

Appendix A

NPSAS:04 Institution and Student Sampling Details

To develop the mathematical foundation for the 2003–04 National Postsecondary Student Aid Study (NPSAS:04) institutional and student sampling design, the following notation is used to represent the institutional and student sampling strata:

$r = 1, 2, \dots, 58$ indexes the institutional strata, and

$s = 1, 2, \dots, 11$ indexes the student/faculty strata.

Note that the NSOPF sample of institutions was a subset of the NPSAS institutions, so the institution strata were expanded to accommodate the selection of certain types of institutions for NSOPF. The strata also accounted for selection of institutions in the 12 states where there were representative samples. The institution measure of size (described below) accounted for student as well as for faculty counts and sampling rates.

Further define the following notation:

$j = 1, 2, \dots, J(r)$ indexes the institutions that belong to institutional stratum r ,

$M_{rs}(j)$ = number of students and faculty during the NPSAS year who belong to person stratum s at the j -th institution in stratum r based on the latest IPEDS data, and

m_{rs} = number of students and faculty to be selected from student stratum s within the r -th institutional stratum, referred to henceforth as person stratum rs .

The overall population sampling rate for student stratum rs , is then given by

$$f_{rs} = m_{rs} / M_{rs}(+, +) ,$$

where

$$M_{rs}(+) = \sum_{j=1}^{J(r)} M_{rs}(j) .$$

The person sampling rates, f_{rs} , were computed based on the final sample allocation and IPEDS data regarding the population sizes.

The composite measure of size for the j -th institution in stratum r will then be defined as

$$S_r(j) = \sum_{s=1}^{11} f_{rs} M_{rs}(j) ,$$

which is the number of persons that would be selected from the j -th institution if all institutions on the frame were to be sampled.

An independent sample of institutions was selected for each institutional stratum using Chromy's sequential, probability minimum replacement (pmr) sampling algorithm to select institutions with probabilities proportional to their measures of size (Chromy 1979). However, rather than allow multiple selections of sample institutions, those institutions with expected frequencies of selection greater than unity (1.00) were selected with certainty, and the remainder of the institutional sample was selected from the remaining institutions in each stratum. This

process made it unnecessary to select multiple second-stage samples of persons by precluding institutions with multiple selections at the first stage of sampling. Therefore, the expected frequency of selection for the j -th institution in institutional stratum r is given by

$$S_r (+) = \sum_{j=1}^{J(r)} S_r (j),$$

where

$$\pi_r (j) = \begin{cases} \frac{n_r S_r (j)}{S_r (+)}, & \text{for non-certainty selections;} \\ 1, & \text{for certainty selections ;} \end{cases}$$

and n_r is the number of noncertainty selections from stratum r .

Within each of the r institutional type, the type r sampling frame was implicitly stratified by sorting in a serpentine manner (see Williams and Chromy 1980) by the following variables:

- historically black colleges and universities (HBCU);
- Bureau of Economic Analysis Code (OBE) Region (from the IPEDS IC file) with Alaska and Hawaii moved to Region 9 with Puerto Rico;
- state; and
- the institution measure of size.

The objectives of this additional, implicit stratification were to ensure some HBCUs, to ensure proportionate representation of all geographic regions and states, and to ensure representation of both large and small institutions.

Procedures for obtaining and sampling from student lists included:

- obtaining as many lists as possible in machine-readable form, including e-mails, uploads to the project website, and diskettes or CD-ROMs;
- processing lists on a flow basis as they were received;
- unduplicating samples selected when an institution provided only a hard-copy list for each term of enrollment;
- ensuring that each sample institution received a sufficient sample allocation that at least 30 respondents would be expected;
- implementing quality assurance checks against the latest IPEDS data; and
- compiling a master sample file on a flow basis as sample students were selected, including student and institution sampling weight factors.

Student samples were selected as stratified, systematic random samples for both hard-copy and electronic lists primarily because of ease of implementation with hard-copy lists. The student sampling rates were fixed for each sample institution rather than the student sample sizes:

- to facilitate selecting the samples on a flow basis as the student lists were received from sample institutions;
- to facilitate unduplicating the samples selected when an institution provided only hard-copy lists by term; and
- because sampling at a fixed rate based on the overall stratum sampling rate and the institution probabilities of selection results in approximately equal overall probabilities of selection within student strata.

Recall that the overall population sampling rate for student stratum rs is given by

$$f_{rs} = m_{rs} / M_{rs}(+) ,$$

where

$$M_{rs}(+) = \sum_{j=1}^{J(r)} M_{rs}(j) .$$

For the unconditional probability of selection to be a constant for all eligible students in stratum rs , the overall probability of selection should be the overall student sampling fraction, f_{rs} ; i.e., it was ensured that

$$\frac{m_{rs}(j)}{M_{rs}(j)} \pi_r(j) = f_{rs} ,$$

or equivalently,

$$m_{rs}(j) = f_{rs} \frac{M_{rs}(j)}{\pi_r(j)} .$$

Thus, the conditional sampling rate for stratum rs , given selection of the j -th institution, becomes

$$f_{rs|j} = f_{rs} / \pi_r(j) .$$

However, in this case, the desired overall student sample size, m_s , is achieved only in expectation over all possible samples.

Achieving the desired sample sizes with equal probabilities within strata in the particular sample selected and simultaneously adjusting for institutional nonresponse and ineligibility requires that

$$\sum_{j \in R} m_{rs}(j) = m_{rs} ,$$

where R denotes the set of eligible, responding institutions. If the conditional student sampling rate for stratum rs in the j -th institution is

$$\hat{f}_{rs|j} = \hat{f}_{rs} / \pi_r(j) ,$$

it is required that

$$\sum_{i \in R} \hat{f}_{rs} \frac{M_{rs}(j)}{\pi_r(j)} = m_{rs} ,$$

or equivalently,

$$\hat{f}_{rs} = m_{rs} / \hat{M}_{rs} ,$$

where

$$\hat{M}_{rs} = \frac{\sum_{j \in R} M_{rs}(j)}{\pi_r(j)} .$$

Since it was necessary to set the student sampling rates, and because complete information on eligibility and response status was available, \hat{M}_{rs} was calculated as follows:

$$\hat{M}_{rs} = \sum_{j \in S} \frac{M_{rs}(j)}{\pi_r(j)} * [E_r R_r E_{rs}] ,$$

where S denotes the set of all sample institutions,

E_r = the institutional eligibility factor for institutional stratum r ,

R_r = the institutional response factor for institutional stratum r ,

E_{rs} = the student eligibility factor for student stratum rs .

NPSAS is a multivariate survey with a p -dimensional parameter space, $\theta = \{\theta_j\}, j = 1, \dots, p$, for which it is desired to estimate θ with $\hat{\theta}$ while minimizing cost (sample size) subject to a series of precision requirements. Consequently, optimal sampling rates can be obtained by solving the following nonlinear optimization problem:

$$\text{Minimize: } C = C_0 + \sum_{i=1}^I \left(C_{1i} n_{1i} + \sum_{f=1}^F C_{2if} n_{2if} \right)$$

$$\text{Subject to: } \begin{cases} V(\hat{\theta}_j) \leq v_j, \forall j \\ 2 \leq n_{1i} \leq N_{1i}, i \in [1, I] \\ 2 \leq n_{2if} \leq N_{2if}, f \in [1, F] \end{cases}$$

where,

- C_0 = fixed cost not affected by changes in the numbers of institutions or students selected;
- C_{1i} = variable cost per institution, depending on the number of participating institutions in the i -th institutional stratum;
- n_{1i} = number of participating institutions in the i -th stratum;
- C_{2if} = variable cost per student, depending on the number of participating students in the f -th student stratum within the i -th institutional stratum; and
- n_{2if} = number of participating students in the f -th student stratum within the i -th institutional stratum.

In the above, variance constraints $V(\hat{\theta}_j) \leq v_j$ correspond to precision requirements that have been specified by NCES for key survey estimates. Using data from the NPSAS:2000 and NPSAS:96 (and NSOPF:99 for faculty constraints), all of the required variance components and their associated precision constraints were developed. Subsequently, the resulting nonlinear optimization problem to determine the most effective sample allocation was solved using Chromy's algorithm (Chromy 1987) to obtain feasible solutions to the above problem.

The large sample sizes for NPSAS:04 were required to achieve the many objectives of the study, including estimates for three domains—public 2-year, public 4-year, and private not-for-profit 4-year institutions—in each of 12 states. A baseline cohort of FTBs was also selected for the BPS studies. Moreover, many NPSAS:04 statistical analyses focus on relatively rare domains, thereby requiring large overall sample sizes and disparate sampling rates. Discussions with NCES were used to identify the domains of interest and the study was designed to ensure adequate sample sizes for those domains.

References

- Chromy, J.R. (1979). Sequential Sample Selection Methods. *Proceedings of the American Statistical Association Section on Survey Research Methods*, pp. 401-406.
- Chromy, J.R. (1987). Design Optimization with Multiple Objectives. *Proceedings of the American Statistical Association, Section on Survey Research Methods*.
- Williams, R.L. and J.R. Chromy (1980). SAS Sample Selection MACROS. *Proceedings of the Fifth Annual SAS Users Group International Conference*, pp. 392-396.

Appendix B

Technical Review Panel Contact List

TECHNICAL REVIEW PANEL

Clifford Adelman
Senior Associate
Institute for Higher Education Policy
1320 19th St., NW Suite 400
Washington, DC 20036
Voice: (202) 587-4971
FAX: NONE LISTED
Email: cadelman@ihp.org

Nabeel Alsalam
Congressional Budget Office
Ford House Office Building
Room 423A
Washington, DC 20515
Voice: (202) 225-2639
FAX: (202) 225-3149
Email: nabeel@cbo.gov

Frank Balz
National Association of Independent Colleges &
Universities
1025 Connecticut Avenue, NW – Suite 700
Washington, DC 20036
Voice: (202) 785-8866
FAX: (202) 835-0003
Email: frank@naicu.edu

David Banks
Duke University
Institute of Statistics & Decision Sciences
Durham, NC 27708
Voice: (919) 684-3743
FAX: (919) 684-8594
Email: banks@stat.duke.edu

John Braxton
Vanderbilt University
Department of Leadership, Policy &
Organizations
230 Appleton Place - 205C Payne Hall
Nashville, TN 37235
Voice: (615) 322-8021
FAX: (615) 343-7094
Email: john.braxton@vanderbilt.edu

Nancy Broff
Career College Association
10 G Street, NE, Suite 750
Washington, DC 20002
Voice: (202) 336-6755
FAX: (202) 336-6828
Email: nancyb@career.org

Joan Burrelli
National Science Foundation
4201 Wilson Boulevard – Suite 965
Arlington, VA 22230
Voice: (703) 292-8774
FAX: (703) 292-9092
Email: jburrell@nsf.gov

Alisa Cunningham
The Institute for Higher Education Policy
1320 19th Street, NW – Suite 400
Washington, DC 20036
Voice: (202) 861-8223
FAX: (202) 861-9307
Email: alisa@ihp.org

Tricia Grimes
Minnesota Office of Higher Education
1450 Energy Park Drive – Suite 350
St. Paul, MN 55108
Voice: (651) 642-0589
FAX: (651) 642-0675
Email: Tricia.Grimes@state.mn.us

Brian Harris-Kojetin
Office of Management and Budget
725 17th Street NW
Room 10201
Washington, DC 20503
Voice: (202) 395-7314
FAX: (202) 395-7245
Email: bharrisk@omb.eop.gov

Greg Kienzl
American Institutes for Research (AIR)
Education Statistics Services Institute
1990 K Street, NW - Fifth Floor
Washington, DC 20006
Voice: (202) 403-6118
FAX: (202) 737-4918
Email: gkienzl@air.org

Jacqueline King
American Council on Education
One Dupont Circle, NW – Suite 800
Washington, DC 20036
Voice: (202) 939-9559
FAX: (202) 785-2990
Email: jacqueline_king@ace.nche.edu

Nancy Leach
National Science Foundation
4201 Wilson Boulevard – Suite 965
Arlington, VA 22230
Voice: (703) 292-7768
FAX: (703) 292-9062
Email: NLeach@nsf.gov

Catherine Millett
Educational Testing Service
Center for Policy Studies & Research; Research
and Development
Rosedale Road, Mailstop 01-R
Princeton, NJ 0
Voice: (609) 734-5866
FAX: (609) 734-1755
Email: cmillett@ets.org

Kevin Murphy
University of Chicago
Graduate School of Business
5807 South Woodlawn Avenue
Chicago, IL 60637
Voice: (773) 702-7280
FAX: (773) 702-2699
Email: murphy@chicagogsb.edu

Kent Phillippe
American Association of Community Colleges
One Dupont Circle, NW – Suite 410
Washington, DC 20036
Voice: (202) 728-0200
FAX: (202) 833-2467
Email: kphillippe@aacc.nche.edu

Christine Walton Siley
American Association of State Colleges and
Universities (AASCU)
1307 New York Avenue NW
Fifth Floor
Washington, DC 20005
Voice: (202) 478-4660
FAX: None Listed
Email: SileyC@aascu.org

Dawn Terkla
Tufts University
Institutional Research
28 Sawyer Avenue
Medford, MA 0
Voice: (617) 627-3274
FAX: (617) 627-3993
Email: dawn.terkla@tufts.edu

Vincent Tinto
Syracuse University
School of Education
353 Huntington Hall
Syracuse, NY 13244
Voice: (315) 443-4763
FAX: (315) 443-9218
Email: vtinto@syr.edu

Marvin Titus
North Carolina State University
Adult and Community College Education
300M Poe Hall, Box 7801
Raleigh, NC 27695
Voice: (919) 515-6290
FAX: None Listed
Email: marvin_titus@ncsu.edu

Tammy Zimmer
Career College Association
10 G Street, NE – Suite 750
Washington, DC 20002
Voice: (202) 336-6839
FAX: (202) 336-6828
Email: tammyz@career.org

U.S. DEPARTMENT OF EDUCATION

David Bergeron
U.S. Department of Education, Office of
Postsecondary Education
1990 K St, NW – Room 8022
Washington, DC 20006
Voice: (202) 502-7815
FAX: (202) 708-9107
Email: david.bergeron@ed.gov

C. Dennis Carroll
U.S. Department of Education, NCES
1990 K Street, NW
Room 8112
Washington, DC 20006
Voice: (202) 502-7323
FAX: (202) 502-7460
Email: dennis.carroll@ed.gov

Daniel Goldenberg
U.S. Department of Education, Office of the
Deputy Secretary
400 Maryland Avenue
Room 5W308
Washington, DC 20202
Voice: (202) 401-3562
FAX: (202) 401-6139
Email: daniel.goldenberg@ed.gov

James Griffith
U.S. Department of Education, NCES
1990 K Street, NW
Room 8103
Washington, DC 20006
Voice: (202) 502-7387
FAX: (202) 502-7460
Email: James.Griffith@ed.gov

Lisa Hudson
U.S. Department of Education, NCES
1990 K Street, NW
Suite 900
Washington, DC 20006
Voice: (202) 502-7358
FAX: (202) 502-7490
Email: lisa.hudson@ed.gov

Tracy Hunt-White
U.S. Department of Education, NCES
1990 K St., NW
Room 8121
Washington, DC 20006
Voice: (202) 502-7438
FAX: (202) 502-7460
Email: tracy.hunt-white@ed.gov

Paula Knepper
U.S. Department of Education, NCES
1990 K Street NW
Room 8104
Washington, DC 20006
Voice: (202) 502-7367
FAX: (202) 502-7372
Email: paula.knepper@ed.gov

Roslyn Korb
U.S. Department of Education, NCES
1990 K Street, NW
Room 8132
Washington, DC 20006
Voice: (202) 502-7378
FAX: (202) 219-1529
Email: roslyn.korb@ed.gov

Edith McArthur
U.S. Department of Education, NCES
1990 K Street, NW
Room 9081
Washington, DC 20006
Voice: (202) 502-7393
FAX: (202) 502-7490
Email: edith.mcarthur@ed.gov

Elise Miller
US Department of Education, NCES
1990 K Street, NW
Room 8113A
Washington, DC 20006
Voice: (202)502-7318
FAX: (202)502-7460
Email: Elise.Miller@ed.gov

Jeffrey Owings
U.S. Department of Education, NCES
1990 K Street, NW
Room 9105
Washington, DC 20006
Voice: (202) 502-7423
FAX: (202) 502-7475
Email: jeffrey.owings@ed.gov

Kristin Perry
U.S. Department of Education, NCES
1990 K Street, NW
Room 8113A
Washington, DC 20006
Voice: (202) 502-7428
FAX: None Listed
Email: kristin.perry@ed.gov

Marilyn Seastrom
U.S. Department of Education, NCES
1990 K Street, NW
Room 9051
Washington, DC 20006
Voice: (202) 502-7303
FAX: None Listed
Email: marilyn.seastrom@ed.gov

Thomas Weko
Senior Research Scientist
U.S. Department of Education, NCES
1990 K Street, NW
Washington, DC 20006
Voice: (202) 502-7643
FAX: (202) 502-7640
Email: tom.weko@ed.gov

John Wirt
U.S. Department of Education, NCES
1990 K Street, NW
Room 9028
Washington, DC 20006
Voice: (202) 502-7478
FAX: None Listed
Email: john.wirt@ed.gov

Linda Zimblar
U.S. Department of Education, NCES
Office of Educational Research and
Improvement (OERI)
1990 K Street NW
Room 8123
Washington, DC 20006
Voice: (202) 502-7481
FAX: (202) 502-7450
Email: linda.zimblar@ed.gov

SUBCONTRACTORS

MPR Associates

Lutz Berkner
MPR Associates
2150 Shattuck Avenue, Suite 800
Berkeley, CA 94704
Voice: (510) 849-4942
FAX: (510) 849-0794
Email: lberkner@mprinc.com

Emily Forrest Cataldi
MPR Associates
2150 Shattuck Avenue, Suite 800
Berkeley, CA 94704
Voice: (510) 849-4942
FAX: (510) 849-0794
Email: ecataldi@mprinc.com

Laura Horn
MPR Associates
2150 Shattuck Avenue, Suite 800
Berkeley, CA 94704
Voice: (510) 849-4942
FAX: (510) 849-0794
Email: lhorn@mprinc.com

RTI International

Janet Austin
RTI International
P.O. Box 12194
3040 Cornwallis Road
Research Triangle Park, NC 27709
Voice: (919) 541-7101
FAX: (919) 541-7014
Email: jra@rti.org

Melissa Cominole
RTI International
P.O. Box 12194
3040 Cornwallis Road
Research Triangle Park, NC 27709
Voice: (919) 990-8456
FAX: (919) 541-7014
Email: mcominole@rti.org

Jeffrey Franklin
RTI International
P.O. Box 12194
3040 Cornwallis Road
Research Triangle Park, NC 27709
Voice: (919) 485-2614
FAX: (919) 541-7250
Email: jwf@rti.org

John Riccobono
RTI International
P.O. Box 12194
3040 Cornwallis Road
Research Triangle Park, NC 27709
Voice: (919) 541-7006
FAX: (919) 541-7014
Email: jar@rti.org

Theresa Gilligan
RTI International
P.O. Box 12194
3040 Cornwallis Road
Research Triangle Park, NC 27709
Voice: (919) 990-8312
FAX: (919) 541-7014
Email: gilligan@rti.org

Jennifer Wine
RTI International
P.O. Box 12194
3040 Cornwallis Road
Research Triangle Park, NC 27709
Voice: (919) 541-6870
FAX: (919) 541-7014
Email: jennifer@rti.org

Appendix C
Data Elements for the
BPS:04/06 Student Interview

A. BPS eligibility/enrollment in 2003–04 (nonrespondents to 2004 interview only)

1. Confirm enrollment at NPSAS in 2003–04
2. Confirm first-time beginner (FTB) status in 2003–04
3. Reasons for enrolling:
 - a. Complete a certificate, associate’s or bachelor’s degree program
 - b. Take courses to transfer to 4-year school
 - c. Gain job/occupational skills
 - d. Recreational courses/self-improvement (no degree)
4. Other institutions attended in 2003–04 (name, location, type)
5. Months enrolled and attendance (full- or part-time) in 2003–04
6. Took remedial courses in first year
7. High school completion including year
8. Date of birth
9. Age

B. Enrollment since 2004

1. Current enrollment status (at time of interview)
 - a. Still enrolled
 - Enrolled at NPSAS or last institution reported in 2004
 - Enrolled at another institution
 - b. No longer enrolled
 - Completed program
 - Type of certificate/degree earned
 - Date awarded
 - Left before completion
 - Completed 2 or more courses with a passing grade
 - Reasons for leaving
2. Enrollment in 2004–05
 - a. Enrolled at last institution reported in 2004
 - Months enrolled
 - Primarily full-time or part-time
 - b. Enrolled at another institution in 2004–05
 - Name of institution and location (online coding of type)
 - Months enrolled
 - Primarily full-time or part-time
 - Main educational goals

C. Characteristics of current or last undergraduate enrollment

1. Educational program characteristics
 - a. Degree goal (certificate, associate’s, bachelor’s, none)

- b. Types of classes for those not working on a degree
 - c. Major (online coding of type)
 - d. Number of times changed major
 - e. Class level
 - f. GPA
 - g. Academic performance
 - Ever withdraw from courses after normal drop/add deadline
 - Ever get incomplete grades
 - Ever retake a course to raise grades
2. Academic and social integration
- a. Frequency (never/sometimes/often) of:
 - Talking with faculty outside class
 - Meeting advisor about academic plans
 - Informal meetings with faculty
 - Attend study groups
 - Participate in school clubs
 - Attend fine arts activities
 - Participate in sports
3. Residence, work, and financial support
- a. Type of residence (on campus, off campus, with parents)
 - b. How far in miles
 - c. Working while enrolled
 - Number of jobs
 - On/off campus job
 - Participation in work study, cooperative employment, practicum
 - Type of employer
 - Relationship of job to studies
 - Number of hours worked per week
 - Number of terms/months worked
 - Job earnings (per school year, term/semester, month, week, or hour)
 - Primary role: student or employee?
 - Could you afford school without working?
 - d. Financial support from parents (respondents under 30)
 - None
 - Pay for tuition and/or fees
 - Pay for food or housing
 - Provide money for other expenses

D. Employment regarding respondents no longer enrolled

1. Currently employed?
2. Current job characteristics (if employed)
 - a. Job start date
 - b. Number of hours worked per week
 - c. Wages/salary
 - d. Occupation and industry (online coding of types)
 - e. Type of employer
 - f. Employer-offered health insurance as benefit
 - g. Held position or similar job
 - While enrolled
 - Before enrolled
 - h. Related to major/coursework
 - i. Related to career goals
 - j. Degree, certificate, or license required, including type of license/certification
 - k. Participation in internship or practicum
 - l. Was this first job after leaving school?
 - m. Source of job placement (advertisements, resume, networking, school, other)
3. Able to get current job without courses taken
4. Took classes necessary for license or certification
5. Unemployment periods of more than 3 months since end of enrollment
 - a. If yes, how many times
 - b. What was the longest period of unemployment
6. If not currently employed, then looking for a job?

E. Current demographics

1. Race/ethnicity
2. Respondent's current marital status
3. Respondents under 24:
 - a. Parents' marital status
 - b. Estimated parental income (in ranges)
4. Household composition (with whom do you live?)
5. Number of dependent children
 - a. Age of youngest child
6. Annual income
 - a. Own earnings (in ranges)
 - b. Spouse's earnings (in ranges)
 - c. Income from other sources (TANF (AFDC or state equivalent), Social Security, disability or worker's compensation, food stamps, child support, FEMA Disaster Assistance)

7. Spouse's level of education
8. Spouse currently enrolled in school (postsecondary)

F. Student loan and other debt

1. Student loan debt
 - a. Total amount borrowed in student loans (all years)
 - b. Total amount still owed
 - c. Currently repaying loans
 - Amount of monthly payment
 - Are parents helping to repay loans? (respondents under 30)
2. Amount of spouse's student loans
 - a. Spouse's monthly repayment amount
3. Other monthly payments
 - a. Rent or mortgage
 - b. Auto loan or lease
4. Number of credit cards
 - a. Usually pay off or carry balance
 - b. Current outstanding balance on credit cards

G. Civic participation

1. Current citizenship
2. Voting (if citizen)
 - a. Registered to vote?
 - b. Voted in the last presidential election?
3. Volunteering/community service
 - a. Volunteer activities in last 12 months?
 - b. Type of activities (check all that apply)
 - Education-related
 - Work with children
 - Fundraising
 - Homeless shelter/kitchen
 - Neighborhood improvement
 - Health services
 - Service to church
 - c. Hours per month
 - d. Reasons for participating (check all that apply)
 - School requirement
 - Campus organization
 - Encouraged by others
 - Expression of belief

- Meet people
- Develop skills
- Feel good about self

e. Outcomes of community service activities (check all that apply)

- Career choice
- Apply skills
- Expand skills
- Add to resume
- Clarified major
- Compassionate person
- Social awareness

H. Disabilities (first 3 questions from NPSAS:04)

1. Do you have a long-lasting condition such as blindness, deafness, or a severe vision or hearing impairment?
2. Do you have a long-lasting condition that substantially limits one or more basic physical activities such as walking, climbing stairs, reaching, lifting, or carrying?
3. Excluding any conditions already mentioned, do you have any other physical, mental, emotional, or learning condition that has lasted six months or more?

I. Personal goals

1. Highest level of education ever expected
2. How enrollment plans have been affected by hurricanes in 2005 (transferred, took classes online, delayed enrollment, dropped out)
3. Plans to pursue a teaching career
4. Value of the following goals
 - a. Very important (check all that apply):
 - Being a community leader
 - Being financially well-off
 - Having children
 - Influencing political structure
 - Leisure time
 - Living close to relatives
 - Moving away from hometown
 - Steady work
 - Recognized as an expert
 - Meaning and purpose in life
 - Helping others

J. Supplementary data from outside sources

1. Financial aid application data (from CPS-Central Processing System)

2. Annual and cumulative federal student loan amounts (from NSLDS- National Student Loan Data System)
3. Annual Pell Grant amounts (from NSLDS)
4. Annual Tuition and Student Budgets (from IPEDS)

Appendix D

Data Collection Materials

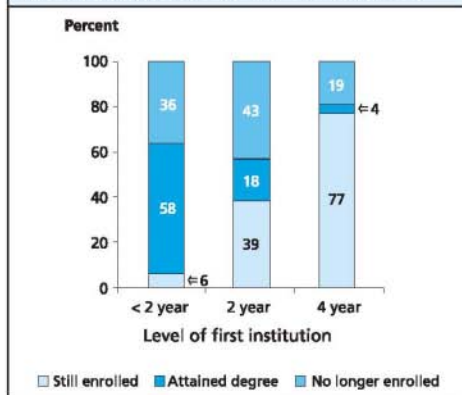
Brochure.....	D-3
Parent Letter.....	D-5
Address Update Form	D-6
Initial Letter to Base-Year Respondents	D-7
Initial Letter to Base-Year Nonrespondents	D-8
Data Collection Announcement Postcard	D-9
Data Collection Prompt Flyer	D-10
Computer-Assisted Personal Interview (CAPI) Lead Letter	D-12
Field Interviewer Authorization Letter	D-13
Refusal Letter.....	D-14
Thank You Letter	D-15

What have we learned from prior BPS studies?

BPS has been conducted with three cohorts of beginning postsecondary students since 1990. In prior BPS studies, we have learned that

- 92 percent of beginning students work while enrolled;
- 58 percent of students receive financial aid;
- those students receiving financial aid are more likely than those who do not receive financial aid to complete their degree in 5 years or less;
- 29 percent of students leave the college where they started to transfer elsewhere; and
- 58 percent of students attending less than 2 year schools completed their degree in 3 years or less.

Enrollment status and degree attainment of beginning students at any postsecondary institution after 3 years, by level of first institution attended



SOURCE: U.S. Department of Education, National Center for Education Statistics. *Descriptive Summary of 1995-96 Beginning Postsecondary Students: Three Years Later* (NCES 2000-154). Washington, DC: 2000.

Brochure

Where can I get
More Information
about BPS?

For more information on participating,
visit the study's website at

<https://surveys.nces.ed.gov/bps/>

To make an appointment to complete
the interview by telephone, or for assistance
in completing the web interview, call
1-800-334-2321

You may also contact us by
E-mail: bps@rti.org
Fax: 919-541-7014
TDD: 1-877-212-7230

If you have additional questions or concerns,
you may contact the following:

BPS Project Director (RTI)
Jennifer Wine
1-877-225-8470 (toll-free)
jennifer@rti.org

BPS Project Officer (NCES)
Tracy Hunt-White
202-502-7438
Tracy.Hunt-White@ed.gov

If you have questions about your rights
as a participant, please contact:

Office of Research Protection
RTI International
E-mail: orpe@rti.org
1-866-214-2043 (toll-free)



National Center for Education Statistics
Institute of Education Sciences
U.S. Department of Education



U.S. Department of Education
Institute of Education Sciences
NCES 2006-188



*Beginning Postsecondary Students
Longitudinal Study*

What is BPS?

The Beginning Postsecondary Students (BPS) Longitudinal Study collects data related to enrollment in and completion of postsecondary education. The study includes people who first entered postsecondary institutions—vocational schools, community colleges, and 4-year colleges and universities—in the 2003-04 school year. BPS participants will be interviewed in 2006 and again in 2009, as they continue their education, enter the work force, and pursue other interests. As a participant in the BPS study, the information you provide will be combined with information collected from thousands of other participants to produce national statistics.

Who is conducting the study?

The BPS study is conducted under contract for the National Center for Education Statistics (NCES), U.S. Department of Education, by RTI International (RTI), a nonprofit research organization located in North Carolina. BPS is authorized by the Education Sciences Reform Act of 2002 (P.L. 107-279).

Who is included in the study?

The BPS study consists of a sample of approximately 23,000 students from over 1,500 institutions in the 50 states, the District of Columbia, and Puerto Rico. All of the students began their postsecondary education during the 2003-2004 school year.

When will the study be conducted?

BPS data collection will begin in the spring of 2006. Students may access the interview on the web at: <https://surveys.nces.ed.gov/bps/> or by calling the BPS Help Desk at 1-800-334-2321.

Why should I participate?

By participating, you have the opportunity to help researchers, counselors, and others better understand the costs and benefits of postsecondary education. This study helps us determine

- what percentage of beginning students complete their degree programs;
- whether students receiving financial aid complete their programs in the same length of time as those who do not receive financial aid;
- why students leave school;
- whether increased financial aid is associated with completion; and
- how long it takes students to complete various types of degree programs.

How can I Participate?

You may complete the BPS interview in one of two ways:

1. Log in to the study website at <https://surveys.nces.ed.gov/bps/> then simply select the Login link and enter your Study ID and password when prompted. If you need assistance, call the BPS Help Desk at 1-800-334-2321 or contact us via e-mail at bps@rti.org.
2. Complete the interview by telephone. If you prefer to complete the BPS interview by telephone with a professionally trained interviewer from RTI, you may call the BPS Help Desk at 1-800-334-2321.

How long will it take?

On average, the interview lasts about 25 minutes. Web interview time may vary depending on your Internet connection speed.

Will my answers be kept Confidential?

Your answers may be used only for statistical purposes and may not be disclosed, or used, in identifiable form for any other purpose except as required by law. The answers that you provide are compiled with the responses from other students and reported to the general public in statistical form. The graph in this brochure is a good example of how data are reported.

The following procedures have been implemented to ensure the confidentiality of your responses:

- Your answers are secured behind firewalls and are encrypted during Internet transmission using Secure Sockets Layer (SSL) protocol. All data entry modules are password-protected and require the user to log in before accessing confidential data.
- Project staff may be severely fined or imprisoned for disclosure of individual responses.
- Confidentiality procedures are reviewed and approved by RTI's Institutional Review Board (Committee for Protection of Human Subjects).

Where can I get a copy of the Results?

Results are scheduled to be released in 2007 and will be posted on the NCES website as soon as they are available at: <http://nces.ed.gov/surveys/bps/>.



Parent Letter

August 10, 2007

«Cpfname» «Cpmname» «Cplname»
 «CAddr1»
 «CAddr2»
 «CCity», «CState» «CZip» «CZip4»

Study ID: «caseid»
 «panelinfo»

Dear «Cpfname» «Cplname»:

Students who first began their postsecondary education in the 2003-04 school year were selected to participate in the Beginning Postsecondary Students (BPS) Longitudinal Study sponsored by the U.S. Department of Education. This study collects information, over time, on students' postsecondary experiences, work while enrolled, persistence in school, degree completion, and employment following enrollment. The enclosed pamphlet describes BPS in more detail and presents selected findings from prior BPS studies.

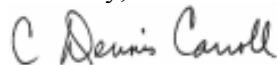
«sPfname» «sPlname» has been randomly selected to participate in this cycle of BPS. We need your help to update our records for «pronoun2». «text1». ***Please take a few minutes to update the enclosed Address Update Information sheet and return it in the enclosed postage paid envelope.***

We will be re-contacting «sPfname» and other study participants beginning in early spring 2006 to ask questions about their recent education and employment experiences. Your help in updating our records will ensure the success of the study. Only a limited number of people were selected for the study. Therefore, each person selected represents many others, and it is extremely important that we be able to contact them. If «sPfname» completes the interview on the Web by the date provided «pronoun2», «pronoun1» will **receive a \$30 check** as a token of our appreciation.

NCES has contracted with RTI International to conduct this cycle of the BPS data collection. Please be assured that both NCES and RTI follow strict confidentiality procedures to protect the privacy of study participants and the confidentiality of the information collected. If you have any questions about the study, please call the RTI study director, Dr. Jennifer Wine, toll-free at 1-877-225-8470.

We sincerely appreciate your assistance and thank you in advance for helping us conduct this important study.

Sincerely,



C. Dennis Carroll, Ph.D.
 Associate Commissioner
 Postsecondary Studies Division

Address Update Form

Study ID: «caseid»

Address and Telephone Information

- Step 1.** Please review the address displayed on the left. Check here if all information pre-printed in this section is **currently correct**.
- Step 2.** If not currently correct, **please update** in the space provided.
To update your locating information online, visit our secure website at **<http://surveys.nces.ed.gov/bps>** and refer to **Study ID «caseid»**.

	Update Information
«fname» «mname» «lname» «suffix» «addr1» «addr2» «city», «state» «zip»«zip4» «sarea1» «sphone1» «panelinfo»	Name: _____ Address: _____ _____ Home phone: _____ () Work phone: _____ () Cell phone: _____ ()

- Step 3.** Please provide us with information on the best times and dates for us to call.
- a. Best time to call (in your time zone): ____:____ am pm through ____:____ am pm
- b. Which days are best for us to reach you? Sun Mon Tues Wed Thur Fri Sat

- Step 4.** Please provide an e-mail address that we can use to contact you.

School e-mail address:
Personal e-mail address:

***Thank you for your assistance. This information is completely confidential.
Please return this page in the enclosed postage paid envelope.***

The National Center for Education Statistics (NCES) of the U.S. Department of Education is authorized by federal law (Public Law 107-279) to conduct the Beginning Postsecondary Students Longitudinal Study. NCES will authorize only a limited number of researchers to have access to information which could be used to identify individuals. They may use the data for statistical purposes only and are subject to fines and imprisonment for misuse.

According to the Paperwork Reduction Act of 1995, no persons are required to respond to a collection of information unless it displays a valid OMB control number. The valid OMB control number of this information collection is 1850-0631, and it is completely voluntary. The time required to complete this information collection is estimated to average 25 minutes per response, including the time to review instructions, search existing data resources, gather the data needed, and complete and review the information collection. If you have any comments concerning the accuracy of the time estimate or suggestions for improving the interview, please write to: U.S. Department of Education, Washington, DC 20006. If you have comments or concerns regarding the status of your individual interview, write directly to: Tracy Hunt-White, National Center for Education Statistics, 1990 K Street, NW, Washington, DC 20006.

Initial Letter to Base-Year Respondents

August 10, 2007

«fname» «mname» «lname» «suffix»
 «addr1»
 «addr2»
 «city», «state» «zip»

Study ID: «caseid»
 «panelinfo»

Dear «fname» «lname»:

In 2004, you participated in an interview for the U.S. Department of Education that focused on your early experiences as a postsecondary student and how you paid for your school expenses that year. We are now seeking your help with a follow-up interview with you and students like you who began their education in 2003-04. This new interview, conducted as part of the Beginning Postsecondary Students (BPS) Longitudinal Study, will focus on your experiences since the first interview, as you continued in, completed, or left postsecondary education. Results from previous BPS studies have been used by educators and policymakers to better understand the rate at which beginning students are completing degree programs, the factors preventing them from completing degree programs, and the effects of financial aid and jobs on academic performance.

The interview will take about 25 minutes to complete on the Web whenever it is convenient for you. When data collection begins in March, you will receive a postcard that will provide specific information on how to participate. If you complete the interview on the Web by the date indicated on the postcard, you will **receive a \$30 check** as a token of our appreciation.

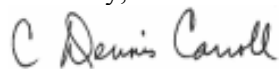
Your participation, while voluntary, is critical to the study's success. By law, we are required to protect your privacy. Your responses will be secured behind firewalls and will be encrypted during Internet transmission. Your responses may be used only for statistical purposes and may not be disclosed, or used, in identifiable form for any other purpose, except as required by law.

Enclosed you will find a pamphlet with a brief description of BPS, findings from prior BPS studies, and confidentiality procedures. If your contact information has changed, you may provide your new address and telephone number on the enclosed address update sheet and return it to us in the business reply envelope provided. To find out more about this BPS interview and to update your contact information online, visit the study's website at <https://surveys.nces.ed.gov/bps/>.

The BPS study is being conducted for the U. S. Department of Education's National Center for Education Statistics by RTI International. If you have any questions about the study, please call the RTI study director, Dr. Jennifer Wine, toll-free at 1-877-225-8470.

We thank you in advance for your participation in this important study. Your cooperation is greatly appreciated.

Sincerely,



C. Dennis Carroll, Ph.D.
 Associate Commissioner
 Postsecondary Studies Division

Initial Letter to Base-Year Nonrespondents

August 10, 2007

«fname» «mname» «lname» «suffix»
«addr1»
«addr2»
«city», «state» «zip»

Study ID: «caseid»
«panelinfo»

Dear «fname» «lname»:

You have been randomly selected to take part in the Beginning Postsecondary Students (BPS) Longitudinal Study sponsored by the U.S. Department of Education. I am writing to ask you to participate in this important study by completing an interview about your experiences as a postsecondary student at «Inst_name» in 2003–04, and your education and employment experiences since you first enrolled. Results from previous BPS studies have been used by educators and policymakers to better understand the rate at which beginning students are completing degree programs, the factors preventing them from completing degree programs, and the effects of financial aid and jobs on academic performance.

The interview will take about 25 minutes to complete on the Web whenever it is convenient for you. When data collection begins in March, you will receive a postcard that will provide specific information on how to participate. If you complete the interview on the Web by the date indicated on the postcard, you will **receive a \$30 check** as a token of our appreciation.

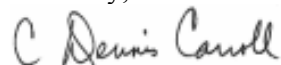
Your participation, while voluntary, is critical to the study's success. By law, we are required to protect your privacy. Your responses will be secured behind firewalls and will be encrypted during Internet transmission. Your responses may be used only for statistical purposes and may not be disclosed, or used, in identifiable form for any other purpose, except as required by law.

Enclosed you will find a pamphlet with a brief description of BPS, findings from prior BPS studies, and confidentiality procedures. If your contact information has changed, you may provide your new address and telephone number on the enclosed address update sheet and return it to us in the business reply envelope provided. To find out more about this BPS interview and to update your contact information online, visit the study's website at <https://surveys.nces.ed.gov/bps/>.

The BPS study is being conducted for the U. S. Department of Education's National Center for Education Statistics by RTI International. If you have any questions about the study, please call the RTI study director, Dr. Jennifer Wine, toll-free at 1-877-225-8470.

We thank you in advance for your participation in this important study. Your cooperation is greatly appreciated.

Sincerely,



C. Dennis Carroll, Ph.D.
Associate Commissioner
Postsecondary Studies Division

Data Collection Announcement Postcard

BPS «panelinfo»
Case ID «caseid»



Beginning Postsecondary Students Longitudinal Study

**Complete your BPS interview
by «date» and
receive **\$30** as a token of our appreciation.**

To complete a web interview over our secure website, log on to:

<https://surveys.nces.ed.gov/bps/>

Your Study ID is: «caseid»

Your Password is: «password»

**For questions or problems completing your web interview, call the BPS Help Desk at
1-800-334-2321.**

Thank you for participating in BPS!

Dear «fname» «lname»:

Interviews for the Beginning Postsecondary Students (BPS) longitudinal study are now being conducted. If you complete your BPS interview by «date», you will **receive a \$30 check as a token of our appreciation.**

You may access the web interview by logging on to our secure website at <https://surveys.nces.ed.gov/bps/> using the Study ID and password provided below.

Study ID = «caseid»

Password = «password»

Your responses may be used only for statistical purposes and may not be disclosed, or used, in identifiable form for any other purpose, except as required by law. If you have questions or problems completing your interview online, simply call the **BPS Help Desk at 1-800-334-2321.**

If you have any questions or concerns about the study itself, please contact the BPS Project Director, Dr. Jennifer Wine, toll free at 1-877-225-8470 (e-mail: jennifer@rti.org), or the NCES Project Officer, Ms. Tracy Hunt-White, at 202-502-7438 (e-mail: tracy.hunt-white@ed.gov).

Thank you in advance for making BPS a success.

Data Collection Prompt Flyer



Beginning Postsecondary Students Longitudinal Study

BPS «panelinfo»
Case ID «caseid»

**«fname», complete a 25 minute interview
and get \$«IncAmt» for your time.**

To complete a **WEB INTERVIEW** over our secure website, log on to

<https://surveys.nces.ed.gov/bps/>

Your Study ID is: «caseid»

Your Password is: «password»

To complete a **TELEPHONE INTERVIEW** with a professional interviewer, or for help
completing the web interview please call **1-800-334-2321**.

Dear «fname» «lname»:

Data collection for the Beginning Postsecondary Students (BPS) longitudinal study is coming to a close. Because the results from this study will help develop policy regarding participation in higher education, your experiences will help determine how future tax dollars are spent. You will also help represent the thousands of others like you who lead busy lives. If you complete your BPS interview soon, you will **receive a \$«IncAmt» check as a token of our appreciation.**

You may access the web interview by logging on to our secure website at <https://surveys.nces.ed.gov/bps/> using the Study ID and password provided below.

Study ID = «caseid»

Password = «password»

On average the interview takes less than 25 minutes to complete, and your responses may be used only for statistical purposes and may not be disclosed, or used, in identifiable form for any other

purpose, except as required by law. If you have questions or problems completing your interview online, or would like to complete your interview over the telephone with a professional interviewer, simply call the **BPS Help Desk at 1-800-334-2321**.

If you have any questions or concerns about the study itself, please contact the BPS Project Director, Dr. Jennifer Wine, toll free at 1-877-225-8470 (e-mail: jennifer@rti.org), or the NCES Project Officer, Dr. Tracy Hunt-White, at 202-502-7438 (e-mail: tracy.hunt-white@ed.gov).

Thank you in advance for making BPS a success.

Computer-Assisted Personal Interview (CAPI) Lead Letter

Study ID _____

Dear _____:


The Beginning Postsecondary Students Longitudinal Study (BPS) is now being conducted. Sponsored by the US Department of Education, the results of this study will be used to better understand the rate at which beginning students are completing degree programs, the factors preventing them from completing degree programs, and the effects of financial aid and jobs on academic performance.

Your participation is critical to the success of the study. We need you to complete a brief interview with our Field Interviewer, which can be arranged at a time convenient to your schedule. All of your responses will be kept confidential and will be protected to the fullest extent allowable under law. When you complete your interview, **we will pay you \$30** to reimburse you for your time.

Thank you for helping to make BPS a success. Please do not hesitate to contact me by telephone at 1-877-225-8470 or via e-mail at jennifer@rti.org if you have questions about the study. If you'd like to schedule an appointment to complete the interview, call our field interviewer directly (please call collect, if it's long distance) at the number below, or you may call her supervisor toll-free at 1-877-582-9769.

Thank you for your time and willingness to participate.

Sincerely yours,



Jennifer Wine, Ph.D.
BPS Project Director

Field Interviewer: _____

Phone: _____

Field Interviewer Authorization Letter

June 3, 2005


To Whom It May Concern:

This letter is to verify that «FI_Name» is representing RTI International (RTI) during data collection for a national research study conducted for the National Center for Education Statistics of the U.S. Department of Education.

This individual is a «Position» for the Beginning Postsecondary Students (BPS) longitudinal study (Contract No.ED-02-CO-0011) which collects information on students' postsecondary experiences, work while enrolled, persistence in school, degree completion, and employment following enrollment. Your assistance in helping this person locate, contact, and interview sample members for this important study would be greatly appreciated.

If you would like to verify the employment status of this individual, please contact Jeff Franklin, the BPS Data Collection Task Leader, at 1-800-334-8571, weekdays between 8:15 AM and 5:00 PM ET. If you have any questions about the study, you may reach me at (202) 502-7438, (M-F). Thank you for your cooperation.

Sincerely,



Tracy Hunt-White
BPS Project Officer
U.S. Department of Education
National Center for Education Statistics

Refusal Letter

August 10, 2007

«fname» «mname» «lname» «suffix»
«addr1»
«addr2»
«city», «state» «zip»

Study ID: «caseid»
«panelinfo»

Dear «fname» «lname»:

On behalf of the U.S. Department of Education, I am writing to ask for your participation in the Beginning Postsecondary Students Longitudinal Study (BPS). Because the results from this study will help develop policy regarding participation in higher education, your experiences and opinions will help determine how future tax dollars are spent. You will also **receive a \$30 check as a token of our appreciation** for the time you took to complete the survey.

Please call us at **1-800-334-2321** to complete a telephone interview or, if you wish to complete the interview yourself over our secure website, log on to <https://surveys.nces.ed.gov/bps/>. You will need the Study ID and password provided below to access the web interview.


Study ID = «caseid»
Password = «password»

Be assured that all of your answers will be kept confidential and will be protected to the fullest extent allowable under law.

Please do not hesitate to contact me directly at 1-877-225-8470 (toll-free) or by e-mail at jennifer@rti.org if I can provide any additional information about the study or your interview.

Thank you in advance for your participation in this important study. Your cooperation is greatly appreciated.

Sincerely,



Jennifer Wine, Ph.D.
Project Director

Thank You Letter

Date

«fname» «mname» «lname» «suffix»
«addr1»
«addr2»
«city», «state» «zip»

Study ID: «caseid»
«panelinfo»

Dear «fname» «lname»:

On behalf of the U.S. Department of Education and the staff of the Beginning Postsecondary Students Longitudinal Study, I would like to thank you for completing your BPS interview. Your participation in this study is very important to ensuring its success. Enclosed you will find a check for [\$20 or \$30] as a token of our appreciation for completing the survey.

Please do not hesitate to contact me directly at 1-877-225-8470 if I can provide any additional information or assistance.

Again, thank you for your time and willingness to participate.

Sincerely,



Jennifer Wine, Ph.D.
Project Director

Appendix E

Help Desk, Telephone, and Field Interviewer Training Materials

Help Desk Training Agenda (March 13–15, 2006)	E-3
Help Desk Table of Contents	E-4
Field Interviewer Training Agenda (June 20–23, 2006).....	E-7
Field Interviewer Manual Table of Contents	E-8

Help Desk Training Agenda (March 13–15, 2006)

Monday, March 13, 2006

6:00 pm –10:00 pm

Welcome and Introduction
Overview of Study, Sample, Review Manual
Confidentiality
Your Role as a Help Desk Agent
Introduction to the HD application
Demonstration Interview
FAQ Review
Question by Question Review
Wrap-up Questions

Tuesday, March 14, 2006

6:00 pm –10:00 pm

Help Desk FAQ Review (Oral Quiz)
Coding Practice
CATI-CMS Review
Round Robin Mock #1
Paired Mocks (2 mocks)
BPS Study FAQs
Wrap-up Questions

Wednesday, March 15, 2006

6:00 pm –10:00 pm

FAQ Review (Oral Quiz)
Coding Practice
Round Robin Mock #2
Additional Help Desk Practice
Questions and Intro to Certifications
Certification Interviews & FAQ Certification
Wrap-up

Help Desk Table of Contents

1.0	INTRODUCTION	1-1
1.1	What Is the 2004/06 Beginning Postsecondary Students Longitudinal Study?.....	1-1
1.1.1	Overview of BPS:04/06	1-1
1.1.2	What is the Purpose of BPS:04/06?	1-2
1.2	Methodology	1-2
1.2.1	How were Students Selected?	1-2
1.2.2	How will the Interviews be conducted?	1-4
1.2.3	The Use of Incentives	1-4
1.3	Data Collection Schedule.....	1-5
1.4	Project Staff	1-5
1.5	Common Abbreviations	1-6
2.0	GENERAL INTERVIEWING TECHNIQUES.....	2-1
2.1	Overview	2-1
2.2	Students' Rights	2-2
2.2.1	Right to Accurate Representation	2-3
2.2.2	Right of informed consent	2-3
2.2.3	Right to Refuse	2-3
2.2.4	Right of Privacy	2-4
2.3	Confidentiality	2-4
2.4	Obtaining Cooperation.....	2-8
2.5	Refusals.....	2-9
2.6	Best Practices in Conducting the Interview	2-10
2.6.1	Asking the Questions	2-10
2.6.2	Using Feedback.....	2-12
2.6.3	Recording Responses Accurately	2-13
2.6.4	Use of Judgment in Coding.....	2-14
2.7	Answers to Questions	2-14
3.0	LOCATING AND CONTACTING STUDENTS	3-1
3.1	Pre-CATI Tracing Activities.....	3-1
3.2	CATI Locating Procedures	3-1
3.3	Tracing Procedures	3-2
3.4	Initial Contact.....	3-3
3.5	Scheduling a Callback.....	3-4
3.6	Telephone Answering Machine Message Protocol.....	3-5
3.7	Status Codes.....	3-5
4.0	CATI DATA COLLECTION.....	4-1
4.1	Web-based Instrumentation/Self-Administered Instrument	4-1
4.1.1	Using a Microsoft Windows-Based System	4-1
4.1.2	Getting around: Using a Mouse	4-1
4.1.3	Moving or Sizing Windows.....	4-1
4.1.4	Working with Web Questions.....	4-3

4.2	Overview of the Questionnaire	4-4
5.0	QUALITY CONTROL.....	5-1
5.1	Performance Monitoring.....	5-1
5.2	Electronic Problem Reports	5-5
5.3	Quality Circle Meetings.....	5-6
5.4	Conclusion	5-10
6.0	HELP DESK SUPPLEMENT	6-1
6.1	Training.....	6-1
6.2	Help Desk Objectives	6-1
6.3	Help Desk Agent Responsibilities	6-2
6.4	Toll-Free Telephone Number and Routing System.....	6-3
6.5	Types of Questions You Will Encounter.....	6-3
6.6	Help Desk Call Tracking Module.....	6-4
6.6.1	Logging in to the help desk call-tracking module	6-4
6.6.2	Logging a call	6-6
6.6.3	Search Incidents.....	6-11
6.6.4	Reviewing Pending Incidents	6-13
6.6.5	Exiting the application.....	6-15
6.7	Conclusion	6-15
7.0	TELEPHONE SUPERVISOR SUPPLEMENT	7-1
7.1	Responsibilities of BPS:04/06	7-1
7.1.1	Supervisors.....	7-1
7.1.2	Team leaders	7-2
7.1.3	Monitors.....	7-3
7.1.4	Help desk agents	7-3
7.1.5	Telephone interviewers.....	7-3
7.2	Project Communications.....	7-4
7.3	Hiring and Training.....	7-5
7.4	Shift Preparations.....	7-6
7.5	Silent Monitoring.....	7-6
7.6	Problem Sheets.....	7-7
7.7	Questions from Students	7-7
7.8	Case Management.....	7-7
7.9	800 Number Call-ins and Tracing Referrals.....	7-12
7.10	Supervisory Review Procedures	7-13
7.10.1	Tracing Review	7-13
7.10.2	Appointments.....	7-13
7.10.3	Refusals.....	7-14
7.10.4	Cases with Over 20 Calls.....	7-15
7.10.5	CCS Missed Appointments.....	7-15
7.10.6	Supervisor Review Queue.....	7-16
7.10.7	How CATI Selects the Roster Line for the Next Call	7-16
7.11	Nonresponse Incentive Protocol	7-17
7.12	Handling Incentive Cases on the Telephone.....	7-17

7.13 Monitoring Costs 7-18
7.14 Periodic Project Meetings 7-18
7.15 Maintenance of Project Files 7-18

Appendixes

A. Materials Mailed to Sample Members or Their Parent(s)..... A-1
B. BPS:04/06 Trace Review Procedures B-1
C. BPS:04/06 Refusal Conversion Procedures C-1
D. Event Codes D-1
E. Help Desk Issues/Resolutions E-1

Exhibits

1-1. BPS:04/06 steps in data collection..... 1-3
1-2. BPS:04/06 calendar..... 1-5
2-1. BPS:04/06 confidentiality agreement 2-6
2-2. BPS:04/06 affidavit of nondisclosure 2-7
2-3. Answering questions and dealing with reluctant BPS:04/06 students..... 2-15
4-1. Glossary of Windows terms..... 4-2
5-1. BPS:04/06 monitoring form..... 5-2
5-2. BPS:04/06 problem reporting system..... 5-7
6-1. Login screen..... 6-2
6-2. Configuration screen..... 6-2
6-3. Main menu 6-2
6-4. Search contact screen..... 6-2
6-5. Contact screen..... 6-2
6-6. Search Incident screen 6-2
6-7. Incident Detail screen 6-2
6-8. Quick Resolve screen..... 6-2
6-9. Incident reference number 6-2
6-10. Main Menu..... 6-2
6-11. Search Incident screen 6-2
6-12. Incident Detail screen 6-2
6-13. Quick Resolve screen..... 6-2
6-14. Incident History screen..... 6-2
6-15. Main Menu..... 6-2
7-1. BPS:04/06 scheduler queue definitions and ID mappings..... 7-2
7-2. CATI menu option queue mapping..... 7-2

Field Interviewer Training Agenda (June 20–23, 2006)

Tuesday, June 20, 2006

- Topic 1 Welcome and Introductions
- Topic 2 Overview of the Training Session/FI Responsibilities
- Topic 3 Confidentiality and Informed Consent
- Topic 4 Demonstration Mock Interview
- Topic 5 Q x Q Review (Part 1)
- Topic 5 Q x Q Review (Part 2) and Discussion
- Topic 6 Introduction to the IBM Thinkpad Laptop
- Topic 7 Open-Ended Coding Practice
- Topic 8 Round Robin Mock #1
- Topic 8 FAQs

Wednesday, June 21, 2006

- Topic 9 BPS Case Management System
- Topic 10 Tracing Techniques
- Topic 10A FAQs – 2nd Review of FAQs
- Topic 11 Case Assignment Folders
- Topic 12 Paired Mock #1 of BPS Interview
- Topic 13 Explaining the Study, Obtaining Participation
- Topic 14 Transmission of Completed Cases
- Topic 15 Practice Contacting/Locating/Interviewing (Paired Mock #2)
- Evening Study Hall (As Needed with Field Supervisor)

Thursday, June 22, 2006

- Topic 15 Practice Contacting/Locating/Interviewing, continued
- Topic 16 Outlook E-mail Practice Session
- Topic 17 Quality Control Measures
- Topic 18 CMS Review Session
- Topic 19 Open-Ended Coding Practice
- Topic 20 Certification: Paired Mocks #1 and 2
- Topic 21 Finish/Review Paired Mocks
- Topic 22 Transmission of Completed Cases (Mocks 2, 3, 4)
- Topic 23 Headway: Production, Time, and Expense Reports
- Topic 24 Trouble-shooting PC issues
- Evening Study Hall (As Needed with Field Supervisor)

Friday, June 23, 2006

- Topic 25 Review Transmission/E-mail
- Topic 26 Review ePT&E
- Topic 27 BPS Goals and Reporting Requirements
- Topic 28 Assignments & FS/FI Conference Schedule
- Topic 29 FI Training Evaluation
- Question and Answer Session

Field Interviewer Manual Table of Contents

1.0	INTRODUCTION	1-1
1.1	What is the 2004/06 Beginning Postsecondary Students Longitudinal Study?	1-1
1.1.1	Overview of BPS:04/06	1-1
1.1.2	What is the Purpose of BPS:04/06?	1-2
1.2	Methodology	1-2
1.2.1	How Were Students Selected?	1-2
1.2.2	How Will the Interviews Be Conducted?	1-3
1.2.3	The Use of Incentives	1-4
1.3	Data Collection Schedule	1-5
1.4	Project Staff	1-5
1.5	Common Abbreviations	1-6
2.0	GENERAL INTERVIEWING TECHNIQUES.....	2-1
2.1	Overview	2-1
2.2	Sample Members' Rights	2-2
2.2.1	Right to Accurate Representation	2-2
2.2.2	Right of Informed Consent	2-3
2.2.3	Right to Refuse	2-3
2.2.4	Right of Privacy	2-3
2.3	Confidentiality	2-4
2.4	Obtaining Cooperation	2-7
2.5	Refusals	2-8
2.6	Best Practices in Conducting the Interview	2-8
2.6.1	Asking the Questions	2-9
2.6.2	Using Feedback	2-11
2.6.3	Recording Responses Accurately	2-12
2.6.4	Use of Judgment in Coding	2-12
2.7	Answers to Questions	2-12
3.0	FIELD TRACING	3-1
3.1	Overview	3-1
3.2	In-House Locating Procedures	3-1
3.2.1	CATI Locating Procedures	3-2
3.2.2	Tracing Procedures	3-2
3.3	The Case Assignment Folder	3-3
3.4	General Tips to Use in Tracing	3-7
3.5	Tracing Sample Members	3-10
3.5.1	Primary Tracing Sources	3-10
3.5.2	Secondary Tracing Sources	3-12
3.5.3	FI Tested Tracing Sources	3-14
3.6	Final Tracing Tips	3-14
4.0	CAPI DATA COLLECTION	4-1
4.1	Web-based Instrumentation/Self-Administered Instrument	4-1

4.1.1	Using a Windows-Based System	4-1
4.1.2	Getting Around: Using a Mouse	4-1
4.1.3	Sizing/Moving Windows	4-1
4.1.4	Working with Web Questions.....	4-3
4.2	Overview of the Questionnaire	4-4
5.0	CONTACTING THE SAMPLE MEMBER	5-1
5.1	Overview	5-1
5.2	Field Clusters	5-1
5.3	The Case Assignment Folder	5-1
5.3.1	The BPS:04/06 CAF Label	5-2
5.3.2	Refusal Report Form.....	5-3
5.3.3	Record of Actions	5-5
5.3.4	Result Codes	5-6
6.0	INTRODUCTION TO THE COMPUTER.....	6-1
6.1	Overview	6-1
6.1.1	Why Use CAPI?.....	6-1
6.1.2	Computer Hardware vs. Software.....	6-1
6.2	Laptop Features.....	6-2
6.2.1	Important Thinkpad® Computer Keys and Buttons.....	6-3
6.2.2	The Keyboard.....	6-4
6.2.3	The Mouse	6-6
6.2.4	The Right Side	6-6
6.2.5	The Left Side.....	6-6
6.2.6	The Back	6-6
6.2.7	Powering the Laptop	6-7
6.2.8	Indicator Panel and Brightness Control	6-9
6.3	Turning the Computer Off	6-10
6.4	Preparing to Transmit on the Laptop	6-10
6.5	Caring for the Computer	6-11
6.6	Troubleshooting	6-12
7.0	CASE MANAGEMENT SYSTEM	7-1
7.1	Overview	7-1
7.2	Getting Started on the Case Management System (CMS).....	7-1
7.3	Selecting Cases/Interviewing.....	7-5
7.4	Using Electronic Mail (E-mail)	7-7
7.4.1	Setting Options for Your Messages	7-9
7.4.2	Using Help in Outlook Express	7-9
7.4.3	Creating and Preparing to Send a Message.....	7-9
7.4.4	Address a Message Using the Address Book	7-10
7.4.5	Finding Names in an Address List.....	7-10
7.4.6	Adding Names to Your Message	7-10
7.4.7	Attaching a File to a Message.....	7-11
7.4.8	How to Deliver and Receive Messages	7-11
7.4.9	Reading and Replying to a Message.....	7-11

7.4.10	Deleting a Message	7-12
7.4.11	Sending E-mail to Field Interviewers' Personal E-mail Accounts	7-12
7.4.12	Working with Folders	7-13
7.4.13	Printing a Message	7-13
7.4.14	Other Options	7-14
7.4.15	Transmitting Mail	7-14
7.5	Transmitting CAPI Data	7-15
8.0	ADMINISTRATIVE AND REPORTING PROCEDURES	8-1
8.1	Overview	8-1
8.2	Terms of Employment	8-1
8.3	Authorization for Expenditures	8-1
8.4	Electronic Production, Time, and Expense Reports (ePT&E)	8-3
8.4.1	Overview	8-4
8.4.2	Default Value Settings	8-5
8.4.3	Entry Form	8-7
8.4.4	Detail Form	8-9
8.4.5	Edit Checks in the ePT&E System	8-17
8.4.6	Advanced Features	8-18
8.5	Submitting Receipts with Electronic PT&Es	8-22
8.6	Escorts	8-25
8.7	Incentive Advances	8-25
8.7.1	Charges Put on ePT&E	8-25
8.7.2	Charges Put on Headway Expense Report	8-25
8.7.3	Helpful Hints	8-26
8.7.4	Incentive Payments	8-29
8.7.5	Project Incentive Log	8-29
8.7.6	Headway Incentive Advance Balance Sheet	8-29
8.8	Completing a Paper PT&E	8-34
8.9	Mailing Procedures	8-37
8.10	Travel Status on BPS:04/06	8-38
8.11	Incentives	8-41
8.12	Weekly Conference with Field Supervisor	8-42
8.13	Reporting Requirements for BPS:04/06	8-43
8.14	Field Supplies for BPS:04/06	8-44
8.15	Work Absences Due to Sickness and Vacation	8-45
8.16	Field Accidents and Injuries	8-45
9.0	DATA SECURITY AND CONFIDENTIALITY PROCEDURES	9-1
9.1	Overview	9-1
9.2	Protection of Human Subjects	9-1
9.2.1	Overview of Applicable Regulations and Guidelines	9-1
9.3	Safeguarding materials in the field	9-3
9.3.1	Safeguarding Materials in Your Home	9-3
9.3.2	Safeguarding Materials in the Respondent's Home	9-5
9.3.3	Safeguarding Materials While Traveling	9-5
9.3.4	Use of Travel Combination Locks	9-6

9.4	Shipping Materials	9-6
9.4.1	Shipping Completed Case Folders	9-6
9.4.2	Transferring Physical Case Records in the Field	9-7
9.4.3	Delivery Procedures for Shipping Items Using FedEx	9-9
9.5	Safeguarding Laptops/Electronic Data	9-9
9.5.1	Safeguarding Laptops/Electronic Data in a Respondent's Home	9-10
9.5.2	Safeguarding Laptops/Electronic Data While Traveling	9-10
9.5.3	Password Protections	9-10
9.5.4	Use of Project E-mail Accounts	9-10
9.5.5	Data Transmissions	9-11
9.6	Adverse Events	9-11
9.6.1	Reporting Loss/Theft of Laptop or Physical Case Materials	9-11
9.7	Communication with Field Staff	9-12
9.8	Monitoring Field Staff Compliance with Data Collection Protocols	9-13
9.8.1	Overdue Materials	9-13
9.8.2	Interview Transmissions	9-13
9.8.3	Retrieval of Materials/Equipment When Field Staff Leave the Project	9-14
9.8.4	Criteria for Evaluating FI Accountability	9-14

Appendixes

A.	Materials Mailed to Sample Members or Their Parent(s)	A-1
B.	BPS:04/06 Trace Review Procedures	B-1
C.	BPS:04/06 Refusal Conversion Procedures	C-1
D.	Event Codes and Status Codes	D-1
E.	CATI and TOPS Abbreviations	E-1

Exhibits

1-1.	BPS:04/06 steps in data collection	1-4
1-2.	BPS:04/06 calendar	1-5
2-1.	BPS:04/06 Confidentiality Agreement	2-5
2-2.	BPS:04/06 Affidavit of Nondisclosure	2-6
2-3.	Answering questions and dealing with reluctant BPS:04/06 students	2-13
3-1.	BPS:04/06 CATI Roster Lines	3-5
3-2.	Telephone Interviewer Record of Events	3-6
3-3.	BPS:04/06 Tracing Checklist	3-8
3-4.	Questions to Ask	3-9
3-5.	Script for Contacting (In Person)	3-15
4-1.	Glossary of Windows Terms	4-2
5-1.	BPS:04/06 CAF Label	5-3
5-2.	BPS:04/06 Refusal Report	5-5

5-3.	BPS:04/06 Record of Actions.....	5-7
5-4.	Assignment Control Form	5-8
6-1.	Laptop Front View.....	6-3
6-2.	Rear View of Laptop.....	6-7
6-3.	How to use power adapter.....	6-7
7-1.	Opening Case Management System	7-2
7-2.	Time Verification Message.....	7-2
7-3.	Time Verification Screen.....	7-3
7-4.	Case Management System Main Menu	7-4
7-5.	Questionnaire/Update Interview Codes Screen	7-6
7-6.	Outlook Express E-mail Main Screen.....	7-8
7-7.	Transmission “Are You Sure” Box.....	7-16
7-8.	The Transmission Screen.....	7-16
8-1.	Headway Discipline Policy.....	8-2
8-2.	Default Value Setting Form.....	8-5
8-3.	Entry Form.....	8-7
8-4.	Detail Form.....	8-10
8-5.	Properly Completed Detail Form.....	8-12
8-6.	ePT&E Working Copy.....	8-16
8-7.	Ready to Transmit Box.....	8-17
8-8.	Confirm Transmission Box.....	8-17
8-9.	Entries on File Screen.....	8-19
8-10.	Change RTI ID Box.....	8-22
8-11.	Headway Expense Report.....	8-24
8-12.	Receipt for Escort Services Form	8-27
8-13.	Headway Incentive Advance Agreement Form.....	8-28
8-14.	Incentive Payment Log.....	8-30
8-15.	Headway Incentive Advance Balance Sheet.....	8-31
8-16.	Properly Completed Paper PT&E.....	8-36
8-17.	Completed FedEx Airbill.....	8-39
9-1.	Case Item Log.....	9-4
9-2.	Case Folder Inventory Sheet.....	9-8

Appendix F

Facsimile of Full-scale Instrument

Section A: Base Year	F-3
Section B: Enrollment History	F-10
Section C: Characteristics	F-20
Section D: Employment	F-51
Section E: Background	F-74

Section A: Base Year

ZRID

Identification number

Applies to: All respondents.

Perturbation procedures were applied to this and other variables to protect against disclosure of individual information.

Sources: BPS:04/06 full-scale student interview

KAQST

Confirm first-time enrollment

When we talked to you last, you said you'd been enrolled at [NPSAS] during the 2003–2004 school year. Was that the first time you attended any college, university, or trade school after completing high school?

0 = No

1 = Yes

Applies to: Base-year respondents with questionable BPS eligibility from the base year.

Instrument code: Y_BASEYR = 1 and Y_FTQST = 1
Perturbation procedures were applied to this and other variables to protect against disclosure of individual information.

Sources: BPS:04/06 full-scale student interview

KAELIG

[NPSAS] enrollment during NPSAS year

Before we begin the main interview, we need to determine your eligibility for this study.

According to our information, you were enrolled at [NPSAS] between July 1, 2003 and June 30, 2004. Is that correct?

0 = No

1 = Yes, I was enrolled at [NPSAS] during the 2003–2004 school year

2 = Yes, but I dropped out before completing any terms

3 = Yes, but I was still enrolled in high school during the entire 2003–2004 school year

4 = Don't know

Applies to: Base-year nonrespondents.

Instrument code: Y_BASEYR = 0

Perturbation procedures were applied to this and other variables to protect against disclosure of individual information.

Sources: BPS:04/06 full-scale student interview

KADRPMY

Date left [NPSAS]

When did you last attend [NPSAS] between July 1, 2003 and June 30, 2004?

Applies to: Base-year nonrespondents who were enrolled at [NPSAS] between July 1, 2003 and June 30, 2004 but dropped out before completing any terms.

Instrument code: Y_BASEYR = 0 and KAELIG = 2

Perturbation procedures were applied to this and other variables to protect against disclosure of individual information.

Sources: BPS:04/06 full-scale student interview

KADRPTM

Left [NPSAS] with a completed term

[If KADRPMY = -9]

When you last attended [NPSAS] during the 2003–2004 school year, did you leave at the end of the term, or did you leave before the term ended?

[else]

Is that date, [KADRPMY], at the end of the term, or did you leave before the term ended?

1 = Left at the end of the term

2 = Left before the term ended

Applies to: Base-year nonrespondents who were enrolled at [NPSAS] between July 1, 2003 and June 30, 2004 but dropped out before completing any terms.

Instrument code: Y_BASEYR = 0 and KAELIG = 2

Perturbation procedures were applied to this and other variables to protect against disclosure of individual information.

Sources: BPS:04/06 full-scale student interview

KADRPRF

Received full tuition refund

Did you receive a full refund of your tuition when you left [NPSAS] during the 2003–2004 school year?

0 = No

1 = Yes

Applies to: Base-year nonrespondents who were enrolled at [NPSAS] between July 1, 2003 and June 30, 2004 who left [NPSAS] before the end of the term.

Instrument code: Y_BASEYR = 0 and KAELIG = 2 and KADRPTM ne 1

Perturbation procedures were applied to this and other variables to protect against disclosure of individual information.

Sources: BPS:04/06 full-scale student interview

KATYPE

Type of degree at [NPSAS]

What degree or certificate were you working on at [NPSAS] during the 2003–2004 school year? (If you were working on more than one degree or certificate, please select the highest.)

- 1 = Undergraduate, not enrolled in a degree program
- 2 = Undergraduate certificate or diploma (occupational or technical program)
- 3 = Associate's degree
- 4 = Bachelor's degree—4-year program
- 5 = Bachelor's degree—5-year program
- 6 = Post-baccalaureate certificate
- 7 = Graduate, not enrolled in a degree program
- 8 = Master's degree
- 9 = Post-master's certificate
- 10 = Professional degree (only includes the following degree programs: chiropractic, dentistry, law, medicine, optometry, osteopathic medicine, pharmacy, podiatry, theology, or veterinary medicine)
- 11 = Doctoral degree

Applies to: Base-year nonrespondents.

Instrument code: *Y_BASEYR* = 0

Perturbation procedures were applied to this and other variables to protect against disclosure of individual information.

Sources: BPS:04/06 full-scale student interview

KAPRDG

Earned prior degree/certificates

Prior to your enrollment at [NPSAS] during the 2003–2004 school year, had you completed any degrees or certificates beyond high school?

(Please do not include certificates of achievement, such as for completion of a class in CPR, lifesaving, or other areas not requiring study at the postsecondary level.)

- 0 = No
- 1 = Yes
- 2 = Don't know

Applies to: Base-year nonrespondents.

Instrument code: *Y_BASEYR* = 0

Perturbation procedures were applied to this and other variables to protect against disclosure of individual information.

Sources: BPS:04/06 full-scale student interview

KAVERLV

Verification of student degree level

According to our records, you began your undergraduate studies during the 2003–2004 school year. However, you have just selected a graduate level degree. Were you an undergraduate or graduate student during the 2003–2004 school year?

1 = I was an undergraduate student in the 2003–2004 school year

2 = I was a graduate student in the 2003–2004 school year

Applies to: Base-year nonrespondents who were not working on a professional degree.

Instrument code: *Y_BASEYR* = 0 and *KATYPE* ne 10

Recode note: If *KATYPE* in (1 2 3 4 5) then

KAVERLV = 1

Perturbation procedures were applied to this and other variables to protect against disclosure of individual information.

Sources: BPS:04/06 full-scale student interview

KACKHOUR

Clock hour requirement

Did your certificate/diploma program require at least 3 months or 300 clock hours of instruction?

- 0 = No
- 1 = Yes

Applies to: Base-year nonrespondents who were working on a diploma or certificate.

Instrument code: *Y_BASEYR* = 0 and *KATYPE* = 2

Perturbation procedures were applied to this and other variables to protect against disclosure of individual information.

Sources: BPS:04/06 full-scale student interview

KAELCRD

Enrolled for transferable credit

During your enrollment at [NPSAS] in the 2003–2004 school year, were you enrolled in a course for credit that could be transferred to another school?

- 0 = No
- 1 = Yes

Applies to: Base-year nonrespondents.

Instrument code: *Y_BASEYR* = 0

Recode note: If *KATYPE* ne 1 and *KATYPE* ne 7 then *KAELCRD* = 1.

Perturbation procedures were applied to this and other variables to protect against disclosure of individual information.

Sources: BPS:04/06 full-scale student interview

KAASSOC*Type of associate's degree*

What type of associate's degree were you working on at [NPSAS]?

- 1 = Associate in Arts (AA), Associate in Science (AS), Associate in General Education (AGE), or a transfer program
- 2 = Associate in Applied Science (AAS), or other degree in an occupational/technical area

Applies to: Base-year nonrespondents who were working on an associate's degree.

Instrument code: Y_BASEYR = 0 and KATYPE = 3
 Perturbation procedures were applied to this and other variables to protect against disclosure of individual information.

Sources: BPS:04/06 full-scale student interview

KADGPR*Type of professional degree*

What specific professional degree were you working toward at [NPSAS] during the 2003–2004 school year?

- 19 = Ministry or Divinity (MDiv/DMin/MHL/BD/ordination)
- 20 = Law (JD/LLB)
- 21 = Medicine (MD) or osteopathic medicine (DO)
- 22 = Dentistry (DDS/DMD)
- 23 = Chiropractic (DC/DCM)
- 24 = Pharmacy (PharmD)
- 25 = Optometry (OD)
- 26 = Podiatry (DPM/DP/PodD)
- 27 = Veterinary medicine (DVM)
- 28 = Another degree not listed

Applies to: Base-year nonrespondents who were working on a professional degree.

Instrument code: Y_BASEYR = 0 and KATYPE = 10
 Perturbation procedures were applied to this and other variables to protect against disclosure of individual information.

Sources: BPS:04/06 full-scale student interview

KANFST*[NPSAS] was first school attended after high school*

Was [NPSAS] the first college or trade school you enrolled in after completing your high school requirements?

- 0 = No
- 1 = Yes

Applies to: Base-year nonrespondents or (base-year respondents with questionable BPS eligibility from the base year who attended [NPSAS] for the first time in the 2003–2004 school year).

Instrument code: Y_BASEYR = 0 or (Y_BASEYR = 1 and Y_FTQST = 1 and KAQST = 0)

Recode note: If Y_BASEYR = 1 and Y_FTQST = 1 and KAQST in (-9 0)
 THEN KANFST = 0

Perturbation procedures were applied to this and other variables to protect against disclosure of individual information.

Sources: BPS:04/06 full-scale student interview

KAFSTMY*Date attended first school*

In what month and year did you first attend any college, university, or trade school after high school?

Applies to: Base-year nonrespondents or (base-year respondents with questionable BPS eligibility from the base year) whose first school was not [NPSAS].

Instrument code: (Y_BASEYR = 0 and KANFST = 0) or (Y_BASEYR = 1 and Y_FTQST = 1 and KAQST = 0)

Perturbation procedures were applied to this and other variables to protect against disclosure of individual information.

Sources: BPS:04/06 full-scale student interview

KADGBMY*Date first began [NPSAS] ever*

In what month and year did you first attend [NPSAS] after completing high school requirements?

Applies to: Base-year nonrespondents or (base-year respondents with questionable BPS eligibility from the base year whose first school was not [NPSAS]).

Instrument code: Y_BASEYR = 0 or (Y_BASEYR = 1 and Y_FTQST = 1 and KAQST = 0)

Perturbation procedures were applied to this and other variables to protect against disclosure of individual information.

Sources: BPS:04/06 full-scale student interview

KANPSTMY

Date started at [NPSAS] during the NPSAS year
In what month and year did you first attend [NPSAS] during the 2003–2004 school year (that is, between July 1, 2003 and June 30, 2004)?

Applies to: Base-year nonrespondents or base-year respondents with questionable BPS eligibility from the base year who first attended [NPSAS] prior to the NPSAS year.

Instrument code: Y_BASEYR = 0 or (Y_BASEYR = 1 and Y_FTBQST = 1 and KAQST = 0) and (KADGBMY < 200307 or = -1)

Recode note: If KADGBMY = inside the NPSAS year then KANPSTMY = KADGBMY.

Perturbation procedures were applied to this and other variables to protect against disclosure of individual information.

Sources: BPS:04/06 full-scale student interview

KACMPCLS

Completed postsecondary course after high school
Did you complete any classes for credit at a university, college, or trade school between the time you completed high school and July 1, 2003?

- 0 = No
- 1 = Yes
- 2 = Don't know

Applies to: All respondents.

Recode note: If KABPSELG = 1 and KACMPCLS = -3 then KACMPCLS = 0

Perturbation procedures were applied to this and other variables to protect against disclosure of individual information.

Sources: BPS:04/06 full-scale student interview

KABPSELG

BPS Eligibility Variable

All cases initially set to BPS ineligible.

KABPSELG = 0

If KANFST = 1 and (KADGBMY >= 200307 OR (KADGBMY <= 200406 and month(KADGBMY) > 0))

then KABPSELG = 1

else if KANFST ne 1 and (KADGBMY >= 200307 OR (KADGBMY <= 200406

and month(KADGBMY) > 0)) AND (KAFSTMY >= 200307 or (KAFSTMY <= 200406

and month(KADGBMY) > 0))

then KABPSELG = 1

else if KACMPCLS = 0

then KABPSELG = 1

0 = Not BPS eligible

1 = BPS eligible

Applies to: All respondents.

Recode note: If Y_BASEYR = 1 and Y_FTBQST = 1 and KAQST = 1

then KABPSELG = 1

Perturbation procedures were applied to this and other variables to protect against disclosure of individual information.

Sources: BPS:04/06 full-scale student interview

KAUGYR

Undergraduate level last term at [NPSAS]

What was your year or level during your last term at [NPSAS] in the 2003–2004 school year?

- 1 = First year or freshman
- 2 = Second year or sophomore
- 3 = Third year or junior
- 4 = Fourth year or senior
- 5 = Fifth year or higher undergraduate
- 6 = Unclassified undergraduate
- 7 = Graduate student taking undergraduate classes

Applies to: Base-year nonrespondents who were working on a degree during the 2003–2004 school year.

Instrument code: Y_BASEYR = 0 and KATYPE ne 7

Recode note: IF KAUGYR < 1 and KATYPE = 1 then KAUGYR = 6

Perturbation procedures were applied to this and other variables to protect against disclosure of individual information.

Sources: BPS:04/06 full-scale student interview

KARSNA

Reason for attending [NPSAS]: complete degree
 What were your main educational goals in attending [NPSAS]? (Please check all that apply.)
 Complete a degree or certificate program at the school
 0 = No
 1 = Yes

Applies to: Base-year nonrespondents.
 Instrument code: Y_BASEYR = 0
 Perturbation procedures were applied to this and other variables to protect against disclosure of individual information.
 Sources: BPS:04/06 full-scale student interview

KARSNB

Reason for attending [NPSAS]: prepare for transfer
 What were your main educational goals in attending [NPSAS]? (Please check all that apply.)
 Prepare for transfer to a 4-year school
 0 = No
 1 = Yes

Applies to: Base-year nonrespondents.
 Instrument code: Y_BASEYR = 0
 Perturbation procedures were applied to this and other variables to protect against disclosure of individual information.
 Sources: BPS:04/06 full-scale student interview

KARSNC

Reason for attending [NPSAS]: earn credits
 What were your main educational goals in attending [NPSAS]? (Please check all that apply.)
 Earn course credits needed for a program at a different school
 0 = No
 1 = Yes

Applies to: Base-year nonrespondents.
 Instrument code: Y_BASEYR = 0
 Perturbation procedures were applied to this and other variables to protect against disclosure of individual information.
 Sources: BPS:04/06 full-scale student interview

KARSND

Reason for attending [NPSAS]: gain job skills
 What were your main educational goals in attending [NPSAS]? (Please check all that apply.)
 Gain job or occupational skills
 0 = No
 1 = Yes

Applies to: Base-year nonrespondents.
 Instrument code: Y_BASEYR = 0

Perturbation procedures were applied to this and other variables to protect against disclosure of individual information.
 Sources: BPS:04/06 full-scale student interview

KARSNE

Reason for attending [NPSAS]: self-improvement
 What were your main educational goals in attending [NPSAS]? (Please check all that apply.)
 Take courses solely for recreation, self-improvement or personal interest
 0 = No
 1 = Yes

Applies to: Base-year nonrespondents.
 Instrument code: Y_BASEYR = 0
 Perturbation procedures were applied to this and other variables to protect against disclosure of individual information.
 Sources: BPS:04/06 full-scale student interview

KARSNF

Reason for attending [NPSAS]: None of the above
 What were your main educational goals in attending [NPSAS]? (Please check all that apply.)
 None of the above
 0 = No
 1 = Yes

Applies to: Base-year nonrespondents.
 Instrument code: Y_BASEYR = 0
 Perturbation procedures were applied to this and other variables to protect against disclosure of individual information.
 Sources: BPS:04/06 full-scale student interview

KAREMEVR

Ever take remedial courses after completing high school
 After completing high school, did you take any remedial or developmental courses to improve your basic skills, such as in mathematics, reading, writing, or studying?
 0 = No
 1 = Yes

Applies to: Base-year nonrespondents.
 Instrument code: Y_BASEYR = 0
 Perturbation procedures were applied to this and other variables to protect against disclosure of individual information.
 Sources: BPS:04/06 full-scale student interview

KADIPL

Type of high school completion

Which of the following best describes your high school completion?

- 1 = Received a high school diploma
- 2 = Passed a GED (General Educational Development test)
- 3 = Received a high school completion certificate
- 4 = Attended a foreign high school
- 5 = Did not complete high school
- 6 = Was home schooled

Applies to: Base-year nonrespondents.

Instrument code: Y_BASEYR = 0

Perturbation procedures were applied to this and other variables to protect against disclosure of individual information.

Sources: BPS:04/06 full-scale student interview

KAHSYR

Year completed high school

[If KADIPL = 1]

In what year did you receive your high school diploma?

[If KADIPL = 2]

In what year did you receive your GED?

[If KADIPL = 3]

In what year did you receive your high school certificate?

[If KADIPL in (4 6)]

In what year did you complete high school?

Applies to: Base-year nonrespondents.

Instrument code: Y_BASEYR = 0

Recode note: If KADIPL = 5 then KAHSYR = 0

Perturbation procedures were applied to this and other variables to protect against disclosure of individual information.

Sources: BPS:04/06 full-scale student interview

KAHSCMP

Completing high school requirements while enrolled in 2003–2004

Were you completing high school requirements for the entire time you

were enrolled at [NPSAS] between July 1, 2003 and June 30, 2004?

- 0 = No
- 1 = Yes

Applies to: All respondents.

Recode note: If KABPSELG = 1 and KANPELG ne (0 2) and KAHSCMP = -3 then KAHSCMP= 0

Perturbation procedures were applied to this and other variables to protect against disclosure of individual information.

Sources: BPS:04/06 full-scale student interview

KANPELG

NPSAS Eligibility Variable

KANPELG = 1

KABPSELG = -9

if KAELIG = 3 then

KANPELG = 0

else if KAELIG = 2 and KADRPTM = 2 and KADRPRF = 1

then KANPELG = 0

else if KAELIG = 0

then KANPELG = 0

else if KAPRDG = 1

then KANPELG = 2

KABPSELG = 0

else if KAVERLV = 2

then KANPELG = 2

KABPSELG = 0

else if KATYPE = -9 and KAVERLV = -9

then KANPELG = 2

KABPSELG = -9

else if (KATYPE = 6 or KATYPE = 7 or KATYPE = 8 or KATYPE = 9 or

KATYPE = 11) and KAVERLV = -9

then KANPELG = 2

KABPSELG = -9

else if (KATYPE = 2 and KACKHOUR = 0)

then KANPELG = 0

else if (KATYPE = 1 or KATYPE = 7) and

KAELCRD = 0

then KANPELG = 0

0 = Not eligible

1 = Eligible

2 = Not eligible (grad student or nonresponse)

Applies to: All respondents.

Recode note: If Y_BASEYR = 1 and Y_FTQST = 1 and KAQST = 1 then KANPELG = 1

Perturbation procedures were applied to this and other variables to protect against disclosure of individual information.

Sources: BPS:04/06 full-scale student interview

KADOBMY

Date of birth

So that the rest of this interview may be customized for you, please answer the following questions.

In what month and year were you born?

Respondents without a known date of birth from NPSAS were asked KADOBMY. Those with known dates of birth from NPSAS were skipped around KADOBMY but the values from NPSAS were preloaded into the instrument.

Applies to: All respondents.

Perturbation procedures were applied to this and other variables to protect against disclosure of individual information.

Sources: BPS:04/06 full-scale student interview

TAGE

Age as of January 1, 2006

Internal Variable

Calculates age as of January 1, 2006 based on
KADOBMY

If KADOBMY ne -9 then calculate TAGE based on
year;

 else TAGE = 21;

If TAGE = -9, this sample member did not make it
through the instrument far enough for TAGE to be
calculated. Usually, SUMSTFLG will be a -9 when
TAGE = -9.

Applies to: All respondents.

Perturbation procedures were applied to this and other
variables to protect against disclosure of individual
information.

Sources: BPS:04/06 full-scale student interview

NPSAS:04 full-scale student interview

Section B: Enrollment History

KBNEWEN

Enrollment at [NPSAS] since base-year

[If Y_BASEYR = 0]

Earlier, you said you were enrolled at [NPSAS] during the 2003–2004 school year. Did you attend [NPSAS] at anytime after June 2004?

[If Y_BASEYR = 1 and Y_FTBQST = 1]

Did you attend [NPSAS] at anytime after June 2004? [else]

When we talked to you last, you had been enrolled at [NPSAS] during the 2003–2004 school year.

Did you attend [NPSAS] at anytime after June 2004?

0 = No

1 = Yes

2 = I was never enrolled at [NPSAS]

Applies to: All respondents.

Perturbation procedures were applied to this and other variables to protect against disclosure of individual information.

Sources: BPS:04/06 full-scale student interview

KBSTLENR

Still enrolled at [NPSAS]

[If interview occurs May–August]

Are you currently enrolled at [NPSAS]?

If you are not enrolled now, but plan to enroll for the fall term, please respond "yes."

[else]

Are you currently enrolled at [NPSAS]?

0 = No

1 = Yes

Applies to: Respondents who were enrolled at [NPSAS] after June 2004.

Instrument code: KBNEWEN = 1

Perturbation procedures were applied to this and other variables to protect against disclosure of individual information.

Sources: BPS:04/06 full-scale student interview

KBANY

Enrolled at any school since July 2004

[If Y_BASEYR = 0]

Have you enrolled at any other school since July 1, 2003?

[If Y_BASEYR = 1]

Have you enrolled at any school since July 1, 2004?

0 = No

1 = Yes

Applies to: Respondents who were not enrolled at [NPSAS] after June 2004 or who were never enrolled at [NPSAS].

Instrument code: KBNEWEN ne 1

Perturbation procedures were applied to this and other variables to protect against disclosure of individual information.

Sources: BPS:04/06 full-scale student interview

KBSCH01-07

school 1

(Note: The specs for this variable are the same throughout each additional loop. There was a total of 7 possible loops.)

[If COMPMODE = 0]

What other school did you attend between July 1, [If Y_BASEYR = 0 then

2003 else 2004] and June 30, 2006 ?

To code your school:

1. Enter all or part of the school name, then click "Continue" to display a list of matching schools.

(You can narrow your search by selecting a state and/or city.)

If your school is outside the U.S. and its territories, select "Foreign

Country" from the state list and click "Continue."

2. Click on the name of your school in the resulting list.

[DISPLAY ENTRY FIELDS HERE]

Hints:

Do not use abbreviations or acronyms of school names (for example, ASU for Arizona State University).

If school name, state, or city is left blank, all schools matching the other specified search items will be displayed.

You can get a new list of schools by changing the school name, state, or city and clicking "Continue."

[ELSE]

What other school did you attend, and in what city and state is it located?

PLEASE BEAR WITH ME AS I CODE THIS - IT SHOULD JUST TAKE A SECOND.

Applies to: Respondents who were enrolled at another school after June 2003.

Sources: NPSAS:04 full-scale student interview

KBJL0301, KBAG0301, KBSP0301, KBOC0301, KBNV0301, KBDC0301, KBJA0401, KBFB0401, KBMR0401, KBAP0401, KBMY0401, KBJN0401, KBJL0401, KBAG0401, KBSP0401, KBOC0401, KBNV0401, KBDC0401, KBJA0501, KBFB0501, KBMR0501, KBAP0501, KBMY0501, KBJN0501, KBJL0501, KBAG0501, KBSP0501, KBOC0501, KBNV0501, KBDC0501, KBJA0601, KBFB0601, KBMR0601, KBAP0601, KBMY0601, KBJN0601

Enrolled July 2003-Enrolled June 2006

(Note: The specs for this variable are the same throughout each additional loop. There was a total of 7 possible loops.)

[If KBSTLENR = 1]

In which months have you been enrolled at [NPSAS] between

[(Y_BASEYR = 0 and iteration not in 1) July 2003/else July 2004]

and June 2006? If you plan to re-enroll there this year, please indicate the months you plan to be enrolled.

If your enrollment covers only a portion of any month, please include that month. Exclude any months during which you are not taking classes, such as summer break.

[If KBSTLENR = 0 and for all schools other than NPSAS]

In which months were you enrolled at [NPSAS] beginning with

[(y_baseyr = 0 and iteration not in 1) July 2003/else July 2004].

If you plan to re-enroll there this year, please indicate the months you plan to be enrolled.

If your enrollment covers only a portion of any month, please include that month. Exclude any months during which you are not taking classes, such as summer break.

[If March, April, or May 2006]

[If KBSTLENR = 1]

In which months have you been enrolled at [NPSAS] between

[(Y_BASEYR = 0 and iteration not in 1) July 2003/else July 2004]

and June 2006? Since it is only [COMPMON], please do your best to predict your enrollment through June 2006.

If your enrollment covers only a portion of any month, please include that month. Exclude any months during which you are not taking classes, such as summer break.

[If KBSTLENR = 0 and for all schools other than NPSAS]

In which months were you enrolled at [NPSAS] beginning with

[(Y_BASEYR = 0 and iteration not in 1) July 2003/else July 2004]. If you plan to re-enroll there before July 2006, please indicate the months you plan to be enrolled.

If your enrollment covers only a portion of any month, please include that month. Exclude any months during which you are not taking classes, such as summer break.

July

0 = No

1 = Yes

Applies to: Respondents who were enrolled at [NPSAS] after June 2004 or another school after June 2003.

Sources: BPS:04/06 full-scale student interview

KBEN301, KBEN401, KBEN501, KBEN601

Intensity of enrollment 2003-Intensity of enrollment 2006

(Note: The specs for this variable are the same throughout each additional loop. There was a total of 7 possible loops.)

[If TCRSCH* = 1 and one year of enrollment]

For the period of time you have been enrolled at [school], have you been mainly a full-time or part-time student, or an equal mix of both?

[if TCRSCH* = 0 and multiple years of enrollment]

For each of the years you were enrolled at [school], were you mainly a full-time or part-time student, or an equal mix of both?

[if TCRSCH* = 0 and one year of enrollment]

For the period of time you were enrolled at [school], were you mainly a full-time or part-time student, or an equal mix of both?

[else or (if TCRSCH* = 1 and multiple years of enrollment) or (if KBDAT* = -9)]

For each of the years you have been enrolled at [school], have you been mainly a full-time or part-time student, or an equal mix of both?

2003

1 = Mainly full-time

2 = Mainly part-time

3 = Equal mix of full-time and part-time

Applies to: Respondents who were enrolled at [NPSAS] after June 2004 or

another school after June 2003.

Sources: BPS:04/06 full-scale student interview

KBERN01-07

Earned degree or certificate from [NPSAS]

(Note: The specs for this variable are the same throughout each additional loop. There was a total of 7 possible loops.)

[If TCRSCH01 = 0]

Have you completed your program of study and received a degree or certificate from [NPSAS]?

[If TCRSCH01 = 1]

Have you already completed a program of study and received a degree or certificate from [NPSAS]?

- 1 = No, I have not completed a degree or certificate
- 2 = No, I am only taking classes; I am not enrolled in a degree or certificate program at this school
- 3 = Yes, I completed a degree or certificate
- 4 = Yes, I completed a degree or certificate, but I am still enrolled at [NPSAS]

Applies to: Respondents enrolled at [NPSAS] after June 2004.

Instrument code: KBNEWEN = 1

Perturbation procedures were applied to this and other variables to protect against disclosure of individual information.

Sources: BPS:04/06 full-scale student interview

KBEXP01-07

Expect to earn a degree from [NPSAS]

(Note: The specs for this variable are the same throughout each additional loop. There was a total of 7 possible loops.)

Do you expect to receive a degree or certificate from [NPSAS] before July 2006?

- 0 = No, I do not expect to earn a degree or certificate before July 2006
- 1 = Yes, I expect to earn a degree or certificate before July 2006

Applies to: Respondents interviewed in March, April, May, or June of 2006 who have not completed a degree at [NPSAS] and are currently enrolled at [NPSAS].

Instrument code: KBNEWEN = 1 and KBERN01 in (-9 1) and TCRSCH01 = 1 and COMPMON in (3 4 5 6)

Perturbation procedures were applied to this and other variables to protect against disclosure of individual information.

Sources: BPS:04/06 full-scale student interview

KBDEG01-07

Type of degree earned at [NPSAS]

(Note: The specs for this variable are the same throughout each additional loop. There was a total of 7 possible loops.)

[If DEGSTAT = 2]

What degree or certificate do you expect to earn from [school]?

(If you will be receiving more than one degree or certificate, please select the highest you will earn.)

[else]

What degree or certificate did you earn from [school]?

(If you received more than one degree or certificate, please select the highest earned.)

- 2 = Undergraduate certificate or diploma (occupational or technical program)
- 3 = Associate's degree
- 4 = Bachelor's degree—4-year program
- 5 = Bachelor's degree—5-year program
- 10 = Professional degree (only includes the following degree programs: chiropractic, dentistry, law, medicine, optometry, osteopathic medicine, pharmacy, podiatry, theology, or veterinary medicine)

Applies to: Respondents who earned a degree or certificate or expect to earn a degree or certificate at [NPSAS] or another school before July 2006.

Sources: BPS:04/06 full-scale student interview

KBDGP01-07

Type of professional degree at [NPSAS]

(Note: The specs for this variable are the same throughout each additional loop. There was a total of 7 possible loops.)

[If DEGSTAT = 2]

What specific degree do you expect to earn from [school]?

[else]

What specific degree did you earn from [school]?

Professional degree

- 19 = Ministry or Divinity (MDiv/DMin/MHL/BD/ordination)
- 20 = Law (JD/LLB)
- 21 = Medicine (MD) or Osteopathic medicine (DO)
- 22 = Dentistry (DDS/DMD)
- 23 = Chiropractic (DC/DCM)
- 24 = Pharmacy (PharmD)
- 25 = Optometry (OD)
- 26 = Podiatry (DPM/DP/PodD)
- 27 = Veterinary medicine (DVM)
- 28 = Another undergraduate degree not listed
- 29 = Another graduate degree not listed

Applies to: Respondents who were enrolled at [NPSAS] after June 2004 and who earned or expect to earn a professional degree at [NPSAS] before July 2006.

Instrument code: KBNEWEN = 1 and DEGSTAT in (2 3 4) and DEGTYPE = 10

Perturbation procedures were applied to this and other variables to protect against disclosure of individual information.

Sources: BPS:04/06 full-scale student interview

KBDGA01-07

Degree awarded in last month of enrollment
(Note: The specs for this variable are the same throughout each additional loop. There was a total of 7 possible loops.)

Was your [DEGTYPE] awarded in [last month/year from KBDAT*], the last month you were enrolled at [school]?

- 0 = No
- 1 = Yes

Applies to: Respondents who completed a degree or certificate at [NPSAS] or another school.

Sources: BPS:04/06 full-scale student interview

KBDGMY01-07

Date degree was awarded by [NPSAS]
(Note: The specs for this variable are the same throughout each additional loop. There was a total of 7 possible loops.)

In what month and year was your [DEGTYPE] awarded?

Applies to: Respondents who completed a degree or certificate and have reported future enrollment or did not receive their degree or certificate during their last month of enrollment at [NPSAS] or another school.

Sources: BPS:04/06 full-scale student interview

KBDEM01-07

Month degree will be awarded
(Note: The specs for this variable are the same throughout each additional loop. There was a total of 7 possible loops.)

In what month in 2006 will your [DEGTYPE] be awarded?

- 1 = March
- 2 = April
- 3 = May
- 4 = June

Applies to: Respondents who expect to complete a degree or certificate at [NPSAS] or another school before July 2006 and were interviewed in March 2006, April 2006, or May 2006.

Sources: BPS:04/06 full-scale student interview

KBCMP01-07

Completed at least 2 courses at [NPSAS]
(Note: The specs for this variable are the same throughout each additional loop. There was a total of 7 possible loops.)

Before leaving [NPSAS], had you completed at least two courses with a passing grade?

- 0 = No
- 1 = Yes

Applies to: Respondents who were enrolled at [NPSAS] after June 2004, who are (not currently enrolled at [NPSAS] and do not expect to complete a degree or certificate at [NPSAS] before July 2006 and do not plan to attend [NPSAS] during the 2006–2007 school year) or respondents who have completed or expect to complete a degree or certificate before July 2006 at [NPSAS].

Instrument code: (KBNEWEN = 1 and (TCRSCH01 = 0 and DEGSTAT = 1

and KBPLAN01 ne 1)) or DEGSTAT in (2 3 4)

Recode note: If DEGSTAT in (2 3 4) then KBCMP01 = 1

Note: Prior to June 1, KBCMP01 applied to respondents who were enrolled at [NPSAS] after June 2004 and were not currently enrolled at [NPSAS] and were not taking only classes at [NPSAS] -or respondents who have completed or expect to complete a degree or certificate before July 2006 at [NPSAS]. Perturbation procedures were applied to this and other variables to protect against disclosure of individual information.

Sources: BPS:04/06 full-scale student interview

KBLVA01-07

Left [NPSAS]: academic problems
(Note: The specs for this variable are the same throughout each additional loop. There was a total of 7 possible loops.)

Why did you decide to leave [NPSAS]?
(Please check all that apply.)

- Academic problems
- 0 = No
- 1 = Yes

Applies to: Respondents who were enrolled at [NPSAS] after June 2004, but who are not currently enrolled at [NPSAS] and who were working on a degree or certificate but do not expect to complete before July 2006 and do not plan to attend [NPSAS] during the 2006–2007 school year.

Instrument code: KBNEWEN = 1 and TCRSCH01 = 0 and DEGSTAT = 1 and KBPLAN01 ne 1

Note: Prior to June 1, KBLVA01 applied to respondents who were enrolled at [NPSAS] after June 2004 but not currently enrolled at [NPSAS] who were working on a degree or certificate but do not expect to complete before July 2006.

Perturbation procedures were applied to this and other variables to protect against disclosure of individual information.

Sources: BPS:04/06 full-scale student interview

KBLVB01-07

Left [NPSAS]: scheduling problems

(Note: The specs for this variable are the same throughout each additional loop. There was a total of 7 possible loops.)

Why did you decide to leave [NPSAS]?

(Please check all that apply.)

Classes not available or scheduling not convenient

0 = No

1 = Yes

Applies to: Respondents who were enrolled at [NPSAS] after June 2004, but who are not currently enrolled at [NPSAS] and who were working on a degree or certificate but do not expect to complete before July 2006 and do not plan to attend [NPSAS] during the 2006–2007 school year.

Instrument code: KBNEWEN = 1 and TCRSCH01 = 0 and DEGSTAT = 1 and KBPLAN01 ne 1

Note: Prior to June 1, KBLVB01 applied to respondents who were enrolled at [NPSAS] after June 2004 but not currently enrolled at [NPSAS] who were working on a degree or certificate but do not expect to complete before July 2006.

Perturbation procedures were applied to this and other variables to protect against disclosure of individual information.

Sources: BPS:04/06 full-scale student interview

KBLVC01-07

Left [NPSAS]: Dissatisfaction with program

(Note: The specs for this variable are the same throughout each additional loop. There was a total of 7 possible loops.)

Why did you decide to leave [NPSAS]?

(Please check all that apply.)

Dissatisfaction with program, school, campus, or faculty

0 = No

1 = Yes

Applies to: Respondents who were enrolled at [NPSAS] after June 2004, but who are not currently enrolled at [NPSAS] and who were working on a degree or certificate but do not expect to complete before July 2006 and do not plan to attend [NPSAS] during the 2006–2007 school year.

Instrument code: KBNEWEN = 1 and TCRSCH01 = 0 and DEGSTAT = 1 and KBPLAN01 ne 1

Note: Prior to June 1, KBLVC01 applied to respondents who were enrolled at [NPSAS] after June 2004 but not currently enrolled at [NPSAS] who were working on a degree or certificate but do not expect to complete before July 2006.

Perturbation procedures were applied to this and other variables to protect against disclosure of individual information.

Sources: BPS:04/06 full-scale student interview

KBLVD01-07

Left [NPSAS]: financial reasons

(Note: The specs for this variable are the same throughout each additional loop. There was a total of 7 possible loops.)

Why did you decide to leave [NPSAS]?

(Please check all that apply.)

Financial reasons

0 = No

1 = Yes

Applies to: Respondents who were enrolled at [NPSAS] after June 2004, but who are not currently enrolled at [NPSAS] and who were working on a degree or certificate but do not expect to complete before July 2006 and do not plan to attend [NPSAS] during the 2006–2007 school year.

Instrument code: KBNEWEN = 1 and TCRSCH01 = 0 and DEGSTAT = 1 and KBPLAN01 ne 1

Note: Prior to June 1, KBLVD01 applied to respondents who were enrolled at [NPSAS] after June 2004 but not currently enrolled at [NPSAS] who were working on a degree or certificate but do not expect to complete before July 2006.

Perturbation procedures were applied to this and other variables to protect against disclosure of individual information.

Sources: BPS:04/06 full-scale student interview

KBLVE01-07

Left [NPSAS]: family responsibilities

(Note: The specs for this variable are the same throughout each additional loop. There was a total of 7 possible loops.)

Why did you decide to leave [NPSAS]?

(Please check all that apply.)

Family responsibilities

0 = No

1 = Yes

Applies to: Respondents who were enrolled at [NPSAS] after June 2004, but who are not currently enrolled at [NPSAS] and who were working on a degree or certificate but do not expect to complete before July 2006 and do not plan to attend [NPSAS] during the 2006–2007 school year.

Instrument code: KBNEWEN = 1 and TCRSCH01 = 0 and DEGSTAT = 1 and KBPLAN01 ne 1

Note: Prior to June 1, KBLVE01 applied to respondents who were enrolled at [NPSAS] after June 2004 but not currently enrolled at [NPSAS] who were working on a degree or certificate but do not expect to complete before July 2006.

Perturbation procedures were applied to this and other variables to protect against disclosure of individual information.

Sources: BPS:04/06 full-scale student interview

KBLVF01-07

Left [NPSAS]: personal reasons

(Note: The specs for this variable are the same throughout each additional loop. There was a total of 7 possible loops.)

Why did you decide to leave [NPSAS]?

(Please check all that apply.)

Personal reasons

0 = No

1 = Yes

Applies to: Respondents who were enrolled at [NPSAS] after June 2004, but who are not currently enrolled at [NPSAS] and who were working on a degree or certificate but do not expect to complete before July 2006 and do not plan to attend [NPSAS] during the 2006–2007 school year.

Instrument code: KBNEWEN = 1 and TCRSCH01 = 0 and DEGSTAT = 1 and KBPLAN01 ne 1

Note: Prior to June 1, KBLVF01 applied to respondents who were enrolled at [NPSAS] after June 2004 but not currently enrolled at [NPSAS] who were working on a degree or certificate but do not expect to complete before July 2006.

Perturbation procedures were applied to this and other variables to protect against disclosure of individual information.

Sources: BPS:04/06 full-scale student interview

KBLVG01-07

Left [NPSAS]: finished desired classes

(Note: The specs for this variable are the same throughout each additional loop. There was a total of 7 possible loops.)

Why did you decide to leave [NPSAS]?

(Please check all that apply.)

Finished taking desired classes

0 = No

1 = Yes

Applies to: Respondents who were enrolled at [NPSAS] after June 2004, but who are not currently enrolled at [NPSAS] and who were working on a degree or certificate but do not expect to complete before July 2006 and do not plan to attend [NPSAS] during the 2006–2007 school year.

Instrument code: KBNEWEN = 1 and TCRSCH01 = 0 and DEGSTAT = 1 and KBPLAN01 ne 1

Note: Prior to June 1, KBLVG01 applied to respondents who were enrolled at [NPSAS] after June 2004 but not currently enrolled at [NPSAS] who were working on a degree or certificate but do not expect to complete before July 2006.

Perturbation procedures were applied to this and other variables to protect against disclosure of individual information.

Sources: BPS:04/06 full-scale student interview

KBLVH01-07

Left [NPSAS]: called for military service

(Note: The specs for this variable are the same throughout each additional loop. There was a total of 7 possible loops.)

Why did you decide to leave [NPSAS]?

(Please check all that apply.)

Called for military service

0 = No

1 = Yes

Applies to: Respondents who were enrolled at [NPSAS] after June 2004, but who are not currently enrolled at [NPSAS] and who were working on a degree or certificate but do not expect to complete before July 2006 and do not plan to attend [NPSAS] during the 2006–2007 school year.

Instrument code: KBNEWEN = 1 and TCRSCH01 = 0 and DEGSTAT = 1 and KBPLAN01 ne 1

Note: Prior to June 1, KBLVH01 applied to respondents who were enrolled at [NPSAS] after June 2004 but not currently enrolled at [NPSAS] who were working on a degree or certificate but do not expect to complete before July 2006.

Perturbation procedures were applied to this and other variables to protect against disclosure of individual information.

Sources: BPS:04/06 full-scale student interview

KBLVX01-07

Left [NPSAS]: other

(Note: The specs for this variable are the same throughout each additional loop. There was a total of 7 possible loops.)

Why did you decide to leave [NPSAS]?

(Please check all that apply.)

Another reason not listed

0 = No

1 = Yes

Applies to: Respondents who were enrolled at [NPSAS] after June 2004, but who are not currently enrolled at [NPSAS] and who were working on a degree or certificate but do not expect to complete before July 2006 and do not plan to attend [NPSAS] during the 2006–2007 school year.

Instrument code: KBNEWEN = 1 and TCRSCH01 = 0 and DEGSTAT = 1 and KBPLAN01 ne 1

Note: Prior to June 1, KBLXA01 applied to respondents who were enrolled at [NPSAS] after June 2004 but not currently enrolled at [NPSAS] who were working on a degree or certificate but do not expect to complete before July 2006.

Perturbation procedures were applied to this and other variables to protect against disclosure of individual information.

Sources: BPS:04/06 full-scale student interview

KBRNSA02-07

Reason for attending [school 2]: complete a degree

(Note: The specs for this variable are the same throughout each additional loop. There was a total of 7 possible loops.)

[If TCRSCH* = 0]

What were your main educational goals in attending [school]?

(Please check all that apply.)

[If TCRSCH* = 1]

What are your main educational goals in attending [school]?

(Please check all that apply.)

Complete a degree or certificate program at the school

0 = Not to complete a degree

1 = Yes, to complete a degree

Applies to: Respondents who provided information about [school 2].

Instrument code: SCHIN02 = 1

Perturbation procedures were applied to this and other variables to protect against disclosure of individual information.

Sources: BPS:04/06 full-scale student interview

KBRSNB02-07

Reason for attending [school 2]: prepare for transfer

(Note: The specs for this variable are the same throughout each additional loop. There was a total of 7 possible loops.)

[If TCRSCH* = 0]

What were your main educational goals in attending [school]?

(Please check all that apply.)

[If TCRSCH* = 1]

What are your main educational goals in attending [school]?

(Please check all that apply.)

Prepare for transfer to a 4-year school

0 = Not to prepare for transfer

1 = Yes, to prepare for transfer

Applies to: Respondents who provided information about [school 2].

Instrument code: SCHIN02 = 1

Perturbation procedures were applied to this and other variables to protect against disclosure of individual information.

Sources: BPS:04/06 full-scale student interview

KBRNSC02-07

Reason for attending [school 2]: earn credits

(Note: The specs for this variable are the same throughout each additional loop. There was a total of 7 possible loops.)

[If TCRSCH* = 0]

What were your main educational goals in attending [school]?

(Please check all that apply.)

[If TCRSCH* = 1]

What are your main educational goals in attending [school]?

(Please check all that apply.)

Earn course credits needed for a program at a different school

0 = Not to earn credits

1 = Yes, to earn credits

Applies to: Respondents who provided information about [school 2].

Instrument code: SCHIN02 = 1

Perturbation procedures were applied to this and other variables to protect against disclosure of individual information.

Sources: BPS:04/06 full-scale student interview

KBRSD02-07

Reason for attending [school 2]: gain job skills
 (Note: The specs for this variable are the same throughout each additional loop. There was a total of 7 possible loops.)

[If TCRSCH* = 0]

What were your main educational goals in attending [school]?

(Please check all that apply.)

[If TCRSCH* = 1]

What are your main educational goals in attending [school]?

(Please check all that apply.)

Gain job or occupational skills

0 = Not to gain job skills

1 = Yes, to gain job skills

Applies to: Respondents who provided information about [school 2].

Instrument code: SCHIN02 = 1

Perturbation procedures were applied to this and other variables to protect against disclosure of individual information.

Sources: BPS:04/06 full-scale student interview

KBRSE02-07

Reason for attending [school 2]: self-improvement
 (Note: The specs for this variable are the same throughout each additional loop. There was a total of 7 possible loops.)

[If TCRSCH* = 0]

What were your main educational goals in attending [school]?

(Please check all that apply.)

[If TCRSCH* = 1]

What are your main educational goals in attending [school]?

(Please check all that apply.)

Take courses solely for recreation, self-improvement or personal interest

0 = Not for self-improvement

1 = Yes, for self-improvement

Applies to: Respondents who provided information about [school 2].

Instrument code: SCHIN02 = 1

Perturbation procedures were applied to this and other variables to protect against disclosure of individual information.

Sources: BPS:04/06 full-scale student interview

KBRNF02-07

Reason for attending [school 2]: none of the above
 (Note: The specs for this variable are the same throughout each additional loop. There was a total of 7 possible loops.)

[If TCRSCH* = 0]

What were your main educational goals in attending [school]?

(Please check all that apply.)

[If TCRSCH* = 1]

What are your main educational goals in attending [school]?

(Please check all that apply.)

None of the above

0 = Some of the reasons listed

1 = None of the reasons listed

Applies to: Respondents who provided information about [school 2].

Instrument code: SCHIN02 = 1

Perturbation procedures were applied to this and other variables to protect against disclosure of individual information.

Sources: BPS:04/06 full-scale student interview

KBPLAN01-07

Enrollment plans at [NPSAS] for 2006–2007
 (Note: The specs for this variable are the same throughout each additional loop. There was a total of 7 possible loops.)

[Prior to July 1]

Do you plan to enroll at [NPSAS] at any time during the 2006 - 2007

school year (July 1, 2006 to June 30, 2007)?

[After July 1]

Are you enrolled at [NPSAS] now, or have plans to enroll there at anytime between July 1, 2006 and June 30, 2007?

0 = No

1 = Yes

Applies to: Respondents enrolled at [NPSAS] after June 2004.

Instrument code: KBNEWEN = 1

Recode note: If DEGSTAT = 4 then KBPLAN01 = 1

Perturbation procedures were applied to this and other variables to protect against disclosure of individual information.

Sources: BPS:04/06 full-scale student interview

KBENR01-07

Enrolled at additional school

(Note: The specs for this variable are the same throughout each additional loop. There was a total of 7 possible loops.)

If T_BASEYR = 0

Have you enrolled at any other schools since July 1, 2003?

Else:

Have you enrolled at any other schools since July 1, 2004?

After July 1:

Have you enrolled at any other schools between July 2003/4 and

June 30, 2006? (If T_BASEYR = 0 then 2003, else 2004)

0 = No

1 = Yes

Applies to: Respondents who were enrolled at [NPSAS] after June 2004 or another school after June 2003.

Sources: BPS:04/06 full-scale student interview

KBCT01-07

school 1 city

(Note: The specs for this variable are the same throughout each additional loop. There was a total of 7 possible loops.)

school 1 city

Applies to: Respondents who were enrolled at [NPSAS] after June 2004 or another school after June 2003.

Sources: NPSAS:04 full-scale student interview

KBST01-07

school 1 state

(Note: The specs for this variable are the same throughout each additional loop. There was a total of 7 possible loops.)

school 1 state

- | | |
|--------------------------|----------------------------|
| 1 = Alabama | 33 = New York |
| 2 = Alaska | 34 = North Carolina |
| 3 = Arizona | 35 = North Dakota |
| 4 = Arkansas | 36 = Ohio |
| 5 = California | 37 = Oklahoma |
| 6 = Colorado | 38 = Oregon |
| 7 = Connecticut | 39 = Pennsylvania |
| 8 = Delaware | 40 = Rhode Island |
| 9 = District of Columbia | 41 = South Carolina |
| 10 = Florida | 42 = South Dakota |
| 11 = Georgia | 43 = Tennessee |
| 12 = Hawaii | 44 = Texas |
| 13 = Idaho | 45 = Utah |
| 14 = Illinois | 46 = Vermont |
| 15 = Indiana | 47 = Virginia |
| 16 = Iowa | 48 = Washington |
| 17 = Kansas | 49 = West Virginia |
| 18 = Kentucky | 50 = Wisconsin |
| 19 = Louisiana | 51 = Wyoming |
| 20 = Maine | 52 = Puerto Rico |
| 21 = Maryland | 53 = Canada |
| 22 = Massachusetts | 54 = American Samoa |
| 23 = Michigan | 55 = Guam |
| 24 = Minnesota | 56 = Micronesia |
| 25 = Mississippi | 57 = Marshall Islands |
| 26 = Missouri | 58 = Northern Marianas |
| 27 = Montana | 59 = Palau Island |
| 28 = Nebraska | 60 = Virgin Islands |
| 29 = Nevada | 61 = American Military |
| 30 = New Hampshire | 62 = Mexico |
| 31 = New Jersey | 63 = Other foreign country |
| 32 = New Mexico | |

Applies to: Respondents who were enrolled at [NPSAS] after June 2004 or another school after June 2003.

Sources: NPSAS:04 full-scale student interview

KBIPED01-07

IPEDS school code 1

(Note: The specs for this variable are the same throughout each additional loop. There was a total of 7 possible loops.)

Note: Institutions that could not be coded are included.

999996 = Foreign institution

999997 = Institution name unknown

999998 = Institution city unknown

999999 = State unknown

Applies to: Respondents who were enrolled at [NPSAS] after June 2004 or another school after June 2003.

Sources: NPSAS:04 full-scale student interview

KBLEVL01-07

school 1 level

(Note: The specs for this variable are the same throughout each additional loop. There was a total of 7 possible loops.)

school 1 level

- 1 = 4-year
- 2 = 2-year
- 3 = Less-than-2-year
- 4 = Some other type of school

Applies to: Respondents who were enrolled at [NPSAS] after June 2004 or another school after June 2003.

Sources: NPSAS:04 full-scale student interview

KBCTRL01-07

school 1 control

(Note: The specs for this variable are the same throughout each additional loop. There was a total of 7 possible loops.)

school 1 control

- 1 = Public
- 2 = Private not-for-profit
- 3 = Private for-profit
- 4 = Some other type of school

Applies to: Respondents who were enrolled at [NPSAS] after June 2004 or another school after June 2003.

Sources: NPSAS:04 full-scale student interview

KBPRS

Most recent school list

Thinking about the schools you've attended [(if multiple schools in 2006)in 2006/only up to 2005 then 2005...], which would you consider [(if multiple schools in 2006)to be/(else) to have been]your main school?

(If you primarily attended more than one school, which of the schools did you attend most recently?)

- 1 = Dummy response
- 2 = [Potential primary school 2]
- 3 = [Potential primary school 3]
- 4 = [Potential primary school 4]

Applies to: All respondents.

Sources: BPS:04/06 full-scale student interview

KBPRSCH

Most recent school fill

Thinking about the schools you've attended [(if multiple schools in 2006)in 2006/only up to 2005 then 2005...], which would you consider [(if multiple schools in 2006)to be/(else) to have been]your main school?

(If you primarily attended more than one school, which of the schools did you attend most recently?)

Applies to: All respondents.

Sources: BPS:04/06 full-scale student interview

KBPRIPD

Primary school IPEDS number

Applies to: All respondents.

Sources: BPS:04/06 full-scale student interview

KALT30

Categorical ranges of age

What is your age? Are you...

- 1 = Under 24
- 2 = 24-29
- 3 = 30 or over

Applies to: Base-year nonrespondents who did not report a date of birth.

Instrument code: Y_BASEYR = 0 and KADOBMY = -9

Perturbation procedures were applied to this and other variables to protect against disclosure of individual information.

Sources: BPS:04/06 full-scale student interview

KBNUMSCH

Total schools attended

Derived/internal variable KBNUMSCH is calculated based on enrollment history during the 2003-2006 school year and respondents' reporting of attendance at other institutions. KBNUMSCH includes schools collected from BPS and NPSAS.

If no other schools attended, KBNUMSCH = 1

If 1 other school attended, KBNUMSCH = 2

If 2 other schools attended, KBNUMSCH = 3

If 3 other schools attended, KBNUMSCH = 4

If 4 other schools attended, KBNUMSCH = 5

If 5 other schools attended, KBNUMSCH = 6

If 6 other schools attended, KBNUMSCH = 7

- 1 = NPSAS only
- 2 = NPSAS plus one other school
- 3 = NPSAS plus two other schools
- 4 = NPSAS plus three other schools
- 5 = NPSAS plus four other schools
- 6 = NPSAS plus five other schools
- 7 = NPSAS plus six other schools

Applies to: All respondents.

Perturbation procedures were applied to this and other variables to protect against disclosure of individual information.

Sources: BPS:04/06 full-scale student interview

NPSAS:04 full-scale student interview

Section C: Characteristics

TCURENR

Current enrollment

Internal Variable:

Initially set to TCURENR = 0

If PRIMSCH = 1 then TCRSCH* = TCURENR

Note: Some partial completes did not make it far enough in the interview for TCURENR to be determined, so their value of TCURENR will be a -9 by default.

0 = Not currently enrolled

1 = Currently enrolled

Applies to: All respondents.

Perturbation procedures were applied to this and other variables to protect against disclosure of individual information.

Sources: BPS:04/06 full-scale student interview

KCDGBA

4-year bachelor's degree

Prior to July 1:

[If TCURENR = 1]

What degree or certificate are you currently working on at [Primary school]?

(if DEGSTAT = 4)

Please refer to your current enrollment at [Primary school], not the enrollment related to your [DEGTYPE].

(Please check all that apply.)

[If TCURENR = 0]

What degree or certificate were you working on when you were last enrolled at [Primary school]?

(if DEGSTAT = 4)

Please refer to your current enrollment at [Primary school], not the enrollment related to your [DEGTYPE].

(Please check all that apply.)

After July 1:

[If TCURENR = 1]

For the next set of questions, please answer about your most recent enrollment through the end of June 2006 at [Primary school].

What degree or certificate are you currently working on at [Primary school]?

(Please check all that apply.)

[If TCURENR = 0]

For the next set of questions, please answer about your most recent enrollment through the end of June 2006 at [Primary school].

What degree or certificate were you working on when you were last enrolled at [Primary school]?

(Please check all that apply.)

4-year bachelor's degree

0 = No

1 = Yes

Applies to: Respondents who have been enrolled at [Primary school] at some point since the 2003–2004 school year and - did not complete a degree at [Primary school] prior to July 2006 or - completed a degree at [Primary school] and were still enrolled there at the time of the interview or - completed a degree but did not provide the type of degree in section B or - completed a 4-year bachelor's degree.

Instrument code: (KBNEWEN = 1 or (KBNEWEN in (-9 0 2) and KBANY = 1)) and (DEGSTAT in (1 4) or (DEGSTAT in (2 3) and DEGTYPE in (-3 -9 4)))

Recode note: If DEGSTAT in (2 3) (expect degree or already earned) and DEGTYPE = 4 THEN KCDGBA = 1.

Perturbation procedures were applied to this and other variables to protect against disclosure of individual information.

Sources: BPS:04/06 full-scale student interview

KCDGPM

Post-master's certificate

Prior to July 1:

[If TCURENR = 1]

What degree or certificate are you currently working on at [Primary school]?

(if DEGSTAT = 4)

Please refer to your current enrollment at [Primary school], not the enrollment related to your [DEGTYPE].

(Please check all that apply.)

[If TCURENR = 0]

What degree or certificate were you working on when you were last enrolled at [Primary school]?

(if DEGSTAT = 4)

Please refer to your current enrollment at [Primary school], not the enrollment related to your [DEGTYPE].

(Please check all that apply.)

After July 1:

[If TCURENR = 1]

For the next set of questions, please answer about your most recent enrollment through the end of June 2006 at [Primary school].

What degree or certificate are you currently working on at [Primary school]?

(Please check all that apply.)

[If TCURENR = 0]

For the next set of questions, please answer about your most recent enrollment through the end of June 2006 at [Primary school].

What degree or certificate were you working on when you were last enrolled at [Primary school]?

(Please check all that apply.)

Post-master's certificate

0 = No

1 = Yes

Applies to: Respondents who have been enrolled at [Primary school] at some point since the 2003–2004 school year and - did not complete a degree at [Primary school] prior to July 2006 or - completed a degree at [Primary school] and were still enrolled there at the time of the interview or - completed a degree but did not provide the type of degree in section B.

Instrument code: (KBNEWEN = 1 or (KBNEWEN in (-9 0 2) and KBANY = 1)) and (DEGSTAT in (1 4) or (DEGSTAT in (2 3) and DEGTYPE < 0))

Perturbation procedures were applied to this and other variables to protect against disclosure of individual information.

Sources: BPS:04/06 full-scale student interview

KCDGAS

Associate's degree

Prior to July 1:

[If TCURENR = 1]

What degree or certificate are you currently working on at [Primary school]?

(if DEGSTAT = 4)

Please refer to your current enrollment at [Primary school], not the enrollment related to your [DEGTYPE]. (Please check all that apply.)

[If TCURENR = 0]

What degree or certificate were you working on when you were last enrolled at [Primary school]?

(if DEGSTAT = 4)

Please refer to your current enrollment at [Primary school], not the enrollment related to your [DEGTYPE]. (Please check all that apply.)

After July 1:

[If TCURENR = 1]

For the next set of questions, please answer about your most recent enrollment through the end of June 2006 at [Primary school].

What degree or certificate are you currently working on at [Primary school]?

(Please check all that apply.)

[If TCURENR = 0]

For the next set of questions, please answer about your most recent enrollment through the end of June 2006 at [Primary school].

What degree or certificate were you working on when you were last enrolled at [Primary school]?

(Please check all that apply.)

Associate's degree

0 = No

1 = Yes

Applies to: Respondents who have been enrolled at [Primary school] at some point since the 2003–2004 school year and - did not complete a degree at [Primary school] prior to July 2006 or - completed a degree at [Primary school] and were still enrolled there at the time of the interview or - completed a degree but did not provide the type of degree in section B or - completed an associate's degree.

Instrument code: (KBNEWEN = 1 or (KBNEWEN in (-9 0 2) and KBANY = 1)) and (DEGSTAT in (1 4) or (DEGSTAT in (2 3) and DEGTYPE in (-3 -9 3)))

Recode note: If DEGSTAT in (2 3) (expect degree or already earned) and DEGTYPE = 3 THEN KCDGAS = 1.

Perturbation procedures were applied to this and other variables to protect against disclosure of individual information.

Sources: BPS:04/06 full-scale student interview

KCDGCE

Undergraduate certificate/diploma

Prior to July 1:

[If TCURENR = 1]

What degree or certificate are you currently working on at [Primary school]?

(if DEGSTAT = 4)

Please refer to your current enrollment at [Primary school], not the enrollment related to your [DEGTYPE].

(Please check all that apply.)

[If TCURENR = 0]

What degree or certificate were you working on when you were last enrolled at [Primary school]?

(if DEGSTAT = 4)

Please refer to your current enrollment at [Primary school], not the enrollment related to your [DEGTYPE].

(Please check all that apply.)

After July 1:

[If TCURENR = 1]

For the next set of questions, please answer about your most recent enrollment through the end of June 2006 at [Primary school].

What degree or certificate are you currently working on at [Primary school]?

(Please check all that apply.)

[If TCURENR = 0]

For the next set of questions, please answer about your most recent enrollment through the end of June 2006 at [Primary school].

What degree or certificate were you working on when you were last enrolled at [Primary school]?

(Please check all that apply.)

Undergraduate certificate or diploma (occupational or technical program)

0 = No

1 = Yes

Applies to: Respondents who have been enrolled at [Primary school] at some point since the 2003–2004 school year and - did not complete a degree at [Primary school] prior to July 2006 or - completed a degree at [Primary school] and were still enrolled there at the time of the interview or - completed a degree but did not provide the type of degree in section B or - completed a certificate.

Instrument code: (KBNEWEN = 1 or (KBNEWEN in (-9 0 2) and KBANY = 1)) and (DEGSTAT in (1 4) or (DEGSTAT in (2 3) and DEGTYPE in (-3 -9 2)))

Recode note: If DEGSTAT in (2 3) (expect degree or already earned) and DEGTYPE = 2 THEN KCDGCE = 1.

Perturbation procedures were applied to this and other variables to protect against disclosure of individual information.

Sources: BPS:04/06 full-scale student interview

KCDGUND

Undergraduate, no degree

Prior to July 1:

[If TCURENR = 1]

What degree or certificate are you currently working on at [Primary school]?

(if DEGSTAT = 4)

Please refer to your current enrollment at [Primary school], not the enrollment related to your [DEGTYPE]. (Please check all that apply.)

[If TCURENR = 0]

What degree or certificate were you working on when you were last enrolled at [Primary school]?

(if DEGSTAT = 4)

Please refer to your current enrollment at [Primary school], not the enrollment related to your [DEGTYPE]. (Please check all that apply.)

After July 1:

[If TCURENR = 1]

For the next set of questions, please answer about your most recent enrollment through the end of June 2006 at [Primary school].

What degree or certificate are you currently working on at [Primary school]?

(Please check all that apply.)

[If TCURENR = 0]

For the next set of questions, please answer about your most recent enrollment through the end of June 2006 at [Primary school].

What degree or certificate were you working on when you were last enrolled at [Primary school]?

(Please check all that apply.)

Undergraduate, not enrolled in a degree program

0 = No

1 = Yes

Applies to: Respondents who have been enrolled at [Primary school] at some point since the 2003–2004 school year and - did not complete a degree at [Primary school] prior to July 2006 or - completed a degree at [Primary school] and were still enrolled there at the time of the interview or - completed a degree but did not provide the type of degree in section B.

Instrument code: (KBNEWEN = 1 or (KBNEWEN in (-9 0 2) and KBANY = 1)) and (DEGSTAT in (1 4) or (DEGSTAT in (2 3) and DEGTYPE < 0))

Perturbation procedures were applied to this and other variables to protect against disclosure of individual information.

Sources: BPS:04/06 full-scale student interview

KCDGPR

Professional degree

Prior to July 1:

[If TCURENR = 1]

What degree or certificate are you currently working on at [Primary school]?

(if DEGSTAT = 4)

Please refer to your current enrollment at [Primary school], not the enrollment related to your [DEGTYPE].

(Please check all that apply.)

[If TCURENR = 0]

What degree or certificate were you working on when you were last enrolled at [Primary school]?

(if DEGSTAT = 4)

Please refer to your current enrollment at [Primary school], not the enrollment related to your [DEGTYPE].

(Please check all that apply.)

After July 1:

[If TCURENR = 1]

For the next set of questions, please answer about your most recent enrollment through the end of June 2006 at [Primary school].

What degree or certificate are you currently working on at [Primary school]?

(Please check all that apply.)

[If TCURENR = 0]

For the next set of questions, please answer about your most recent enrollment through the end of June 2006 at [Primary school].

What degree or certificate were you working on when you were last enrolled at [Primary school]?

(Please check all that apply.)

Professional degree (only includes the following degree programs: chiropractic, dentistry, law, medicine, optometry, osteopathic medicine, pharmacy, podiatry, theology, or veterinary medicine)

0 = No

1 = Yes

Applies to: Respondents who have been enrolled at [Primary school] at some point since the 2003–2004 school year and - did not complete a degree at [Primary school] prior to July 2006 or - completed a degree at [Primary school] and were still enrolled there at the time of the interview or - completed a degree but did not provide the type of degree in section B or - completed a professional degree.

Instrument code: (KBNEWEN = 1 or (KBNEWEN in (-9 0 2) and KBANY = 1)) and (DEGSTAT in (1 4) or (DEGSTAT in (2 3) and DEGTYPE in (-3 -9 10) and KBDGP01 not in (28,29)))

Recode note: If DEGSTAT in (2 3) (expect degree or already earned) and DEGTYPE = 10 and KBDGP* not in (28,29) THEN KCDGPR = 1

Perturbation procedures were applied to this and other

variables to protect against disclosure of individual information.

Sources: BPS:04/06 full-scale student interview

KCDGMA

Master's degree

Prior to July 1:

[If TCURENR = 1]

What degree or certificate are you currently working on at [Primary school]?

(if DEGSTAT = 4)

Please refer to your current enrollment at [Primary school], not the enrollment related to your [DEGTYPE].

(Please check all that apply.)

[If TCURENR = 0]

What degree or certificate were you working on when you were last enrolled at [Primary school]?

(if DEGSTAT = 4)

Please refer to your current enrollment at [Primary school], not the enrollment related to your [DEGTYPE].

(Please check all that apply.)

After July 1:

[If TCURENR = 1]

For the next set of questions, please answer about your most recent enrollment through the end of June 2006 at [Primary school].

What degree or certificate are you currently working on at [Primary school]?

(Please check all that apply.)

[If TCURENR = 0]

For the next set of questions, please answer about your most recent enrollment through the end of June 2006 at [Primary school].

What degree or certificate were you working on when you were last enrolled at [Primary school]?

(Please check all that apply.)

Master's degree

0 = No

1 = Yes

Applies to: Respondents who have been enrolled at [Primary school] at some point since the 2003–2004 school year and - did not complete a degree at [Primary school] prior to July 2006 or - completed a degree at [Primary school] and were still enrolled there at the time of the interview or - completed a degree but did not provide the type of degree in section B.

Instrument code: (KBNEWEN = 1 or (KBNEWEN in (-9 0 2) and KBANY = 1)) and (DEGSTAT in (1 4) or (DEGSTAT in (2 3) and DEGTYPE < 0))

Perturbation procedures were applied to this and other variables to protect against disclosure of individual information.

Sources: BPS:04/06 full-scale student interview

KCDGDR

Doctoral degree

Prior to July 1:

[If TCURENR = 1]

What degree or certificate are you currently working on at [Primary school]?

(if DEGSTAT = 4)

Please refer to your current enrollment at [Primary school], not the enrollment related to your [DEGTYPE].

(Please check all that apply.)

[If TCURENR = 0]

What degree or certificate were you working on when you were last enrolled at [Primary school]?

(if DEGSTAT = 4)

Please refer to your current enrollment at [Primary school], not the enrollment related to your [DEGTYPE].

(Please check all that apply.)

After July 1:

[If TCURENR = 1]

For the next set of questions, please answer about your most recent enrollment through the end of June 2006 at [Primary school].

What degree or certificate are you currently working on at [Primary school]?

(Please check all that apply.)

[If TCURENR = 0]

For the next set of questions, please answer about your most recent enrollment through the end of June 2006 at [Primary school].

What degree or certificate were you working on when you were last enrolled at [Primary school]?

(Please check all that apply.)

Doctoral degree

0 = No

1 = Yes

Applies to: Respondents who have been enrolled at [Primary school] at some point since the 2003–2004 school year and - did not complete a degree at [Primary school] prior to July 2006 or - completed a degree at [Primary school] and were still enrolled there at the time of the interview or - completed a degree but did not provide the type of degree in section B.

Instrument code: (KBNEWEN = 1 or (KBNEWEN in (-9 0 2) and KBANY = 1)) and (DEGSTAT in (1 4) or (DEGSTAT in (2 3) and DEGTYPE < 0))

Perturbation procedures were applied to this and other variables to protect against disclosure of individual information.

Sources: BPS:04/06 full-scale student interview

KCDGPB

Post-baccalaureate certificate

Prior to July 1:

[If TCURENR = 1]

What degree or certificate are you currently working on at [Primary school]?

(if DEGSTAT = 4)

Please refer to your current enrollment at [Primary school], not the enrollment related to your [DEGTYPE].

(Please check all that apply.)

[If TCURENR = 0]

What degree or certificate were you working on when you were last enrolled at [Primary school]?

(if DEGSTAT = 4)

Please refer to your current enrollment at [Primary school], not the enrollment related to your [DEGTYPE].

(Please check all that apply.)

After July 1:

[If TCURENR = 1]

For the next set of questions, please answer about your most recent enrollment through the end of June 2006 at [Primary school].

What degree or certificate are you currently working on at [Primary school]?

(Please check all that apply.)

[If TCURENR = 0]

For the next set of questions, please answer about your most recent enrollment through the end of June 2006 at [Primary school].

What degree or certificate were you working on when you were last enrolled at [Primary school]?

(Please check all that apply.)

Post-baccalaureate certificate

0 = No

1 = Yes

Applies to: Respondents who have been enrolled at [Primary school] at some point since the 2003–2004 school year and - did not complete a degree at [Primary school] prior to July 2006 or - completed a degree at [Primary school] and were still enrolled there at the time of the interview or - completed a degree but did not provide the type of degree in section B.

Instrument code: (KBNEWEN = 1 or (KBNEWEN in (-9 0 2) and KBANY = 1)) and (DEGSTAT in (1 4) or (DEGSTAT in (2 3) and DEGTYPE < 0))

Perturbation procedures were applied to this and other variables to protect against disclosure of individual information.

Sources: BPS:04/06 full-scale student interview

KCDGGNG

Graduate student, no degree program

Prior to July 1:

[If TCURENR = 1]

What degree or certificate are you currently working on at [Primary school]?

(if DEGSTAT = 4)

Please refer to your current enrollment at [Primary school], not the enrollment related to your [DEGTYPE].

(Please check all that apply.)

[If TCURENR = 0]

What degree or certificate were you working on when you were last enrolled at [Primary school]?

(if DEGSTAT = 4)

Please refer to your current enrollment at [Primary school], not the enrollment related to your [DEGTYPE].

(Please check all that apply.)

After July 1:

[If TCURENR = 1]

For the next set of questions, please answer about your most recent enrollment through the end of June 2006 at [Primary school].

What degree or certificate are you currently working on at [Primary school]?

(Please check all that apply.)

[If TCURENR = 0]

For the next set of questions, please answer about your most recent enrollment through the end of June 2006 at [Primary school].

What degree or certificate were you working on when you were last enrolled at [Primary school]?

(Please check all that apply.)

Graduate, not enrolled in a degree program

0 = No

1 = Yes

Applies to: Respondents who have been enrolled at [Primary school] at some point since the 2003–2004 school year and - did not complete a degree at [Primary school] prior to July 2006 or - completed a degree at [Primary school] and were still enrolled there at the time of the interview or - completed a degree but did not provide the type of degree in section B.

Instrument code: (KBNEWEN = 1 or (KBNEWEN in (-9 0 2) and KBANY = 1)) and (DEGSTAT in (1 4) or (DEGSTAT in (2 3) and DEGTYPE < 0))

Perturbation procedures were applied to this and other variables to protect against disclosure of individual information.

Sources: BPS:04/06 full-scale student interview

KCDG5BA

5-year bachelor's degree

Prior to July 1:

[If TCURENR = 1]

What degree or certificate are you currently working on at [Primary school]?

(if DEGSTAT = 4)

Please refer to your current enrollment at [Primary school], not the enrollment related to your [DEGTYPE].

(Please check all that apply.)

[If TCURENR = 0]

What degree or certificate were you working on when you were last enrolled at [Primary school]?

(if DEGSTAT = 4)

Please refer to your current enrollment at [Primary school], not the enrollment related to your [DEGTYPE].

(Please check all that apply.)

After July 1:

[If TCURENR = 1]

For the next set of questions, please answer about your most recent enrollment through the end of June 2006 at [Primary school].

What degree or certificate are you currently working on at [Primary school]?

(Please check all that apply.)

[If TCURENR = 0]

For the next set of questions, please answer about your most recent enrollment through the end of June 2006 at [Primary school].

What degree or certificate were you working on when you were last enrolled at [Primary school]?

(Please check all that apply.)

5-year bachelor's degree

0 = No

1 = Yes

Applies to: Respondents who have been enrolled at [Primary school] at some point since the 2003–2004 school year and - did not complete a degree at [Primary school] prior to July 2006 or - completed a degree at [Primary school] and were still enrolled there at the time of the interview or - completed a degree but did not provide the type of degree in section B or - completed a 5-year bachelor's degree.

Instrument code: (KBNEWEN = 1 or (KBNEWEN in (-9 0 2) and KBANY = 1)) and (DEGSTAT in (1 4) or (DEGSTAT in (2 3) and DEGTYPE in (-3 -9 5)))

Recode note: If DEGSTAT in (2 3) (expect degree or already earned) and DEGTYPE = 5 THEN KCDG5BA = 1.

Perturbation procedures were applied to this and other variables to protect against disclosure of individual information.

Sources: BPS:04/06 full-scale student interview

KCDGPRT

Type of professional degree

[TCURENR = 1]

What specific degree are you working on at [Primary school]?

[TCURENR = 0]

What specific degree were you working toward when you were last enrolled at [Primary school]?

Professional degree

- 19 = Ministry or Divinity
(MDiv/DMin/MHL/BD/ordination)
- 20 = Law (JD/LLB)
- 21 = Medicine (MD) or Osteopathic medicine (DO)
- 22 = Dentistry (DDS/DMD)
- 23 = Chiropractic (DC/DCM)
- 24 = Pharmacy (PharmD)
- 25 = Optometry (OD)
- 26 = Podiatry (DPM/DP/PodD)
- 27 = Veterinary medicine (DVM)
- 28 = Another undergraduate degree not listed
- 29 = Another graduate degree not listed

Applies to: Respondents who have been enrolled at some point since the 2003–2004 school year and were working on a professional degree.

Instrument code: (KBNEWEN = 1 or (KBNEWEN in (-9 0 2) and KBANY = 1)) and KCDGPR = 1

Recode note: If DEGSTATin (2 3) (expect degree or already earned) and DEGTYPE= 10 and KBDGP01 not in (28,29) THEN KCDGPRT = KBDGP*.

Perturbation procedures were applied to this and other variables to protect against disclosure of individual information.

Sources: BPS:04/06 full-scale student interview

KCCLTYA

Type of class: business

Prior to July 1:

[If TCURENR = 1]

What types of classes have you been taking at [Primary school]?

(Please check all that apply.)

[If TCURENR = 0]

What types of classes were you taking when you were last enrolled at [Primary school]?

(Please check all that apply.)

After July 1:

[If KBERN* = 2]

For the next set of questions, please answer about your most recent enrollment through the end of June 2006 at [Primary school].

[If TCURENR = 1]

What types of classes have you been taking at [Primary school]?

(Please check all that apply.)

[If TCURENR = 0]

What types of classes were you taking when you were last enrolled at [Primary school]?

(Please check all that apply.)

Business

0 = No

1 = Yes

Applies to: Respondents who have been enrolled at some point since the 2003–2004 school year and were not enrolled in a degree program.

Instrument code: (KBNEWEN = 1 or (KBNEWEN in (-9 0 2) and KBANY = 1)) and (KBERN* = 2 or ((KCDGUND = 1 or KCDGGNG = 1) and KCDGGBA = 0 and KCDGPM = 0 and KCDGAS = 0 and KCDGCE = 0 and KCDGPR = 0 and KCDGMA = 0 and KCDGDR = 0 and KCDGPB = 0 and KCDG5BA = 0))

Perturbation procedures were applied to this and other variables to protect against disclosure of individual information.

Sources: BPS:04/06 full-scale student interview

KCCLTYB

Type of class: health

Prior to July 1:

[If TCURENR = 1]

What types of classes have you been taking at [Primary school]?

(Please check all that apply.)

[If TCURENR = 0]

What types of classes were you taking when you were last enrolled at [Primary school]?

(Please check all that apply.)

After July 1:

[If KBERN* = 2]

For the next set of questions, please answer about your most recent enrollment through the end of June 2006 at [Primary school].

[If TCURENR = 1]

What types of classes have you been taking at [Primary school]?

(Please check all that apply.)

[If TCURENR = 0]

What types of classes were you taking when you were last enrolled at [Primary school]?

(Please check all that apply.)

Health

0 = No

1 = Yes

Applies to: Respondents who have been enrolled at some point since the 2003–2004 school year and were not enrolled in a degree program.

Instrument code: (KBNEWEN = 1 or (KBNEWEN in (-9 0 2) and KBANY = 1)) and (KBERN* = 2 or ((KCDGUND = 1 or KCDGGNG = 1) and KCDGBA = 0 and KCDGPM = 0 and KCDGAS = 0 and KCDGCE = 0 and KCDGPR = 0 and KCDGMA = 0 and KCDGDR = 0 and KCDGPB = 0 and KCDG5BA = 0))

Perturbation procedures were applied to this and other variables to protect against disclosure of individual information.

Sources: BPS:04/06 full-scale student interview

KCCLTYC

Type of class: education

Prior to July 1:

[If TCURENR = 1]

What types of classes have you been taking at [Primary school]?

(Please check all that apply.)

[If TCURENR = 0]

What types of classes were you taking when you were last enrolled at [Primary school]?

(Please check all that apply.)

After July 1:

[If KBERN* = 2]

For the next set of questions, please answer about your most recent enrollment through the end of June 2006 at [Primary school].

[If TCURENR = 1]

What types of classes have you been taking at [Primary school]?

(Please check all that apply.)

[If TCURENR = 0]

What types of classes were you taking when you were last enrolled at [Primary school]?

(Please check all that apply.)

Education

0 = No

1 = Yes

Applies to: Respondents who have been enrolled at some point since the 2003–2004 school year and were not enrolled in a degree program.

Instrument code: (KBNEWEN = 1 or (KBNEWEN in (-9 0 2) and KBANY = 1)) and (KBERN* = 2 or ((KCDGUND = 1 or KCDGGNG = 1) and KCDGBA = 0 and KCDGPM = 0 and KCDGAS = 0 and KCDGCE = 0 and KCDGPR = 0 and KCDGMA = 0 and KCDGDR = 0 and KCDGPB = 0 and KCDG5BA = 0))

Perturbation procedures were applied to this and other variables to protect against disclosure of individual information.

Sources: BPS:04/06 full-scale student interview

KCCLTYD

Type of class: engineering and engineering technology

Prior to July 1:

[If TCURENR = 1]

What types of classes have you been taking at [Primary school]?

(Please check all that apply.)

[If TCURENR = 0]

What types of classes were you taking when you were last enrolled at [Primary school]?

(Please check all that apply.)

After July 1:

[If KBERN* = 2]

For the next set of questions, please answer about your most recent enrollment through the end of June 2006 at [Primary school].

[If TCURENR = 1]

What types of classes have you been taking at [Primary school]?

(Please check all that apply.)

[If TCURENR = 0]

What types of classes were you taking when you were last enrolled at [Primary school]?

(Please check all that apply.)

Engineering and Engineering Technology

0 = No

1 = Yes

Applies to: Respondents who have been enrolled at some point since the 2003–2004 school year and were not enrolled in a degree program.

Instrument code: (KBNEWEN = 1 or (KBNEWEN in (-9 0 2) and KBANY = 1)) and (KBERN* = 2 or ((KCDGUND = 1 or KCDGGNG = 1) and KCDGBA = 0 and KCDGPM = 0 and KCDGAS = 0 and KCDGCE = 0 and KCDGPR = 0 and KCDGMA = 0 and KCDGDR = 0 and KCDGPB = 0 and KCDG5BA = 0))

Perturbation procedures were applied to this and other variables to protect against disclosure of individual information.

Sources: BPS:04/06 full-scale student interview

KCCLTYE

Type of class: computer and information sciences

Prior to July 1:

[If TCURENR = 1]

What types of classes have you been taking at [Primary school]?

(Please check all that apply.)

[If TCURENR = 0]

What types of classes were you taking when you were last enrolled at [Primary school]?

(Please check all that apply.)

After July 1:

[If KBERN* = 2]

For the next set of questions, please answer about your most recent enrollment through the end of June 2006 at [Primary school].

[If TCURENR = 1]

What types of classes have you been taking at [Primary school]?

(Please check all that apply.)

[If TCURENR = 0]

What types of classes were you taking when you were last enrolled at [Primary school]?

(Please check all that apply.)

Computer and Information Sciences

0 = No

1 = Yes

Applies to: Respondents who have been enrolled at some point since the 2003–2004 school year and were not enrolled in a degree program.

Instrument code: (KBNEWEN = 1 or (KBNEWEN in (-9 0 2) and KBANY = 1)) and (KBERN* = 2 or ((KCDGUND = 1 or KCDGGNG = 1) and KCDGBA = 0 and KCDGPM = 0 and KCDGAS = 0 and KCDGCE = 0 and KCDGPR = 0 and KCDGMA = 0 and KCDGDR = 0 and KCDGPB = 0 and KCDG5BA = 0))

Perturbation procedures were applied to this and other variables to protect against disclosure of individual information.

Sources: BPS:04/06 full-scale student interview

KCCLTYF

Type of class: social sciences

Prior to July 1:

[If TCURENR = 1]

What types of classes have you been taking at [Primary school]?

(Please check all that apply.)

[If TCURENR = 0]

What types of classes were you taking when you were last enrolled at [Primary school]?

(Please check all that apply.)

After July 1:

[If KBERN* = 2]

For the next set of questions, please answer about your most recent enrollment through the end of June 2006 at [Primary school].

[If TCURENR = 1]

What types of classes have you been taking at [Primary school]?

(Please check all that apply.)

[If TCURENR = 0]

What types of classes were you taking when you were last enrolled at [Primary school]?

(Please check all that apply.)

Social Sciences

0 = No

1 = Yes

Applies to: Respondents who have been enrolled at some point since the 2003–2004 school year and were not enrolled in a degree program.

Instrument code: (KBNEWEN = 1 or (KBNEWEN in (-9 0 2) and KBANY = 1)) and (KBERN* = 2 or ((KCDGUND = 1 or KCDGGNG = 1) and KCDGBA = 0 and KCDGPM = 0 and KCDGAS = 0 and KCDGCE = 0 and KCDGPR = 0 and KCDGMA = 0 and KCDGDR = 0 and KCDGPB = 0 and KCDG5BA = 0))

Perturbation procedures were applied to this and other variables to protect against disclosure of individual information.

Sources: BPS:04/06 full-scale student interview

KCCLTYG

Type of class: natural sciences and mathematics

Prior to July 1:

[If TCURENR = 1]

What types of classes have you been taking at [Primary school]?

(Please check all that apply.)

[If TCURENR = 0]

What types of classes were you taking when you were last enrolled at [Primary school]?

(Please check all that apply.)

After July 1:

[If KBERN* = 2]

For the next set of questions, please answer about your most recent enrollment through the end of June 2006 at [Primary school].

[If TCURENR = 1]

What types of classes have you been taking at [Primary school]?

(Please check all that apply.)

[If TCURENR = 0]

What types of classes were you taking when you were last enrolled at [Primary school]?

(Please check all that apply.)

Natural Sciences and Mathematics

0 = No

1 = Yes

Applies to: Respondents who have been enrolled at some point since the 2003–2004 school year and were not enrolled in a degree program.

Instrument code: (KBNEWEN = 1 or (KBNEWEN in (-9 0 2) and KBANY = 1)) and (KBERN* = 2 or ((KCDGUND = 1 or KCDGGNG = 1) and KCDGBA = 0 and KCDGPM = 0 and KCDGAS = 0 and KCDGCE = 0 and KCDGPR = 0 and KCDGMA = 0 and KCDGDR = 0 and KCDGPB = 0 and KCDG5BA = 0))

Perturbation procedures were applied to this and other variables to protect against disclosure of individual information.

Sources: BPS:04/06 full-scale student interview

KCCLTYH

Type of class: arts and humanities

Prior to July 1:

[If TCURENR = 1]

What types of classes have you been taking at [Primary school]?

(Please check all that apply.)

[If TCURENR = 0]

What types of classes were you taking when you were last enrolled at [Primary school]?

(Please check all that apply.)

After July 1:

[If KBERN* = 2]

For the next set of questions, please answer about your most recent enrollment through the end of June 2006 at [Primary school].

[If TCURENR = 1]

What types of classes have you been taking at [Primary school]?

(Please check all that apply.)

[If TCURENR = 0]

What types of classes were you taking when you were last enrolled at [Primary school]?

(Please check all that apply.)

Arts and Humanities

0 = No

1 = Yes

Applies to: Respondents who have been enrolled at some point since the 2003–2004 school year and were not enrolled in a degree program.

Instrument code: (KBNEWEN = 1 or (KBNEWEN in (-9 0 2) and KBANY = 1)) and (KBERN* = 2 or ((KCDGUND = 1 or KCDGGNG = 1) and KCDGBA = 0 and KCDGPM = 0 and KCDGAS = 0 and KCDGCE = 0 and KCDGPR = 0 and KCDGMA = 0 and KCDGDR = 0 and KCDGPB = 0 and KCDG5BA = 0))

Perturbation procedures were applied to this and other variables to protect against disclosure of individual information.

Sources: BPS:04/06 full-scale student interview

KCCLTYI

Type of class: communications

Prior to July 1:

[If TCURENR = 1]

What types of classes have you been taking at [Primary school]?

(Please check all that apply.)

[If TCURENR = 0]

What types of classes were you taking when you were last enrolled at [Primary school]?

(Please check all that apply.)

After July 1:

[If KBERN* = 2]

For the next set of questions, please answer about your most recent enrollment through the end of June 2006 at [Primary school].

[If TCURENR = 1]

What types of classes have you been taking at [Primary school]?

(Please check all that apply.)

[If TCURENR = 0]

What types of classes were you taking when you were last enrolled at [Primary school]?

(Please check all that apply.)

Communications

0 = No

1 = Yes

Applies to: Respondents who have been enrolled at some point since the 2003–2004 school year and were not enrolled in a degree program.

Instrument code: (KBNEWEN = 1 or (KBNEWEN in (-9 0 2) and KBANY = 1)) and (KBERN* = 2 or ((KCDGUND = 1 or KCDGGNG = 1) and KCDGBA = 0 and KCDGPM = 0 and KCDGAS = 0 and KCDGCE = 0 and KCDGPR = 0 and KCDGMA = 0 and KCDGDR = 0 and KCDGPB = 0 and KCDG5BA = 0))

Perturbation procedures were applied to this and other variables to protect against disclosure of individual information.

Sources: BPS:04/06 full-scale student interview

KCCLTYJ

Type of class: vocational program

Prior to July 1:

[If TCURENR = 1]

What types of classes have you been taking at [Primary school]?

(Please check all that apply.)

[If TCURENR = 0]

What types of classes were you taking when you were last enrolled at [Primary school]?

(Please check all that apply.)

After July 1:

[If KBERN* = 2]

For the next set of questions, please answer about your most recent enrollment through the end of June 2006 at [Primary school].

[If TCURENR = 1]

What types of classes have you been taking at [Primary school]?

(Please check all that apply.)

[If TCURENR = 0]

What types of classes were you taking when you were last enrolled at [Primary school]?

(Please check all that apply.)

Vocational Programs

0 = No

1 = Yes

Applies to: Respondents who have been enrolled at some point since the 2003–2004 school year and were not enrolled in a degree program.

Instrument code: (KBNEWEN = 1 or (KBNEWEN in (-9 0 2) and KBANY = 1)) and (KBERN* = 2 or ((KCDGUND = 1 or KCDGGNG = 1) and KCDGBA = 0 and KCDGPM = 0 and KCDGAS = 0 and KCDGCE = 0 and KCDGPR = 0 and KCDGMA = 0 and KCDGDR = 0 and KCDGPB = 0 and KCDG5BA = 0))

Perturbation procedures were applied to this and other variables to protect against disclosure of individual information.

Sources: BPS:04/06 full-scale student interview

KCCLTYK

Type of classes: university transfer

Prior to July 1:

[If TCURENR = 1]

What types of classes have you been taking at [Primary school]?

(Please check all that apply.)

[If TCURENR = 0]

What types of classes were you taking when you were last enrolled at [Primary school]?

(Please check all that apply.)

After July 1:

[If KBERN* = 2]

For the next set of questions, please answer about your most recent enrollment through the end of June 2006 at [Primary school].

[If TCURENR = 1]

What types of classes have you been taking at [Primary school]?

(Please check all that apply.)

[If TCURENR = 0]

What types of classes were you taking when you were last enrolled at [Primary school]?

(Please check all that apply.)

University Transfer

0 = No

1 = Yes

Applies to: Respondents who have been enrolled at some point since the 2003–2004 school year and were not enrolled in a degree program.

Instrument code: (KBNEWEN = 1 or (KBNEWEN in (-9 0 2) and KBANY = 1)) and (KBERN* = 2 or ((KCDGUND = 1 or KCDGGNG = 1) and KCDGBA = 0 and KCDGPM = 0 and KCDGAS = 0 and KCDGCE = 0 and KCDGPR = 0 and KCDGMA = 0 and KCDGDR = 0 and KCDGPB = 0 and KCDG5BA = 0))

Perturbation procedures were applied to this and other variables to protect against disclosure of individual information.

Sources: BPS:04/06 full-scale student interview

KCCLTYL

Type of classes: general education

Prior to July 1:

[If TCURENR = 1]

What types of classes have you been taking at [Primary school]?

(Please check all that apply.)

[If TCURENR = 0]

What types of classes were you taking when you were last enrolled at [Primary school]?

(Please check all that apply.)

After July 1:

[If KBERN* = 2]

For the next set of questions, please answer about your most recent enrollment through the end of June 2006 at [Primary school].

[If TCURENR = 1]

What types of classes have you been taking at [Primary school]?

(Please check all that apply.)

[If TCURENR = 0]

What types of classes were you taking when you were last enrolled at [Primary school]?

(Please check all that apply.)

General education

0 = No

1 = Yes

Applies to: Respondents who have been enrolled at some point since the 2003–2004 school year and were not enrolled in a degree program.

Instrument code: (KBNEWEN = 1 or (KBNEWEN in (-9 0 2) and KBANY = 1)) and (KBERN* = 2 or ((KCDGUND = 1 or KCDGGNG = 1) and KCDGBA = 0 and KCDGPM = 0 and KCDGAS = 0 and KCDGCE = 0 and KCDGPR = 0 and KCDGMA = 0 and KCDGDR = 0 and KCDGPB = 0 and KCDG5BA = 0))

Perturbation procedures were applied to this and other variables to protect against disclosure of individual information.

Sources: BPS:04/06 full-scale student interview

KCCLTYX

Type of class: other

Prior to July 1:

[If TCURENR = 1]

What types of classes have you been taking at [Primary school]?

(Please check all that apply.)

[If TCURENR = 0]

What types of classes were you taking when you were last enrolled at [Primary school]?

(Please check all that apply.)

After July 1:

[If KBERN* = 2]

For the next set of questions, please answer about your most recent enrollment through the end of June 2006 at [Primary school].

[If TCURENR = 1]

What types of classes have you been taking at [Primary school]?

(Please check all that apply.)

[If TCURENR = 0]

What types of classes were you taking when you were last enrolled at [Primary school]?

(Please check all that apply.)

Another class not listed

0 = No

1 = Yes

Applies to: Respondents who have been enrolled at some point since the 2003–2004 school year and were not enrolled in a degree program.

Instrument code: (KBNEWEN = 1 or (KBNEWEN in (-9 0 2) and KBANY = 1)) and (KBERN* = 2 or ((KCDGUND = 1 or KCDGGNG = 1) and KCDGBA = 0 and KCDGPM = 0 and KCDGAS = 0 and KCDGCE = 0 and KCDGPR = 0 and KCDGMA = 0 and KCDGDR = 0 and KCDGPB = 0 and KCDG5BA = 0))

Perturbation procedures were applied to this and other variables to protect against disclosure of individual information.

Sources: BPS:04/06 full-scale student interview

KCDBLMAJ

Major declared/undeclared

Prior to July 1:

[If TCURENR = 1]

Have you declared a major yet at [Primary school]?

[If TCURENR = 0]

Had you already declared a major when you were last enrolled at [Primary school]?

After July 1:

[(If DEGSTAT in (2 3) and DEGTYPE in (2 3 4 5)) or

(If DEGSTAT in (2 3) and DEGTYPE = 10 and

KBDGP* in (28 29))]

For the next set of questions, please answer about your most recent enrollment through the end of June 2006 at [Primary school].

[If TCURENR = 1]

Have you declared a major yet at [Primary school]?

[If TCURENR = 0]

Had you already declared a major when you were last enrolled at [Primary school]?

0 = Not in a degree program

1 = Yes, I have declared a major

2 = Yes, I have declared a double major

3 = No, I have not declared a major yet

Applies to: Respondents who have been enrolled at some point since the 2003–2004 school year and - were not working on a professional degree or - were working on a specific professional degree in "chiropractic, dentistry, law, medicine, optometry, osteopathic medicine, pharmacy, podiatry, theology, or veterinary medicine" or - were working on professional degrees and no other degree(s) and did not describe their specific professional degree as "chiropractic, dentistry, law, medicine, optometry, osteopathic medicine, pharmacy, podiatry, theology, or veterinary medicine."

Instrument code: ((KBNEWEN = 1 or (KBNEWEN in (-9 0 2) and KBANY = 1)) and (KCDGPR ne 1 or (KCDGPR = 1 and KCDGPRT not in (28 29)) or (KCDGPR = 1 and KCDGPRT in (28, 29) and (KCDGBA ne 1 and KCDG5BA ne 1 and KCDGAS ne 1 and KCDGCE ne 1 and KCDGUND ne 1 and KCDGDR ne 1 and KCDGPB ne 1 and KCDGMA ne 1 and KCDGPM ne 1 and KCDGGNG ne 1))))

Recode note: 1) If KBERN* = 2 then KCDBLMAJ = 0. 2) If (KCDGUND = 1 and KCDGBA=0 and KCDGPM= 0 and KCDGAS = 0 and KCDGCE = 0 and KCDGPR = 0 and KCDGMA = 0 and KCDGDR =0 and KCDGPB = 0 and KCDG5BA = 0) or (KCDGGNG = 1 and KCDGBA=0 and KCDGPM= 0 and KCDGAS = 0 and KCDGCE = 0 and KCDGPR = 0 and KCDGMA = 0 and KCDGDR =0 and KCDGPB = 0 and KCDG5BA = 0) then KCDBLMAJ = 0) If KCDGPR = 1 and 19<=KCDGPRT<=27 then KCDBLMAJ = 1.

Perturbation procedures were applied to this and other variables to protect against disclosure of individual information.

Sources: BPS:04/06 full-scale student interview

KCMAJ1A

[TCURENR = 1]

What is your current [{if KCDBLMAJ = 2} primary] major or field of study at [Primary school]?

(if DEGSTAT = 4)

Please refer to your current enrollment at [Primary school], not the enrollment related to your [DEGTYPE].

[TCURENR = 0]

What was your [{if KCDBLMAJ = 2} primary] major or field of study at [Primary school] when you were last enrolled there?

(if DEGSTAT = 4)

Please refer to your most recent enrollment at [Primary school], not the enrollment related to your [DEGTYPE].

Applies to: Respondents who have been enrolled at some point since the 2003–2004 school year and (not working on a professional degree or (who are not working on professional degrees and another degree and did not describe their specific professional degree as "chiropractic, dentistry, law, medicine, optometry, osteopathic medicine, pharmacy, podiatry, theology, or veterinary medicine"))

Instrument code: ((KBNEWEN = 1 or (KBNEWEN in (-9 0 2) and KBANY = 1)) AND KCDGPR ne 1) OR (((KBNEWEN = 1 or (KBNEWEN in (-9 0 2) and KBANY = 1)) AND KCDBLMAJ in (-9 0 1 2 3) AND KCDGPR = 1 and KCDGPRT in (28 29) and (KCDGBA ne 1 or KCDGPM ne 1 or KCDGAS ne 1 or KCDGCE ne 1 or KCDGMA ne 1 or KCDGDR ne 1 or KCDGPB ne 1 or KCDG5BA ne 1 or KCDGUND ne 1 or KCDGGNG ne 1))))

Recode note: 1) If KCDBLMAJ = 0 then KCMAJ1A = "NOT IN A DEGREE PROGRAM" 2) If KCDBLMAJ = 3 then KCMAJ1A = "UNDECLARED"

Perturbation procedures were applied to this and other variables to protect against disclosure of individual information.

Sources: BPS:04/06 full-scale student interview

KCMAJ2A

[If TCURENR = 1]

What is your secondary major or field of study at [Primary school]?

(Please do not include a minor.)

[If TCURENR = 0]

What was your secondary major or field of study at [Primary school]?

(Please do not include a minor.)

Applies to: Respondents who have been enrolled at some point since the 2003–2004 school year who did not declare only one major.

Instrument code: (KBNEWEN = 1 or (KBNEWEN in (-9 0 2) and KBANY = 1)) and KCDBLMAJ not in (1 - 3)

Recode note: If KCDBLMAJ = 0 THEN KCMAJ2A = "NOT IN A DEGREE PROGRAM"

If KCDBLMAJ = 3 THEN KCMAJ2A = "UNDECLARED"

Perturbation procedures were applied to this and other variables to protect against disclosure of individual information.

Sources: BPS:04/06 full-scale student interview

KCMJ1C2, KCMJ2C2

[If COMPMODE ne 0]

Please bear with me while I code this...

(Use the arrow at the right side of the first dropdown box to display the general areas. Click on the desired general area to select it. Click on the desired specific discipline from the second dropdown box.)

[If COMPMODE = 0]

Please help us categorize [KCMAJ1A] using the dropdown boxes displayed.

You can scroll to display the general areas using the arrow at the right side of the first dropdown box. Please click to select the desired general area, then select your specific discipline from the second dropdown box.

- 1 = Agriculture/natural resources/related
- 2 = Architecture and related services
- 3 = Area/ethnic/cultural/gender studies
- 4 = Arts--visual and performing
- 5 = Biological and biomedical sciences
- 6 = Business/management/marketing/related
- 7 = Communication/journalism/comm tech
- 8 = Computer/info sciences/support tech
- 9 = Construction trades
- 10 = Education
- 11 = Engineering technologies/technicians
- 12 = English language and literature/letters
- 13 = Family/consumer sciences, human sciences
- 14 = Foreign languages/literature/linguistics
- 15 = Health professions/clinical sciences
- 16 = Legal professions and studies
- 17 = Library science

- 18 = Mathematics and statistics
- 19 = Mechanical/repair technologies/techs
- 20 = Multi/interdisciplinary studies
- 21 = Parks/recreation/leisure/fitness studies
- 22 = Precision production
- 23 = Cosmetology, funeral services, and culinary services
- 24 = Philosophy, religion and theology
- 25 = Physical sciences
- 26 = Psychology
- 27 = Public administration/social services
- 28 = Science technologies/technicians
- 29 = Security and protective services
- 30 = Social sciences and history (except psychology)
- 31 = Transportation and materials moving
- 32 = Other
- 33 = Liberal arts and sciences, general studies and humanities
- 98 = Not in degree program
- 99 = Undeclared

Applies to: Respondents who have been enrolled at some point since the 2003–2004 school year and (not working on a professional degree or (who are not working on professional degrees and another degree and did not describe their specific professional degree as "chiropractic, dentistry, law, medicine, optometry, osteopathic medicine, pharmacy, podiatry, theology, or veterinary medicine")

Instrument code: ((KBNEWEN = 1 or (KBNEWEN in (-9 0 2) and KBANY = 1)) AND KCDGPR ne 1) OR (((KBNEWEN = 1 or (KBNEWEN in (-9 0 2) and KBANY = 1)) AND KCDBLMAJ in (-9 0 1 2 3) AND KCDGPR = 1 and KCDGPRT in (28 29) and (KCDGBA ne 1 or KCDGPM ne 1 or KCDGAS ne 1 or KCDGCE ne 1 or KCDGMA ne 1 or KCDGDR ne 1 or KCDGPB ne 1 or KCDG5BA ne 1 or KCDGUND ne 1 or KCDGGNG ne 1)))

Recode note: 1) If KCDBLMAJ = 0 then KCMJ1C2 = 98. 2) If KCDBLMAJ = 3 then KCMJ1C2 = 99

Perturbation procedures were applied to this and other variables to protect against disclosure of individual information.

Sources: BPS:04/06 full-scale student interview

KCMJ1C4, KCMJ2C4

[If *COMPmode* = 0]

Please bear with me while I code this...

(Use the arrow at the right side of the first dropdown box to display the general areas. Click on the desired general area to select it. Click on the desired specific discipline from the second dropdown box.)

[If *COMPmode* = 0]

Please help us categorize [KCMJ1A] using the dropdown boxes displayed.

You can scroll to display the general areas using the arrow at the right side of the first dropdown box. Please click to select the desired general area, then select your specific discipline from the second dropdown box.

- 97 = No options chosen
- 98 = Not in degree program
- 99 = Undeclared
- 101 = Agriculture and related sciences
- 102 = Natural resources and conservation
- 201 = Architecture
- 202 = City/urban, community, and regional planning
- 203 = Drafting/design engineering technologies/technicians
- 204 = Architecture, planning, and related services, other
- 301 = Area, ethnic, cultural, and gender studies
- 401 = Art history, criticism and conservation
- 402 = Design and applied arts
- 403 = Drama/theatre arts and stagecraft
- 404 = Fine and studio art
- 405 = Music, general
- 406 = Music history, literature, and theory
- 407 = Visual and performing arts, other
- 408 = Commercial and advertising art
- 409 = Dance
- 410 = Film/video and photographic arts
- 411 = Crafts/craft design, folk art and artisanry
- 501 = General biology
- 502 = Biochem/biophysics/molecular biology
- 503 = Botany/plant biology
- 504 = Genetics
- 505 = Microbiological sciences and immunology
- 506 = Physiology, pathology and related sciences
- 507 = Zoology/animal biology
- 508 = Biological and biomedical sciences
- 509 = Biological and physical sciences
- 510 = Systems science and theory
- 511 = Biopsychology
- 512 = Biological/biomedical sciences, other
- 601 = Accounting and related services
- 602 = Business administration, management and operations
- 603 = Business operations support and assistant services
- 604 = Finance and financial management services

- 605 = Human resources management and services
- 606 = Marketing
- 607 = Business, management, marketing, and related support services, other
- 608 = Management information systems and services
- 609 = Real estate
- 610 = Hospitality Administration/Management
- 701 = Communication and media studies
- 702 = Communication technologies
- 703 = Journalism
- 704 = Communication/journalism/comm. tech, other
- 801 = Computer/information technology administration and management
- 802 = Computer programming
- 803 = Computer science
- 804 = Computer software and media applications
- 805 = Computer systems analysis
- 806 = Computer systems networking and telecommunications
- 807 = Data entry/microcomputer applications
- 808 = Data processing
- 809 = Information science/studies
- 810 = Computer and information sciences and support services, other
- 901 = Construction trades
- 1001 = Curriculum and instruction
- 1002 = Educational administration and supervision
- 1003 = Educational/instructional media design
- 1004 = Special education and teaching
- 1005 = Student counseling and personnel services
- 1006 = Education, other
- 1007 = Teacher education: Early childhood education and teaching
- 1008 = Teacher education: Elementary education and teaching
- 1009 = Teacher education: Secondary education and teaching
- 1010 = Teacher education: Adult and continuing education and teaching
- 1011 = Teacher education: Specific levels, other
- 1012 = Teacher education: Specific subject areas
- 1013 = Bilingual, multilingual, and multicultural education
- 1014 = Ed assessment evaluation, and research
- 1015 = Higher education/higher education administration
- 1016 = Teaching assistant/aide
- 1017 = Childcare provider/assistant
- 1018 = Physical education teaching and coaching
- 1019 = Education, other
- 1101 = Biomedical/medical engineering
- 1102 = Chemical engineering
- 1103 = Civil engineering
- 1104 = Computer engineering

1105 = Electrical, electronics and communications engineering	1525 = Veterinary medicine
1106 = Engineering technologies/technicians	1526 = Health aides/attendants/orderlies
1107 = Environmental/environmental health engineering	1527 = Dietetics and clinical nutrition services
1108 = Mechanical engineering	1528 = Health /related clinical services, other
1109 = Engineering, other	1601 = Law
1201 = Creative writing	1602 = Legal support services
1202 = American literature	1603 = General undergraduate legal studies including pre-law
1203 = English literature	1604 = Legal professions and studies, other
1204 = English language and literature/letters, others	1701 = Library science
1301 = Family and consumer sciences/human sciences	1801 = Mathematics
1302 = Family and consumer sciences/human sciences, general	1802 = Statistics
1303 = Child care and support services management	1803 = Mathematics and statistics, other
1304 = Child care provider/assistant (also under Education)	1901 = Electrical/electronics maintenance and repair technology
1305 = Apparel and textiles	1902 = Heating, air conditioning, ventilation and refrigeration maintenance
1306 = Family and consumer sciences/human sciences, other	1903 = Vehicle maintenance and repair technologies
1401 = Romance languages, literatures, and linguistics	1904 = Mechanical/repair technologies/techs, other
1402 = Spanish language and literature	2001 = Biological and physical sciences
1403 = Foreign languages/literature/linguistics, other	2002 = Systems science and theory
1501 = Health services/allied health/health sciences, general	2003 = Biopsychology
1502 = Alternative/complementary medicine/sys	2004 = Multi/interdisciplinary studies, other
1503 = Chiropractic	2101 = Parks, recreation and leisure studies
1504 = Audiology/audiologist, and hearing sciences	2102 = Health and physical education/fitness
1505 = Clinical/medical lab science/allied	2201 = Precision metal working
1506 = Dental support services/allied	2202 = Woodworking
1507 = Dentistry	2203 = Precision production, other
1508 = Health and medical administrative services	2301 = Cosmetology and related personal grooming services
1509 = Health/medical services/allied health	2302 = Funeral service and mortuary science
1510 = Health/medical technicians/technologists	2303 = Culinary arts and related services
1511 = Health/medical preparatory programs	2304 = Personal and culinary services, other
1512 = Medicine, including psychiatry	2401 = Philosophy
1513 = Mental/social health services and allied	2402 = Religion/religious studies
1514 = Clinical pastoral counseling/ patient counseling	2403 = Theology and religious vocations
1515 = Nursing/registered (RN, ASN, BSN, MSN)	2501 = Astronomy and astrophysics
1516 = Nursing science (MS, PhD)	2502 = Atmospheric sciences and meteorology
1517 = Licensed practical/vocational nurse training (LPN, LVN, Cert., Dipl., AAS)	2503 = Chemistry
1518 = Nurse/nursing assistant/aide and patient care assistant	2504 = Geological and earth sciences/geosciences
1519 = Optometry	2505 = Physics
1520 = Osteopathic medicine/osteopathy	2506 = Biological and physical science
1521 = Pharmacy/pharmaceutical sciences/admin	2507 = Systems science and theory [main CIP is Multidisc]
1522 = Podiatric medicine/podiatry	2508 = Physical sciences, other
1523 = Public health	2601 = Behavioral psychology
1524 = Rehabilitation and therapeutic professions	2602 = Clinical psychology
	2603 = Education/school psychology
	2604 = Psychology, other
	2605 = Biopsychology
	2701 = Public administration
	2702 = Social work
	2703 = Public administration and social service professions, other

- 2801 = Biology technician/biotechnology laboratory technician
 2802 = Nuclear and industrial radiologic technologies/technicians
 2803 = Physical science technologies/technicians
 2804 = Science technologies/technician, other
 2901 = Criminal justice and corrections
 2902 = Fire protection
 2903 = Security and protective services, other
 3001 = Anthropology
 3002 = Archeology
 3003 = Criminology
 3004 = Demography and population studies
 3005 = Economics
 3006 = Geography and cartography
 3007 = History
 3008 = International relations and affairs
 3009 = Political science and government
 3010 = Sociology
 3011 = Urban studies/affairs
 3012 = Social sciences, other (except psychology)
 3101 = Transportation and materials moving
 3102 = Air transportation
 3103 = Ground transportation
 3104 = Transportation and materials moving, other
 3201 = Other
 3301 = Liberal arts and sciences, general studies and humanities

Applies to: Respondents who have been enrolled at some point since the 2003–2004 school year and (not working on a professional degree or (who are not working on professional degrees and another degree and did not describe their specific professional degree as "chiropractic, dentistry, law, medicine, optometry, osteopathic medicine, pharmacy, podiatry, theology, or veterinary medicine"))

INSTRUMENT CODE: ((KBNEWEN = 1 or (KBNEWEN in (-9 0 2) and KBANY = 1)) AND KCDGPR ne 1) OR (((KBNEWEN = 1 or (KBNEWEN in (-9 0 2) and KBANY = 1)) AND KCDBLMAJ in (-9 0 1 2 3) AND KCDGPR = 1 and KCDGPRT in (28 29) and (KCDGBA ne 1 or KCDGPM ne 1 or KCDGAS ne 1 or KCDGCE ne 1 or KCDGMA ne 1 or KCDGDR ne 1 or KCDGPB ne 1 or KCDG5BA ne 1 or KCDGUND ne 1 or KCDGGNG ne 1)))

Recode note: 1) If KCDBLMAJ = 0 then KCMJ1C4 = 98. 2) If KCDBLMAJ = 3 then KCMJ1C4 = 99
 Perturbation procedures were applied to this and other variables to protect against disclosure of individual information.

Sources: BPS:04/06 full-scale student interview

KCUGYR

Undergraduate level last term

[If TCURENR = 1]

What is your year or level at [Primary school]?

[If TCURENR = 0]

What was your year or level during your most recent term at [Primary school]?

1 = First year or freshman

2 = Second year or sophomore

3 = Third year or junior

4 = Fourth year or senior

5 = Fifth year or higher undergraduate

6 = Unclassified undergraduate

7 = Graduate student

Applies to: Respondents who have been enrolled at some point since the 2003–2004 school year.

Instrument code: (KBNEWEN = 1 or (KBNEWEN in (-9 0 2) and KBANY = 1))

Perturbation procedures were applied to this and other variables to protect against disclosure of individual information.

Sources: BPS:04/06 full-scale student interview

KCGPA1

GPA measured on 4.00 scale

[TCURENR = 1]

Is your grade point average (GPA) at [Primary school] measured on a 4.00 scale?

[TCURENR = 0]

Was your grade point average (GPA) at [Primary school] measured on a 4.00 scale?

1 = Yes

2 = No, it is measured on another grading scale

3 = No, school does not award grades

4 = Yes, but no GPA yet

Applies to: Respondents who have been enrolled at some point since the 2003–2004 school year.

Instrument code: (KBNEWEN = 1 or (KBNEWEN in (-9 0 2) and KBANY = 1))

Perturbation procedures were applied to this and other variables to protect against disclosure of individual information.

Sources: BPS:04/06 full-scale student interview

KCGPA

Cumulative GPA

[If TCURENR = 1]

What is your cumulative GPA at [Primary school]?

[If TCURENR = 0]

What was your cumulative GPA at [Primary school] through the end of your most recent term there?

Range: 0.00 to 4.00

Applies to: Respondents who have been enrolled at some point since the 2003–2004 school year who were graded on a 4.0 GPA scale.

Instrument code: (KBNEWEN = 1 or (KBNEWEN in (-9 0 2) and KBANY = 1)) and KCGPA1 = 1

Perturbation procedures were applied to this and other variables to protect against disclosure of individual information.

Sources: BPS:04/06 full-scale student interview

KCGPAEST

Estimate of GPA

Which of the following would you say best describes your grade point average at [Primary school] through the end of your most recent term there?

1 = Mostly A's (3.75 and above)

2 = A's and B's (3.25-3.74)

3 = Mostly B's (2.75-3.24)

4 = B's and C's (2.25-2.74)

5 = Mostly C's (1.75-2.24)

6 = C's and D's (1.25-1.74)

7 = Mostly D's or below (below 1.24)

8 = Don't know

Applies to: Respondents who have been enrolled at some point since the 2003–2004 school year who were graded on a scale other than 4.0.

Instrument code: (KBNEWEN = 1 or (KBNEWEN in (-9 0 2) and KBANY = 1)) and (KCGPA1 not in (1 3 4) or (KCGPA1 = 1 and KCGPA = -9))

Perturbation procedures were applied to this and other variables to protect against disclosure of individual information.

Sources: BPS:04/06 full-scale student interview

KCDROP

Ever while enrolled: withdrawn from course after deadline

[If TCURENR = 1]

While enrolled at [Primary school], have you ever...

[If TCURENR = 0]

While enrolled at [Primary school], did you ever...

[Withdraw/withdrawn] from a course after the normal drop/add deadline.

0 = No

1 = Yes

Applies to: Respondents who have been enrolled at some point since the 2003–2004 school year.

Instrument code: (KBNEWEN = 1 or (KBNEWEN in (-9 0 2) and KBANY = 1))

Perturbation procedures were applied to this and other variables to protect against disclosure of individual information.

Sources: BPS:04/06 full-scale student interview

KCINCOMP

Ever while enrolled: receive grade of incomplete

[If TCURENR = 1]

While enrolled at [Primary school], have you ever...

[If TCURENR = 0]

While enrolled at [Primary school], did you ever...

[Receive/received] a grade of incomplete.

0 = No

1 = Yes

Applies to: Respondents who have been enrolled at some point since the 2003–2004 school year.

Instrument code: (KBNEWEN = 1 or (KBNEWEN in (-9 0 2) and KBANY = 1))

Perturbation procedures were applied to this and other variables to protect against disclosure of individual information.

Sources: BPS:04/06 full-scale student interview

KCRPT

Ever while enrolled: repeat course for higher grade

[If TCURENR = 1]

While enrolled at [Primary school], have you ever...

[If TCURENR = 0]

While enrolled at [Primary school], did you ever...

[Repeat/Repeated] a course for a higher grade.

0 = No

1 = Yes

Applies to: Respondents who have been enrolled at some point since the 2003–2004 school year.

Instrument code: (KBNEWEN = 1 or (KBNEWEN in (-9 0 2) and KBANY = 1))

Perturbation procedures were applied to this and other variables to protect against disclosure of individual information.

Sources: BPS:04/06 full-scale student interview

KCADVSR

Frequency while enrolled: talk with faculty outside class

[If TCURENR = 1]

Please indicate whether you participate in the following activities never, sometimes, or often.

While enrolled at [Primary school], how often do you...

[If TCURENR = 0]

Please indicate whether you participated in the following activities never, sometimes, or often.

While you were enrolled at [Primary school], how often did you...

Talk with faculty about academic matters, outside of class time

(including e-mail).

0 = Never

1 = Sometimes

2 = Often

Applies to: Respondents who have been enrolled at some point since the 2003–2004 school year.

Instrument code: (KBNEWEN = 1 or (KBNEWEN in (-9 0 2) and KBANY = 1))

Perturbation procedures were applied to this and other variables to protect against disclosure of individual information.

Sources: BPS:04/06 full-scale student interview

KCACDMTG

Frequency while enrolled: meet with advisor

[If TCURENR = 1]

Please indicate whether you participate in the following activities never, sometimes, or often.

While enrolled at [Primary school], how often do you...

[If TCURENR = 0]

Please indicate whether you participated in the following activities never, sometimes, or often.

While you were enrolled at [Primary school], how often did you...

Meet with advisor concerning academic plans.

0 = Never

1 = Sometimes

2 = Often

Applies to: Respondents who have been enrolled at some point since the 2003–2004 school year.

Instrument code: (KBNEWEN = 1 or (KBNEWEN in (-9 0 2) and KBANY = 1))

Perturbation procedures were applied to this and other variables to protect against disclosure of individual information.

Sources: BPS:04/06 full-scale student interview

KCSOCIAL

Frequency while enrolled: social contact with faculty

[If TCURENR = 1]

Please indicate whether you participate in the following activities never, sometimes, or often.

While enrolled at [Primary school], how often do you...

[If TCURENR = 0]

Please indicate whether you participated in the following activities never, sometimes, or often.

While you were enrolled at [Primary school], how often did you...

Have informal or social contacts with faculty members outside of classrooms and offices.

0 = Never

1 = Sometimes

2 = Often

Applies to: Respondents who have been enrolled at some point since the 2003–2004 school year.

Instrument code: (KBNEWEN = 1 or (KBNEWEN in (-9 0 2) and KBANY = 1))

Perturbation procedures were applied to this and other variables to protect against disclosure of individual information.

Sources: BPS:04/06 full-scale student interview

KCSTDYGP

Frequency while enrolled: attend study groups

[If TCURENR = 1]

Please indicate whether you participate in the following activities never, sometimes, or often.

While enrolled at [Primary school], how often do you...

[If TCURENR = 0]

Please indicate whether you participated in the following activities never, sometimes, or often.

While you were enrolled at [Primary school], how often did you...

Attend study groups outside of the classroom

0 = Never

1 = Sometimes

2 = Often

Applies to: Respondents who have been enrolled at some point since the 2003–2004 school year.

Instrument code: (KBNEWEN = 1 or (KBNEWEN in (-9 0 2) and KBANY = 1))

Perturbation procedures were applied to this and other variables to protect against disclosure of individual information.

Sources: BPS:04/06 full-scale student interview

KCCLUBS

Frequency while enrolled: participate in school clubs
[If TCURENR = 1]

Please indicate whether you participate in the following activities never, sometimes, or often.

While enrolled at [Primary school], how often do you...
[If TCURENR = 0]

Please indicate whether you participated in the following activities never, sometimes, or often.

While you were enrolled at [Primary school], how often did you...

Participate in school clubs

- 0 = Never
- 1 = Sometimes
- 2 = Often

Applies to: Respondents who have been enrolled at some point since the 2003–2004 school year.

Instrument code: (KBNEWEN = 1 or (KBNEWEN in (-9 0 2) and KBANY = 1))

Perturbation procedures were applied to this and other variables to protect against disclosure of individual information.

Sources: BPS:04/06 full-scale student interview

KCARTS

Frequency while enrolled: attend fine art activities
[If TCURENR = 1]

Please indicate whether you participate in the following activities never, sometimes, or often.

While enrolled at [Primary school], how often do you...
[If TCURENR = 0]

Please indicate whether you participated in the following activities never, sometimes, or often.

While you were enrolled at [Primary school], how often did you...

Attend music, choir, drama, or other fine arts activities

- 0 = Never
- 1 = Sometimes
- 2 = Often

Applies to: Respondents who have been enrolled at some point since the 2003–2004 school year.

Instrument code: (KBNEWEN = 1 or (KBNEWEN in (-9 0 2) and KBANY = 1))

Perturbation procedures were applied to this and other variables to protect against disclosure of individual information.

Sources: BPS:04/06 full-scale student interview

KCVARSPT

Frequency while enrolled: participate in sports
[If TCURENR = 1]

Please indicate whether you participate in the following activities never, sometimes, or often.

While enrolled at [Primary school], how often do you...
[If TCURENR = 0]

Please indicate whether you participated in the following activities never, sometimes, or often.

While you were enrolled at [Primary school], how often did you...

Participate in varsity, intramural, or club sports

- 0 = Never
- 1 = Sometimes
- 2 = Often

Applies to: Respondents who have been enrolled at some point since the 2003–2004 school year.

Instrument code: (KBNEWEN = 1 or (KBNEWEN in (-9 0 2) and KBANY = 1))

Perturbation procedures were applied to this and other variables to protect against disclosure of individual information.

Sources: BPS:04/06 full-scale student interview

KCSCHRES

Residence while enrolled

[If TCURENR = 1]

While enrolled at [Primary school], do you live on campus, with your parent(s) or guardian(s), or some place else?

[If TCURENR = 0]

When you were last enrolled at [Primary school], did you live on campus, with your parent(s) or guardian(s), or some place else?

- 1 = On-campus or in other, school-provided housing
- 2 = With parent(s)/guardian(s)
- 3 = Some place else (off campus)

Applies to: Respondents who have been enrolled at some point since the 2003–2004 school year.

Instrument code: (KBNEWEN = 1 or (KBNEWEN in (-9 0 2) and KBANY = 1))

Perturbation procedures were applied to this and other variables to protect against disclosure of individual information.

Sources: BPS:04/06 full-scale student interview

KCPARDEC

Parents deceased

[If TCURENR = 1]

While enrolled at [Primary school], do you live on campus, with your parent(s) or guardian(s), or some place else?

[If TCURENR = 0]

When you were last enrolled at [Primary school], did you live on campus, with your parent(s) or guardian(s), or some place else?

Please check here if both of your parents/guardians are deceased

0 = No

1 = Yes

Applies to: Respondents who have been enrolled at some point since the 2003–2004 school year.

Instrument code: (KBNEWEN = 1 or (KBNEWEN in (-9 0 2) and KBANY = 1))

Perturbation procedures were applied to this and other variables to protect against disclosure of individual information.

Sources: BPS:04/06 full-scale student interview

KCDISTNC

Distance in miles from primary school to home

[If TCURENR = 1]

How far (in miles) is [Primary school] from your permanent home?

[If TCURENR = 0]

How far (in miles) was [Primary school] from your permanent home when you were most recently enrolled?

Mile(s)

Applies to: Respondents who have been enrolled at some point since the 2003–2004 school year.

Instrument code: (KBNEWEN = 1 or (KBNEWEN in (-9 0 2) and KBANY = 1))

Perturbation procedures were applied to this and other variables to protect against disclosure of individual information.

Sources: BPS:04/06 full-scale student interview

KCNUMJOB

Number of jobs during last term of enrollment

[If TCURENR = 1]

The next few questions focus on any jobs you have for pay while enrolled at [Primary school].

How many jobs are you currently working for pay -- none, one, or more than one?

[If TCURENR = 0]

The next few questions focus on any jobs you had for pay during your last term of enrollment at [Primary school].

How many jobs for pay did you have at that time -- none, one, or more than one?

Job(s)

0 = None

1 = One

2 = More than one

Applies to: Respondents who have been enrolled at some point since the 2003–2004 school year.

Instrument code: (KBNEWEN = 1 or (KBNEWEN in (-9 0 2) and KBANY = 1))

Perturbation procedures were applied to this and other variables to protect against disclosure of individual information.

Sources: BPS:04/06 full-scale student interview

KCONOFF

Job on or off campus

[If KCNUMJOB = 1 and TCURENR = 1]

Is your job located primarily on or off campus?

[If KCNUMJOB > 1 and TCURENR = 1]

Since you have more than one job at a time, please refer to the one at which you work the most hours.

Is your job located primarily on or off campus?

[If KCNUMJOB = 1 and TCURENR = 0]

Was your job located primarily on or off campus?

[If KCNUMJOB > 1 and TCURENR = 0]

Since you had more than one job at a time, please refer to the one at which you worked the most hours.

Was your job located primarily on or off campus?

1 = On campus

2 = Off campus

3 = Both on and off campus

Applies to: Respondents who have been enrolled at some point since the 2003–2004 school year and who worked while enrolled.

Instrument code: (KBNEWEN = 1 or (KBNEWEN in (-9 0 2) and KBANY = 1)) and KCNUMJOB > 0

Perturbation procedures were applied to this and other variables to protect against disclosure of individual information.

Sources: BPS:04/06 full-scale student interview

KCSCHJOB

Type of job

[If COMPMODE = 0]

[If KCCNUMJOB = 1 and TCURENR = 1]

Which of the following best describes your job?

[If KCCNUMJOB = 2 and TCURENR = 1]

Which of the following best describes your primary job?

[If KCCNUMJOB = 1 and TCURENR = 0]

Which of the following best describes the job you had when you were last enrolled at [Primary school]?

[If KCCNUMJOB = 2 and TCURENR = 0]

Which of the following best describes your primary job when you were last enrolled at [Primary school]?

[IF COMPMODE ne 0]

[If KCCNUMJOB = 1 and TCURENR = 1]

Which of the following best describes your job? Do you...

[If KCCNUMJOB = 2 and TCURENR = 1]

Which of the following best describes your primary job?

Do you...

[If KCCNUMJOB = 1 and TCURENR = 0]

Which of the following best describes the job you had when you were last enrolled at [Primary school]?

Did you...

[If KCCNUMJOB = 2 and TCURENR = 0]

Which of the following best describes your primary job when you were last enrolled at [Primary school]?

Did you...

- 1 = My job is with a private employer
- 2 = I have a work study job
- 3 = I have a paid assistantship
- 4 = I have cooperative employment
- 5 = I have a paid practicum
- 6 = I work for [Primary school]
- 7 = Other

Applies to: Respondents who have been enrolled at some point since the 2003–2004 school year and who worked while enrolled.

Instrument code: (KBNEWEN = 1 or (KBNEWEN in (-9 0 2) and KBANY = 1)) and KCCNUMJOB > 0
 Perturbation procedures were applied to this and other variables to protect against disclosure of individual information.

Sources: BPS:04/06 full-scale student interview

KCEMPTY

Type of employer

[If TCURENR = 1]

In your job, do you work for...

[If TCURENR = 0]

In your job, did you work for...

- 1 = [Primary school]
- 2 = A for-profit company
- 3 = A nonprofit organization
- 4 = A local, state, or federal government
- 5 = The military (including civilian employees of the military)
- 6 = None of the above; I am self-employed

Applies to: Respondents who have been enrolled at some point since the 2003–2004 school year and who worked while enrolled.

Instrument code: (KBNEWEN = 1 or (KBNEWEN in (-9 0 2) and KBANY = 1)) and KCCNUMJOB > 0

Recode note: If KCSCHJOB = 6 then KCEMPTY = 1
 Perturbation procedures were applied to this and other variables to protect against disclosure of individual information.

Sources: BPS:04/06 full-scale student interview

KCRELMAJ

Job related to major

[If TCURENR = 1]

Would you say your job is related to your major or field of study at [Primary school]?

[If TCURENR = 0]

Would you say your job was related to your major or field of study at [Primary school]?

- 0 = No
- 1 = Yes

Applies to: Respondents who have been enrolled at some point since the 2003–2004 school year and worked while enrolled and -declared at least one major or were working on professional degrees and another degree(s) and did not describe their specific professional degree as "chiropractic, dentistry, law, medicine, optometry, osteopathic medicine, pharmacy, podiatry, theology, or veterinary medicine."

Instrument code: (KBNEWEN = 1 or (KBNEWEN in (-9 0 2) and KBANY = 1)) and KCCNUMJOB > 0 and (KCDBLMAJ in (1 2) or (KCDBLMAJ = -3 and KCDGPR = 1))

Perturbation procedures were applied to this and other variables to protect against disclosure of individual information.

Sources: BPS:04/06 full-scale student interview

KCRELCRS

Job related to coursework

[If TCURENR = 1]

Would you say your job is related to your coursework at [Primary school]?

[If TCURENR = 0]

Would you say your job was related to your coursework at [Primary school]?

0 = No

1 = Yes

Applies to: Respondents who have been enrolled at some point since the 2003–2004 school year, who worked while enrolled and did not declare at least one major.

Instrument code: (KBNEWEN = 1 or (KBNEWEN in (-9 0 2) and KBANY = 1)) and KCCNUMJOB > 0 and KCDBLMAJ in (0 3)

Perturbation procedures were applied to this and other variables to protect against disclosure of individual information.

Sources: BPS:04/06 full-scale student interview

KCERNAMT

Amount earned during school year

[If KCCNUMJOB = 1 and TCURENR = 1]

How much have you earned from your job during the 2005–2006 school year?

Please exclude summer employment unless you were enrolled during the summer.

[If KCCNUMJOB > 1 and TCURENR = 1]

How much have you earned from all your jobs during the 2005–2006 school year?

Please exclude summer employment unless you were enrolled during the summer.

[If KCCNUMJOB = 1 and TCURENR = 0]

How much did you earn from the job you held during the last school year you were enrolled at [Primary school]?

Please exclude summer employment unless you were enrolled during the summer.

[If KCCNUMJOB gt 1 and TCURENR = 0]

How much did you earn from all the jobs you held during the last school year you were enrolled at [Primary school]?

Please exclude summer employment unless you were enrolled during the summer.

Applies to: Respondents who have been enrolled at some point since the 2003–2004 school year and who worked while enrolled.

Instrument code: (KBNEWEN = 1 or (KBNEWEN in (-9 0 2) and KBANY = 1)) and KCCNUMJOB > 0

Perturbation procedures were applied to this and other variables to protect against disclosure of individual information.

Sources: BPS:04/06 full-scale student interview

KCEARNT

Time frame for school year earnings

[If KCCNUMJOB = 1 and TCURENR = 1]

How much have you earned from your job during the 2005–2006 school year?

Please exclude summer employment unless you were enrolled during the summer.

[If KCCNUMJOB > 1 and TCURENR = 1]

How much have you earned from all your jobs during the 2005–2006 school year?

Please exclude summer employment unless you were enrolled during the summer.

[If KCCNUMJOB = 1 and TCURENR = 0]

How much did you earn from the job you held during the last school year you were enrolled at [Primary school]?

Please exclude summer employment unless you were enrolled during the summer.

[If KCCNUMJOB gt 1 and TCURENR = 0]

How much did you earn from all the jobs you held during the last school year you were enrolled at [Primary school]?

Please exclude summer employment unless you were enrolled during the summer.

1 = For the entire school year

2 = Per term/semester

3 = Per month

4 = Per week

5 = Per hour

Applies to: Respondents who have been enrolled at some point since the 2003–2004 school year and who worked while enrolled.

Instrument code: (KBNEWEN = 1 or (KBNEWEN in (-9 0 2) and KBANY = 1)) and KCCNUMJOB > 0

Perturbation procedures were applied to this and other variables to protect against disclosure of individual information.

Sources: BPS:04/06 full-scale student interview

KCERNS

Number of months or terms worked

[If TCURENR = 1]

How many [KCEARNT] will you have worked while you were enrolled at [Primary school] during the 2005–2006 school year?

Please exclude summer employment unless you were enrolled during the summer.

[If TCURENR = 0]

About how many [KCEARNT] did you work during the last school year in which you were enrolled at [Primary school]?

Please exclude summer employment unless you were enrolled during the summer.

Applies to: Respondents who have been enrolled at some point since the 2003–2004 school year, who worked while enrolled and reported their earnings in terms of months or semesters.

Instrument code: (KBNEWEN = 1 or (KBNEWEN in (-9 0 2) and KBANY = 1)) and KCCNUMJOB > 0 and KCEARNT in (2 3)

Perturbation procedures were applied to this and other variables to protect against disclosure of individual information.

Sources: BPS:04/06 full-scale student interview

KCHOURS

Hours worked weekly when last enrolled

[If KCCNUMJOB = 1 and TCURENR = 1]

While enrolled at [Primary school], how many hours do you work per week (on average)?

Please exclude summer hours if you were not enrolled during the summer.

[If KCCNUMJOB > 1 and TCURENR = 1]

While enrolled at [Primary school], how many hours do you work per week (on average) at all your jobs?

Please exclude summer hours if you were not enrolled during the summer.

[If KCCNUMJOB = 1 and TCURENR = 0]

During your last term of enrollment at [Primary school], how many hours did you work per week (on average)?

Please exclude summer hours if you were not enrolled during the summer.

[If KCCNUMJOB > 1 and TCURENR = 0]

During your last term of enrollment at [Primary school], how many hours did you work per week (on average) at all your jobs ?

Please exclude summer hours if you were not enrolled during the summer.

Hours

Applies to: Respondents who have been enrolled at some point since the 2003–2004 school year and who worked while enrolled.

Instrument code: (KBNEWEN = 1 or (KBNEWEN in

(-9 0 2) and KBANY = 1)) and KCCNUMJOB > 0

Perturbation procedures were applied to this and other variables to protect against disclosure of individual information.

Sources: BPS:04/06 full-scale student interview

KCWKSWK

Proportion of weeks worked while enrolled

[If TCURENR = 1]

Would you say you work during all the weeks you are enrolled, most of them, half of them, or less than half?

[If TCURENR = 0]

Would you say you worked during all the weeks you were enrolled, most of them, half of them, or less than half?

1 = All

2 = Most

3 = Half

4 = Less than half

Applies to: Respondents who have been enrolled at some point since the 2003–2004 school year, who worked while enrolled and reported positive earnings in weeks or hours.

Instrument code: (KBNEWEN = 1 or (KBNEWEN in (-9 0 2) and KBANY = 1)) and KCCNUMJOB > 0 and KCERNAMT > 0 and KCEARNT in (4 5)

Perturbation procedures were applied to this and other variables to protect against disclosure of individual information.

Sources: BPS:04/06 full-scale student interview

KCTOTERN

Total earnings: section c

If KCEARNT = 1 THEN KCTOTERN =

KCERNAMT;

If KCEARNT = 2 AND 1 <= KCERNS <= 4 THEN KCTOTERN =

KCERNAMT * KCERNS

If KCEARNT = 3 AND 1 <= KCERNS <= 12 THEN KCTOTERN =

KCERNAMT * KCERNS

If KCEARNT = 4 AND 1 <= KCERNS <= 52 THEN KCTOTERN =

KCERNAMT * KCERNS

If KCEARNT = 5 AND 1 <= KCERNS <= 3000

THEN KCTOTERN = KCERNAMT * KCERNS

Applies to: Respondents who have been enrolled at some point since the 2003–2004 school year and who worked while enrolled.

Instrument code: (KBNEWEN = 1 or (KBNEWEN in (-9 0 2) and KBANY = 1)) and KCCNUMJOB > 0

Perturbation procedures were applied to this and other variables to protect against disclosure of individual information.

Sources: BPS:04/06 full-scale student interview

KCENRWRK

Primary role while working

[If TCURENR = 1]

While enrolled at [Primary school] and working, would you say you are primarily...

[If TCURENR = 0]

While enrolled at [Primary school] and working, would you say you were primarily...

1 = A student working to meet expenses or

2 = An employee who decided to enroll in school

Applies to: Respondents who have been enrolled at some point since the 2003–2004 school year and who worked while enrolled.

Instrument code: (KBNEWEN = 1 or (KBNEWEN in (-9 0 2) and KBANY = 1)) and KCCNUMJOB > 0
Perturbation procedures were applied to this and other variables to protect against disclosure of individual information.

Sources: BPS:04/06 full-scale student interview

KCAFFORD

Afford school without working

[If TCURENR = 0]

Could you have afforded to attend school if you had not worked?

[If TCURENR = 1]

Could you afford to attend school if you were not working?

0 = No

1 = Yes

Applies to: Respondents who have been enrolled at some point since the 2003–2004 school year, who worked while enrolled and considered themselves students working to meet expenses.

Instrument code: (KBNEWEN = 1 or (KBNEWEN in (-9 0 2) and KBANY = 1)) and KCCNUMJOB > 0 and KCENRWRK = 1

Perturbation procedures were applied to this and other variables to protect against disclosure of individual information.

Sources: BPS:04/06 full-scale student interview

KCPRPAA

Help from parents: tuition and fees

[If TCURENR = 1]

Which of the following do your parent(s) or guardian(s) help you pay? (Please check all that apply.)

[If TCURENR = 0]

Which of the following did your parent(s) or guardian(s) help you pay when you were last enrolled at [Primary school]?

(Please check all that apply.)

Tuition and fees

0 = No

1 = Yes

Applies to: Respondents who have been enrolled at some point since the 2003–2004 school year, were under age 30 with both parents still living.

Instrument code: (KBNEWEN = 1 or (KBNEWEN in (-9 0 2) and KBANY = 1)) and TAGE < 30 and KCCPARDEC ne 1 and KCCPARDC2 ne 1.

Perturbation procedures were applied to this and other variables to protect against disclosure of individual information.

Sources: BPS:04/06 full-scale student interview

KCPRPAB

Help from parents: other educational expenses

[If TCURENR = 1]

Which of the following do your parent(s) or guardian(s) help you pay? (Please check all that apply.)

[If TCURENR = 0]

Which of the following did your parent(s) or guardian(s) help you pay when you were last enrolled at [Primary school]?

(Please check all that apply.)

Other educational expenses such as books and supplies

0 = No

1 = Yes

Applies to: Respondents who have been enrolled at some point since the 2003–2004 school year, were under age 30 with both parents still living.

Instrument code: (KBNEWEN = 1 or (KBNEWEN in (-9 0 2) and KBANY = 1)) and TAGE < 30 and KCCPARDEC ne 1 and KCCPARDC2 ne 1.

Perturbation procedures were applied to this and other variables to protect against disclosure of individual information.

Sources: BPS:04/06 full-scale student interview

KCPRPAC

Help from parents: housing

[If TCURENR = 1]

Which of the following do your parent(s) or guardian(s) help you pay? (Please check all that apply.)

[If TCURENR = 0]

Which of the following did your parent(s) or guardian(s) help you pay when you were last enrolled at [Primary school]?

(Please check all that apply.)

Housing costs, including utilities

0 = No

1 = Yes

Applies to: Respondents who have been enrolled at some point since the 2003–2004 school year, were under age 30 with both parents still living.

Instrument code: (KBNEWEN = 1 or (KBNEWEN in (-9 0 2) and KBANY = 1)) and TAGE < 30 and KCPARDEC ne 1 and KCPARDC2 ne 1.

Perturbation procedures were applied to this and other variables to protect against disclosure of individual information.

Sources: BPS:04/06 full-scale student interview

KCPRPAD

Help from parents: other living expenses

[If TCURENR = 1]

Which of the following do your parent(s) or guardian(s) help you pay? (Please check all that apply.)

[If TCURENR = 0]

Which of the following did your parent(s) or guardian(s) help you pay when you were last enrolled at [Primary school]?

(Please check all that apply.)

Other living expenses such as food (meal plan) and transportation

0 = No

1 = Yes

Applies to: Respondents who have been enrolled at some point since the 2003–2004 school year, were under age 30 with both parents still living.

Instrument code: (KBNEWEN = 1 or (KBNEWEN in (-9 0 2) and KBANY = 1)) and TAGE < 30 and KCPARDEC ne 1 and KCPARDC2 ne 1.

Perturbation procedures were applied to this and other variables to protect against disclosure of individual information.

Sources: BPS:04/06 full-scale student interview

KCPRPAE

Help from parents: no financial assistance

[If TCURENR = 1]

Which of the following do your parent(s) or guardian(s) help you pay? (Please check all that apply.)

[If TCURENR = 0]

Which of the following did your parent(s) or guardian(s) help you pay when you were last enrolled at [Primary school]?

(Please check all that apply.)

None of the above - no financial assistance from parents

0 = No

1 = Yes

Applies to: Respondents who have been enrolled at some point since the 2003–2004 school year, were under age 30 with both parents still living.

Instrument code: (KBNEWEN = 1 or (KBNEWEN in (-9 0 2) and KBANY = 1)) and TAGE < 30 and KCPARDEC ne 1 and KCPARDC2 ne 1.

Perturbation procedures were applied to this and other variables to protect against disclosure of individual information.

Sources: BPS:04/06 full-scale student interview

KCPARDC2

Parents deceased 2

[If TCURENR = 1]

Which of the following do your parent(s) or guardian(s) help you pay? (Please check all that apply.)

[If TCURENR = 0]

Which of the following did your parent(s) or guardian(s) help you pay when you were last enrolled at [Primary school]?

(Please check all that apply.)

None of the above - Both parents or guardians are deceased

0 = No

1 = Yes

Applies to: Respondents who have been enrolled at some point since the 2003–2004 school year, were under age 30 with both parents still living.

Instrument code: (KBNEWEN = 1 or (KBNEWEN in (-9 0 2) and KBANY = 1)) and TAGE < 30 and KCPARDEC ne 1.

Perturbation procedures were applied to this and other variables to protect against disclosure of individual information.

Sources: BPS:04/06 full-scale student interview

KCLVA

Drop: academic problems

Why did you decide to leave [Primary school]?
(Please check all that apply.)

Academic problems

0 = No

1 = Yes

Applies to: Respondents who have been enrolled at some point since the 2003–2004 school year but are not currently enrolled at [Primary school], do not plan to attend [Primary school] in the 2006–2007 school year, did not complete a degree before July 2006 and [Primary school] is not [NPSAS].

Instrument code: (KBNEWEN = 1 or (KBNEWEN in (-9 0 2) and KBANY = 1)) and TCURENR = 0 and DEGSTAT = 1 and KBPLAN* ne 1 and ([Primary school] ne [NPSAS])

Note: Prior to June 1, KCLVA applied to respondents who have been enrolled at some point since the 2003–2004 school year but are not currently enrolled at [Primary school], did not complete a degree before July 2006 and [Primary school] is not [NPSAS].

Perturbation procedures were applied to this and other variables to protect against disclosure of individual information.

Sources: BPS:04/06 full-scale student interview

KCLVB

Drop: scheduling problems

Why did you decide to leave [Primary school]?
(Please check all that apply.)

Classes not available or scheduling not convenient

0 = No

1 = Yes

Applies to: Respondents who have been enrolled at some point since the 2003–2004 school year but are not currently enrolled at [Primary school], do not plan to attend [Primary school] in the 2006–2007 school year, did not complete a degree before July 2006 and [Primary school] is not [NPSAS].

Instrument code: (KBNEWEN = 1 or (KBNEWEN in (-9 0 2) and KBANY = 1)) and TCURENR = 0 and DEGSTAT = 1 and KBPLAN* ne 1 and ([Primary school] ne [NPSAS])

Note: Prior to June 1, KCLVB applied to respondents who have been enrolled at some point since the 2003–2004 school year but are not currently enrolled at [Primary school], did not complete a degree before July 2006 and [Primary school] is not [NPSAS].

Perturbation procedures were applied to this and other variables to protect against disclosure of individual information.

Sources: BPS:04/06 full-scale student interview

KCLVC

Drop: dissatisfaction with program

Why did you decide to leave [Primary school]?
(Please check all that apply.)

Dissatisfaction with program, school, campus, or faculty

0 = No

1 = Yes

Applies to: Respondents who have been enrolled at some point since the 2003–2004 school year but are not currently enrolled at [Primary school], do not plan to attend [Primary school] in the 2006–2007 school year, did not complete a degree before July 2006 and [Primary school] is not [NPSAS].

Instrument code: (KBNEWEN = 1 or (KBNEWEN in (-9 0 2) and KBANY = 1)) and TCURENR = 0 and DEGSTAT = 1 and KBPLAN* ne 1 and ([Primary school] ne [NPSAS])

Note: Prior to June 1, KCLVC applied to respondents who have been enrolled at some point since the 2003–2004 school year but are not currently enrolled at [Primary school], did not complete a degree before July 2006 and [Primary school] is not [NPSAS].

Perturbation procedures were applied to this and other variables to protect against disclosure of individual information.

Sources: BPS:04/06 full-scale student interview

KCLVD

Drop: financial reasons

Why did you decide to leave [Primary school]?
(Please check all that apply.)

Financial reasons

0 = No

1 = Yes

Applies to: Respondents who have been enrolled at some point since the 2003–2004 school year but are not currently enrolled at [Primary school], do not plan to attend [Primary school] in the 2006–2007 school year, did not complete a degree before July 2006 and [Primary school] is not [NPSAS].

Instrument code: (KBNEWEN = 1 or (KBNEWEN in (-9 0 2) and KBANY = 1)) and TCURENR = 0 and DEGSTAT = 1 and KBPLAN* ne 1 and ([Primary school] ne [NPSAS])

Note: Prior to June 1, KCLVD applied to respondents who have been enrolled at some point since the 2003–2004 school year but are not currently enrolled at [Primary school], did not complete a degree before July 2006 and [Primary school] is not [NPSAS].

Perturbation procedures were applied to this and other variables to protect against disclosure of individual information.

Sources: BPS:04/06 full-scale student interview

KCLVE

Drop: family responsibilities

Why did you decide to leave [Primary school]?
(Please check all that apply.)

Family responsibilities

0 = No

1 = Yes

Applies to: Respondents who have been enrolled at some point since the 2003–2004 school year but are not currently enrolled at [Primary school], do not plan to attend [Primary school] in the 2006–2007 school year, did not complete a degree before July 2006 and [Primary school] is not [NPSAS].

Instrument code: (KBNEWEN = 1 or (KBNEWEN in (-9 0 2) and KBANY = 1)) and TCURENR = 0 and DEGSTAT = 1 and KBPLAN* ne 1 and ([Primary school] ne [NPSAS])

Note: Prior to June 1, KCLVE applied to respondents who have been enrolled at some point since the 2003–2004 school year but are not currently enrolled at [Primary school], did not complete a degree before July 2006 and [Primary school] is not [NPSAS].

Perturbation procedures were applied to this and other variables to protect against disclosure of individual information.

Sources: BPS:04/06 full-scale student interview

KCLVF

Drop: personal reasons

Why did you decide to leave [Primary school]?
(Please check all that apply.)

Personal reasons

0 = No

1 = Yes

Applies to: Respondents who have been enrolled at some point since the 2003–2004 school year but are not currently enrolled at [Primary school], do not plan to attend [Primary school] in the 2006–2007 school year, did not complete a degree before July 2006 and [Primary school] is not [NPSAS].

Instrument code: (KBNEWEN = 1 or (KBNEWEN in (-9 0 2) and KBANY = 1)) and TCURENR = 0 and DEGSTAT = 1 and KBPLAN* ne 1 and ([Primary school] ne [NPSAS]).

Note: Prior to June 1, KCLVF applied to respondents who have been enrolled at some point since the 2003–2004 school year but are not currently enrolled at [Primary school], did not complete a degree before July 2006 and [Primary school] is not [NPSAS].

Perturbation procedures were applied to this and other variables to protect against disclosure of individual information.

Sources: BPS:04/06 full-scale student interview

KCLVG

Drop: finished desired classes

Why did you decide to leave [Primary school]?
(Please check all that apply.)

Finished taking desired classes

0 = No

1 = Yes

Applies to: Respondents who have been enrolled at some point since the 2003–2004 school year but are not currently enrolled at [Primary school], do not plan to attend [Primary school] in the 2006–2007 school year, did not complete a degree before July 2006 and [Primary school] is not [NPSAS].

Instrument code: (KBNEWEN = 1 or (KBNEWEN in (-9 0 2) and KBANY = 1)) and TCURENR = 0 and DEGSTAT = 1 and KBPLAN* ne 1 and ([Primary school] ne [NPSAS])

Note: Prior to June 1, KCLVG applied to respondents who have been enrolled at some point since the 2003–2004 school year but are not currently enrolled at [Primary school], did not complete a degree before July 2006 and [Primary school] is not [NPSAS].

Perturbation procedures were applied to this and other variables to protect against disclosure of individual information.

Sources: BPS:04/06 full-scale student interview

KCLVH

Drop: called for military service

Why did you decide to leave [Primary school]?
(Please check all that apply.)

Called for military service

0 = No

1 = Yes

Applies to: Respondents who have been enrolled at some point since the 2003–2004 school year but are not currently enrolled at [Primary school], do not plan to attend [Primary school] in the 2006–2007 school year, did not complete a degree before July 2006 and [Primary school] is not [NPSAS].

Instrument code: (KBNEWEN = 1 or (KBNEWEN in (-9 0 2) and KBANY = 1)) and TCURENR = 0 and DEGSTAT = 1 and KBPLAN* ne 1 and ([Primary school] ne [NPSAS])

Note: Prior to June 1, KCLVH applied to respondents who have been enrolled at some point since the 2003–2004 school year but are not currently enrolled at [Primary school], did not complete a degree before July 2006 and [Primary school] is not [NPSAS].

Perturbation procedures were applied to this and other variables to protect against disclosure of individual information.

Sources: BPS:04/06 full-scale student interview

KCLVX*Drop: other*

Why did you decide to leave [Primary school]?

(Please check all that apply.)

Another reason not listed

0 = No

1 = Yes

Applies to: Respondents who have been enrolled at some point since the 2003–2004 school year but are not currently enrolled at [Primary school], do not plan to attend [Primary school] in the 2006–2007 school year, did not complete a degree before July 2006 and [Primary school] is not [NPSAS].

Instrument code: (KBNEWEN = 1 or (KBNEWEN in (-9 0 2) and KBANY = 1)) and TCURENR = 0 and DEGSTAT = 1 and KBPLAN* ne 1 and ([Primary school] ne [NPSAS])

Note: Prior to June 1, KCLVX applied to respondents who have been enrolled at some point since the 2003–2004 school year but are not currently enrolled at [Primary school], did not complete a degree before July 2006 and [Primary school] is not [NPSAS].

Perturbation procedures were applied to this and other variables to protect against disclosure of individual information.

Sources: BPS:04/06 full-scale student interview

KCUGLN*Amount borrowed for undergraduate loans*

[If TCURENR = 1]

How much have you already borrowed in student loans for your entire undergraduate education? (Please do not include any money borrowed from family or friends.)

[If TCURENR = 0]

How much did you borrow in student loans for your entire undergraduate education?

(Please do not include any money borrowed from family or friends.)

Applies to: Respondents who have been enrolled at some point since the 2003–2004 school year.

Instrument code: (KBNEWEN = 1 or (KBNEWEN in (-9 0 2) and KBANY = 1))

Perturbation procedures were applied to this and other variables to protect against disclosure of individual information.

Sources: BPS:04/06 full-scale student interview

KCUGOWE*Amount owed for undergraduate education*

How much of that amount do you still owe?

Applies to: Respondents who have been enrolled at some point since the 2003–2004 school year and borrowed money for their undergraduate education.

Instrument code: (KBNEWEN = 1 or (KBNEWEN in (-9 0 2) and KBANY = 1)) and KCUGLN > 0

Perturbation procedures were applied to this and other variables to protect against disclosure of individual information.

Sources: BPS:04/06 full-scale student interview

KCRPYST*Currently repaying any education loans*

Are you currently repaying your education loans?

1 = Yes

2 = No, my loans are paid off

3 = No

Applies to: Respondents who have been enrolled at some point since the 2003–2004 school year and still owe money for their loans.

Instrument code: (KBNEWEN = 1 or (KBNEWEN in (-9 0 2) and KBANY = 1)) and KCUGLN > 0 and KCUGOWE ne 0

Perturbation procedures were applied to this and other variables to protect against disclosure of individual information.

Sources: BPS:04/06 full-scale student interview

KCRPYAMT*Monthly payment on education loans*

How much do you pay each month on your education loans?

Applies to: Respondents who have been enrolled at some point since the 2003–2004 school year and still owe money for their loans.

Instrument code: (KBNEWEN = 1 or (KBNEWEN in (-9 0 2) and KBANY = 1)) and KCUGLN > 0 and KCUGOWE ne 0

Recode note: If KCRPYST in (2,3) then KCRPYAMT = 0.

Perturbation procedures were applied to this and other variables to protect against disclosure of individual information.

Sources: BPS:04/06 full-scale student interview

KCFAMLN

Parents helping to repay loans

Are your parents/guardians helping you to repay your education loans?

0 = No

1 = Yes

Applies to: Respondents who have been enrolled at some point since the 2003–2004 school year and are currently repaying their loans, who are under age 30 with both parents still living.

Instrument code: (KBNEWEN = 1 or (KBNEWEN in (-9 0 2) and KBANY = 1)) and KCUGLN > 0 and KCUGOWE ne 0 and KCRPYST = 1 and TAGE < 30 and KCPARDEC ne 1 and KCPARDC2 ne 1

Perturbation procedures were applied to this and other variables to protect against disclosure of individual information.

Sources: BPS:04/06 full-scale student interview

Section D: Employment

KDJSTAT

Currently employed for those not enrolled

Are you currently employed?

- 0 = No
- 1 = Yes
- 2 = No, I am waiting to report to work or temporarily laid off
- 3 = No, I am a homemaker
- 4 = No, I am disabled

Applies to: Respondents who are not currently enrolled and do not have future enrollment plans at [Primary school].

Instrument code: TCURENR = 0 and FUTENR = 0

Note: Prior to June 1, all variables in section D applied to respondents who were not currently enrolled, as well as additional conditions that specifically apply to each variable.

Perturbation procedures were applied to this and other variables to protect against disclosure of individual information.

Sources: BPS:04/06 full-scale student interview

KDJBDTY

If you have more than one job, please refer to the job at which you work the most hours when answering the next few questions.

What do you do in your job?

Applies to: Respondents who are not currently enrolled and do not have future enrollment plans at [Primary school] and are employed.

Instrument code: TCURENR = 0 and FUTENR = 0 and KDJSTAT = 1

Note: Prior to June 1, all variables in section D applied to respondents who were not currently enrolled, as well as additional conditions that specifically apply to each variable.

Perturbation procedures were applied to this and other variables to protect against disclosure of individual information.

Sources: BPS:04/06 full-scale student interview

KDJBTL

If you have more than one job, please refer to the job at which you work the most hours when answering the next few questions.

What is your job title?

Applies to: Respondents who are not currently enrolled and do not have future enrollment plans at [Primary school] and are employed.

Instrument code: TCURENR = 0 and FUTENR = 0 and KDJSTAT = 1

Note: Prior to June 1, all variables in section D applied

to respondents who were not currently enrolled, as well as additional conditions that specifically apply to each variable.

Perturbation procedures were applied to this and other variables to protect against disclosure of individual information.

Sources: BPS:04/06 full-scale student interview

KDOC2C2

[If COMPMODE = 0]

Please click on the entry in the list below that most closely describes [KDJBTL].

If an appropriate entry does not appear in the list, you may search again by changing the keywords in one of the textboxes above, and clicking on one of the "Search" buttons. If you are still unable to find your job by searching, click on the "None of these" button at the bottom of the screen.

[If COMPMODE ne 0]

Please bear with me while I code this...

- 11 = Management Occupations
- 13 = Business and Financial Operations Occupations
- 15 = Computer and Mathematical Occupations
- 17 = Architecture and Engineering Occupations
- 19 = Life, Physical, and Social Science Occupations
- 21 = Community and Social Services Occupations
- 23 = Legal Occupations
- 25 = Education, Training, and Library Occupations
- 27 = Arts, Design, Entertainment, Sports, and Media Occupations
- 29 = Healthcare Practitioners and Technical Occupations
- 31 = Healthcare Support Occupations
- 33 = Protective Service Occupations
- 35 = Food Preparation and Serving Related Occupations
- 37 = Building and Grounds Cleaning and Maintenance Occupations
- 39 = Personal Care and Service Occupations
- 41 = Sales and Related Occupations
- 43 = Office and Administrative Support Occupations
- 45 = Farming, Fishing, and Forestry Occupations
- 47 = Construction and Extraction Occupations
- 49 = Installation, Maintenance, and Repair Occupations
- 51 = Production Occupations
- 53 = Transportation and Material Moving Occupations
- 55 = Military Specific Occupations

Applies to: Respondents who are not currently enrolled and do not have future enrollment plans at [Primary school] and are employed.

Instrument code: TCURENR = 0 and FUTENR = 0 and KDJSTAT = 1

Note: Prior to June 1, all variables in section D applied to respondents who were not currently enrolled, as well as additional conditions that specifically apply to each variable.

Perturbation procedures were applied to this and other variables to protect against disclosure of individual information.

Sources: BPS:04/06 full-scale student interview

KDOC2C3

[If COMPMODE = 0]

Please click on the entry in the list below that most closely describes [KDJBTL].

If an appropriate entry does not appear in the list, you may search again by changing the keywords in one of the textboxes above, and clicking on one of the "Search" buttons. If you are still unable to find your job by searching, click on the "None of these" button at the bottom of the screen.

[If COMPMODE ne 0]

Please bear with me while I code this...

- 111 = Top Executives
- 112 = Advertising, Marketing, Promotions, Public Relations, and Sales Managers
- 113 = Operations Specialties Managers
- 119 = Other Management Occupations
- 131 = Business Operations Specialists
- 132 = Financial Specialists
- 151 = Computer Specialists
- 152 = Mathematical Science Occupations
- 171 = Architects, Surveyors, and Cartographers
- 172 = Engineers
- 173 = Drafters, Engineering, and Mapping Technicians
- 191 = Life Scientists
- 192 = Physical Scientists
- 193 = Social Scientists and Related Workers
- 194 = Life, Physical, and Social Science Technicians
- 211 = Counselors, Social Workers, and Other Community and Social Service Specialists
- 212 = Religious Workers
- 231 = Lawyers, Judges, and Related Workers
- 232 = Legal Support Workers
- 251 = Postsecondary Teachers
- 252 = Primary, Secondary, and Special Education School Teachers
- 253 = Other Teachers and Instructors
- 254 = Librarians, Curators, and Archivists
- 259 = Other Education, Training, and Library Occupations

- 271 = Art and Design Workers
- 272 = Entertainers and Performers, Sports and Related Workers
- 273 = Media and Communication Workers
- 274 = Media and Communication Equipment Workers
- 291 = Health Diagnosing and Treating Practitioners
- 292 = Health Technologists and Technicians
- 299 = Other Healthcare Practitioners and Technical Occupations
- 311 = Nursing, Psychiatric, and Home Health Aides
- 312 = Occupational and Physical Therapist Assistants and Aides
- 319 = Other Healthcare Support Occupations
- 331 = First-Line Supervisors/Managers, Protective Service Workers
- 332 = Fire Fighting and Prevention Workers
- 333 = Law Enforcement Workers
- 339 = Other Protective Service Workers
- 351 = Supervisors, Food Preparation and Serving Workers
- 352 = Cooks and Food Preparation Workers
- 353 = Food and Beverage Serving Workers
- 359 = Other Food Preparation and Serving Related Workers
- 371 = Supervisors, Building and Grounds Cleaning and Maintenance Workers
- 372 = Building Cleaning and Pest Control Workers
- 373 = Grounds Maintenance Workers
- 391 = Supervisors, Personal Care and Service Workers
- 392 = Animal Care and Service Workers
- 393 = Entertainment Attendants and Related Workers
- 394 = Funeral Service Workers
- 395 = Personal Appearance Workers
- 396 = Transportation, Tourism, and Lodging Attendants
- 399 = Other Personal Care and Service Workers
- 411 = Supervisors, Sales Workers
- 412 = Retail Sales Workers
- 413 = Sales Representatives, Services
- 414 = Sales Representatives, Wholesale and Manufacturing
- 419 = Other Sales and Related Workers
- 431 = Supervisors, Office and Administrative Support Workers
- 432 = Communications Equipment Operators
- 433 = Financial Clerks
- 434 = Information and Record Clerks
- 435 = Material Recording, Scheduling, Dispatching, and Distributing Workers
- 436 = Secretaries and Administrative Assistants
- 439 = Other Office and Administrative Support Workers

- 451 = Supervisors, Farming, Fishing, and Forestry Workers
 452 = Agricultural Workers
 453 = Fishing and Hunting Workers
 454 = Forest, Conservation, and Logging Workers
 471 = Supervisors, Construction and Extraction Workers
 472 = Construction Trades Workers
 473 = Helpers, Construction Trades
 474 = Other Construction and Related Workers
 475 = Extraction Workers
 491 = Supervisors of Installation, Maintenance, and Repair Workers
 492 = Electrical and Electronic Equipment Mechanics, Installers, and Repairers
 493 = Vehicle and Mobile Equipment Mechanics, Installers, and Repairers
 499 = Other Installation, Maintenance, and Repair Occupations
 511 = Supervisors, Production Workers
 512 = Assemblers and Fabricators
 513 = Food Processing Workers
 514 = Metal Workers and Plastic Workers
 515 = Printing Workers
 516 = Textile, Apparel, and Furnishings Workers
 517 = Woodworkers
 518 = Plant and System Operators
 519 = Other Production Occupations
 531 = Supervisors, Transportation and Material Moving Workers
 532 = Air Transportation Workers
 533 = Motor Vehicle Operators
 534 = Rail Transportation Workers
 535 = Water Transportation Workers
 536 = Other Transportation Workers
 537 = Material Moving Workers
 551 = Military Officer Special and Tactical Operations Leaders/Managers
 552 = First-Line Enlisted Military Supervisor/Managers
 553 = Military Enlisted Tactical Operations and Air/Weapons Specialists and Crew Members

Applies to: Respondents who are not currently enrolled and do not have future enrollment plans at [Primary school] and are employed.

Instrument code: TCURENR = 0 and FUTENR = 0 and KDJSTAT = 1

Note: Prior to June 1, all variables in section D applied to respondents who were not currently enrolled, as well as additional conditions that specifically apply to each variable.

Perturbation procedures were applied to this and other variables to protect against disclosure of individual information.

Sources: BPS:04/06 full-scale student interview

KDOC2C6

[If COMPMODE = 0]

Please click on the entry in the list below that most closely describes [KDJBTL].

If an appropriate entry does not appear in the list, you may search again by changing the keywords in one of the textboxes above, and clicking on one of the "Search" buttons. If you are still unable to find your job by searching, click on the "None of these" button at the bottom of the screen.

[If COMPMODE ne 0]

Please bear with me while I code this...

- 111011 = Chief Executives
 111021 = General and Operations Managers
 111031 = Legislators
 112011 = Advertising and Promotions Managers
 112021 = Marketing Managers
 112022 = Sales Managers
 112031 = Public Relations Managers
 113011 = Administrative Services Managers
 113021 = Computer and Information Systems Managers
 113031 = Financial Managers
 113041 = Compensation and Benefits Managers
 113042 = Training and Development Managers
 113049 = Human Resources Managers, All Other
 113051 = Industrial Production Managers
 113061 = Purchasing Managers
 113071 = Transportation, Storage, and Distribution Managers
 119011 = Farm, Ranch, and Other Agricultural Managers
 119012 = Farmers and Ranchers
 119021 = Construction Managers
 119031 = Education Administrators, Preschool and Child Care Center/Program
 119032 = Education Administrators, Elementary and Secondary School
 119033 = Education Administrators, Postsecondary
 119039 = Education Administrators, All Other
 119041 = Engineering Managers
 119051 = Food Service Managers
 119061 = Funeral Directors
 119071 = Gaming Managers
 119081 = Lodging Managers
 119111 = Medical and Health Services Managers
 119121 = Natural Sciences Managers
 119131 = Postmasters and Mail Superintendents
 119141 = Property, Real Estate, and Community Association Managers
 119151 = Social and Community Service Managers
 119199 = Managers, All Other
 131011 = Agents and Business Managers of Artists, Performers, and Athletes
 131021 = Purchasing Agents and Buyers, Farm Products

131022 = Wholesale and Retail Buyers, Except Farm Products	152041 = Statisticians
131023 = Purchasing Agents, Except Wholesale, Retail, and Farm Products	152091 = Mathematical Technicians
131031 = Claims Adjusters, Examiners, and Investigators	152099 = Mathematical Scientists, All Other
131032 = Insurance Appraisers, Auto Damage	171011 = Architects, Except Landscape and Naval
131041 = Compliance Officers, Except Agriculture, Construction, Health and Safety, and Transportation	171012 = Landscape Architects
131051 = Cost Estimators	171021 = Cartographers and Photogrammetrists
131061 = Emergency Management Specialists	171022 = Surveyors
131071 = Employment, Recruitment, and Placement Specialists	172011 = Aerospace Engineers
131072 = Compensation, Benefits, and Job Analysis Specialists	172021 = Agricultural Engineers
131073 = Training and Development Specialists	172031 = Biomedical Engineers
131079 = Human Resources, Training, and Labor Relations Specialists, All Other	172041 = Chemical Engineers
131081 = Logisticians	172051 = Civil Engineers
131111 = Management Analysts	172061 = Computer Hardware Engineers
131121 = Meeting and Convention Planners	172071 = Electrical Engineers
131199 = Business Operations Specialists, All Other	172072 = Electronics Engineers, Except Computer
132011 = Accountants and Auditors	172081 = Environmental Engineers
132021 = Appraisers and Assessors of Real Estate	172111 = Health and Safety Engineers, Except Mining Safety Engineers and Inspectors
132031 = Budget Analysts	172112 = Industrial Engineers
132041 = Credit Analysts	172121 = Marine Engineers and Naval Architects
132051 = Financial Analysts	172131 = Materials Engineers
132052 = Personal Financial Advisors	172141 = Mechanical Engineers
132053 = Insurance Underwriters	172151 = Mining and Geological Engineers, Including Mining Safety Engineers
132061 = Financial Examiners	172161 = Nuclear Engineers
132071 = Loan Counselors	172171 = Petroleum Engineers
132072 = Loan Officers	172199 = Engineers, All Other
132081 = Tax Examiners, Collectors, and Revenue Agents	173011 = Architectural and Civil Drafters
132082 = Tax Preparers	173012 = Electrical and Electronics Drafters
132099 = Financial Specialists, All Other	173013 = Mechanical Drafters
151011 = Computer and Information Scientists, Research	173019 = Drafters, All Other
151021 = Computer Programmers	173021 = Aerospace Engineering and Operations Technicians
151031 = Computer Software Engineers, Applications	173022 = Civil Engineering Technicians
151032 = Computer Software Engineers, Systems Software	173023 = Electrical and Electronic Engineering Technicians
151041 = Computer Support Specialists	173024 = Electro-Mechanical Technicians
151051 = Computer Systems Analysts	173025 = Environmental Engineering Technicians
151061 = Database Administrators	173026 = Industrial Engineering Technicians
151071 = Network and Computer Systems Administrators	173027 = Mechanical Engineering Technicians
151081 = Network Systems and Data Communications Analysts	173029 = Engineering Technicians, Except Drafters, All Other
151099 = Computer Specialists, All Other	173031 = Surveying and Mapping Technicians
152011 = Actuaries	191011 = Animal Scientists
152021 = Mathematicians	191012 = Food Scientists and Technologists
152031 = Operations Research Analysts	191013 = Soil and Plant Scientists
	191021 = Biochemists and Biophysicists
	191022 = Microbiologists
	191023 = Zoologists and Wildlife Biologists
	191029 = Biological Scientists, All Other
	191031 = Conservation Scientists
	191032 = Foresters
	191041 = Epidemiologists
	191042 = Medical Scientists, Except Epidemiologists
	191099 = Life Scientists, All Other

192011 = Astronomers	211092 = Probation Officers and Correctional Treatment Specialists
192012 = Physicists	211093 = Social and Human Service Assistants
192021 = Atmospheric and Space Scientists	211099 = Community and Social Service Specialists, All Other
192031 = Chemists	212011 = Clergy
192032 = Materials Scientists	212021 = Directors, Religious Activities and Education
192041 = Environmental Scientists and Specialists, Including Health	212099 = Religious Workers, All Other
192042 = Geoscientists, Except Hydrologists and Geographers	231011 = Lawyers
192043 = Hydrologists	231021 = Administrative Law Judges, Adjudicators, and Hearing Officers
192099 = Physical Scientists, All Other	231022 = Arbitrators, Mediators, and Conciliators
193011 = Economists	231023 = Judges, Magistrate Judges, and Magistrates
193021 = Market Research Analysts	232011 = Paralegals and Legal Assistants
193022 = Survey Researchers	232091 = Court Reporters
193031 = Clinical, Counseling, and School Psychologists	232092 = Law Clerks
193032 = Industrial-Organizational Psychologists	232093 = Title Examiners, Abstractors, and Searchers
193039 = Psychologists, All Other	232099 = Legal Support Workers, All Other
193041 = Sociologists	251011 = Business Teachers, Postsecondary
193051 = Urban and Regional Planners	251021 = Computer Science Teachers, Postsecondary
193091 = Anthropologists and Archeologists	251022 = Mathematical Science Teachers, Postsecondary
193092 = Geographers	251031 = Architecture Teachers, Postsecondary
193093 = Historians	251032 = Engineering Teachers, Postsecondary
193094 = Political Scientists	251041 = Agricultural Sciences Teachers, Postsecondary
193099 = Social Scientists and Related Workers, All Other	251042 = Biological Science Teachers, Postsecondary
194011 = Agricultural and Food Science Technicians	251043 = Forestry and Conservation Science Teachers, Postsecondary
194021 = Biological Technicians	251051 = Atmospheric, Earth, Marine, and Space Sciences Teachers, Postsecondary
194031 = Chemical Technicians	251052 = Chemistry Teachers, Postsecondary
194041 = Geological and Petroleum Technicians	251053 = Environmental Science Teachers, Postsecondary
194051 = Nuclear Technicians	251054 = Physics Teachers, Postsecondary
194061 = Social Science Research Assistants	251061 = Anthropology and Archeology Teachers, Postsecondary
194091 = Environmental Science and Protection Technicians, Including Health	251062 = Area, Ethnic, and Cultural Studies Teachers, Postsecondary
194092 = Forensic Science Technicians	251063 = Economics Teachers, Postsecondary
194093 = Forest and Conservation Technicians	251064 = Geography Teachers, Postsecondary
194099 = Life, Physical, and Social Science Technicians, All Other	251065 = Political Science Teachers, Postsecondary
211011 = Substance Abuse and Behavioral Disorder Counselors	251066 = Psychology Teachers, Postsecondary
211012 = Educational, Vocational, and School Counselors	251067 = Sociology Teachers, Postsecondary
211013 = Marriage and Family Therapists	251069 = Social Sciences Teachers, Postsecondary, All Other
211014 = Mental Health Counselors	251071 = Health Specialties Teachers, Postsecondary
211015 = Rehabilitation Counselors	251072 = Nursing Instructors and Teachers, Postsecondary
211019 = Counselors, All Other	251081 = Education Teachers, Postsecondary
211021 = Child, Family, and School Social Workers	
211022 = Medical and Public Health Social Workers	
211023 = Mental Health and Substance Abuse Social Workers	
211029 = Social Workers, All Other	
211091 = Health Educators	

251082 = Library Science Teachers, Postsecondary	259041 = Teacher Assistants
251111 = Criminal Justice and Law Enforcement Teachers, Postsecondary	259099 = Education, Training, and Library Workers, All Other
251112 = Law Teachers, Postsecondary	271011 = Art Directors
251113 = Social Work Teachers, Postsecondary	271012 = Craft Artists
251121 = Art, Drama, and Music Teachers, Postsecondary	271013 = Fine Artists, Including Painters, Sculptors, and Illustrators
251122 = Communications Teachers, Postsecondary	271014 = Multi-Media Artists and Animators
251123 = English Language and Literature Teachers, Postsecondary	271019 = Artists and Related Workers, All Other
251124 = Foreign Language and Literature Teachers, Postsecondary	271021 = Commercial and Industrial Designers
251125 = History Teachers, Postsecondary	271022 = Fashion Designers
251126 = Philosophy and Religion Teachers, Postsecondary	271023 = Floral Designers
251191 = Graduate Teaching Assistants	271024 = Graphic Designers
251192 = Home Economics Teachers, Postsecondary	271025 = Interior Designers
251193 = Recreation and Fitness Studies Teachers, Postsecondary	271026 = Merchandise Displayers and Window Trimmers
251194 = Vocational Education Teachers, Postsecondary	271027 = Set and Exhibit Designers
251199 = Postsecondary Teachers, All Other	271029 = Designers, All Other
252011 = Preschool Teachers, Except Special Education	272011 = Actors
252012 = Kindergarten Teachers, Except Special Education	272012 = Producers and Directors
252021 = Elementary School Teachers, Except Special Education	272021 = Athletes and Sports Competitors
252022 = Middle School Teachers, Except Special and Vocational Education	272022 = Coaches and Scouts
252023 = Vocational Education Teachers, Middle School	272023 = Umpires, Referees, and Other Sports Officials
252031 = Secondary School Teachers, Except Special and Vocational Education	272031 = Dancers
252032 = Vocational Education Teachers, Secondary School	272032 = Choreographers
252041 = Special Education Teachers, Preschool, Kindergarten, and Elementary School	272041 = Music Directors and Composers
252042 = Special Education Teachers, Middle School	272042 = Musicians and Singers
252043 = Special Education Teachers, Secondary School	272099 = Entertainers and Performers, Sports and Related Workers, All Other
253011 = Adult Literacy, Remedial Education, and GED Teachers and Instructors	273011 = Radio and Television Announcers
253021 = Self-Enrichment Education Teachers	273012 = Public Address System and Other Announcers
253099 = Teachers and Instructors, All Other	273021 = Broadcast News Analysts
254011 = Archivists	273022 = Reporters and Correspondents
254012 = Curators	273031 = Public Relations Specialists
254013 = Museum Technicians and Conservators	273041 = Editors
254021 = Librarians	273042 = Technical Writers
254031 = Library Technicians	273043 = Writers and Authors
259011 = Audio-Visual Collections Specialists	273091 = Interpreters and Translators
259021 = Farm and Home Management Advisors	273099 = Media and Communication Workers, All Other
259031 = Instructional Coordinators	274011 = Audio and Video Equipment Technicians
	274012 = Broadcast Technicians
	274013 = Radio Operators
	274014 = Sound Engineering Technicians
	274021 = Photographers
	274031 = Camera Operators, Television, Video, and Motion Picture
	274032 = Film and Video Editors
	274099 = Media and Communication Equipment Workers, All Other
	291011 = Chiropractors
	291021 = Dentists, General
	291022 = Oral and Maxillofacial Surgeons
	291023 = Orthodontists

291024 = Prosthodontists	299011 = Occupational Health and Safety Specialists
291029 = Dentists, All Other Specialists	299012 = Occupational Health and Safety Technicians
291031 = Dietitians and Nutritionists	299091 = Athletic Trainers
291041 = Optometrists	299099 = Healthcare Practitioners and Technical Workers, All Other
291051 = Pharmacists	311011 = Home Health Aides
291061 = Anesthesiologists	311012 = Nursing Aides, Orderlies, and Attendants
291062 = Family and General Practitioners	311013 = Psychiatric Aides
291063 = Internists, General	312011 = Occupational Therapist Assistants
291064 = Obstetricians and Gynecologists	312012 = Occupational Therapist Aides
291065 = Pediatricians, General	312021 = Physical Therapist Assistants
291066 = Psychiatrists	312022 = Physical Therapist Aides
291067 = Surgeons	319011 = Massage Therapists
291069 = Physicians and Surgeons, All Other	319091 = Dental Assistants
291071 = Physician Assistants	319092 = Medical Assistants
291081 = Podiatrists	319093 = Medical Equipment Preparers
291111 = Registered Nurses	319094 = Medical Transcriptionists
291121 = Audiologists	319095 = Pharmacy Aides
291122 = Occupational Therapists	319096 = Veterinary Assistants and Laboratory Animal Caretakers
291123 = Physical Therapists	319099 = Healthcare Support Workers, All Other
291124 = Radiation Therapists	331011 = First-Line Supervisors/Managers of Correctional Officers
291125 = Recreational Therapists	331012 = First-Line Supervisors/Managers of Police and Detectives
291126 = Respiratory Therapists	331021 = First-Line Supervisors/Managers of Fire Fighting and Prevention Workers
291127 = Speech-Language Pathologists	331099 = First-Line Supervisors/Managers, Protective Service Workers, All Other
291129 = Therapists, All Other	332011 = Fire Fighters
291131 = Veterinarians	332021 = Fire Inspectors and Investigators
291199 = Health Diagnosing and Treating Practitioners, All Other	332022 = Forest Fire Inspectors and Prevention Specialists
292011 = Medical and Clinical Laboratory Technologists	333011 = Bailiffs
292012 = Medical and Clinical Laboratory Technicians	333012 = Correctional Officers and Jailers
292021 = Dental Hygienists	333021 = Detectives and Criminal Investigators
292031 = Cardiovascular Technologists and Technicians	333031 = Fish and Game Wardens
292032 = Diagnostic Medical Sonographers	333041 = Parking Enforcement Workers
292033 = Nuclear Medicine Technologists	333051 = Police and Sheriff's Patrol Officers
292034 = Radiologic Technologists and Technicians	333052 = Transit and Railroad Police
292041 = Emergency Medical Technicians and Paramedics	339011 = Animal Control Workers
292051 = Dietetic Technicians	339021 = Private Detectives and Investigators
292052 = Pharmacy Technicians	339031 = Gaming Surveillance Officers and Gaming Investigators
292053 = Psychiatric Technicians	339032 = Security Guards
292054 = Respiratory Therapy Technicians	339091 = Crossing Guards
292055 = Surgical Technologists	339092 = Lifeguards, Ski Patrol, and Other Recreational Protective Service Workers
292056 = Veterinary Technologists and Technicians	339099 = Protective Service Workers, All Other
292061 = Licensed Practical and Licensed Vocational Nurses	351011 = Chefs and Head Cooks
292071 = Medical Records and Health Information Technicians	351012 = First-Line Supervisors/Managers of Food Preparation and Serving Workers
292081 = Opticians, Dispensing	352011 = Cooks, Fast Food
292091 = Orthotists and Prosthetists	352012 = Cooks, Institution and Cafeteria
292099 = Health Technologists and Technicians, All Other	

352013 = Cooks, Private Household	395011 = Barbers
352014 = Cooks, Restaurant	395012 = Hairdressers, Hairstylists, and Cosmetologists
352015 = Cooks, Short Order	395091 = Makeup Artists, Theatrical and Performance
352019 = Cooks, All Other	395092 = Manicurists and Pedicurists
352021 = Food Preparation Workers	395093 = Shampoos
353011 = Bartenders	395094 = Skin Care Specialists
353021 = Combined Food Preparation and Serving Workers, Including Fast Food	396011 = Baggage Porters and Bellhops
353022 = Counter Attendants, Cafeteria, Food Concession, and Coffee Shop	396012 = Concierges
353031 = Waiters and Waitresses	396021 = Tour Guides and Escorts
353041 = Food Servers, Nonrestaurant	396022 = Travel Guides
359011 = Dining Room and Cafeteria Attendants and Bartender Helpers	396031 = Flight Attendants
359021 = Dishwashers	396032 = Transportation Attendants, Except Flight Attendants and Baggage Porters
359031 = Hosts and Hostesses, Restaurant, Lounge, and Coffee Shop	399011 = Child Care Workers
359099 = Food Preparation and Serving Related Workers, All Other	399021 = Personal and Home Care Aides
371011 = First-Line Supervisors/Managers of Housekeeping and Janitorial Workers	399031 = Fitness Trainers and Aerobics Instructors
371012 = First-Line Supervisors/Managers of Landscaping, Lawn Service, and Groundskeeping Workers	399032 = Recreation Workers
372011 = Janitors and Cleaners, Except Maids and Housekeeping Cleaners	399041 = Residential Advisors
372012 = Maids and Housekeeping Cleaners	399099 = Personal Care and Service Workers, All Other
372019 = Building Cleaning Workers, All Other	411011 = First-Line Supervisors/Managers of Retail Sales Workers
372021 = Pest Control Workers	411012 = First-Line Supervisors/Managers of Non- Retail Sales Workers
373011 = Landscaping and Groundskeeping Workers	412011 = Cashiers
373012 = Pesticide Handlers, Sprayers, and Applicators, Vegetation	412012 = Gaming Change Persons and Booth Cashiers
373013 = Tree Trimmers and Pruners	412021 = Counter and Rental Clerks
373019 = Grounds Maintenance Workers, All Other	412022 = Parts Salespersons
391011 = Gaming Supervisors	412031 = Retail Salespersons
391012 = Slot Key Persons	413011 = Advertising Sales Agents
391021 = First-Line Supervisors/Managers of Personal Service Workers	413021 = Insurance Sales Agents
392011 = Animal Trainers	413031 = Securities, Commodities, and Financial Services Sales Agents
392021 = Nonfarm Animal Caretakers	413041 = Travel Agents
393011 = Gaming Dealers	413099 = Sales Representatives, Services, All Other
393012 = Gaming and Sports Book Writers and Runners	414011 = Sales Representatives, Wholesale and Manufacturing, Technical and Scientific Products
393019 = Gaming Service Workers, All Other	414012 = Sales Representatives, Wholesale and Manufacturing, Except Technical and Scientific Products
393021 = Motion Picture Projectionists	419011 = Demonstrators and Product Promoters
393031 = Ushers, Lobby Attendants, and Ticket Takers	419012 = Models
393091 = Amusement and Recreation Attendants	419021 = Real Estate Brokers
393092 = Costume Attendants	419022 = Real Estate Sales Agents
393093 = Locker Room, Coatroom, and Dressing Room Attendants	419031 = Sales Engineers
393099 = Entertainment Attendants and Related Workers, All Other	419041 = Telemarketers
394011 = Embalmers	419091 = Door-To-Door Sales Workers, News and Street Vendors, and Related Workers
394021 = Funeral Attendants	419099 = Sales and Related Workers, All Other
	431011 = First-Line Supervisors/Managers of Office and Administrative Support Workers

432011 = Switchboard Operators, Including Answering Service	439011 = Computer Operators
432021 = Telephone Operators	439021 = Data Entry Keyers
432099 = Communications Equipment Operators, All Other	439022 = Word Processors and Typists
433011 = Bill and Account Collectors	439031 = Desktop Publishers
433021 = Billing and Posting Clerks and Machine Operators	439041 = Insurance Claims and Policy Processing Clerks
433031 = Bookkeeping, Accounting, and Auditing Clerks	439051 = Mail Clerks and Mail Machine Operators, Except Postal Service
433041 = Gaming Cage Workers	439061 = Office Clerks, General
433051 = Payroll and Timekeeping Clerks	439071 = Office Machine Operators, Except Computer
433061 = Procurement Clerks	439081 = Proofreaders and Copy Markers
433071 = Tellers	439111 = Statistical Assistants
434011 = Brokerage Clerks	439199 = Office and Administrative Support Workers, All Other
434021 = Correspondence Clerks	451011 = First-Line Supervisors/Managers of Farming, Fishing, and Forestry Workers
434031 = Court, Municipal, and License Clerks	451012 = Farm Labor Contractors
434041 = Credit Authorizers, Checkers, and Clerks	452011 = Agricultural Inspectors
434051 = Customer Service Representatives	452021 = Animal Breeders
434061 = Eligibility Interviewers, Government Programs	452041 = Graders and Sorters, Agricultural Products
434071 = File Clerks	452091 = Agricultural Equipment Operators
434081 = Hotel, Motel, and Resort Desk Clerks	452092 = Farmworkers and Laborers, Crop, Nursery, and Greenhouse
434111 = Interviewers, Except Eligibility and Loan	452093 = Farmworkers, Farm and Ranch Animals
434121 = Library Assistants, Clerical	452099 = Agricultural Workers, All Other
434131 = Loan Interviewers and Clerks	453011 = Fishers and Related Fishing Workers
434141 = New Accounts Clerks	453021 = Hunters and Trappers
434151 = Order Clerks	454011 = Forest and Conservation Workers
434161 = Human Resources Assistants, Except Payroll and Timekeeping	454021 = Fallers
434171 = Receptionists and Information Clerks	454022 = Logging Equipment Operators
434181 = Reservation and Transportation Ticket Agents and Travel Clerks	454023 = Log Graders and Scalers
434199 = Information and Record Clerks, All Other	454029 = Logging Workers, All Other
435011 = Cargo and Freight Agents	471011 = First-Line Supervisors/Managers of Construction Trades and Extraction Workers
435021 = Couriers and Messengers	472011 = Boilermakers
435031 = Police, Fire, and Ambulance Dispatchers	472021 = Brickmasons and Blockmasons
435032 = Dispatchers, Except Police, Fire, and Ambulance	472022 = Stonemasons
435041 = Meter Readers, Utilities	472031 = Carpenters
435051 = Postal Service Clerks	472041 = Carpet Installers
435052 = Postal Service Mail Carriers	472042 = Floor Layers, Except Carpet, Wood, and Hard Tiles
435053 = Postal Service Mail Sorters, Processors, and Processing Machine Operators	472043 = Floor Sanders and Finishers
435061 = Production, Planning, and Expediting Clerks	472044 = Tile and Marble Setters
435071 = Shipping, Receiving, and Traffic Clerks	472051 = Cement Masons and Concrete Finishers
435081 = Stock Clerks and Order Fillers	472053 = Terrazzo Workers and Finishers
435111 = Weighers, Measurers, Checkers, and Samplers, Recordkeeping	472061 = Construction Laborers
436011 = Executive Secretaries and Administrative Assistants	472071 = Paving, Surfacing, and Tamping Equipment Operators
436012 = Legal Secretaries	472072 = Pile-Driver Operators
436013 = Medical Secretaries	472073 = Operating Engineers and Other Construction Equipment Operators
436014 = Secretaries, Except Legal, Medical, and Executive	472081 = Drywall and Ceiling Tile Installers
	472082 = Tapers

472111 = Electricians	492021 = Radio Mechanics
472121 = Glaziers	492022 = Telecommunications Equipment Installers and Repairers, Except Line Installers
472131 = Insulation Workers, Floor, Ceiling, and Wall	492091 = Avionics Technicians
472132 = Insulation Workers, Mechanical	492092 = Electric Motor, Power Tool, and Related Repairers
472141 = Painters, Construction and Maintenance	492093 = Electrical and Electronics Installers and Repairers, Transportation Equipment
472142 = Paperhangers	492094 = Electrical and Electronics Repairers, Commercial and Industrial Equipment
472151 = Pipelayers	492095 = Electrical and Electronics Repairers, Powerhouse, Substation, and Relay
472152 = Plumbers, Pipefitters, and Steamfitters	492096 = Electronic Equipment Installers and Repairers, Motor Vehicles
472161 = Plasterers and Stucco Masons	492097 = Electronic Home Entertainment Equipment Installers and Repairers
472171 = Reinforcing Iron and Rebar Workers	492098 = Security and Fire Alarm Systems Installers
472181 = Roofers	493011 = Aircraft Mechanics and Service Technicians
472211 = Sheet Metal Workers	493021 = Automotive Body and Related Repairers
472221 = Structural Iron and Steel Workers	493022 = Automotive Glass Installers and Repairers
473011 = Helpers--Brickmasons, Blockmasons, Stonemasons, and Tile and Marble Setters	493023 = Automotive Service Technicians and Mechanics
473012 = Helpers--Carpenters	493031 = Bus and Truck Mechanics and Diesel Engine Specialists
473013 = Helpers--Electricians	493041 = Farm Equipment Mechanics
473014 = Helpers--Painters, Paperhangers, Plasterers, and Stucco Masons	493042 = Mobile Heavy Equipment Mechanics, Except Engines
473015 = Helpers--Pipelayers, Plumbers, Pipefitters, and Steamfitters	493043 = Rail Car Repairers
473016 = Helpers--Roofers	493051 = Motorboat Mechanics
473019 = Helpers, Construction Trades, All Other	493052 = Motorcycle Mechanics
474011 = Construction and Building Inspectors	493053 = Outdoor Power Equipment and Other Small Engine Mechanics
474021 = Elevator Installers and Repairers	493091 = Bicycle Repairers
474031 = Fence Erectors	493092 = Recreational Vehicle Service Technicians
474041 = Hazardous Materials Removal Workers	493093 = Tire Repairers and Changers
474051 = Highway Maintenance Workers	499011 = Mechanical Door Repairers
474061 = Rail-Track Laying and Maintenance Equipment Operators	499012 = Control and Valve Installers and Repairers, Except Mechanical Door
474071 = Septic Tank Servicers and Sewer Pipe Cleaners	499021 = Heating, Air Conditioning, and Refrigeration Mechanics and Installers
474091 = Segmental Pavers	499031 = Home Appliance Repairers
474099 = Construction and Related Workers, All Other	499041 = Industrial Machinery Mechanics
475011 = Derrick Operators, Oil and Gas	499042 = Maintenance and Repair Workers, General
475012 = Rotary Drill Operators, Oil and Gas	499043 = Maintenance Workers, Machinery
475013 = Service Unit Operators, Oil, Gas, and Mining	499044 = Millwrights
475021 = Earth Drillers, Except Oil and Gas	499045 = Refractory Materials Repairers, Except Brickmasons
475031 = Explosives Workers, Ordnance Handling Experts, and Blasters	499051 = Electrical Power-Line Installers and Repairers
475041 = Continuous Mining Machine Operators	499052 = Telecommunications Line Installers and Repairers
475042 = Mine Cutting and Channeling Machine Operators	
475049 = Mining Machine Operators, All Other	
475051 = Rock Splitters, Quarry	
475061 = Roof Bolters, Mining	
475071 = Roustabouts, Oil and Gas	
475081 = Helpers--Extraction Workers	
475099 = Extraction Workers, All Other	
491011 = First-Line Supervisors/Managers of Mechanics, Installers, and Repairers	
492011 = Computer, Automated Teller, and Office Machine Repairers	

499061 = Camera and Photographic Equipment Repairers	514031 = Cutting, Punching, and Press Machine Setters, Operators, and Tenders, Metal and Plastic
499062 = Medical Equipment Repairers	514032 = Drilling and Boring Machine Tool Setters, Operators, and Tenders, Metal and Plastic
499063 = Musical Instrument Repairers and Tuners	514033 = Grinding, Lapping, Polishing, and Buffing Machine Tool Setters, Operators, and Tenders, Metal and Plastic
499064 = Watch Repairers	514034 = Lathe and Turning Machine Tool Setters, Operators, and Tenders, Metal and Plastic
499069 = Precision Instrument and Equipment Repairers, All Other	514035 = Milling and Planing Machine Setters, Operators, and Tenders, Metal and Plastic
499091 = Coin, Vending, and Amusement Machine Servicers and Repairers	514041 = Machinists
499092 = Commercial Divers	514051 = Metal-Refining Furnace Operators and Tenders
499093 = Fabric Menders, Except Garment	514052 = Pourers and Casters, Metal
499094 = Locksmiths and Safe Repairers	514061 = Model Makers, Metal and Plastic
499095 = Manufactured Building and Mobile Home Installers	514062 = Patternmakers, Metal and Plastic
499096 = Riggers	514071 = Foundry Mold and Coremakers
499097 = Signal and Track Switch Repairers	514072 = Molding, Coremaking, and Casting Machine Setters, Operators, and Tenders, Metal and Plastic
499098 = Helpers--Installation, Maintenance, and Repair Workers	514081 = Multiple Machine Tool Setters, Operators, and Tenders, Metal and Plastic
499099 = Installation, Maintenance, and Repair Workers, All Other	514111 = Tool and Die Makers
511011 = First-Line Supervisors/Managers of Production and Operating Workers	514121 = Welders, Cutters, Solderers, and Brazers
512011 = Aircraft Structure, Surfaces, Rigging, and Systems Assemblers	514122 = Welding, Soldering, and Brazing Machine Setters, Operators, and Tenders
512021 = Coil Winders, Tapers, and Finishers	514191 = Heat Treating Equipment Setters, Operators, and Tenders, Metal and Plastic
512022 = Electrical and Electronic Equipment Assemblers	514192 = Lay-Out Workers, Metal and Plastic
512023 = Electromechanical Equipment Assemblers	514193 = Plating and Coating Machine Setters, Operators, and Tenders, Metal and Plastic
512031 = Engine and Other Machine Assemblers	514194 = Tool Grinders, Filers, and Sharpeners
512041 = Structural Metal Fabricators and Fitters	514199 = Metal Workers and Plastic Workers, All Other
512091 = Fiberglass Laminators and Fabricators	515011 = Bindery Workers
512092 = Team Assemblers	515012 = Bookbinders
512093 = Timing Device Assemblers, Adjusters, and Calibrators	515021 = Job Printers
512099 = Assemblers and Fabricators, All Other	515022 = Prepress Technicians and Workers
513011 = Bakers	515023 = Printing Machine Operators
513021 = Butchers and Meat Cutters	516011 = Laundry and Dry-Cleaning Workers
513022 = Meat, Poultry, and Fish Cutters and Trimmers	516021 = Pressers, Textile, Garment, and Related Materials
513023 = Slaughterers and Meat Packers	516031 = Sewing Machine Operators
513091 = Food and Tobacco Roasting, Baking, and Drying Machine Operators and Tenders	516041 = Shoe and Leather Workers and Repairers
513092 = Food Batchmakers	516042 = Shoe Machine Operators and Tenders
513093 = Food Cooking Machine Operators and Tenders	516051 = Sewers, Hand
514011 = Computer-Controlled Machine Tool Operators, Metal and Plastic	516052 = Tailors, Dressmakers, and Custom Sewers
514012 = Numerical Tool and Process Control Programmers	516061 = Textile Bleaching and Dyeing Machine Operators and Tenders
514021 = Extruding and Drawing Machine Setters, Operators, and Tenders, Metal and Plastic	516062 = Textile Cutting Machine Setters, Operators, and Tenders
514022 = Forging Machine Setters, Operators, and Tenders, Metal and Plastic	
514023 = Rolling Machine Setters, Operators, and Tenders, Metal and Plastic	

516063 = Textile Knitting and Weaving Machine Setters, Operators, and Tenders	519082 = Medical Appliance Technicians
516064 = Textile Winding, Twisting, and Drawing Out Machine Setters, Operators, and Tenders	519083 = Ophthalmic Laboratory Technicians
516091 = Extruding and Forming Machine Setters, Operators, and Tenders, Synthetic and Glass Fibers	519111 = Packaging and Filling Machine Operators and Tenders
516092 = Fabric and Apparel Patternmakers	519121 = Coating, Painting, and Spraying Machine Setters, Operators, and Tenders
516093 = Upholsterers	519122 = Painters, Transportation Equipment
516099 = Textile, Apparel, and Furnishings Workers, All Other	519123 = Painting, Coating, and Decorating Workers
517011 = Cabinetmakers and Bench Carpenters	519131 = Photographic Process Workers
517021 = Furniture Finishers	519132 = Photographic Processing Machine Operators
517031 = Model Makers, Wood	519141 = Semiconductor Processors
517032 = Patternmakers, Wood	519191 = Cementing and Gluing Machine Operators and Tenders
517041 = Sawing Machine Setters, Operators, and Tenders, Wood	519192 = Cleaning, Washing, and Metal Pickling Equipment Operators and Tenders
517042 = Woodworking Machine Setters, Operators, and Tenders, Except Sawing	519193 = Cooling and Freezing Equipment Operators and Tenders
517099 = Woodworkers, All Other	519194 = Etchers and Engravers
518011 = Nuclear Power Reactor Operators	519195 = Molders, Shapers, and Casters, Except Metal and Plastic
518012 = Power Distributors and Dispatchers	519196 = Paper Goods Machine Setters, Operators, and Tenders
518013 = Power Plant Operators	519197 = Tire Builders
518021 = Stationary Engineers and Boiler Operators	519198 = Helpers--Production Workers
518031 = Water and Liquid Waste Treatment Plant and System Operators	519199 = Production Workers, All Other
518091 = Chemical Plant and System Operators	531011 = Aircraft Cargo Handling Supervisors
518092 = Gas Plant Operators	531021 = First-Line Supervisors/Managers of Helpers, Laborers, and Material Movers, Hand
518093 = Petroleum Pump System Operators, Refinery Operators, and Gaugers	531031 = First-Line Supervisors/Managers of Transportation and Material-Moving Machine and Vehicle Operators
518099 = Plant and System Operators, All Other	532011 = Airline Pilots, Copilots, and Flight Engineers
519011 = Chemical Equipment Operators and Tenders	532012 = Commercial Pilots
519012 = Separating, Filtering, Clarifying, Precipitating, and Still Machine Setters, Operators, and Tenders	532021 = Air Traffic Controllers
519021 = Crushing, Grinding, and Polishing Machine Setters, Operators, and Tenders	532022 = Airfield Operations Specialists
519022 = Grinding and Polishing Workers, Hand	533011 = Ambulance Drivers and Attendants, Except Emergency Medical Technicians
519023 = Mixing and Blending Machine Setters, Operators, and Tenders	533021 = Bus Drivers, Transit and Intercity
519031 = Cutters and Trimmers, Hand	533022 = Bus Drivers, School
519032 = Cutting and Slicing Machine Setters, Operators, and Tenders	533031 = Driver/Sales Workers
519041 = Extruding, Forming, Pressing, and Compacting Machine Setters, Operators, and Tenders	533032 = Truck Drivers, Heavy and Tractor-Trailer
519051 = Furnace, Kiln, Oven, Drier, and Kettle Operators and Tenders	533033 = Truck Drivers, Light or Delivery Services
519061 = Inspectors, Testers, Sorters, Samplers, and Weighers	533041 = Taxi Drivers and Chauffeurs
519071 = Jewelers and Precious Stone and Metal Workers	533099 = Motor Vehicle Operators, All Other
519081 = Dental Laboratory Technicians	534011 = Locomotive Engineers
	534012 = Locomotive Firers
	534013 = Rail Yard Engineers, Dinkey Operators, and Hostlers
	534021 = Railroad Brake, Signal, and Switch Operators
	534031 = Railroad Conductors and Yardmasters
	534041 = Subway and Streetcar Operators

534099 = Rail Transportation Workers, All Other
 535011 = Sailors and Marine Oilers
 535021 = Captains, Mates, and Pilots of Water Vessels
 535022 = Motorboat Operators
 535031 = Ship Engineers
 536011 = Bridge and Lock Tenders
 536021 = Parking Lot Attendants
 536031 = Service Station Attendants
 536041 = Traffic Technicians
 536051 = Transportation Inspectors
 536099 = Transportation Workers, All Other
 537011 = Conveyor Operators and Tenders
 537021 = Crane and Tower Operators
 537031 = Dredge Operators
 537032 = Excavating and Loading Machine and Dragline Operators
 537033 = Loading Machine Operators, Underground Mining
 537041 = Hoist and Winch Operators
 537051 = Industrial Truck and Tractor Operators
 537061 = Cleaners of Vehicles and Equipment
 537062 = Laborers and Freight, Stock, and Material Movers, Hand
 537063 = Machine Feeders and Offbearers
 537064 = Packers and Packagers, Hand
 537071 = Gas Compressor and Gas Pumping Station Operators
 537072 = Pump Operators, Except Wellhead Pumps
 537073 = Wellhead Pumps
 537081 = Refuse and Recyclable Material Collectors
 537111 = Shuttle Car Operators
 537121 = Tank Car, Truck, and Ship Loaders
 537199 = Material Moving Workers, All Other
 551011 = Air Crew Officers
 551012 = Aircraft Launch and Recovery Officers
 551013 = Armored Assault Vehicle Officers
 551014 = Artillery and Missile Officers
 551015 = Command and Control Center Officers
 551016 = Infantry Officers
 551017 = Special Forces Officers
 551019 = Military Officer Special and Tactical Operations Leaders/Managers, All Other
 552011 = First-Line Supervisors/Managers of Air Crew Members
 552012 = First-Line Supervisors/Managers of Weapons Specialists/Crew Members
 552013 = First-Line Supervisors/Managers of All Other Tactical Operations Specialists
 553011 = Air Crew Members
 553012 = Aircraft Launch and Recovery Specialists
 553013 = Armored Assault Vehicle Crew Members
 553014 = Artillery and Missile Crew Members
 553015 = Command and Control Center Specialists

553016 = Infantry
 553017 = Radar and Sonar Technicians
 553018 = Special Forces
 553019 = Military Enlisted Tactical Operations and Air/Weapons Specialists and Crew Members, All Other

Applies to: Respondents who are not currently enrolled and do not have future enrollment plans at [Primary school] and are employed.

Instrument code: TCURENR = 0 and FUTENR = 0 and KDJSTAT = 1

Note: Prior to June 1, all variables in section D applied to respondents who were not currently enrolled, as well as additional conditions that specifically apply to each variable.

Perturbation procedures were applied to this and other variables to protect against disclosure of individual information.

Sources: BPS:04/06 full-scale student interview

KDCURTYP

Type of employer

Job title: [KDJBTL]

How would you describe your current employer?

- 2 = A for-profit company
- 3 = A nonprofit organization
- 4 = A local, state, or federal government
- 5 = The military (including civilian employees of the military)
- 6 = Or are you self-employed?

Applies to: Respondents who are not currently enrolled and do not have future enrollment plans at [Primary school] and are employed.

Instrument code: TCURENR = 0 and FUTENR = 0 and KDJSTAT = 1

Note: Prior to June 1, all variables in section D applied to respondents who were not currently enrolled, as well as additional conditions that specifically apply to each variable.

Perturbation procedures were applied to this and other variables to protect against disclosure of individual information.

Sources: BPS:04/06 full-scale student interview

KDIND

[If KDCURTYP = 6]

What is your primary industry or business?
[else]

What does your employer do? That is, what is your employer's primary industry or business?

Applies to: Respondents who are not currently enrolled and do not have future enrollment plans at [Primary school] and are employed.

Instrument code: TCURENR = 0 and FUTENR = 0 and KDJSTAT = 1

Recode note: If KDCURTYP = 5 then KDIND = "MILITARY"

Note: Prior to June 1, all variables in section D applied to respondents who were not currently enrolled, as well as additional conditions that specifically apply to each variable.

Perturbation procedures were applied to this and other variables to protect against disclosure of individual information.

Sources: BPS:04/06 full-scale student interview

KDINDCD

[If COMPMODE = 0 and KDCURTYP ne 6]

Occupation: [KDJBTL]

Industry: [KDIND]

From the list below, please select the category which best describes your employer's industry or business area. As you click on a selection, examples of the industry will be displayed in the box.

[If COMPMODE = 0 and KDCURTYP = 6]

Occupation: [KDJBTL]

Industry: [KDIND]

From the list below, please select the category which best describes your industry or business area. As you click on a selection, examples of the industry will be displayed in the box.

[If COMPMODE ne 0 and KDCURTYP ne 6]

Please bear with me while I code this...

Occupation: [KDJBTL]

Industry: [KDIND]

(From the list below, please select the category which best describes the respondent's employer's industry or business area. As you click on a selection, examples of the industry will be displayed in the box.)

[If COMPMODE ne 0 and KDCURTYP = 6]

Please bear with me while I code this...

Occupation: [KDJBTL]

Industry: [KDIND]

(From the list below, please select the category which best describes the respondent's industry or business area. As you click on a selection, examples of the industry will be displayed in the box.)

0 = None listed

11 = Agriculture, forestry, fishing, hunting

21 = Mining

22 = Utilities

23 = Construction

31 = Manufacturing

42 = Wholesale trade

44 = Retail/retail trade

48 = Transportation and warehousing

51 = Information/communication/data processing

52 = Finance and insurance

53 = Real estate and rental and leasing

54 = Professional, scientific, and technical services

55 = Management of companies and enterprises

61 = Education/education services

62 = Health care and social assistance

71 = Arts, entertainment, and recreation

72 = Hotels/motels/accommodations and food services

81 = All other services

92 = Public administration

561 = Administrative and support services

562 = Waste management/environmental remediation

811 = Personal care services

812 = Automotive repair and maintenance

Applies to: Respondents who are not currently enrolled and do not have future enrollment plans at [Primary school] and are employed.

Instrument code: TCURENR = 0 and FUTENR = 0 and KDJSTAT = 1

Recode note: If KDCURTYP = 5 then KDINDCD = 92

Note: Prior to June 1, all variables in section D applied to respondents who were not currently enrolled, as well as additional conditions that specifically apply to each variable.

Perturbation procedures were applied to this and other variables to protect against disclosure of individual information.

Sources: BPS:04/06 full-scale student interview

KDHOOURS

Hours worked weekly

On average, how many hours do you work per week in your job as a/an [KDJBTL]?

Applies to: Respondents who are not currently enrolled and do not have future enrollment plans at [Primary school] and are employed.

Instrument code: TCURENR = 0 and FUTENR = 0 and KDJSTAT = 1

Note: Prior to June 1, all variables in section D applied to respondents who were not currently enrolled, as well as additional conditions that specifically apply to each variable.

Perturbation procedures were applied to this and other variables to protect against disclosure of individual information.

Sources: BPS:04/06 full-scale student interview

KDERNAMT

Amount earned from job

[If KDJBTL ne -9]

How much do you earn from your job as a/an [KDJBTL]?

[else]

How much do you earn from your job?

Applies to: Respondents who are not currently enrolled and do not have future enrollment plans at [Primary school] and are employed.

Instrument code: TCURENR = 0 and FUTENR = 0 and KDJSTAT = 1

Note: Prior to June 1, all variables in section D applied to respondents who were not currently enrolled, as well as additional conditions that specifically apply to each variable.

Perturbation procedures were applied to this and other variables to protect against disclosure of individual information.

Sources: BPS:04/06 full-scale student interview

KDEARNT

Time frame for earnings

[If KDJBTL ne -9]

How much do you earn from your job as a/an [KDJBTL]?

[else]

How much do you earn from your job?

- 1 = Per year
- 2 = Per month
- 3 = Per week
- 4 = Per hour

Applies to: Respondents who are not currently enrolled and do not have future enrollment plans at [Primary school] and are employed.

Instrument code: TCURENR = 0 and FUTENR = 0 and KDJSTAT = 1

Note: Prior to June 1, all variables in section D applied to respondents who were not currently enrolled, as well as additional conditions that specifically apply to each variable.

Perturbation procedures were applied to this and other variables to protect against disclosure of individual information.

Sources: BPS:04/06 full-scale student interview

KDTOTERN

Total earnings

Calculation of KDTOTERN:

If KDERNAMT = -9 then KDTOTERN = -9

If KDEARNT = -9 then KDTOTERN = -9

If KDEARNT = 1 (per year) then KDTOTERN = KDERNAMT.

If KDEARNT = 2 (per month) then KDTOTERN = KDERNAMT x 12

If KDEARNT = 3 (per week) then KDTOTERN = KDERNAMT x 52

If KDEARNT = 4 (per hour) then KDTOTERN = KDERNAMT x 2000

* Round up the cent amount to a whole dollar amount.

Applies to: Respondents who are not currently enrolled and do not have future enrollment plans at [Primary school] and are employed.

Instrument code: TCURENR = 0 and FUTENR = 0 and KDJSTAT = 1

Note: Prior to June 1, all variables in section D applied to respondents who were not currently enrolled, as well as additional conditions that specifically apply to each variable.

Perturbation procedures were applied to this and other variables to protect against disclosure of individual information.

Sources: BPS:04/06 full-scale student interview

KDTMPSMY

Date began job

[If KDJBTL ne -9]

When did you first start your job as a/an [KDJBTL]?

[else]

When did you first start your job?

Applies to: Respondents who are not currently enrolled and do not have future enrollment plans at [Primary school] and are employed.

Instrument code: TCURENR = 0 and FUTENR = 0 and KDJSTAT = 1

Note: Prior to June 1, all variables in section D applied to respondents who were not currently enrolled, as well as additional conditions that specifically apply to each variable.

Perturbation procedures were applied to this and other variables to protect against disclosure of individual information.

Sources: BPS:04/06 full-scale student interview

KDSIMJOB

Held same or similar job

[If KDJBTL ne -9]

Did you have your current job as a/an [KDJBTL], or a similar job, while you were enrolled at [Primary school]?

[else]

Did you have your current job, or a similar job, while you were enrolled at [Primary school]?

0 = No

1 = Yes, I have a similar job to the one I had while enrolled

2 = Yes, I have the same job I had while I was enrolled

Applies to: Respondents who are not currently enrolled and do not have future enrollment plans at [Primary school] and are employed.

Instrument code: TCURENR = 0 and FUTENR = 0 and KDJSTAT = 1

Recode note: If year(KDTMPSMY) < 2003 and year(KDTMPSMY) > 0 then KDSIMJOB = 2. If (year(KDTMPSMY) <= 2003 and year(KDTMPSMY) > 0) and (month(KDTMPSMY) <= 6 and Month(KDTMPSMY) > 0) then KDSIMJOB = 2.

Note: Prior to June 1, all variables in section D applied to respondents who were not currently enrolled, as well as additional conditions that specifically apply to each variable.

Perturbation procedures were applied to this and other variables to protect against disclosure of individual information.

Sources: BPS:04/06 full-scale student interview

KDFIRSTJ

First job after leaving most recent school

[If KDJBTL ne -9]

Was your job as a/an [KDJBTL] the first job you had after leaving

[Primary school]?

[else]

Was this job the first job you had after leaving [Primary school]?

0 = No

1 = Yes

Applies to: Respondents who are not currently enrolled and do not have future enrollment plans at [Primary school] and are employed.

Instrument code: TCURENR = 0 and FUTENR = 0 and KDJSTAT = 1

Recode note: If KDSIMJOB = 2 then KDFIRSTJ = 1.

Note: Prior to June 1, all variables in section D applied to respondents who were not currently enrolled, as well as additional conditions that specifically apply to each variable.

Perturbation procedures were applied to this and other variables to protect against disclosure of individual information.

Sources: BPS:04/06 full-scale student interview

KDRELMAJ

Job related to major

Would you say your job is related to your major or field of study at [Primary school]?

0 = No

1 = Yes

Applies to: Respondents who are not currently enrolled and do not have future enrollment plans at [Primary school], are employed, declared at least one major and (were not employed at the same job they had while enrolled at [Primary school] or (were employed at the same job they had while enrolled at [Primary school] and who have been enrolled at [Primary school] at some point since the 2003–2004 school year).

Instrument code: TCURENR = 0 and FUTENR = 0 and KDJSTAT = 1 and KCDBLMAJ in (1 2) and (KDSIMJOB ne 2 or (KDSIMJOB = 2 and KCONUMJOB ne (0 -3))

Recode note: If KDSIMJOB = 2 then KDRELMAJ = KCRELMAJ.

Note: Prior to June 1, all variables in section D applied to respondents who were not currently enrolled, as well as additional conditions that specifically apply to each variable.

Perturbation procedures were applied to this and other variables to protect against disclosure of individual information.

Sources: BPS:04/06 full-scale student interview

KDRELCRS*Job related to coursework*

Would you say your job is related to your coursework at [Primary school]?

0 = No

1 = Yes

Applies to: Respondents who are not currently enrolled and do not have future enrollment plans at [Primary school], are employed, had not declared a major and (were not employed at the same job they had while enrolled at [Primary school] or (were employed at the same job they had while enrolled at [Primary school] at some point since the 2003–2004 school year).

Instrument code: TCURENR = 0 and FUTENR = 0 and KDJSTAT = 1 and KCDBLMAJ in (0 3) and (KDSIMJOB ne 2 or (KDSIMJOB = 2 and KCNUMJOB ne (0 -3))

Recode note: If KDSIMJOB = 2 then KDRELCRS = KCRELCRS.

Note: Prior to June 1, all variables in section D applied to respondents who were not currently enrolled, as well as additional conditions that specifically apply to each variable.

Perturbation procedures were applied to this and other variables to protect against disclosure of individual information.

Sources: BPS:04/06 full-scale student interview

KDAD*Job placement: advertisement*

[If KDJBTL ne -9]

How did you find your job as a/an [KDJBTL]?

(Please check all that apply.)

[else]

How did you find your current job?

(Please check all that apply.)

Responded to job advertisements in a newspaper, magazine or on the Internet

0 = No

1 = Yes

Applies to: Respondents who are not currently enrolled and do not have future enrollment plans at [Primary school] and are employed.

Instrument code: TCURENR = 0 and FUTENR = 0 and KDJSTAT = 1

Note: Prior to June 1, all variables in section D applied to respondents who were not currently enrolled, as well as additional conditions that specifically apply to each variable.

Perturbation procedures were applied to this and other variables to protect against disclosure of individual information.

Sources: BPS:04/06 full-scale student interview

KDRESUME*Job placement: resume*

[If KDJBTL ne -9]

How did you find your job as a/an [KDJBTL]?

(Please check all that apply.)

[else]

How did you find your current job?

(Please check all that apply.)

Sent out resumes or contacted employers

0 = No

1 = Yes

Applies to: Respondents who are not currently enrolled and do not have future enrollment plans at [Primary school] and are employed.

Instrument code: TCURENR = 0 and FUTENR = 0 and KDJSTAT = 1

Note: Prior to June 1, all variables in section D applied to respondents who were not currently enrolled, as well as additional conditions that specifically apply to each variable.

Perturbation procedures were applied to this and other variables to protect against disclosure of individual information.

Sources: BPS:04/06 full-scale student interview

KDNETWRK*Job placement: network*

[If KDJBTL ne -9]

How did you find your job as a/an [KDJBTL]?

(Please check all that apply.)

[else]

How did you find your current job?

(Please check all that apply.)

Networked with friends or relatives

0 = No

1 = Yes

Applies to: Respondents who are not currently enrolled and do not have future enrollment plans at [Primary school] and are employed.

Instrument code: TCURENR = 0 and FUTENR = 0 and KDJSTAT = 1

Note: Prior to June 1, all variables in section D applied to respondents who were not currently enrolled, as well as additional conditions that specifically apply to each variable.

Perturbation procedures were applied to this and other variables to protect against disclosure of individual information.

Sources: BPS:04/06 full-scale student interview

KDSCHELP

Job placement: school assistance

[If KDJBTL ne -9]

How did you find your job as a/an [KDJBTL]?
(Please check all that apply.)

[else]

How did you find your current job?
(Please check all that apply.)

Used school assistance such as the placement office,
school job fairs, or spoke with faculty or staff

0 = No

1 = Yes

*Applies to: Respondents who are not currently enrolled
and do not have future enrollment plans at [Primary
school] and are employed.*

Instrument code: TCURENR = 0 and FUTENR = 0 and
KDJSTAT = 1

Note: Prior to June 1, all variables in section D applied
to respondents who were not currently enrolled, as well
as additional conditions that specifically apply to each
variable.

Perturbation procedures were applied to this and other
variables to protect against disclosure of individual
information.

Sources: BPS:04/06 full-scale student interview

KDPLCOTH

Job placement: other

[If KDJBTL ne -9]

How did you find your job as a/an [KDJBTL]?
(Please check all that apply.)

[else]

How did you find your current job?
(Please check all that apply.)

Found job in another way

0 = No

1 = Yes

*Applies to: Respondents who are not currently enrolled
and do not have future enrollment plans at [Primary
school] and are employed.*

Instrument code: TCURENR = 0 and FUTENR = 0 and
KDJSTAT = 1

Note: Prior to June 1, all variables in section D applied
to respondents who were not currently enrolled, as well
as additional conditions that specifically apply to each
variable.

Perturbation procedures were applied to this and other
variables to protect against disclosure of individual
information.

Sources: BPS:04/06 full-scale student interview

KDCONLIC

Degree required: license

[IF KDCURTYP ne 6 and [KDJBTL] ne -9]

Were any of the following required by your employer
as a condition for working as a/an [KDJBTL]?
(Please check all that apply.)

[If KDCURTYP ne 6 and [KDJBTL] = -9]

Were any of the following required by your employer
as a condition for working?

(Please check all that apply.)

[IF KDCURTYP = 6 and [KDJBTL] ne -9]

Were you required to obtain any of the following for
your job as a/an [KDJBTL]?

(Please check all that apply.)

[If KDCURTYP = 6 and [KDJBTL] = -9]

Were you required to obtain any of the following for
your job?

(Please check all that apply.)

Occupational license or professional certificate

0 = No

1 = Yes

*Applies to: Respondents who are not currently enrolled
and do not have future enrollment plans at [Primary
school] and are employed.*

Instrument code: TCURENR = 0 and FUTENR = 0 and
KDJSTAT = 1

Note: Prior to June 1, all variables in section D applied
to respondents who were not currently enrolled, as well
as additional conditions that specifically apply to each
variable.

Perturbation procedures were applied to this and other
variables to protect against disclosure of individual
information.

Sources: BPS:04/06 full-scale student interview

KDCONCER

Degree required: certificate

[IF KDCURTYP ne 6 and [KDJBTL] ne -9]

Were any of the following required by your employer
as a condition for working as a/an [KDJBTL]?
(Please check all that apply.)

[If KDCURTYP ne 6 and [KDJBTL] = -9]

Were any of the following required by your employer
as a condition for working?

(Please check all that apply.)

[IF KDCURTYP = 6 and [KDJBTL] ne -9]

Were you required to obtain any of the following for
your job as a/an [KDJBTL]?

(Please check all that apply.)

[If KDCURTYP = 6 and [KDJBTL] = -9]

Were you required to obtain any of the following for
your job?

(Please check all that apply.)

Diploma or certificate from a college or trade school

0 = No

1 = Yes

Applies to: Respondents who are not currently enrolled and do not have future enrollment plans at [Primary school] and are employed.

Instrument code: TCURENR = 0 and FUTENR = 0 and KDJSTAT = 1

Note: Prior to June 1, all variables in section D applied to respondents who were not currently enrolled, as well as additional conditions that specifically apply to each variable.

Perturbation procedures were applied to this and other variables to protect against disclosure of individual information.

Sources: BPS:04/06 full-scale student interview

KDCONDEG

Degree required: bachelor's or associate's

[IF KDCURTYP ne 6 and [KDJBTL] ne -9]

Were any of the following required by your employer as a condition for working as a/an [KDJBTL]?

(Please check all that apply.)

[If KDCURTYP ne 6 and [KDJBTL] = -9]

Were any of the following required by your employer as a condition for working?

(Please check all that apply.)

[IF KDCURTYP = 6 and [KDJBTL] ne -9]

Were you required to obtain any of the following for your job as a/an [KDJBTL]?

(Please check all that apply.)

[If KDCURTYP = 6 and [KDJBTL] = -9]

Were you required to obtain any of the following for your job?

(Please check all that apply.)

Degree (bachelor's or associate's degree)

0 = No

1 = Yes

Applies to: Respondents who are not currently enrolled and do not have future enrollment plans at [Primary school] and are employed.

Instrument code: TCURENR = 0 and FUTENR = 0 and KDJSTAT = 1

Note: Prior to June 1, all variables in section D applied to respondents who were not currently enrolled, as well as additional conditions that specifically apply to each variable.

Perturbation procedures were applied to this and other variables to protect against disclosure of individual information.

Sources: BPS:04/06 full-scale student interview

KDCONNON

Degree required: none

[IF KDCURTYP ne 6 and [KDJBTL] ne -9]

Were any of the following required by your employer as a condition for working as a/an [KDJBTL]?

(Please check all that apply.)

[If KDCURTYP ne 6 and [KDJBTL] = -9]

Were any of the following required by your employer as a condition for working?

(Please check all that apply.)

[IF KDCURTYP = 6 and [KDJBTL] ne -9]

Were you required to obtain any of the following for your job as a/an [KDJBTL]?

(Please check all that apply.)

[If KDCURTYP = 6 and [KDJBTL] = -9]

Were you required to obtain any of the following for your job?

(Please check all that apply.)

None of the above

0 = No

1 = Yes

Applies to: Respondents who are not currently enrolled and do not have future enrollment plans at [Primary school] and are employed.

Instrument code: TCURENR = 0 and FUTENR = 0 and KDJSTAT = 1

Note: Prior to June 1, all variables in section D applied to respondents who were not currently enrolled, as well as additional conditions that specifically apply to each variable.

Perturbation procedures were applied to this and other variables to protect against disclosure of individual information.

Sources: BPS:04/06 full-scale student interview

KDLICT4

Type of license/certificate required for job - specific

Which type of license or certificate would be considered a minimum requirement for your current position?

(Coding Directions: Please select a general area and then the specific discipline within the general area. Use the arrow at the right side of the first box to display the general areas.

Click to select the desired general area, and then select the desired specific discipline within the area from the second box.)

- 1 = CPA
- 2 = Auditor
- 3 = Broker
- 4 = Bookkeeping
- 5 = Agriculture
- 6 = Pest control
- 7 = Forestry
- 8 = Wildlife management
- 9 = Professional arts
- 10 = Photography
- 11 = Other arts
- 12 = Finance
- 13 = Human resources/benefits
- 14 = Management
- 15 = Purchasing
- 16 = Communications
- 17 = Broadcast
- 18 = Architecture
- 19 = Building
- 20 = Welding
- 21 = Other construction
- 22 = Social work
- 23 = Therapist
- 24 = Counselor
- 25 = Elementary/secondary teaching
- 26 = Childcare
- 27 = Teacher's aide
- 28 = Library
- 29 = Administration
- 30 = Professional engineer
- 31 = Engineer in training
- 32 = Engineering technician
- 33 = Medicine
- 34 = Dentistry
- 35 = Pharmacy
- 36 = Chiropractic
- 37 = Optometry
- 38 = Podiatry
- 39 = Registered nursing
- 40 = Licensed practical nursing
- 41 = Midwifery
- 42 = Physical therapy
- 43 = EMT/paramedic
- 44 = Medical/dental technician

- 45 = Physical therapy
- 46 = Veterinary medicine
- 47 = Veterinary technician
- 48 = Other health
- 49 = Insurance
- 50 = Underwriter
- 51 = Actuary law - attorney
- 52 = Mediator
- 53 = Paralegal
- 54 = Manufacturing
- 55 = Cosmetology
- 56 = Barber
- 57 = Massage
- 58 = Fitness/personal training
- 59 = Other personal services
- 60 = Public safety
- 61 = Law enforcement
- 62 = Real estate
- 63 = Automotive mechanic
- 64 = Heating/air conditioning
- 65 = Electronics
- 66 = Aviation
- 67 = Jewelry/watch/lens/other fine craftsman
- 68 = Commercial transportation license
- 69 = Hazardous materials
- 70 = Xerox copier
- 71 = IBM
- 72 = Microsoft
- 73 = Cisco
- 74 = Other vendor-specific
- 75 = Food services
- 76 = Attorney
- 99 = Other
- 999 = Other, general

Applies to: Respondents who are not currently enrolled and do not have future enrollment plans at [Primary school], are employed, and were required to have a license or certificate for their employment.

Instrument code: TCURENR = 0 and FUTENR = 0 and KDJSTAT = 1 and (KDCONLIC = 1 or KDCONCER = 1)

Note: Prior to June 1, all variables in section D applied to respondents who were not currently enrolled, as well as additional conditions that specifically apply to each variable.

Perturbation procedures were applied to this and other variables to protect against disclosure of individual information.

Sources: BPS:04/06 full-scale student interview

KDLICT2

License/certification code - general

Which type of license or certificate would be considered a minimum requirement for your current position?

(Coding Directions: Please select a general area and then the specific discipline within the general area. Use the arrow at the right side of the first box to display the general areas.

Click to select the desired general area, and then select the desired specific discipline within the area from the second box.)

- 1 = Accounting
- 2 = Agriculture
- 3 = Arts
- 4 = Business
- 5 = Communications
- 6 = Construction
- 7 = Counseling
- 8 = Education
- 9 = Engineering
- 10 = Health
- 11 = Insurance
- 13 = Personal Services
- 14 = Public Safety
- 16 = Repair
- 17 = Transportation
- 18 = Vendor-specific business/computer cert
- 20 = Law
- 54 = Manufacturing
- 62 = Real estate
- 75 = Food services
- 99 = Other
- 100 = Accounting
- 200 = Agriculture
- 300 = Arts
- 400 = Business
- 500 = Communications
- 600 = Construction
- 700 = Counseling
- 800 = Education
- 900 = Engineering
- 999 = Other, general
- 1000 = Health
- 1100 = Insurance
- 1200 = Manufacturing
- 1300 = Personal services
- 1400 = Public safety
- 1500 = Real Estate
- 1600 = Repair
- 1700 = Transportation
- 1800 = Vendor-specific business/computer certification
- 1900 = Food services
- 2000 = Law
- 99900 = Other

Applies to: Respondents who are not currently enrolled and do not have future enrollment plans at [Primary school], are employed, and were required to have a license or certificate for their employment.

Instrument code: TCURENR = 0 and FUTENR = 0 and KDJSTAT = 1 and (KDCONLIC = 1 or KDCONCER = 1)

Note: Prior to June 1, all variables in section D applied to respondents who were not currently enrolled, as well as additional conditions that specifically apply to each variable.

Perturbation procedures were applied to this and other variables to protect against disclosure of individual information.

Sources: BPS:04/06 full-scale student interview

KDWOTR

Job attainment through training

Would you have been able to get your current job without the courses you took at [Primary school]?

- 0 = No
- 1 = Yes

Applies to: Respondents who are not currently enrolled and do not have future enrollment plans at [Primary school] and are employed.

Instrument code: TCURENR = 0 and FUTENR = 0 and KDJSTAT = 1

Recode note: If KDCONLIC = 1 or KDCONCER = 1 then KDWOTR = 0

Note: Prior to June 1, all variables in section D applied to respondents who were not currently enrolled, as well as additional conditions that specifically apply to each variable.

Perturbation procedures were applied to this and other variables to protect against disclosure of individual information.

Sources: BPS:04/06 full-scale student interview

KDPRGCRT

Took classes toward certificate

Did you take any classes at [Primary school] that were necessary for you to qualify for or maintain an occupational license or specialized professional certification?

0 = No

1 = Yes

Applies to: Respondents who are not currently enrolled and do not have future enrollment plans at [Primary school], are employed, and are required to have a license or certificate for their employment.

Instrument code: TCURENR = 0 and FUTENR = 0 and KDJSTAT = 1

and (KDCONLIC = 1 or KDCONCER = 1)

Note: Prior to June 1, all variables in section D applied to respondents who were not currently enrolled, as well as additional conditions that specifically apply to each variable.

Perturbation procedures were applied to this and other variables to protect against disclosure of individual information.

Sources: BPS:04/06 full-scale student interview

KDEMPBEN

Employer offers health insurance

[If KDJBTL ne -9]

Does your employer offer health insurance as a benefit in your job as a/an [KDJBTL]?

[else]

Does your current employer offer health insurance as a benefit?

0 = No

1 = Yes

Applies to: Respondents who are not currently enrolled and do not have future enrollment plans at [Primary school], are employed, but not self employed.

Instrument code: TCURENR = 0 and FUTENR = 0 and KDJSTAT = 1 and KDCURTYP ne 6

Note: Prior to June 1, all variables in section D applied to respondents who were not currently enrolled, as well as additional conditions that specifically apply to each variable.

Perturbation procedures were applied to this and other variables to protect against disclosure of individual information.

Sources: BPS:04/06 full-scale student interview

KDRELCAR

Job related to career goals

Do you consider your current job to be part of a career you are pursuing in your occupation or industry?

0 = No

1 = Yes

Applies to: Respondents who are not currently enrolled and do not have future enrollment plans at [Primary school] and are employed.

Instrument code: TCURENR = 0 and FUTENR = 0 and KDJSTAT = 1

Note: Prior to June 1, all variables in section D applied to respondents who were not currently enrolled, as well as additional conditions that specifically apply to each variable.

Perturbation procedures were applied to this and other variables to protect against disclosure of individual information.

Sources: BPS:04/06 full-scale student interview

KDINTERN

Had an internship or practicum

Did you participate in an internship or practicum related to your current job at any time while you were enrolled at [Primary school]?

0 = No

1 = Yes

Applies to: Respondents who are not currently enrolled and do not have future enrollment plans at [Primary school] and are employed.

Instrument code: TCURENR = 0 and FUTENR = 0 and KDJSTAT = 1

Note: Prior to June 1, all variables in section D applied to respondents who were not currently enrolled, as well as additional conditions that specifically apply to each variable.

Perturbation procedures were applied to this and other variables to protect against disclosure of individual information.

Sources: BPS:04/06 full-scale student interview

KDSEARCH

Looking for a job

Are you looking for a job?

0 = No

1 = Yes

Applies to: Respondents who are not currently enrolled and do not have future enrollment plans at [Primary school] and are not employed.

Instrument code: TCURENR = 0 and FUTENR = 0 and KDJSTAT ne 1

Note: Prior to June 1, all variables in section D applied to respondents who were not currently enrolled, as well as additional conditions that specifically apply to each variable.

Perturbation procedures were applied to this and other variables to protect against disclosure of individual information.

Sources: BPS:04/06 full-scale student interview

KDNUMOUT

Number of periods of unemployment

We'd like to ask you about any periods of unemployment you may have had since you were last enrolled at your primary school—that is, periods of at least 3 months when you were not working but looking for work.

Since you were last enrolled at your primary school, how many times have you been unemployed and looking for a job for a period of at least 3 months?

Observed range: 1 - 10

Applies to: Respondents who are not currently enrolled and do not have future enrollment plans at [Primary school]

Instrument code: TCURENR = 0 and FUTENR = 0

Note: Prior to June 1, all variables in section D applied to respondents who were not currently enrolled, as well as additional conditions that specifically apply to each variable.

Perturbation procedures were applied to this and other variables to protect against disclosure of individual information.

Sources: BPS:04/06 full-scale student interview

KDUNTIM

Longest period of unemployment

Since leaving [Primary school], what was the longest period of time you were unemployed and looking for a job?

Applies to: Respondents who are not currently enrolled and do not have future enrollment plans at [Primary school] and had more than one period of unemployment.

Instrument code: TCURENR = 0 and FUTENR = 0 and KDNUMOUT > 1

Note: Prior to June 1, all variables in section D applied

to respondents who were not currently enrolled, as well as additional conditions that specifically apply to each variable.

Perturbation procedures were applied to this and other variables to protect against disclosure of individual information.

Sources: BPS:04/06 full-scale student interview

Section E: Background

KEHISP

Respondent of Hispanic/Latino origin

Are you of either Hispanic or Latino origin?

0 = No

1 = Yes

Applies to: All respondents.

Recode note: If Y_BASEYR = 1 then KEHISP =

[Hispanic origin indicator from NPSAS]

Perturbation procedures were applied to this and other variables to protect against disclosure of individual information.

Sources: BPS:04/06 full-scale student interview

NPSAS:04 full-scale student interview

KEHISA

Hispanic type: Cuban descent

Are you of...

(Please check one or more.)

Cuban descent

0 = No

1 = Yes

Applies to: Respondents of Hispanic origin.

Instrument code: KEHISP = 1

Recode note: If Y_BASEYR = 1 then KEHISA =

[Hispanic origin from NPSAS: Cuban descent]

Perturbation procedures were applied to this and other variables to protect against disclosure of individual information.

Sources: BPS:04/06 full-scale student interview

NPSAS:04 full-scale student interview

KEHISB

Hispanic type: Mexican, Mexican-American, or Chicano

Are you of...

(Please check one or more.)

Mexican, Mexican-American, or Chicano descent

0 = No

1 = Yes

Applies to: Respondents of Hispanic origin.

Instrument code: KEHISP = 1

Recode note: If Y_BASEYR = 1 then KEHISB =

[Hispanic origin from

NPSAS: Mexican, Mexican-American, or Chicano descent]

Perturbation procedures were applied to this and other variables to protect against disclosure of individual information.

Sources: BPS:04/06 full-scale student interview

NPSAS:04 full-scale student interview

KEHISC

Hispanic type: Puerto Rican

Are you of...

(Please check one or more.)

Puerto Rican descent

0 = No

1 = Yes

Applies to: Respondents of Hispanic origin.

Instrument code: KEHISP = 1

Recode note: If Y_BASEYR = 1 then KEHISC =

[Hispanic origin from NPSAS: Puerto Rican descent]

Perturbation procedures were applied to this and other variables to protect against disclosure of individual information.

Sources: BPS:04/06 full-scale student interview

NPSAS:04 full-scale student interview

KEHISD

Hispanic type: other Spanish/Latino origin

Are you of...

(Please check one or more.)

Some other Spanish, Hispanic or Latino origin

0 = No

1 = Yes

Applies to: Respondents of Hispanic origin.

Instrument code: KEHISP = 1

Recode note: If Y_BASEYR = 1 then KEHISD =

[Hispanic origin from NPSAS: other Spanish/Latino origin]

Perturbation procedures were applied to this and other variables to protect against disclosure of individual information.

Sources: BPS:04/06 full-scale student interview

NPSAS:04 full-scale student interview

KERACEA

Race: White

What is your race?

(Please check one or more.)

White

0 = No

1 = Yes

Applies to: All respondents.

Recode note: If Y_BASEYR = 1 then KERACEA =

[Race from NPSAS: White]

Perturbation procedures were applied to this and other variables to protect against disclosure of individual information.

Sources: BPS:04/06 full-scale student interview

NPSAS:04 full-scale student interview

KERACEB*Race: Black or African American*

What is your race?

(Please check one or more.)

Black or African American

0 = No

1 = Yes

Applies to: All respondents.

Recode note: If Y_BASEYR = 1 then KERACEB =

[Race from NPSAS: Black or African American]

Perturbation procedures were applied to this and other variables to protect against disclosure of individual information.

Sources: BPS:04/06 full-scale student interview

NPSAS:04 full-scale student interview

KERACEC*Race: Asian*

What is your race?

(Please check one or more.)

Asian

0 = No

1 = Yes

Applies to: All respondents.

Recode note: If Y_BASEYR = 1 then KERACEC =

[Race from NPSAS: Asian]

Perturbation procedures were applied to this and other variables to protect against disclosure of individual information.

Sources: BPS:04/06 full-scale student interview

NPSAS:04 full-scale student interview

KERACED*Race: American Indian or Alaska Native*

What is your race?

(Please check one or more.)

American Indian or Alaska Native

0 = No

1 = Yes

Applies to: All respondents.

Recode note: If Y_BASEYR = 1 then KERACED =

[Race from NPSAS:

American Indian or Alaska Native]

Perturbation procedures were applied to this and other variables to protect against disclosure of individual information.

Sources: BPS:04/06 full-scale student interview

NPSAS:04 full-scale student interview

KERACEE*Race: Native Hawaiian or Other Pacific Islander*

What is your race?

(Please check one or more.)

Native Hawaiian or Other Pacific Islander

0 = No

1 = Yes

Applies to: All respondents.

Recode note: If Y_BASEYR = 1 then KERACEE =

[Race from NPSAS: Native

Hawaiian or Other Pacific Islander]

Perturbation procedures were applied to this and other variables to protect against disclosure of individual information.

Sources: BPS:04/06 full-scale student interview

NPSAS:04 full-scale student interview

KEUSBORN*Respondent born in the U.S.*

Were you born in the United States?

0 = No

1 = Yes

Applies to: All respondents.

Recode note: If Y_BASEYR = 1 AND Y_USBORN

>= 0 then

KEUSBORN = Y_USBORN

Perturbation procedures were applied to this and other variables to protect against disclosure of individual information.

Sources: BPS:04/06 full-scale student interview

NPSAS:04 full-scale student interview

KECITZN*Citizenship status*

Are you a U.S. citizen?

1 = Yes

2 = No - Resident alien, permanent resident, or other eligible non-citizen; hold a temporary resident's card or other eligible non-citizen temporary resident's card

3 = No - Student visa, in the country on an F1 or F2 visa, or on a J1 or J2 exchange visitor visa

Applies to: All respondents.

Recode note: If KEUSBORN = 1 then KECITZN = 1

Perturbation procedures were applied to this and other variables to protect against disclosure of individual information.

Sources: BPS:04/06 full-scale student interview

KEVOTE*Registered to vote*

Are you registered to vote in U.S. elections?

0 = No

1 = Yes

Applies to: Respondents who are age 18 or older.

Instrument code: TAGE > 18

Recode note: If KECITZN > 1 then KEVOTE = 0

Perturbation procedures were applied to this and other variables to protect against disclosure of individual information.

Sources: BPS:04/06 full-scale student interview

KEPRSVT

Vote in last presidential election

Did you vote in the last presidential election?

0 = No

1 = Yes

Applies to: Respondents who are registered to vote.

Instrument code: KEVOTE = 1

Perturbation procedures were applied to this and other variables to protect against disclosure of individual information.

Sources: BPS:04/06 full-scale student interview

KEMARR

Current marital status

What is your current marital status?

1 = Single, never married

2 = Married

3 = Separated

4 = Divorced

5 = Widowed

Applies to: All respondents.

Perturbation procedures were applied to this and other variables to protect against disclosure of individual information.

Sources: BPS:04/06 full-scale student interview

KEPARST

Parent's marital status

What is the current marital status of your parent(s) or guardian(s)?

(For all questions about your parents, please answer about the parent(s) or guardian(s) from whom you receive the greatest amount of financial support.)

1 = Married or remarried

2 = Living together or domestic partners but not married

3 = Single

4 = Divorced or separated

5 = Widowed

6 = None of the above - both parents or guardians are deceased

Applies to: Respondents who are under age 24 with both parents living.

Instrument code: TAGE < 24 and KCPARDEC ne 1 and KCPARDC2 ne 1

Perturbation procedures were applied to this and other variables to protect against disclosure of individual information.

Sources: BPS:04/06 full-scale student interview

KEPARINC

Parent's income in 2005

What was your parents' or guardians' income in calendar year 2005?

1 = Under \$30,000

2 = \$30,000 to \$59,999

3 = \$60,000 to \$89,999

4 = \$90,000 and above

5 = Don't know

Applies to: Respondents who are under age 24 with both parents living.

Instrument code: TAGE < 24 and KCPARDEC ne 1 and KCPARDC2 ne 1 and KEPARST ne 6

Perturbation procedures were applied to this and other variables to protect against disclosure of individual information.

Sources: BPS:04/06 full-scale student interview

KESIBCOL

Siblings in college

Do you have any brothers or sisters enrolled in college or in a vocational or trade school now?

0 = No

1 = Yes

Applies to: Respondents who are under age 24.

Instrument code: TAGE < 24

Perturbation procedures were applied to this and other variables to protect against disclosure of individual information.

Sources: BPS:04/06 full-scale student interview

KESIBCL

Siblings in college before respondent

Did any of your brothers or sisters go to college or to a

vocational or trade school before you did?

0 = No

1 = Yes

Applies to: Respondents who are under age 24.

Instrument code: TAGE < 24

Perturbation procedures were applied to this and other variables to protect against disclosure of individual information.

Sources: BPS:04/06 full-scale student interview

KEDEPS

Has dependent children

[If KEMARR = 2]

Do you or your spouse have any children that you support financially?

[else]

Do you have any children that you support financially?

0 = No

1 = Yes

Applies to: All respondents.

Perturbation procedures were applied to this and other variables to protect against disclosure of individual information.

Sources: BPS:04/06 full-scale student interview

KEDEP2

Number of dependent children

How many?

Child/Children

Observed range: 1 - 10

Applies to: All respondents.

Recode note: If KEDEPS = 0 then KEDEP2 = 0

Perturbation procedures were applied to this and other variables to protect against disclosure of individual information.

Sources: BPS:04/06 full-scale student interview

KEDAGE

Age of youngest dependent child

[If KEDEP2 > 1]

What is the age of your youngest child?

[If KEDEP2 = 1]

How old is your child?

[If KEDEP2 < 0]

If you have more than one child, please report the age of your youngest child. If you have one child, please report the age of that child.

Observed range: 1 - 24

Applies to: Respondents with at least one dependent child.

Instrument code: KEDEPS = 1

Perturbation procedures were applied to this and other variables to protect against disclosure of individual information.

Sources: BPS:04/06 full-scale student interview

KEHOUSC

Number in household

[If KEMARR = 2]

How many people live in your household including you and your spouse?

By household, we mean your permanent address when you are not enrolled (typically where your grade reports are sent).

[else]

How many people live in your household including yourself?

By household, we mean your permanent address when you are not enrolled (typically where your grade reports are sent).

Observed range: 1–20

Applies to: Respondents who are under age 24.

Instrument code: TAGE < 24

Perturbation procedures were applied to this and other variables to protect against disclosure of individual information.

Sources: BPS:04/06 full-scale student interview

KEINCOM

Earnings in 2005

[IF KEMARR = 2]

What was your income from all sources (including income from work, investments, alimony, etc.) prior to taxes and deductions for calendar year 2005?

(Please exclude your spouse's income.)

[else]

What was your income from all sources (including income from work, investments, alimony, etc.) prior to taxes and deductions for calendar year 2005?

1 = No income

2 = Less than \$1,000

3 = \$1,000–\$2,499

4 = \$2,500–\$4,999

5 = \$5,000–\$9,999

6 = \$10,000–\$14,999

7 = \$15,000–\$19,999

8 = \$20,000–\$29,999

9 = \$30,000–\$49,999

10 = \$50,000 and above

11 = Don't Know

Applies to: All respondents.

Perturbation procedures were applied to this and other variables to protect against disclosure of individual information.

Sources: BPS:04/06 full-scale student interview

KEINCSP

Spouse's earnings in 2005

How much would you estimate your spouse earned from all sources prior to taxes and deductions in calendar year 2005?

1 = No income

2 = Less than \$1,000

3 = \$1,000–\$2,499

4 = \$2,500–\$4,999

5 = \$5,000–\$9,999

6 = \$10,000–\$14,999

7 = \$15,000–\$19,999

8 = \$20,000–\$29,999

9 = \$30,000–\$49,999

10 = \$50,000 and above

11 = Don't Know

Applies to: Married respondents.

Instrument code: KEMARR = 2

Perturbation procedures were applied to this and other variables to protect against disclosure of individual information.

Sources: BPS:04/06 full-scale student interview

KEUNTAX

Received untaxed income or benefits in 2005

[If KEMARR = 2]

In 2005, did you or your spouse receive any untaxed income or benefits, such as FEMA Disaster Assistance, child support, TANF (AFDC), food stamps, Social Security, worker's compensation, or disability payments?

[else]

In 2005, did you receive any untaxed income or benefits, such as FEMA Disaster Assistance, child support, TANF (AFDC), food stamps, Social Security, worker's compensation, or disability payments?

0 = No

1 = Yes

Applies to: All respondents.

Perturbation procedures were applied to this and other variables to protect against disclosure of individual information.

Sources: BPS:04/06 full-scale student interview

KETANF

Received: TANF

[If KEMARR = 2]

Which of the following did you or your spouse receive in 2005?

(Please check all that apply.)

[else]

Which of the following did you receive in 2005?

(Please check all that apply.)

TANF (AFDC)

0 = No

1 = Yes

Applies to: Respondents who received untaxed benefits.

Instrument code: KEUNTAX = 1

Perturbation procedures were applied to this and other variables to protect against disclosure of individual information.

Sources: BPS:04/06 full-scale student interview

KESOCSEC

Received: social security benefits

[If KEMARR = 2]

Which of the following did you or your spouse receive in 2005?

(Please check all that apply.)

[else]

Which of the following did you receive in 2005?

(Please check all that apply.)

Social Security benefits

0 = No

1 = Yes

Applies to: Respondents who received untaxed benefits.

Instrument code: KEUNTAX = 1

Perturbation procedures were applied to this and other variables to protect against disclosure of individual information.

Sources: BPS:04/06 full-scale student interview

KEWRKCMP

Received: worker's compensation

[If KEMARR = 2]

Which of the following did you or your spouse receive in 2005?

(Please check all that apply.)

[else]

Which of the following did you receive in 2005?

(Please check all that apply.)

Worker's compensation

0 = No

1 = Yes

Applies to: Respondents who received untaxed benefits.

Instrument code: KEUNTAX = 1

Perturbation procedures were applied to this and other variables to protect against disclosure of individual information.

Sources: BPS:04/06 full-scale student interview

KEDISAB

Received: disability payments

[If KEMARR = 2]

Which of the following did you or your spouse receive in 2005?

(Please check all that apply.)

[else]

Which of the following did you receive in 2005?

(Please check all that apply.)

Disability payments

0 = No

1 = Yes

Applies to: Respondents who received untaxed benefits.

Instrument code: KEUNTAX = 1

Perturbation procedures were applied to this and other variables to protect against disclosure of individual information.

Sources: BPS:04/06 full-scale student interview

KESTMPS

Received: food stamps

[If KEMARR = 2]

Which of the following did you or your spouse receive in 2005?

(Please check all that apply.)

[else]

Which of the following did you receive in 2005?

(Please check all that apply.)

Food stamps

0 = No

1 = Yes

Applies to: Respondents who received untaxed benefits.

Instrument code: KEUNTAX = 1

Perturbation procedures were applied to this and other variables to protect against disclosure of individual information.

Sources: BPS:04/06 full-scale student interview

KECHILD

Received: child support

[If KEMARR = 2]

Which of the following did you or your spouse receive in 2005?

(Please check all that apply.)

[else]

Which of the following did you receive in 2005?

(Please check all that apply.)

Child support

0 = No

1 = Yes

Applies to: Respondents who received untaxed benefits.

Instrument code: KEUNTAX = 1

Perturbation procedures were applied to this and other variables to protect against disclosure of individual information.

Sources: BPS:04/06 full-scale student interview

KETAXTYX

Received: other untaxed benefits

[If KEMARR = 2]

Which of the following did you or your spouse receive in 2005?

(Please check all that apply.)

[else]

Which of the following did you receive in 2005?

(Please check all that apply.)

Another benefit not listed

0 = No

1 = Yes

Applies to: Respondents who received untaxed benefits.

Instrument code: KEUNTAX = 1

Perturbation procedures were applied to this and other variables to protect against disclosure of individual information.

Sources: BPS:04/06 full-scale student interview

KEFEMA

Received: FEMA Disaster Assistance

[If KEMARR = 2]

Which of the following did you or your spouse receive in 2005?

(Please check all that apply.)

[else]

Which of the following did you receive in 2005?

(Please check all that apply.)

FEMA Disaster Assistance

0 = No

1 = Yes

Applies to: Respondents who received untaxed benefits.

Instrument code: KEUNTAX = 1

Perturbation procedures were applied to this and other variables to protect against disclosure of individual information.

Sources: BPS:04/06 full-scale student interview

KEHOUSE

Own home or pay rent

Do you own a home or are you paying rent?

0 = Neither own a home nor pay rent

1 = Own home (or pay a mortgage)

2 = Pay rent

Applies to: Respondents who do not currently live on a college campus.

Instrument code: TCURENR = 0 or (TCURENR = 1 and KCSCHRES ne 1)

Perturbation procedures were applied to this and other variables to protect against disclosure of individual information.

Sources: BPS:04/06 full-scale student interview

KEMTGAMT

Monthly rent or mortgage payment amount

[If KEHOUSE = 2]

How much is your monthly rent payment?

(If you share payment of your rent with others, please indicate the amount for which you are responsible. If someone else pays your rent on your behalf, enter "0".)

[else]

How much is your monthly mortgage payment?

(If someone else pays your mortgage on your behalf, enter "0".)

Applies to: Respondents who do not currently live on a college campus and who own a home or pay rent.

Instrument code: (TCURENR = 0 or (TCURENR = 1 and KCSCHRES ne 1)) and (KEHOUSE in (1 2))

Perturbation procedures were applied to this and other variables to protect against disclosure of individual information.

Sources: BPS:04/06 full-scale student interview

KEMTGDK

Monthly rent or mortgage payment amt: don't know

[If KEHOUSE = 2]

How much is your monthly rent payment?

(If you share payment of your rent with others, please indicate the amount for which you are responsible. If someone else pays your rent on your behalf, enter "0".)

[else]

How much is your monthly mortgage payment?

(If someone else pays your mortgage on your behalf, enter "0".)

Don't know

0 = No

1 = Yes

Applies to: Respondents who do not currently live on a college campus and who own a home or pay rent.

Instrument code: (TCURENR = 0 or (TCURENR = 1 and KCSCHRES ne 1)) and (KEHOUSE in (1 2))

Recode note: If KEMTGAMT >= 0 then KEMTGDK = 0

Perturbation procedures were applied to this and other variables to protect against disclosure of individual information.

Sources: BPS:04/06 full-scale student interview

KECARLON

Have a car payment

Do you make loan or lease payments for a car, truck, motorcycle, or other vehicle?

(If someone makes the payments on your behalf, please answer, "no.")

0 = No

1 = Yes

Applies to: All respondents.

Perturbation procedures were applied to this and other variables to protect against disclosure of individual information.

Sources: BPS:04/06 full-scale student interview

KECARAMT

Car payment amount

How much do you pay for your vehicle loan or lease each month?

Applies to: Respondents who make loan or lease payments for a vehicle.

Instrument code: KECARLON = 1

Perturbation procedures were applied to this and other variables to protect against disclosure of individual information.

Sources: BPS:04/06 full-scale student interview

KENUMCRD

Number of credit cards in own name

How many credit cards do you have in your own name that are billed to you?

Observed range: 1 - 25

Applies to: All respondents.

Perturbation procedures were applied to this and other variables to protect against disclosure of individual information.

Sources: BPS:04/06 full-scale student interview

KEPAYOFF

Payoff or carry credit balance

[If KENUMCRD = 1]

Do you usually pay off your credit card balance each month, or carry the balance over from month to month?

[else]

Do you usually pay off your credit card balances each month, or carry balances over from month to month?

1 = Pay off balance

2 = Carry balance

Applies to: Respondents with at least one credit card.

Instrument code: KENUMCRD ne 0

Perturbation procedures were applied to this and other variables to protect against disclosure of individual information.

Sources: BPS:04/06 full-scale student interview

KECRDBAL

Balance due on all credit cards

[If KENUMCRD = 1]

What was the balance on your credit card according to your last statement?

[else]

What was the combined balance of all your credit cards according to your last statements?

Applies to: Respondents with at least one credit card who carry their balances.

Instrument code: KENUMCRD ne 0 and KEPAYOFF = 2

Perturbation procedures were applied to this and other variables to protect against disclosure of individual information.

Sources: BPS:04/06 full-scale student interview

KESPLV

Spouse's education level

What is your spouse's highest level of education?

- 1 = Did not complete high school
- 2 = High school diploma or equivalent
- 3 = Vocational or technical training
- 4 = Less than 2 years of college
- 5 = Associate's degree
- 6 = 2 or more years of college but no degree
- 7 = Bachelor's degree
- 8 = Graduate degree (master's, Ph.D., Ed.D., or professional degree such as dentistry, law, medicine, pharmacy, divinity/theology)
- 9 = Don't know

Applies to: Married respondents.

Instrument code: KEMARR = 2

Perturbation procedures were applied to this and other variables to protect against disclosure of individual information.

Sources: BPS:04/06 full-scale student interview

KESPCOL

Spouse in college

Did your spouse attend college or graduate school during the 2005–2006 school year?

- 0 = No
- 1 = Yes, full-time
- 2 = Yes, part-time

Applies to: Married respondents.

Instrument code: KEMARR = 2

Perturbation procedures were applied to this and other variables to protect against disclosure of individual information.

Sources: BPS:04/06 full-scale student interview

KESPLN

Spouse's student loans

Does your spouse currently have student loans?

- 0 = No
- 1 = Yes

Applies to: Married respondents.

Instrument code: KEMARR = 2

Perturbation procedures were applied to this and other variables to protect against disclosure of individual information.

Sources: BPS:04/06 full-scale student interview

KESPAMT

Spouse's total student loan amount

What is the total amount still owed for your spouse's student loans?

Applies to: Married respondents whose spouse has student loans.

Instrument code: KEMARR = 2 and KESPLN = 1

Perturbation procedures were applied to this and other variables to protect against disclosure of individual information.

Sources: BPS:04/06 full-scale student interview

KESPLNPY

Spouse's monthly payment of student loans

What are the monthly payments for your spouse's student loans?

Applies to: Married respondents whose spouse has student loans.

Instrument code: KEMARR = 2 and KESPLN = 1

Perturbation procedures were applied to this and other variables to protect against disclosure of individual information.

Sources: BPS:04/06 full-scale student interview

KECOMSRV

Community service/volunteer in last year

Have you performed any community service or volunteer work in the last 12 months?

Please do not include charitable donations (such as food, clothing, money, etc.), paid community service, or court-ordered service.

- 0 = No
- 1 = Yes

Applies to: All respondents.

Perturbation procedures were applied to this and other variables to protect against disclosure of individual information.

Sources: BPS:04/06 full-scale student interview

KEVLTA

Volunteer: tutoring/education-related

What type of community service or volunteer work did you perform?

(Please check all that apply.)

Tutoring, other education-related work with kids

0 = No

1 = Yes

Applies to: Respondents who have volunteered in the past 12 months.

Instrument code: KECOMSRV = 1

Perturbation procedures were applied to this and other variables to protect against disclosure of individual information.

Sources: BPS:04/06 full-scale student interview

KEVLTB

Volunteer: other work with kids

What type of community service or volunteer work did you perform?

(Please check all that apply.)

Other work with kids (coaching, sports, Big Brother or Big Sister, etc.)

0 = No

1 = Yes

Applies to: Respondents who have volunteered in the past 12 months.

Instrument code: KECOMSRV = 1

Perturbation procedures were applied to this and other variables to protect against disclosure of individual information.

Sources: BPS:04/06 full-scale student interview

KEVLTC

Volunteer: fundraising (political and non-political)

What type of community service or volunteer work did you perform?

(Please check all that apply.)

Fundraising (political and non-political)

0 = No

1 = Yes

Applies to: Respondents who have volunteered in the past 12 months.

Instrument code: KECOMSRV = 1

Perturbation procedures were applied to this and other variables to protect against disclosure of individual information.

Sources: BPS:04/06 full-scale student interview

KEVLTD

Volunteer: homeless shelter/soup kitchen

What type of community service or volunteer work did you perform?

(Please check all that apply.)

Homeless shelter or soup kitchen

0 = No

1 = Yes

Applies to: Respondents who have volunteered in the past 12 months.

Instrument code: KECOMSRV = 1

Perturbation procedures were applied to this and other variables to protect against disclosure of individual information.

Sources: BPS:04/06 full-scale student interview

KEVLTE

Volunteer: neighborhood improvement

What type of community service or volunteer work did you perform?

(Please check all that apply.)

Neighborhood improvement, clean-up, or Habitat for Humanity

0 = No

1 = Yes

Applies to: Respondents who have volunteered in the past 12 months.

Instrument code: KECOMSRV = 1

Perturbation procedures were applied to this and other variables to protect against disclosure of individual information.

Sources: BPS:04/06 full-scale student interview

KEVLTF

Volunteer: health services

What type of community service or volunteer work did you perform?

(Please check all that apply.)

Health services or hospital, nursing home, group home

0 = No

1 = Yes

Applies to: Respondents who have volunteered in the past 12 months.

Instrument code: KECOMSRV = 1

Perturbation procedures were applied to this and other variables to protect against disclosure of individual information.

Sources: BPS:04/06 full-scale student interview

KEVLTG

Volunteer: service to the church

What type of community service or volunteer work did you perform?

(Please check all that apply.)

Service to a church or other religious organization

0 = No

1 = Yes

Applies to: Respondents who have volunteered in the past 12 months.

Instrument code: KECOMSRV = 1

Perturbation procedures were applied to this and other variables to protect against disclosure of individual information.

Sources: BPS:04/06 full-scale student interview

KEVLTX

Volunteer: other

What type of community service or volunteer work did you perform?

(Please check all that apply.)

Another type of service not listed

0 = No

1 = Yes

Applies to: Respondents who have volunteered in the past 12 months.

Instrument code: KECOMSRV = 1

Perturbation procedures were applied to this and other variables to protect against disclosure of individual information.

Sources: BPS:04/06 full-scale student interview

KEVLHRS

Number of hours volunteered per month

On average, how many hours did you volunteer each month during the last year?

Hour(s)

Applies to: Respondents who have volunteered in the past 12 months more than once.

Instrument code: KECOMSRV = 1 and KEVLONE = 0

Perturbation procedures were applied to this and other variables to protect against disclosure of individual information.

Sources: BPS:04/06 full-scale student interview

KEVLONE

One time volunteer event

On average, how many hours did you volunteer each month during the last year?

One time event

0 = No

1 = Yes

Applies to: Respondents who have volunteered in the past 12 months.

Instrument code: KECOMSRV = 1

Perturbation procedures were applied to this and other variables to protect against disclosure of individual information.

Sources: BPS:04/06 full-scale student interview

KESCHVA

Why volunteer: class requirement

Why did you become involved in your community service or volunteer work?

(Please check all that apply.)

It was a class requirement

0 = No

1 = Yes

Applies to: Respondents who have volunteered in the past 12 months.

Instrument code: KECOMSRV = 1

Perturbation procedures were applied to this and other variables to protect against disclosure of individual information.

Sources: BPS:04/06 full-scale student interview

KESCHVB

Why volunteer: campus organization

Why did you become involved in your community service or volunteer work?

(Please check all that apply.)

I participated through a campus organization such as a sorority or fraternity

0 = No

1 = Yes

Applies to: Respondents who have volunteered in the past 12 months.

Instrument code: KECOMSRV = 1

Perturbation procedures were applied to this and other variables to protect against disclosure of individual information.

Sources: BPS:04/06 full-scale student interview

KESCHVC

Why volunteer: encouraged by friends, family, faculty, etc

Why did you become involved in your community service or volunteer work?

(Please check all that apply.)

I was encouraged to participate by friends, family, faculty, or a mentor

0 = No

1 = Yes

Applies to: Respondents who have volunteered in the past 12 months.

Instrument code: KECOMSRV = 1

Perturbation procedures were applied to this and other variables to protect against disclosure of individual information.

Sources: BPS:04/06 full-scale student interview

KESCHVD

Why volunteer: expression of my personal beliefs and values

Why did you become involved in your community service or volunteer work?

(Please check all that apply.)

I considered it an expression of my personal beliefs and values

0 = No

1 = Yes

Applies to: Respondents who have volunteered in the past 12 months.

Instrument code: KECOMSRV = 1

Perturbation procedures were applied to this and other variables to protect against disclosure of individual information.

Sources: BPS:04/06 full-scale student interview

KESCHVE

Why volunteer: meet new people

Why did you become involved in your community service or volunteer work?

(Please check all that apply.)

I wanted to meet new people

0 = No

1 = Yes

Applies to: Respondents who have volunteered in the past 12 months.

Instrument code: KECOMSRV = 1

Perturbation procedures were applied to this and other variables to protect against disclosure of individual information.

Sources: BPS:04/06 full-scale student interview

KESCHVF

Why volunteer: develop useful skills

Why did you become involved in your community service or volunteer work?

(Please check all that apply.)

I wanted to develop useful skills

0 = No

1 = Yes

Applies to: Respondents who have volunteered in the past 12 months.

Instrument code: KECOMSRV = 1

Perturbation procedures were applied to this and other variables to protect against disclosure of individual information.

Sources: BPS:04/06 full-scale student interview

KESCHVG

Why volunteer: feel good about myself

Why did you become involved in your community service or volunteer work?

(Please check all that apply.)

It made me feel good about myself

0 = No

1 = Yes

Applies to: Respondents who have volunteered in the past 12 months.

Instrument code: KECOMSRV = 1

Perturbation procedures were applied to this and other variables to protect against disclosure of individual information.

Sources: BPS:04/06 full-scale student interview

KESCHVX

Why volunteer: other

Why did you become involved in your community service or volunteer work?

(Please check all that apply.)

Another reason not listed

0 = No

1 = Yes

Applies to: Respondents who have volunteered in the past 12 months.

Instrument code: KECOMSRV = 1

Perturbation procedures were applied to this and other variables to protect against disclosure of individual information.

Sources: BPS:04/06 full-scale student interview

KERTSVA

Volunteer experience: career choice

Which of the following statements best describe your experience in your community service or volunteer work activities.

(Please check all that apply.)

It helped me choose a career

0 = No

1 = Yes

Applies to: Respondents who have volunteered in the past 12 months.

Instrument code: KECOMSRV = 1

Perturbation procedures were applied to this and other variables to protect against disclosure of individual information.

Sources: BPS:04/06 full-scale student interview

KERTSVB

Volunteer experience: apply my skills to the real world

Which of the following statements best describe your experience in your community service or volunteer work activities.

(Please check all that apply.)

It revealed how to apply my knowledge, skills, and/or interests to real world issues

0 = No

1 = Yes

Applies to: Respondents who have volunteered in the past 12 months.

Instrument code: KECOMSRV = 1

Perturbation procedures were applied to this and other variables to protect against disclosure of individual information.

Sources: BPS:04/06 full-scale student interview

KERTSVC

Volunteer experience: expand skills

Which of the following statements best describe your experience in your community service or volunteer work activities?

(Please check all that apply.)

It expanded my skills (leadership, communication, etc.)

0 = no

1 = yes

Applies to: Respondents who have volunteered in the past 12 months.

Instrument code: KECOMSRV = 1

Perturbation procedures were applied to this and other variables to protect against disclosure of individual information.

Sources: BPS:04/06 full-scale student interview

KERTSVD

Volunteer experience: addition to resume

Which of the following statements best describe your experience in your community service or volunteer work activities.

(Please check all that apply.)

It's an important addition to my resume

0 = No

1 = Yes

Applies to: Respondents who have volunteered in the past 12 months.

Instrument code: KECOMSRV = 1

Perturbation procedures were applied to this and other variables to protect against disclosure of individual information.

Sources: BPS:04/06 full-scale student interview

KERTSVE

Volunteer experience: choice of majors

Which of the following statements best describe your experience in your community service or volunteer work activities.

(Please check all that apply.)

It clarified my choice of majors

0 = No

1 = Yes

Applies to: Respondents who have volunteered in the past 12 months.

Instrument code: KECOMSRV = 1

Perturbation procedures were applied to this and other variables to protect against disclosure of individual information.

Sources: BPS:04/06 full-scale student interview

KERTSVF

Volunteer experience: compassionate person

Which of the following statements best describe your experience in your community service or volunteer work activities.

(Please check all that apply.)

It helped me become a more compassionate person

0 = No

1 = Yes

Applies to: Respondents who have volunteered in the past 12 months.

Instrument code: KECOMSRV = 1

Perturbation procedures were applied to this and other variables to protect against disclosure of individual information.

Sources: BPS:04/06 full-scale student interview

KERTSVG

Volunteer experience: awareness of social issues
Which of the following statements best describe your experience in your community service or volunteer work activities?

(Please check all that apply.)

It increased my awareness of social issues

0 = No

1 = Yes

Applies to: Respondents who have volunteered in the past 12 months.

Instrument code: KECOMSRV = 1

Perturbation procedures were applied to this and other variables to protect against disclosure of individual information.

Sources: BPS:04/06 full-scale student interview

KERTSVH

Volunteer experience: none of the above
Which of the following statements best describe your experience in your community service or volunteer work activities?

(Please check all that apply.)

None of the above

0 = No

1 = Yes

Applies to: Respondents who have volunteered in the past 12 months.

Instrument code: KECOMSRV = 1

Perturbation procedures were applied to this and other variables to protect against disclosure of individual information.

Sources: BPS:04/06 full-scale student interview

KEDISSEN

Disability: long-lasting sensory condition
The next few questions will help us better understand the educational services available for people with disabilities.

Do you have a sensory impairment, such as blindness, deafness, or a severe vision or hearing impairment, that has lasted for 6 months or more?

0 = No

1 = Yes

Applies to: All respondents.

Perturbation procedures were applied to this and other variables to protect against disclosure of individual information.

Sources: BPS:04/06 full-scale student interview

KEDISMOB

Disability: condition that limits physical activities
Do you have a mobility impairment that has substantially limited one or more basic physical

activities, such as walking, climbing stairs, reaching, lifting, or carrying, for 6 months or more?

0 = No

1 = Yes

Applies to: All respondents.

Perturbation procedures were applied to this and other variables to protect against disclosure of individual information.

Sources: BPS:04/06 full-scale student interview

KEDISOTH

Disability: other condition lasting six months or more
Excluding any disabilities already mentioned, do you have any other physical, mental, emotional, or learning condition that has lasted 6 months or more? (By this we mean any condition that limits your ability to learn, remember, or concentrate; to dress, bathe, or get around the house; or to get to school, around campus, or to work.)

0 = No

1 = Yes

Applies to: All respondents.

Perturbation procedures were applied to this and other variables to protect against disclosure of individual information.

Sources: BPS:04/06 full-scale student interview

KEHIGHED

Highest education level expected
Now we'd like to ask a few questions about your educational and personal goals.

What is the highest level of education you ever expect to complete?

0 = No degree or certificate expected

2 = Undergraduate certificate or diploma
(occupational or technical program)

3 = Associate's degree

4 = Bachelor's degree

6 = Post-baccalaureate certificate or program

8 = Master's degree

9 = Post-master's certificate

10 = Professional degree (only includes the following programs: chiropractic, dentistry, law, medicine, optometry, osteopathic medicine, pharmacy, podiatry, divinity, theology, or veterinary medicine)

11 = Doctoral degree

Applies to: All respondents.

Perturbation procedures were applied to this and other variables to protect against disclosure of individual information.

Sources: BPS:04/06 full-scale student interview

KEPLNTCH

Plan on teaching K-12

Do you plan on becoming a teacher at the K-12 (kindergarten through grade 12) level?

- 1 = Definitely yes
- 2 = Probably yes
- 3 = Probably not
- 4 = Definitely not

Applies to: All respondents.

Recode note: If KDOC2C6 in (252012 252021 252022 252023 252031 252032 252041 252042 252043) then KEPLNTCH = 1

Perturbation procedures were applied to this and other variables to protect against disclosure of individual information.

Sources: BPS:04/06 full-scale student interview

KEPLINF

Importance: influence political structure

Please indicate which of the following personal goals are very important to you.

(Please check all that apply.)

Influencing the political structure

- 0 = No
- 1 = Yes

Applies to: All respondents.

Perturbation procedures were applied to this and other variables to protect against disclosure of individual information.

Sources: BPS:04/06 full-scale student interview

KEWLOFF

Importance: being financially well off

Please indicate which of the following personal goals are very important to you.

(Please check all that apply.)

Being very well-off financially

- 0 = No
- 1 = Yes

Applies to: All respondents.

Perturbation procedures were applied to this and other variables to protect against disclosure of individual information.

Sources: BPS:04/06 full-scale student interview

KESTEADY

Importance: steady work

Please indicate which of the following personal goals are very important to you.

(Please check all that apply.)

Being able to find steady work

- 0 = No
- 1 = Yes

Applies to: All respondents.

Perturbation procedures were applied to this and other variables to protect against disclosure of individual information.

Sources: BPS:04/06 full-scale student interview

KELEADR

Importance: being community leader

Please indicate which of the following personal goals are very important to you.

(Please check all that apply.)

Being a leader in the community

- 0 = No
- 1 = Yes

Applies to: All respondents.

Perturbation procedures were applied to this and other variables to protect against disclosure of individual information.

Sources: BPS:04/06 full-scale student interview

KECLSFAM

Importance: living close to relatives

Please indicate which of the following personal goals are very important to you. (Please check all that apply.)

Living close to parents and relatives

- 0 = No
- 1 = Yes

Applies to: All respondents.

Perturbation procedures were applied to this and other variables to protect against disclosure of individual information.

Sources: BPS:04/06 full-scale student interview

KEAREA

Importance: getting away from hometown

Please indicate which of the following personal goals are very important to you. (Please check all that apply.)

Getting away from the area where you grew up

- 0 = No
- 1 = Yes

Applies to: All respondents.

Perturbation procedures were applied to this and other variables to protect against disclosure of individual information.

Sources: BPS:04/06 full-scale student interview

KELEISUR

Importance: leisure time

Please indicate which of the following personal goals are very important to you. (Please check all that apply.)

Having leisure time to enjoy interests

0 = No

1 = Yes

Applies to: All respondents.

Perturbation procedures were applied to this and other variables to protect against disclosure of individual information.

Sources: BPS:04/06 full-scale student interview

KEKIDS

Importance: having children

Please indicate which of the following personal goals are very important to you.

(Please check all that apply.)

Having children

0 = No

1 = Yes

Applies to: All respondents.

Perturbation procedures were applied to this and other variables to protect against disclosure of individual information.

Sources: BPS:04/06 full-scale student interview

KEIMPNON

Importance: none

Please indicate which of the following personal goals are very important to you. (Please check all that apply.)

None of the above

0 = No

1 = Yes

Applies to: All respondents.

Perturbation procedures were applied to this and other variables to protect against disclosure of individual information.

Sources: BPS:04/06 full-scale student interview

KEEXPRT

Importance: recognized as an expert

Please indicate which of the following personal goals are very important to you. (Please check all that apply.)

Being recognized as an expert in my field of work

0 = No

1 = Yes

Applies to: All respondents.

Perturbation procedures were applied to this and other variables to protect against disclosure of individual information.

Sources: BPS:04/06 full-scale student interview

KEMEAN

Importance: meaning and purpose in life

Please indicate which of the following personal goals are very important to you. (Please check all that apply.)

Finding meaning and a sense of purpose in my life

0 = No

1 = Yes

Applies to: All respondents.

Perturbation procedures were applied to this and other variables to protect against disclosure of individual information.

Sources: BPS:04/06 full-scale student interview

KEHELP

Importance: helping others

Please indicate which of the following personal goals are very important to you. (Please check all that apply.)

Helping others in need

0 = No

1 = Yes

Applies to: All respondents.

Perturbation procedures were applied to this and other variables to protect against disclosure of individual information.

Sources: BPS:04/06 full-scale student interview

KEHURR

Hurricane: enrollment effect

Were your enrollment plans affected by the hurricanes in 2005?

0 = No

1 = Yes

Applies to: All respondents.

Perturbation procedures were applied to this and other variables to protect against disclosure of individual information.

Sources: BPS:04/06 full-scale student interview

KEHRPLA

Hurricane impact: transferred temporarily

How did the 2005 hurricanes affect your enrollment plans? (Please check all that apply.)

Transferred to a different school temporarily

0 = No

1 = Yes

Applies to: Respondents whose enrollment plans were affected by the hurricanes in 2005.

Instrument code: KEHURR = 1

Perturbation procedures were applied to this and other variables to protect against disclosure of individual information.

Sources: BPS:04/06 full-scale student interview

KEHRPLB

Hurricane impact: Transferred permanently
 How did the 2005 hurricanes affect your enrollment plans? (Please check all that apply.)

Transferred to a different school permanently
 0 = No
 1 = Yes

Applies to: Respondents whose enrollment plans were affected by the hurricanes in 2005.

Instrument code: KEHURR = 1
 Perturbation procedures were applied to this and other variables to protect against disclosure of individual information.
 Sources: BPS:04/06 full-scale student interview

KEHRPLC

Hurricane impact: Took classes on-line
 How did the 2005 hurricanes affect your enrollment plans? (Please check all that apply.)

Took classes on-line from another school
 0 = No
 1 = Yes

Applies to: Respondents whose enrollment plans were affected by the hurricanes in 2005.

Instrument code: KEHURR = 1
 Perturbation procedures were applied to this and other variables to protect against disclosure of individual information.
 Sources: BPS:04/06 full-scale student interview

KEHRPLD

Hurricane impact: Delayed enrollment
 How did the 2005 hurricanes affect your enrollment plans? (Please check all that apply.)

Delayed my enrollment until a later term
 0 = No
 1 = Yes

Applies to: Respondents whose enrollment plans were affected by the hurricanes in 2005.

Instrument code: KEHURR = 1
 Perturbation procedures were applied to this and other variables to protect against disclosure of individual information.
 Sources: BPS:04/06 full-scale student interview

KEHRPLE

Hurricane impact: Dropped out
 How did the 2005 hurricanes affect your enrollment plans? (Please check all that apply.)

Dropped out of school
 0 = No
 1 = Yes

Applies to: Respondents whose enrollment plans were affected by the hurricanes in 2005.

Instrument code: KEHURR = 1
 Perturbation procedures were applied to this and other variables to protect against disclosure of individual information.
 Sources: BPS:04/06 full-scale student interview

KEHRPLF

Hurricane impact: Other
 How did the 2005 hurricanes affect your enrollment plans? (Please check all that apply.)

Other effect not listed
 0 = No
 1 = Yes

Applies to: Respondents whose enrollment plans were affected by the hurricanes in 2005.

Instrument code: KEHURR = 1
 Perturbation procedures were applied to this and other variables to protect against disclosure of individual information.
 Sources: BPS:04/06 full-scale student interview

Appendix G

Imputation Rates

Table G-1. Weighted rates of missing data before imputation for all variables: 2006

Variable description	Variable name	Rate of missing data ¹
Academic 2004: graduate student instructors	ACAD04A	16.1
Academic 2004: essay exams	ACAD04B	12.6
Academic 2004: large classes	ACAD04C	13.0
Academic 2004: write papers for courses	ACAD04D	12.8
Accepted-number of schools 2004	ACPT04	29.1
First choice school-accepted at 2004	ACPTF04	16.6
Afford school without working 2006	AFFORD06	45.6
Age as of 12/31/03	AGE04	†
Age groups as of 12/31/03	AGEGROUP	†
Received Pell grant in 2003–04	ANYPEL04	†
Applied-number of schools 2004	APPS04	16.5
Attendance fall 2003	ATTEND	†
Monthly car loan payment 2006	CARAMT06	61.8
Have a car loan 2006	CARLN06	30.6
Ever received an incomplete 2006	CINCOMP06	34.7
Total income-parents and independent (continuous)	CINCOM04	0.2
Citizenship in 2004	CITZN04	0.1
Citizenship status 2006	CITZN06	†
Type of class 2006	CLTY06A–X	89.6
Volunteer 2006: community service hours/month	COMHRS06	58.6
Volunteer 2006: number of volunteer activities	COMNUM06	53.0
Volunteer 2006: community service-one event	COMONE06	52.9
Community service in 2004	COMSERV	0.2
Volunteer 2006: any community service	COMSRV06	30.6
NPSAS institution control	CONTROL	†
Earned Advanced Placement credit in high school	CRDAP04	10.3
Credit cards-balance due last statement 2006	CRDBAL06	62.7
Earned college credits at a college in HS	CRDCL04	10.1
Earned credits to enter as sophomore	CRDES04	27.8
Earned any college credits in high school	CRDHS04	10.3
Credit cards-number of credit cards 2006	CRDNUM06	30.7
Credit cards-pay off balance 2006	CRDPAY06	43.2
Ever repeat course for higher grade 2006	CRPT06	34.4
Amount owed undergraduate loans 2006	CUMOWE06	51.2
Amount borrowed undergrad loans 2006	CUMULN06	34.3
Ever withdraw when failing 2006	CWTHD06	33.7
Delayed enrollment 2004	DEHS04A–X	35.8
Any dependent kids in 2004	DEPANY04	0.1
Any dependent children	DEPANY06	30.5
Dependency status in 2004	DEPEND	#
Dependent children-number 2006	DEPNUM06	30.5
Dependent children-age of youngest 2006	DEPYNG06	67.9
Highest degree ever expected 2006	DGEVR06	31.0
Disability: physical condition 2006	DISMOB06	30.7
Disability: other condition 2006	DISOTH06	30.7

See notes at end of table.

Table G-1. Weighted rates of missing data before imputation for all variables: 2006—Continued

Variable description	Variable name	Rate of missing data ¹
Disability: sensory condition 2006	DISSEN06	30.5
Distance from most recent institution 2006	DISTNC06	34.8
Time frame for school year earnings	EARN06	42.5
Employer while enrolled 2006	EMPTYP06	40.8
Date of last enrollment through 2006	ENDTLA3Y	†
Number of schools attended through 2006	ENINUM3Y	5.3
Enrollment status during fall 2003	ENRFALL	†
Future enrollment plans 2006	ENRPLN06	†
Enrollment status during spring 2004	ENRSPR	†
First institution control	FCONTROL	†
First institution level	FLEVEL	†
Frequency 2004: informal meeting with faculty	FREQ04A	16.4
Frequency 2004: talk with faculty outside class	FREQ04B	16.1
Frequency 2004: meet academic advisor	FREQ04C	16.1
Frequency 2004: attend fine arts activities	FREQ04D	16.1
Frequency 2004: participate in school clubs	FREQ04E	16.2
Frequency 2004: participate in school sports	FREQ04F	16.1
Frequency 2004: attend study groups	FREQ04G	16.1
Frequency 2006: faculty informal meeting	FREQ06A	31.2
Frequency 2006: faculty talk outside class	FREQ06B	31.1
Frequency 2006: meet academic advisor	FREQ06C	31.3
Frequency 2006: fine arts activities	FREQ06D	31.4
Frequency 2006: school clubs	FREQ06E	31.3
Frequency 2006: school sports	FREQ06F	31.5
Frequency 2006: study groups	FREQ06G	31.2
First 4-yr institution doctoral	FSECDOC	†
Gender	GENDER	†
Grade point average 2006	GPA06	34.2
Grade point average measured on 4.00 scale	GPASC06	33.4
Historical Black college indicator	HBCU	†
Grade point average in high school	HCGPAREP	44.0
Highest level of math completed/planned	HCMATH	13.2
Years completed/planned math	HCMATHYS	13.2
Years completed/planned English	HCYSENGL	45.7
Years completed/planned foreign languages	HCYSLANG	47.0
Years completed/planned science	HCYSSCIE	46.1
Years completed/planned social studies	HCYSSOCI	45.9
Own home or pay rent 2006	HOUSE06	30.5
Hours worked per week while enrolled 2006	HRSWK06	41.3
High school degree type	HSDEG04	#
High school graduation year	HSGRDY04	0.1
Household size 2006	HSIZE06	32.2
Hurricane 2005 impact: enrollment effect	HURENR	30.7
Hurricane 2005 impact	HURPLA-F	95.2
Importance 2004	IMPT04B-I	16.3
Importance 2006	IMPT06A-K	30.6

See notes at end of table.

Table G-1. Weighted rates of missing data before imputation for all variables: 2006—Continued

Variable description	Variable name	Rate of missing data ¹
Income group in 2004	INCGRP	0.1
Annual income (respondent) in 2005	INCRES05	52.3
Annual income (spouse) in 2005	INCSPS05	75.6
NPSAS institution ID	INSTID	†
NPSAS institution state	INSTSTAT	†
Job 2006: begin date	JOBEG06	50.3
Job 2006: health insurance offered	JOBHEN06	51.6
Job 2006: related to career goals	JOBCAR06	50.1
Job 2006: took classes toward certificate	JOBCLS06	77.8
Job 2006: type of employer	JOBEMP06	50.1
Job 2006: first job after leaving school	JOBFST06	49.9
Job 2006: hours worked weekly	JOBHRS06	50.4
Job 2006: type of industry	JOBIND06	49.9
Job 2006: had an internship or practicum	JOBINT06	49.9
Job 2006: license/certification type (general)	JOBLCG06	78.3
Job 2006: license/certificate type (specific)	JOBLCS06	78.5
Job 2006: type of occupation	JOBOCC06	49.5
Job placement 2006: advertisement	JOBPA06	50.0
Job placement 2006: networking	JOBPN06	50.0
Job placement 2006: other	JOBPO06	50.0
Job placement 2006: resume	JOBPR06	50.0
Job placement 2006: school assistance	JOBPS06	50.0
Job 2006: related to coursework	JOBRCR06	94.4
Job 2006: required certificate	JOBRCT06	50.9
Job 2006: required degree	JOBRDG06	50.9
Job 2006: required license	JOBRLC06	50.9
Job 2006: related to major	JOBRLM06	64.1
Job 2006: required no license or degree	JOBRNO06	50.9
Job 2006: same or similar job while enrolled	JOBSIM06	50.0
Employment status (not enrolled) 2006	JOBST06	43.4
Job 2006: attained through training	JOBTRN06	50.0
Last institution control	LCONTROL	†
NPSAS institution level	LEVEL	†
Last institution level	LLEVEL	†
Housing when last enrolled 2006	LOCALR06	33.3
Enrolled job location 2006	LOCJOB06	40.6
Major when last enrolled (33 cat) 2006	MAJ06A	33.2
Major-changes in major 2006	MAJ06CHG	37.3
Major declared 2006	MAJ06DEC	32.9
Major (second) when last enrolled (33 cat) 2006	MAJS06A	32.9
Monthly mortgage payment 2006	MTGAMT06	51.3
First choice was NPSAS school 2004	NPFST04	16.5
Received child support 2005	NTX05A	80.0
Received disability payments 2005	NTX05B	80.4
Received food stamps 2005	NTX05C	80.4
Received social security 2005	NTX05D	80.4

See notes at end of table.

Table G-1. Weighted rates of missing data before imputation for all variables: 2006—Continued

Variable description	Variable name	Rate of missing data ¹
Received TANF (AFDC) 2005	NTX05E	80.0
Received workers compensation 2005	NTX05F	80.4
Received FEMA disaster assistance 2005	NTX05G	80.4
Received any untaxed income/benefits in 2005	NTXANY05	30.6
Number of jobs when last enrolled 2006	NUMJOB06	33.2
Number of schools attended Y1	NUMSCHY1	†
NPSAS institution region	OBereg	†
Hispanic-serving institution	OCRHSI	†
Parents deceased	PARDIE06	29.7
Parent's income 2006	PARINC06	35.6
Parents paid tuition and fees 2006	PARSP06A	30.8
Parents paid other expenses 2006	PARSP06B	30.8
Parents paid for housing 2006	PARSP06C	30.8
Parents paid living expenses 2006	PARSP06D	30.8
No financial support from parents 2006	PARSP06E	30.8
Parents marital status 2006	PMARIT06	32.4
Persistence and attainment 3-year total 2006	PRAT3Y	†
First institution cumulative retention 2005-06	PROUTFI3	†
Published list of colleges consulted 2004	PUBLST04	16.2
Race-ethnicity	RACE2	0.1
Reason attended 2004	RAD04A-X	16.5
Enrolled job related to courses 2006	RELCRS06	78.7
Enrolled job related to major 2006	RELMAJ06	45.3
Reason left 2004	RLV04A-X	92.5
Reason left 2006	RLV06A-X	95.1
Reason did not attend 2004	RNAD04B-X	60.5
Monthly student loan repayments 2006	RPYAMT06	85.6
Parents helping to repay loans 2006	RPYHLP06	82.2
Currently repaying student loans 2006	RPYSL06	51.0
Purpose (2nd school) 2006	RSN2A-F	29.7
Purpose (3rd school) 2006	RSN3A-F	44.4
Transfer reason 2004	RTR04A-X	38.8
School 1 enrollment string for Y2 and Y3	S1ENRY23	5.3
First school attended sector	S1SEC	†
School 2 enrollment string for Y2 and Y3	S2ENRY23	18.6
School 2 sector	S2SEC	18.1
School 3 enrollment string for Y2 and Y3	S3ENRY23	62.7
School 3 sector	S3SEC	62.7
School 4 enrollment string for Y2 and Y3	S4ENRY23	95.7
School 4 sector	S4SEC	95.7
NPSAS:04 respondent type	SAMPTYPE	†
NPSAS institution type	SECTOR9	†
Selectivity	SELECTIV	†
Student/employee role 2006	SEROLE06	40.8
Type of job while enrolled 2006	SHLJOB06	40.6
Siblings in college before respondent 2006	SIBBEF06	32.3

See notes at end of table.

Table G-1. Weighted rates of missing data before imputation for all variables: 2006—Continued

Variable description	Variable name	Rate of missing data ¹
Siblings in college 2006	SIBCOL06	32.2
Student marital status in 2004	SMARITAL	0.1
Marital status 2006	SMAR06	30.5
Spouse in college 2006	SPCOL06	74.3
Spouse's education level 2006	SPSED06	74.6
Spouse have student loan	SPSLN06	74.4
Spouse's student loan amount 2006	SPSOWE06	95.0
Spouse's student loan monthly payment 2006	SPSRPY06	94.9
BPS:06 interview status	SUMSTFLG	†
Plan on teaching 2004	TEACH04	16.6
Plan on teaching 2006	TEACH06	30.6
ACT derived composite score	TEACTDER	17.1
SAT derived combined score	TESATDER	17.1
SAT derived math score	TESATMDE	18.8
SAT derived verbal score	TESATVDE	18.8
Took SAT or ACT exams	TETOOK	9.2
Amount earned last year enrolled 2006	TOTERN06	43.8
Associate degree type in 2004	UGDAA04	0.2
Undergraduate degree program in 2004	UGDEG04	#
Degree program when last enrolled 2006	UGDEG06	32.3
Class level at most recent institution 2006	UGLV06	33.4
First year class level	UGLVL04	†
Unemployment: looking for a job 2006	UNEMPL06	78.0
Unemployment: longest period 2006	UNEMPT06	85.4
Unemployment: number of periods 2006	UNMPN06	44.5
U.S. born	USBORN04	0.2
Volunteer 2006	VLT06A–X	53.0
Volunteer benefit 2006: career choice	VLTB06A–H	53.1
Volunteer reason 2006	VLTR06A–X	53.0
Vote 2006: voted in 2004 elections	VOTE06	33.6
Vote 2006: registered to vote U.S. elections	VOTERG06	30.0
Intensity of work while enrolled 2006	WKSWK06	60.4

† Not applicable. Data were either imputed from NPSAS:04 or obtained through institutional records.

Rounds to zero.

¹ Rate of missing data is defined as the number of responses received for an item / the number of eligible responses.

SOURCE: U.S. Department of Education, National Center for Education Statistics, 2004/06 Beginning Postsecondary Students Longitudinal Study (BPS:04/06).

Table G-2. Pre- versus post-imputation frequency distribution for eight select variables: 2006

Variable	Variable label	Percent		Difference
		Weighted distribution before imputation	Weighted distribution after imputation	
RACE04	Race/ethnicity			
	White	61.7	61.7	0.0
	Black	13.5	13.5	0.0
	Hispanic	15.0	15.0	0.0
	Asian	4.7	4.7	0.0
	American Indian	0.7	0.7	0.0
	Pacific Islander	0.4	0.4	0.0
	Other	1.3	1.3	0.0
	More than one race	2.8	2.8	0.0
AGEGRP04	Age groups as of 12/31/03			
	18 or less	42.6	42.6	0.0
	19	23.4	23.4	0.0
	20–23	12.8	12.8	0.0
	24–29	7.8	7.9	0.0
	30 or older	13.3	13.3	0.0
INCGRP04	Income group in 2004			
	Low	28.4	28.4	0.0
	Low-middle	27.0	27.0	0.0
	High-middle	24.0	24.0	0.0
	High	20.6	20.6	0.0
TETOOK	Took SAT or ACT exams			
	Did not take SAT or ACT	27.0	29.6	-2.6
	Took the SAT	31.7	30.8	0.9
	Took the ACT	24.8	23.9	0.8
	Took both the SAT and ACT	16.5	15.6	0.9
HCMATH	Highest level of math completed/planned			
	None of these	14.4	15.7	-1.3
	Algebra II	29.3	30.4	-1.1
	Trigonometry/algebra II	17.7	17.6	0.1
	Pre-calculus	21.0	19.9	1.1
	Calculus	17.5	16.3	1.2
COMSRV06	Volunteer 2006: any community service			
	No	60.7	62.2	-1.5
	Yes	39.3	37.8	1.5
SEROLE06	Student/employee role 2006			
	A student working to meet expenses	82.6	78.8	3.9
	An employee who decided to enroll in school	17.4	21.2	-3.9
SMAR06	Marital status 2006			
	Single, never married	79.4	78.3	1.1
	Married	15.2	15.9	-0.7
	Separated	1.3	1.4	-0.1
	Divorced	3.8	4.1	-0.3
	Widowed	0.3	0.3	0.0

SOURCE: U.S. Department of Education. National Center for Education Statistics, 2004/06 Beginning Postsecondary Students Longitudinal Study (BPS:04/06).

Table G-3. Evaluation of item nonresponse bias after imputation for continuous variables: 2006

Variable	Variable label	Weighted mean before imputation	Weighted mean after imputation	Estimated bias	Percent relative bias
ACPT04	Accepted-number of schools 2004	2.13	2.06	0.07*	3.40
APPS04	Applied-number of schools 2004	2.46	2.42	0.05*	1.87
CARAMT06	Car payment amount	305.48	311.00	-5.52*	-1.78
CINCOM04	Income (continuous) in 2004 (Dep and Indep)	55,731.90	55,741.74	-9.83	-0.02
COMHRS06	Number of hours volunteered per month	14.97	15.11	-0.13	-0.88
COMNUM06	Volunteer 2006: number of volunteer activities	1.93	1.90	0.03*	1.54
CRDBAL06	Balance due on all credit cards	2,732.17	2,847.57	-115.41	-4.05
CRDNUM06	Number of credit cards in own name	1.30	1.29	0.00	0.05
CUMOWE06	Amount owed for undergrad education	12,482.65	10,479.02	2,003.63*	19.12
CUMULN06	Amount borrowed for undergraduate loans	6,655.11	6,511.90	143.21	2.20
DEPNUM06	Number of dependent children	0.40	0.43	-0.03*	-6.23
DEPYNG06	Age of youngest dependent child	5.95	5.84	0.11	1.81
DISTNC06	Distance in miles from primary school to home	133.06	115.91	17.16*	14.80
GPA06	Cumulative grade point average	315.28	314.62	0.66	0.21
HRSWK06	Hours worked weekly when last enrolled	25.26	26.65	-1.39*	-5.21
HSIZE06	Number in household	3.67	3.64	0.03*	0.79
INCRES05	Total earnings	25,083.53	25,080.10	3.43	0.01
JOBHRS06	Hours worked weekly	39.26	39.39	-0.13	-0.32
MTGAMT06	Monthly rent or mortgage payment amount	552.05	561.70	-9.65	-1.72
RPYAMT06	Monthly payment on education loans	137.33	126.89	10.44*	8.23
SPSOWE06	Spouse's total student loan amount	12,503.24	12,363.06	140.18	1.13
SPSRPY06	Spouse's monthly payment of student loans	70.08	102.75	-32.67*	-31.80
TESATDER	SAT derived combined score	1,006.39	990.50	15.90*	1.60
TESATMDE	SAT Math derived score	503.54	494.64	8.90*	1.80
TESATVDE	SAT Verbal derived score	504.53	495.86	8.67*	1.75
TOTERN06	Amount earned last year enrolled 2006	8,629.15	9,380.48	-751.33*	-8.01
UNEMPT06	Longest period of unemployment	8.27	8.32	-0.05	-0.61
UNMPN06	Number of periods of unemployment	0.68	0.68	0.00	-0.50

* $p < .05$.NOTE: The statistical significance is based on a t -test of the estimated bias. The relative bias is also provided as another way to gauge whether a bias is practically significant. While a difference may be statistically significant because of small standard errors or large sample sizes, the actual bias may be small.

SOURCE: U.S. Department of Education, National Center for Education Statistics, 2004/06 Beginning Postsecondary Students Longitudinal Study (BPS:04/06).

Table G-4. Evaluation of item nonresponse bias after imputation for categorical variables: 2006

Variable	Variable label	Value	Weighted mean before imputation	Weighted mean after imputation	Estimated bias	Percent relative bias
ACAD04A	Classes taught by graduate students	0	53.23	53.92	-0.70	-1.29
		1	29.94	29.51	0.42	1.44
		2	16.84	16.56	0.27	1.64
ACAD04B	Have to write essay answers	0	9.98	10.27	-0.29	-2.83
		1	46.60	46.90	-0.29	-0.63
		2	43.42	42.84	0.59	1.37
ACAD04C	Have large classes	0	28.73	29.59	-0.87	-2.93
		1	35.49	35.23	0.26	0.74
		2	35.79	35.18	0.61	1.73
ACAD04D	Have to write papers	0	3.55	3.67	-0.12	-3.21
		1	28.30	28.45	-0.15	-0.52
		2	68.15	67.88	0.26	0.39
ACPTF04	Accepted at first choice school	0	8.76	8.50	0.25 *	2.95
		1	91.24	91.50	-0.25 *	-0.27
AFFORD06	Afford school without working	0	58.41	60.29	-1.88 *	-3.12
		1	41.59	39.71	1.88 *	4.74
CARLN06	Have a car payment	0	71.90	70.10	1.80 *	2.57
		1	28.10	29.90	-1.80 *	-6.02
CINCMPO6	Ever while enrolled: receive grade of incomplete	0	85.22	83.92	1.30 *	1.55
		1	14.78	16.08	-1.30 *	-8.11
CITZN04	Citizenship 2004	1	93.88	93.87	0.01	0.01
		2	4.99	5.01	-0.01	-0.29
		3	1.13	1.13	0.00	0.06
CLTY06A	Type of class: business	0	79.20	78.61	0.59	0.76
		1	20.80	21.40	-0.59	-2.78
CLTY06B	Type of class: health	0	73.64	72.94	0.70	0.96
		1	26.36	27.06	-0.70	-2.60
CLTY06C	Type of class: education	0	90.54	90.77	-0.23	-0.25
		1	9.46	9.23	0.23	2.46
CLTY06D	Type of class: engineering and engineering technology	0	96.71	96.50	0.21	0.22
		1	3.29	3.50	-0.21	-5.99

See notes at end of table.

Table G-4. Evaluation of item nonresponse bias after imputation for categorical variables: 2006—Continued

Variable	Variable label	Value	Weighted mean before imputation	Weighted mean after imputation	Estimated bias	Percent relative bias
CLTY06E	Type of class: computer and information sciences	0	85.70	86.02	-0.31	-0.36
		1	14.30	13.98	0.31	2.24
CLTY06F	Type of class: social sciences	0	71.21	73.62	-2.42	-3.28
		1	28.79	26.38	2.42	9.16
CLTY06G	Type of class: natural sciences and mathematics	0	65.78	66.46	-0.67	-1.02
		1	34.22	33.54	0.67	2.01
CLTY06H	Type of class: arts and humanities	0	65.88	68.05	-2.17	-3.19
		1	34.12	31.95	2.17	6.80
CLTY06I	Type of class: communications	0	85.70	85.94	-0.24	-0.28
		1	14.30	14.06	0.24	1.72
CLTY06J	Type of class: vocational program	0	96.03	95.73	0.29	0.31
		1	3.97	4.27	-0.29	-6.86
CLTY06K	Type of classes: university transfer	0	87.90	89.95	-2.05	-2.28
		1	12.10	10.05	2.05	20.40
CLTY06L	Type of classes: general education	0	50.38	52.00	-1.62	-3.11
		1	49.62	48.00	1.62	3.37
CLTY06X	Type of class: other	0	81.70	81.58	0.11	0.14
		1	18.30	18.42	-0.11	-0.62
COMONE06	One-time volunteer event	0	82.03	81.91	0.12	0.15
		1	17.97	18.09	-0.12	-0.68
COMSERV	Community service performed last year	0	59.25	59.25	0.01	0.01
		1	40.75	40.75	-0.01	-0.02
COMSRV06	Community service/volunteer in last year	0	60.68	62.17	-1.48 *	-2.39
		1	39.32	37.83	1.48 *	3.92
CRDAP04	Advanced placement credit	0	81.21	81.23	-0.01	-0.01
		1	18.79	18.77	0.01	0.06
CRDCL04	Earned college credits at a college in high school	0	79.02	78.99	0.03	0.04
		1	20.98	21.01	-0.03	-0.15
CRDES04	Credit to enter as sophomore	0	89.11	89.47	-0.37	-0.41
		1	10.89	10.53	0.37	3.50
CRDHS04	Earned college credits in high school	0	69.69	69.92	-0.23	-0.33
		1	30.31	30.08	0.23	0.77

See notes at end of table.

Table G-4. Evaluation of item nonresponse bias after imputation for categorical variables: 2006—Continued

Variable	Variable label	Value	Weighted mean before imputation	Weighted mean after imputation	Estimated bias	Percent relative bias
CRDPAY06	Pay off or carry credit balance	1	51.86	50.66	1.20 *	2.38
		2	48.14	49.34	-1.20 *	-2.44
CRPT06	Ever while enrolled: repeat course for higher grade	0	76.04	77.03	-1.00 *	-1.29
		1	23.96	22.97	1.00 *	4.33
CWTHD06	Ever while enrolled: withdrawn from course after deadline	0	68.42	69.02	-0.60	-0.86
		1	31.58	30.98	0.60	1.92
DEHS04A	Post-high school: worked	0	13.38	13.52	-0.15	-1.08
		1	86.62	86.48	0.15	0.17
DEHS04B	Post-high school: military	0	88.83	89.42	-0.59	-0.66
		1	11.17	10.58	0.59	5.59
DEHS04C	Post-high school: married/family	0	51.95	54.00	-2.05 *	-3.80
		1	48.05	46.00	2.05 *	4.46
DEHS04D	Post-high school: health	0	63.91	64.60	-0.69	-1.07
		1	36.09	35.40	0.69	1.95
DEHS04E	Post-high school: traveled	0	71.19	72.06	-0.87	-1.21
		1	28.81	27.94	0.87	3.11
DEHS04X	Post-high school: other	0	91.13	91.31	-0.18	-0.19
		1	8.87	8.69	0.18	2.03
DEPANY04	Any dependents in 2004 (y/n)	0	80.83	80.83	0.00	0.00
		1	19.17	19.17	0.00	0.00
DEPANY06	Has dependent children	0	79.16	77.89	1.27 *	1.63
		1	20.84	22.11	-1.27 *	-5.74
DEPND04	Dependency in 2004	1	71.17	71.17	0.00	0.00
		2	28.83	28.83	0.00	0.00
DGEVR06	Highest education level expected	0	4.16	4.85	-0.69 *	-14.19
		1	5.55	6.44	-0.89 *	-13.85
		2	11.30	12.28	-0.98 *	-7.99
		3	31.02	31.55	-0.53	-1.69
		4	0.77	0.76	0.01	1.36
		5	31.42	29.64	1.79 *	6.03
		6	0.49	0.43	0.07	15.28
		7	6.26	5.70	0.55 *	9.68
		8	9.02	8.34	0.68 *	8.15

See notes at end of table.

Table G-4. Evaluation of item nonresponse bias after imputation for categorical variables: 2006—Continued

Variable	Variable label	Value	Weighted mean before imputation	Weighted mean after imputation	Estimated bias	Percent relative bias
DISMOB06	Disability: condition that limits physical activities	0	97.13	96.72	0.41 *	0.43
		1	2.87	3.28	-0.41 *	-12.56
DISOTH06	Disability: other condition lasting 6 months or more	0	92.81	92.63	0.18	0.19
		1	7.19	7.37	-0.18	-2.44
DISSEN06	Disability: long-lasting sensory condition	0	98.25	98.09	0.16	0.16
		1	1.75	1.91	-0.16	-8.42
EARN06	Time frame for school year earnings	1	33.07	32.83	0.24	0.72
		2	4.99	4.52	0.46	10.27
		3	13.06	12.53	0.53	4.23
		4	9.75	9.58	0.17	1.73
		5	39.13	40.53	-1.40 *	-3.45
EMPTY06	Type of employer	1	18.13	15.24	2.89 *	18.97
		2	60.54	62.64	-2.10 *	-3.35
		3	8.50	8.76	-0.26	-3.00
		4	6.21	6.40	-0.19	-2.96
		5	0.91	0.96	-0.05	-5.25
		6	5.71	6.00	-0.29	-4.80
ENINUM3Y	Number of schools attended through 2006	1	75.65	75.88	-0.23	-0.30
		2	21.03	20.89	0.14	0.67
		3	3.06	2.96	0.10 *	3.35
		4	0.25	0.26	-0.01	-3.52
FREQ04A	Informal meeting with faculty	0	63.02	63.35	-0.33	-0.52
		1	30.78	30.61	0.17	0.54
		2	6.20	6.04	0.16	2.66
FREQ04B	Meet advisor about academic plans	0	25.81	26.54	-0.73 *	-2.75
		1	59.96	59.60	0.36	0.60
		2	14.22	13.85	0.37 *	2.68
FREQ04C	Talk with faculty outside class	0	30.65	31.26	-0.61 *	-1.94
		1	52.92	52.54	0.38	0.73
		2	16.42	16.20	0.22	1.38
FREQ04D	Attend fine arts activities	0	67.57	68.35	-0.78 *	-1.14
		1	23.66	23.12	0.54 *	2.32
		2	8.77	8.53	0.24	2.82

See notes at end of table.

Table G-4. Evaluation of item nonresponse bias after imputation for categorical variables: 2006—Continued

Variable	Variable label	Value	Weighted mean before imputation	Weighted mean after imputation	Estimated bias	Percent relative bias
FREQ04E	Participate in school clubs	0	71.96	73.03	-1.07 *	-1.46
		1	18.60	17.88	0.72 *	4.03
		2	9.44	9.09	0.35 *	3.81
FREQ04F	Participate in sports	0	78.10	78.61	-0.52 *	-0.66
		1	11.06	10.81	0.25	2.28
		2	10.84	10.57	0.27	2.54
FREQ04G	Attend study groups	0	47.30	48.06	-0.76 *	-1.58
		1	42.22	41.56	0.66 *	1.58
		2	10.48	10.38	0.10	0.99
FREQ06A	Frequency while enrolled: social contact with faculty	0	54.47	56.81	-2.33 *	-4.11
		1	35.81	33.78	2.03 *	6.00
		2	9.72	9.41	0.31	3.26
FREQ06B	Frequency while enrolled: talk with faculty outside class	0	16.47	18.57	-2.10 *	-11.30
		1	54.80	54.22	0.58	1.06
		2	28.74	27.21	1.52 *	5.60
FREQ06C	Frequency while enrolled: meet with advisor	0	15.31	17.52	-2.21 *	-12.59
		1	63.93	62.70	1.23 *	1.95
		2	20.76	19.78	0.98 *	4.96
FREQ06D	Frequency while enrolled: attend fine arts activities	0	57.08	60.17	-3.08 *	-5.12
		1	33.17	31.10	2.08 *	6.68
		2	9.74	8.74	1.01 *	11.52
FREQ06E	Frequency while enrolled: participate in school clubs	0	56.73	60.97	-4.24 *	-6.95
		1	24.63	22.35	2.29 *	10.23
		2	18.63	16.68	1.95 *	11.69
FREQ06F	Frequency while enrolled: participate in sports	0	70.86	73.93	-3.07 *	-4.16
		1	15.91	14.34	1.57 *	10.98
		2	13.23	11.73	1.50 *	12.78
FREQ06G	Frequency while enrolled: attend study groups	0	34.19	37.12	-2.93 *	-7.89
		1	50.53	48.06	2.48 *	5.16
		2	15.27	14.82	0.45	3.04

See notes at end of table.

Table G-4. Evaluation of item nonresponse bias after imputation for categorical variables: 2006—Continued

Variable	Variable label	Value	Weighted mean before imputation	Weighted mean after imputation	Estimated bias	Percent relative bias
GPASC06	Grade point average measured on 4.00 scale	1	92.82	90.70	2.11*	2.33
		2	3.89	5.25	-1.37*	-26.06
		3	0.78	1.11	-0.33*	-29.49
		4	2.51	2.93	-0.42*	-14.21
HCGPAREP	Grade point average in high school	1	0.15	0.16	-0.01	-4.30
		2	0.46	1.04	-0.57*	-55.23
		3	2.02	3.46	-1.44*	-41.60
		4	9.84	13.36	-3.52*	-26.38
		5	12.83	15.22	-2.39*	-15.73
		6	34.83	35.63	-0.81	-2.26
		7	39.87	31.13	8.74*	28.09
HCMATH	Highest math course taken in high school (edited)	0	14.44	15.73	-1.28*	-8.16
		1	29.31	30.41	-1.10*	-3.63
		2	17.73	17.64	0.10	0.54
		3	21.03	19.92	1.11*	5.56
HCMATHYS	Years of high school math	4	17.48	16.30	1.18*	7.26
		0	9.38	10.74	-1.36*	-12.64
		1	0.15	0.16	-0.01	-3.57
		2	4.90	4.82	0.08	1.68
HCYSENGL	Years of high school English	3	29.31	30.41	-1.10*	-3.63
		4	56.25	53.86	2.39*	4.43
		0	0.29	0.43	-0.14	-32.86
		1	0.58	1.05	-0.48*	-45.27
HCYSLANG	Years of high school foreign language	2	2.89	2.96	-0.07	-2.35
		3	11.12	11.62	-0.50	-4.34
		4	85.13	83.94	1.19*	1.42
		0	6.55	9.39	-2.84*	-30.26
		1	9.12	9.77	-0.65	-6.62
		2	37.52	40.53	-3.01*	-7.42
		3	25.15	22.64	2.51*	11.10
		4	21.65	17.67	3.98*	22.53

See notes at end of table.

Table G-4. Evaluation of item nonresponse bias after imputation for categorical variables: 2006—Continued

Variable	Variable label	Value	Weighted mean before imputation	Weighted mean after imputation	Estimated bias	Percent relative bias
HCYSSCIE	Years of high school science	0	0.59	0.94	-0.35 *	-36.82
		1	3.29	3.64	-0.35	-9.64
		2	11.33	13.28	-1.95 *	-14.71
		3	39.45	41.90	-2.46 *	-5.86
		4	45.34	40.23	5.11 *	12.70
HCYSSOCI	Years of high school social studies	0	0.60	0.91	-0.32 *	-34.63
		1	1.89	2.03	-0.14	-6.92
		2	7.90	8.97	-1.08 *	-12.00
		3	38.66	38.06	0.60	1.59
		4	50.95	50.03	0.93	1.86
HOUSE06	Own home or pay rent	0	44.33	42.79	1.54 *	3.59
		1	13.06	14.08	-1.01 *	-7.20
		2	42.61	43.13	-0.52	-1.21
HSDEG04	High school degree type (5 = none)	1	87.61	87.60	0.01	0.01
		2	7.78	7.78	0.00	-0.05
		3	0.44	0.44	0.00	0.02
		4	2.64	2.65	-0.01	-0.21
		5	1.11	1.11	0.00	0.02
		6	0.43	0.43	0.00	0.02
HURENR	Hurricane: enrollment effect	0	97.73	97.57	0.16	0.17
		1	2.27	2.43	-0.16	-6.72
HURPLA	Hurricane impact: transferred temporarily	0	93.72	94.57	-0.85	-0.90
		1	6.28	5.43	0.85	15.65
HURPLB	Hurricane impact: transferred permanently	0	98.40	98.48	-0.08	-0.08
		1	1.60	1.52	0.08	5.27
HURPLC	Hurricane impact: took classes online	0	97.04	97.22	-0.18	-0.19
		1	2.96	2.78	0.18	6.61
HURPLD	Hurricane impact: delayed enrollment	0	65.27	62.06	3.21	5.18
		1	34.73	37.94	-3.21	-8.46
HURPLE	Hurricane impact: dropped out	0	89.13	88.38	0.75	0.85
		1	10.87	11.62	-0.75	-6.45

See notes at end of table.

Table G-4. Evaluation of item nonresponse bias after imputation for categorical variables: 2006—Continued

Variable	Variable label	Value	Weighted mean before imputation	Weighted mean after imputation	Estimated bias	Percent relative bias
HURPLF	Hurricane impact: other	0	40.95	44.24	-3.29	-7.45
		1	59.05	55.76	3.29	5.91
IMPT04B	Importance: being community leader	0	56.41	56.63	-0.22	-0.39
		1	43.59	43.37	0.22	0.51
IMPT04C	Importance: being financially well off	0	23.52	23.31	0.21	0.90
		1	76.48	76.69	-0.21	-0.27
IMPT04D	Importance: having children	0	35.09	35.14	-0.04	-0.13
		1	64.91	64.86	0.04	0.07
IMPT04E	Importance: influence political structure	0	76.10	75.78	0.32	0.42
		1	23.90	24.22	-0.32	-1.31
IMPT04F	Importance: leisure time	0	15.37	15.32	0.05	0.31
		1	84.64	84.68	-0.05	-0.06
IMPT04G	Importance: living close to relatives	0	54.50	54.25	0.25	0.46
		1	45.50	45.75	-0.25	-0.54
IMPT04H	Importance: moving away from hometown	0	70.59	70.63	-0.04	-0.05
		1	29.41	29.37	0.04	0.13
IMPT04I	Importance: steady work	0	12.46	12.25	0.21	1.73
		1	87.54	87.75	-0.21	-0.24
IMPT06A	Importance: recognized as an expert	0	36.57	35.96	0.61	1.70
		1	63.43	64.04	-0.61	-0.95
IMPT06B	Importance: being community leader	0	60.18	59.95	0.23	0.38
		1	39.82	40.05	-0.23	-0.56
IMPT06C	Importance: being financially well off	0	32.89	32.15	0.73*	2.28
		1	67.11	67.85	-0.73*	-1.08
IMPT06D	Importance: having children	0	31.46	31.91	-0.45	-1.41
		1	68.54	68.09	0.45	0.66
IMPT06E	Importance: influence political structure	0	76.82	76.04	0.78*	1.02
		1	23.18	23.96	-0.78*	-3.25
IMPT06F	Importance: leisure time	0	16.24	16.49	-0.25	-1.55
		1	83.76	83.51	0.25	0.31
IMPT06G	Importance: living close to relatives	0	52.36	52.35	0.01	0.01
		1	47.64	47.65	-0.01	-0.01

See notes at end of table.

Table G-4. Evaluation of item nonresponse bias after imputation for categorical variables: 2006—Continued

Variable	Variable label	Value	Weighted mean before imputation	Weighted mean after imputation	Estimated bias	Percent relative bias
IMPT06H	Importance: getting away from hometown	0	75.91	75.06	0.85*	1.13
		1	24.09	24.94	-0.85*	-3.40
IMPT06I	Importance: steady work	0	20.74	20.52	0.22	1.06
		1	79.26	79.48	-0.22	-0.27
IMPT06J	Importance: meaning and purpose in life	0	17.83	17.88	-0.05	-0.29
		1	82.17	82.12	0.05	0.06
IMPT06K	Importance: helping others	0	19.53	19.27	0.25	1.30
		1	80.47	80.73	-0.25	-0.31
INCGRP04	Income category in 2004 (Dep and Indep)	1	28.40	28.36	0.03	0.12
		2	26.96	26.97	-0.01	-0.04
		3	24.01	24.03	-0.02	-0.06
		4	20.64	20.65	-0.01	-0.04
INCSPS05	Spouse's earnings in 2005	1	8.90	8.62	0.28	3.25
		2	1.44	1.34	0.10	7.38
		3	2.02	2.03	-0.01	-0.29
		4	4.70	4.80	-0.10	-2.12
		5	6.65	6.06	0.59	9.82
		6	9.44	8.58	0.86	10.07
		7	8.84	9.01	-0.16	-1.80
		8	21.53	21.56	-0.03	-0.14
		9	23.06	24.22	-1.16	-4.78
		10	13.41	13.79	-0.38	-2.76
JOBEN06	Employer offers health insurance	0	22.43	22.66	-0.23	-1.00
		1	77.57	77.34	0.23	0.29
JOB CAR06	Job related to career goals	0	44.43	44.42	0.02	0.04
		1	55.57	55.58	-0.02	-0.03
JOBEMP06	Type of employer	2	72.13	73.62	-1.49	-2.02
		3	8.14	7.35	0.79	10.70
		4	11.47	11.17	0.30	2.69
		5	2.66	2.67	0.00	-0.09
		6	5.59	5.19	0.40	7.80

See notes at end of table.

Table G-4. Evaluation of item nonresponse bias after imputation for categorical variables: 2006—Continued

Variable	Variable label	Value	Weighted mean before imputation	Weighted mean after imputation	Estimated bias	Percent relative bias
JOBFST06	First job after leaving most recent school	0	37.95	38.79	-0.84	-2.17
		1	62.05	61.21	0.84	1.38
JOBINT06	Had an internship or practicum	0	88.55	89.18	-0.62	-0.70
		1	11.45	10.82	0.62	5.77
JOBPA06	Job placement: advertisement	0	76.28	76.11	0.17	0.23
		1	23.72	23.89	-0.17	-0.73
JOBPN06	Job placement: network	0	57.26	56.64	0.62	1.10
		1	42.74	43.36	-0.62	-1.43
JOBPO06	Job placement: other	0	71.75	72.08	-0.33	-0.46
		1	28.25	27.92	0.33	1.18
JOBPR06	Job placement: resume	0	75.44	75.64	-0.20	-0.27
		1	24.56	24.36	0.20	0.84
JOBPS06	Job placement: school assistance	0	90.57	90.64	-0.08	-0.09
		1	9.44	9.36	0.08	0.83
JOBRCR06	Job related to coursework	0	62.29	52.49	9.81*	18.68
		1	37.71	47.51	-9.81*	-20.64
JOBRECT06	Degree required: certificate	0	83.62	84.88	-1.26	-1.48
		1	16.38	15.12	1.26	8.31
JOBRDG06	Degree required: bachelor's or associate's	0	95.09	95.07	0.02	0.02
		1	4.91	4.93	-0.02	-0.32
JOBRLC06	Degree required: license	0	79.10	80.03	-0.92	-1.15
		1	20.90	19.97	0.92	4.62
JOBRLM06	Job related to major	0	60.96	62.31	-1.35	-2.16
		1	39.04	37.69	1.35	3.57
JOBARN06	Degree required: none	0	32.40	30.95	1.46	4.71
		1	67.60	69.05	-1.46	-2.11
JOBSIM06	Held same or similar job	0	59.78	59.91	-0.13	-0.22
		1	13.08	13.60	-0.52	-3.85
		2	27.14	26.48	0.66	2.48

See notes at end of table.

Table G-4. Evaluation of item nonresponse bias after imputation for categorical variables: 2006—Continued

Variable	Variable label	Value	Weighted mean before imputation	Weighted mean after imputation	Estimated bias	Percent relative bias
JOBST06	Currently employed for those not enrolled	0	12.72	11.98	0.75	6.23
		1	78.36	79.45	-1.09	-1.37
		2	3.73	3.41	0.32	9.43
		3	3.81	3.85	-0.05	-1.19
		4	1.38	1.31	0.07	4.97
JOBTRN06	Job attainment through training	0	40.04	49.96	-9.92 *	-19.85
		1	59.96	50.04	9.92 *	19.81
LOCALR06	Residence while enrolled	1	18.82	16.18	2.64 *	16.34
		2	31.18	33.36	-2.18 *	-6.53
		3	49.99	50.46	-0.47	-0.92
LOCJOB06	Job on or off campus	1	17.13	14.36	2.78 *	19.35
		2	79.82	83.00	-3.19 *	-3.84
		3	3.05	2.64	0.41 *	15.55
MAJ06CHG	Frequency of formal changes in major	0	68.35	68.85	-0.49	-0.71
		1	24.76	24.21	0.55	2.28
		2	6.88	6.94	-0.06	-0.88
MAJ06DEC	Major declared/undeclared	0	6.76	6.78	-0.02	-0.28
		1	75.60	75.19	0.41	0.55
		2	5.99	5.98	0.00	0.04
		3	11.65	12.05	-0.40	-3.29
NPFST04	NPSAS was first choice	0	22.20	21.69	0.51 *	2.36
		1	77.80	78.31	-0.51 *	-0.65
NTX05A	Received: child support	0	73.40	78.51	-5.11 *	-6.50
		1	26.60	21.49	5.11 *	23.76
NTX05B	Received: disability payments	0	85.65	85.08	0.57	0.68
		1	14.35	14.92	-0.57	-3.85
NTX05C	Received: food stamps	0	52.61	53.17	-0.56	-1.05
		1	47.39	46.83	0.56	1.19
NTX05D	Received: social security benefits	0	86.12	85.32	0.80	0.94
		1	13.88	14.68	-0.80	-5.44
NTX05E	Received: TANF	0	92.60	94.28	-1.68 *	-1.78
		1	7.40	5.72	1.68 *	29.30

See notes at end of table.

Table G-4. Evaluation of item nonresponse bias after imputation for categorical variables: 2006—Continued

Variable	Variable label	Value	Weighted mean before imputation	Weighted mean after imputation	Estimated bias	Percent relative bias
NTX05F	Received: worker's compensation	0	95.41	95.23	0.18	0.19
		1	4.59	4.77	-0.18	-3.80
NTX05G	Received: FEMA Disaster Assistance	0	95.29	95.03	0.26	0.27
		1	4.71	4.97	-0.26	-5.19
NTXANY05	Received: untaxed income or benefits in 2005	0	89.23	88.38	0.85 *	0.96
		1	10.77	11.62	-0.85 *	-7.29
NUMJOB06	Number of jobs during last term of enrollment	0	27.03	25.99	1.04 *	3.98
		1	56.81	57.89	-1.08 *	-1.86
		2	16.16	16.12	0.04	0.24
PARDIE06	Parents deceased	0	99.55	99.49	0.05	0.05
		1	0.46	0.51	-0.05	-10.35
PARINC06	Parent's income in 2005	1	20.50	22.02	-1.51 *	-6.87
		2	31.74	32.44	-0.70	-2.16
		3	23.19	22.59	0.60	2.66
		4	24.57	22.95	1.61 *	7.03
PARSP06A	Help from parents: tuition and fees	0	42.64	44.40	-1.75 *	-3.95
		1	57.36	55.60	1.75 *	3.15
PARSP06B	Help from parents: other educational expenses	0	49.97	51.40	-1.44 *	-2.79
		1	50.03	48.60	1.44 *	2.95
PARSP06C	Help from parents: housing	0	46.05	46.90	-0.85 *	-1.81
		1	53.95	53.10	0.85 *	1.60
PARSP06D	Help from parents: other living expenses	0	49.14	50.23	-1.09 *	-2.18
		1	50.86	49.77	1.09 *	2.20
PARSP06E	Help from parents: no financial assistance	0	79.07	78.16	0.91 *	1.16
		1	20.93	21.84	-0.91 *	-4.15
PMARIT06	Parent's marital status	1	73.11	71.43	1.68 *	2.35
		2	0.82	0.89	-0.06	-7.18
		3	4.38	4.78	-0.41	-8.51
		4	18.37	19.37	-1.01 *	-5.20
		5	3.33	3.53	-0.20	-5.68
PUBLST04	Selecting college from published list	0	73.14	73.65	-0.51 *	-0.69
		1	26.86	26.35	0.51 *	1.93

See notes at end of table.

Table G-4. Evaluation of item nonresponse bias after imputation for categorical variables: 2006—Continued

Variable	Variable label	Value	Weighted mean before imputation	Weighted mean after imputation	Estimated bias	Percent relative bias
RACE04	Race (with Hispanic)	1	61.67	61.66	0.02	0.03
		2	13.49	13.49	0.00	0.02
		3	15.01	15.03	-0.02	-0.15
		4	4.72	4.72	0.00	-0.02
		5	0.66	0.66	0.00	0.11
		6	0.36	0.36	0.00	0.11
		7	1.31	1.31	0.00	0.11
		8	2.77	2.77	0.00	0.11
RAD04A	Reason chose school: desired program	0	45.18	44.79	0.39	0.87
		1	54.82	55.21	-0.39	-0.71
RAD04B	Reason chose school: reputation	0	51.84	52.11	-0.27	-0.51
		1	48.16	47.89	0.27	0.56
RAD04C	Reason chose school: financial reasons	0	43.32	43.69	-0.37	-0.84
		1	56.68	56.31	0.37	0.65
RAD04D	Reason chose school: location	0	21.98	22.09	-0.11	-0.52
		1	78.03	77.91	0.11	0.15
RAD04E	Reason chose school: personal	0	60.87	60.95	-0.07	-0.12
		1	39.13	39.05	0.07	0.19
RAD04X	Reason chose school: other	0	84.24	84.19	0.05	0.06
		1	15.76	15.81	-0.05	-0.32
RELCRS06	Job related to coursework	0	71.26	71.51	-0.26	-0.36
		1	28.74	28.49	0.26	0.90
RELMAJ06	Job related to major	0	61.27	61.20	0.07	0.11
		1	38.73	38.80	-0.07	-0.17
RLV04A	Drop: academic problems	0	87.75	86.96	0.79	0.91
		1	12.26	13.04	-0.79	-6.04
RLV04B	Drop: scheduling problems	0	92.73	91.98	0.75	0.81
		1	7.27	8.02	-0.75	-9.29
RLV04C	Drop: not satisfied with school, etc.	0	79.90	83.26	-3.35	-4.03
		1	20.10	16.74	3.35	20.04
RLV04D	Drop: financial reasons	0	69.00	69.24	-0.25	-0.36
		1	31.00	30.76	0.25	0.81

See notes at end of table.

Table G-4. Evaluation of item nonresponse bias after imputation for categorical variables: 2006—Continued

Variable	Variable label	Value	Weighted mean before imputation	Weighted mean after imputation	Estimated bias	Percent relative bias
RLV04E	Drop: family responsibilities	0	78.49	78.95	-0.46	-0.58
		1	21.51	21.05	0.46	2.18
RLV04F	Drop: personal reasons	0	47.23	46.55	0.68	1.46
		1	52.77	53.45	-0.68	-1.27
RLV04G	Drop: finished classes	0	96.58	96.42	0.16	0.16
		1	3.42	3.58	-0.16	-4.35
RLV04X	Drop: other	0	75.49	75.97	-0.48	-0.63
		1	24.51	24.03	0.48	1.98
RLV06A	Drop: academic problems	0	88.01	90.12	-2.11	-2.34
		1	11.99	9.88	2.11	21.34
RLV06B	Drop: scheduling problems	0	86.19	83.95	2.24	2.67
		1	13.81	16.05	-2.24	-13.95
RLV06C	Drop: dissatisfaction with program	0	85.94	87.40	-1.46	-1.67
		1	14.06	12.60	1.46	11.55
RLV06D	Drop: financial reasons	0	74.73	77.87	-3.14	-4.03
		1	25.27	22.13	3.14	14.17
RLV06E	Drop: family responsibilities	0	87.36	85.52	1.85	2.16
		1	12.64	14.48	-1.85	-12.75
RLV06F	Drop: personal reasons	0	51.10	50.54	0.55	1.09
		1	48.90	49.46	-0.55	-1.12
RLV06G	Drop: finished desired classes	0	94.29	94.42	-0.13	-0.14
		1	5.71	5.58	0.13	2.35
RLV06H	Drop: Called for military service	0	97.33	97.66	-0.34	-0.35
		1	2.67	2.34	0.34	14.53
RLV06X	Drop: other	0	76.97	77.60	-0.63	-0.81
		1	23.03	22.40	0.63	2.79
RNAD04B	Did not attend first choice: too expensive	0	51.24	51.84	-0.60	-1.16
		1	48.76	48.16	0.60	1.25
RNAD04C	Did not attend first choice: not enough aid	0	63.91	64.14	-0.23	-0.36
		1	36.09	35.86	0.23	0.65
RNAD04D	Did not attend first choice: location	0	65.31	64.86	0.45	0.70
		1	34.69	35.14	-0.45	-1.29

See notes at end of table.

Table G-4. Evaluation of item nonresponse bias after imputation for categorical variables: 2006—Continued

Variable	Variable label	Value	Weighted mean before imputation	Weighted mean after imputation	Estimated bias	Percent relative bias
RNAD04E	Did not attend first choice: personal reasons	0	59.65	58.47	1.18	2.01
		1	40.35	41.53	-1.18	-2.83
RNAD04X	Did not attend first choice: other	0	73.56	73.30	0.26	0.35
		1	26.44	26.70	-0.26	-0.97
RPYHLP06	Parents helping to repay loans	0	58.15	63.82	-5.67 *	-8.89
		1	41.85	36.18	5.67 *	15.68
RPYSL06	Currently repaying any education loans	0	78.96	73.58	5.38 *	7.32
		1	21.04	26.42	-5.38 *	-20.37
RSN2A	Reason for attending [School 2]: complete a degree	0	33.05	32.69	0.36	1.10
		1	66.95	67.31	-0.36	-0.54
RSN2B	Reason for attending [School 2]: prepare for transfer	0	82.22	82.24	-0.02	-0.02
		1	17.78	17.76	0.02	0.09
RSN2C	Reason for attending [School 2]: earn credits	0	78.68	79.67	-0.99 *	-1.25
		1	21.32	20.33	0.99 *	4.89
RSN2D	Reason for attending [School 2]: gain job skills	0	69.09	68.66	0.42	0.62
		1	30.91	31.34	-0.42	-1.35
RSN2E	Reason for attending [School 2]: self-improvement	0	91.05	90.49	0.55	0.61
		1	8.95	9.51	-0.55	-5.82
RSN2F	Reason for attending [School 2]: none of the above	0	97.60	97.56	0.05	0.05
		1	2.40	2.44	-0.05	-1.87
RSN3A	Reason for attending [School 3]: complete a degree	0	36.64	34.98	1.67	4.77
		1	63.36	65.02	-1.67	-2.56
RSN3B	Reason for attending [School 3]: prepare for transfer	0	79.49	79.54	-0.05	-0.07
		1	20.51	20.46	0.05	0.26
RSN3C	Reason for attending [School 3]: earn credits	0	71.08	72.33	-1.25	-1.73
		1	28.92	27.67	1.25	4.53
RSN3D	Reason for attending [School 3]: gain job skills	0	80.04	78.92	1.12	1.42
		1	19.96	21.08	-1.12	-5.30
RSN3E	Reason for attending [School 3]: self-improvement	0	90.21	90.83	-0.62	-0.68
		1	9.79	9.17	0.62	6.73
RSN3F	Reason for attending [School 3]: none of the above	0	97.67	97.90	-0.23	-0.23
		1	2.33	2.10	0.23	10.93

See notes at end of table.

Table G-4. Evaluation of item nonresponse bias after imputation for categorical variables: 2006—Continued

Variable	Variable label	Value	Weighted mean before imputation	Weighted mean after imputation	Estimated bias	Percent relative bias
RTR04A	Transfer: academic problems	0	97.89	97.60	0.29	0.30
		1	2.11	2.40	-0.29	-12.01
RTR04B	Transfer: scheduling problems	0	82.62	82.13	0.48	0.59
		1	17.38	17.87	-0.48	-2.70
RTR04C	Transfer: not satisfied with school, etc.	0	90.45	88.89	1.56 *	1.76
		1	9.55	11.11	-1.56 *	-14.08
RTR04D	Transfer: financial reasons	0	92.40	91.31	1.09 *	1.19
		1	7.60	8.69	-1.09 *	-12.56
RTR04E	Transfer: family responsibilities	0	94.73	94.15	0.59	0.62
		1	5.27	5.85	-0.59	-10.04
RTR04F	Transfer: personal reasons	0	69.71	67.76	1.95 *	2.88
		1	30.29	32.24	-1.95 *	-6.05
RTR04G	Transfer: finished classes	0	69.21	68.62	0.59	0.86
		1	30.79	31.38	-0.59	-1.89
RTR04J	Transfer: pursue bachelor's degree	0	31.79	35.00	-3.21 *	-9.16
		1	68.21	65.00	3.21 *	4.93
RTR04X	Transfer: other	0	84.24	83.22	1.02 *	1.22
		1	15.76	16.78	-1.02 *	-6.06
S2SEC	School 2 sector	1	34.64	34.76	-0.12	-0.36
		2	42.17	42.29	-0.13	-0.30
		3	1.06	1.02	0.04	3.96
		4	11.44	11.50	-0.06	-0.51
		5	0.78	0.75	0.03 *	3.96
		6	0.03	0.03	0.00	3.96
		7	4.51	4.43	0.08	1.83
		8	3.07	2.97	0.10 *	3.36
		9	2.30	2.25	0.06	2.56

See notes at end of table.

Table G-4. Evaluation of item nonresponse bias after imputation for categorical variables: 2006—Continued

Variable	Variable label	Value	Weighted mean before imputation	Weighted mean after imputation	Estimated bias	Percent relative bias
S3SEC	School 3 sector	1	40.80	40.21	0.59	1.47
		2	35.51	34.80	0.70	2.02
		3	0.75	1.05	-0.30	-28.79
		4	12.42	12.97	-0.54	-4.20
		5	0.32	0.32	0.00	-0.95
		7	4.62	4.71	-0.09	-1.98
		8	2.88	2.81	0.08	2.70
		9	2.70	3.13	-0.43	-13.69
		S4SEC	School 4 sector	1	35.66	32.59
2	51.16			54.37	-3.21	-5.91
4	6.70			7.12	-0.42	-5.85
7	6.48			5.93	0.56	9.42
SEROLE06	Primary role while working	1	82.64	78.75	3.89 *	4.93
		2	17.36	21.25	-3.89 *	-18.29
SHLJOB06	Type of job	1	68.92	71.12	-2.19 *	-3.09
		2	8.14	6.86	1.29 *	18.78
		3	1.72	1.43	0.29 *	20.23
		4	1.39	1.19	0.20	16.41
		5	0.26	0.24	0.02	6.77
		6	9.05	7.63	1.42 *	18.60
		7	10.52	11.53	-1.01 *	-8.79
SIBBEF06	Siblings in college before respondent	0	54.90	55.75	-0.85 *	-1.52
		1	45.10	44.25	0.85 *	1.92
SIBCOL06	Siblings in college	0	64.23	65.10	-0.87 *	-1.34
		1	35.77	34.90	0.87 *	2.49
SMAR04A	Marital status in 2004 (3 categories)	1	86.93	86.90	0.03	0.03
		2	11.38	11.42	-0.03	-0.27
		3	1.69	1.68	0.00	0.07

See notes at end of table.

Table G-4. Evaluation of item nonresponse bias after imputation for categorical variables: 2006—Continued

Variable	Variable label	Value	Weighted mean before imputation	Weighted mean after imputation	Estimated bias	Percent relative bias
SMAR06	Current marital status	1	79.36	78.25	1.11*	1.42
		2	15.20	15.92	-0.73	-4.56
		3	1.33	1.40	-0.07	-5.01
		4	3.81	4.13	-0.32	-7.80
		5	0.30	0.29	0.01	3.47
SPCOL06	Spouse in college	0	82.98	82.73	0.25	0.30
		1	11.48	11.80	-0.32	-2.69
		2	5.54	5.47	0.07	1.20
SPSED06	Spouse's education level	1	7.63	7.44	0.19	2.61
		2	35.94	35.42	0.51	1.45
		3	8.10	8.71	-0.60	-6.95
		4	13.97	14.52	-0.56	-3.82
		5	9.17	8.55	0.61	7.18
		6	8.90	9.12	-0.22	-2.46
		7	11.64	11.78	-0.15	-1.23
		8	4.66	4.45	0.21	4.67
SPSLN06	Spouse's student loans	0	82.84	80.83	2.01*	2.49
		1	17.16	19.17	-2.01*	-10.49
TEACH04	Plan on teaching K-12	1	6.55	6.49	0.06	0.92
		2	8.46	8.24	0.22	2.69
		3	26.14	25.89	0.24	0.94
		4	58.85	59.37	-0.53	-0.88
TEACH06	Plan on teaching K-12	1	6.71	6.38	0.32	5.08
		2	7.97	7.98	-0.01	-0.11
		3	30.52	30.06	0.47	1.56
		4	54.80	55.58	-0.78	-1.41
TEACTDER	ACT derived composite score	10	0.04	0.07	-0.03	-39.98
		11	0.40	0.49	-0.09	-18.57
		12	1.09	1.35	-0.26	-19.42
		13	2.75	3.30	-0.55*	-16.74
		14	2.88	3.21	-0.33	-10.16
		15	3.77	4.32	-0.55*	-12.84

See notes at end of table.

Table G-4. Evaluation of item nonresponse bias after imputation for categorical variables: 2006—Continued

Variable	Variable label	Value	Weighted mean before imputation	Weighted mean after imputation	Estimated bias	Percent relative bias
TEACTDER	ACT derived composite score—Continued	16	5.45	5.79	-0.34	-5.89
		17	6.05	6.40	-0.35	-5.51
		18	6.27	6.52	-0.25	-3.76
		19	7.27	7.42	-0.15	-2.01
		20	7.42	7.68	-0.27	-3.47
		21	8.32	8.06	0.26	3.24
		22	6.95	6.98	-0.03	-0.40
		23	6.66	6.44	0.22	3.41
		24	6.47	6.14	0.33	5.32
		25	5.92	5.38	0.54 *	10.12
		26	5.34	5.08	0.26	5.15
		27	3.88	3.49	0.39 *	11.25
		28	3.67	3.38	0.29 *	8.53
		29	2.87	2.57	0.29 *	11.45
		30	2.26	2.06	0.21 *	10.03
		31	1.70	1.49	0.21 *	14.20
		32	1.16	1.10	0.06	5.54
		33	0.70	0.64	0.06	9.51
		34	0.50	0.44	0.05 *	12.10
		35	0.17	0.16	0.02	10.29
		36	0.03	0.03	0.00	-6.48
TETOOK	Took SAT or ACT exams	0	27.01	29.61	-2.60 *	-8.79
		1	31.69	30.82	0.87 *	2.82
		2	24.79	23.95	0.84 *	3.50
		3	16.52	15.62	0.89 *	5.73
UGDAA04	Associate degree type 2004	1	66.28	66.30	-0.03	-0.04
		2	33.72	33.70	0.03	0.08
UGDEG06	Degree program when last enrolled 2006	1	9.45	10.77	-1.32 *	-12.29
		2	27.14	30.26	-3.12 *	-10.32
		3	51.78	46.16	5.62 *	12.17
		4	4.47	3.92	0.55 *	13.91
		5	0.83	1.00	-0.17	-16.59
		6	6.33	7.88	-1.55 *	-19.67

See notes at end of table.

Table G-4. Evaluation of item nonresponse bias after imputation for categorical variables: 2006—Continued

Variable	Variable label	Value	Weighted mean before imputation	Weighted mean after imputation	Estimated bias	Percent relative bias
UGLV06	Undergraduate level last term	1	9.63	12.54	-2.91 *	-23.19
		2	22.45	24.47	-2.02 *	-8.26
		3	46.66	40.43	6.23 *	15.41
		4	11.84	10.52	1.31 *	12.49
		5	0.21	0.22	-0.01	-3.56
		6	8.00	10.30	-2.30 *	-22.31
		7	1.21	1.52	-0.31 *	-20.42
UNEMPL06	Looking for a job	0	37.08	36.15	0.93	2.57
		1	62.92	63.85	-0.93	-1.46
USBORN04	Born in U.S. (y/n)	0	11.93	11.93	0.00	0.04
		1	88.07	88.07	0.00	0.00
VLT06A	Volunteer: tutoring/education-related	0	74.72	75.60	-0.89 *	-1.17
		1	25.28	24.40	0.89 *	3.63
VLT06B	Volunteer: other work with kids	0	73.79	74.48	-0.69	-0.93
		1	26.21	25.52	0.69	2.72
VLT06C	Volunteer: fundraising (political and non-political)	0	77.23	77.38	-0.15	-0.20
		1	22.77	22.62	0.15	0.68
VLT06D	Volunteer: homeless shelter/soup kitchen	0	85.92	86.11	-0.20	-0.23
		1	14.09	13.89	0.20	1.41
VLT06E	Volunteer: neighborhood improvement	0	75.92	76.56	-0.64	-0.83
		1	24.08	23.44	0.64	2.73
VLT06F	Volunteer: health services	0	83.77	84.70	-0.93 *	-1.10
		1	16.23	15.30	0.93 *	6.09
VLT06G	Volunteer: service to the church	0	66.32	65.75	0.56	0.86
		1	33.68	34.25	-0.56	-1.65
VLT06X	Volunteer: other	0	69.49	69.48	0.00	0.00
		1	30.51	30.52	0.00	-0.01
VLTB06A	Rate volunteer: career choice	0	82.79	82.35	0.44	0.54
		1	17.21	17.65	-0.44	-2.50
VLTB06B	Rate volunteer: apply my skills to the real world	0	53.60	52.89	0.72	1.35
		1	46.40	47.11	-0.72	-1.52

See notes at end of table.

Table G-4. Evaluation of item nonresponse bias after imputation for categorical variables: 2006—Continued

Variable	Variable label	Value	Weighted mean before imputation	Weighted mean after imputation	Estimated bias	Percent relative bias
VLTB06C	Rate volunteer: expand skills	0	38.78	38.14	0.64	1.68
		1	61.22	61.86	-0.64	-1.03
VLTB06D	Rate volunteer: resume	0	55.87	56.36	-0.49	-0.87
		1	44.13	43.64	0.49	1.13
VLTB06E	Rate volunteer: choice of majors	0	85.83	85.58	0.25	0.29
		1	14.17	14.42	-0.25	-1.75
VLTB06F	Rate volunteer: compassionate person	0	43.61	42.66	0.95 *	2.22
		1	56.39	57.34	-0.95 *	-1.65
VLTB06G	Rate volunteer: awareness of social issues	0	40.31	40.34	-0.03	-0.09
		1	59.69	59.66	0.03	0.06
VLTB06H	Rate volunteer: none of the above	0	88.94	89.07	-0.13	-0.14
		1	11.06	10.93	0.13	1.15
VLTR06A	Why volunteer: class requirement	0	84.21	84.56	-0.35	-0.42
		1	15.79	15.44	0.35	2.29
VLTR06B	Why volunteer: campus organization	0	75.36	76.72	-1.37 *	-1.78
		1	24.64	23.28	1.37 *	5.87
VLTR06C	Why volunteer: encouraged by friends, family, faculty, etc	0	56.45	56.02	0.43	0.76
		1	43.55	43.98	-0.43	-0.97
VLTR06X	Why volunteer: other	0	56.14	55.38	0.76	1.38
		1	43.86	44.62	-0.76	-1.71
VOTE06	Vote in last presidential election	0	24.50	25.14	-0.64 *	-2.54
		1	75.50	74.86	0.64 *	0.85
VOTERG06	Registered to vote	0	15.23	15.71	-0.48	-3.03
		1	84.77	84.29	0.48	0.56
WKS WK06	Proportion of weeks worked while enrolled	1	65.00	66.65	-1.65	-2.48
		2	24.33	22.45	1.88 *	8.38
		3	4.71	4.78	-0.06	-1.35
		4	5.95	6.12	-0.16	-2.68

* $p < .05$.

NOTE: The statistical significance is based on a *t*-test of the estimated bias. The relative bias is also provided as another way to gauge whether a bias is practically significant. While a difference may be statistically significant because of small standard errors or large sample sizes, the actual bias may be small. FEMA = Federal Emergency Management Agency. NPSAS = National Postsecondary Student Aid Study. TANF = Temporary Assistance for Needy Families.

SOURCE: U.S. Department of Education, National Center for Education Statistics, 2004/06 Beginning Postsecondary Students Longitudinal Study (BPS:04/06).

Appendix H

Analysis Variables

Table H-1. Analysis variables for BPS:04/06: 2006

Name	Prefix ¹	Label
AIDAPP	Aid_Application	Applied for any aid 2003-04
APPDATE	Aid_Application	Application receipt date 2003-04
FEDAPP	Aid_Application	Applied for federal aid 2003-04
CAMPAMT	Aid_Federal	Federal campus-based aid 2003-04
FEDNEED	Aid_Federal	Federal need-based aid 2003-04
TFEDAID	Aid_Federal	Total federal aid (excludes VA/DOD) 2003-04
TFEDAID2	Aid_Federal	Total federal aid (includes VA/DOD) 2003-04
TFEDAID6	Aid_Federal	Total federal aid excluding PLUS and VA 2003-04
TFEDGRT2	Aid_Federal	Total federal grants and veteran benefits 2003-04
TFEDWRK	Aid_Federal	Federal Work-study 2003-04
TITIVAMT	Aid_Federal	Total federal Title IV aid 2003-04
OTHFDGRT	Aid_Federal_Grants	Other federal grants (not Title IV) 2003-04
PELFRSTY	Aid_Federal_Grants	Pell grant: 1st academic year received through 2005
PELL04	Aid_Federal_Grants	Pell grant 2003-04
PELL05	Aid_Federal_Grants	Pell grant 2004-05
PELL06	Aid_Federal_Grants	Pell grant 2005-06
PELLCU06	Aid_Federal_Grants	Cumulative Pell through 2006
PELLST06	Aid_Federal_Grants	Pell grant: last academic year received through 2005
PELYRS06	Aid_Federal_Grants	Pell grant: number of years received 2006
SEOGAMT	Aid_Federal_Grants	Federal SEOG grant 2003-04
TFEDGRT	Aid_Federal_Grants	Total federal grants 2003-04
DIRECTLN	Aid_Federal_Loans	Stafford loan-Direct or FFELP program indicator 2003-04
PERCUM06	Aid_Federal_Loans	Cumulative Perkins through 2006
PERKAMT	Aid_Federal_Loans	Perkins loan 2003-04
PLFIRSTL	Aid_Federal_Loans	PLUS loan: 1st class level borrowed
PLFIRSTY	Aid_Federal_Loans	PLUS loan: 1st academic year borrowed 2006
PLFYRS06	Aid_Federal_Loans	PLUS loan: number of years borrowed 2006
PLLSTL06	Aid_Federal_Loans	PLUS loan: last class level borrowed 2006
PLLSTY06	Aid_Federal_Loans	PLUS loan: last academic year borrowed 2006
PLUCUM06	Aid_Federal_Loans	Cumulative PLUS through 2006
PLUS04	Aid_Federal_Loans	PLUS loan 2003-04
PLUS05	Aid_Federal_Loans	PLUS loan 2004-05
PLUS06	Aid_Federal_Loans	PLUS loan 2005-06
STAFCT1	Aid_Federal_Loans	Stafford subsidized maximum categories 2003-04
STAFCT2	Aid_Federal_Loans	Stafford total maximum categories 2003-04
STAFTYPE	Aid_Federal_Loans	Stafford loan types received 2003-04
STFCUM06	Aid_Federal_Loans	Cumulative Stafford total through 2006
STFIRSTL	Aid_Federal_Loans	Stafford: 1st class level borrowed 2006
STFIRSTY	Aid_Federal_Loans	Stafford: 1st academic year borrowed 2006
STFY04	Aid_Federal_Loans	Stafford loan total 2003-04
STFY05	Aid_Federal_Loans	Stafford loan total 2004-05
STFY06	Aid_Federal_Loans	Stafford loan total 2005-06
STFYRS06	Aid_Federal_Loans	Stafford: number of years borrowed 2006
STLSTL06	Aid_Federal_Loans	Stafford: last class level borrowed 2006
STLSTY06	Aid_Federal_Loans	Stafford: last academic year borrowed 2006
STSCUM06	Aid_Federal_Loans	Cumulative Stafford subsidized thru 2006
STSUB04	Aid_Federal_Loans	Stafford subsidized loan 2003-04

See notes at end of table.

Table H-1. Analysis variables for BPS:04/06: 2006—Continued

Name	Prefix ¹	Label
STSUB05	Aid_Federal_Loans	Stafford subsidized loan 2004-05
STSUB06	Aid_Federal_Loans	Stafford subsidized loan 2005-06
STUCUM06	Aid_Federal_Loans	Cumulative Stafford unsub thru 2006
STUNS04	Aid_Federal_Loans	Stafford unsubsidized loan 2003-04
STUNS05	Aid_Federal_Loans	Stafford unsubsidized loan 2004-05
STUNS06	Aid_Federal_Loans	Stafford unsubsidized loan 2005-06
SUBCUM06	Aid_Federal_Loans	Cumulative Stafford sub and Perkins 2006
SUBLOAN	Aid_Federal_Loans	Federal subsidized loans (Stafford & Perkins) 2003-04
T4LNAMT1	Aid_Federal_Loans	Stafford and Perkins loans 2003-04
T4LNAMT2	Aid_Federal_Loans	Stafford, Perkins, and PLUS loans 2003-04
T4TCUM06	Aid_Federal_Loans	Cumulative Stafford, Perkins, PLUS 2006
T4XCUM06	Aid_Federal_Loans	Cumulative Stafford and Perkins 2006
TFEDLN	Aid_Federal_Loans	Total federal loans (excludes PLUS) 2003-04
TFEDLN2	Aid_Federal_Loans	Total federal loans (includes PLUS) 2003-04
EMPLYAMT	Aid_Grants	Employer aid (includes college staff) 2003-04
MERITCID	Aid_Grants	Total merit-only grants 2003-04
TOTGRT4	Aid_Grants	State and institutional grants 2003-04
INLNAMT	Aid_Institutional	Institutional loans 2003-04
INSTAMT	Aid_Institutional	Institutional aid total 2003-04
INSTWRK	Aid_Institutional	Institutional work-study 2003-04
EMPLWAIV	Aid_Institutional_Grants	Institutional tuition waivers for staff 2003-04
INATHAMT	Aid_Institutional_Grants	Athletic scholarships 2003-04
INGRTAMT	Aid_Institutional_Grants	Institutional grants total 2003-04
INSMERIT	Aid_Institutional_Grants	Institutional merit-only grants 2003-04
INSTNEED	Aid_Institutional_Grants	Institutional need-based grants 2003-04
INSTNOND	Aid_Institutional_Grants	Institutional no-need & merit grants 2003-04
INSWAIV	Aid_Institutional_Grants	Institutional tuition & fee waivers 2003-04
UNSBLOAN	Aid_Loans	Total unsubsidized loans (all sources) 2003-04
AIDSNEED	Aid_Need	Aid amount exceeding federal need 2003-04
EFC	Aid_Need	Expected Family Contribution (EFC composite) 2003-04
EFCID	Aid_Need	Aid subject to federal EFC limitation 2003-04
SNEED1	Aid_Need	Student budget minus EFC 2003-04
SNEED2	Aid_Need	Student budget minus EFC minus total aid 2003-04
SNEED3	Aid_Need	Student budget minus EFC minus federal grants 2003-04
SNEED4	Aid_Need	Student budget minus EFC minus grants+federal need aid 2003-04
SNEED5	Aid_Need	Student budget minus EFC minus all grants 2003-04
SNEED7	Aid_Need	Student budget minus EFC, federal & state grants 2003-04
SNEED8	Aid_Need	Student budget minus federal, state, and other grants 2003-04
NETCST1	Aid_Net Price	Student budget minus all aid 2003-04
NETCST10	Aid_Net Price	Tuition and fees minus federal grants 2003-04
NETCST12	Aid_Net Price	Tuition and fees minus state grants 2003-04
NETCST13	Aid_Net Price	Tuition and fees minus institutional grants 2003-04
NETCST14	Aid_Net Price	Tuition and fees minus all non-federal grants 2003-04
NETCST15	Aid_Net Price	Tuition and fees minus state+institutional grants 2003-04
NETCST16	Aid_Net Price	Student budget minus federal and state grants 2003-04
NETCST17	Aid_Net Price	Student budget minus all grants and loans 2003-04
NETCST18	Aid_Net Price	Student budget minus all aid except work-study 2003-04

See notes at end of table.

Table H-1. Analysis variables for BPS:04/06: 2006—Continued

Name	Prefix ¹	Label
NETCST2	Aid_Net Price	Student budget minus federal grants 2003-04
NETCST20	Aid_Net Price	Student budget minus all grants and loans (incl PLUS) 2003-04
NETCST3	Aid_Net Price	Student budget minus all grants 2003-04
NETCST32	Aid_Net Price	Student budget minus all grants and VA benefits 2003-04
NETCST35	Aid_Net Price	Tuition and fees minus all grants and VA benefits 2003-04
NETCST37	Aid_Net Price	Tuition and fees minus federal grants and VA benefits 2003-04
NETCST4	Aid_Net Price	Student budget minus grants and half of loans 2003-04
NETCST40	Aid_Net Price	Student budget minus state & inst grants 2003-04
NETCST9	Aid_Net Price	Tuition and fees minus all grants 2003-04
OTHRSCR	Aid_Outside	Outside sources total 2003-04
OTHTYPE	Aid_Outside	Total other type of aid 2003-04
PRIVAMT	Aid_Outside	Total private sources grants and loans 2003-04
PRIVLOAN	Aid_Outside	Private (alternative) loans 2003-04
VADODAMT	Aid_Outside	Veteran's benefits and DOD 2003-04
EMPLYAM1	Aid_Outside_Grants	Employer aid (student) 2003-04
EMPLYAM2	Aid_Outside_Grants	Employer aid (parents) 2003-04
EMPLYAM3	Aid_Outside_Grants	Employer aid (student & parents) 2003-04
OTHGTAMT	Aid_Outside_Grants	Outside grants (private & employer) 2003-04
PRIV Aid	Aid_Outside_Grants	Private sources grants 2003-04
AIDSRC	Aid_Package	Aid package by source of aid 2003-04
AIDTYPE	Aid_Package	Aid package by type of aid 2003-04
FEDLNPAK	Aid_Package	Federal loan package by type of loan 2003-04
FEDPACK	Aid_Package	Federal aid package by type of aid 2003-04
GRNTSRC	Aid_Package	Grant package by source of grant 2003-04
INSTPACK	Aid_Package	Aid package with institutional aid 2003-04
LOANSRC	Aid_Package	Loan package by source of loan 2003-04
PELLPACK	Aid_Package	Aid package with Pell grants 2003-04
AIDCST	Aid_Ratio	Ratio of total aid to student budget 2003-04
FEDGRPCT	Aid_Ratio	Ratio of federal grants to total aid 2003-04
FEDPCT	Aid_Ratio	Ratio of federal aid to total aid 2003-04
FLNPCT	Aid_Ratio	Ratio of federal loans to federal grants and loans 2003-04
FLNPCT6	Aid_Ratio	Ratio of federal loans to federal aid 2003-04
GRTCST	Aid_Ratio	Ratio of grant aid to student budget 2003-04
GRTLOAN	Aid_Ratio	Ratio of grants to total loans 2003-04
G RTPCT	Aid_Ratio	Ratio of grants to total aid 2003-04
G RTPCTTN	Aid_Ratio	Ratio of grant aid to tuition 2003-04
GRTRATIO	Aid_Ratio	Ratio of grants to grants and loans 2003-04
INSTGPCT	Aid_Ratio	Ratio of institutional grants to total aid 2003-04
INSTPCT	Aid_Ratio	Ratio of institution aid to total aid 2003-04
LNPCT	Aid_Ratio	Ratio of loans to grants and loans 2003-04
LNPCT6	Aid_Ratio	Ratio of loans to total aid 2003-04
LOANCST	Aid_Ratio	Ratio of loans to student budget (excludes PLUS) 2003-04
LOANCST2	Aid_Ratio	Ratio of loans to student budget (includes PLUS) 2003-04
LOANPCT	Aid_Ratio	Ratio of loans to total aid (excludes PLUS) 2003-04
LOANPCT2	Aid_Ratio	Ratio of loans to total aid (includes PLUS) 2003-04
PELLCST	Aid_Ratio	Ratio of Pell grant to student budget 2003-04
PELLRAT1	Aid_Ratio	Ratio of Pell grant to total aid 2003-04

See notes at end of table.

Table H-1. Analysis variables for BPS:04/06: 2006—Continued

Name	Prefix ¹	Label
PELLRAT2	Aid_Ratio	Ratio of Pell grant to total grants 2003-04
PLUSPCT	Aid_Ratio	Ratio of PLUS loan to total aid 2003-04
STAPCT	Aid_Ratio	Ratio of state aid to total aid 2003-04
STGRPCT	Aid_Ratio	Ratio of state grants to total aid 2003-04
WORKPCT	Aid_Ratio	Ratio of work-study to total aid 2003-04
STATEAMT	Aid_State	State aid total 2003-04
STLNAMT	Aid_State	State loans 2003-04
STATNEED	Aid_State_Grants	State-need-based grants 2003-04
STATNOND	Aid_State_Grants	State non-need & merit grants 2003-04
STGTAMT	Aid_State_Grants	State grants total 2003-04
STMERIT	Aid_State_Grants	State merit-only grants 2003-04
STNOND1	Aid_State_Grants	State non-need grants 2003-04
STWKAMT	Aid_State_Other	State work-study 2003-04
VOCHELP	Aid_State_Other	Vocational rehabilitation and training 2003-04
FGRTLN	Aid_Total	Total federal grants and loans (except PLUS) 2003-04
TGRTLN	Aid_Total	Total grants and loans (except PLUS) 2003-04
TNFEDAID	Aid_Total	Total non-federal aid 2003-04
TOTAID	Aid_Total	Aid total amount 2003-04
TOTAID2	Aid_Total	Total federal (Title IV), state, & institutional aid 2003-04
TOTAID4	Aid_Total	Total aid excluding PLUS 2003-04
TOTAID5	Aid_Total	Total aid excluding work-study 2003-04
TOTAID6	Aid_Total	Total aid excluding PLUS and veterans benefits 2003-04
TOTWKST	Aid_Total	Total work-study 2003-04
NEEDAID	Aid_Total_Grants	Total need-based grant aid 2003-04
TNFEDGRT	Aid_Total_Grants	Total non-federal grants 2003-04
TOTGRT	Aid_Total_Grants	Total grants 2003-04
TOTGRT2	Aid_Total_Grants	Total grants and veteran benefits 2003-04
TNFEDLN	Aid_Total_Loans	Total non-federal loans 2003-04
TOTLOAN	Aid_Total_Loans	Total loans (excluding PLUS) 2003-04
TOTLOAN2	Aid_Total_Loans	Total loans (including PLUS) 2003-04
AGE	Background_Demographics	Age as of 12/31/03
AGEGROUP	Background_Demographics	Age groups as of 12/31/03
CITIZEN2	Background_Demographics	Citizenship status 2003-04
CITZN06	Background_Demographics	Citizenship status 2006
DELAYENR	Background_Demographics	Delayed enrollment into PSE- number of years 2003-04
DEPCLAIM	Background_Demographics	Claimed as a dependent 2003-04
DEPEND	Background_Demographics	Dependency status 2003-04
DEPEND06	Background_Demographics	Dependency status 2005-06
DEPEND5A	Background_Demographics	Dependency and marital status (separated=married) 2003-04
DEPEND5B	Background_Demographics	Dependency and marital status (separated=unmarried) 2003-04
GENDER	Background_Demographics	Gender
HISPANIC	Background_Demographics	Race-ethnicity: Hispanic or Latino origin
HISPTYPE	Background_Demographics	Race-ethnicity: Type of Hispanic origin
PELLDEP	Background_Demographics	Pell grant and dependency 2003-04
RAASIAN	Background_Demographics	Race--Asian
RABLACK	Background_Demographics	Race--Black or African-American
RACE	Background_Demographics	Race-ethnicity (with multiple)

See notes at end of table.

Table H-1. Analysis variables for BPS:04/06: 2006—Continued

Name	Prefix ¹	Label
RAINDIAN	Background_Demographics	Race--American Indian or Alaska Native
RAINDTRB	Background_Demographics	Race---American Indian or Alaska Native recognized tribe
RAISLAND	Background_Demographics	Race--Native Hawaiian/other Pacific Islander
RAOTHER	Background_Demographics	Race--Other
RAWHITE	Background_Demographics	Race--White
RISKINDX	Background_Demographics	Risk index and nontraditional indicators 2003-04
SINGLPAR	Background_Demographics	Single-parent independent students 2003-04
SMAR06	Background_Demographics	Student's marital status 2006
SMARITAL	Background_Demographics	Student's marital status 2003-04
TRIO	Background_Demographics	TRIO program eligibility criteria 2003-04
USBORN	Background_Demographics	Student was born in the United States
DISABL06	Background_Disabilities	Disability: any 2006
DISABLE	Background_Disabilities	Disability: any 2003-04
DISMOB06	Background_Disabilities	Disability: physical condition 2006
DISMOBIL	Background_Disabilities	Disability: physical condition 2003-04
DISOTH06	Background_Disabilities	Disability: other condition 2006
DISOTHER	Background_Disabilities	Disability: other condition 2003-04
DISOTHRA	Background_Disabilities	Difficulty: dressing, bathing, or getting around 2003-04
DISOTHRB	Background_Disabilities	Difficulty: getting to school to attend class 2003-04
DISOTHRC	Background_Disabilities	Difficulty: learning, remembering, or concentrating 2003-04
DISOTHRD	Background_Disabilities	Difficulty: working at a job 2003-04
DISSEN06	Background_Disabilities	Disability: sensory condition 2006
DISSENSR	Background_Disabilities	Disability: sensory condition 2003-04
DISTYPES	Background_Disabilities	Disability: main condition 2003-04
SERNEEDA	Background_Disabilities	Service needed: adaptive equipment and technology 2003-04
SERNEEDB	Background_Disabilities	Service needed: alternative exam format 2003-04
SERNEEDC	Background_Disabilities	Service needed: course substitution or waiver 2003-04
SERNEEDD	Background_Disabilities	Service needed: readers or classroom note takers 2003-04
SERNEEDE	Background_Disabilities	Service needed: registration assistance 2003-04
SERNEEDF	Background_Disabilities	Service needed: sign language or oral interpreters 2003-04
SERNEEDG	Background_Disabilities	Service needed: tutors to assist with homework 2003-04
SERNEEDX	Background_Disabilities	Service needed: other 2003-04
SERRECVA	Background_Disabilities	Service received: adaptive equipment and technology 2003-04
SERRECVB	Background_Disabilities	Service received: alternative exam format 2003-04
SERRECVC	Background_Disabilities	Service received: course substitution or waiver 2003-04
SERRECVD	Background_Disabilities	Service received: readers or classroom note takers 2003-04
SERRECVE	Background_Disabilities	Service received: registration assistance 2003-04
SERRECVF	Background_Disabilities	Service received: sign language or oral interpreters 2003-04
SERRECVG	Background_Disabilities	Service received: tutors to assist with homework 2003-04
SERRECVX	Background_Disabilities	Service received: other 2003-04
SSISSDI	Background_Disabilities	Currently receiving SSI or SSDI 2003-04
VOCAPPLY	Background_Disabilities	Ever applied for vocational rehabilitation services 2003-04
VOCRECV	Background_Disabilities	Ever received vocational rehabilitation services 2003-04
DEPANY	Background_Family	Dependents - has dependents 2003-04
DEPANY06	Background_Family	Dependent children - any 2006
DEPCARE	Background_Family	Dependent children in daycare 2003-04
DEPCHILD	Background_Family	Dependent children - any 2003-04

See notes at end of table.

Table H-1. Analysis variables for BPS:04/06: 2006—Continued

Name	Prefix ¹	Label
DEPCOST	Background_Family	Dependent children daycare costs 2003-04
DEPNUM	Background_Family	Dependents - total number 2003-04
DEPNUM06	Background_Family	Dependent children - number 2006
DEPNUMCH	Background_Family	Dependent children - number 2003-04
DEPOLD	Background_Family	Dependent children - age of oldest 2003-04
DEPOTHER	Background_Family	Dependents - has dependent other than children 2003-04
DEPTYPE	Background_Family	Dependents - types of dependents 2003-04
DEPYNG	Background_Family	Dependent children - age of youngest 2003-04
DEPYNG06	Background_Family	Dependent children - age of youngest 2006
HSIZE	Background_Family	Family size (dependent & independent) 2003-04
HSIZE06	Background_Family	Family size (dependent & independent) 2005-06
IMMIGRA	Background_Family	Immigrant status 2003-04
PRIMLANG	Background_Family	English is the primary language 2003-04
SFAMNM06	Background_Family	Family size (independent) 2005-06
SFAMNUM	Background_Family	Family size (independent) 2003-04
SINCOL	Background_Family	Number of family members in college (independent) 2003-04
SINCOL06	Background_Family	Number of family members in college (independent) 2005-06
IMPT04B	Background_Goals	Importance 2004: being community leader
IMPT04C	Background_Goals	Importance 2004: being financially well off
IMPT04D	Background_Goals	Importance 2004: having children
IMPT04E	Background_Goals	Importance 2004: influence political structure
IMPT04F	Background_Goals	Importance 2004: leisure time
IMPT04G	Background_Goals	Importance 2004: living close to relatives
IMPT04H	Background_Goals	Importance 2004: moving away from hometown
IMPT04I	Background_Goals	Importance 2004: steady work
IMPT06A	Background_Goals	Importance 2006: recognized expert
IMPT06B	Background_Goals	Importance 2006: being community leader
IMPT06C	Background_Goals	Importance 2006: being financially well off
IMPT06D	Background_Goals	Importance 2006: having children
IMPT06E	Background_Goals	Importance 2006: influence political structure
IMPT06F	Background_Goals	Importance 2006: leisure time
IMPT06G	Background_Goals	Importance 2006: living close to relatives
IMPT06H	Background_Goals	Importance 2006: moving away from hometown
IMPT06I	Background_Goals	Importance 2006: steady work
IMPT06J	Background_Goals	Importance 2006: meaning and purpose
IMPT06K	Background_Goals	Importance 2006: helping others
TEACH04	Background_Goals	Plan on teaching 2004
TEACH06	Background_Goals	Plan on teaching 2006
DISTNC06	Background_Residence	Distance from most recent institution 2006
HOMEDIST	Background_Residence	Distance from first institution 2003-04
LOCALR06	Background_Residence	Housing when last enrolled 2006
LOCALRES	Background_Residence	Housing 2003-04
PARLIVE	Background_Residence	Lived with parents while not enrolled 2003-04
STUSTATE	Background_Residence	State of legal residence (student) 2003-04
AT1DT3Y	Education_Attainment	First degree date attained thru 2006
AT1TY3Y	Education_Attainment	First degree type attained thru 2006
ATAADT3Y	Education_Attainment	Associate's degree date attained thru 2006

See notes at end of table.

Table H-1. Analysis variables for BPS:04/06: 2006—Continued

Name	Prefix ¹	Label
ATAANU3Y	Education_Attainment	Associate's degree number attained thru 2006
ATBADT3Y	Education_Attainment	Bachelor's degree date attained thru 2006
ATBANU3Y	Education_Attainment	Bachelor's degree number attained thru 2006
ATCTDT3Y	Education_Attainment	Certificate date attained through 2006
ATCTNU3Y	Education_Attainment	Certificates number attained through 2006
ATDEG1	Education_Attainment	Degree attained during 2003-04
ATDEG2	Education_Attainment	Degree attained during 2004-05
ATDEG3	Education_Attainment	Degree attained during 2005-06
ATDEG3Y	Education_Attainment	First year attained degree through 2006
ATHDT3Y	Education_Attainment	Highest degree date attained 2006
ATHDTF3Y	Education_Attainment	Highest degree date attained at first institution thru 2006
ATHTY3Y	Education_Attainment	Highest degree attained anywhere 2006
ATHTYF3Y	Education_Attainment	Highest degree attained at first institution 2006
ATLDT3Y	Education_Attainment	Last degree date attained thru 2006
ATLTY3Y	Education_Attainment	Last degree type attained thru 2006
ATNUM3Y	Education_Attainment	Degrees number attained through 2006
ATTYPE3Y	Education_Attainment	Degree types attained through 2006
ATTEND	Education_Attendance	NPSAS: Attendance intensity in fall 2003-04
ATTEND2	Education_Attendance	NPSAS: Attendance intensity in fall (half-time) 2003-04
ATTNPT	Education_Attendance	NPSAS: Attendance intensity (half-time) 2003-04
ATTNPTRN	Education_Attendance	NPSAS: Attendance intensity 2003-04
ATTNSTAT	Education_Attendance	NPSAS: Attendance pattern 2003-04
ENCOEN3Y	Education_Attendance	Ever co-enrolled through 2006
ENDTFS	Education_Attendance	Date of first enrollment
ENDTLA3Y	Education_Attendance	Date of last enrollment through 2006
ENINFM	Education_Attendance	NPSAS: Attendance intensity first month enrolled 2003-04
ENINLM3Y	Education_Attendance	Attendance intensity last month enrolled through 2006
ENINPT1	Education_Attendance	Attendance intensity pattern in 2003-04
ENINPT2	Education_Attendance	Attendance intensity pattern in 2004-05
ENINPT3	Education_Attendance	Attendance intensity pattern in 2005-06
ENINPT3Y	Education_Attendance	Attendance intensity pattern through 2006
ENINUM1	Education_Attendance	Number of institutions attended in 2003-04
ENINUM2	Education_Attendance	Number of institutions attended in 2004-05
ENINUM3	Education_Attendance	Number of institutions attended in 2005-06
ENINUM3Y	Education_Attendance	Number of institutions attended through 2006
ENLEN	Education_Attendance	NPSAS: Months enrolled total 2003-04
ENMNEL3Y	Education_Attendance	Months elapsed to last enrollment through 2006
ENMNFT1	Education_Attendance	Months enrolled full-time in 2003-04
ENMNFT2	Education_Attendance	Months enrolled full-time in 2004-05
ENMNFT3	Education_Attendance	Months enrolled full-time in 2005-06
ENMNFT3Y	Education_Attendance	Months enrolled full-time (total) through 2006
ENMNPT1	Education_Attendance	Months enrolled part-time in 2003-04
ENMNPT2	Education_Attendance	Months enrolled part-time in 2004-05
ENMNPT3	Education_Attendance	Months enrolled part-time in 2005-06
ENMNPT3Y	Education_Attendance	Months enrolled part-time (total) through 2006
ENMNT1	Education_Attendance	Months enrolled during 2003-04
ENMNT2	Education_Attendance	Months enrolled during 2004-05
ENMNT3	Education_Attendance	Months enrolled during 2005-06

See notes at end of table.

Table H-1. Analysis variables for BPS:04/06: 2006—Continued

Name	Prefix ¹	Label
ENMNT3Y	Education_Attendance	Months enrolled (total) through 2006
ENR01 ²	Education_Attendance	Monthly enrollment status 2003/07
ENR02 ²	Education_Attendance	Monthly enrollment status 2003/08
ENR03 ²	Education_Attendance	Monthly enrollment status 2003/09
ENR04 ²	Education_Attendance	Monthly enrollment status 2003/10
ENR05 ²	Education_Attendance	Monthly enrollment status 2003/11
ENR06 ²	Education_Attendance	Monthly enrollment status 2003/12
ENR07 ²	Education_Attendance	Monthly enrollment status 2004/01
ENR08 ²	Education_Attendance	Monthly enrollment status 2004/02
ENR09 ²	Education_Attendance	Monthly enrollment status 2004/03
ENR10 ²	Education_Attendance	Monthly enrollment status 2004/04
ENR11 ²	Education_Attendance	Monthly enrollment status 2004/05
ENR12 ²	Education_Attendance	Monthly enrollment status 2004/06
ENRFALL	Education_Attendance	NPSAS: Enrolled from July through Dec in 2003
ENRSPR	Education_Attendance	NPSAS: Enrolled from Jan through June in 2004
ENRSTAT	Education_Attendance	NPSAS: Enrollment pattern 2003-04
MFT	Education_Attendance	NPSAS: Months enrolled full-time 2003-04
MHT	Education_Attendance	NPSAS: Months enrolled half-time 2003-04
MLT	Education_Attendance	NPSAS: Months enrolled less than half time 2003-04
MPT	Education_Attendance	NPSAS: Months enrolled part-time 2003-04
STUDMULT	Education_Attendance	NPSAS: Number of institutions attended 2003-04
CLASSA	Education_Courses	Type of class 2003-04: business
CLASSB	Education_Courses	Type of class 2003-04: health
CLASSC	Education_Courses	Type of class 2003-04: education
CLASSD	Education_Courses	Type of class 2003-04: engineering and engineering technology
CLASSE	Education_Courses	Type of class 2003-04: computer and information sciences
CLASSF	Education_Courses	Type of class 2003-04: social sciences
CLASSG	Education_Courses	Type of class 2003-04: natural sciences and mathematics
CLASSH	Education_Courses	Type of class 2003-04: arts and humanities
CLASSI	Education_Courses	Type of class 2003-04: communications
CLASSJ	Education_Courses	Type of class 2003-04: vocational program
CLASSK	Education_Courses	Type of class 2003-04: university transfer
CLASSL	Education_Courses	Type of class 2003-04: general education
CLASSX	Education_Courses	Type of class 2003-04: other
CLTY06A	Education_Courses	Type of class 2006: business
CLTY06B	Education_Courses	Type of class 2006: health
CLTY06C	Education_Courses	Type of class 2006: education
CLTY06D	Education_Courses	Type of class 2006: engineering and eng technology
CLTY06E	Education_Courses	Type of class 2006: computer and information sciences
CLTY06F	Education_Courses	Type of class 2006: social sciences
CLTY06G	Education_Courses	Type of class 2006: sciences and mathematics
CLTY06H	Education_Courses	Type of class 2006: arts and humanities
CLTY06I	Education_Courses	Type of class 2006: communications
CLTY06J	Education_Courses	Type of class 2006: vocational program
CLTY06K	Education_Courses	Type of class 2006: university transfer
CLTY06L	Education_Courses	Type of class 2006: general education
CLTY06X	Education_Courses	Type of class 2006: other

See notes at end of table.

Table H-1. Analysis variables for BPS:04/06: 2006—Continued

Name	Prefix ¹	Label
DELIVE	Education_Courses	Distance education used: live, interactive TV or audio 2003-04
DERECR	Education_Courses	Distance education used: pre-recorded TV or audio 2003-04
DEWWW	Education_Courses	Distance education used: the internet 2003-04
DISTALL	Education_Courses	Distance education: entire program 2003-04
DISTEDUC	Education_Courses	Distance education: took courses 2003-04
DISTLOC	Education_Courses	Distance education: location of courses 2003-04
DISTNUM	Education_Courses	Distance education: number of courses took 2003-04
DISTSATF	Education_Courses	Distance education: satisfaction 2003-04
REMEDIA	Education_Courses	Remedial course: English in 2003-04
REMEDIB	Education_Courses	Remedial course: math in 2003-04
REMEDIC	Education_Courses	Remedial course: reading in 2003-04
REMEDID	Education_Courses	Remedial course: study skills in 2003-04
REMEDIE	Education_Courses	Remedial course: writing in 2003-04
REMETOOK	Education_Courses	Remedial course: any taken in 2003-04
ACAD04A	Education_Experiences	Academic 2004: graduate student instructors
ACAD04B	Education_Experiences	Academic 2004: essay exams
ACAD04C	Education_Experiences	Academic 2004: large classes
ACAD04D	Education_Experiences	Academic 2004: wrote papers for courses
ACAINX04	Education_Experiences	Academic integration index 2004
ACAINX06	Education_Experiences	Academic integration index 2006
FREQ04A	Education_Experiences	Frequency 2004: faculty informal meeting
FREQ04B	Education_Experiences	Frequency 2004: faculty talk outside class
FREQ04C	Education_Experiences	Frequency 2004: meet academic advisor
FREQ04D	Education_Experiences	Frequency 2004: fine arts activities
FREQ04E	Education_Experiences	Frequency 2004: school clubs
FREQ04F	Education_Experiences	Frequency 2004: school sports
FREQ04G	Education_Experiences	Frequency 2004: study groups
FREQ06A	Education_Experiences	Frequency 2006: faculty informal meeting
FREQ06B	Education_Experiences	Frequency 2006: faculty talk outside class
FREQ06C	Education_Experiences	Frequency 2006: meet academic advisor
FREQ06D	Education_Experiences	Frequency 2006: fine arts activities
FREQ06E	Education_Experiences	Frequency 2006: school clubs
FREQ06F	Education_Experiences	Frequency 2006: school sports
FREQ06G	Education_Experiences	Frequency 2006: study groups
SOCINX04	Education_Experiences	Social integration index 2004
SOCINX06	Education_Experiences	Social integration index 2006
DGEVR06	Education_Future	Highest degree ever expected 2006
ENRPLN06	Education_Future	Future enrollment plans 2006
HIGHLVEX	Education_Future	Highest degree ever expected 2003-04
CRDAP04	Education_High School	Earned Advanced Placement credit in HS
CRDCL04	Education_High School	Earned college credits at a college while in HS
CRDES04	Education_High School	Earned credits to enter as sophomore
CRDHS04	Education_High School	Earned any college credits in high school
FORESCH	Education_High School	Ever attended foreign K-12 school
HCGPAREP	Education_High School	High school Grade Point Average
HCMATH	Education_High School	High school highest mathematics courses
HCYSENGL	Education_High School	Years of English in high school

See notes at end of table.

Table H-1. Analysis variables for BPS:04/06: 2006—Continued

Name	Prefix ¹	Label
HCYSLANG	Education_High School	Years of foreign languages in high school
HCYSMATH	Education_High School	Years of mathematics in high school
HCYSSCIE	Education_High School	Years of science in high school
HCYSSOCI	Education_High School	Years of social studies in high school
HSDEG	Education_High School	High school degree type
HSGRADYY	Education_High School	High school graduation year
HSTYPE	Education_High School	High school type attended
CINCMP06	Education_Performance	Ever received an incomplete 2006
CRPT06	Education_Performance	Ever repeat course for higher grade 2006
CWTHD06	Education_Performance	Ever withdraw after add/drop deadline 2006
GPA	Education_Performance	Grade Point Average 2003-04
GPA06	Education_Performance	Grade Point Average 2006
GPASC06	Education_Performance	GPA measured on 4.00 scale
ENDTFI3Y	Education_Persistence	First institution date last enrolled as of 2006
ENLYAT3Y	Education_Persistence	Last academic year or attainment through 2006
HURENR	Education_Persistence	Hurricane 2005 impact: any enrollment effect
HURPLA	Education_Persistence	Hurricane 2005 impact: transferred temporarily
HURPLB	Education_Persistence	Hurricane 2005 impact: transferred permanently
HURPLC	Education_Persistence	Hurricane 2005 impact: took classes on-line
HURPLD	Education_Persistence	Hurricane 2005 impact: delayed enrollment
HURPLE	Education_Persistence	Hurricane 2005 impact: dropped out
HURPLF	Education_Persistence	Hurricane 2005 impact: other action
PRAT3Y	Education_Persistence	Persistence and attainment anywhere through 2006
PROUTFI3	Education_Persistence	First institution retention through 2006
CCTRACK	Education_Program	Community college track
DGOALY1	Education_Program	Degree goal first year 2003-04
DGPLNY1	Education_Program	Degree plans first year 2003-04
FALLDGFT	Education_Program	Fall 2003 beginners
FALLHSFT	Education_Program	Fall 2003 recent high school graduates
MAJ06A	Education_Program	Major when last enrolled (33 cat) in 2006
MAJ06B	Education_Program	Major when last enrolled (12 cat) in 2006
MAJ06C	Education_Program	Major when last enrolled (12 cat) any year through 2006
MAJ06CHG	Education_Program	Major-changes in major 2006
MAJ06DEC	Education_Program	Major declared 2006
MAJORS	Education_Program	Major first year (detailed) 2003-04
MAJORS12	Education_Program	Major first year (12 cat) 2003-04
MAJS06A	Education_Program	Major (second) when last enrolled (33 cat) 2006
MAJS06B	Education_Program	Major (second) when last enrolled (12 cat) 2006
UGDEG	Education_Program	Degree program 2003-04
UGDEG06	Education_Program	Degree program when last enrolled 2006
UGDEGAA	Education_Program	Associate degree type 2003-04
UGLV06	Education_Program	Class level at most recent institution 2006
ATTENDA	Education_Reasons	Purpose (1st school) 2004: complete associate's degree
ATTENDB	Education_Reasons	Purpose (1st school) 2004: complete certificate
ATTENDC	Education_Reasons	Purpose (1st school) 2004: job skills
ATTENDD	Education_Reasons	Purpose (1st school) 2004: personal interest
ATTENDE	Education_Reasons	Purpose (1st school) 2004: transfer to a 2-year college
ATTENDF	Education_Reasons	Purpose (1st school) 2004: transfer to a 4-year college

See notes at end of table.

Table H-1. Analysis variables for BPS:04/06: 2006—Continued

Name	Prefix ¹	Label
ATTENDG	Education_Reasons	Purpose (1st school) 2004: transfer to another college
ATTENDN	Education_Reasons	Purpose (1st school) 2004: number of reasons
DEHS04A	Education_Reasons	Delayed enrollment 2004: worked
DEHS04B	Education_Reasons	Delayed enrollment 2004: military
DEHS04C	Education_Reasons	Delayed enrollment 2004: married/family responsibilities
DEHS04D	Education_Reasons	Delayed enrollment 2004: health problems
DEHS04E	Education_Reasons	Delayed enrollment 2004: traveled
DEHS04X	Education_Reasons	Delayed enrollment 2004: other reason
RLV04A	Education_Reasons	Reason left 2004: academic problems
RLV04B	Education_Reasons	Reason left 2004: scheduling problems
RLV04C	Education_Reasons	Reason left 2004: dissatisfied with program
RLV04D	Education_Reasons	Reason left 2004: financial reasons
RLV04E	Education_Reasons	Reason left 2004: family responsibilities
RLV04F	Education_Reasons	Reason left 2004: personal reasons
RLV04G	Education_Reasons	Reason left 2004: finished desired classes
RLV04X	Education_Reasons	Reason left 2004: other reasons
RLV06A	Education_Reasons	Reason left 2006: academic problems
RLV06B	Education_Reasons	Reason left 2006: scheduling problems
RLV06C	Education_Reasons	Reason left 2006: dissatisfied with program
RLV06D	Education_Reasons	Reason left 2006: financial reasons
RLV06E	Education_Reasons	Reason left 2006: family responsibilities
RLV06F	Education_Reasons	Reason left 2006: personal reasons
RLV06G	Education_Reasons	Reason left 2006: finished desired classes
RLV06H	Education_Reasons	Reason left 2006: called for military service
RLV06X	Education_Reasons	Reason left 2006: other reason
RSN2A	Education_Reasons	Purpose (2nd school) 2006: complete a degree
RSN2B	Education_Reasons	Purpose (2nd school) 2006: transfer to 4 yr
RSN2C	Education_Reasons	Purpose (2nd school) 2006: earn credits
RSN2D	Education_Reasons	Purpose (2nd school) 2006: gain job skills
RSN2E	Education_Reasons	Purpose (2nd school) 2006: personal interest
RSN2F	Education_Reasons	Purpose (2nd school) 2006: other reason
RSN3A	Education_Reasons	Purpose (3rd school) 2006: complete a degree
RSN3B	Education_Reasons	Purpose (3rd school) 2006: transfer to 4 yr
RSN3C	Education_Reasons	Purpose (3rd school) 2006: earn credits
RSN3D	Education_Reasons	Purpose (3rd school) 2006: gain job skills
RSN3E	Education_Reasons	Purpose (3rd school) 2006: personal interest
RSN3F	Education_Reasons	Purpose (3rd school) 2006: other reason
ACPT04	Education_Reasons_School Choice	Accepted-number of schools 2004
ACPTF04	Education_Reasons_School Choice	First choice school-accepted at 2004
APPS04	Education_Reasons_School Choice	Applied-number of schools 2004
CONSIDRA	Education_Reasons_School Choice	Considered campus safety 2003-04
CONSIDRB	Education_Reasons_School Choice	Considered graduation rate 2003-04
CONSIDRC	Education_Reasons_School Choice	Considered job placement rate 2003-04
NPFST04	Education_Reasons_School Choice	First choice was NPSAS school 2004
PUBLST04	Education_Reasons_School Choice	Consulted published list of colleges 2003-04
RAD04A	Education_Reasons_School Choice	Reason attended 2004: program/coursework
RAD04B	Education_Reasons_School Choice	Reason attended 2004: reputation
RAD04C	Education_Reasons_School Choice	Reason attended 2004: affordable/financial

See notes at end of table.

Table H-1. Analysis variables for BPS:04/06: 2006—Continued

Name	Prefix ¹	Label
RAD04D	Education_Reasons_School Choice	Reason attended 2004: location
RAD04E	Education_Reasons_School Choice	Reason attended 2004: personal/family reasons
RAD04X	Education_Reasons_School Choice	Reason attended 2004: other reason
RNAD04B	Education_Reasons_School Choice	Reason did not attend 2004: too expensive
RNAD04C	Education_Reasons_School Choice	Reason did not attend 2004: not enough aid
RNAD04D	Education_Reasons_School Choice	Reason did not attend 2004: location
RNAD04E	Education_Reasons_School Choice	Reason did not attend 2004: personal reasons
RNAD04X	Education_Reasons_School Choice	Reason did not attend 2004: other reason
TEACTDER	Education_Tests	Derived ACT score
TESATDER	Education_Tests	Derived SAT score
TESATMDE	Education_Tests	Derived SAT math score
TESATVDE	Education_Tests	Derived SAT verbal score
TETOOK	Education_Tests	SAT or ACT exams taken
DGTRNY1	Education_Transfer	Transfer and degree plans 2003-04
RTR04A	Education_Transfer	Transfer reason 2004: academic problems
RTR04B	Education_Transfer	Transfer reason 2004: scheduling problems
RTR04C	Education_Transfer	Transfer reason 2004: dissatisfied with program
RTR04D	Education_Transfer	Transfer reason 2004: financial reasons
RTR04E	Education_Transfer	Transfer reason 2004: family responsibilities
RTR04F	Education_Transfer	Transfer reason 2004: personal reasons
RTR04G	Education_Transfer	Transfer reason 2004: finished desired classes
RTR04J	Education_Transfer	Transfer reason 2004: pursue bachelor's degree
RTR04X	Education_Transfer	Transfer reason 2004: other reason
TFATT3Y	Education_Transfer	Transfer after attainment through 2006
TFDTDI3Y	Education_Transfer	Transfer(first): date began at destination institution
TFDOI3Y	Education_Transfer	Transfer(first): date left origin institution
TFENOV3Y	Education_Transfer	Transfer(first) overlapping enrollment
TFIFTY3Y	Education_Transfer	Transfer(first): destination institution type
TFILTY3Y	Education_Transfer	Transfer(last): destination institution type
TFINCT3Y	Education_Transfer	Transfer(first) institutions by control
TFINLV3Y	Education_Transfer	Transfer(first) institutions by level
TFINOI3Y	Education_Transfer	Transfer(first) intensity pattern before transfer
TFLMOI3Y	Education_Transfer	Transfer(first) intensity last month before transfer
TFMN2I3Y	Education_Transfer	Transfer(first) months between institutions
TFMNDI3Y	Education_Transfer	Transfer(first) months before destination institution
TFMNFT3Y	Education_Transfer	Transfer(first) full-time months before destination
TFMNOI3Y	Education_Transfer	Transfer(first) months at origin institution
TFMNPT3Y	Education_Transfer	Transfer(first) part-time months before destination
TFMNT3Y	Education_Transfer	Transfer(first) total months enrolled before destination
TFNUM3Y	Education_Transfer	Number of transfers through June 2006
TFTYPE1	Education_Transfer	Transfer status during 2003-04
TFTYPE2	Education_Transfer	Transfer status during 2004-05
TFTYPE3	Education_Transfer	Transfer status during 2005-06
TFTYPE3Y	Education_Transfer	Transfer(first) type
TFYRDI3Y	Education_Transfer	Transfer(first): year began at destination institution
TFYROI3Y	Education_Transfer	Transfer(first): year left origin institution
TR4PLNY1	Education_Transfer	Transfer to 4-year institution plans 2003-04
TRANSPLN	Education_Transfer	Plan to transfer 2003-04

See notes at end of table.

Table H-1. Analysis variables for BPS:04/06: 2006—Continued

Name	Prefix ¹	Label
TRPLNY1	Education_Transfer	Transfer plans 2003-04
JOBEG06	Employment_Description	Job 2006: begin date
JOBEN06	Employment_Description	Job 2006: health insurance offered
JOBAR06	Employment_Description	Job 2006: related to career goals
JOBCLS06	Employment_Description	Job 2006: took classes toward certificate
JOBEMP06	Employment_Description	Job 2006: type of employer
JOBFST06	Employment_Description	Job 2006: first job after leaving school
JOBHRS06	Employment_Description	Job 2006: hours worked weekly
JOBIND06	Employment_Description	Job 2006: type of industry
JOBINT06	Employment_Description	Job 2006: had an internship or practicum
JOBOCC06	Employment_Description	Job 2006: type of occupation
JOBRCR06	Employment_Description	Job 2006: related to coursework
JOBRCT06	Employment_Description	Job 2006: required certificate
JOBRDG06	Employment_Description	Job 2006: required degree
JOBRLC06	Employment_Description	Job 2006: required license
JOBRLM06	Employment_Description	Job 2006: related to major
JOBRR06	Employment_Description	Job 2006: required certificate, license, or degree
JOBSIM06	Employment_Description	Job 2006: same or similar job while enrolled
JOBTRN06	Employment_Description	Job 2006: courses not required
JOBLCG06	Employment_Licensure	Job 2006: license/certification type (general)
JOB LCS06	Employment_Licensure	Job 2006: license/certification type (specific)
JOBPA06	Employment_Search	Job placement 2006: advertisement
JOBPN06	Employment_Search	Job placement 2006: networking
JOBPO06	Employment_Search	Job placement 2006: other
JOBPR06	Employment_Search	Job placement 2006: resume
JOBPS06	Employment_Search	Job placement 2006: school assistance
JOBST06	Employment_Status	Employment status (not enrolled) 2006
UNEMPL06	Employment_Status	Unemployment: looking for a job 2006
UNEMPT06	Employment_Status	Unemployment: longest period 2006
UNMPN06	Employment_Status	Unemployment: number of periods 2006
AFFORD06	Employment_While Enrolled	Afford school without working 2006
EMPTYP06	Employment_While Enrolled	Type of employer while enrolled 2006
HRSWK06	Employment_While Enrolled	Hours worked per week while enrolled 2006
JOBAFFOR	Employment_While Enrolled	Afford school without working 2003-04
JOBCLASS	Employment_While Enrolled	Job related to coursework (non-degree) 2003-04
JOBEFFA	Employment_While Enrolled	Job effect: helped with career preparation (student) 2003-04
JOBEFFB	Employment_While Enrolled	Job effect: helped with coursework (student) 2003-04
JOBEFFC	Employment_While Enrolled	Job effect: restricted class choice (student) 2003-04
JOBEFFD	Employment_While Enrolled	Job effect: limited class schedule (student) 2003-04
JOBEFFE	Employment_While Enrolled	Job effect: limited facility access (student) 2003-04
JOBEFFF	Employment_While Enrolled	Job effect: limited number of classes (student) 2003-04
JOBEFFGR	Employment_While Enrolled	Job effect: on grades (student) 2003-04
JOBEMPL	Employment_While Enrolled	Type of employer while enrolled 2003-04
JOBENR	Employment_While Enrolled	Work intensity while enrolled (exclude work-study) 2003-04
JOBENR2	Employment_While Enrolled	Work intensity while enrolled (include work-study) 2003-04
JOBEXPT	Employment_While Enrolled	Parents expected student to have a job 2003-04
JOBHOUR	Employment_While Enrolled	Hours worked per week (excluding work-study) 2003-04
JOBHOUR2	Employment_While Enrolled	Hours worked per week (including work-study) 2003-04

See notes at end of table.

Table H-1. Analysis variables for BPS:04/06: 2006—Continued

Name	Prefix ¹	Label
JOBMAIN	Employment_While Enrolled	Main reason for working (student) 2003-04
JOBMAJOR	Employment_While Enrolled	Job related to major (degree) 2003-04
JOBNUM	Employment_While Enrolled	Number of jobs (exclude work-study) 2003-04
JOBNUM2	Employment_While Enrolled	Number of jobs (include work-study) 2003-04
JOBONOFF	Employment_While Enrolled	Job located primarily on or off campus 2003-04
JOBPRIOR	Employment_While Enrolled	Have job prior to enrollment 2003-04
JOBROLE	Employment_While Enrolled	Primary role: student/employee (excl work-study) 2003-04
JOBROLE2	Employment_While Enrolled	Primary role: student/employee (incl work-study) 2003-04
JOBSCHA	Employment_While Enrolled	School and work: took class outside work (employee) 2003-04
JOBSCHB	Employment_While Enrolled	School and work: took distance education (employee) 2003-04
JOBSCHC	Employment_While Enrolled	School and work: modify work schedule (employee) 2003-04
JOBTYPE	Employment_While Enrolled	Type of job while enrolled (excl work-study) 2003-04
JOBWEEK	Employment_While Enrolled	Weeks worked while enrolled 2003-04
LOCJOB06	Employment_While Enrolled	Enrolled job location 2006
NUMJOB06	Employment_While Enrolled	Number of jobs when last enrolled 2006
RELCRS06	Employment_While Enrolled	Enrolled job related to courses 2006
RELMAJ06	Employment_While Enrolled	Enrolled job related to major 2006
SEROLE06	Employment_While Enrolled	Primary role: student/employee 2006
SHLJOB06	Employment_While Enrolled	Type of job while enrolled 2006
SJCOMSER	Employment_While Enrolled	School job: part of community service project 2003-04
SJHOURS	Employment_While Enrolled	Hour worked per week (work-study) 2003-04
SJMAJOR	Employment_While Enrolled	School job: related to major 2003-04
SJONOFF	Employment_While Enrolled	School job: located primarily on or off campus 2003-04
SJSCHOOL	Employment_While Enrolled	School job: for NPSAS or another institution/organization 2003-04
SJTUTOR	Employment_While Enrolled	School job: involved with literacy education or tutoring 2003-04
WKSWK06	Employment_While Enrolled	Weeks worked while enrolled 2006
SPCOL06	Family_Spouse	Spouse in college 2006
SPINCOL	Family_Spouse	Spouse in college 2003-04
SPSED06	Family_Spouse	Spouse's education level 2006
HOMEPAR	Finances_Assets	Assets: parent owns home 2003-04
HOMESTUD	Finances_Assets	Assets: student owns home 2003-04
OWNINVST	Finances_Assets	Student owns investments, business or farm over \$10,000 2003-04
CARAMT06	Finances_Debt	Monthly car loan payment 2006
CARLN06	Finances_Debt	Have a car loan 2006
CRBALDUE	Finances_Debt	Credit cards - balance due 2004
CRDBAL06	Finances_Debt	Credit cards-balance due 2006
CRDNUM06	Finances_Debt	Credit cards-number 2006
CRDPAY06	Finances_Debt	Credit cards-pay off balance 2006
HOUSE06	Finances_Debt	Own home or pay rent 2006
MTGAMT06	Finances_Debt	Monthly mortgage or rent payment 2006
NUMCRED	Finances_Debt	Credit cards - number 2004
PARPAYCR	Finances_Debt	Credit cards - parents help pay 2004
PAYOFBAL	Finances_Debt	Credit cards - pay off balance 2004
PAYTUIT	Finances_Debt	Credit cards - use to pay tuition 2004

See notes at end of table.

Table H-1. Analysis variables for BPS:04/06: 2006—Continued

Name	Prefix ¹	Label
CAGI	Finances_Income	Adjusted Gross Income (AGI) 2003-04
CINCOME	Finances_Income	Income-parents and independent (continuous) 2003-04
DEPINC	Finances_Income	Income of dependent student's parents 2003-04
DEPINC06	Finances_Income	Income of dependent student's parents 2005-06
FEDTAX	Finances_Income	Federal income taxes paid 2003-04
FEDTXBRK	Finances_Income	Federal income tax bracket 2003-04
INCGRP	Finances_Income	Income group in 2003-04
INCOME	Finances_Income	Total income by dependency (categorical) 2003-04
INCOME06	Finances_Income	Total income by dependency (categorical) 2005-06
INCRES05	Finances_Income	Annual income (respondent not enrolled) in 2005
INCSPS05	Finances_Income	Annual income (spouse) in 2005
INCTOT05	Finances_Income	Annual income household total (respondent not enrolled) in 2005
INDEPINC	Finances_Income	Income of independent student and spouse 2003-04
INDINC06	Finances_Income	Income of independent student and spouse 2005-06
JOBEARN	Finances_Income	Earnings while enrolled (excl work-study) 2003-04
JOBEARN2	Finances_Income	Earnings while enrolled (incl work-study) 2003-04
JOBSAVE	Finances_Income	Summer savings 2003-04
JOBSUMMR	Finances_Income	Summer job 2003-04
NTX05A	Finances_Income	Untaxed benefits 2006: child support
NTX05B	Finances_Income	Untaxed benefits 2006: disability payments
NTX05C	Finances_Income	Untaxed benefits 2006: food stamps
NTX05D	Finances_Income	Untaxed benefits 2006: social security
NTX05E	Finances_Income	Untaxed benefits 2006: TANF
NTX05F	Finances_Income	Untaxed benefits 2006: worker's compensation
NTX05G	Finances_Income	Untaxed benefits 2006: FEMA disaster assistance
NTXANY05	Finances_Income	Untaxed benefits 2006: any received
PCTALL	Finances_Income	Income percentile rank for all students 2003-04
PCTDEP	Finances_Income	Income percentile dependent students 2003-04
PCTINDEP	Finances_Income	Income percentile independent students 2003-04
PCTPOV	Finances_Income	Income percent of poverty level 2003-04
SPSINC	Finances_Income	Annual income (spouse) in 2003-04
TOTERN06	Finances_Income	Earnings last year enrolled 2006
UNTAXBF	Finances_Income	Untaxed benefits 2003-04: any received
UNTAXBFA	Finances_Income	Untaxed benefits 2003-04: child support
UNTAXBFB	Finances_Income	Untaxed benefits 2003-04: disability payments
UNTAXBFC	Finances_Income	Untaxed benefits 2003-04: food stamps
UNTAXBFD	Finances_Income	Untaxed benefits 2003-04: social security
UNTAXBFE	Finances_Income	Untaxed benefits 2003-04: TANF
UNTAXBFF	Finances_Income	Untaxed benefits 2003-04: worker's compensation
CALSYS	Institution_Characteristics	Academic calendar system 2003-04
CLOCK	Institution_Characteristics	Clock hour or credit hour institution 2003-04
CNTLAFFI	Institution_Characteristics	Institution control and affiliation 2003-04
ENRLSIZE	Institution_Characteristics	Enrollment size 2003-04
FGRNT_P	Institution_Characteristics	Percent received federal grants at institution 2003-04
HBCU	Institution_Characteristics	Historical Black College indicator 2003-04
INSTSTAT	Institution_Characteristics	Institution state 2003-04
LOCALE	Institution_Characteristics	Degree of urbanization 2003-04

See notes at end of table.

Table H-1. Analysis variables for BPS:04/06: 2006—Continued

Name	Prefix ¹	Label
OBereg	Institution_Characteristics	Institution region 2003-04
OCRHSI	Institution_Characteristics	Hispanic-serving institution 2003-04
PCT_MIN	Institution_Characteristics	Percent minority enrollment 2003-04
PCTMIN1	Institution_Characteristics	Percent enrolled-Black, non-Hispanic 2003-04
PCTMIN2	Institution_Characteristics	Percent enrolled-American Indian/Alaskan 2003-04
PCTMIN3	Institution_Characteristics	Percent enrolled-Asian/Pacific Islander 2003-04
PCTMIN4	Institution_Characteristics	Percent enrolled-Hispanic 2003-04
SAMESTAT	Institution_Characteristics	Attend institution in state of legal residence 2003-04
SELECTV2	Institution_Characteristics	Institution selectivity 2003-04
BUDGETAJ	Institution_Price	Price: Student budget total 2003-04
BUDNONAJ	Institution_Price	Price: Non-tuition expense budget 2003-04
INJURIS	Institution_Price	Price: Tuition jurisdiction (in/out of area) 2003-04
TUITION2	Institution_Price	Price: Tuition and fees 2003-04
ADMCON1	Institution_Requirements	Consider secondary school GPA 2003-04
ADMCON2	Institution_Requirements	Consider secondary school rank 2003-04
ADMCON3	Institution_Requirements	Consider secondary school record 2003-04
ADMCON4	Institution_Requirements	Consider completion of college-preparatory program 2003-04
ADMCON5	Institution_Requirements	Consider recommendations 2003-04
ADMCON6	Institution_Requirements	Consider formal demonstration of competencies 2003-04
ADMCON7	Institution_Requirements	Consider admission test scores 2003-04
ADMCON8	Institution_Requirements	Consider TOEFL 2003-04
CC2000	Institution_Type	Carnegie code (2000) of institution 2003-04
CC2000A	Institution_Type	Carnegie code (2000) with control 2003-04
CC2005B	Institution_Type	Carnegie-Basic classification 2003-04
CC2005C	Institution_Type	Carnegie-Basic classification collapsed 2003-04
CC2005E	Institution_Type	Carnegie-Enrollment profile 2003-04
CC2005G	Institution_Type	Carnegie-Graduate instructional program 2003-04
CC2005P	Institution_Type	Carnegie-Undergraduate instructional program 2003-04
CC2005S	Institution_Type	Carnegie-Size and setting 2003-04
CC2005U	Institution_Type	Carnegie-Undergraduate profile 2003-04
CONTROL	Institution_Type	NPSAS institution control 2003-04
FCONTROL	Institution_Type	First institution control 2003-04
FLEVEL	Institution_Type	First institution level 2003-04
FPOFFER	Institution_Type	First-professional degree program offered 2003-04
FSECDOC	Institution_Type	First institution doctorate-granting 2003-04
FSECTOR	Institution_Type	First institution sector (level & control) 2003-04
FSECTOR9	Institution_Type	First institution type 2003-04
HLOFFER	Institution_Type	Highest level of offering (first institution) 2003-04
ITTYFS3Y	Institution_Type	Institution type first attended 2003-04
ITTYLA3Y	Institution_Type	Institution type last attended through 2006
LEVEL	Institution_Type	NPSAS institution level 2003-04
SECTOR9	Institution_Type	NPSAS institution type 2003-04
TWOYRCAT	Institution_Type	Two-year college classification 2003-04
PARCOLL	Parent_Education	Parents taking college courses in 2003-2004
PAREduc	Parent_Education	Parent's highest education level 2003-04
PDADeD	Parent_Education	Father's highest education level 2003-04
PMOMeD	Parent_Education	Mother's highest education level 2003-04

See notes at end of table.

Table H-1. Analysis variables for BPS:04/06: 2006—Continued

Name	Prefix ¹	Label
ORPHAN	Parent_Family	Orphan or ward of court 2003-04
PARBORN	Parent_Family	Parents were born in the United States
PARDIE06	Parent_Family	Parents deceased 2006
PFAMNM06	Parent_Family	Family size (dependent) 2005-06
PFAMNUM	Parent_Family	Family size (dependent) 2003-04
PINCOL	Parent_Family	Number of family members in college (dependent) 2003-04
PINCOL06	Parent_Family	Number of family members in college (dependent) 2005-06
PMARIT06	Parent_Family	Parent's marital status 2006
PMARITAL	Parent_Family	Parent's marital status 2003-04
SIBBEF06	Parent_Family	Siblings in college before respondent 2006
SIBCOL06	Parent_Family	Siblings in college 2006
SIBCOLB4	Parent_Family	Siblings in college before respondent 2003-04
SIBINCOL	Parent_Family	Siblings in college 2003-04
PARESTA	Parent_Finances	Parents own investments, business or farm over \$10,000 2003-04
PARINC06	Parent_Income	Parent's income 2006
PARALLOW	Parent_Support	Help from parents 2003-04: monthly allowance
PARHELN	Parent_Support	Help from parents 2003-04: number of types
PARHELPA	Parent_Support	Help from parents 2003-04: pay housing
PARHELPB	Parent_Support	Help from parents 2003-04: pay other expenses
PARHELPC	Parent_Support	Help from parents 2003-04: pay living expenses
PARHELPD	Parent_Support	Help from parents 2003-04: pay tuition and fees
PARHELT	Parent_Support	Help from parents 2003-04: types (tuition/nontuition)
PARSP06A	Parent_Support	Help from parents 2006: pay tuition and fees
PARSP06B	Parent_Support	Help from parents 2006: pay other expenses
PARSP06C	Parent_Support	Help from parents 2006: pay housing
PARSP06D	Parent_Support	Help from parents 2006: pay living expenses
PARSP06E	Parent_Support	Help from parents 2006: none
COMHOUR	Public_Service_Participation	Volunteer 2003-04: average hours per month
COMHRS06	Public_Service_Participation	Volunteer 2006: average hours per month
COMNUM	Public_Service_Participation	Volunteer 2003-04: number of volunteer activities
COMNUM06	Public_Service_Participation	Volunteer 2006: number of volunteer activities
COMONE	Public_Service_Participation	Volunteer 2003-04: one time event
COMONE06	Public_Service_Participation	Volunteer 2006: one time event
COMREQ	Public_Service_Participation	Volunteer reason 2003-04: required
COMSERV	Public_Service_Participation	Volunteer 2003-04: any community service
COMSERVA	Public_Service_Participation	Volunteer 2003-04: fundraising
COMSERVB	Public_Service_Participation	Volunteer 2003-04: homeless shelter/soup kitchen
COMSERVC	Public_Service_Participation	Volunteer 2003-04: hospital, nursing home
COMSERVD	Public_Service_Participation	Volunteer 2003-04: neighborhood improvement
COMSERVE	Public_Service_Participation	Volunteer 2003-04: service to church
COMSERVF	Public_Service_Participation	Volunteer 2003-04: tutoring/mentoring
COMSERVG	Public_Service_Participation	Volunteer 2003-04: other work with kids
COMSERVX	Public_Service_Participation	Volunteer 2003-04: other type of community service
COMSRV06	Public_Service_Participation	Volunteer 2006: any community service
MILTYPE	Public_Service_Participation	Military service type 2003-04
VETERAN	Public_Service_Participation	Veteran status 2003-04
VLT06A	Public_Service_Participation	Volunteer 2006: tutoring/mentoring

See notes at end of table.

Table H-1. Analysis variables for BPS:04/06: 2006—Continued

Name	Prefix ¹	Label
VLTO6B	Public Service_Participation	Volunteer 2006: other work with kids
VLTO6C	Public Service_Participation	Volunteer 2006: fundraising
VLTO6D	Public Service_Participation	Volunteer 2006: homeless shelter/soup kitchen
VLTO6E	Public Service_Participation	Volunteer 2006: neighborhood improvement/cleanup
VLTO6F	Public Service_Participation	Volunteer 2006: hospital, nursing or group home
VLTO6G	Public Service_Participation	Volunteer 2006: service to church
VLTO6X	Public Service_Participation	Volunteer 2006: other type of community service
VLTB06A	Public Service_Participation	Volunteer benefit 2006:career choice
VLTB06B	Public Service_Participation	Volunteer benefit 2006:apply my skills
VLTB06C	Public Service_Participation	Volunteer benefit 2006:skill expansion
VLTB06D	Public Service_Participation	Volunteer benefit 2006:resume
VLTB06E	Public Service_Participation	Volunteer benefit 2006:choice of majors
VLTB06F	Public Service_Participation	Volunteer benefit 2006:compassionate person
VLTB06G	Public Service_Participation	Volunteer benefit 2006:awareness of social issues
VLTB06H	Public Service_Participation	Volunteer benefit 2006:other
VLTR06A	Public Service_Participation	Volunteer reason 2006: required
VLTR06B	Public Service_Participation	Volunteer reason 2006: campus organization
VLTR06C	Public Service_Participation	Volunteer reason 2006: encouraged by friends/family
VLTR06X	Public Service_Participation	Volunteer reason 2006: other
VOTE06	Public Service_Participation	Vote 2006: voted in 2004 elections
VOTEEVER	Public Service_Participation	Vote 2004: ever vote
VOTEREG	Public Service_Participation	Vote 2004: registered to vote US elections
VOTERG06	Public Service_Participation	Vote 2006: registered to vote US elections
COMPT087	Survey_Sample	Comparable to 1987 NPSAS (excluding Puerto Rico) 2003-04
DATASRC	Survey_Sample	Data sources (CATI, CADE, and CPS) 2003-04
INCPS	Survey_Sample	Data available from CPS 2003-04
INNSLDS	Survey_Sample	Data available from NSLDS federal loan record 2003-04
PSU ²	Survey_Sample	PSU
STRATUM ²	Survey_Sample	Stratum
WTA000	Survey_Sample	BPS final analysis weight
BPS06PSU ²	Weights	Analysis replicate (PSU)
BPS06STR ²	Weights	Analysis stratum

¹ Variables are organized in the Data Analysis System (DAS) by their prefix. The prefix displayed here is the primary prefix. A variable can have more than one prefix.

² This variable is included in the Electronic Codebook (ECB) but not the Data Analysis System (DAS).

SOURCE: U.S. Department of Education, National Center for Education Statistics, 2004/06 Beginning Postsecondary Students Longitudinal Study (BPS:04/06).

Appendix I

Design Effects

Table I-1. Design effects for all students: 2006

Variable	Defined as	Percent estimate	Design standard error	Simple random sample standard error	Sample size	DEFT	DEFF
Still enrolled	STLENRL = 1	57.7	0.52	0.36	18,640	1.43	2.05
Earned a bachelor of arts degree	PROUTFI3 = 1	1.0	0.08	0.07	18,640	1.04	1.09
Earned a certificate or associate degree (any nonbachelor's degree)	PROUTFI3 = 2, 3	13.5	0.47	0.25	18,640	1.88	3.54
Attended more than one institution in 2003–04	STUDMULT > 1	4.8	0.25	0.16	18,640	1.59	2.52
Primarily a student	JOBROLE = 0, 1	81.1	0.54	0.29	18,640	1.88	3.53
Received any aid	TOTAID > 0	70.6	0.55	0.33	18,640	1.66	2.74
Received any loans	TOTLOAN2 > 0	38.1	0.30	0.36	18,640	0.85	0.72
Received more than \$12,000 in loans	TOTLOAN2 > 12,000	4.0	0.25	0.14	18,640	1.72	2.96
Education major when last enrolled	MAJ06A = 10	6.0	0.23	0.17	18,640	1.34	1.81
Plan to teach (definitely or probably)	TEACH06 = 1,2	14.3	0.43	0.26	18,640	1.66	2.75
Currently repaying education loans (for students with loans)	RPYSL06 = 1	26.4	0.78	0.48	8,510	1.62	2.63
Parents helping to repay loans	RPYHLP06 = 1	36.2	1.96	1.19	1,640	1.65	2.72
Took classes toward certification	JOBCLS06 = 1	49.9	2.78	1.39	1,290	1.99	3.96
Self-employed	EMPTY06 = 6	6.0	0.32	0.22	11,580	1.43	2.05
Current job related to coursework	JOBRLM06 = 1	37.8	1.48	0.79	3,740	1.86	3.46
Ever employed for more than 3 months (students not currently enrolled)	UNMPN06 > 3	2.8	0.29	0.22	5,400	1.31	1.72
Single, never married	SMAR06 = 1	78.3	0.56	0.30	18,640	1.86	3.46
Has any dependent children	DEPANY06 = 1	22.1	0.46	0.30	18,640	1.51	2.28
Single parent in 2003–04	SINGLPAR = 1	10.5	0.42	0.22	18,640	1.86	3.45
Spouse is in college full- or part-time	SPCOL06 = 1, 2	17.4	1.00	0.74	2,630	1.36	1.84
Received any untaxed income (TANF, SS, worker's compensation)	NTXANY05 = 1	11.6	0.39	0.23	18,640	1.66	2.77
Has more than one credit card	CRDNUM06 > 1	31.5	0.53	0.34	18,640	1.55	2.42
Pay off credit card balance each month	CRDPAY06 = 1	50.6	0.70	0.48	10,680	1.45	2.10
Performed community service/volunteer work in last year	COMSRV06 = 1	37.9	0.48	0.36	18,640	1.36	1.86
Has a disability	DISABL06 = 1	11.0	0.35	0.23	18,640	1.51	2.29
Had two or more risk factors during 2003–04	RISKINDX > 1	37.34	0.78	0.35	18,640	2.20	4.82
Has Hope or Lifetime Learning Tax credit	TXCRDBEN > 0	31.0	0.54	0.34	18,640	1.58	2.51
Ever voted	VOTEEVER = 1	34.4	0.59	0.36	17,230	1.63	2.64
Voted in 2004 elections	VOTE06 = 1	74.8	0.52	0.36	14,890	1.46	2.13
Summary statistics							
Mean	†	†	†	†	†	1.58	2.58
Minimum	†	†	†	†	†	0.85	0.72
25th percentile	†	†	†	†	†	1.43	2.05
Median	†	†	†	†	†	1.59	2.52
75th percentile	†	†	†	†	†	1.72	2.96
Maximum	†	†	†	†	†	2.20	4.82

† Not applicable.

NOTE: DEFF=Design Effect. DEFT=Square Root of Design Effect. TANF=Temporary Assistance to Needy Families. SS=Social Security.

SOURCE: U.S. Department of Education, National Center for Education Statistics, 2004/06 Beginning Postsecondary Students Longitudinal Study (BPS:04/06).

Table I-2. Design effects for male students: 2006

Variable	Defined as	Percent estimate	Design standard error	Simple random sample standard error	Sample size	DEFT	DEFF
Still enrolled	STLENRL = 1	56.9	0.97	0.56	7,750	1.72	2.97
Earned a bachelor of arts degree	PROUTFI3 = 1	0.9	0.10	0.11	7,750	0.96	0.92
Earned a certificate or associate degree (any nonbachelor's degree)	PROUTFI3 = 2, 3	11.7	0.68	0.36	7,750	1.85	3.44
Attended more than one institution in 2003–04	STUDMULT > 1	4.8	0.36	0.24	7,750	1.49	2.22
Primarily a student	JOBROLE = 0, 1	80.9	0.82	0.45	7,750	1.84	3.38
Received any aid	TOTAID > 0	66.8	1.13	0.54	7,750	2.11	4.46
Received any loans	TOTLOAN2 > 0	35.9	0.86	0.54	7,750	1.58	2.51
Received more than \$12,000 in loans	TOTLOAN2 > 12,000	4.8	0.43	0.24	7,750	1.77	3.14
Education major when last enrolled	MAJ06A = 10	3.8	0.31	0.22	7,750	1.44	2.06
Plan to teach (definitely or probably)	TEACH06 = 1,2	10.8	0.63	0.35	7,750	1.79	3.21
Currently repaying education loans (for students with loans)	RPYSL06 = 1	28.2	1.36	0.78	3,330	1.75	3.06
Parents helping to repay loans	RPYHLP06 = 1	36.4	3.04	1.80	720	1.69	2.85
Took classes toward certification	JOBCLS06 = 1	38.1	4.62	2.16	510	2.14	4.59
Self-employed	EMPTY06 = 6	5.2	0.48	0.33	4,580	1.46	2.12
Current job related to coursework	JOBRLM06 = 1	35.0	2.29	1.18	1,630	1.94	3.75
Ever employed for more than 3 months (students not currently enrolled)	UNMPN06 > 3	2.6	0.46	0.33	2,270	1.39	1.93
Single, never married	SMAR06 = 1	83.1	0.82	0.43	7,750	1.92	3.68
Has any dependent children	DEPANY06 = 1	15.5	0.71	0.41	7,750	1.73	3.01
Single parent in 2003–04	SINGLPAR = 1	4.9	0.45	0.24	7,750	1.85	3.44
Spouse is in college full- or part-time	SPCOL06 = 1, 2	21.8	2.27	1.39	890	1.64	2.68
Received any untaxed income (TANF, SS, worker's compensation)	NTXANY05 = 1	7.2	0.42	0.29	7,750	1.45	2.10
Has more than one credit card	CRDNUM06 > 1	26.6	0.74	0.50	7,750	1.48	2.19
Pay off credit card balance each month	CRDPAY06 = 1	56.5	1.15	0.76	4,230	1.51	2.27
Performed community service/volunteer work in last year	COMSRV06 = 1	36.6	0.74	0.55	7,750	1.34	1.81
Has a disability	DISABL06 = 1	11.5	0.63	0.36	7,750	1.74	3.02
Had two or more risk factors during 2003–04	RISKINDX > 1	32.7	1.11	0.53	7,750	2.09	4.37
Has Hope or Lifetime Learning Tax credit	TXCRDBEN > 0	32.7	0.84	0.53	7,750	1.57	2.47
Ever voted	VOTEEVER = 1	34.8	0.85	0.56	7,170	1.51	2.27
Voted in 2004 elections	VOTE06 = 1	72.0	0.83	0.57	6,220	1.45	2.11
Summary statistics							
Mean	†	†	†	†	†	1.66	2.83
Minimum	†	†	†	†	†	0.96	0.92
25th percentile	†	†	†	†	†	1.48	2.19
Median	†	†	†	†	†	1.69	2.85
75th percentile	†	†	†	†	†	1.84	3.38
Maximum	†	†	†	†	†	2.14	4.59

† Not applicable.

NOTE: DEFF=Design Effect. DEFT=Square Root of Design Effect. TANF=Temporary Assistance to Needy Families. SS=Social Security.

SOURCE: U.S. Department of Education, National Center for Education Statistics, 2004/06 Beginning Postsecondary Students Longitudinal Study (BPS:04/06).

Table I-3. Design effects for female students: 2006

Variable	Defined as	Percent estimate	Design standard error	Simple random sample standard error	Sample size	DEFT	DEFF
Still enrolled	STLENRL = 1	58.2	0.75	0.47	10,890	1.58	2.49
Earned a bachelor of arts degree	PROUTFI3 = 1	1.1	0.11	0.10	10,890	1.12	1.26
Earned a certificate or associate degree (any nonbachelor's degree)	PROUTFI3 = 2, 3	14.8	0.57	0.34	10,890	1.66	2.77
Attended more than one institution in 2003–04	STUDMULT > 1	4.7	0.31	0.20	10,890	1.54	2.38
Primarily a student	JOBROLE = 0, 1	81.2	0.66	0.37	10,890	1.77	3.12
Received any aid	TOTAID > 0	73.5	0.66	0.42	10,890	1.55	2.41
Received any loans	TOTLOAN2 > 0	39.8	0.67	0.47	10,890	1.42	2.01
Received more than \$12,000 in loans	TOTLOAN2 > 12,000	3.4	0.23	0.17	10,890	1.35	1.83
Education major when last enrolled	MAJ06A = 10	7.7	0.39	0.26	10,890	1.50	2.26
Plan to teach (definitely or probably)	TEACH06 = 1,2	16.9	0.55	0.36	10,890	1.52	2.30
Currently repaying education loans (for students with loans)	RPYSL06 = 1	25.3	0.91	0.60	5,180	1.50	2.26
Parents helping to repay loans	RPYHLP06 = 1	36.0	2.30	1.58	920	1.45	2.11
Took classes toward certification	JOBCLS06 = 1	58.7	2.97	1.76	780	1.69	2.84
Self-employed	EMPTY06 = 6	6.6	0.44	0.30	6,990	1.50	2.24
Current job related to coursework	JOBRLM06 = 1	40.1	1.75	1.07	2,110	1.64	2.68
Ever employed for more than 3 months (students not currently enrolled)	UNMPN06 > 3	2.9	0.38	0.30	3,130	1.27	1.61
Single, never married	SMAR06 = 1	74.7	0.67	0.42	10,890	1.62	2.61
Has any dependent children	DEPANY06 = 1	27.0	0.68	0.43	10,890	1.59	2.52
Single parent in 2003–04	SINGLPAR = 1	14.7	0.63	0.34	10,890	1.86	3.45
Spouse is in college full- or part-time	SPCOL06 = 1, 2	14.9	1.12	0.85	1,740	1.31	1.71
Received any untaxed income (TANF, SS, worker's compensation)	NTXANY05 = 1	14.9	0.57	0.34	10,890	1.66	2.75
Has more than one credit card	CRDNUM06 > 1	35.2	0.65	0.46	10,890	1.43	2.04
Pay off credit card balance each month	CRDPAY06 = 1	46.6	0.89	0.62	6,450	1.44	2.07
Performed community service/volunteer work in last year	COMSRV06 = 1	38.8	0.62	0.47	10,890	1.33	1.77
Has a disability	DISABL06 = 1	10.7	0.44	0.30	10,890	1.49	2.22
Had two or more risk factors during 2003–04	RISKINDX > 1	40.8	0.93	0.47	10,890	1.98	3.92
Has Hope or Lifetime Learning Tax credit	TXCRDBEN > 0	29.8	0.67	0.44	10,890	1.53	2.33
Ever voted	VOTEEVER = 1	34.1	0.77	0.47	10,060	1.62	2.64
Voted in 2004 elections	VOTE06 = 1	77.0	0.61	0.45	8,670	1.34	1.80
Summary statistics							
Mean	†	†	†	†	†	1.53	2.36
Minimum	†	†	†	†	†	1.12	1.26
25th percentile	†	†	†	†	†	1.43	2.04
Median	†	†	†	†	†	1.52	2.30
75th percentile	†	†	†	†	†	1.62	2.64
Maximum	†	†	†	†	†	1.98	3.92

† Not applicable.

NOTE: DEFF=Design Effect. DEFT=Square Root of Design Effect. TANF=Temporary Assistance to Needy Families. SS=Social Security.

SOURCE: U.S. Department of Education, National Center for Education Statistics, 2004/06 Beginning Postsecondary Students Longitudinal Study (BPS:04/06).

Table I-4. Design effects for White students: 2006

Variable	Defined as	Percent estimate	Design standard error	Simple random sample standard error	Sample size	DEFT	DEFF
Still enrolled	STLENRL = 1	60.7	0.80	0.45	11,790	1.78	3.16
Earned a bachelor of arts degree	PROUTFI3 = 1	1.2	0.11	0.10	11,790	1.06	1.13
Earned a certificate or associate degree (any nonbachelor's degree)	PROUTFI3 = 2, 3	12.4	0.65	0.30	11,790	2.13	4.53
Attended more than one institution in 2003–04	STUDMULT > 1	4.8	0.25	0.20	11,790	1.28	1.63
Primarily a student	JOBROLE = 0, 1	81.7	0.58	0.36	11,790	1.64	2.70
Received any aid	TOTAID > 0	69.4	0.88	0.42	11,790	2.07	4.27
Received any loans	TOTLOAN2 > 0	37.8	0.70	0.45	11,790	1.56	2.43
Received more than \$12,000 in loans	TOTLOAN2 > 12,000	4.4	0.26	0.19	11,790	1.37	1.87
Education major when last enrolled	MAJ06A = 10	7.0	0.33	0.23	11,790	1.42	2.01
Plan to teach (definitely or probably)	TEACH06 = 1,2	13.4	0.49	0.31	11,790	1.56	2.42
Currently repaying education loans (for students with loans)	RPYSL06 = 1	24.5	0.92	0.58	5,430	1.58	2.51
Parents helping to repay loans	RPYHLP06 = 1	35.6	2.59	1.51	1,000	1.72	2.95
Took classes toward certification	JOBCLS06 = 1	50.8	4.92	1.90	690	2.59	6.69
Self-employed	EMPTY06 = 6	6.4	0.42	0.28	7,630	1.49	2.22
Current job related to coursework	JOBRLM06 = 1	38.8	2.14	1.04	2,220	2.07	4.27
Ever employed for more than 3 months (students not currently enrolled)	UNMPN06 > 3	1.7	0.34	0.24	3,020	1.42	2.02
Single, never married	SMAR06 = 1	78.6	0.73	0.38	11,790	1.93	3.71
Has any dependent children	DEPANY06 = 1	18.0	0.63	0.35	11,790	1.79	3.19
Single parent in 2003–04	SINGLPAR = 1	6.9	0.44	0.23	11,790	1.87	3.51
Spouse is in college full- or part-time	SPCOL06 = 1, 2	16.4	1.38	0.91	1,670	1.53	2.33
Received any untaxed income (TANF, SS, worker's compensation)	NTXANY05 = 1	8.9	0.49	0.26	11,790	1.86	3.46
Has more than one credit card	CRDNUM06 > 1	32.3	0.66	0.43	11,790	1.53	2.35
Pay off credit card balance each month	CRDPAY06 = 1	53.5	0.92	0.60	7,030	1.54	2.38
Performed community service/volunteer work in last year	COMSRV06 = 1	41.1	0.65	0.45	11,790	1.44	2.07
Has a disability	DISABL06 = 1	11.9	0.43	0.30	11,790	1.44	2.08
Had two or more risk factors during 2003–04	RISKINDX > 1	32.9	0.98	0.43	11,790	2.26	5.12
Has Hope or Lifetime Learning Tax credit	TXCRDBEN > 0	33.1	0.65	0.43	11,790	1.51	2.27
Ever voted	VOTEEVER = 1	35.4	0.76	0.45	11,460	1.70	2.90
Voted in 2004 elections	VOTE06 = 1	77.2	0.63	0.42	9,990	1.50	2.26
Summary statistics							
Mean	†	†	†	†	†	1.68	2.91
Minimum	†	†	†	†	†	1.06	1.13
25th percentile	†	†	†	†	†	1.49	2.22
Median	†	†	†	†	†	1.56	2.43
75th percentile	†	†	†	†	†	1.86	3.46
Maximum	†	†	†	†	†	2.59	6.69

† Not applicable.

NOTE: DEFF=Design Effect. DEFT=Square Root of Design Effect. TANF=Temporary Assistance to Needy Families. SS=Social Security.

SOURCE: U.S. Department of Education, National Center for Education Statistics, 2004/06 Beginning Postsecondary Students Longitudinal Study (BPS:04/06).

Table I-5. Design effects for Black or African American students: 2006

Variable	Defined as	Percent estimate	Design standard error	Simple random sample standard error	Sample size	DEFT	DEFF
Still enrolled	STLENRL = 1	47.8	1.60	0.99	2,540	1.62	2.62
Earned a bachelor of arts degree	PROUTFI3 = 1	0.4	0.13	0.12	2,540	1.11	1.24
Earned a certificate or associate degree (any nonbachelor's degree)	PROUTFI3 = 2, 3	14.0	1.39	0.69	2,540	2.01	4.05
Attended more than one institution in 2003–04	STUDMULT > 1	4.5	0.69	0.41	2,540	1.67	2.78
Primarily a student	JOBROLE = 0, 1	75.1	1.67	0.86	2,540	1.95	3.79
Received any aid	TOTAID > 0	82.5	1.26	0.75	2,540	1.67	2.79
Received any loans	TOTLOAN2 > 0	47.6	2.11	0.99	2,540	2.13	4.53
Received more than \$12,000 in loans	TOTLOAN2 > 12,000	2.6	0.64	0.32	2,540	2.03	4.12
Education major when last enrolled	MAJ06A = 10	4.9	0.57	0.43	2,540	1.33	1.77
Plan to teach (definitely or probably)	TEACH06 = 1, 2	16.4	1.43	0.73	2,540	1.95	3.79
Currently repaying education loans (for students with loans)	RPYSL06 = 1	24.4	2.24	1.23	1,210	1.82	3.31
Parents helping to repay loans	RPYHLP06 = 1	37.3	4.59	3.41	200	1.35	1.81
Took classes toward certification	JOBCLS06 = 1	44.4	4.35	3.30	230	1.32	1.74
Self-employed	EMPTY06 = 6	6.5	0.87	0.65	1,440	1.35	1.81
Current job related to coursework	JOBRLM06 = 1	33.7	2.77	1.91	620	1.45	2.11
Ever employed for more than 3 months (students not currently enrolled)	UNMPN06 > 3	4.3	0.81	0.65	990	1.26	1.59
Single, never married	SMAR06 = 1	78.3	1.35	0.82	2,540	1.65	2.72
Has any dependent children	DEPANY06 = 1	34.5	1.41	0.94	2,540	1.49	2.22
Single parent in 2003–04	SINGLPAR = 1	24.7	1.31	0.86	2,540	1.53	2.33
Spouse is in college full- or part-time	SPCOL06 = 1, 2	21.8	2.92	2.33	310	1.25	1.56
Received any untaxed income (TANF, SS, worker's compensation)	NTXANY05 = 1	19.9	1.30	0.79	2,540	1.64	2.68
Has more than one credit card	CRDNUM06 > 1	23.5	1.37	0.84	2,540	1.63	2.66
Pay off credit card balance each month	CRDPAY06 = 1	37.6	1.99	1.40	1,190	1.42	2.02
Performed community service/volunteer work in last year	COMSRV06 = 1	33.5	1.50	0.94	2,540	1.60	2.55
Has a disability	DISABL06 = 1	8.3	0.87	0.55	2,540	1.59	2.53
Had two or more risk factors during 2003–04	RISKINDX > 1	53.0	1.85	0.99	2,540	1.87	3.50
Has Hope or Lifetime Learning Tax credit	TXCRDBEN > 0	22.7	1.32	0.83	2,540	1.59	2.54
Ever voted	VOTEEVER = 1	34.0	1.74	0.99	2,290	1.76	3.10
Voted in 2004 elections	VOTE06 = 1	71.8	1.50	1.01	1,990	1.49	2.22
Summary statistics							
Mean	†	†	†	†	†	1.60	2.64
Minimum	†	†	†	†	†	1.11	1.24
25th percentile	†	†	†	†	†	1.42	2.02
Median	†	†	†	†	†	1.60	2.55
75th percentile	†	†	†	†	†	1.76	3.10
Maximum	†	†	†	†	†	2.13	4.53

† Not applicable.

NOTE: DEFF=Design Effect. DEFT=Square Root of Design Effect. TANF=Temporary Assistance to Needy Families. SS=Social Security.
SOURCE: U.S. Department of Education, National Center for Education Statistics, 2004/06 Beginning Postsecondary Students Longitudinal Study (BPS:04/06).

Table I-6. Design effects for Hispanic or Latino students: 2006

Variable	Defined as	Percent estimate	Design standard error	Simple random sample standard error	Sample size	DEFT	DEFF
Still enrolled	STLENRL = 1	49.6	1.48	1.00	2,490	1.48	2.19
Earned a bachelor of arts degree	PROUTFI3 = 1	0.4	0.15	0.13	2,490	1.16	1.35
Earned a certificate or associate degree (any nonbachelor's degree)	PROUTFI3 = 2, 3	19.1	1.47	0.79	2,490	1.87	3.51
Attended more than one institution in 2003–04	STUDMULT > 1	4.0	0.47	0.39	2,490	1.19	1.43
Primarily a student	JOBROLE = 0, 1	80.1	1.22	0.80	2,490	1.53	2.34
Received any aid	TOTAID > 0	68.9	1.53	0.93	2,490	1.65	2.72
Received any loans	TOTLOAN2 > 0	35.2	1.82	0.96	2,490	1.90	3.62
Received more than \$12,000 in loans	TOTLOAN2 > 12,000	3.1	0.63	0.35	2,490	1.83	3.36
Education major when last enrolled	MAJ06A = 10	4.9	0.66	0.43	2,490	1.52	2.31
Plan to teach (definitely or probably)	TEACH06 = 1, 2	17.3	1.14	0.76	2,490	1.51	2.29
Currently repaying education loans (for students with loans)	RPYSL06 = 1	35.7	2.12	1.43	1,120	1.48	2.18
Parents helping to repay loans	RPYHLP06 = 1	37.9	3.94	2.82	300	1.40	1.95
Took classes toward certification	JOBCLS06 = 1	52.3	3.95	3.06	270	1.29	1.66
Self-employed	EMPTY06 = 6	5.1	0.69	0.57	1,460	1.21	1.46
Current job related to coursework	JOBRLM06 = 1	38.4	3.21	2.00	590	1.61	2.58
Ever employed for more than 3 months (students not currently enrolled)	UNMPN06 > 3	3.2	0.73	0.58	920	1.26	1.59
Single, never married	SMAR06 = 1	73.5	1.40	0.88	2,490	1.58	2.50
Has any dependent children	DEPANY06 = 1	31.1	1.52	0.93	2,490	1.64	2.68
Single parent in 2003–04	SINGLPAR = 1	14.1	1.10	0.70	2,490	1.57	2.48
Spouse is in college full- or part-time	SPCOL06 = 1, 2	16.5	2.44	1.79	430	1.37	1.87
Received any untaxed income (TANF, SS, worker's compensation)	NTXANY05 = 1	15.7	0.87	0.73	2,490	1.20	1.43
Has more than one credit card	CRDNUM06 > 1	33.8	1.32	0.95	2,490	1.39	1.93
Pay off credit card balance each month	CRDPAY06 = 1	41.8	1.94	1.34	1,360	1.45	2.10
Performed community service/volunteer work in last year	COMSRV06 = 1	27.5	1.30	0.89	2,490	1.46	2.13
Has a disability	DISABL06 = 1	9.7	0.82	0.59	2,490	1.38	1.91
Had two or more risk factors during 2003–04	RISKINDX > 1	45.4	1.64	1.00	2,490	1.64	2.69
Has Hope or Lifetime Learning Tax credit	TXCRDBEN > 0	28.8	1.53	0.91	2,490	1.69	2.85
Ever voted	VOTEEVER = 1	33.6	1.60	1.04	2,070	1.54	2.39
Voted in 2004 elections	VOTE06 = 1	69.8	1.45	1.11	1,720	1.31	1.71
Summary statistics							
Mean	†	†	†	†	†	1.49	2.25
Minimum	†	†	†	†	†	1.16	1.35
25th percentile	†	†	†	†	†	1.37	1.87
Median	†	†	†	†	†	1.48	2.19
75th percentile	†	†	†	†	†	1.61	2.58
Maximum	†	†	†	†	†	1.90	3.62

† Not applicable.

NOTE: DEFF=Design Effect. DEFT=Square Root of Design Effect. TANF=Temporary Assistance to Needy Families. SS=Social Security.
SOURCE: U.S. Department of Education, National Center for Education Statistics, 2004/06 Beginning Postsecondary Students Longitudinal Study (BPS:04/06).

Table I-7. Design effects for Asian students: 2006

Variable	Defined as	Percent estimate	Design standard error	Simple random sample standard error	Sample size	DEFT	DEFF
Still enrolled	STLENRL = 1	72.9	2.14	1.53	840	1.40	1.96
Earned a bachelor of arts degree	PROUTFI3 = 1	2.1	0.54	0.49	840	1.09	1.18
Earned a certificate or associate degree (any nonbachelor's degree)	PROUTFI3 = 2, 3	8.7	1.29	0.97	840	1.33	1.76
Attended more than one institution in 2003–04	STUDMULT > 1	8.5	1.40	0.96	840	1.45	2.11
Primarily a student	JOBROLE = 0, 1	92.0	1.37	0.93	840	1.47	2.16
Received any aid	TOTAID > 0	59.8	2.90	1.69	840	1.72	2.95
Received any loans	TOTLOAN2 > 0	25.4	1.94	1.50	840	1.29	1.67
Received more than \$12,000 in loans	TOTLOAN2 > 12,000	4.4	0.96	0.71	840	1.36	1.86
Education major when last enrolled	MAJ06A = 10	3.4	0.82	0.63	840	1.31	1.70
Plan to teach (definitely or probably)	TEACH06 = 1, 2	13.0	1.65	1.16	840	1.42	2.03
Currently repaying education loans (for students with loans)	RPYSL06 = 1	24.0	3.31	2.35	330	1.41	1.98
Parents helping to repay loans	RPYHLP06 = 1	42.1	8.17	6.43	60	1.27	1.62
Took classes toward certification	JOBCLS06 = 1	58.5	12.76	9.31	30	1.37	1.88
Self-employed	EMPTY06 = 6	2.8	0.97	0.76	470	1.27	1.63
Current job related to coursework	JOBRLM06 = 1	33.4	6.36	4.89	90	1.30	1.69
Ever employed for more than 3 months (students not currently enrolled)	UNMPN06 > 3	8.2	4.03	2.31	140	1.74	3.03
Single, never married	SMAR06 = 1	87.8	1.80	1.13	840	1.59	2.53
Has any dependent children	DEPANY06 = 1	10.2	1.70	1.04	840	1.63	2.66
Single parent in 2003–04	SINGLPAR = 1	2.5	0.69	0.54	840	1.29	1.66
Spouse is in college full- or part-time	SPCOL06 = 1, 2	26.1	7.43	4.76	90	1.56	2.43
Received any untaxed income (TANF, SS, worker's compensation)	NTXANY05 = 1	5.7	1.06	0.80	840	1.33	1.77
Has more than one credit card	CRDNUM06 > 1	36.5	2.37	1.66	840	1.43	2.03
Pay off credit card balance each month	CRDPAY06 = 1	67.4	2.19	1.97	570	1.11	1.24
Performed community service/volunteer work in last year	COMSRV06 = 1	43.3	2.32	1.71	840	1.36	1.84
Has a disability	DISABL06 = 1	8.8	1.48	0.98	840	1.51	2.27
Had two or more risk factors during 2003–04	RISKINDX > 1	22.8	2.37	1.45	840	1.64	2.68
Has Hope or Lifetime Learning Tax credit	TXCRDBEN > 0	36.4	2.31	1.66	840	1.39	1.94
Ever voted	VOTEEVER = 1	22.6	2.79	1.84	520	1.52	2.31
Voted in 2004 elections	VOTE06 = 1	64.9	2.81	2.27	440	1.24	1.53
Summary statistics							
Mean	†	†	†	†	†	1.41	2.00
Minimum	†	†	†	†	†	1.09	1.18
25th percentile	†	†	†	†	†	1.30	1.69
Median	†	†	†	†	†	1.39	1.94
75th percentile	†	†	†	†	†	1.51	2.27
Maximum	†	†	†	†	†	1.74	3.03

† Not applicable.

NOTE: DEFF=Design Effect. DEFT=Square Root of Design Effect. TANF=Temporary Assistance to Needy Families. SS=Social Security.
SOURCE: U.S. Department of Education, National Center for Education Statistics, 2004/06 Beginning Postsecondary Students Longitudinal Study (BPS:04/06).

Table I-8. Design effects for American Indian or Alaska Native students: 2006

Variable	Defined as	Percent estimate	Design standard error	Simple random sample standard error	Sample size	DEFT	DEFF
Still enrolled	STLENRL = 1	55.0	8.77	4.30	130	2.04	4.16
Earned a bachelor of arts degree	PROUTFI3 = 1	#	†	†	130	†	†
Earned a certificate or associate degree (any nonbachelor's degree)	PROUTFI3 = 2, 3	10.7	3.24	2.67	130	1.22	1.48
Attended more than one institution in 2003–04	STUDMULT > 1	1.3	0.81	0.97	130	0.83	0.70
Primarily a student	JOBROLE = 0, 1	69.2	6.34	3.99	130	1.59	2.53
Received any aid	TOTAID > 0	72.6	5.66	3.85	130	1.47	2.16
Received any loans	TOTLOAN2 > 0	26.7	5.89	3.82	130	1.54	2.37
Received more than \$12,000 in loans	TOTLOAN2 > 12,000	1.9	1.49	1.18	130	1.26	1.59
Education major when last enrolled	MAJ06A = 10	4.9	2.74	1.86	130	1.47	2.17
Plan to teach (definitely or probably)	TEACH06 = 1,2	10.6	3.82	2.66	130	1.44	2.06
Currently repaying education loans (for students with loans)	RPYSL06 = 1	32.2	9.93	6.61	50	1.50	2.26
Parents helping to repay loans	RPYHLP06 = 1	#	†	†	10	†	†
Took classes toward certification	JOBCLS06 = 1	48.4	23.75	16.66	10	1.43	2.03
Self-employed	EMPTY06 = 6	10.4	6.07	3.67	70	1.65	2.73
Current job related to coursework	JOBRLM06 = 1	45.2	12.31	8.18	40	1.50	2.26
Ever employed for more than 3 months (students not currently enrolled)	UNMPN06 > 3	8.7	7.25	3.79	60	1.91	3.66
Single, never married	SMAR06 = 1	74.9	5.19	3.75	130	1.38	1.91
Has any dependent children	DEPANY06 = 1	38.7	5.62	4.21	130	1.33	1.78
Single parent in 2003–04	SINGLPAR = 1	20.6	5.41	3.50	130	1.55	2.40
Spouse is in college full- or part-time	SPCOL06 = 1, 2	7.4	5.63	4.85	30	1.16	1.34
Received any untaxed income (TANF, SS, worker's compensation)	NTXANY05 = 1	23.6	6.36	3.67	130	1.73	3.01
Has more than one credit card	CRDNUM06 > 1	39.8	10.65	4.23	130	2.52	6.34
Pay off credit card balance each month	CRDPAY06 = 1	34.6	9.18	5.53	70	1.66	2.76
Performed community service/volunteer work in last year	COMSRV06 = 1	30.0	6.78	3.96	130	1.71	2.93
Has a disability	DISABL06 = 1	12.0	2.95	2.80	130	1.05	1.10
Had two or more risk factors during 2003–04	RISKINDX > 1	61.9	7.98	4.20	130	1.90	3.62
Has Hope or Lifetime Learning Tax credit	TXCRDBEN > 0	26.1	6.21	3.80	130	1.64	2.67
Ever voted	VOTEEVER = 1	36.0	5.85	4.21	130	1.39	1.93
Voted in 2004 elections	VOTE06 = 1	71.5	7.25	4.49	100	1.61	2.60
Summary statistics							
Mean	†	†	†	†	†	1.54	2.47
Minimum	†	†	†	†	†	0.83	0.70
25th percentile	†	†	†	†	†	1.38	1.91
Median	†	†	†	†	†	1.50	2.26
75th percentile	†	†	†	†	†	1.66	2.76
Maximum	†	†	†	†	†	2.52	6.34

† Not applicable.

Rounds to zero.

NOTE: DEFF=Design Effect. DEFT=Square Root of Design Effect. TANF=Temporary Assistance to Needy Families. SS=Social Security. SOURCE: U.S. Department of Education, National Center for Education Statistics, 2004/06 Beginning Postsecondary Students Longitudinal Study (BPS:04/06).

Table I-9. Design effects for Native Hawaiian / other Pacific Islander students: 2006

Variable	Defined as	Percent estimate	Design standard error	Simple random sample standard error	Sample size	DEFT	DEFF
Still enrolled	STLENRL = 1	56.9	11.91	6.34	60	1.88	3.53
Earned a bachelor of arts degree	PROUTFI3 = 1	#	†	†	60	†	†
Earned a certificate or associate degree (any nonbachelor's degree)	PROUTFI3 = 2, 3	23.4	13.50	5.42	60	2.49	6.20
Attended more than one institution in 2003–04	STUDMULT > 1	3.4	3.07	2.32	60	1.32	1.74
Primarily a student	JOBROLE = 0, 1	75.2	9.66	5.53	60	1.75	3.05
Received any aid	TOTAID > 0	65.9	10.55	6.07	60	1.74	3.02
Received any loans	TOTLOAN2 > 0	38.1	12.75	6.22	60	2.05	4.20
Received more than \$12,000 in loans	TOTLOAN2 > 12,000	9.1	7.31	3.69	60	1.98	3.93
Education major when last enrolled	MAJ06A = 10	0.6	1.22	0.98	60	1.24	1.53
Plan to teach (definitely or probably)	TEACH06 = 1,2	12.5	5.12	4.23	60	1.21	1.47
Currently repaying education loans (for students with loans)	RPYSL06 = 1	40.5	21.14	9.45	30	2.24	5.01
Parents helping to repay loans	RPYHLP06 = 1	32.1	21.69	15.56	10	1.39	1.94
Took classes toward certification	JOBCLS06 = 1	26.8	40.64	16.74	10	2.43	5.89
Self-employed	EMPTY06 = 6	7.9	6.79	4.85	30	1.40	1.96
Current job related to coursework	JOBRLM06 = 1	32.8	20.88	11.07	20	1.89	3.56
Ever employed for more than 3 months (students not currently enrolled)	UNMPN06 > 3	#	†	†	30	†	†
Single, never married	SMAR06 = 1	69.4	10.02	5.90	60	1.70	2.89
Has any dependent children	DEPANY06 = 1	18.1	8.00	4.93	60	1.62	2.63
Single parent in 2003–04	SINGLPAR = 1	31.0	14.15	5.92	60	2.39	5.71
Spouse is in college full- or part-time	SPCOL06 = 1, 2	9.7	12.70	8.92	10	1.42	2.03
Received any untaxed income (TANF, SS, worker's compensation)	NTXANY05 = 1	15.9	8.80	4.68	60	1.88	3.53
Has more than one credit card	CRDNUM06 > 1	35.3	11.75	6.12	60	1.92	3.69
Pay off credit card balance each month	CRDPAY06 = 1	55.8	13.73	9.22	30	1.49	2.22
Performed community service/volunteer work in last year	COMSRV06 = 1	39.0	10.95	6.24	60	1.75	3.07
Has a disability	DISABL06 = 1	2.7	2.06	2.06	60	1.00	0.99
Had two or more risk factors during 2003–04	RISKINDX > 1	53.8	11.60	6.38	60	1.82	3.30
Has Hope or Lifetime Learning Tax credit	TXCRDBEN > 0	33.6	13.35	6.05	60	2.21	4.88
Ever voted	VOTEEVER = 1	46.6	17.40	7.52	40	2.31	5.35
Voted in 2004 elections	VOTE06 = 1	73.8	11.60	6.95	40	1.67	2.78
Summary statistics							
Mean	†	†	†	†	†	1.78	3.34
Minimum	†	†	†	†	†	1.00	0.99
25th percentile	†	†	†	†	†	1.42	2.03
Median	†	†	†	†	†	1.75	3.07
75th percentile	†	†	†	†	†	2.05	4.20
Maximum	†	†	†	†	†	2.49	6.20

† Not applicable.

Rounds to zero.

NOTE: DEFF=Design Effect. DEFT=Square Root of Design Effect. TANF=Temporary Assistance to Needy Families. SS=Social Security. SOURCE: U.S. Department of Education, National Center for Education Statistics, 2004/06 Beginning Postsecondary Students Longitudinal Study (BPS:04/06).

Table I-10. Design effects for students of Other race/ethnicity: 2006

Variable	Defined as	Percent estimate	Design standard error	Simple random sample standard error	Sample size	DEFT	DEFF
Still enrolled	STLENRL = 1	58.2	4.73	3.08	260	1.54	2.37
Earned a bachelor of arts degree	PROUTFI3 = 1	1.2	0.68	0.68	260	1.01	1.01
Earned a certificate or associate degree (any nonbachelor's degree)	PROUTFI3 = 2, 3	10.7	2.66	1.93	260	1.38	1.91
Attended more than one institution in 2003–04	STUDMULT > 1	6.6	1.83	1.55	260	1.18	1.39
Primarily a student	JOBROLE = 0, 1	85.5	2.73	2.20	260	1.24	1.55
Received any aid	TOTAID > 0	63.1	4.31	3.01	260	1.43	2.05
Received any loans	TOTLOAN2 > 0	32.2	3.95	2.91	260	1.36	1.84
Received more than \$12,000 in loans	TOTLOAN2 > 12,000	3.5	1.50	1.14	260	1.31	1.73
Education major when last enrolled	MAJ06A = 10	4.5	2.33	1.29	260	1.81	3.27
Plan to teach (definitely or probably)	TEACH06 = 1,2	15.1	3.33	2.23	260	1.49	2.23
Currently repaying education loans (for students with loans)	RPYSL06 = 1	21.4	6.40	3.93	110	1.63	2.66
Parents helping to repay loans	RPYHLP06 = 1	41.4	21.34	13.66	10	1.56	2.44
Took classes toward certification	JOBCLS06 = 1	68.2	16.72	12.45	10	1.34	1.80
Self-employed	EMPTY06 = 6	9.5	3.73	2.36	150	1.58	2.49
Current job related to coursework	JOBRLM06 = 1	21.4	7.34	5.86	50	1.25	1.57
Ever employed for more than 3 months (students not currently enrolled)	UNMPN06 > 3	4.8	3.48	2.45	80	1.42	2.01
Single, never married	SMAR06 = 1	84.7	3.21	2.24	260	1.43	2.05
Has any dependent children	DEPANY06 = 1	19.1	4.03	2.45	260	1.64	2.70
Single parent in 2003–04	SINGLPAR = 1	11.4	3.26	1.98	260	1.64	2.71
Spouse is in college full- or part-time	SPCOL06 = 1, 2	17.3	10.91	8.46	20	1.29	1.66
Received any untaxed income (TANF, SS, worker's compensation)	NTXANY05 = 1	15.0	3.66	2.22	260	1.65	2.71
Has more than one credit card	CRDNUM06 > 1	29.6	3.77	2.85	260	1.32	1.75
Pay off credit card balance each month	CRDPAY06 = 1	56.1	5.40	4.15	140	1.30	1.69
Performed community service/volunteer work in last year	COMSRV06 = 1	31.9	3.33	2.91	260	1.15	1.32
Has a disability	DISABL06 = 1	11.4	2.21	1.98	260	1.11	1.24
Had two or more risk factors during 2003–04	RISKINDX > 1	35.8	4.44	2.99	260	1.48	2.20
Has Hope or Lifetime Learning Tax credit	TXCRDBEN > 0	28.6	3.73	2.82	260	1.32	1.76
Ever voted	VOTEEVER = 1	28.0	4.78	3.12	210	1.53	2.34
Voted in 2004 elections	VOTE06 = 1	69.3	4.86	3.36	190	1.45	2.10
Summary statistics							
Mean	†	†	†	†	†	1.41	2.02
Minimum	†	†	†	†	†	1.01	1.01
25th percentile	†	†	†	†	†	1.30	1.69
Median	†	†	†	†	†	1.42	2.01
75th percentile	†	†	†	†	†	1.54	2.37
Maximum	†	†	†	†	†	1.81	3.27

† Not applicable.

NOTE: DEFF=Design Effect. DEFT=Square Root of Design Effect. TANF=Temporary Assistance to Needy Families. SS=Social Security.
SOURCE: U.S. Department of Education, National Center for Education Statistics, 2004/06 Beginning Postsecondary Students Longitudinal Study (BPS:04/06).

Table I-11. Design effects for students of more than one race: 2006

Variable	Defined as	Percent estimate	Design standard error	Simple random sample standard error	Sample size	DEFT	DEFF
Still enrolled	STLENRL = 1	55.2	3.70	2.16	530	1.72	2.94
Earned a bachelor of arts degree	PROUTFI3 = 1	0.6	0.33	0.33	530	1.00	1.00
Earned a certificate or associate degree (any nonbachelor's degree)	PROUTFI3 = 2, 3	13.9	2.65	1.50	530	1.77	3.12
Attended more than one institution in 2003–04	STUDMULT > 1	3.8	0.79	0.83	530	0.95	0.91
Primarily a student	JOBROLE = 0, 1	83.9	4.85	1.60	530	3.04	9.22
Received any aid	TOTAID > 0	72.0	3.11	1.95	530	1.59	2.54
Received any loans	TOTLOAN2 > 0	41.9	3.90	2.14	530	1.82	3.32
Received more than \$12,000 in loans	TOTLOAN2 > 12,000	4.5	1.41	0.90	530	1.57	2.47
Education major when last enrolled	MAJ06A = 10	3.0	0.73	0.74	530	0.98	0.96
Plan to teach (definitely or probably)	TEACH06 = 1,2	12.5	2.25	1.43	530	1.57	2.46
Currently repaying education loans (for students with loans)	RPYSL06 = 1	35.0	7.69	3.09	240	2.49	6.20
Parents helping to repay loans	RPYHLP06 = 1	34.0	10.32	7.06	50	1.46	2.14
Took classes toward certification	JOBCLS06 = 1	43.2	11.96	7.47	40	1.60	2.56
Self-employed	EMPTY06 = 6	2.0	0.81	0.79	320	1.02	1.04
Current job related to coursework	JOBRLM06 = 1	46.5	7.50	4.55	120	1.65	2.71
Ever employed for more than 3 months (students not currently enrolled)	UNMPN06 > 3	3.5	1.16	1.39	180	0.83	0.70
Single, never married	SMAR06 = 1	79.5	4.73	1.75	530	2.70	7.31
Has any dependent children	DEPANY06 = 1	21.9	4.33	1.79	530	2.42	5.84
Single parent in 2003–04	SINGLPAR = 1	10.7	2.20	1.34	530	1.64	2.69
Spouse is in college full- or part-time	SPCOL06 = 1, 2	21.2	10.16	5.19	60	1.96	3.83
Received any untaxed income (TANF, SS, worker's compensation)	NTXANY05 = 1	14.5	2.60	1.53	530	1.70	2.89
Has more than one credit card	CRDNUM06 > 1	29.9	2.74	1.99	530	1.38	1.90
Pay off credit card balance each month	CRDPAY06 = 1	46.3	4.13	2.95	290	1.40	1.96
Performed community service/volunteer work in last year	COMSRV06 = 1	37.5	3.34	2.10	530	1.59	2.52
Has a disability	DISABL06 = 1	15.4	4.55	1.57	530	2.90	8.43
Had two or more risk factors during 2003–04	RISKINDX > 1	34.4	4.08	2.06	530	1.98	3.91
Has Hope or Lifetime Learning Tax credit	TXCRDBEN > 0	30.7	4.26	2.00	530	2.13	4.52
Ever voted	VOTEEVER = 1	30.1	4.37	2.04	510	2.14	4.58
Voted in 2004 elections	VOTE06 = 1	73.3	3.07	2.16	420	1.42	2.03
Summary statistics							
Mean	†	†	†	†	†	1.74	3.33
Minimum	†	†	†	†	†	0.83	0.70
25th percentile	†	†	†	†	†	1.42	2.03
Median	†	†	†	†	†	1.64	2.69
75th percentile	†	†	†	†	†	1.98	3.91
Maximum	†	†	†	†	†	3.04	9.22

† Not applicable.

NOTE: DEFF=Design Effect. DEFT=Square Root of Design Effect. TANF=Temporary Assistance to Needy Families. SS=Social Security.

SOURCE: U.S. Department of Education, National Center for Education Statistics, 2004/06 Beginning Postsecondary Students Longitudinal Study (BPS:04/06).

Table I-12. Design effects for public less-than-2-year institutions: 2006

Variable	Defined as	Percent estimate	Design standard error	Simple random sample standard error	Sample size	DEFT	DEFF
Still enrolled	STLENRL = 1	18.5	2.48	1.66	550	1.49	2.22
Earned a bachelor of arts degree	PROUTFI3 = 1	#	†	†	550	†	†
Earned a certificate or associate degree (any nonbachelor's degree)	PROUTFI3 = 2, 3	62.0	4.75	2.08	550	2.29	5.23
Attended more than one institution in 2003–04	STUDMULT > 1	5.0	1.65	0.93	550	1.77	3.14
Primarily a student	JOBROLE = 0, 1	65.3	3.97	2.03	550	1.95	3.80
Received any aid	TOTAID > 0	65.4	3.73	2.03	550	1.83	3.36
Received any loans	TOTLOAN2 > 0	17.5	1.64	1.63	550	1.01	1.02
Received more than \$12,000 in loans	TOTLOAN2 > 12,000	0.3	0.19	0.23	550	0.82	0.67
Education major when last enrolled	MAJ06A = 10	1.0	1.15	0.42	550	2.73	7.43
Plan to teach (definitely or probably)	TEACH06 = 1, 2	6.3	1.99	1.04	550	1.92	3.67
Currently repaying education loans (for students with loans)	RPYSL06 = 1	51.3	7.10	5.62	80	1.26	1.60
Parents helping to repay loans	RPYHLP06 = 1	5.4	5.63	5.86	20	0.96	0.92
Took classes toward certification	JOBCLS06 = 1	80.4	6.37	3.20	150	1.99	3.97
Self-employed	EMPTY06 = 6	1.7	0.95	0.90	210	1.06	1.11
Current job related to coursework	JOBRLM06 = 1	61.9	5.80	2.84	290	2.04	4.16
Ever employed for more than 3 months (students not currently enrolled)	UNMPN06 > 3	1.4	0.70	0.58	400	1.21	1.46
Single, never married	SMAR06 = 1	40.5	3.93	2.10	550	1.87	3.50
Has any dependent children	DEPANY06 = 1	57.5	2.70	2.11	550	1.28	1.63
Single parent in 2003–04	SINGLPAR = 1	21.8	3.27	1.77	550	1.85	3.43
Spouse is in college full- or part-time	SPCOL06 = 1, 2	7.0	2.86	1.67	240	1.72	2.95
Received any untaxed income (TANF, SS, worker's compensation)	NTXANY05 = 1	21.8	4.76	1.76	550	2.70	7.28
Has more than one credit card	CRDNUM06 > 1	31.5	3.04	1.99	550	1.53	2.34
Pay off credit card balance each month	CRDPAY06 = 1	32.9	6.07	2.97	250	2.04	4.17
Performed community service/volunteer work in last year	COMSRV06 = 1	22.8	4.01	1.79	550	2.24	5.01
Has a disability	DISABL06 = 1	20.7	2.43	1.73	550	1.40	1.96
Had two or more risk factors during 2003–04	RISKINDX > 1	84.4	2.12	1.55	550	1.37	1.87
Has Hope or Lifetime Learning Tax credit	TXCRDBEN > 0	30.0	3.89	1.96	550	1.98	3.94
Ever voted	VOTEEVER = 1	54.9	3.59	2.20	510	1.63	2.66
Voted in 2004 elections	VOTE06 = 1	71.1	4.15	2.25	410	1.85	3.41
Summary statistics							
Mean	†	†	†	†	†	1.71	3.14
Minimum	†	†	†	†	†	0.82	0.67
25th percentile	†	†	†	†	†	1.32	1.75
Median	†	†	†	†	†	1.80	3.25
75th percentile	†	†	†	†	†	1.99	3.95
Maximum	†	†	†	†	†	2.73	7.43

† Not applicable.

Rounds to zero.

NOTE: DEFF=Design Effect. DEFT=Square Root of Design Effect. TANF=Temporary Assistance to Needy Families. SS=Social Security.
SOURCE: U.S. Department of Education, National Center for Education Statistics, 2004/06 Beginning Postsecondary Students Longitudinal Study (BPS:04/06).

Table I-13. Design effects for public 2-year institutions: 2006

Variable	Defined as	Percent estimate	Design standard error	Simple random sample standard error	Sample size	DEFT	DEFF
Still enrolled	STLENRL = 1	50.0	0.95	0.63	6,350	1.51	2.29
Earned a bachelor of arts degree	PROUTFI3 = 1	0.0	0.01	0.02	6,350	0.73	0.53
Earned a certificate or associate degree (any nonbachelor's degree)	PROUTFI3 = 2, 3	13.6	0.73	0.43	6,350	1.70	2.87
Attended more than one institution in 2003–04	STUDMULT > 1	5.1	0.42	0.28	6,350	1.52	2.32
Primarily a student	JOBROLE = 0, 1	72.5	0.90	0.56	6,350	1.61	2.59
Received any aid	TOTAID > 0	52.4	1.10	0.63	6,350	1.75	3.07
Received any loans	TOTLOAN2 > 0	12.6	0.40	0.42	6,350	0.97	0.94
Received more than \$12,000 in loans	TOTLOAN2 > 12,000	0.2	0.04	0.05	6,350	0.87	0.75
Education major when last enrolled	MAJ06A = 10	5.8	0.38	0.29	6,350	1.30	1.69
Plan to teach (definitely or probably)	TEACH06 = 1,2	14.0	0.69	0.44	6,350	1.58	2.50
Currently repaying education loans (for students with loans)	RPYSL06 = 1	22.1	1.24	0.97	1,810	1.27	1.62
Parents helping to repay loans	RPYHLP06 = 1	27.9	3.90	2.44	340	1.60	2.56
Took classes toward certification	JOBCLS06 = 1	41.0	4.92	2.38	430	2.06	4.26
Self-employed	EMPTY06 = 6	6.1	0.56	0.39	3,820	1.45	2.11
Current job related to coursework	JOBRLM06 = 1	34.8	2.11	1.18	1,630	1.79	3.20
Ever employed for more than 3 months (students not currently enrolled)	UNMPN06 > 3	2.4	0.49	0.32	2,220	1.50	2.26
Single, never married	SMAR06 = 1	71.3	1.06	0.57	6,350	1.86	3.46
Has any dependent children	DEPANY06 = 1	26.8	0.85	0.56	6,350	1.52	2.32
Single parent in 2003–04	SINGLPAR = 1	11.1	0.70	0.39	6,350	1.78	3.17
Spouse is in college full- or part-time	SPCOL06 = 1, 2	14.4	1.25	1.01	1,210	1.24	1.54
Received any untaxed income (TANF, SS, worker's compensation)	NTXANY05 = 1	12.8	0.62	0.42	6,350	1.47	2.17
Has more than one credit card	CRDNUM06 > 1	35.1	0.84	0.60	6,350	1.41	1.98
Pay off credit card balance each month	CRDPAY06 = 1	45.6	1.21	0.83	3,620	1.46	2.13
Performed community service/volunteer work in last year	COMSRV06 = 1	30.1	0.72	0.58	6,350	1.25	1.55
Has a disability	DISABL06 = 1	11.9	0.61	0.41	6,350	1.50	2.25
Had two or more risk factors during 2003–04	RISKINDX > 1	50.7	1.50	0.63	6,350	2.39	5.69
Has Hope or Lifetime Learning Tax credit	TXCRDBEN > 0	33.4	0.94	0.59	6,350	1.58	2.50
Ever voted	VOTEEVER = 1	39.2	1.02	0.64	5,790	1.59	2.52
Voted in 2004 elections	VOTE06 = 1	75.7	0.80	0.61	4,940	1.32	1.74
Summary statistics							
Mean	†	†	†	†	†	1.50	2.37
Minimum	†	†	†	†	†	0.73	0.53
25th percentile	†	†	†	†	†	1.32	1.74
Median	†	†	†	†	†	1.51	2.29
75th percentile	†	†	†	†	†	1.61	2.59
Maximum	†	†	†	†	†	2.39	5.69

† Not applicable.

NOTE: DEFF=Design Effect. DEFT=Square Root of Design Effect. TANF=Temporary Assistance to Needy Families. SS=Social Security.

SOURCE: U.S. Department of Education, National Center for Education Statistics, 2004/06 Beginning Postsecondary Students Longitudinal Study (BPS:04/06).

Table I-14. Design effects for public 4-year-non-doctorate-granting institutions: 2006

Variable	Defined as	Percent estimate	Design standard error	Simple random sample standard error	Sample size	DEFT	DEFF
Still enrolled	STLENRL = 1	74.1	1.90	1.09	1,630	1.75	3.05
Earned a bachelor of arts degree	PROUTFI3 = 1	1.3	0.26	0.28	1,630	0.91	0.83
Earned a certificate or associate degree (any nonbachelor's degree)	PROUTFI3 = 2, 3	3.3	0.94	0.44	1,630	2.12	4.50
Attended more than one institution in 2003–04	STUDMULT > 1	4.1	0.49	0.49	1,630	1.00	0.99
Primarily a student	JOBROLE = 0, 1	90.8	1.11	0.72	1,630	1.55	2.41
Received any aid	TOTAID > 0	74.1	1.64	1.09	1,630	1.51	2.29
Received any loans	TOTLOAN2 > 0	41.9	0.82	1.22	1,630	0.67	0.45
Received more than \$12,000 in loans	TOTLOAN2 > 12,000	2.6	0.52	0.40	1,630	1.32	1.74
Education major when last enrolled	MAJ06A = 10	10.2	1.12	0.75	1,630	1.49	2.23
Plan to teach (definitely or probably)	TEACH06 = 1,2	19.6	1.44	0.98	1,630	1.47	2.15
Currently repaying education loans (for students with loans)	RPYSL06 = 1	16.3	1.99	1.28	830	1.55	2.40
Parents helping to repay loans	RPYHLP06 = 1	42.6	8.56	4.61	120	1.86	3.45
Took classes toward certification	JOBCLS06 = 1	17.3	7.40	5.51	50	1.34	1.80
Self-employed	EMPTY06 = 6	5.1	0.67	0.66	1,110	1.02	1.03
Current job related to coursework	JOBRLM06 = 1	18.9	3.19	2.74	200	1.16	1.35
Ever employed for more than 3 months (students not currently enrolled)	UNMPN06 > 3	2.4	1.20	0.92	280	1.31	1.70
Single, never married	SMAR06 = 1	89.9	1.16	0.75	1,630	1.55	2.40
Has any dependent children	DEPANY06 = 1	8.3	1.03	0.68	1,630	1.51	2.27
Single parent in 2003–04	SINGLPAR = 1	4.1	0.68	0.49	1,630	1.39	1.94
Spouse is in college full- or part-time	SPCOL06 = 1, 2	32.1	5.44	4.16	130	1.31	1.71
Received any untaxed income (TANF, SS, worker's compensation)	NTXANY05 = 1	6.1	0.91	0.59	1,630	1.54	2.37
Has more than one credit card	CRDNUM06 > 1	31.1	1.80	1.15	1,630	1.57	2.47
Pay off credit card balance each month	CRDPAY06 = 1	57.4	2.25	1.61	950	1.40	1.96
Performed community service/volunteer work in last year	COMSRV06 = 1	43.8	1.97	1.23	1,630	1.61	2.58
Has a disability	DISABL06 = 1	8.3	0.93	0.68	1,630	1.36	1.85
Had two or more risk factors during 2003–04	RISKINDX > 1	17.2	1.84	0.94	1,630	1.97	3.87
Has Hope or Lifetime Learning Tax credit	TXCRDBEN > 0	33.4	1.45	1.17	1,630	1.24	1.53
Ever voted	VOTEEVER = 1	29.1	1.69	1.16	1,530	1.46	2.12
Voted in 2004 elections	VOTE06 = 1	75.3	1.63	1.18	1,330	1.38	1.91
Summary statistics							
Mean	†	†	†	†	†	1.42	2.12
Minimum	†	†	†	†	†	0.67	0.45
25th percentile	†	†	†	†	†	1.31	1.71
Median	†	†	†	†	†	1.46	2.12
75th percentile	†	†	†	†	†	1.55	2.40
Maximum	†	†	†	†	†	2.12	4.50

† Not applicable.

NOTE: DEFF=Design Effect. DEFT=Square Root of Design Effect. TANF=Temporary Assistance to Needy Families. SS=Social Security.

SOURCE: U.S. Department of Education, National Center for Education Statistics, 2004/06 Beginning Postsecondary Students Longitudinal Study (BPS:04/06).

Table I-15. Design effects for public 4-year doctorate-granting institutions: 2006

Variable	Defined as	Percent estimate	Design standard error	Simple random sample standard error	Sample size	DEFT	DEFF
Still enrolled	STLENRL = 1	83.1	0.91	0.67	3,150	1.37	1.87
Earned a bachelor of arts degree	PROUTFI3 = 1	3.1	0.36	0.31	3,150	1.16	1.34
Earned a certificate or associate degree (any nonbachelor's degree)	PROUTFI3 = 2, 3	0.8	0.18	0.16	3,150	1.12	1.25
Attended more than one institution in 2003–04	STUDMULT > 1	5.0	0.38	0.39	3,150	0.99	0.98
Primarily a student	JOBROLE = 0, 1	96.5	0.36	0.33	3,150	1.10	1.21
Received any aid	TOTAID > 0	77.2	0.79	0.75	3,150	1.06	1.12
Received any loans	TOTLOAN2 > 0	44.6	0.41	0.89	3,150	0.46	0.21
Received more than \$12,000 in loans	TOTLOAN2 > 12,000	5.4	0.53	0.40	3,150	1.32	1.74
Education major when last enrolled	MAJ06A = 10	8.0	0.68	0.48	3,150	1.40	1.95
Plan to teach (definitely or probably)	TEACH06 = 1,2	15.9	0.76	0.65	3,150	1.17	1.36
Currently repaying education loans (for students with loans)	RPYSL06 = 1	16.0	1.06	0.92	1,590	1.15	1.32
Parents helping to repay loans	RPYHLP06 = 1	51.8	3.92	3.19	250	1.23	1.51
Took classes toward certification	JOBCLS06 = 1	22.8	11.26	6.99	40	1.61	2.59
Self-employed	EMPTY06 = 6	4.3	0.49	0.44	2,090	1.10	1.21
Current job related to coursework	JOBRLM06 = 1	21.0	3.90	3.00	180	1.30	1.69
Ever employed for more than 3 months (students not currently enrolled)	UNMPN06 > 3	2.7	1.76	1.02	250	1.73	2.99
Single, never married	SMAR06 = 1	94.9	0.51	0.39	3,150	1.30	1.68
Has any dependent children	DEPANY06 = 1	4.4	0.43	0.36	3,150	1.18	1.40
Single parent in 2003–04	SINGLPAR = 1	1.2	0.23	0.20	3,150	1.20	1.43
Spouse is in college full- or part-time	SPCOL06 = 1, 2	34.6	4.88	4.21	130	1.16	1.35
Received any untaxed income (TANF, SS, worker's compensation)	NTXANY05 = 1	4.0	0.47	0.35	3,150	1.35	1.81
Has more than one credit card	CRDNUM06 > 1	28.6	0.87	0.80	3,150	1.08	1.17
Pay off credit card balance each month	CRDPAY06 = 1	60.8	1.40	1.11	1,950	1.27	1.60
Performed community service/volunteer work in last year	COMSRV06 = 1	53.0	0.92	0.89	3,150	1.03	1.07
Has a disability	DISABL06 = 1	8.6	0.58	0.50	3,150	1.16	1.35
Had two or more risk factors during 2003–04	RISKINDX > 1	6.6	0.82	0.44	3,150	1.85	3.41
Has Hope or Lifetime Learning Tax credit	TXCRDBEN > 0	27.4	0.91	0.79	3,150	1.15	1.33
Ever voted	VOTEEVER = 1	26.1	1.01	0.81	2,980	1.25	1.56
Voted in 2004 elections	VOTE06 = 1	78.0	1.05	0.80	2,710	1.32	1.75
Summary statistics							
Mean	†	†	†	†	†	1.23	1.56
Minimum	†	†	†	†	†	0.46	0.21
25th percentile	†	†	†	†	†	1.12	1.25
Median	†	†	†	†	†	1.18	1.40
75th percentile	†	†	†	†	†	1.32	1.74
Maximum	†	†	†	†	†	1.85	3.41

† Not applicable.

NOTE: DEFF=Design Effect. DEFT=Square Root of Design Effect. TANF=Temporary Assistance to Needy Families. SS=Social Security.

SOURCE: U.S. Department of Education, National Center for Education Statistics, 2004/06 Beginning Postsecondary Students Longitudinal Study (BPS:04/06).

Table I-16. Design effects for private not-for-profit less-than 4-year institutions: 2006

Variable	Defined as	Percent estimate	Design standard error	Simple random sample standard error	Sample size	DEFT	DEFF
Still enrolled	STLENRL = 1	37.6	5.56	2.10	530	2.65	7.01
Earned a bachelor of arts degree	PROUTFI3 = 1	#	†	†	530	†	†
Earned a certificate or associate degree (any nonbachelor's degree)	PROUTFI3 = 2, 3	35.5	7.02	2.07	530	3.39	11.49
Attended more than one institution in 2003–04	STUDMULT > 1	5.7	2.04	1.00	530	2.03	4.13
Primarily a student	JOBROLE = 0, 1	80.4	6.29	1.72	530	3.66	13.38
Received any aid	TOTAID > 0	90.9	2.76	1.25	530	2.21	4.90
Received any loans	TOTLOAN2 > 0	46.5	2.58	2.16	530	1.20	1.43
Received more than \$12,000 in loans	TOTLOAN2 > 12,000	3.6	1.94	0.80	530	2.41	5.83
Education major when last enrolled	MAJ06A = 10	2.2	1.12	0.63	530	1.77	3.13
Plan to teach (definitely or probably)	TEACH06 = 1,2	12.4	2.53	1.43	530	1.78	3.15
Currently repaying education loans (for students with loans)	RPYSL06 = 1	35.6	7.93	3.02	250	2.62	6.89
Parents helping to repay loans	RPYHLP06 = 1	15.6	9.63	4.28	70	2.25	5.06
Took classes toward certification	JOBCLS06 = 1	28.9	14.28	6.34	50	2.25	5.07
Self-employed	EMPTY06 = 6	6.6	3.67	1.40	320	2.63	6.91
Current job related to coursework	JOBRLM06 = 1	34.4	8.58	3.88	150	2.21	4.90
Ever employed for more than 3 months (students not currently enrolled)	UNMPN06 > 3	3.9	2.25	1.25	240	1.80	3.25
Single, never married	SMAR06 = 1	65.1	5.67	2.07	530	2.75	7.54
Has any dependent children	DEPANY06 = 1	34.4	5.50	2.06	530	2.67	7.15
Single parent in 2003–04	SINGLPAR = 1	20.0	4.95	1.73	530	2.85	8.15
Spouse is in college full- or part-time	SPCOL06 = 1, 2	16.1	6.61	3.39	120	1.95	3.81
Received any untaxed income (TANF, SS, worker's compensation)	NTXANY05 = 1	19.4	4.21	1.71	530	2.46	6.05
Has more than one credit card	CRDNUM06 > 1	29.5	4.23	1.98	530	2.14	4.59
Pay off credit card balance each month	CRDPAY06 = 1	48.1	7.52	2.93	290	2.56	6.58
Performed community service/volunteer work in last year	COMSRV06 = 1	28.0	3.77	1.95	530	1.94	3.76
Has a disability	DISABL06 = 1	14.9	3.24	1.54	530	2.10	4.42
Had two or more risk factors during 2003–04	RISKINDX > 1	48.7	7.39	2.17	530	3.41	11.64
Has Hope or Lifetime Learning Tax credit	TXCRDBEN > 0	19.9	3.88	1.73	530	2.24	5.03
Ever voted	VOTEEVER = 1	34.0	5.32	2.24	450	2.37	5.63
Voted in 2004 elections	VOTE06 = 1	72.0	4.62	2.31	380	2.00	4.00
Summary statistics							
Mean	†	†	†	†	†	2.37	5.89
Minimum	†	†	†	†	†	1.20	1.43
25th percentile	†	†	†	†	†	2.02	4.07
Median	†	†	†	†	†	2.25	5.06
75th percentile	†	†	†	†	†	2.64	6.96
Maximum	†	†	†	†	†	3.66	13.38

† Not applicable.

Rounds to zero.

NOTE: DEFF=Design Effect. DEFT=Square Root of Design Effect. TANF=Temporary Assistance to Needy Families. SS=Social Security.

SOURCE: U.S. Department of Education, National Center for Education Statistics, 2004/06 Beginning Postsecondary Students Longitudinal Study (BPS:04/06).

Table I-17. Design effects for private not-for-profit 4-year non-doctorate-granting institutions: 2006

Variable	Defined as	Percent estimate	Design standard error	Simple random sample standard error	Sample size	DEFT	DEFF
Still enrolled	STLENRL = 1	76.5	1.96	0.92	2,130	2.13	4.56
Earned a bachelor of arts degree	PROUTFI3 = 1	2.2	0.46	0.32	2,130	1.45	2.10
Earned a certificate or associate degree (any nonbachelor's degree)	PROUTFI3 = 2, 3	2.7	0.70	0.35	2,130	1.98	3.91
Attended more than one institution in 2003–04	STUDMULT > 1	5.1	0.55	0.48	2,130	1.14	1.31
Primarily a student	JOBROLE = 0, 1	89.9	1.46	0.65	2,130	2.24	5.00
Received any aid	TOTAID > 0	89.9	1.31	0.65	2,130	2.01	4.04
Received any loans	TOTLOAN2 > 0	59.3	0.98	1.06	2,130	0.92	0.85
Received more than \$12,000 in loans	TOTLOAN2 > 12,000	10.9	1.00	0.67	2,130	1.48	2.20
Education major when last enrolled	MAJ06A = 10	8.4	1.03	0.60	2,130	1.71	2.93
Plan to teach (definitely or probably)	TEACH06 = 1,2	17.7	1.29	0.83	2,130	1.56	2.45
Currently repaying education loans (for students with loans)	RPYSL06 = 1	16.9	1.78	1.03	1,330	1.73	3.00
Parents helping to repay loans	RPYHLP06 = 1	55.0	4.77	3.60	190	1.32	1.75
Took classes toward certification	JOBCLS06 = 1	50.2	14.62	9.81	30	1.49	2.22
Self-employed	EMPTY06 = 6	5.4	1.10	0.58	1,500	1.89	3.57
Current job related to coursework	JOBRLM06 = 1	33.9	5.51	3.60	170	1.53	2.35
Ever employed for more than 3 months (students not currently enrolled)	UNMPN06 > 3	2.4	1.77	0.96	250	1.85	3.41
Single, never married	SMAR06 = 1	88.5	1.26	0.69	2,130	1.83	3.33
Has any dependent children	DEPANY06 = 1	9.4	1.21	0.63	2,130	1.92	3.68
Single parent in 2003–04	SINGLPAR = 1	5.1	0.96	0.48	2,130	2.01	4.03
Spouse is in college full- or part-time	SPCOL06 = 1, 2	41.1	7.67	4.17	140	1.84	3.38
Received any untaxed income (TANF, SS, worker's compensation)	NTXANY05 = 1	5.3	0.78	0.48	2,130	1.62	2.62
Has more than one credit card	CRDNUM06 > 1	27.2	1.42	0.96	2,130	1.47	2.17
Pay off credit card balance each month	CRDPAY06 = 1	61.5	2.01	1.36	1,290	1.48	2.20
Performed community service/volunteer work in last year	COMSRV06 = 1	59.4	1.84	1.06	2,130	1.73	2.98
Has a disability	DISABL06 = 1	10.5	0.89	0.66	2,130	1.35	1.82
Two or more risk factors during 2003–04	RISKINDX > 1	15.5	1.96	0.78	2,130	2.50	6.24
Has Hope or Lifetime Learning Tax credit	TXCRDBEN > 0	33.5	1.72	1.02	2,130	1.69	2.84
Ever voted	VOTEEVER = 1	29.1	1.63	1.01	2,040	1.61	2.61
Voted in 2004 elections	VOTE06 = 1	76.7	1.68	1.00	1,790	1.68	2.84
Summary statistics							
Mean	†	†	†	†	†	1.70	2.98
Minimum	†	†	†	†	†	0.92	0.85
25th percentile	†	†	†	†	†	1.48	2.20
Median	†	†	†	†	†	1.69	2.84
75th percentile	†	†	†	†	†	1.89	3.57
Maximum	†	†	†	†	†	2.50	6.24

† Not applicable.

NOTE: DEFF=Design Effect. DEFT=Square Root of Design Effect. TANF=Temporary Assistance to Needy Families. SS=Social Security.

SOURCE: U.S. Department of Education, National Center for Education Statistics, 2004/06 Beginning Postsecondary Students Longitudinal Study (BPS:04/06).

Table I-18. Design effects for private not-for-profit 4-year doctorate-granting institutions: 2006

Variable	Defined as	Percent estimate	Design standard error	Simple random sample standard error	Sample size	DEFT	DEFF
Still enrolled	STLENRL = 1	87.5	1.49	0.80	1,690	1.86	3.45
Earned a bachelor of arts degree	PROUTFI3 = 1	2.1	0.47	0.35	1,690	1.35	1.82
Earned a certificate or associate degree (any nonbachelor's degree)	PROUTFI3 = 2, 3	4.5	3.65	0.50	1,690	7.26	52.77
Attended more than one institution in 2003–04	STUDMULT > 1	2.9	0.43	0.41	1,690	1.05	1.10
Primarily a student	JOBROLE = 0, 1	98.4	0.42	0.31	1,690	1.35	1.82
Received any aid	TOTAID > 0	84.0	1.03	0.89	1,690	1.16	1.34
Received any loans	TOTLOAN2 > 0	53.7	0.60	1.21	1,690	0.50	0.25
Received more than \$12,000 in loans	TOTLOAN2 > 12,000	13.3	1.14	0.83	1,690	1.38	1.90
Education major when last enrolled	MAJ06A = 10	5.8	0.83	0.57	1,690	1.45	2.11
Plan to teach (definitely or probably)	TEACH06 = 1,2	14.2	1.19	0.85	1,690	1.41	1.97
Currently repaying education loans (for students with loans)	RPYSL06 = 1	12.2	1.96	1.05	960	1.87	3.48
Parents helping to repay loans	RPYHLP06 = 1	60.9	6.43	4.65	110	1.38	1.91
Took classes toward certification	JOBCLS06 = 1	43.6	22.00	14.95	10	1.47	2.16
Self-employed	EMPTY06 = 6	5.3	0.66	0.67	1,100	0.98	0.96
Current job related to coursework	JOBRLM06 = 1	28.7	9.56	6.53	50	1.46	2.14
Ever employed for more than 3 months (students not currently enrolled)	UNMPN06 > 3	3.7	3.02	2.18	80	1.39	1.92
Single, never married	SMAR06 = 1	95.2	0.93	0.52	1,690	1.79	3.20
Has any dependent children	DEPANY06 = 1	2.2	0.51	0.36	1,690	1.44	2.07
Single parent in 2003–04	SINGLPAR = 1	0.5	0.27	0.16	1,690	1.62	2.63
Spouse is in college full- or part-time	SPCOL06 = 1, 2	41.7	7.30	5.94	70	1.23	1.51
Received any untaxed income (TANF, SS, worker's compensation)	NTXANY05 = 1	3.1	0.91	0.42	1,690	2.16	4.65
Has more than one credit card	CRDNUM06 > 1	26.6	1.27	1.08	1,690	1.18	1.39
Pay off credit card balance each month	CRDPAY06 = 1	70.2	2.88	1.43	1,030	2.02	4.07
Performed community service/volunteer work in last year	COMSRV06 = 1	65.9	1.90	1.15	1,690	1.65	2.71
Has a disability	DISABL06 = 1	8.4	0.74	0.68	1,690	1.09	1.19
Had two or more risk factors during 2003–04	RISKINDX > 1	3.2	0.76	0.43	1,690	1.77	3.15
Has Hope or Lifetime Learning Tax credit	TXCRDBEN > 0	33.5	1.81	1.15	1,690	1.57	2.48
Ever voted	VOTEEVER = 1	25.6	1.52	1.10	1,580	1.39	1.93
Voted in 2004 elections	VOTE06 = 1	76.4	1.82	1.11	1,470	1.64	2.70
Summary statistics							
Mean	†	†	†	†	†	1.65	3.96
Minimum	†	†	†	†	†	0.50	0.25
25th percentile	†	†	†	†	†	1.35	1.82
Median	†	†	†	†	†	1.44	2.07
75th percentile	†	†	†	†	†	1.65	2.71
Maximum	†	†	†	†	†	7.26	52.77

† Not applicable.

NOTE: DEFF=Design Effect. DEFT=Square Root of Design Effect. TANF=Temporary Assistance to Needy Families. SS=Social Security.

SOURCE: U.S. Department of Education, National Center for Education Statistics, 2004/06 Beginning Postsecondary Students Longitudinal Study (BPS:04/06).

Table I-19. Design effects for private for-profit less-than-2-year institutions: 2006

Variable	Defined as	Percent estimate	Design standard error	Simple random sample standard error	Sample size	DEFT	DEFF
Still enrolled	STLENRL = 1	17.1	0.95	0.98	1,460	0.97	0.93
Earned a bachelor of arts degree	PROUTFI3 = 1	#	†	†	1,460	†	†
Earned a certificate or associate degree (any nonbachelor's degree)	PROUTFI3 = 2, 3	49.5	1.60	1.31	1,460	1.22	1.50
Attended more than one institution in 2003–04	STUDMULT > 1	3.9	0.44	0.51	1,460	0.87	0.75
Primarily a student	JOBROLE = 0, 1	77.5	1.08	1.09	1,460	0.99	0.98
Received any aid	TOTAID > 0	96.6	0.34	0.48	1,460	0.71	0.51
Received any loans	TOTLOAN2 > 0	77.8	0.42	1.09	1,460	0.39	0.15
Received more than \$12,000 in loans	TOTLOAN2 > 12,000	3.5	0.96	0.48	1,460	1.99	3.94
Education major when last enrolled	MAJ06A = 10	0.9	0.31	0.24	1,460	1.28	1.65
Plan to teach (definitely or probably)	TEACH06 = 1,2	7.8	0.55	0.70	1,460	0.79	0.62
Currently repaying education loans (for students with loans)	RPYSL06 = 1	57.9	2.35	1.74	810	1.35	1.84
Parents helping to repay loans	RPYHLP06 = 1	26.0	2.42	2.69	270	0.90	0.81
Took classes toward certification	JOBCLS06 = 1	67.7	2.13	2.31	410	0.92	0.85
Self-employed	EMPTY06 = 6	10.3	1.11	1.17	680	0.95	0.90
Current job related to coursework	JOBRLM06 = 1	52.5	2.36	1.92	680	1.23	1.51
Ever employed for more than 3 months (students not currently enrolled)	UNMPN06 > 3	5.8	0.64	0.71	1,090	0.91	0.83
Single, never married	SMAR06 = 1	63.5	1.39	1.26	1,460	1.10	1.21
Has any dependent children	DEPANY06 = 1	52.4	1.20	1.31	1,460	0.92	0.84
Single parent in 2003–04	SINGLPAR = 1	31.8	1.06	1.22	1,460	0.87	0.76
Spouse is in college full- or part-time	SPCOL06 = 1, 2	13.9	1.79	1.87	340	0.95	0.91
Received any untaxed income (TANF, SS, worker's compensation)	NTXANY05 = 1	28.5	1.47	1.18	1,460	1.24	1.55
Has more than one credit card	CRDNUM06 > 1	26.6	1.09	1.16	1,460	0.94	0.89
Pay off credit card balance each month	CRDPAY06 = 1	39.0	2.25	1.87	680	1.20	1.44
Performed community service/volunteer work in last year	COMSRV06 = 1	18.1	1.19	1.01	1,460	1.18	1.40
Has a disability	DISABL06 = 1	10.1	0.89	0.79	1,460	1.14	1.29
Had two or more risk factors during 2003–04	RISKINDX > 1	67.2	1.45	1.23	1,460	1.18	1.40
Has Hope or Lifetime Learning Tax credit	TXCRDBEN > 0	20.1	1.27	1.05	1,460	1.21	1.46
Ever voted	VOTEEVER = 1	34.1	1.25	1.32	1,300	0.95	0.89
Voted in 2004 elections	VOTE06 = 1	64.8	1.61	1.51	1,000	1.07	1.15
Summary statistics							
Mean	†	†	†	†	†	1.05	1.18
Minimum	†	†	†	†	†	0.39	0.15
25th percentile	†	†	†	†	†	0.91	0.83
Median	†	†	†	†	†	0.98	0.96
75th percentile	†	†	†	†	†	1.20	1.45
Maximum	†	†	†	†	†	1.99	3.94

† Not applicable.

Rounds to zero.

NOTE: DEFF=Design Effect. DEFT=Square Root of Design Effect. TANF=Temporary Assistance to Needy Families. SS=Social Security.

SOURCE: U.S. Department of Education, National Center for Education Statistics, 2004/06 Beginning Postsecondary Students Longitudinal Study (BPS:04/06).

Table I-20. Design effects for private for-profit 2 year-or-more institutions: 2006

Variable	Defined as	Percent estimate	Design standard error	Simple random sample standard error	Sample size	DEFT	DEFF
Still enrolled	STLENRL = 1	31.0	2.72	1.36	1,160	2.00	4.02
Earned a bachelor of arts degree	PROUTFI3 = 1	0.4	0.27	0.19	1,160	1.44	2.09
Earned a certificate or associate degree (any nonbachelor's degree)	PROUTFI3 = 2, 3	26.3	2.68	1.29	1,160	2.08	4.31
Attended more than one institution in 2003–04	STUDMULT > 1	4.4	1.62	0.61	1,160	2.67	7.12
Primarily a student	JOBROLE = 0, 1	68.1	3.17	1.37	1,160	2.31	5.35
Received any aid	TOTAID > 0	96.8	0.69	0.51	1,160	1.35	1.82
Received any loans	TOTLOAN2 > 0	91.6	1.02	0.81	1,160	1.25	1.57
Received more than \$12,000 in loans	TOTLOAN2 > 12,000	10.6	2.21	0.90	1,160	2.44	5.94
Education major when last enrolled	MAJ06A = 10	2.0	0.57	0.41	1,160	1.40	1.96
Plan to teach (definitely or probably)	TEACH06 = 1,2	10.5	2.26	0.90	1,160	2.51	6.31
Currently repaying education loans (for students with loans)	RPYSL06 = 1	47.7	3.76	1.71	850	2.19	4.81
Parents helping to repay loans	RPYHLP06 = 1	29.0	4.82	2.71	280	1.78	3.17
Took classes toward certification	JOBCLS06 = 1	49.9	9.36	4.51	120	2.08	4.31
Self-employed	EMPTY06 = 6	9.1	1.77	1.04	760	1.69	2.87
Current job related to coursework	JOBRLM06 = 1	43.9	5.83	2.56	380	2.28	5.20
Ever employed for more than 3 months (students not currently enrolled)	UNMPN06 > 3	0.7	0.48	0.35	580	1.37	1.87
Single, never married	SMAR06 = 1	65.9	3.23	1.39	1,160	2.32	5.38
Has any dependent children	DEPANY06 = 1	42.8	3.22	1.45	1,160	2.22	4.91
Single parent in 2003–04	SINGLPAR = 1	25.0	2.93	1.27	1,160	2.30	5.30
Spouse is in college full- or part-time	SPCOL06 = 1, 2	15.3	3.35	2.22	260	1.51	2.28
Received any untaxed income (TANF, SS, worker's compensation)	NTXANY05 = 1	22.8	2.75	1.23	1,160	2.23	4.98
Has more than one credit card	CRDNUM06 > 1	31.5	3.34	1.36	1,160	2.45	6.00
Pay off credit card balance each month	CRDPAY06 = 1	31.3	2.52	1.84	640	1.37	1.88
Performed community service/volunteer work in last year	COMSRV06 = 1	20.3	2.55	1.18	1,160	2.16	4.68
Has a disability	DISABL06 = 1	15.3	2.05	1.06	1,160	1.94	3.77
Had two or more risk factors during 2003–04	RISKINDX > 1	64.7	3.83	1.40	1,160	2.72	7.42
Has Hope or Lifetime Learning Tax credit	TXCRDBEN > 0	30.2	2.52	1.35	1,160	1.87	3.48
Ever voted	VOTEEVER = 1	41.5	3.17	1.51	1,070	2.10	4.42
Voted in 2004 elections	VOTE06 = 1	67.5	2.50	1.59	860	1.57	2.47
Summary statistics							
Mean	†	†	†	†	†	1.99	4.13
Minimum	†	†	†	†	†	1.25	1.57
25th percentile	†	†	†	†	†	1.57	2.47
Median	†	†	†	†	†	2.08	4.31
75th percentile	†	†	†	†	†	2.30	5.30
Maximum	†	†	†	†	†	2.72	7.42

† Not applicable.

NOTE: DEFF=Design Effect. DEFT=Square Root of Design Effect. TANF=Temporary Assistance to Needy Families. SS=Social Security.

SOURCE: U.S. Department of Education, National Center for Education Statistics, 2004/06 Beginning Postsecondary Students Longitudinal Study (BPS:04/06).

Appendix J

Nonresponse Bias Analysis

Student-Level Nonresponse Bias Analysis.....	J-3
Item-Level Nonresponse Bias Analysis.....	J-23

Student-Level Nonresponse Bias Analysis

Table J-1. Student nonresponse bias for selected variables for all students: 2006

Characteristic	Unweighted respondents	Unweighted nonrespondents	Respondent mean weighted	Nonrespondent mean weighted	Estimated bias	Relative bias
Institution type						
Public less-than-2-year	420	120	1.27	1.26	#	#
Public 2-year	4,830	1,510	41.04	48.98	-1.81*	-0.04
Public 4-year non-doctorate-granting	1,350	280	9.93	7.50	0.55*	0.06
Public 4-year doctorate-granting	2,720	430	18.29	11.68	1.51*	0.09
Private not-for-profit less-than-4-year	400	130	1.06	1.03	0.01	0.01
Private not-for-profit 4-year non-doctorate-granting	1,870	260	9.44	5.28	0.95*	0.11
Private not-for-profit 4-year doctorate-granting	1,480	210	5.83	3.14	0.61*	0.12
Private for-profit less-than-2-year	1,000	460	6.10	9.95	-0.88*	-0.13
Private for-profit 2-year or more	820	340	7.04	11.18	-0.94*	-0.12
Bureau of Economic Analysis Code (OBE) Region						
New England—CT, ME, MA, NH, RI, VT	980	230	5.16	4.93	0.05	0.01
Mideast DE—DC, MD, NJ, NY, PA	2,370	580	14.29	14.24	0.01	#
Great Lakes—IL, IN, MI, OH, WI	2,320	540	16.65	15.22	0.33	0.02
Plains—IA, KS, MN, MO, NE, ND, SD	1,600	300	7.60	5.90	0.39*	0.05
Southeast—AL, AR, FL, GA, KY, LA, MS, NC, SC, TN, VA, WV	3,550	890	23.83	22.41	0.32	0.01
Southwest—AZ, NM, OK, TX	1,480	540	11.62	16.64	-1.14*	-0.09
Rocky Mountains—CO, ID, MT, UT, WY	530	110	3.90	3.21	0.16	0.04
Far West—AK, CA, HI, NV, OR, WA	1,830	530	15.51	17.02	-0.34	-0.02
Other jurisdictions—PR	250	20	1.44	0.43	0.23*	0.19
CPS record available						
Yes	11,090	2,670	68.57	65.06	0.80*	0.01
No	3,810	1,070	31.43	34.94	-0.80*	-0.02
Applied for federal aid						
Yes	11,800	2,890	73.56	71.15	0.55	0.01
No	3,100	850	26.44	28.64	-0.50	-0.02
Unknown	#	#	#	0.21	-0.05	-1.00

See notes at end of table.

Table J-1. Student nonresponse bias for selected variables for all students: 2006—Continued

Characteristic	Unweighted respondents	Unweighted nonrespondents	Respondent mean weighted	Nonrespondent mean weighted	Estimated bias	Relative bias
Pell grant status						
Received	5,490	1,630	33.76	38.99	-1.19*	-0.03
Did not receive	9,410	2,110	66.19	60.96	1.19*	0.02
Unknown	10	#	0.05	0.04	#	0.01
Total Pell amount received						
\$0–1,550	10,770	2,570	75.24	72.94	0.52	0.01
\$1,551–2,700	1,480	470	9.98	11.81	-0.42	-0.04
\$2,701 or more	2,650	710	14.78	15.26	-0.11	-0.01
Stafford loan status						
Received	6,040	1,510	35.51	35.06	0.10	#
Did not receive	8,860	2,230	64.45	64.92	-0.11	#
Unknown	10	10	0.04	0.03	#	0.08
Total Stafford amount received						
\$0–2,625	13,120	3,070	88.68	83.26	1.23*	0.01
\$2,626–4,125	410	170	2.57	4.04	-0.34*	-0.12
\$4,126 or more	1,380	500	8.75	12.70	-0.90*	-0.09
Institution undergraduate enrollment						
0–1,827	3,540	1,090	19.75	23.48	-0.85*	-0.04
1,828–6,694	3,800	840	23.18	20.67	0.57	0.03
6,695–16,556	3,710	920	27.10	27.59	-0.11	#
16,557 or more	3,770	850	29.61	27.54	0.47	0.02
Unknown	90	40	0.35	0.73	-0.09	-0.19

Rounds to zero.

* $p < .05$.

NOTE: Standard Postal Service abbreviations are used. CPS = Central Processing System.

SOURCE: U.S. Department of Education, National Center for Education Statistics, 2004/06 Beginning Postsecondary Students Longitudinal Study (BPS:04/06).

Table J-2. Student nonresponse bias for selected variables for students in public less-than-2-year institutions: 2006

Characteristic	Unweighted respondents	Unweighted nonrespondents	Respondent mean weighted	Nonrespondent mean weighted	Estimated bias	Relative bias
Bureau of Economic Analysis Code (OBE) region						
New England—CT, ME, MA, NH, RI, VT	†	†	†	†	†	†
Mideast DE—DC, MD, NJ, NY, PA	30	8	9.01	8.48	0.12	0.01
Great Lakes—IL, IN, MI, OH, WI	75	23	17.46	14.90	0.58	0.03
Plains—IA, KS, MN, MO, NE, ND, SD	23	5	9.78	7.01	0.62	0.07
Southeast—AL, AR, FL, GA, KY, LA, MS, NC, SC, TN, VA, WV	202	49	34.39	30.61	0.85	0.03
Southwest—AZ, NM, OK, TX	43	9	12.90	4.84	1.82	0.16
Rocky Mountains—CO, ID, MT, UT, WY	4	#	0.68	#	#	#
Far West—AK, CA, HI, NV, OR, WA	45	28	15.74	34.07	-4.14	-0.21
Other Jurisdictions—PR	2	1	0.05	0.08	-0.01	-0.13
CPS record available						
Yes	351	101	73.69	54.63	4.30*	0.06
No	73	22	26.31	45.37	-4.30*	-0.14
Applied for federal aid						
Yes	358	102	76.59	55.46	4.77*	0.07
No	66	21	23.41	44.54	-4.77*	-0.17
Unknown	†	†	†	†	†	†
Pell grant status						
Received	251	74	52.11	42.10	2.26	0.05
Did not receive	173	49	47.89	57.90	-2.26	-0.05
Unknown	†	†	†	†	†	†
Total Pell amount received						
\$0–1,550	257	70	69.23	71.82	-0.58	-0.01
\$1,551–2,700	76	23	14.91	10.56	0.98	0.07
\$2,701 or more	91	30	15.86	17.62	-0.40	-0.02
Unknown	†	†	†	†	†	†
Stafford loan status						
Received	70	19	16.88	10.41	1.46	0.09
Did not receive	354	104	83.12	89.59	-1.46	-0.02
Unknown	†	†	†	†	†	†

See notes at end of table.

Table J-2. Student nonresponse bias for selected variables for students in public less-than-2-year institutions: 2006—Continued

Characteristic	Unweighted respondents	Unweighted nonrespondents	Respondent mean weighted	Nonrespondent mean weighted	Estimated bias	Relative bias
Total Stafford amount received						
\$0–2,625	370	109	88.28	93.59	-1.20*	-0.01
\$2,626–4,125	8	2	1.96	0.57	0.31	0.19
\$4,126 or more	46	12	9.76	5.84	0.88	0.10
Unknown	†	†	†	†	†	†
Institution undergraduate enrollment						
0–1,827	359	92	78.77	60.40	4.14	0.06
1,828–6,694	49	18	14.74	17.74	-0.68	-0.04
6,695–16,556	12	10	6.11	20.04	-3.14*	-0.34
16,557 or more	1	#	0.31	#	#	#
Unknown	3	3	0.07	1.82	-0.40	-0.86

† Not applicable.

Rounds to zero.

* $p < .05$.

NOTE: Standard Postal Service abbreviations are used. CPS = Central Processing System.

SOURCE: U.S. Department of Education, National Center for Education Statistics, 2004/06 Beginning Postsecondary Students Longitudinal Study (BPS:04/06).

Table J-3. Student nonresponse bias for selected variables for students in public 2-year institutions: 2006

Characteristic	Unweighted respondents	Unweighted nonrespondents	Respondent mean weighted	Nonrespondent mean weighted	Estimated bias	Relative bias
Bureau of Economic Analysis Code (OBE) region						
New England—CT, ME, MA, NH, RI, VT	160	60	2.41	3.12	-0.19	-0.07
Mideast DE—DC, MD, NJ, NY, PA	650	200	11.14	11.17	-0.01	#
Great Lakes—IL, IN, MI, OH, WI	790	240	17.87	17.37	0.13	0.01
Plains—IA, KS, MN, MO, NE, ND, SD	590	130	8.14	5.89	0.58	0.08
Southeast—AL, AR, FL, GA, KY, LA, MS, NC, SC, TN, VA, WV	1,270	380	23.21	21.33	0.49	0.02
Southwest—AZ, NM, OK, TX	680	270	14.98	18.07	-0.80	-0.05
Rocky Mountains—CO, ID, MT, UT, WY	90	20	0.96	0.92	0.01	0.01
Far West—AK, CA, HI, NV, OR, WA	620	210	21.26	22.13	-0.23	-0.01
Other Jurisdictions—PR	#	#	0.03	#	#	#
CPS record available						
Yes	3,020	890	52.40	50.77	0.42	0.01
No	1,820	620	47.60	49.23	-0.42	-0.01
Applied for federal aid						
Yes	3,380	1,020	59.84	59.55	0.08	#
No	1,450	490	40.16	40.10	0.02	#
Unknown	#	#	#	0.35	-0.09	-1.00
Pell grant status						
Received	1,740	560	25.54	26.84	-0.34	-0.01
Did not receive	3,090	950	74.36	73.16	0.31	#
Unknown	10	#	0.10	#	#	#
Total Pell amount received						
\$0–1,550	3,600	1,140	83.95	84.20	-0.06	#
\$1,551–2,700	480	150	7.77	8.01	-0.06	-0.01
\$2,701 or more	750	220	8.28	7.79	0.13	0.02
Unknown	†	†	†	†	†	†
Stafford loan status						
Received	830	250	11.01	11.13	-0.03	#
Did not receive	4,000	1,260	88.89	88.86	0.01	#
Unknown	10	#	0.10	0.01	0.02	0.33

See notes at end of table.

Table J-3. Student nonresponse bias for selected variables for students in public 2-year institutions: 2006—Continued

Characteristic	Unweighted respondents	Unweighted nonrespondents	Respondent mean weighted	Nonrespondent mean weighted	Estimated bias	Relative bias
Total Stafford amount received						
\$0–2,625	4,680	1,460	98.60	98.36	0.06	#
\$2,626–4,125	60	20	0.55	0.70	-0.04	-0.06
\$4,126 or more	100	30	0.85	0.94	-0.02	-0.03
Unknown	†	†	†	†	†	†
Institution undergraduate enrollment						
0–1,827	220	60	5.08	3.86	0.32	0.07
1,828–6,694	1,240	350	23.80	21.80	0.52	0.02
6,695–16,556	1,840	580	34.87	35.76	-0.23	-0.01
16,557 or more	1,520	520	35.97	37.95	-0.51	-0.01
Unknown	30	10	0.28	0.63	-0.09	-0.25

† Not applicable.

Rounds to zero.

NOTE: Standard Postal Service abbreviations are used. CPS = Central Processing System.

SOURCE: U.S. Department of Education, National Center for Education Statistics, 2004/06 Beginning Postsecondary Students Longitudinal Study (BPS:04/06).

Table J-4. Student nonresponse bias for selected variables for students in public, 4-year, nondoctoral institutions: 2006

Characteristic	Unweighted respondents	Unweighted nonrespondents	Respondent mean weighted	Nonrespondent mean weighted	Estimated bias	Relative bias
Bureau of Economic Analysis Code (OBE) region						
New England—CT, ME, MA, NH, RI, VT	100	20	4.78	5.50	-0.13	-0.03
Mideast DE—DC, MD, NJ, NY, PA	320	70	23.82	22.34	0.27	0.01
Great Lakes—IL, IN, MI, OH, WI	150	30	12.14	11.99	0.03	#
Plains—IA, KS, MN, MO, NE, ND, SD	150	30	6.13	6.60	-0.09	-0.01
Southeast—AL, AR, FL, GA, KY, LA, MS, NC, SC, TN, VA, WV	310	80	22.41	26.81	-0.80	-0.03
Southwest—AZ, NM, OK, TX	70	10	5.63	5.64	#	#
Rocky Mountains—CO, ID, MT, UT, WY	90	20	11.20	10.45	0.14	0.01
Far West—AK, CA, HI, NV, OR, WA	120	20	11.69	10.67	0.19	0.02
Other Jurisdictions—PR	50	#	2.21	#	#	#
CPS record available						
Yes	1,030	190	73.31	63.41	1.80*	0.03
No	310	90	26.69	36.60	-1.80*	-0.06
Applied for federal aid						
Yes	1,100	210	78.61	72.09	1.19	0.02
No	250	70	21.39	27.91	-1.19	-0.05
Unknown	†	†	†	†	†	†
Pell grant status						
Received	450	100	32.10	34.58	-0.45	-0.01
Did not receive	900	180	67.90	65.31	0.47	0.01
Unknown	#	#	#	0.11	-0.02	-1.00
Total Pell amount received						
\$0–1,550	1,000	200	75.03	72.99	0.37	#
\$1,551–2,700	100	30	7.73	11.85	-0.75	-0.09
\$2,701 or more	250	50	17.24	15.17	0.38	0.02
Unknown	†	†	†	†	†	†
Stafford loan status						
Received	600	120	40.04	33.36	1.22	0.03
Did not receive	750	160	59.96	66.53	-1.20	-0.02
Unknown	#	#	#	0.11	-0.02	-1.00

See notes at end of table.

Table J-4. Student nonresponse bias for selected variables for students in public, 4-year, nondoctoral institutions: 2006—Continued

Characteristic	Unweighted respondents	Unweighted nonrespondents	Respondent mean weighted	Nonrespondent mean weighted	Estimated bias	Relative bias
Total Stafford amount received						
\$0–2,625	1,270	250	96.02	92.35	0.67	0.01
\$2,626–4,125	10	10	0.48	2.09	-0.29	-0.38
\$4,126 or more	70	20	3.50	5.56	-0.37	-0.10
Unknown	†	†	†	†	†	†
Institution undergraduate enrollment						
0–1,827	70	20	4.49	4.26	0.04	0.01
1,828–6,694	590	130	30.92	34.84	-0.71	-0.02
6,695–16,556	510	90	47.07	43.34	0.68	0.01
16,557 or more	180	40	17.52	17.56	-0.01	#
Unknown	†	†	†	†	†	†

† Not applicable.

Rounds to zero.

* $p < .05$.

NOTE: Standard Postal Service abbreviations are used. CPS = Central Processing System.

SOURCE: U.S. Department of Education, National Center for Education Statistics, 2004/06 Beginning Postsecondary Students Longitudinal Study (BPS:04/06).

Table J-5. Student nonresponse bias for selected variables for students in public, 4-year, doctoral institutions: 2006

Characteristic	Unweighted respondents	Unweighted nonrespondents	Respondent mean weighted	Nonrespondent mean weighted	Estimated bias	Relative bias
Bureau of Economic Analysis Code (OBE) region						
New England—CT, ME, MA, NH, RI, VT	150	30	5.31	5.89	-0.09	-0.02
Mideast DE—DC, MD, NJ, NY, PA	280	50	9.05	11.74	-0.43	-0.04
Great Lakes—IL, IN, MI, OH, WI	550	80	20.12	16.32	0.60	0.03
Plains—IA, KS, MN, MO, NE, ND, SD	290	40	6.95	6.47	0.08	0.01
Southeast—AL, AR, FL, GA, KY, LA, MS, NC, SC, TN, VA, WV	730	110	28.20	22.94	0.83	0.03
Southwest—AZ, NM, OK, TX	280	70	11.85	18.01	-0.98	-0.08
Rocky Mountains—CO, ID, MT, UT, WY	140	30	7.01	8.78	-0.28	-0.04
Far West—AK, CA, HI, NV, OR, WA	290	40	10.65	9.36	0.20	0.02
Other Jurisdictions—PR	30	#	0.86	0.50	0.06	0.07
CPS record available						
Yes	2,000	290	72.87	66.04	1.08*	0.02
No	730	140	27.13	33.96	-1.08*	-0.04
Applied for federal aid						
Yes	2,090	310	75.78	69.09	1.06*	0.01
No	630	120	24.22	30.91	-1.06*	-0.04
Unknown	†	†	†	†	†	†
Pell grant status						
Received	650	130	23.20	26.68	-0.55	-0.02
Did not receive	2,080	300	76.80	73.32	0.55	0.01
Unknown	†	†	†	†	†	†
Total Pell amount received						
\$0–1,550	2,230	330	82.35	80.23	0.34	#
\$1,551–2,700	150	30	5.34	5.44	-0.02	#
\$2,701 or more	350	70	12.31	14.33	-0.32	-0.03
Unknown	†	†	†	†	†	†
Stafford loan status						
Received	1,130	170	39.97	37.67	0.36	0.01
Did not receive	1,600	260	60.03	62.33	-0.36	-0.01
Unknown	†	†	†	†	†	†

See notes at end of table.

Table J-5. Student nonresponse bias for selected variables for students in public, 4-year, doctoral institutions: 2006—Continued

Characteristic	Unweighted respondents	Unweighted nonrespondents	Respondent mean weighted	Nonrespondent mean weighted	Estimated bias	Relative bias
Total Stafford amount received						
\$0–2,625	2,580	390	95.77	94.54	0.19	#
\$2,626–4,125	30	10	0.80	1.25	-0.07	-0.08
\$4,126 or more	120	30	3.43	4.21	-0.12	-0.03
Unknown	†	†	†	†	†	†
Institution undergraduate enrollment						
0–1,827	10	#	0.09	0.17	-0.01	-0.11
1,828–6,694	100	20	4.91	3.53	0.22	0.05
6,695–16,556	760	150	29.68	40.29	-1.68*	-0.05
16,557 or more	1,850	260	65.32	55.95	1.48*	0.02
Unknown	#	#	#	0.06	-0.01	-1.00

† Not applicable.

Rounds to zero.

* $p < .05$.

NOTE: Standard Postal Service abbreviations are used. CPS = Central Processing System.

SOURCE: U.S. Department of Education, National Center for Education Statistics, 2004/06 Beginning Postsecondary Students Longitudinal Study (BPS:04/06).

Table J-6. Student nonresponse bias for selected variables for students in private not-for-profit, less-than-4 year institutions: 2006

Characteristic	Unweighted respondents	Unweighted nonrespondents	Respondent mean weighted	Nonrespondent mean weighted	Estimated bias	Relative bias
Bureau of Economic Analysis Code (OBE) region						
New England—CT, ME, MA, NH, RI, VT	#	#	1.50	4.14	-0.59	-0.28
Mideast DE—DC, MD, NJ, NY, PA	70	20	16.70	17.69	-0.22	-0.01
Great Lakes—IL, IN, MI, OH, WI	50	10	14.52	9.65	1.08	0.08
Plains—IA, KS, MN, MO, NE, ND, SD	30	10	4.18	6.87	-0.60	-0.13
Southeast—AL, AR, FL, GA, KY, LA, MS, NC, SC, TN, VA, WV	80	20	22.92	22.24	0.15	0.01
Southwest—AZ, NM, OK, TX	10	10	2.09	2.58	-0.11	-0.05
Rocky Mountains—CO, ID, MT, UT, WY	10	#	1.30	0.41	0.20	0.18
Far West—AK, CA, HI, NV, OR, WA	130	60	20.51	30.69	-2.27	-0.10
Other Jurisdictions—PR	30	10	16.26	5.73	2.35	0.17
CPS record available						
Yes	350	110	88.54	83.68	1.08	0.01
No	50	20	11.46	16.32	-1.08	-0.09
Applied for federal aid						
Yes	360	120	90.85	87.23	0.81	0.01
No	40	10	9.15	12.77	-0.81	-0.08
Unknown	†	†	†	†	†	†
Pell grant status						
Received	260	80	69.42	62.95	1.44	0.02
Did not receive	150	50	30.58	37.05	-1.44	-0.05
Unknown	†	†	†	†	†	†
Total Pell amount received						
\$0–1,550	190	70	41.74	48.02	-1.40	-0.03
\$1,551–2,700	70	20	20.46	23.68	-0.72	-0.03
\$2,701 or more	140	40	37.80	28.30	2.12	0.06
Unknown	†	†	†	†	†	†
Stafford loan status						
Received	200	80	42.38	56.57	-3.16	-0.07
Did not receive	210	50	57.62	42.95	3.27	0.06
Unknown	#	#	#	0.47	-0.11	-1.00

See notes at end of table.

**Table J-6. Student nonresponse bias for selected variables for students in private not-for-profit, less-than-4 year institutions: 2006—
Continued**

Characteristic	Unweighted respondents	Unweighted nonrespondents	Respondent mean weighted	Nonrespondent mean weighted	Estimated bias	Relative bias
Total Stafford amount received						
\$0–2,625	290	90	75.36	68.52	1.52	0.02
\$2,626–4,125	20	10	5.38	10.99	-1.25	-0.19
\$4,126 or more	90	30	19.26	20.49	-0.27	-0.01
Unknown	†	†	†	†	†	†
Institution undergraduate enrollment						
0–1,827	320	100	78.33	75.04	0.73	0.01
1,828–6,694	80	30	21.00	23.11	-0.47	-0.02
6,695–16,556	#	#	#	1.49	-0.33	-1.00
16,557 or more	†	†	†	†	†	†
Unknown	#	#	0.67	0.36	0.07	0.11

† Not applicable.

Rounds to zero.

NOTE: Standard Postal Service abbreviations are used. CPS = Central Processing System.

SOURCE: U.S. Department of Education, National Center for Education Statistics, 2004/06 Beginning Postsecondary Students Longitudinal Study (BPS:04/06).

Table J-7. Student nonresponse bias for selected variables for students in private not-for-profit, 4-year, nondoctoral institutions: 2006

Characteristic	Unweighted respondents	Unweighted nonrespondents	Respondent mean weighted	Nonrespondent mean weighted	Estimated bias	Relative bias
Bureau of Economic Analysis Code (OBE) region						
New England—CT, ME, MA, NH, RI, VT	170	20	8.53	9.51	-0.14	-0.02
Mideast DE—DC, MD, NJ, NY, PA	340	60	20.24	18.41	0.26	0.01
Great Lakes—IL, IN, MI, OH, WI	320	40	16.25	13.13	0.44	0.03
Plains—IA, KS, MN, MO, NE, ND, SD	400	50	18.28	15.16	0.44	0.02
Southeast—AL, AR, FL, GA, KY, LA, MS, NC, SC, TN, VA, WV	380	70	20.63	32.38	-1.66	-0.07
Southwest—AZ, NM, OK, TX	50	10	2.53	2.36	0.02	0.01
Rocky Mountains—CO, ID, MT, UT, WY	30	#	2.05	1.49	0.08	0.04
Far West—AK, CA, HI, NV, OR, WA	140	20	6.43	5.66	0.11	0.02
Other Jurisdictions—PR	40	#	5.05	1.90	0.45	0.10
CPS record available						
Yes	1,570	210	83.37	71.56	1.67*	0.02
No	290	50	16.63	28.44	-1.67*	-0.09
Applied for federal aid						
Yes	1,630	220	85.92	74.76	1.58	0.02
No	240	40	14.08	24.58	-1.49	-0.10
Unknown	#	#	#	0.66	-0.09	-1.00
Pell grant status						
Received	550	90	32.42	34.96	-0.36	-0.01
Did not receive	1,320	170	67.58	64.96	0.37	0.01
Unknown	#	#	#	0.08	-0.01	-1.00
Total Pell amount received						
\$0–1,550	1,450	200	75.65	73.91	0.25	#
\$1,551–2,700	130	30	8.57	14.55	-0.85	-0.09
\$2,701 or more	280	40	15.78	11.54	0.60	0.04
Unknown	†	†	†	†	†	†
Stafford loan status						
Received	1,140	170	56.80	54.90	0.27	#
Did not receive	730	90	43.20	45.02	-0.26	-0.01
Unknown	#	#	#	0.08	-0.01	-1.00

See notes at end of table.

Table J-7. Student nonresponse bias for selected variables for students in private not-for-profit, 4-year, nondoctoral institutions: 2006—Continued

Characteristic	Unweighted respondents	Unweighted nonrespondents	Respondent mean weighted	Nonrespondent mean weighted	Estimated bias	Relative bias
Total Stafford amount received						
\$0–2,625	1,690	210	90.77	82.22	1.21	0.01
\$2,626–4,125	30	10	2.56	5.61	-0.43	-0.14
\$4,126 or more	150	40	6.67	12.18	-0.78	-0.10
Unknown	†	†	†	†	†	†
Institution undergraduate enrollment						
0–1,827	920	120	41.45	38.68	0.39	0.01
1,828–6,694	870	120	51.95	46.41	0.78	0.02
6,695–16,556	60	10	3.91	4.56	-0.09	-0.02
16,557 or more	20	10	2.27	7.39	-0.72	-0.24
Unknown	10	10	0.42	2.96	-0.36	-0.46

† Not applicable.

Rounds to zero.

* $p < .05$.

NOTE: Standard Postal Service abbreviations are used. CPS = Central Processing System.

SOURCE: U.S. Department of Education, National Center for Education Statistics, 2004/06 Beginning Postsecondary Students Longitudinal Study (BPS:04/06).

Table J-8. Student nonresponse bias for selected variables for students in private not-for-profit, 4-year, doctoral institutions: 2006

Characteristic	Unweighted respondents	Unweighted nonrespondents	Respondent mean weighted	Nonrespondent mean weighted	Estimated bias	Relative bias
Bureau of Economic Analysis Code (OBE) Region						
New England—CT, ME, MA, NH, RI, VT	300	50	25.27	28.09	-0.39	-0.02
Mideast DE—DC, MD, NJ, NY, PA	390	60	25.99	28.06	-0.28	-0.01
Great Lakes—IL, IN, MI, OH, WI	190	30	11.65	13.62	-0.27	-0.02
Plains—IA, KS, MN, MO, NE, ND, SD	90	10	4.01	1.82	0.30	0.08
Southeast—AL, AR, FL, GA, KY, LA, MS, NC, SC, TN, VA, WV	170	20	12.19	9.88	0.32	0.03
Southwest—AZ, NM, OK, TX	80	10	3.55	5.16	-0.22	-0.06
Rocky Mountains—CO, ID, MT, UT, WY	50	10	3.88	4.25	-0.05	-0.01
Far West—AK, CA, HI, NV, OR, WA	180	20	12.04	8.80	0.44	0.04
Other Jurisdictions—PR	30	#	1.41	0.33	0.15	0.12
CPS record available						
Yes	1,100	150	73.12	70.21	0.40	0.01
No	380	60	26.88	29.79	-0.40	-0.01
Applied for federal aid						
Yes	1,160	160	77.25	77.37	-0.02	#
No	320	50	22.75	22.63	0.02	#
Unknown	†	†	†	†	†	†
Pell grant status						
Received	330	50	20.86	23.42	-0.35	-0.02
Did not receive	1,150	160	79.06	76.58	0.34	#
Unknown	#	#	0.07	#	#	#
Total Pell amount received						
\$0–1,550	1,230	170	83.50	80.96	0.35	#
\$1,551–2,700	80	10	4.61	7.80	-0.44	-0.09
\$2,701 or more	170	20	11.89	11.23	0.09	0.01
Unknown	†	†	†	†	†	†

See notes at end of table.

Table J-8. Student nonresponse bias for selected variables for students in private not-for-profit, 4-year, doctoral institutions: 2006—Continued

Characteristic	Unweighted respondents	Unweighted nonrespondents	Respondent mean weighted	Nonrespondent mean weighted	Estimated bias	Relative bias
Stafford loan status						
Received	730	110	47.03	51.97	-0.68	-0.01
Did not receive	750	100	52.97	48.04	0.68	0.01
Unknown	†	†	†	†	†	†
Total Stafford amount received						
\$0–2,625	1,390	190	95.34	90.78	0.62	0.01
\$2,626–4,125	10	#	0.60	1.71	-0.15	-0.20
\$4,126 or more	80	20	4.06	7.52	-0.47	-0.10
Unknown	†	†	†	†	†	†
Institution undergraduate enrollment						
0–1,827	140	10	8.20	7.25	0.13	0.02
1,828–6,694	650	100	42.89	37.01	0.81	0.02
6,695–16,556	500	70	35.19	43.54	-1.14	-0.03
16,557 or more	190	20	13.66	12.20	0.20	0.01
Unknown	#	#	0.06	#	#*	#

† Not applicable.

Rounds to zero.

* $p < .05$.

NOTE: Standard Postal Service abbreviations are used. CPS = Central Processing System.

SOURCE: U.S. Department of Education, National Center for Education Statistics, 2004/06 Beginning Postsecondary Students Longitudinal Study (BPS:04/06).

Table J-9. Student nonresponse bias for selected variables for students in private for-profit, less-than-2-year institutions: 2006

Characteristic	Unweighted respondents	Unweighted nonrespondents	Respondent mean weighted	Nonrespondent mean weighted	Estimated bias	Relative bias
Bureau of Economic Analysis Code (OBE) region						
New England—CT, ME, MA, NH, RI, VT	70	40	5.27	6.33	-0.34	-0.06
Mideast DE—DC, MD, NJ, NY, PA	200	80	18.95	17.38	0.51	0.03
Great Lakes—IL, IN, MI, OH, WI	110	50	14.84	11.61	1.05	0.08
Plains—IA, KS, MN, MO, NE, ND, SD	30	30	2.45	4.79	-0.76	-0.24
Southeast—AL, AR, FL, GA, KY, LA, MS, NC, SC, TN, VA, WV	160	60	13.27	11.31	0.64	0.05
Southwest—AZ, NM, OK, TX	190	110	25.26	33.94	-2.82	-0.10
Rocky Mountains—CO, ID, MT, UT, WY	20	10	1.24	1.19	0.01	0.01
Far West—AK, CA, HI, NV, OR, WA	160	70	14.20	11.47	0.89	0.07
Other Jurisdictions—PR	60	10	4.53	1.98	0.83	0.22
CPS record available						
Yes	920	420	95.29	94.48	0.26	#
No	80	40	4.71	5.52	-0.26	-0.05
Applied for federal aid						
Yes	940	430	97.44	96.49	0.31	#
No	60	30	2.57	3.51	-0.31	-0.11
Unknown	†	†	†	†	†	†
Pell grant status						
Received	770	330	86.90	86.19	0.23	#
Did not receive	240	120	13.10	13.81	-0.23	-0.02
Unknown	†	†	†	†	†	†
Total Pell amount received						
\$0–1,550	340	190	25.71	31.58	-1.91	-0.07
\$1,551–2,700	260	120	31.72	31.04	0.22	0.01
\$2,701 or more	410	150	42.57	37.38	1.68	0.04
Unknown	†	†	†	†	†	†
Stafford loan status						
Received	700	320	76.01	73.48	0.82	0.01
Did not receive	300	140	23.99	26.53	-0.82	-0.03
Unknown	†	†	†	†	†	†

See notes at end of table.

**Table J-9. Student nonresponse bias for selected variables for students in private for-profit, less-than-2-year institutions: 2006—
Continued**

Characteristic	Unweighted respondents	Unweighted nonrespondents	Respondent mean weighted	Nonrespondent mean weighted	Estimated bias	Relative bias
Total Stafford amount received						
\$0–2,625	510	240	50.65	50.42	0.08	#
\$2,626–4,125	120	60	12.38	14.52	-0.70	-0.05
\$4,126 or more	380	160	36.98	35.07	0.62	0.02
Unknown	†	†	†	†	†	†
Institution undergraduate enrollment						
0–1,827	950	430	97.42	97.23	0.06	#
1,828–6,694	20	20	1.38	2.59	-0.39	-0.22
6,695–16,556	#	#	0.12	#	#	#
16,557 or more	10	#	0.58	#	#*	#
Unknown	30	10	0.50	0.18	0.10	0.26

† Not applicable.

Rounds to zero.

* $p < .05$.

NOTE: Standard Postal Service abbreviations are used. CPS = Central Processing System.

SOURCE: U.S. Department of Education, National Center for Education Statistics, 2004/06 Beginning Postsecondary Students Longitudinal Study (BPS:04/06).

Table J-10. Student nonresponse bias for selected variables for students in private for-profit, 2-year-or-more institutions: 2006

Characteristic	Unweighted respondents	Unweighted nonrespondents	Respondent mean weighted	Nonrespondent mean weighted	Estimated bias	Relative bias
Bureau of Economic Analysis Code (OBE) region						
New England—CT, ME, MA, NH, RI, VT	30	10	1.59	2.20	-0.20	-0.11
Mideast DE—DC, MD, NJ, NY, PA	100	40	11.74	16.54	-1.53	-0.12
Great Lakes—IL, IN, MI, OH, WI	100	50	13.33	12.00	0.42	0.03
Plains—IA, KS, MN, MO, NE, ND, SD	10	#	1.44	2.41	-0.31	-0.18
Southeast—AL, AR, FL, GA, KY, LA, MS, NC, SC, TN, VA, WV	260	90	39.34	31.47	2.51	0.07
Southwest—AZ, NM, OK, TX	80	50	8.14	13.55	-1.72	-0.17
Rocky Mountains—CO, ID, MT, UT, WY	90	30	8.44	5.53	0.93	0.12
Far West—AK, CA, HI, NV, OR, WA	140	70	15.32	16.30	-0.31	-0.02
Other Jurisdictions—PR	10	#	0.66	#	#	#
CPS record available						
Yes	750	320	94.24	96.45	-0.70	-0.01
No	70	30	5.76	3.55	0.70	0.14
Applied for federal aid						
Yes	770	330	97.20	97.81	-0.20	#
No	40	10	2.80	2.19	0.20	0.07
Unknown	†	†	†	†	†	†
Pell grant status						
Received	500	210	69.20	69.77	-0.18	#
Did not receive	310	130	30.80	29.95	0.27	0.01
Unknown	#	#	#	0.28	-0.09	-1.00
Total Pell amount received						
\$0–1,550	460	210	47.96	52.44	-1.43	-0.03
\$1,551–2,700	140	50	23.04	16.84	1.98	0.09
\$2,701 or more	210	90	28.99	30.72	-0.55	-0.02
Unknown	†	†	†	†	†	†
Stafford loan status						
Received	640	280	89.54	90.74	-0.38	#
Did not receive	180	60	10.46	9.19	0.40	0.04
Unknown	#	#	#	0.07	-0.02	-1.00

See notes at end of table.

**Table J-10. Student nonresponse bias for selected variables for students in private for-profit, 2-year-or-more institutions: 2006—
Continued**

Characteristic	Unweighted respondents	Unweighted nonrespondents	Respondent mean weighted	Nonrespondent mean weighted	Estimated bias	Relative bias
Total Stafford amount received						
\$0–2,625	350	130	28.86	27.02	0.59	0.02
\$2,626–4,125	120	60	14.71	13.26	0.46	0.03
\$4,126 or more	350	160	56.43	59.72	-1.05	-0.02
Unknown	†	†	†	†	†	†
Institution undergraduate enrollment						
0–1,827	570	260	71.59	69.47	0.67	0.01
1,828–6,694	210	70	22.03	23.59	-0.50	-0.02
6,695–16,556	20	10	2.54	2.16	0.12	0.05
16,557 or more	10	#	1.60	2.90	-0.41	-0.21
Unknown	20	10	2.25	1.89	0.11	0.05

† Not applicable.

Rounds to zero.

NOTE: Standard Postal Service abbreviations are used. CPS = Central Processing System.

SOURCE: U.S. Department of Education, National Center for Education Statistics, 2004/06 Beginning Postsecondary Students Longitudinal Study (BPS:04/06).

Item-Level Nonresponse Bias Analysis

Table J-11. Items with less than 85 percent item response rates and number of cases eligible to respond to the item: 2006

Variable	Variable label	Cases eligible to respond to item	Item response rate
KCCLTYA	Type of class: business	1,430	42.79
KCCLTYB	Type of class: health	1,430	42.79
KCCLTYC	Type of class: education	1,430	42.79
KCCLTYD	Type of class: engineering and engineering technology	1,430	42.79
KCCLTYE	Type of class: computer and information sciences	1,430	42.79
KCCLTYF	Type of class: social sciences	1,430	42.79
KCCLTYG	Type of class: natural sciences and mathematics	1,430	42.79
KCCLTYH	Type of class: arts and humanities	1,430	42.79
KCCLTYI	Type of class: communications	1,430	42.79
KCCLTYJ	Type of class: vocational program	1,430	42.79
KCCLTYK	Type of classes: university transfer	1,430	42.79
KCCLTYL	Type of classes: general education	1,430	42.79
KCCLTYX	Type of class: other	1,430	42.79
KCDGPRT	Type of professional degree	910	11.67
KCERNS	Number of months or terms worked	2,660	48.84
KCFAMLN	Parents helping to repay loans	2,180	48.39
KCGPAEST	Estimate of GPA	1,740	39.30
KCLVA	Drop: academic problems	400	80.69
KCLVB	Drop: scheduling problems	400	80.69
KCLVC	Drop: dissatisfaction with program	400	80.69
KCLVD	Drop: financial reasons	400	80.69
KCLVE	Drop: family responsibilities	400	80.69
KCLVF	Drop: personal reasons	400	80.69
KCLVG	Drop: finished desired classes	400	80.69
KCLVH	Drop: Called for military service	400	80.69
KCLVX	Drop: other	400	80.69
KCRELCRS	Job related to coursework	2,320	57.93
KCRPYAMT	Monthly payment on education loans	7,170	78.94
KCRPYST	Currently repaying any education loans	7,170	81.41
KCTOTERN	Total earnings	9,020	83.43
KCUGOWE	Amount owed for undergrad education	7,240	80.15
KCWKSWK	Proportion of weeks worked while enrolled	5,130	73.31
KDAD	Job placement: advertisement	4,160	82.61
KDCONCER	Degree required: certificate	4,160	81.28
KDCONDEG	Degree required: bachelor's or associate's	4,160	81.28
KDCONLIC	Degree required: license	4,160	81.28
KDCONNON	Degree required: none	4,160	81.28
KDCURTYP	Type of employer	4,160	82.53
KDEARNT	Time frame for earnings	4,160	79.29
KDEMPBEN	Employer offers health insurance	3,990	81.67
KDERNAMT	Amount earned from job	4,160	79.32
KDFIRSTJ	First job after leaving most recent school	4,160	82.81
KDHOURLS	Hours worked weekly	4,160	81.91
KDINTERN	Had an internship or practicum	4,160	82.71
KDLICT2	License/certification code - general	1,760	52.72
KDLICT4	Type of license/certificate required for job - specific	1,760	51.89
KDNETWRK	Job placement: network	4,160	82.61

See notes at end of table.

Table J-11. Items with less than 85 percent item response rates and number of cases eligible to respond to the item—Continued

Variable	Variable label	Cases eligible to respond to item	Item response rate
KDNUMOUT	Number of periods of unemployment	5,270	84.97
KDPLCOTH	Job placement: other	4,160	82.61
KDPRGCRT	Took classes toward certificate	1,760	54.09
KDRELCAR	Job related to career goals	4,160	82.46
KDRELCRS	Job related to coursework	2,650	21.01
KDRELMAJ	Job related to major	3,150	77.50
KDRESUME	Job placement: resume	4,160	82.61
KDSCHHELP	Job placement: school assistance	4,160	82.61
KDSEARCH	Looking for a job	1,830	60.37
KDSIMJOB	Held same or similar job	4,160	82.67
KDTOTERN	Total earnings	4,160	78.73
KDUNTIM	Longest period of unemployment	1,440	41.83
KDWOTR	Job attainment through training	4,160	82.64
KECARAMT	Car payment amount	4,880	70.11
KECHILD	Received: child support	2,930	48.64
KECRDBAL	Balance due on all credit cards	5,110	68.29
KEDAGE	Age of youngest dependent child	4,030	65.04
KEDISAB	Received: disability payments	2,930	48.54
KEFEMA	Received: FEMA Disaster Assistance	2,930	48.66
KEHISA	Hispanic type: Cuban descent	2,190	81.43
KEHISB	Hispanic type: Mexican, Mexican-American, or Chicano	2,190	81.43
KEHISC	Hispanic type: Puerto Rican	2,190	81.43
KEHISD	Hispanic type: other Spanish/Latino origin	2,190	81.43
KEHRPLA	hurricane impact: transferred temporarily	1,750	16.43
KEHRPLB	hurricane impact: transferred permanently	1,750	16.43
KEHRPLC	hurricane impact: took classes on-line	1,750	16.43
KEHRPLD	hurricane impact: delayed enrollment	1,750	16.43
KEHRPLE	hurricane impact: dropped out	1,750	16.43
KEHRPLF	hurricane impact: other	1,750	16.43
KEINCSP	Spouse's earnings in 2005	3,260	56.26
KEMTGAMT	Monthly rent or mortgage payment amount	8,710	81.28
KEMTGDK	Monthly rent or mortgage payment amt: don't know	8,710	81.67
KEPAYOFF	Payoff or carry credit balance	9,230	83.41
KERTSVA	Rate volunteer: career choice	7,080	77.33
KERTSVB	Rate volunteer: apply my skills to the real world	7,080	77.33
KERTSVC	Rate volunteer: expand skills	7,080	77.33
KERTSVD	Rate volunteer: resume	7,080	77.33
KERTSVE	Rate volunteer: choice of majors	7,080	77.33
KERTSVF	Rate volunteer: compassionate person	7,080	77.33
KERTSVG	Rate volunteer: awareness of social issues	7,080	77.33
KERTSVH	Rate volunteer: none of the above	7,080	77.33
KESCHVA	Why volunteer: class requirement	7,080	77.50
KESCHVB	Why volunteer: campus organization	7,080	77.50
KESCHVC	Why volunteer: encouraged by friends, family, faculty, etc	7,080	77.50
KESCHVD	Why volunteer: expression of my personal beliefs and values	7,080	77.50
KESCHVE	Why volunteer: meet new people	7,080	77.50
KESCHVF	Why volunteer: develop useful skills	7,080	77.50
KESCHVG	Why volunteer: feel good about myself	7,080	77.50
KESCHVX	Why volunteer: other	7,080	77.50
KESOCSEC	Received: social security benefits	2,930	48.66
KESPAMT	Spouse's total student loan amount	1,810	16.81

See notes at end of table.

Table J-11. Items with less than 85 percent item response rates and number of cases eligible to respond to the item—Continued

Variable	Variable label	Cases eligible to respond to item	Item response rate
KESPCOL	Spouse in college	3,260	57.61
KESPLN	Spouse's student loans	3,260	57.41
KESPLNPY	Spouse's monthly payment of student loans	1,810	17.22
KESPLV	Spouse's education level	3,260	57.54
KESTMPS	Received: food stamps	2,930	48.66
KETANF	Received: TANF	2,930	48.66
KETAXTYX	Received: other untaxed benefits	2,930	48.50
KEVLHRS	Number of hours volunteered per month	6,060	72.56
KEVLONE	One time volunteer event	7,080	77.59
KEVLTA	Volunteer: tutoring/education-related	7,080	77.39
KEVLTB	Volunteer: other work with kids	7,080	77.39
KEVLTC	Volunteer: fundraising (political and nonpolitical)	7,080	77.39
KEVLTD	Volunteer: homeless shelter/soup kitchen	7,080	77.39
KEVLTE	Volunteer: neighborhood improvement	7,080	77.39
KEVLTF	Volunteer: health services	7,080	77.39
KEVLTG	Volunteer: service to the church	7,080	77.39
KEVLTX	Volunteer: other	7,080	77.39
KEWRKCOMP	Received: worker's compensation	2,930	48.66

NOTE: None of the variables included in the abbreviated interview met the qualifications for inclusion in this table. FEMA = Federal Emergency Management Agency. GPA = grade point average. TANF = Temporary Assistance for Needy Families.

SOURCE: U.S. Department of Education, National Center for Education Statistics, 2004/06 Beginning Postsecondary Students Longitudinal Study (BPS:04/06).

Table J-12. Item nonresponse bias before imputation for KCGPAEST (estimate of GPA) for student from all institutions: 2006

Characteristic	Before imputation					
	Unweighted respondents	Unweighted nonrespondents	Respondent mean weighted	Nonrespondent mean weighted	Estimated bias	Relative bias
Institution type						
Public less-than-2-year	70	20	10.22	2.05	7.11*	2.28
Public 2-year	270	310	37.68	30.05	6.63*	0.21
Public 4-year non-doctorate-granting	30	120	4.76	11.80	-6.12*	-0.56
Public 4-year doctorate-granting	50	170	7.00	16.78	-8.50*	-0.55
Private not-for-profit less-than-4-year	20	50	3.36	4.49	-0.98	-0.23
Private not-for-profit 4-year non-doctorate-granting	50	110	7.00	10.54	-3.07	-0.31
Private not-for-profit 4-year doctorate-granting	40	90	5.74	8.88	-2.73	-0.32
Private for-profit less-than-2-year	120	90	16.53	9.17	6.40	0.63
Private for-profit 2-year-or-more	60	60	7.70	6.24	1.27	0.20
Bureau of Economic Analysis Code (OBE) region						
New England—CT, ME, MA, NH, RI, VT	60	50	7.98	5.27	2.36	0.42
Mideast DE—DC, MD, NJ, NY, PA	100	130	14.15	12.98	1.02	0.08
Great Lakes—IL, IN, MI, OH, WI	90	120	12.32	12.00	0.28	0.02
Plains—IA, KS, MN, MO, NE, ND, SD	60	100	8.54	9.27	-0.63	-0.07
Southeast—AL, AR, FL, GA, KY, LA, MS, NC, SC, TN, VA, WV	200	210	27.87	20.10	6.76	0.32
Southwest—AZ, NM, OK, TX	80	110	10.50	10.73	-0.20	-0.02
Rocky Mountains—CO, ID, MT, UT, WY	30	40	3.50	3.51	-0.01	#
Far West—AK, CA, HI, NV, OR, WA	100	150	14.01	14.24	-0.21	-0.01
Other Jurisdictions—PR	10	120	1.12	11.90	-9.38*	-0.89
CPS record available						
No	540	780	75.35	76.00	-0.57	-0.01
Yes	180	250	24.65	24.00	0.57	0.02
Applied for federal aid						
No	580	820	81.37	80.29	0.94	0.01
Yes	130	200	18.63	19.71	-0.94	-0.05
Unknown	†	†	†	†	†	†

See notes at end of table.

**Table J-12. Item nonresponse bias before imputation for KCGPAEST (estimate of GPA) for student from all institutions: 2006—
Continued**

Characteristic	Before imputation				Estimated bias	Relative bias
	Unweighted respondents	Unweighted nonrespondents	Respondent mean weighted	Nonrespondent mean weighted		
Pell grant status						
Received	330	450	46.08	44.10	1.72	0.04
Did not receive	380	570	53.78	55.71	-1.67	-0.03
Unknown	#	#	0.14	0.20	-0.05*	-0.25
Total Pell amount received						
\$0–1,550	470	650	65.13	63.22	1.66	0.03
\$1,551–2,700	100	100	14.01	10.15	3.36	0.32
\$2,701 or more	150	270	20.87	26.63	-5.01	-0.19
Unknown	†	†	†	†	†	†
Stafford loan status						
Received	260	410	35.99	39.51	-3.06	-0.08
Did not receive	460	620	63.87	60.29	3.11	0.05
Unknown	#	#	0.14	0.20	-0.05*	-0.25
Total Stafford amount received						
\$0–2,625	600	900	83.33	87.71	-3.80*	-0.04
\$2,626–4,125	30	30	4.20	3.02	1.02	0.32
\$4,126 or more	90	100	12.46	9.27	2.78*	0.29
Unknown	†	†	†	†	†	†
Institution undergraduate enrollment						
0–1,827	270	260	38.38	25.66	11.06	0.40
1,828–6,694	160	260	22.55	25.76	-2.79	-0.11
6,695–16,556	140	230	19.75	21.95	-1.92	-0.09
16,557 or more	120	270	17.37	25.85	-7.38*	-0.30
Unknown	10	10	1.96	0.78	1.03	1.10

† Not applicable.

Rounds to zero.

* $p < .05$.NOTE: Standard Postal Service abbreviations are used. CPS = Central Processing System. To view the complete set of BPS:04/06 item nonresponse bias analysis tables see <http://nces.ed.gov/pubsearch/pubsinfo.asp?pubid=2008184>.

SOURCE: U.S. Department of Education, National Center for Education Statistics, 2004/06 Beginning Postsecondary Students Longitudinal Study (BPS:04/06).

Table J-13. Summary of item nonresponse bias analysis for all students: 2006

Variable	Variable label	Mean estimated bias	Median estimated bias	Mean relative bias	Median relative bias	Percent significant bias
KCCLTYA	Type of class: business	4.35	3.41	-0.07	-0.10	46.15
KCCLTYB	Type of class: health	4.35	3.41	-0.07	-0.10	46.15
KCCLTYC	Type of class: education	4.35	3.41	-0.07	-0.10	46.15
KCCLTYD	Type of class: engineering and engineering technology	4.35	3.41	-0.07	-0.10	46.15
KCCLTYE	Type of class: computer and information sciences	4.35	3.41	-0.07	-0.10	46.15
KCCLTYF	Type of class: social sciences	4.35	3.41	-0.07	-0.10	46.15
KCCLTYG	Type of class: natural sciences and mathematics	4.35	3.41	-0.07	-0.10	46.15
KCCLTYH	Type of class: arts and humanities	4.35	3.41	-0.07	-0.10	46.15
KCCLTYI	Type of class: communications	4.35	3.41	-0.07	-0.10	46.15
KCCLTYJ	Type of class: vocational program	4.35	3.41	-0.07	-0.10	46.15
KCCLTYK	Type of classes: university transfer	4.35	3.41	-0.07	-0.10	46.15
KCCLTYL	Type of classes: general education	4.35	3.41	-0.07	-0.10	46.15
KCCLTYX	Type of class: other	4.35	3.41	-0.07	-0.10	46.15
KCDGPRT	Type of professional degree	4.04	2.93	0.09	-0.01	12.82
KCERNS	Number of months or terms worked	2.95	1.69	-0.13	-0.04	25.64
KCFAMLN	Parents helping to repay loans	4.56	2.72	0.01	0.03	51.28
KCGPAEST	Estimate of GPA	3.03	1.92	0.06	-0.01	25.64
KCLVA	Drop: academic problems	2.91	2.52	0.08	-0.02	5.13
KCLVB	Drop: scheduling problems	2.91	2.52	0.08	-0.02	5.13
KCLVC	Drop: dissatisfaction with program	2.91	2.52	0.08	-0.02	5.13
KCLVD	Drop: financial reasons	2.91	2.52	0.08	-0.02	5.13
KCLVE	Drop: family responsibilities	2.91	2.52	0.08	-0.02	5.13
KCLVF	Drop: personal reasons	2.91	2.52	0.08	-0.02	5.13
KCLVG	Drop: finished desired classes	2.91	2.52	0.08	-0.02	5.13
KCLVH	Drop: Called for military service	2.91	2.52	0.08	-0.02	5.13
KCLVX	Drop: other	2.91	2.52	0.08	-0.02	5.13
KRELCRS	Job related to coursework	4.19	3.25	-0.10	-0.11	46.15
KCRPYAMT	Monthly payment on education loans	2.19	1.27	-0.08	-0.01	38.46
KCRPYST	Currently repaying any education loans	2.34	1.34	-0.08	-0.02	35.90
KCTOTERN	Total earnings	1.15	0.60	-0.09	-0.01	28.21
KCUGOWE	Amount owed for undergrad education	2.21	1.40	-0.08	-0.02	35.90
KCWKSWK	Proportion of weeks worked while enrolled	1.56	0.96	-0.09	#	33.33
KDAD	Job placement: advertisement	2.05	1.72	-0.01	0.01	20.51
KDCONCER	Degree required: certificate	1.96	1.55	-0.01	0.02	20.51
KDCONDEG	Degree required: bachelor's or associate's	1.96	1.55	-0.01	0.02	20.51
KDCONLIC	Degree required: license	1.96	1.55	-0.01	0.02	20.51
KDCONNON	Degree required: none	1.96	1.55	-0.01	0.02	20.51
KDCURTYP	Type of employer	2.18	1.77	-0.01	0.02	23.08
KDEARNT	Time frame for earnings	1.79	1.25	#	0.02	23.08
KDEMPBEN	Employer offers health insurance	2.28	1.81	-0.01	0.03	23.08
KDERNAMT	Amount earned from job	1.82	1.43	#	0.02	17.95
KDFIRSTJ	First job after leaving most recent school	2.14	1.73	-0.01	0.02	17.95
KDHOURLS	Hours worked weekly	2.10	1.70	-0.01	0.02	17.95
KDINTERN	Had an internship or practicum	2.15	1.75	-0.01	0.03	17.95
KDLICT2	License/certification code - general	2.42	2.14	-0.01	-0.02	18.92
KDLICT4	Type of license/certificate required for job - specific	2.57	2.00	-0.01	-0.03	21.62
KDNETWRK	Job placement: network	2.05	1.72	-0.01	0.01	20.51
KDNUMOUT	Number of periods of unemployment	1.41	1.10	-0.01	0.01	17.95
KDPLCOTH	Job placement: other	2.05	1.72	-0.01	0.01	20.51
KDPRGCRT	Took classes toward certificate	2.37	1.96	#	-0.02	18.92
KDRELCAR	Job related to career goals	2.14	1.72	-0.01	0.02	17.95
KDRELCRS	Job related to coursework	4.34	3.66	0.05	0.06	27.03
KDRELMAJ	Job related to major	2.01	1.30	#	0.01	15.38
KDRESUME	Job placement: resume	2.05	1.72	-0.01	0.01	20.51
KDSHELP	Job placement: school assistance	2.05	1.72	-0.01	0.01	20.51
KDSEARCH	Looking for a job	1.57	1.07	0.01	#	10.26
KDSIMJOB	Held same or similar job	2.12	1.56	-0.01	0.03	17.95

See notes at end of table.

Table J-13. Summary of item nonresponse bias analysis for all students: 2006—Continued

Variable	Variable label	Mean estimated bias	Median estimated bias	Mean relative bias	Median relative bias	Percent significant bias
KDTOTERN	Total earnings	1.76	1.18	#	0.02	23.08
KDUNTIM	Longest period of unemployment	2.64	2.17	0.01	#	27.03
KDWOTR	Job attainment through training	2.12	1.74	-0.01	0.03	17.95
KECARAMT	Car payment amount	1.89	0.95	-0.08	#	30.77
KECHILD	Received: child support	4.25	3.30	-0.01	-0.05	53.85
KECRDBAL	Balance due on all credit cards	1.76	0.98	-0.08	0.01	25.64
KEDAGE	Age of youngest dependent child	3.40	2.35	-0.05	-0.03	48.72
KEDISAB	Received: disability payments	4.23	3.30	-0.01	-0.05	53.85
KEFEMA	Received: FEMA Disaster Assistance	4.28	3.35	-0.01	-0.05	53.85
KEHISA	Hispanic type: Cuban descent	1.70	1.25	-0.02	-0.03	29.73
KEHISB	Hispanic type: Mexican, Mexican-American, or Chicano	1.70	1.25	-0.02	-0.03	29.73
KEHISC	Hispanic type: Puerto Rican	1.70	1.25	-0.02	-0.03	29.73
KEHISD	Hispanic type: other Spanish/Latino origin	1.70	1.25	-0.02	-0.03	29.73
KEHRPLA	hurricane impact: transferred temporarily	4.91	2.30	-0.15	-0.07	20.51
KEHRPLB	hurricane impact: transferred permanently	4.91	2.30	-0.15	-0.07	20.51
KEHRPLC	hurricane impact: took classes on-line	4.91	2.30	-0.15	-0.07	20.51
KEHRPLD	hurricane impact: delayed enrollment	4.91	2.30	-0.15	-0.07	20.51
KEHRPLE	hurricane impact: dropped out	4.91	2.30	-0.15	-0.07	20.51
KEHRPLF	hurricane impact: other	4.91	2.30	-0.15	-0.07	20.51
KEINCSP	Spouse's earnings in 2005	3.12	2.70	-0.05	-0.01	46.15
KEMTGAMT	Monthly rent or mortgage payment amount	1.23	0.76	-0.06	-0.01	28.21
KEMTGDK	Monthly rent or mortgage payment amt: don't know	1.29	0.76	-0.06	-0.01	33.33
KEPAYOFF	Payoff or carry credit balance	1.66	1.10	-0.07	-0.01	30.77
KERTSVA	Rate volunteer: career choice	2.75	1.67	-0.11	-0.02	51.28
KERTSVB	Rate volunteer: apply my skills to the real world	2.75	1.67	-0.11	-0.02	51.28
KERTSVC	Rate volunteer: expand skills	2.75	1.67	-0.11	-0.02	51.28
KERTSVD	Rate volunteer: resume	2.75	1.67	-0.11	-0.02	51.28
KERTSVE	Rate volunteer: choice of majors	2.75	1.67	-0.11	-0.02	51.28
KERTSVF	Rate volunteer: compassionate person	2.75	1.67	-0.11	-0.02	51.28
KERTSVG	Rate volunteer: awareness of social issues	2.75	1.67	-0.11	-0.02	51.28
KERTSVH	Rate volunteer: none of the above	2.75	1.67	-0.11	-0.02	51.28
KESCHVA	Why volunteer: class requirement	2.76	1.73	-0.11	-0.01	51.28
KESCHVB	Why volunteer: campus organization	2.76	1.73	-0.11	-0.01	51.28
KESCHVC	Why volunteer: encouraged by friends, family, faculty, etc	2.76	1.73	-0.11	-0.01	51.28
KESCHVD	Why volunteer: expression of my personal beliefs and values	2.76	1.73	-0.11	-0.01	51.28
KESCHVE	Why volunteer: meet new people	2.76	1.73	-0.11	-0.01	51.28
KESCHVF	Why volunteer: develop useful skills	2.76	1.73	-0.11	-0.01	51.28
KESCHVG	Why volunteer: feel good about myself	2.76	1.73	-0.11	-0.01	51.28
KESCHVX	Why volunteer: other	2.76	1.73	-0.11	-0.01	51.28
KESOCSEC	Received: social security benefits	4.28	3.35	-0.01	-0.05	53.85
KESPAMT	Spouse's total student loan amount	3.71	2.36	0.02	-0.03	20.51
KESPCOL	Spouse in college	3.29	2.89	-0.05	-0.01	53.85
KESPLN	Spouse's student loans	3.28	2.99	-0.05	-0.01	48.72
KESPLNPY	Spouse's monthly payment of student loans	3.71	2.67	0.01	-0.01	17.95
KESPLV	Spouse's education level	3.27	2.81	-0.05	-0.01	53.85
KESTMPS	Received: food stamps	4.28	3.35	-0.01	-0.05	53.85
KETANF	Received: TANF	4.28	3.35	-0.01	-0.05	53.85
KETAXTYX	Received: other untaxed benefits	4.29	3.33	-0.01	-0.06	53.85
KEVLHRS	Number of hours volunteered per month	2.96	1.85	-0.11	-0.02	46.15
KEVLONE	One time volunteer event	2.76	1.70	-0.11	-0.01	51.28
KEVLTA	Volunteer: tutoring/education-related	2.75	1.72	-0.11	-0.02	48.72
KEVLTB	Volunteer: other work with kids	2.75	1.72	-0.11	-0.02	48.72
KEVLTC	Volunteer: fundraising (political and nonpolitical)	2.75	1.72	-0.11	-0.02	48.72
KEVLTD	Volunteer: homeless shelter/soup kitchen	2.75	1.72	-0.11	-0.02	48.72
KEVLTE	Volunteer: neighborhood improvement	2.75	1.72	-0.11	-0.02	48.72

See notes at end of table.

Table J-13. Summary of item nonresponse bias analysis for all students: 2006—Continued

Variable	Variable label	Mean estimated bias	Median estimated bias	Mean relative bias	Median relative bias	Percent significant bias
KEVLTF	Volunteer: health services	2.75	1.72	-0.11	-0.02	48.72
KEVLTG	Volunteer: service to the church	2.75	1.72	-0.11	-0.02	48.72
KEVLTX	Volunteer: other	2.75	1.72	-0.11	-0.02	48.72
KEWRKCOMP	Received: worker's compensation	4.28	3.35	-0.01	-0.05	53.85

Rounds to zero.

NOTE: GPA = Grade Point Average. FEMA = Federal Emergency Management Agency. GPA = grade point average. TANF = Temporary Assistance for Needy Families.

SOURCE: U.S. Department of Education, National Center for Education Statistics, 2004/06 Beginning Postsecondary Students Longitudinal Study (BPS:04/06).