

YOUTH & TOBACCO

**Preventing Tobacco Use
Among Young People**

**A Report
of the
Surgeon
General**

Produced by the Department of Health & Human Services
Reprinted by the U.S. Department of Education



Foreword

Smoking kills an estimated 434,000 Americans each year, most of whom began smoking during their adolescence. The key to reducing this enormous death toll and the health consequences that accompany tobacco use, according to public health officials, is preventing young people from starting to use tobacco. Very few people begin to use tobacco as adults; almost all first use has occurred by the time people graduate from high school. By the age of 18, one in three persons is using tobacco.

The earlier young people begin using tobacco, the more heavily they are likely to use it as adults, and the longer potential time they have to be users. Both the duration and the amount of tobacco use are related to eventual chronic health problems.

This publication is adapted from *Preventing Tobacco Use Among Young People: A Report of the Surgeon General* released by the U.S. Department of Health and Human Services in 1994. The excerpts presented here provide important information for educators about the vulnerable ages of 10 through 18 when most users start smoking, chewing, or dipping and become addicted to tobacco. It underscores the seriousness of tobacco use and the relationship of tobacco use to other adolescent problem behaviors.

We appreciate the cooperation of the Office of the Surgeon General in making this report available for distribution by the Department of Education. Copies of the complete document are available for sale by the Superintendent of Documents, U.S. Government Printing Office, Washington, D.C., 20402, S/N 017-001-00491-0.

CONTENTS

Chapter 1: Introduction	5
Chapter 2: Health Consequences of Tobacco Use by Young People	11
Chapter 3: Epidemiology of Tobacco Use Among Young People in the United States	39
Chapter 4: Psychosocial Risk Factors for Initiating Tobacco Use	89
Chapter 5: Efforts to Prevent Tobacco Use Among Young People	115
References	183

Chapter 1

Introduction

Previous Surgeon General's reports on tobacco use and health have largely focused on the epidemiologic, clinical, biologic, and pharmacologic aspects of adult use of tobacco products. This report on *Preventing Tobacco Use Among Young People* provides a more detailed look at adolescence, the time of life when most tobacco users begin, develop, and establish their behavior. Because regular use soon results in addiction to nicotine, this behavior may persist through adulthood, significantly increasing, through the extended years of use, the risk of long-term, severe health consequences.

Despite three decades of explicit health warnings, large numbers of young people continue to take up tobacco; currently, over three million adolescents smoke cigarettes, and over one million adolescent males currently use smokeless tobacco. Clearly, effective interventions are needed to prevent more young people from trying tobacco. To achieve significant long-term reductions in tobacco use and tobacco-related deaths in the United States, we must examine the nature and scope of adolescent tobacco use, consider the social, psychological, and marketing factors that influence young people in their decision to use tobacco products, and evaluate current efforts to prevent young people from becoming users. This report addresses the crucial problems of adolescent tobacco use.

Development of the Report

This report of the Surgeon General was prepared by the Office on Smoking and Health, National Center for Chronic Disease Prevention and Health Promotion, Centers for Disease Control and Prevention, Public Health Service, U.S. Department of Health and Human Services, as part of the department's responsibility, under Public Law 91-222 and Public Law 99-252, to report current information on the health effects of cigarette smoking and smokeless tobacco use to the United States Congress. This report is the first to focus on the problem of tobacco use among young people. Given the continuing onset of use in adolescence and the growing evidence of health consequences associated with early use, the report was seen as both needed and timely.

The current report has been produced through the efforts of experts in the medical, pharmacologic, epidemiologic, developmental, economic, behavioral, legal, and public health aspects of smoking and smokeless tobacco use among young people. Initial manuscripts for the report were prepared by 28 scientists who

were selected for their expertise in specific content areas. This material was consolidated into chapters, each of which underwent peer review. The entire document was reviewed by a number of experts in the field, as well as by institutes and agencies within the U.S. Public Health Service. The final draft of the report was reviewed by the Assistant Secretary for Health and by the Secretary, Department of Health and Human Services.

Several concerns guided the development of this report. The first, which is addressed in Chapter 2, is whether tobacco use is associated with health consequences during the period of adolescence (broadly defined as ages 10 through 18, although research cited in this report varies somewhat in the ages considered adolescent). The long-term health consequences—that is, those that emerge in adulthood—have been the subject of extensive review and are widely acknowledged in the scientific and public literature. The chapter thus focuses on the serious health consequences, as well as the increased risk factors for subsequent health consequences, that are evident early in life among young smokers and smokeless tobacco users. Chapter 3 examines the epidemiologic patterns of tobacco use among the young. National data on trends in adolescent use are analyzed to determine the extent of the current problem, as well as to note changes in patterns of initiation and use. The factors that influence adolescents in their decision to use tobacco are examined in Chapter 4, which considers psychosocial risk factors, and Chapter 5, which examines the influence of tobacco advertising and promotion. The final concern, the focus of Chapter 6, was to assess what has been done—from the individual level to the legislative level—to prevent tobacco use among young people.

Major Conclusions

1. Nearly all first use of tobacco occurs before high school graduation; this finding suggests that if adolescents can be kept tobacco-free, most will never start using tobacco.
2. Most adolescent smokers are addicted to nicotine and report that they want to quit but are unable to do so; they experience relapse rates and withdrawal symptoms similar to those reported by adults.
3. Tobacco is often the first drug used by those young people who use alcohol, marijuana, and other drugs.

4. Adolescents with lower levels of school achievement, with fewer skills to resist pervasive influences to use tobacco, with friends who use tobacco, and with lower self-images are more likely than their peers to use tobacco.
5. Cigarette advertising appears to increase young people's risk of smoking by affecting their perceptions of the pervasiveness, image, and fun of smoking.
6. Communitywide efforts that include tobacco tax increases, enforcement of minors' access laws, youth-oriented mass media campaigns, and school-based tobacco-use prevention programs are successful in reducing adolescent use of tobacco.

Summary

Introduction

The health effects of cigarette smoking have been the subject of intensive investigation since the 1950s. Cigarette smoking is still considered the chief preventable cause of premature disease and death in the United States. As was documented extensively in previous Surgeon General's reports, cigarette smoking has been causally linked to lung cancer and other fatal malignancies, atherosclerosis and coronary heart disease, chronic obstructive pulmonary disease, and other conditions that constitute a wide array of serious health consequences (USDHHS 1989). More recent studies have concluded that passive (or involuntary) smoking can cause disease, including lung cancer, in healthy nonsmokers. In 1986, an advisory committee appointed by the Surgeon General released a special report on the health consequences of smokeless tobacco, concluding that smokeless tobacco use can cause cancer and can lead to nicotine addiction (USDHHS 1986). In the 1988 report, nicotine was designated a highly addictive substance, comparable in its physiological and psychological properties to other addictive substances of abuse (USDHHS 1988).

Considerable evidence indicates that the health problems associated with smoking are a function of the duration (years) and the intensity (amount) of use. The younger one begins to smoke, the more likely one is to be a current smoker as an adult. Earlier onset of cigarette smoking and smokeless tobacco use provides more life-years to use tobacco and thereby increases the potential duration of use and the risk of a range of more serious health consequences. Earlier onset is also associated with heavier use; those who begin to use tobacco as younger adolescents are among the heaviest users in adolescence and adulthood. Heavier users are more likely to experience tobacco-related health problems and are the least likely to quit smoking cigarettes or using smokeless tobacco. Preventing tobacco use among young people is therefore likely to affect both duration and

intensity of total use of tobacco, potentially reducing long-term health consequences significantly.

Health Consequences of Tobacco Use Among Young People

Active smoking by young people is associated with significant health problems during childhood and adolescence and with increased risk factors for health problems in adulthood. Cigarette smoking during adolescence appears to reduce the rate of lung growth and the level of maximum lung function that can be achieved. Young smokers are likely to be less physically fit than young nonsmokers; fitness levels are inversely related to the duration and the intensity of smoking. Adolescent smokers report that they are significantly more likely than their nonsmoking peers to experience shortness of breath, coughing spells, phlegm production, wheezing, and overall diminished physical health. Cigarette smoking during childhood and adolescence poses a clear risk for respiratory symptoms and problems during adolescence; these health problems are risk factors for other chronic conditions in adulthood, including chronic obstructive pulmonary disease.

Cardiovascular disease is the leading cause of death among adults in the United States. Atherosclerosis, however, may begin in childhood and become clinically significant by young adulthood. Cigarette smoking has been shown to be a primary risk factor for coronary heart disease, arteriosclerotic peripheral vascular disease, and stroke. Smoking by children and adolescents is associated with an increased risk of early atherosclerotic lesions and increased risk factor for cardiovascular diseases. These risk factors include increased levels of low-density lipoprotein cholesterol, increased very-low-density lipoprotein cholesterol, increased triglycerides, and reduced levels of

high-density lipoprotein cholesterol. If sustained into adulthood, these patterns significantly increase the risk for early development of cardiovascular disease.

Smokeless tobacco use is associated with health consequences that range from halitosis to severe health problems such as various forms of oral cancer. Use of smokeless tobacco by young people is associated with early indicators of adult health consequences, including periodontal degeneration, soft tissue lesions, and general systemic alterations. Previous reports have documented that smokeless tobacco use is as addictive for young people as it is for adults. Another concern is that smokeless tobacco users are more likely than nonusers to become cigarette smokers.

Among addictive behaviors such as the use of alcohol and other drugs, cigarette smoking is most likely to become established during adolescence. Young people who begin to smoke at an earlier age are more likely than later starters to develop long-term nicotine addiction. Most young people who smoke regularly are already addicted to nicotine, and they experience this addiction in a manner and severity similar to what adult smokers experience. Most adolescent smokers report that they would like to quit smoking and that they have made numerous, usually unsuccessful attempts to quit. Many adolescents say that they intend to quit in the future and yet prove unable to do so. Those who try to quit smoking report withdrawal symptoms similar to those reported by adults. Adolescents are difficult to recruit for formal cessation programs, and when enrolled, are difficult to retain in the programs. Success rates in adolescent cessation programs tend to be quite low, both in absolute terms and relative to control conditions.

Tobacco use is associated with a range of problem behaviors during adolescence. Smokeless tobacco or cigarettes are generally the first drug used by young people in a sequence that can include tobacco, alcohol, marijuana, and hard drugs. This pattern does not imply that tobacco use causes other drug use, but rather that other drug use rarely occurs before the use of tobacco. Still, there are a number of biological, behavioral, and social mechanisms by which the use of one drug may facilitate the use of other drugs, and adolescent tobacco users are substantially more likely to use alcohol and illegal drugs than are nonusers. Cigarette smokers are also more likely to get into fights, carry weapons, attempt suicide, and engage in high-risk sexual behaviors. These problem behaviors can be considered a syndrome, since involvement in one behavior increases the risk for involvement in others. Delaying or preventing the use of tobacco may have implications for delaying or preventing these other behaviors as well.

The Epidemiology of Tobacco Use Among Young People

Overall, about one-third of high-school-aged adolescents in the United States smoke or use smokeless tobacco. Smoking prevalence among U.S. adolescents declined sharply in the 1970s, but this decline slowed significantly in the 1980s, particularly among white males. Although female adolescents during the 1980s were more likely than male adolescents to smoke, female and male adolescents are now equally likely to smoke. Male adolescents are substantially more likely than females to use smokeless tobacco products; about 20 percent of high school males report current use, whereas only about 1 percent of females do. White adolescents are more likely to smoke and to use smokeless tobacco than are black and Hispanic adolescents.

Sociodemographic, environmental, behavioral, and personal factors can encourage the onset of tobacco use among adolescents. Young people from families with lower socioeconomic status, including those adolescents living in single-parent homes, are at increased risk of initiating smoking. Among environmental factors, peer influence seems to be particularly potent in the early stages of tobacco use; the first tries of cigarettes and smokeless tobacco occur most often with peers, and the peer group may subsequently provide expectations, reinforcement, and cues for experimentation. Parental tobacco use does not appear to be as compelling a risk factor as peer use; on the other hand, parents may exert a positive influence by disapproving of smoking, being involved in children's free time, discussing health matters with children, and encouraging children's academic achievement and school involvement.

How adolescents perceive their social environment may be a stronger influence on behavior than the actual environment. For example, adolescents consistently overestimate the number of young people and adults who smoke. Those with the highest overestimates are more likely to become smokers than are those with more accurate perceptions. Similarly, those who perceive that cigarettes are easily accessible and generally available are more likely to begin smoking than are those who perceive more difficulty in obtaining cigarettes.

Behavioral factors figure heavily during adolescence, a period of multiple transitions to physical maturation, to a coherent sense of self, and to emotional independence. Adolescents are thus particularly vulnerable to a range of hazardous behaviors and activities, including tobacco use, that may seem to assist in these transitions. Young people who report that smoking serves positive functions or is potentially useful are at increased risk for smoking. These functions are associated with

bonding with peers, being independent and mature, and having a positive social image. Since reports from adolescents who begin to smoke indicate that they have lower self-esteem and lower self-images than their non-smoking peers, smoking can become a self-enhancement mechanism. Similarly, not having the confidence to be able to resist peer offers of tobacco seems to be an important risk factor for initiation. Intentions to use tobacco and actual experimentation also strongly predict subsequent regular use.

The positive functions that many young people attribute to smoking are the same functions advanced in most cigarette advertising. Young people are a strategically important market for the tobacco industry. Since most smokers try their first cigarette before age 18, young people are the chief source of new consumers for the tobacco industry, which each year must replace the many consumers who quit smoking and the many who die from smoking-related diseases. Despite restrictions on tobacco marketing, children and adolescents continue to be exposed to cigarette advertising and promotional activities, and young people report considerable familiarity with many cigarette advertisements. In the past, this exposure was accomplished by radio and television programs sponsored by the cigarette industry. Barred since 1971 from using broadcast media, the tobacco industry increasingly relies on promotional activities, including sponsorship of sports events and public entertainment, outdoor billboards, point-of-purchase displays, and the distribution of specialty items that appeal to the young. Cigarette advertisements in the print media persist; these messages have become increasingly less informational, replacing words with images to portray the attractiveness and function of smoking. Cigarette advertising frequently uses human models or human-like cartoon characters to display images of youthful activities, independence, healthfulness, and adventure-seeking. In presenting attractive images of smokers, cigarette advertisements appear to stimulate some adolescents who have relatively low self-images to adopt smoking as a way to improve their own self-image. Cigarette advertising also appears to affect adolescents' perceptions of the pervasiveness of smoking, images of smokers, and the function of smoking. Since these perceptions are psychosocial risk factors for the initiation of smoking, cigarette advertising appears to increase young people's risk of smoking.

Efforts to Prevent the Onset of Tobacco Use

Most of the U.S. public strongly favors policies that might prevent tobacco use among young people. These policies include mandated tobacco education in schools, a complete ban on smoking by anyone on school grounds,

further restrictions on tobacco advertising and promotional activities, stronger prohibitions on the sale of tobacco products to minors, and increases in earmarked taxes on tobacco products. Interventions to prevent initiation among young people—even actions that involve restrictions on adult smoking or increased taxes—have received strong support among smoking and nonsmoking adults.

Numerous research studies over the past 15 years suggest that organized interventions can help prevent the onset of smoking and smokeless tobacco use. School-based smoking-prevention programs, based on a model of identifying social influences on smoking and providing skills to resist those influences, have demonstrated consistent and significant reductions in adolescent smoking prevalence; these program effects have lasted one to three years. Programs to prevent smokeless tobacco use have used a similar model to achieve modest reductions in initiation of use. The effectiveness of these school-based programs appears to be enhanced and sustained, at least until high school graduation, by adding coordinated communitywide programs that involve parents, youth-oriented mass media and counteradvertising, community organizations, or other elements of adolescents' social environments.

A crucial element of prevention is access: adolescents should not be able to purchase tobacco products in their communities. Active enforcement of age-at-sale policies by public officials and community members appears necessary to prevent minors' access to tobacco. Communities that have adopted tighter restrictions have achieved reductions in purchases by minors. At the state and national levels, price increases have significantly reduced cigarette smoking; the young have been at least as responsive as adults to these price changes. Maintaining higher real prices of cigarettes provides a barrier to adolescent tobacco use but depends on further tax increases to offset the effects of inflation. The results of this review thus suggest that a coordinated, multicomponent campaign involving policy changes, taxation, mass media, and behavioral education can effectively reduce the onset of tobacco use among adolescents.

Summary

Smoking and smokeless tobacco use are almost always initiated and established in adolescence. Besides its long-term effects on adults, tobacco use produces specific health problems for adolescents. Since nicotine addiction also occurs during adolescence, adolescent tobacco users are likely to become adult tobacco users. Smoking and smokeless tobacco use are associated with other problem behaviors and occur early in the sequence of these behaviors. The outcomes of adolescent smoking

and smokeless tobacco use continue to be of great public health importance, since one out of three U.S. adolescents uses tobacco by age 18. The social environment of adolescents, including the functions, meanings, and images of smoking that are conveyed through cigarette advertising, sets the stage for adolescents to begin using tobacco. As tobacco products are available and as peers begin to try them, these factors become personalized and

relevant, and tobacco use may begin. This process most affects adolescents who, compared with their peers, have lower self-esteem and self-images, are less involved with school and academic achievement, have fewer skills to resist the offers of peers, and come from homes with lower socioeconomic status. Tobacco-use prevention programs that target the larger social environment of adolescents are both efficacious and warranted.

References

US DEPARTMENT OF HEALTH AND HUMAN SERVICES. *The health consequences of using smokeless tobacco. A report of the advisory committee to the Surgeon General.* US Department of Health and Human Services, Public Health Services, National Institutes of Health. NIH Publication No. 86-2874, 1986.

US DEPARTMENT OF HEALTH AND HUMAN SERVICES. *The health consequences of smoking: nicotine addiction. A report of the Surgeon General, 1988.* US Department of Health and Human Services, Public Health Service, Centers for Disease Control, Center for Health Promotion and Education, Office on Smoking and Health. DHHS Publication No. (CDC) 88-8406, 1988.

US DEPARTMENT OF HEALTH AND HUMAN SERVICES. *Reducing the health consequences of smoking: 25 years of progress. A report of the Surgeon General.* US Department of Health and Human Services, Public Health Service, Centers for Disease Control, Center for Chronic Disease Prevention and Health Promotion, Office on Smoking and Health. DHHS Publication No. (CDC) 89-8411, 1989.

Chapter 2: The Health Consequences of Tobacco Use by Young People

Introduction

The health consequences of tobacco use among adults have been reviewed extensively in previous Surgeon General's reports (Public Health Service [PHS] 1964; U.S. Department of Health and Human Services [USDHHS] 1986b, 1989). Among young people, the short-term health consequences of smoking include respiratory and nonrespiratory effects, addiction to a toxic substance (nicotine), and the associated risk of other

drug use. Long-term health consequences of adolescent smoking may be seen in the association between early onset of tobacco use and future (adult) smoking, with concomitant health consequences. Passive (also called "involuntary") smoking during adolescence is also associated with harmful respiratory and nonrespiratory effects. Lastly, the use of smokeless tobacco poses serious health consequences to young people.

Health Consequences of Smoking Among Young People

Introduction

The health effects of cigarette smoking have been the subject of intensive investigation since the 1950s. Extensive evidence, documented in numerous reports of the Surgeon General, has causally linked cigarette smoking to a wide array of health outcomes that extend from annoying symptoms to fatal malignancies (USDHHS 1989). Until recently, this research was largely directed at the effects of smoking on adults. As is discussed in Chapter 3 (see "Age or Grade When Smoking Begins"), the onset and development of cigarette use occur primarily during adolescence (USDHHS 1989); the health consequences of smoking among young people thus have great public health significance. In recent years, investigations of the health effects in school-age youth have reported sufficient data to support conclusions about adverse effects of smoking during childhood and adolescence.

Most of the evidence reviewed here is gathered from epidemiologic studies of young people ranging from 10 through 20 years old. Selected studies that relate to older age groups, yet are relevant to young people, are also included. Emphasis is placed on the respiratory effects of smoking, for which the evidence is abundant. Data on smoking and cardiovascular risk factors and atherogenesis are also addressed, as are the adult health implications of starting to smoke during childhood.

Overview of the Toxicology of Tobacco Smoke

Cigarette smoke is a complex mixture of organic and inorganic compounds generated by the combustion of tobacco and additives. Current knowledge about the

physicochemical nature of tobacco smoke is well described in earlier Surgeon General's reports (PHS 1964; USDHHS 1981, 1989). Thousands of individual compounds have been isolated in cigarette smoke, including pharmacologically active agents (e.g., nicotine), toxic agents (e.g., carbon monoxide, hydrogen cyanide, and acrolein), and mutagens and carcinogens (e.g., polycyclic aromatic hydrocarbons).

Cigarette smoke is further classified as mainstream smoke (MS), the smoke drawn through the mouthpiece of the cigarette, and sidestream smoke (SS), the smoke given off by smoldering tobacco between puffs and the smoke diffusing through the cigarette paper and escaping from the burning cone during puffing. Because of the differing combustion conditions under which MS and SS are generated, their chemical compositions differ; in particular, undiluted SS tends to have higher concentrations of many toxic and tumorigenic agents (USDHHS 1986a, 1989). The quantitative yields of tar (the material deposited in a filter as MS is being drawn), nicotine, and carbon monoxide from cigarettes can be assessed by using a smoking machine standardized to a particular pattern of puffing (USDHHS 1989).

Passive smoking refers to nonsmokers' inhalation of tobacco smoke. The term "environmental tobacco smoke" (ETS) is now widely used to refer to the mixture of predominantly SS and exhaled MS that is inhaled by the passive smoker. Passive smoking was the subject of the 1986 Surgeon General's report (USDHHS 1986a); that report reviews in detail the components of ETS, as did a contemporaneously prepared report of the National Research Council (1986). In 1991, the National Institute for Occupational Safety and Health recommended that ETS be regarded as a potential occupational carcinogen and

that exposures to ETS be reduced to the lowest feasible concentration (USDHHS 1991b). A recent monograph by Guerin, Jenkins, and Tomkins (1992) updates and extends these earlier reviews. The U.S. Environmental Protection Agency (USEPA) also recently reviewed the evidence on involuntary smoking and respiratory health (USEPA 1992). These and other health consequences of passive smoking are discussed later in this chapter.

Many of the components of SS and MS have been identified in ETS. On the other hand, ETS is an inherently dynamic mixture that changes in physical and chemical characteristics as it ages and reacts with other pollutants in indoor air and with surfaces (USDHHS 1986a; Guerin, Jenkins, Tomkins 1992). The 1986 Surgeon General's report concluded, however, that ETS was sufficiently close to MS and SS to permit generalization of the evidence on the health consequences of active smoking to passive smoking (USDHHS 1986a).

The human body is most susceptible to these health consequences along cigarette smoke's path of ingress through the respiratory tract. The respiratory tract includes the upper airway (nose, oropharynx, and larynx) and the lung (airways and the parenchyma). The airways are lined by an epithelium that varies in form and function at different levels of the respiratory tract. The parenchyma includes the alveoli pulmonis (the delicate gas-exchanging surface of the lung) and the interstitium (the location of the blood and lymphatic vessels and of the lung's supporting connective tissue).

The effects of active¹ cigarette smoking on these structures of the lung and on many physiological functions of the lung have been extensively studied (USDHHS 1984, 1990; Bates 1989). Changes in lung physiology attributable to smoking include the weakening of an individual's defenses against infectious organisms and inhaled particles and gases, changes in the numbers and types of cells present within the lung, and the activation of potentially damaging proteolytic enzymes and the inactivation of the proteins that inhibit them. Many of these effects of smoking have been demonstrated in young adult smokers who have served as volunteer research subjects (USDHHS 1984).

The effects of smoking on lung structure and function have been demonstrated repeatedly in young adult smokers (USDHHS 1984; Bates 1989). Studies using spirometry, tests of small airway function, and lung volume measurements have shown a higher frequency of abnormalities in smokers than nonsmokers (USDHHS 1984; Bates 1989). Effects of smoking on lung structure, particularly the small airways, have been found in smokers in their mid-twenties. Niewoehner, Kleinerman, and

Rice (1974) examined peripheral airways of 20 nonsmokers and 19 smokers who had died from nonrespiratory causes at an average age of 25. A characteristic lesion, termed "respiratory bronchiolitis," was found in all 19 of the smokers but in only 5 of the nonsmokers. The affected small airways of the smokers demonstrated an inflammatory process consisting of aggregates of pigment-containing macrophages with edema, fibrosis, and epithelial hyperplasia in adjacent bronchioles and alveoli.

These observations on the effects of smoking in young people are consistent with current concepts of pathogenesis and natural history in adult smokers (USDHHS 1984, 1990). Severe chronic airflow obstruction, sufficient to result in a clinical diagnosis of chronic obstructive pulmonary disease (COPD), follows sustained smoking and lung injury with progressive loss of respiratory function through adulthood. In smokers who develop COPD, decline of lung function at a rate well beyond that associated with aging alone eventually leads to impairment. Changes in lung function can be demonstrated in young adult smokers; these losses are consistent with the histopathologic evidence that the small airways of young smokers are damaged (USDHHS 1984).

Epidemiologic Evidence of Respiratory Effects

Respiratory Symptoms

The cardinal symptoms of respiratory tract injury and disease are cough, sputum production, wheezing and dyspnea (or shortness of breath). In epidemiologic studies of respiratory diseases, symptoms are usually discovered through responses to a standardized questionnaire (Samet 1978). In adults, the occurrence of cough and phlegm is causally associated with cigarette smoking; the frequency of the symptoms rises with the number of cigarettes smoked per day (USDHHS 1984). In some studies, wheezing is also more frequent in adult smokers than in adults who have never smoked (Schenker, Samet, Speizer 1982). The frequency of dyspnea rises as the extent of smoking-related impairment of lung function increases (Samet 1978).

Questionnaire-based epidemiologic studies of children and adolescents document that smoking is also a cause of respiratory symptoms in preteen and teenage regular smokers (those who smoke at least weekly). Studies conducted from the 1960s through the 1980s involving thousands of children provide consistent evidence that smoking is associated with the occurrence of cough and phlegm (Table 1; see Table 31 in Chapter 3 for additional data). In several studies, smoking also increased the frequency of wheezing and dyspnea. These associations have been found in studies conducted in th

¹Unless otherwise indicated, "smoking" will hence refer to active smoking.

United States, the United Kingdom, New Zealand, and Scandinavia and at levels of smoking as low as one cigarette per week.

In one of the first studies on smoking and respiratory symptoms in children, Holland and Elliott (1968) administered a questionnaire concerning respiratory symptoms and cigarette smoking to all children in schools in four areas of southeast England. Smoking education was then provided to half of the schools, and the questionnaire was readministered one year later. Although the intervention had no effect on the prevalence of smoking, the study documented that smoking in childhood was associated with cough and phlegm and that these symptoms were reduced in those who had stopped smoking.

Many later studies continued to show that smoking increased the frequency of respiratory symptoms in children and adolescents. In the United States, research with high school students (Addington et al. 1970; Seely, Zuskin, Bouhuys 1971; Rush 1974) and college students (Peters and Ferris 1967) provided early evidence of adverse effects of smoking on young smokers. Large studies of schoolchildren (including preteens) in the United Kingdom showed that symptom rates were increased by smoking. Bewley, Halil, and Snaith (1973) reported that the frequency of cough was increased in boys and girls no older than 11.5 years who reported smoking at least one cigarette per week. Other studies in the United Kingdom and the United States found further evidence of the effects of smoking on symptom frequency in children of similar ages (Bewley and Bland 1976; Charlton 1984; see Table 31 in Chapter 3).

The health effects of smoking among adolescents may be confounded by a history of passive smoking if the parents of an adolescent smoker also smoke. However, in a study of 5,835 secondary schoolchildren in Derbyshire (United Kingdom), students who smoked at least one cigarette per week persisted in having an increased risk for cough and dyspnea even after parental smoking was taken into account (Bland et al. 1978).

Control for other potential confounding or mediating factors varies among the investigations. Residence location, a surrogate for exposure to ambient air pollution, was considered in several of the studies (Bewley, Halil, Snaith 1973; Bewley and Bland 1976), and a study of 20-year-olds (Colley, Douglas, Reid 1973) controlled for socioeconomic status.

Lung Function

Numerous cross-sectional studies of adults have shown that cigarette smokers have a lower level of lung function, as assessed by tests of lung mechanics and gas exchange, than persons who have never smoked

(USDHHS 1984; Bates 1989). Longitudinal studies show that smoking speeds the age-related decline of lung function. The most abundant evidence describes changes in lung function as assessed by spirometry, or the measure of the volume of air entering and leaving the lungs. One measure of scientific and clinical interest obtained through spirometry is the forced expiratory volume in one second (FEV_1), the volume of air blown out during the first second of the forced vital capacity maneuver. FEV_1 increases with lung growth and development during childhood, and rises even more steeply with the growth spurt of adolescence (Tager et al. 1988; Sherrill et al. 1992). In persons who have never smoked, FEV_1 begins to decline from a maximum at some time during the third or fourth decades of life (Beck, Doyle, Schachter 1982; Tager et al. 1988). In smokers, the age-related decline commences at a younger age and proceeds at a steeper average rate (Beck, Doyle, Schachter 1982; USDHHS 1984; Tager et al. 1988). When people stop smoking, their average decline gradually returns to the rate observed in those who never smoked (USDHHS 1990).

Cross-sectional and longitudinal data show that smoking also adversely affects lung function in children and adolescents (Table 2). The evidence comes principally from spirometry studies of high school students, although one of the first studies to show reduced lung function in young people involved college seniors (Peters and Ferris 1967). In these studies, impaired lung function has been primarily indicated through reduced flow rates after 50 percent or more of the vital capacity has been exhaled. This effort-independent, latter portion of the flow-volume loop is sensitive to abnormalities of the lung's small airways and the lung parenchyma (Bates 1989). Several studies have also found that smokers have a reduced peak expiratory flow rate (PEFR) (Table 2). This effort-dependent portion of the flow-volume loop is more sensitive to abnormal function of the lung's larger airways than of its small airways (Bates 1989).

Among the first researchers to study smoking among younger people were Peters and Ferris (1967), who obtained spirometric and peak-flow data from 124 Harvard College seniors. Smokers had lower (although not significantly) FEV_1 than persons who had never smoked. Spirometric flow rates and PEFR were significantly lower in the smokers. In an early study involving high school students, Seely, Zuskin, and Bouhuys (1971) found evidence of abnormal function of the small airways in both boys and girls who smoked. Subsequent cross-sectional studies of teenagers have tended to confirm that smokers have reduced lung function, as assessed by spirometry or PEFR measurement.

More recent, longitudinal data show that smoking reduces the rate of lung growth, as would be anticipated

Table 1. Published studies of the effects of smoking on respiratory symptoms among young people, various countries, 1965-1983

Reference*	Location/year	Study population
Peters and Ferris 1967	Massachusetts, 1965	124 Harvard College seniors
Holland and Elliott 1968	England, 1965-1966	9,786 13- and 14-year-olds in 1965; 9,433 in 1966
Addington et al. 1970	Oklahoma [§]	557 high school students, (grades 9-12) aged 13-19 years
Seeley, Zuskin, Bouhuys 1971	Connecticut [§]	195 male and 170 female high school students aged 15-19 years
Bewley, Halil, Snaith 1973	England, 1971	8,682 schoolchildren aged 10 and 11 years
Colley, Douglas, Reid 1973	United Kingdom, 1966	3,899 persons aged 20 years sampled from 1946 birth cohort study
Rush 1974	New York, 1968	12,595 high school students aged 13-18 years

*Listed chronologically by publication date.

[§]Year not provided.

Symptoms	Prevalence (%) by smoking status	
	Never smoker	Smoker [†]
Phlegm ≥ 3 months/yr	2.4	26.5 [‡]
Breathlessness	2.4	20.5 [‡]
Wheezing (apart from colds)	7.3	31.3 [‡]
Colds go to chest	4.9	31.3 [‡]

General findings: Increased cough and phlegm in smokers of ≥ 1 cig/week versus never smokers. Dose-response evident. Prevalence of cough and phlegm dropped among smokers who quit smoking between 1965 and 1966.

	Never smoker	Smoker [†]
Daily cough ≥ 3 months	4	10
Daily phlegm ≥ 3 months	3	9
Dyspnea when hurrying	16	30
Chest cold for 1 week	22	30
Wheezing or asthma	12	13

	Number of cigarettes smoked per day				
	0	< 1	1-10	11-20	> 20
Cough	1.0	5.8	18.1	27.8	64.7
Phlegm	1.3	5.8	19.4	31.9	58.8
Shortness of breath	1.3	13.5	13.5	36.1	58.8

	Never smoker	Smoker [‡]
Morning cough		
Boys	5.4	18.2
Girls	5.9	19.8
Cough 3 months		
Boys	3.8	15.4
Girls	3.5	12.1

	Never smoker	Ex-smoker	Present smoker
Cough (day or night in winter)			
Boys	1.2	7.1	13.9
Girls	6.5	10.5	16.0

Cough ≥ 3 months/yr [†]	Nonsmoker	Ex-smoker	Smoker		
			Number of cigarettes smoked per day		
			≤ 1-9	10-14	≥ 15
Boys	2.9	4.5	9.2	16.2	29.0
Girls	4.4	6.0	12.0	23.1	35.9

[†]At least one cigarette daily for the past year.

[‡]p < 0.01.

[§]Smoking at least one cigarette weekly. Percentages combine data reported separately in authors' Table 4 for urban and rural children.

[¶]For white children only.

Table 1. Continued

Reference	Location/year	Study population
Stanhope and Prior 1975	New Zealand, 1972	Maori and European high school students aged 13–15 years
Bewley and Bland 1976	England, 1971	5,355 schoolchildren aged 10–12 years
Bland et al. 1978	England, 1974	5,835 schoolchildren; first-year level in secondary school
Weiss et al. 1980	Massachusetts, 1975	650 children aged 5–9 years, population sample
Kujala 1981	Finland, 1976	1,075 male military recruits, mean age = 20 years
Charlton 1984	England, 1982	15,709 students aged 8–19 years
Adams et al. 1984	England, 1975–1979	405 secondary schoolchildren
Rimpela and Rimpela 1985	Finland, 1983	4,279 16- and 17-year-olds in a national sample
Oechsli, Seltzer, van den Berg 1987	California, 1977–1979	1,445 children in a cohort study

**Smoking at least one cigarette weekly. Percentages combine data reported separately in authors' Table V for urban and rural children.

*RR = Relative risk for children smoking \geq one cigarette weekly versus children who had never smoked, adjusted for parental smoking.

#Smoking at least one cigarette weekly.

Symptoms **Prevalence (%) by smoking status**

General finding: Cough grade, phlegm grade, and loose cough sign significantly associated with smoking.

	Never smoker	Smoker**	RR**
Morning cough			
Boys	8.3	16.3	5.9
Girls	8.5	28.6	6.8
Cough 3 months			
Boys	7.2	13.4	2.4
Girls	6.0	10.7	2.6

	Never smoker	Smoker**	RR**
Morning cough			
Boys	3.1	19.2	5.9
Girls	1.8	13.5	6.8
Cough day or night			
Boys	20.4	46.5	2.4
Girls	18.5	47.3	2.6
Breathlessness			
Boys	11.8	34.9	2.9
Girls	16.5	39.2	2.3

General findings: Persistent wheezing reported for 13.8% of ever smokers and 9.7% of never smokers; difference not significant.

	Nonsmoker ^{ΔΔ}	Ex-smoker ^{††}	Smoker ^{***}
Cough all day	1	2	8
Phlegm all day	1	1	7
Wheezing	5	13	22

	Number of cigarettes smoked per day		
	0	1-6	> 6
Frequent cough			
Boys			
Age 11-13	23	32	42
Age ≥ 14	9	16	29
Girls			
Age 11-13	19	34	49
Age ≥ 14	9	18	32

General findings: Increased risk of cough, dyspnea, and phlegm.

	Never smoker	Low-tar smoker ^{†††}	Medium-tar smoker ^{‡‡‡}
Morning phlegm	2.7	7.6	11.4
Morning cough	6.3	20.7	20.5
Phlegm day or night	5.2	13.8	13.2
Cough day or night	19.1	43.9	40.6

General findings: Starting smoking associated with bronchitis and pneumonia.

*RR = Relative risk for children smoking at least one cigarette weekly versus children who had never smoked.
^{ΔΔ}Nonsmoker = Never smoking and smoking not more than one cigarette daily for ≤ one year.
^{††}Ex-smoker = Smoking one month or more before date of the interview.
^{***}Smoker = Smoking ≥ 1g of tobacco daily; one cigarette was estimated to contain 1g of tobacco.
^{†††}Smoking daily, cigarettes < 10mg of tar.
^{‡‡‡}Smoking daily, cigarettes 10-18mg of tar.

Table 2. Published studies of the effects of smoking on lung function among young people, various countries, 1965–1981

Reference*	Location/year	Study population	Findings [†]	Comment
Peters and Ferris 1967	Massachusetts, 1965	124 Harvard College seniors	Significant reduction in spirometric flow rates when comparing NS with persons smoking a pack a day for four years during college; dose response with amount smoked.	Age distribution not given, non-significant reduction for FEV ₁ .
Addington et al. 1970	Oklahoma [‡]	140 male and 417 female high school students aged 13–19 years (grades 9–12)	No significant difference in VC and FEV ₁ when comparing NS with smokers of ≥ 1 cig/day for last year.	Age distribution not given; no adjustment for height in analysis of spirometric data.
Seely, Zuskin, Bouhuys 1971	Connecticut [‡]	195 male and 170 female high school students aged 15–19 years	From MEFV curves, V ₅₀ and V ₇₅ significantly reduced in boys smoking > 15 cigs/day and girls smoking > 10 cigs/day, when compared with NS.	Age distribution not given, non-significant reduction for FEV ₁ .
Lim 1973	Nebraska [‡]	50 male and 50 female high school students aged 15–18 years	No significant difference in FEV ₁ and FVC when comparing NS with smokers of ≥ 10 cigs/day for 1 year; 10 of 50 smokers abnormal by partial MEFV curves.	None
Comstock and Rust 1973	Nationwide, 1970–1971	3,409 U.S. Navy recruits, median age = 19 years	PEFR lower in smokers (99.5% predicted) than in nonsmokers (100.7% predicted).	No definition of smoker, nonsmoker; tests of statistical significance not provided.

*Listed chronologically by publication date.

[†]NS = never smoker; FEV₁ = forced expiratory volume in one second; VC = vital capacity; MEFV = maximal expiratory flow volume; V₅₀ = flow rate at 50% of vital capacity; V₇₅ = flow rate after exhalation of 75% of vital capacity; FVC = forced vital capacity; PEFR = peak expiratory flow rate; FEF₂₅₋₇₅ = forced expiratory flow from 25% to 75% of FVC.

[‡]Year not provided.

Table 2. Continued

Reference	Location/year	Study population	Findings [†]	Comment
Backhouse 1975	United Kingdom [‡]	195 boys at a detention center, mean age = 18 years	PEFR on arrival dropped significantly with daily smoking amount; significant improvement during 8-week stay while unable to smoke	None
Walter, Nancy, Collier 1979	India [‡]	102 male medical students aged 19-21 years	Significantly lower PEFR and spirometric flows when comparing NS with smokers of > 10,000 cigarettes per lifetime	Values for smokers of ≤ 10,000 cigarettes were between those of nonsmokers and heavy smokers
Woolcock et al. 1979	Australia, 1971-1980	10,898 school children, mean ages = 8.9 years for primary school and 12.6 years for high school groups	No overall effect of smoking on spirometric values in 1974 data; decreased lung growth in smoking boys who had had bronchitis before age 2 years.	See text for review of longitudinal findings.
Weiss et al. 1980	Massachusetts, 1975	650 children aged 5-9 years, population sample	Smoking not associated with FEF ₂₅₋₇₅	Only 58 children reported ever smoking; see text for longitudinal findings
Kujala 1981	Finland, 1976	1,075 male military recruits, mean age = 20 years	Significantly reduced FEV ₁ and spirometric flows when comparing NS with smokers at interview.	None
Spinaci et al. 1985	Italy, 1980-1981	1,266 male and 1,119 female 6th graders, mean age = 11 years	Smoking negatively associated with FEF ₂₅₋₇₅ and V ₅₀	Definition for smoking not given; lung function data not provided.

from the findings from cross-sectional studies. Beck, Doyle, and Schachter (1982) examined white residents of Lebanon, Connecticut, in 1972 and 1978. Among male and female subjects aged 15 through 24 in 1972, smoking had reduced the increment of FEV_1 during the six-year follow-up interval.

In a 10-year study in Sydney, Australia, Woolcock et al. (1984) periodically measured lung function in an initial cohort of 11,497 schoolchildren. Two groups of children were included: a younger cohort that was 8.9 years of age on average at enrollment and an older cohort aged 12.6 years on average at enrollment. The investigators followed up the cohort annually, measuring respiratory function and assessing symptoms, illnesses, and smoking. A small number of children were studied more intensively with the single-breath nitrogen test. The effect of smoking was examined only in the older cohort. Cross-sectional assessment of these data showed that at 50 percent of vital capacity, smokers tended to have lower maximal expiratory flow than nonsmokers. For example, adolescents who smoked at least 10 cigarettes per week had about a 5 percent lower expiratory flow rate than nonsmokers. The investigators concluded that abnormalities attributable to smoking were found in adolescents as young as age 14 and as soon as one year after beginning to smoke at least 10 cigarettes per week. They also concluded that smoking was more harmful for children and adolescents who had a history of respiratory illness, particularly asthma.

A cohort study of children in East Boston, Massachusetts, has been informative on the effects of passive and active smoking on lung function (Tager et al. 1979, 1983, 1985, 1988). In 1974, the study enrolled a cohort of children aged five through nine who were sampled from schools in East Boston. The families of these children were then invited to participate in the initial survey and in periodic follow-up examinations that included a respiratory questionnaire and spirometry.

Several relevant longitudinal analyses of the East Boston data have been reported (Tager et al. 1985, 1987, 1988). Using data from the first seven follow-up examinations, Tager et al. (1985) described the effect of smoking on the growth rates of FEV_1 and on forced expiratory flow (FEF) from 25 to 75 percent of forced vital capacity (FEF_{25-75}) in a group of 669 subjects aged 5 through 19 years at enrollment. Using a Markov-type autoregressive model, researchers found significant effects of smoking on both measures of lung function. The model predicted that a child's smoking, beginning at age 15 and continuing through age 20, would reduce FEV_1 to 92 percent of the expected value and FEF_{25-75} to 90 percent of the expected value. A subsequent analysis

using a nonparametric curve-smoothing method on these same data showed that male smokers had a smaller increase of FEV_1 at the end of the growth phase (a suggestion of a lower maximum lung function) than males who had not smoked; those who continued to smoke into early adulthood also showed no evidence of the plateau observed in never smokers before lung function began to decline. Similar findings were reported for females.

Relevant information is also available from a community population study in Tucson, Arizona (Lebowitz and Holberg 1988). The Tucson cohort was derived from a population sample of 325 non-Hispanic white residents, originally sampled in 1972 when they were an average age of 8.8 years. Like the East Boston study, the Tucson study was directed primarily at passive smoking but also gathered information on active smoking by measuring FEV_1 and FEF_{25-75} . The Tucson study found effects of comparable magnitude with those observed in the East Boston study. Although these effects did not reach statistical significance in the Tucson data, they were in the same direction as those from East Boston, and the sample population was only half the size.

Sherrill et al. (1992) examined the longitudinal effects of active and passive smoking on lung function in a cohort of New Zealand children observed from ages 9 through 15. Active smoking did not have statistically significant effects on FEV_1 , vital capacity, or FEV_1 /vital capacity (percent), but the numbers of regular smokers were small. By age 15, 43 percent reported occasional smoking (during the last year but not every day), but only 10 percent were daily smokers (smoking any number of cigarettes on a daily basis).

Jaakkola et al. (1991) carried out an eight-year longitudinal study of lung function in a cohort of young adults aged 15 through 40 at enrollment. Of 1,044 enrolled, 391 were subsequently followed. Smoking was found to have a significant effect on change in FEV_1 during the study period, but the results were not reported by age interval.

Respiratory Morbidity

In adults, smoking is associated with increased morbidity, as indexed by such measures as use of outpatient medical services and absenteeism from work, and with increased respiratory morbidity, as indexed by frequency or severity of respiratory infections (USDHHS 1990). Because smoking has been shown to alter immune and inflammatory responses (U.S. Department of Health, Education, and Welfare [USDHEW] 1979b), these effects on an individual's defenses could

plausibly lead to increased frequency and severity of respiratory infections in smokers.

Studies involving a wide age range of young people indicate that smoking increases respiratory morbidity (Table 3). A number of these studies compared medical care by smokers and nonsmokers in settings where all medical care was obtained at a single clinic. In one of the earliest studies, Haynes, Krstulovic, and Bell (1966) examined the numbers of diagnoses for respiratory tract illnesses among male students (aged 14–19 years) at a preparatory school. Nearly half of the students were smokers. All respiratory illnesses were more common in the smokers; the increase was greatest for the illnesses considered "severe." The findings of studies involving student nurses (Parnell, Anderson, Kinnis 1966) and military cadets (Finklea et al. 1971) were similar.

A series of studies have included military recruits as subjects (Table 3); their ages ranged from 18 through 22. In the study of Pollard et al. (1975), the rates of respiratory diagnoses were not significantly different between smokers and nonsmokers. In the more recent study of military recruits by Blake, Abell, and Stanley (1988), self-report of smoking was associated with increased risk for diagnosis of an upper respiratory tract infection during a 13-week basic training period. Kark and Lebiush (1981) and Kark, Lebiush, and Rannon (1982) examined attack rates for influenza and influenza-like illnesses in Israeli military recruits and found that smoking was associated with an increased attack rate in both male and female recruits.

Recently, in a study that examined adolescents and young adults who had sickle cell anemia, Young et al. (1992) found a strong relationship between cigarette smoking and acute chest syndrome. In sickle cell anemia patients, acute chest syndrome is characterized by fever, cough, chest pain, leukocytosis, and pulmonary infiltrates in the chest radiograph. All smokers in this study had a history of acute chest syndrome, whereas 65 percent of the nonsmokers did. Smoking also appeared to increase the frequency of sequelae of sickle cell lung disease.

A study in the United Kingdom (Charlton and Blair 1989) associated smoking with increased absenteeism from school among 2,885 children aged 12 and 13 years. Children who on an initial questionnaire reported regular smoking were more likely than nonsmokers to be absent when a follow-up questionnaire was administered four months later. The authors interpreted these findings as showing a higher rate of minor ailments in children who smoked; however, the design could not exclude other plausible explanations (such as truancy) for the difference. In a survey of adolescents

invited for an overall evaluation in three general practices in the United Kingdom, smokers reported a higher prevalence of health problems than nonsmokers (25 percent vs. 16 percent, $p = .06$) (Townsend et al. 1991).

Epidemiologic Evidence of Nonrespiratory Effects

Cardiovascular Disease

In adults, cigarette smoking is a cause of coronary heart disease, arteriosclerotic peripheral vascular disease, and stroke (USDHHS 1989). Although these diseases rarely occur in children and adolescents, autopsy studies of young male victims of combat during the Korean and Vietnam conflicts and community-based autopsy studies of adolescents and young adults have shown that atherosclerosis begins in childhood and may become clinically significant in young adulthood (McNamara et al. 1971; Enos, Holmes, Beyer 1986; Strong 1986).

Several autopsy-study series link cigarette smoking to the occurrence and extent of atherosclerosis in young adults. Strong and Richards (1976) described the association of cigarette smoking with atherosclerosis in 1,320 men from the New Orleans area. In the youngest group (aged 25 to 34 years), the development of atherosclerosis in the coronary arteries and the abdominal aorta was consistently greater with higher levels of smoking.

More recently, an eight-community study by the Pathobiological Determinants of Atherosclerosis in Youth (PDAY) Research Group (1990) found associations of smoking with atherosclerosis in 390 males aged 15 through 34 years who died of violent causes (e.g., accidents, homicides, suicides). In this study, lipids were measured in postmortem serum, and smoking was assessed by the level of serum thiocyanate. After controlling for lipid levels, age, and race, a multiple regression analysis revealed a significant association between smoking and atherosclerosis (i.e., having raised lesions greater than or equal to 5 percent of the intimal surface area) in the abdominal aorta. A multiple logistic analysis controlling for the same factors found that smoking was a significant predictor of atherosclerosis in both the abdominal aorta and the right coronary artery.

The Bogalusa Heart Study is an epidemiologic study of cardiovascular disease risk factors encountered from birth through age 26. Among deceased subjects whose average age was 18 years, cigarette smoking was not associated with aortic fatty streaks or involvement of the coronary arteries with atherosclerosis (Newman et al. 1986; Freedman et al. 1988). However, in subjects who

Table 3. Published studies of the effects of smoking on respiratory morbidity among young people, various countries, 1963–1987

Reference*	Location/year	Study population
Haynes, Krstulovic, Bell 1966	New Jersey†	191 male prep school students aged 14–19 years
Parnell, Anderson, Kinnis 1966	Canada, 1963–1964	175 senior student nurses
Finklea et al. 1971	South Carolina, 1968–1969	1,900 college students
Pollard et al. 1975	Florida, 1971–1972	1,100 U.S. Navy recruits, most aged 18–22 years
Kark and Lebiush 1981	Israel, 1979	Female military recruits, mean age = 18.5 years
Kark, Lebiush, Rannon 1982	Israel, 1978	Male military recruits, mean age = 18.5 years
Blake, Abell, Stanley 1988	Georgia, 1982	1,230 Army recruits, most aged < 22 years
Charlton and Blair 1989	England, 1987	2,885 schoolchildren aged 12 and 13 years
Schwartz and Zeger 1990	California†	100 student nurses

*Listed chronologically by publication date.

†Year not provided.

Health effect	Prevalence (%) by smoking status					
	Nonsmoker	Occasional smoker ⁴	Regular smoker ⁵			
Annual illness rates ¹ / 10 students						
All respiratory	11.0	16.0	22.0			
Severe respiratory	1.4	3.6	5.4			
Illness incidence ¹ (per 1,000 days)	Nonsmoker		Smoker			
	6.6		10.6			
	5.2		7.5			
	1.4		3.2			
Incidence rate ^{**} (per 100 school years)	Number of cigarettes smoked per day					
		0	≤ 1 pack	> 1 pack		
	Upper respiratory					
	Outpatient	52.5	59.9	67.0		
	Hospital	7.6	12.0	10.2		
	Lower respiratory					
	Outpatient	2.5	3.0	6.8		
	Hospital	0.4	0.7	0.9		
	Rate of outpatient visits ^{**} for respiratory episodes (per 1,000 recruits)	Number of cigarettes smoked per day				
			0	≤ 10	10-19	≥ 20
		Febrile	249	256	257	222
		Afebrile	436	469	562	560
Attack of influenza-like morbidity ^{**}		Occasional/regular smoker ^{5b}		Never/past smoker		
	60%		40%			
Influenza morbidity ^{ΔΔ} during an outbreak	Number of cigarettes smoked per day					
		0	≤ 10	11-20	> 20	
	Affected	47.2	62.9	67.7	71.8	
	Severe cases	30.1	42.9	51.6	53.5	

General Findings: Relative risk = 1.46 for upper respiratory infection for smokers versus nonsmokers. Illnesses ascertained by visits to clinics.

General Findings: Smoking associated with increased absence from school: odds ratio = 1.29 for sometimes smokers and 3.09 for regular smokers (compared with never smokers).^{††}

General Findings: Smoking significantly associated with incidence of cough and phlegm. Current amount smoked significantly predicted duration of an episode of phlegm or chest discomfort.

¹Smoked at least 1 cigarette or pipe per week.

^{5b}Smoked at least 1 cigarette or pipe per day.

³Illness rates based on infirmary visits during a school year.

¹Illness incidence based on records of the health service.

^{**}Incidence rates based on self-administered questionnaire.

^{††}Respiratory-related (similar symptoms) visits to dispensary, with one week grouped.

^{††}Based on self-administered questionnaire.

^{5b}These categories were not defined.

^{ΔΔ}Illness occurrence based on medical records and serology.

died after age 20, smoking appears to have been related to atherosclerosis (Berenson et al. 1992).

Smoking among young people has been associated with serum lipid profiles in a pattern predictive of increased risk for cardiovascular diseases. In a published meta-analysis of studies on children who smoke, Craig et al. (1990) found that among 8- through 19-year-olds, smoking increased levels of low-density lipoprotein cholesterol by 4 percent, triglycerides by 12 percent, and very-low-density lipoprotein cholesterol by 12 percent. Levels of high-density lipoprotein (HDL) cholesterol were reduced by 9 percent. These changes were comparable to—and of larger magnitude than—those observed in smoking adults.

Physical Fitness

Even among young people trained as endurance runners, smoking appears to compromise physical fitness in levels of both performance and endurance. Cigarette smoking reduces the oxygen-carrying capacity of the blood and increases both heart rate and basal metabolic rate—changes that counter the benefits of physical activity in a direct relation to the duration of smoking and the number of cigarettes regularly smoked (Royal College of Physicians of London 1992). In a study of 19-year-old army conscripts (N = 6,500), those who smoked ran a significantly shorter distance in 12 minutes and took significantly longer to sprint 80 meters than their nonsmoking counterparts (Marti et al. 1988). In the same study, the smokers among 4,100 joggers in a 16-kilometer race were consistently slower than the nonsmokers.

Young adult smokers also have chronic, mild adverse cardiovascular physiologic changes, including diminished exercise performance on standard treadmill testing and blunted heart rate response to exercise (Sidney et al. 1993). The left ventricular mass is increased in young adult smokers, and their resting heart rates are two to three beats per minute more rapid than nonsmokers' (Gidding et al. 1992).

Health Outcomes in Pregnancy

Cigarette smoking during pregnancy has been linked with a variety of adverse outcomes (USDHHS 1989, 1990). Early reports of the Surgeon General (USDHEW 1971, 1973, 1979a) concluded that smoking by a mother during pregnancy retards fetal growth and may cause fetal death late in pregnancy as well as infant mortality. The 1977–1978 report (USDHEW 1979a) further concluded that smoking during pregnancy has dose-response relationships with abruptio placenta, placenta previa, bleeding during pregnancy, premature and prolonged rupture of placental membranes, and preterm delivery. The

comprehensive reviews of the 1979 and 1980 reports (USDHEW 1979a; USDHHS 1980) concluded that the risk of spontaneous abortion increases with the amount of smoking and that the risk of sudden infant death syndrome (SIDS) is increased by maternal smoking. A more recent study confirms the increased risk of SIDS with maternal smoking (Schoendorf and Kiely 1992). Impaired fertility was linked to smoking in the 1980 report (USDHHS 1980). These adverse health effects of smoking on reproduction have not been specifically investigated in young women in the 10- through 20-year age range.

Epidemiologic Evidence of the Health Effects of Passive Smoking

The health effects of passive smoking were comprehensively addressed in the 1986 report of the Surgeon General (USDHHS 1986a) and in a report of the National Research Council (1986). These reviews and subsequent reports (Samet, Cain, Leaderer 1991; USEPA 1992) have demonstrated that exposure to parental smoking during childhood significantly increases the occurrence of lower respiratory illnesses during the first years of life, increases the frequency of chronic respiratory symptoms, and reduces the rate of lung growth during childhood and adolescence. Evidence is accumulating to suggest that smoking by parents increases the severity of childhood asthma (USDHHS 1991b; Samet, Cain, Leaderer 1991), as indicated by the need for medication and hospital treatment. SIDS, the most common cause of death in the first year of life, has been linked to parental smoking in several epidemiologic studies. Children of parents who smoke have a twofold increased risk of dying of SIDS; this relationship appears to be dose-related (Schoendorf and Kiely 1992; Malloy et al. 1988).

The evidence on passive smoking and respiratory health was recently reviewed by the USEPA (1992). This review confirmed that ETS is causally linked to lung cancer. Janerich et al. (1990) noted that approximately 17 percent of lung cancers among nonsmokers can be attributed to high levels of ETS during childhood and adolescence. The USEPA report also concluded that exposure to ETS causes lower respiratory illness in infants and young children; this finding is stronger than that of the 1986 Surgeon General's report, which did not characterize this association as causal. The agency's report also inferred from its data that childhood exposure to ETS reduced lung function, increased respiratory symptoms, caused middle ear effusion, and exacerbated asthma. For example, the report estimated that ETS exposure exacerbates symptoms of asthma in about 20 percent of the two million to five million asthmatic children in the United States. The report also hypothesized that ETS may be associated with the onset of asthma.

Many chronic changes in cardiovascular physiology have been observed in children exposed to ETS. These changes include lower HDL cholesterol, increased carboxyhemoglobin concentration, and increased red-cell 2,3-diphosphoglycerate, as well as physiologic response suggesting mild, chronic hypoxemia

(Moskowitz et al. 1990). ETS is also known to increase platelet aggregation (Glantz and Parmley 1991).

The effect of peer smoking—as a source of ETS—on nonsmoking children has not been studied but may also be a health risk.

Adult Health Implications of Smoking Among Young People

Respiratory Diseases

As was discussed previously, sustained smoking during adulthood is associated with the development of COPD and the progressive loss of lung function (USDHHS 1984, 1990). Evidence suggests that smoking during childhood may increase the risk for developing COPD in adulthood as well as at an earlier age. The adult who smoked during childhood may have experienced early inflammatory changes—childhood smoking is known to reduce lung growth—and thereby not attained the level of function achieved during the normal growth and development of the lungs. Any age-related decline in lung function during adulthood would thus start from a lower level—and might begin at a younger age—than declines observed in adults who have never smoked. In fact, the proportionate impeding effect of childhood smoking on lung growth greatly exceeds the loss of lung function associated with smoking during adulthood (Tager et al. 1985, 1988).

If one or both parents of an adolescent smoke, the effects of parental smoking on early childhood respiratory illnesses and on the growth of lung function may increase the risk of COPD. Illnesses in the lower respiratory region during childhood are a suspected risk factor for COPD (Samet, Tager, Speizer 1983), and passive smoking reduces the rate at which lung function grows (USDHHS 1986a).

Cardiovascular Disease

In adults, cigarette smoking has been causally associated with coronary heart disease, arteriosclerotic peripheral vascular disease, and stroke (USDHHS 1983, 1989). Smoking contributes to increased risk for coronary heart disease probably through at least five interrelated processes, including the development of atherosclerosis (USDHHS 1990). It is likely that the earlier the age at which one starts to smoke, the earlier the onset of coronary heart disease. The recent evidence

from the PDAY Research Group shows more atherosclerosis in young smokers than in young nonsmokers. The unfavorable effects of smoking on lipid levels in children may contribute to the development of atherosclerosis in young adulthood.

Cancer

The multistage concept of carcinogenesis implies that the risk of smoking-related cancers is strongly dependent on the duration and intensity of smoking (Armitage and Doll 1954; Doll 1971; Taioli and Wynder 1991). The relevant epidemiologic data and mathematical analyses are most abundant for lung cancer. Both epidemiologic and experimental evidence suggest that the risk for lung cancer varies more strongly with the duration of cigarette smoking than with the number of cigarettes smoked (Peto 1977; Doll and Peto 1978). Analysis of data from a cohort study of British doctors showed that lung cancer incidence increased with the fourth or fifth power of duration of smoking but with the second power of number of cigarettes smoked daily (Doll and Peto 1978). Although these data can be adequately described by alternative mathematical models that give lesser weight to duration (Moolgavkar, Dewanji, Luebeck 1989), the dependence of lung cancer risk on duration of smoking implies that starting smoking at an earlier age increases the potential number of life-years of smoking and therefore increases lung cancer risk. If one assumes, for example, that lung cancer risk rises exponentially as a function of the duration of smoking, then the risk at age 50 for a person who began smoking regularly at age 13 is 350 percent greater than that for a 50-year-old who started smoking at age 23.

Similar analyses have not been done for other smoking-related sites of cancer. Nevertheless, for most smoking-related cancers, the risk rises with the duration of smoking (USDHHS 1982, 1989, 1990; International Agency for Research on Cancer 1985). One could

infer that the risk of smoking-related cancer for sites other than the lungs would increase, at a given adult age, in inverse proportion to the age an adolescent begins smoking.

Recent studies indicate that earlier onset of cigarette smoking is also associated with heavier smoking (Taioli and Wynder 1991; Escobedo et al. 1993).

Nicotine Addiction in Adolescence

Introduction

Nicotine dependency through cigarette smoking is not only the most common form of drug addiction but the one that causes more death and disease than all other addictions combined (USDHHS 1988). Most human research on nicotine addiction has been conducted with adult subjects, but the basic biologic processes that underlie this dependency appear to be similar in adolescents and adults. The research literature on nicotine addiction examines its chemistry and addiction potential, its severity, and its pathophysiology and clinical course.

Background and Nomenclature

Drug addiction is the term most widely used to label various medical and social disorders related to the compulsive ingestion of psychoactive chemicals. The primary criteria for drug dependence are that the behavior is highly controlled or compulsive, the chemical is one whose mood-altering or psychoactive effects are central elements of the drug's activity, and the drug itself has the demonstrated capability of reinforcing behavior (Table 4). The American Psychiatric Association (APA) has identified two medical disorders that pertain to nicotine addiction: nicotine dependence and nicotine withdrawal (APA 1987).

Nicotine dependence is classified as a psychoactive substance-use disorder characterized by "a cluster of cognitive, behavioral, and physiologic symptoms that indicate that the person has impaired control of psychoactive substance use and continues use of the substance despite adverse consequences" (APA 1987, p. 166). In the case of nicotine, the most common form of use is cigarette smoking, in part because the rapid absorption of nicotine through the processes of smoking "leads to a more intensive habit pattern that is more difficult to give up" than other forms of use (APA 1987, p. 181). Nicotine dependence also occurs through other routes of delivery, including smokeless tobacco and nicotine gum.

Heavier smokers are not only more likely to experience tobacco-related health problems, they are the least likely to quit smoking (Hall and Terezhalmay 1984; USDHHS 1989). Early use of cigarettes thus appears to influence intensity as well as duration of use and increases the potential for long-term health consequences.

Nicotine withdrawal, an organic mental disorder induced by the removal of psychoactive substance, is described as "a characteristic withdrawal syndrome due to the abrupt cessation of or reduction in the use of nicotine-containing substances (e.g., cigarettes, cigars and pipes, chewing tobacco, or nicotine gum) that has been at least moderate in duration and amount. The syndrome includes craving for nicotine; irritability, frustration, or anger; anxiety; difficulty concentrating; restlessness; decreased heart rate; and increased appetite or weight gain" (APA 1987, p. 150).

Physical dependence refers to the condition in which withdrawal symptoms have been observed. Physical dependence can complicate the process of achieving and

Table 4. Criteria for drug dependence

Primary criteria

- Highly controlled or compulsive use
- Psychoactive effects
- Drug-reinforced behavior

Additional criteria

Addictive behavior often involves the following:

- Stereotypic patterns of use
- Use despite harmful effects
- Relapse following abstinence
- Recurrent drug cravings

Dependence-producing drugs often manifest the following:

- Tolerance
- Physical dependence
- Pleasant (euphoric) effects

Source: Adapted from USDHHS (1988).

maintaining drug abstinence, and the symptoms can be so unpleasant as to precipitate relapse (Jaffe 1985; USDHHS 1988). In surveys by the National Institute on Drug Abuse (NIDA), withdrawal and inability to maintain abstinence are commonly attributed to cigarette smoking and heroin use (USDHHS 1988). The majority of people monitored who regularly use other addictive drugs (including cocaine and marijuana) report that they have not experienced withdrawal, even though many of these people feel dependent and have been unable to maintain abstinence (USDHHS 1988).

Severity of Nicotine Addiction

Tobacco-delivered nicotine can be highly addictive. Each year, nearly 20 million people try to quit smoking in the United States (USDHHS 1990), but only about 3 percent have long-term success (Pierce et al. 1989; Centers for Disease Control and Prevention [CDC], Office on Smoking and Health, unpublished data). Even among addicted persons who have lost a lung because of cancer or have undergone major cardiovascular surgery, only about 50 percent maintain abstinence for more than a few weeks (West and Evans 1986; USDHHS 1988). In a 1991 Gallup Poll, 70 percent of current smokers reported that they considered themselves to be "addicted" to cigarettes (Gallup Organization 1991). These findings are consistent with data from NIDA's 1985 National Household Survey on Drug Abuse (NHSDA), which showed that 84 percent of 12- through 17-year-olds who smoked one pack or more of cigarettes per day felt that they "needed" or were "dependent" on cigarettes (Henningfield, Clayton, Pollin 1990). The NHSDA data show that young smokers develop tolerance and dependence, increase the amount they smoke, and are unable to abstain from nicotine. These findings suggest that the addictive processes in adolescents are fundamentally the same as those studied in adults (USDHHS 1988; Henningfield, Clayton, Pollin 1990).

Several studies have found nicotine to be as addictive as heroin, cocaine, or alcohol (Henningfield, Clayton, Pollin 1990; Henningfield, Cohen, Slade 1991; Kozlowski et al. 1993). Moreover, because the typical pattern of tobacco use entails daily and repeated doses of nicotine, addiction is more common among all users than is true of other drug use, which tends to occur on a far less frequent basis (USDHHS 1988). For example, only about 10 to 15 percent of current alcohol drinkers are considered problem drinkers, but approximately 85 to 90 percent of cigarette smokers smoke at least five cigarettes every day (Henningfield, Cohen, Slade 1991; Evans et al. 1992; Henningfield 1992b; Kozlowski et al. 1993). Only 2 to 3 percent of smokers (or about 7 to 10 percent of those who try quitting) stop smoking for one year

(CDC 1993a), and most daily smokers report that they feel dependent on smoking and have experienced withdrawal symptoms (USDHHS 1988; Henningfield, Clayton, Pollin 1990).

Chemistry and Addiction Potential

Many behaviors that become regular, habitual, and hard to give up involve the ingestion of a substance. What sets drug addictions apart from less harmful habits is that the ingested substance releases a psychoactive drug with the demonstrated potential to addict. Several thousand chemicals are present in cigarette smoke. Some may conceivably modulate nicotine's addictive effects, but the fact that different forms of nicotine delivery can be substituted for one another (e.g., nicotine gum or transdermal patch in place of cigarettes) suggests that nicotine is critical in the addiction process (Henningfield 1984; Benowitz 1988; USDHHS 1988; Russell 1990).

Nicotine is a naturally occurring alkaloid present in varying concentrations in different strains of tobacco. Most cigarettes sold in the United States contain about 8 to 9 milligrams of nicotine, of which the smoker typically ingests 1 to 2 milligrams per cigarette (Benowitz et al. 1983; USDHHS 1988). Nicotine is both a lipid- and water-soluble molecule that can be rapidly absorbed in a mildly alkaline environment through the skin or the lining of the mouth and nose. Because of the massive area for absorption in the alveoli of the lungs, nicotine inhaled deeply is almost immediately extracted from the smoke into the pulmonary veins; this sudden spike or bolus of nicotine is delivered to the brain, via arterial circulation, in approximately 10 seconds (USDHHS 1988). In contrast, although smokeless tobacco has much higher levels of nicotine than cigarettes, the delivery of the drug is much more gradual; the effect peaks within approximately 20 minutes of use (Benowitz et al. 1988). The peak for nicotine replacement medications is even slower—30 minutes or longer for nicotine gum (Benowitz et al. 1988), several hours for the four commercially available transdermal patch systems (Palmer, Bucklet, Faulds 1992). In fact, because of the efficiency of the pulmonary route in extracting nicotine from inhaled tobacco smoke, nicotine may be 10 times more concentrated in arterial blood than in simultaneously sampled venous blood; these levels are much higher than those produced by nicotine replacement medications (Henningfield, London, Benowitz 1990).

As vehicles for nicotine delivery, tobacco products are convenient to use, and they provide the experienced user with a means of regulating dose level. Such control does not, however, protect the user against drug dependency, since tobacco products appear to deliver the optimal addiction potential (or abuse liability) of nicotine. Chemicals can be tested for their addiction potential to

determine if they are psychoactive and if they can serve as reinforcers in animals and humans (Brady and Lukas 1984; USDHHS 1988; Fischman and Mello 1989; Henningfield, Cohen, Heishman 1991). These methods to test for abuse liability are reliable enough for the Food and Drug Administration (FDA) and the World Health Organization (WHO) to use them to develop policies regarding regulation of new drugs with possible addiction potential (USDHHS 1988; Barcelona Conference 1991). Nicotine meets the criteria for addiction potential in all of the standardized tests used by the FDA and the WHO (USDHHS 1987, 1988, 1991a). In humans and animals, nicotine produces discrete subjective effects more similar to those produced by cocaine than to those produced by sedatives, and nicotine injections are biologically reinforcing to humans and to at least five animal species (Henningfield, Miyasato, Jasinski 1985; Henningfield and Goldberg 1988; USDHHS 1988). Such findings confirm the conclusion of the 1988 report of the Surgeon General: nicotine is a drug with a liability for addiction (USDHHS 1988).

Pathophysiology of Nicotine Dependence

The pathophysiology of drug dependence and the clinical course of nicotine and other drug dependencies have been described in detail elsewhere (Jaffe 1985; USDHHS 1988; Benowitz 1992; Henningfield 1992a). In brief, exposure to a psychoactive chemical leads to repetitive self-administration because of the chemical's capacity to condition behavior. This powerful conditioning action of nicotine is mediated at least in part by the activation of nicotinic receptors in the brain (USDHHS 1988; Bock and Marsh 1990) and the modulation of levels of hormones such as epinephrine (adrenaline) and cortisol (Pomerleau and Pomerleau 1984; Sachs 1987; USDHHS 1988). The mesolimbic dopaminergic reward system, which mediates the addicting actions of cocaine, is also thought to be involved in producing nicotine's addictive effects (Pomerleau and Pomerleau 1984; USDHHS 1988; Bock and Marsh 1990; Balfour 1991a, b; Benwell and Balfour 1992). Behaviors that are followed by intense neural activation can become highly persistent and difficult to modify (Pomerleau and Pomerleau 1984; Jaffe 1985; USDHHS 1988). Each year, the daily cigarette smoker may experience 50,000 to 100,000 such pairings of puffing on cigarettes and resultant effects in the brain, thus establishing a persistent need for cigarette smoking.

Tolerance

Tolerance refers to a diminishing response to a drug through repeated exposures (Jaffe 1985; USDHHS 1988). Tolerance is often demonstrated when increased dose levels are required to obtain the effects formerly

produced by lower doses. Tolerance to nicotine appears to be acquired as people progress from initially smoking a few cigarettes to smoking greater numbers of cigarettes more often (see "Initiation Continuum of Smoking" and "Adult Implications of Adolescent Smoking" in Chapter 3 and "Developmental Stages of Smoking" in Chapter 4). The development of tolerance to the aversive effects of nicotine, such as nausea and dizziness, may also facilitate the development of dependency (USDHHS 1987; Shiffman et al. 1990; Shiffman 1989, 1991; McNeill, Jarvis, West 1987). Tolerance of nicotine increases over time; experienced smokers can self-administer doses of nicotine that would make nonsmokers ill.

The tolerance the nervous system develops to nicotine exposure can be at least partially overcome by increasing the dose. This effect was studied near the beginning of the 20th century and has been the subject of considerable study since then (Langley 1905; USDHHS 1988; Benowitz and Jacob 1993). Tolerance to various behavioral, physiologic, and subjective effects of nicotine has been studied (USDHHS 1988). For example, administering nicotine to a tobacco-deprived cigarette smoker can produce a substantial increase in heart rate and measures of euphoria, along with a decrease in the strength of the knee reflex. With repeated doses, the heart rate stabilizes at a level between that produced by the first dose and that which occurs when nicotine-deprived; subjective effects are minimal, and the knee reflex may become normal (Domino and Von Baumgarten 1969; USDHHS 1988; Swedberg, Henningfield, Goldberg 1990).

Some tolerance of nicotine is lost each night as the smoker's nicotine levels fall; the nicotine from the first few cigarettes of the day produces effects on heart rate, mood, and other measures that are stronger than the effects produced by subsequent doses during the day (USDHHS 1988). Repeated exposure to nicotine leads to morphological changes in the brain that cause the development of new binding sites for nicotine receptors, which mediate the effects of nicotine (Bock and Marsh 1990; USDHHS 1988, 1991a).

Animal research has shown that nicotine exposure results in an increased expression (defined as up-regulation) of nicotine receptors in various regions of the brain (Ksir et al. 1985; Morrow, Loy, Creese 1985; Nordberg et al. 1985; Schwartz and Kellar 1985; Ksir, Hakan, Kellar 1987). Prenatal exposure to nicotine also produces up-regulation of nicotine receptors in tissue collected from newborn animals (Slotkin, Orband-Miller, Queen 1987; Slotkin et al. 1991; Smith, Seidler, Slotkin 1991). These data suggest the broad applicability of this up-regulation effect, which may be one of the ways in which tolerance of nicotine occurs (USDHHS 1989).

Human research is more limited than animal research in this area, but there is evidence that cigarette smoking is associated with up-regulation of nicotine receptors in the human brain. Balfour (1989, 1991a) has conducted a series of studies that included the examination of postmortem brain tissue from smokers and nonsmokers. He and others found evidence of significantly elevated concentrations of nicotine binding sites as well as smoking-related changes in other binding sites (such as 5-hydroxytryptamine) (Benwell, Balfour, Anderson 1988; Balfour 1989, 1991a; Grant, McMurdo, Balfour 1989; Bock and Marsh 1990). Morphologic changes in the nervous system are presumed to reflect part of the body's adaptation (resulting in tolerance and physical dependence) to a prolonged exposure to nicotine (Marks and Collins 1982; Marks, Burch, Collins 1983; Marks et al. 1985, 1986; Marks, Stitzel, Collins 1985, 1986, 1987; USDHHS 1988).

Physical Dependence

Nicotine administered to animals and humans produces altered spontaneous electroencephalograph (EEG) and evoked electrical potentials of the brain, altered local cerebral glucose metabolism, modulation of hormonal output by the adrenal glands, increased heart rate, and changes in skeletal muscle tension (USDHHS 1988). Most, if not all, of these effects are related to the dose of nicotine given, and tolerance develops to differing degrees across these effects. After a period of nicotine exposure that is assumed to be at least several weeks (APA 1987), physical dependence on nicotine develops. The dependent person then appears to be functioning normally when under the influence of nicotine; conversely, the person may report feeling "abnormal" or "not right" when deprived for more than a few hours (Casey 1987).

Although basic pharmacologic research on nicotine has been conducted primarily with adults, most people begin to smoke in adolescence and develop characteristic patterns of nicotine dependence before adulthood (USDHHS 1988, 1991a). That adolescents develop physical dependence, as evidenced by their experience of withdrawal symptoms, has been well documented by the NHSDA (USDHHS 1991c). Moreover, quantitative characteristics of the withdrawal syndrome appear to be the same in adolescents and adults (McNeill et al. 1986; McNeill, Jarvis, West 1987).

The magnitude of the withdrawal syndrome is related to the previous level of nicotine intake, although differences in just a few cigarettes a day may not be correlated with the severity of the syndrome (Killen et al. 1988; USDHHS 1988). Environmental context is also a factor; in a novel environment (e.g., a hospital setting), the symptoms of nicotine withdrawal may be less than in the smoker's usual environment, with its various

psychological cues for smoking (Hatsukami, Hughes, Pickens 1985). The time course of withdrawal symptoms varies among individuals and for different responses. Most withdrawal symptoms peak within the first few days of nicotine abstinence and then begin to recover along a variable course; the most severe total withdrawal syndrome usually lasts about three to four weeks (USDHHS 1988; Gross and Stitzer 1989). For example, certain measures of brain function (such as P300-evoked electrical potential) recover within a few days, but others may take weeks or more (such as N100-evoked potential, hunger, and craving). Powerful urges to smoke may recur for many years (Hughes and Hatsukami 1986; USDHHS 1988).

Although questions remain, the pathophysiology of nicotine dependence clearly involves the brain, the endocrine system, and behavior, and the process begins when cigarette smoking is initiated. Moreover, although the effects of nicotine administration and deprivation are complex, they are orderly and are related to factors such as the amount of nicotine administered and the time since the last dose.

The Clinical Course of Nicotine Dependence

Like other drug addictions, nicotine dependence is a progressive, chronic, relapsing disorder. The level of dependence on nicotine in adults has been found to be inversely related to the age at initiation of smoking when measured by diagnostic criteria (APA 1987) of the APA (Breslau, Fenn, Peterson 1993) and by the Fagerström Tolerance Questionnaire Score (Henningfield et al. 1987).

As is true for most drug addictions, tobacco use is not always constant from initiation on; the process of graduation from first use to addiction can take months or even years (USDHHS 1988). In fact, initial experiences with tobacco, as with other addictive substances, are sometimes negative and require social pressures and other factors to maintain exposure until the addiction develops (Haertzen, Kocher, Miyasato 1983). The percentage of people who progress from smoking a few cigarettes to smoking at a regular, addictive level has been estimated to range from 33 to 94 percent. For example, Russell (1990) has reported that a survey of adults in Great Britain in the mid-1960s indicated that 94 percent of those who smoked more than three cigarettes became "long-term regular smokers." These data, which precede widespread public awareness of the hazards of smoking, may have a limited applicability to current smoking behavior. Recently collected data in the United States and Great Britain suggest that between 33 and 50 percent of people who try smoking cigarettes escalate to regular patterns of use (Hirschman, Leventhal, Glynn 1984; McNeill 1991; Henningfield, Cohen, Slade 1991).

The chronic phase of the addictive process is highly resistant to substantial modification. For example, efforts to reduce tobacco smoke and nicotine exposure by smoking cigarettes with lower ratings of nicotine delivery or to smoke fewer cigarettes are usually partially or completely thwarted by compensatory changes in how the cigarettes are smoked; smokers may compensate for "cutting back" by inhaling more deeply or smoking the cigarette farther down to its more potent and more toxic end (Kozlowski 1981, 1982; Benowitz et al. 1983; Benowitz and Jacob 1984; USDHHS 1988). Abstinence from smoking is generally short-lived; the majority of persons who quit on their own or in minimally supportive interventions appear to relapse within one week of their last cigarette (Kottke et al. 1989). In fact, in testament to the persistence of addiction, nearly one-third of those who have abstained for one year after quitting relapse later (USDHHS 1990; Giovino 1991). These patterns of relapse are similar to those observed with other drug addictions.

Several potential predictive measures of the severity of addiction in a person may forecast the severity of withdrawal and the outcome of an attempt to quit. These measures, which have been discussed in detail in the 1988 report of the Surgeon General (USDHHS 1988), include cotinine level in biological fluid such as saliva, blood, or urine; number of cigarettes smoked per day; score on the Fagerström Tolerance Questionnaire; and number of symptoms attributed from the *Diagnostic and Statistical Manual of Mental Disorders* (APA 1987). These measures tend to predict, although not perfectly, the difficulty of achieving abstinence, the severity of withdrawal symptoms, the rapidity of relapse, and the efficacy of replacement therapy (USDHHS 1988).

One final source of vulnerability to nicotine dependence appears to be genetic predisposition. Research with animals has shown that the amount of up-regulation (increased binding in the brain) of nicotine receptors after

nicotine exposure is related to genetic constitution, as are certain behavioral and physiologic effects (Marks et al. 1989; Collins 1990). Data from studies with human twins have yielded indices of heritability for cigarette smoking similar to those for drinking alcohol (Hughes 1986; Kozlowski 1991; Carmelli et al. 1992).

Nondrug Factors in Nicotine Dependence

Nondrug factors can affect the prevalence of drug addiction in society as well as its severity in individuals. Some of the factors are the same as those that determine the prevalence and severity of other medical disorders resulting from exposure to toxins. Among the most important factors in determining the prevalence of drug addiction is the exposure to the addicting substance (USDHHS 1988). This factor is no less important in the spread of drug addiction than it is in the spread of disorders such as acquired immunodeficiency syndrome, malaria, and influenza infections. Moreover, social factors can determine the type and frequency of exposure to the etiologic agent, as well as the time frame over which exposure continues. Many nondrug factors associated with both abstinence and relapse appear to operate similarly across addictions. These factors include illness induced by drug dependence (which will at least temporarily interrupt drug use), ability to learn to manage cravings, social reinforcements for abstinence, availability of the substance, cost of the substance, and perception of the risk of using the substance (USDHHS 1988).

Persons vary in their vulnerability to nicotine and other drug addiction, just as they vary in their vulnerability to other medical disorders; some people show a high degree of resistance to the disorder despite multiple exposures to the agent, and others very quickly become addicted (USDHHS 1988). Psychosocial factors affecting the vulnerability of the young and the onset of tobacco use are discussed in Chapter 4.

Smoking as a Risk Factor for Other Drug Use

Introduction

The 1988 Surgeon General's report (USDHHS 1988) showed that among adolescents, cigarette smoking is a risk factor in the development of alcohol use and illegal drug use. The nature of the interrelationship between tobacco and other drug use is complex; in several possible ways, tobacco use may heighten the probability that a young person will use other drugs (Slade 1993; see

"Smoking and Other Drug Use" in Chapter 3 and "Behavioral Factors in the Initiation of Smoking" in Chapter 4).

Progression of Drug Use

Kandel (1975) found that studies of the progression of drug use in the 1970s showed that cigarette smoking and alcohol use generally preceded marijuana smoking and other illegal drug use. In fact, Kandel's study

concluded that virtually everyone who used illegal drugs such as marijuana or cocaine had previously used cigarettes, alcohol, or both. These findings, primarily among white youths, have been repeatedly extended and replicated (e.g., Fleming et al. 1989; Kandel and Yamaguchi 1993).

More recent data from the Monitoring the Future Project (MTFP) by NIDA (USDHHS 1988) confirm that illegal drug use is rare among those who have never smoked and that cigarette smoking is likely to precede the use of alcohol or illegal drugs. The 1985–1989 MTFP showed that first use of tobacco had occurred at the same age as first use of alcohol for 33 percent of the sample; cigarettes were used before alcohol by 49 percent of the sample. The same survey showed that among those who had used both cigarettes and marijuana, 23 percent began using both in the same year, and 65 percent smoked cigarettes before marijuana. The latter relationship was more pronounced for cocaine: 98 percent of persons who had used both cocaine and cigarettes smoked cigarettes first (see Tables 24–26 in Chapter 3).

These findings were extended in another longitudinal study that assessed 12-, 15-, and 18-year-olds in New Jersey and reinterviewed them at three-year intervals (USDHHS 1987). This study showed that among 15-year-olds, the use of cigarettes, alcohol, or marijuana was the strongest predictor of cocaine use when these same persons were reinterviewed three years later; at that time, the persons using cocaine were likely to be using cigarettes and alcohol as well.

Cigarette smoking in combination with alcohol use appears to be especially predictive of illegal drug use. A longitudinal study by Yamaguchi and Kandel (1984) examined initial data from students in the tenth and eleventh grades in New York State in 1971. When the authors reevaluated the same students in 1981 (average age, 25 years), the most common sequence of drugs used was alcohol, cigarettes, marijuana, illegally used psychoactive or prescription drugs, and other illegal drugs. The investigators found that for 87 percent of the men, alcohol use preceded marijuana use; alcohol and marijuana use preceded other illegal drug use; and use of alcohol, cigarettes, and marijuana preceded the use of other psychoactive drugs. For 86 percent of the women, a similar, but not identical, pattern emerged: alcohol or cigarettes preceded marijuana; alcohol, cigarettes, and marijuana preceded other illegal drugs; and alcohol and either cigarettes or marijuana preceded other psychoactive drugs. These findings were replicated with 1,108 high school seniors in New York in 1988 (Kandel and Yamaguchi 1993). This study confirmed the importance of cigarette and/or alcohol use in the progression of illegal drug use, with early cigarette

use being of particular importance in the development of other drug use among females. Early onset of cigarette smoking and/or alcohol use was a strong predictor of further drug use.

The relationship between alcohol use and cigarette smoking is more complex than would be suggested by examining any one survey. In some studies, alcohol is more likely to precede than to follow cigarette smoking. This variability might be explained by the differing study criteria for alcohol use. For example, among many adolescents, alcohol consumption is characterized by the occasional light use of beer or wine—a pattern that often neither escalates into patterns of heavy drinking nor predicts other drug use (Kandel, Margulies, Davies 1978; Huba, Wingard, Bentler 1981; O'Donnell and Clayton 1982). This finding is consistent with the observation that approximately 85 percent of people who drink alcoholic beverages do so in patterns that do not meet criteria for abuse (USDHHS 1988). On the other hand, consumption of "hard liquor," sometimes accompanied by heavy drinking patterns, appears to develop either along with or following the development of regular patterns of cigarette smoking (Kozlowski et al. 1993; DiFranza and Guerrero 1990). These observations are consistent with the findings of the 1985 NHSDA, which showed that among 12-through 17-year-old adolescents who had never smoked, only 3 percent had binged (i.e., had five or more drinks in a row) in the past 30 days, whereas nearly 40 percent of daily smokers in this age group had binged in the past 30 days (USDHHS 1988).

The progression from cigarette smoking and occasional consumption of alcoholic beverages to heavier drinking and illegal drug use does not appear limited to any single population group. However, there is some evidence that boys with conduct disorders in school and at home may be at especially high risk of progression from any use of tobacco and alcohol to addictive patterns of multiple-drug use. A recent study of 61 males aged 14 through 18 who had conduct disorders found sequences of acquisition of drug use similar to those found among adolescents in general, but with higher rates of addictive use of the tobacco-alcohol-marijuana cluster and earlier initiation of these substances (Mikulich, Young, Crowley 1993).

Cigarette Smoking and Other Drug Use

Cigarette smoking is neither necessary nor sufficient for other drug abuse or dependence. Not all cigarette smokers subsequently abuse other drugs, and a small percentage of abusers of alcohol and illegal drugs do not use tobacco. However, several studies have revealed that cigarette smoking is a predictor of whether an individual is using other drugs and of what that individual's level of other drug use is. The 1985 NHSDA

(USDHHS 1988; Henningfield, Clayton, Pollin 1990) showed that 12- through 17-year-olds who had smoked cigarettes in the past 30 days were approximately 3 times more likely to have consumed alcohol, 8 times more likely to have smoked marijuana, and 22 times more likely to have used cocaine in the past 30 days than those who had not smoked cigarettes. Data from the 1985–1989 MTFP showed that seniors who had smoked cigarettes in the past 30 days were about 1.6 times more likely to have consumed alcohol, 4 times more likely to have smoked marijuana, and 5 times more likely to have used cocaine in the past 30 days than those who had not smoked cigarettes (see “Smoking and Other Drug Use” and Table 23 in Chapter 3).

The 1985 NHSDA (USDHHS 1988; Henningfield, Clayton, Pollin 1990) examined heavier drug use as a function of cigarette smoking. Having 5 or more drinks in succession in the past 30 days, using marijuana on more than 10 occasions, and using cocaine on more than 10 occasions were considered heavier usage of drugs. A strong association was observed between cigarette smoking and other drug use among all age groups in this study, although the percentage of the increases in drug use from the never-smoker to the daily-smoker levels was strongest in the 12- through 17-year-old group (Figure 1). Among these youngest smokers, those who smoked daily were approximately 14 times more likely to have binged on alcohol, 114 times more likely to have used marijuana at least 11 times, and 32 times more likely to have used cocaine at least 11 times than those who had not smoked.

A similar correlation between frequency of alcohol use and level of cigarette smoking was found in a study of 7th- through 12th-grade students in New York State (Welte and Barnes 1987). In the Welte and Barnes study, as in the NHSDA, not only were smoking any cigarettes and drinking alcohol related, but daily smoking was a predictor of binge drinking. These data are consistent with those from a study of adult multiple-drug abusers, which found that severity of nicotine dependence, as measured either by a scale that assesses the strength of a given habit or by cigarettes smoked per day, was correlated directly with severity of alcohol consumption problems, as measured by scores on the Michigan Alcoholism Screening Test (Kozlowski et al. 1993). These data indicate a strong direct relationship between level of nicotine dependence and alcohol abuse but do not in themselves show the direction of the relationship or rule out the possibility that other factors commonly determine the coincidental occurrence of high levels of tobacco and other drug use.

Data from a longitudinal study in which 4,192 students (grades six through eight) were surveyed three times over four years extended the findings that the

amount of tobacco use is directly related to other drug use (Bailey 1992). Specifically, this study showed that students who during follow-up periods escalated from low-level use of tobacco or alcohol to heavy-level use were more likely to begin using other psychoactive substances or to increase their use of these substances than students who remained low-level users of tobacco or alcohol (Bailey 1992).

Other studies suggest that the age at onset of cigarette smoking determines the probability of subsequent use of marijuana and of heavy alcohol use. For example, Clayton and Ritter (1985) found not only that cigarette smoking, along with alcohol use, was the most powerful predictor of marijuana use, but also that the effect was strongest when smoking was initiated by age 17. Similarly, Keenan (1988) found that the age at onset of cigarette smoking was significantly younger in people with a history of alcoholism than in those who did not use alcohol.

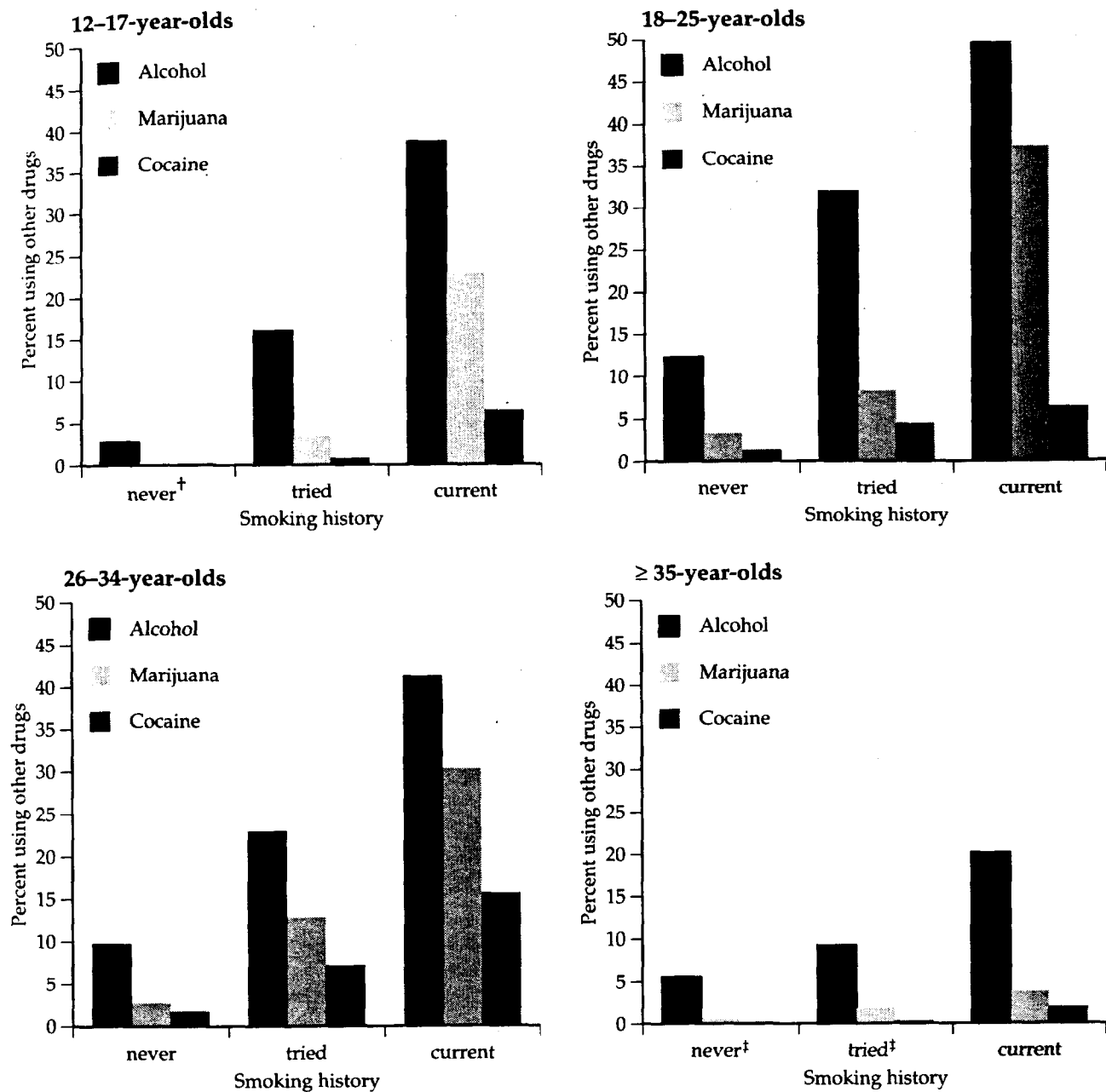
Another study estimated that the relative risk of alcoholism was increased tenfold among cigarette smokers and that people who heavily use alcohol represent approximately one-third of all cigarette smokers (DiFranza and Guerrero 1990). A further analysis of these and additional data led Kozlowski et al. (1993) to conclude that because the association between smoking and drinking is weaker among light smokers, the percentage of heavier smokers who develop problems with alcohol might be greater than 30 percent.

Of all drug users surveyed by the NIDA, cigarette smokers were by far the most likely to report experiencing various features of addiction. Among 12- through 17-year-olds who had used cigarettes, 27 percent were daily users and 20 percent felt dependent; of those who had used alcohol, 6 percent were daily users and 5 percent felt dependent; of those who had used marijuana, 18 percent were daily users and 10 percent felt dependent; of those who had used cocaine, 14 percent were daily users and 6 percent felt dependent (USDHHS 1988; Henningfield, Clayton, Pollin 1990). Cigarette smoking was also, by far, the drug use most commonly associated with withdrawal symptoms. Thus, cigarette smoking not only occurs early in the progression of drug use, it appears to be the first of these drugs to produce features of addiction in young people.

Smoking as a Facilitator for Other Drug Use

A number of mechanisms could explain how cigarette smoking facilitates the use of alcohol and illegal drugs. These mechanisms are not mutually exclusive. Moreover, other variables may operate to nondifferentially increase the use of tobacco and a wide range of other substances. For example, children with conduct disorders are at increased risk of using tobacco, heroin, alcohol,

Figure 1. Use of alcohol, marijuana, and cocaine,* by age group, National Household Survey on Drug Abuse, 1985



Source: USDHHS (1988).

*The criteria for current use are as follows: alcohol = drank five or more drinks in a row at least 1 day in the past 30 days; marijuana = used marijuana more than 10 times; cocaine = used cocaine more than 10 times (N = 8,814).

[†]Values were under 1 for marijuana and cocaine use.

[‡]Values were under 1 for cocaine use.

cocaine, and other drugs (USDHHS 1988). Similarly, a longitudinal study showed that first-grade children who were characterized by their teachers as either shy or aggressive were significantly more likely than their peers to smoke cigarettes, drink alcohol, and use illegal drugs in their teenage years (Kellam, Ensminger, Simon 1980). Evidence of other predictive factors, however, does not rule out the possibility that young people who smoke have an increased risk of using other drugs.

Morphologic changes in brain structure that have been induced by nicotine exposure might predispose persons to the abuse of other drugs; this mechanism, however, has not yet been experimentally investigated. One possibility is that common pathways of drug-produced reinforcement in the brain might be altered so that the reinforcement produced by subsequent drug exposure is intensified. Central nicotinic receptors are known to be critical mediators of the reinforcing effects of nicotine (USDHHS 1988). In turn, activation of these receptors leads to activation of the dopaminergic reward system, which is critical in mediating the reinforcing effects of a wide variety of abused drugs, including cocaine and heroin. Thus, it is a plausible, but unproven, hypothesis that nicotine exposure would lead to a heightened sensitivity to the reinforcing effects of other drugs of abuse. This hypothesis is supported by the finding that the development of tolerance to nicotine is accompanied by the development of tolerance ("cross-tolerance") to alcohol (Burch et al. 1988; Collins et al. 1988). Other research with animals also shows that nicotine exposure, either alone or in combination with other drugs, may alter the behavioral responses to drugs of abuse, including alcohol and cocaine (Signs and Schechter 1986; Horger, Giles, Schenk 1992). These data together suggest a plausible biological basis for a causal role for tobacco use in the development of other substance abuse patterns, even if this role is shared by other risk factors.

Nicotine produces various effects that have been shown to be produced similarly by one or more other abused drugs; all of these findings were discussed in greater detail in the 1988 Surgeon General's report (USDHHS 1988) and elsewhere (Pomerleau and Pomerleau 1984). Nicotine administration produces feelings of pleasure and euphoria that elevate the same scales on the Addiction Research Center Inventory as the effects of heroin, cocaine, alcohol, and other abused drugs (Henningfield, Miyasato, Jasinski 1985; USDHHS 1988).

Human subjects report, and laboratory rats demonstrate, that nicotine produces acute effects that are more like a stimulant than a sedative (Henningfield, Miyasato, Jasinski 1985; USDHHS 1988). Nicotine administration causes cortical EEG activation (increase in alpha and beta frequency, decrease in beta power) that is associated with increased vigilance and improved cognitive function (USDHHS 1988; Pickworth, Herning, Henningfield 1989). Conversely, nicotine deprivation leads to EEG deactivation and concomitant decreases in vigilance and cognitive function (USDHHS 1988; Pickworth, Herning, Henningfield 1989). Nicotine administration modulates the various levels of catecholamines, which are important in the regulation of mood and reactions to stressful stimuli (Pomerleau and Pomerleau 1984; USDHHS 1988).

Partly through its effects on serotonergic systems in the brain, nicotine has some of the same effects on appetite as medications prescribed for this purpose. Nicotine can reduce skeletal muscle tension and thereby contribute to the feelings of pleasurable relaxation often attributed to various abused drugs. For all of these drugs, including nicotine, the specific effect produced is related to the dose of the drug administered. Thus, depending on the dose of the drug or drugs taken, the time since the last dose, and other factors, theoretically the user may achieve certain effects with any of several drugs, achieve various maximal effects through drug combinations, or use certain drug combinations in an effort to reduce certain adverse effects (Gardner 1980).

Certain trends in drug abuse that have become prominent over the past decade increase the potential role of cigarette smoking in the development of other forms of drug use. Specifically, there are increasing reports of smokable preparations of various drugs, including cocaine ("crack"), methamphetamine ("ice"), phencyclidine ("PCP"), and heroin, and marijuana continues to be smoked by large numbers of people (USDHHS 1988). Drug administration via smoking requires the user to learn to regulate dose and to become tolerant of the rapid onset and aversive effects of smoke inhalation. These basic skills may be learned through the process of becoming dependent on tobacco, as is discussed in "Developmental Stages of Smoking" in Chapter 4 of this report and in the 1988 report. Once learned, these skills can be transferred to other smoked drugs and can facilitate the process of experimentation with such drugs, as well as increase the potential for addiction.

Health Consequences of Smokeless Tobacco Use Among Young People

Introduction

Smokeless tobacco includes two main types: chewing tobacco and snuff. These products are made from the same type of dark- or burley-leaved tobacco. Most smokeless tobacco is grown in Kentucky, Pennsylvania, Tennessee, Virginia, West Virginia, and Wisconsin. Leaves are generally aged one to three years, but snuff tobacco leaves are aged longer than chewing tobacco leaves (Shapiro 1981). People who use chewing tobacco place a wad of loose-leaf tobacco or a plug of compressed tobacco in their cheek; snuff users place a small amount of powdered or finely cut tobacco (loose or wrapped in a paper pouch) between their gum and cheek (USDHHS 1992b). Smokeless tobacco users then suck on the tobacco and spit out the tobacco juices with accompanying saliva. As a consequence of the way in which smokeless products are used, smokeless tobacco is sometimes referred to as spit or spitting tobacco (USDHHS 1992b).

The most notable health consequences associated with smokeless tobacco use include halitosis (bad breath), discoloration of teeth and fillings, abrasion of teeth, dental caries, gum recession, leukoplakia, nicotine dependence, and various forms of oral cancer (USDHHS 1986b, 1992a; WHO 1988). Specifically, smokeless tobacco use has been implicated in cancers of the gum, mouth, pharynx, larynx, and esophagus (USDHHS 1986b; Winn 1988) and has also been indicated in early reports of the development of verrucous carcinoma (Winn 1988). Smokeless tobacco use may also play a role in cardiovascular disease and stroke, through increases in blood pressure, vasoconstriction, and irregular heartbeat (Hsu et al. 1980; Gritz et al. 1981; Schroeder and Chen 1985). Since nearly 25 percent of adult smokeless tobacco users also smoke cigarettes (CDC 1993b), the effects on the oral cavity may be synergistic, and the risks of developing cancer of the oral cavity and pharynx noticeably increase (Blum 1980).

Epidemiologic Evidence

The 1986 Surgeon General's report on smokeless tobacco use concluded that there is no safe use of tobacco. Despite that report and subsequent legislation, restrictions, and follow-up reports (USDHHS 1992a, b; see "Warning Labels on Tobacco Products" in Chapter 6 and "Smokeless Tobacco Advertising and Promotional Expenditures" in Chapter 5), smokeless tobacco use in the United States remains a serious concern. The use of smokeless tobacco by adults has remained relatively constant at about 5 percent for males and 1 percent for females. However, smokeless tobacco use among high

school males has become markedly more prevalent in the past two decades; about 20 percent report using smokeless tobacco in the past month (see "Current Use of Smokeless Tobacco" in Chapter 3 for documentation and further discussion of the prevalence of smokeless tobacco use). In some states, nearly one out of three high school males uses smokeless tobacco. There is little indication that use among young people is significantly declining (Glover et al. 1988; Boyd and Glover 1989; USDHHS 1992b; see "Current Use of Smokeless Tobacco" in Chapter 3).

Smokeless tobacco use primarily begins in early adolescence; some research indicates an average age of onset of 10 years (USDHHS 1992b). Among high school seniors who had regularly used smokeless tobacco, 23 percent reported that they had first tried the product by the sixth grade, and 53 percent by the eighth grade (see "Grade When Smokeless Tobacco Use Begins" in Chapter 3).

Health Consequences

A recent report of the Office of Inspector General (USDHHS 1992b) concluded that smokeless tobacco use causes serious, but generally not fatal, short-term health consequences among young people. The primary health consequences during adolescence include leukoplakia, gum recession, nicotine addiction, and increased risk of becoming a cigarette smoker. Leukoplakia and/or gum recession occur in 40 to 60 percent of smokeless tobacco users (USDHHS 1992b).

Leukoplakia has been defined by the World Health Organization as a lesion of the soft tissue that consists of a white patch (mucosal macule) or plaque that cannot be scraped off (Kramer et al. 1978; Axéll et al. 1984). Greer and Poulson (1983) examined 117 high school students who were smokeless tobacco users; oral soft-tissue lesions were found in 49 percent of these students. Oral leukoplakias carry a five-year malignant transformation potential of about 5 percent (Pindborg 1980, 1985; Bouquot 1987, 1991). If smokeless tobacco use ceases, the leukoplakia appears to regress or resolve entirely (Christen, McDonald, Christen 1991).

Gingival tissue recession (or gum recession) commonly occurs in the area of the oral cavity immediately adjacent to where smokeless tobacco is held. When smokeless tobacco remains exclusively in a specific intraoral location, gingival recession occurs among 30 percent (Weintraub et al. 1990) to over 90 percent (Schroeder et al. 1988) of users. Modéer, Lavstedt, and Åhlund (1980) found that snuff use among 13- and

14-year-old students could directly affect the gingival tissues, causing gingivitis, or gum inflammation. In a study of 565 adolescent male students with gingivitis in Georgia, Offenbacher and Weathers (1985) found that gingival recession was significantly more prevalent, and the odds of developing this condition were nine times greater, among smokeless tobacco users than among nonusers. Navy recruits from 45 states were examined to determine if smokeless tobacco use was associated with gingival recession (Weintraub et al. 1990). Results of the study showed that 31 percent of heavy users and 19 percent of nonusers or low users had gingival recession. Users' age and the intensity of smokeless tobacco use were significant factors in explaining variations in the degree of gingival recession. Two additional studies of adolescents failed to show an association between the use of smokeless tobacco and gingival recession (Wolfe and Carlos 1987; Creath et al. 1988), possibly because most of the users had been using the product for a short time.

Nicotine Addiction

The addictive qualities of smokeless tobacco are also a matter of major concern (Christen and Glover 1981; Glover, Christen, Henderson 1981; Glover et al. 1989; Hatsukami, Nelson, Jensen 1991). Smokeless tobacco users develop a nicotine dependency similar to that of cigarette smokers (Benowitz et al. 1988). This is not surprising, since smokeless tobacco users absorb at least as much nicotine as smokers do (Russell, Jarvis, Feyerabend 1980)—perhaps as much as twice the amount (Benowitz et al. 1988). The high pH of saliva favors absorption of nicotine through oral mucosa, and the degree of absorption increases with the increasing pH of the tobacco product. The rate of absorption of nicotine from snuff is particularly rapid (Russell, Jarvis, Feyerabend 1980; Edwards, Glover, Schroeder 1987). With continued use of smokeless tobacco, blood nicotine levels remain relatively high; these levels fall more slowly after smokeless tobacco is removed from the mouth than after a cigarette has been smoked (Benowitz et al. 1988).

Adolescents develop physical dependence from smokeless tobacco use, as is evidenced by their experience of withdrawal symptoms when they try to quit (see "Smokeless Tobacco Cessation" in Chapter 6). Smokeless tobacco cessation produces withdrawal symptoms that are similar to those for smoking cessation (Hatsukami, Gust, Keenan 1987), including cravings, irritability, distractibility, and hunger. Adolescents who are most addicted to nicotine appear to be less able to quit (Eakin, Severson, Glasgow 1989). Thus, as is seen with cigarette use (see "Adult Implications of Adolescent Smoking" in Chapter 3 and "Adolescent Smoking Behavior as a Risk Factor for Subsequent Smoking" in

Chapter 4), adolescents who are heavy smokeless tobacco users are likely to become adult users.

The addictive potential of smokeless tobacco use is aggravated by the fact that some smokeless products are highly effective in the initiation process and are even termed "starter products" by one smokeless tobacco company (Marsee v. United States Tobacco Company 1989; Henningfield and Nemeth-Coslett 1988). These products tend to be low in nicotine concentration and low in pH (thus reducing absorption); some are in a unit dosage form ("tobacco pouch"), which helps first-time users avoid placing too much of the substance in their mouths. These products may have contributed to the reversal of the demographics of smokeless tobacco users from 1970 to 1986. In 1970, the majority of smokeless tobacco users were 50 years old and older; by 1986, the majority were 35 years old and younger (USDHHS 1987, 1988). As is discussed in Chapter 5 (see "Smokeless Tobacco Advertising and Promotional Expenditures"), marketing and advertising factors have been identified as having instilled the general perception that smokeless tobacco products are safe and socially acceptable (Connolly et al. 1986; USDHHS 1987; Glover et al. 1989). Marketing strategies included a heavy reliance on distributing free samples of product types designed to introduce new users to what one company termed the "graduation process" (Marsee v. United States Tobacco Company 1989). Advertising strategies then encouraged new users to experience greater "satisfaction" and "pleasure" by switching to maintenance products higher in nicotine concentration and pH (Marsee v. United States Tobacco Company 1989; Henningfield and Nemeth-Coslett 1988).

Smokeless Tobacco Use as a Risk Factor for Cigarette Smoking

Young people who use smokeless tobacco appear to be at greater risk to smoke cigarettes than are nonusers. Among smokeless tobacco users, 12 to 43 percent also smoke cigarettes (Eakin, Severson, Glasgow 1989; Williams 1992; CDC 1993b; Stevens et al., in press; see Table 23 in Chapter 3). In the 1986–1989 MTFP, 44 percent of high school seniors had tried both smokeless tobacco and cigarettes; of those, 63 percent had tried smokeless tobacco either before or at about the same time as cigarettes (see Table 38 in Chapter 3). In a prospective study, Ary, Lichtenstein, and Severson (1987) found that smokeless tobacco users were significantly more likely than nonusers to initiate cigarette smoking. Smokeless tobacco users were also more likely to increase their use of cigarettes over a one-year period. For adolescents who use both smokeless tobacco and cigarettes, cessation of one substance may lead to a direct increase in the other (Biglan, La Chance, Benowitz, unpublished data).

Smokeless Tobacco Use as a Risk Factor for Other Drug Use

Smokeless tobacco use is also predictive of other drug use. In a study of more than 3,000 male adolescents interviewed twice at nine-month intervals about their use of various psychoactive substances (Ary, Lichtenstein, Severson 1987), the main findings were that (1) smokeless tobacco users were significantly more likely to use cigarettes, marijuana, or alcohol than nonusers, (2) users of smokeless tobacco were significantly more likely to take up the use of these other substances by the second interview if they were not using them at the first, and (3) adolescents who were using any of these substances at the

first interview were significantly more likely to increase their use of the substance if they also used smokeless tobacco.

Two other facts are important to consider when evaluating the role of smokeless tobacco products in the use of cigarettes and other substances. First, the overall impact of smokeless tobacco is currently limited primarily to males (the main users of these substances) (USDHHS 1986b, 1990). Second, smokeless tobacco users in the Ary, Lichtenstein, and Severson (1987) study, as well as in most other surveys, tend to initiate their tobacco use at about the same age as cigarette smokers or at a slightly earlier age (see "Grade When Use of Smokeless Tobacco and Cigarettes Begins" in Chapter 3).

Conclusions

1. Cigarette smoking during childhood and adolescence produces significant health problems among young people, including cough and phlegm production, an increased number and severity of respiratory illnesses, decreased physical fitness, an unfavorable lipid profile, and potential retardation in the rate of lung growth and the level of maximum lung function.
2. Among addictive behaviors, cigarette smoking is the one most likely to become established during adolescence. People who begin to smoke at an early age are more likely to develop severe levels of nicotine addiction than those who start at a later age.
3. Tobacco use is associated with alcohol and illicit drug use and is generally the first drug used by young people who enter a sequence of drug use that can include tobacco, alcohol, marijuana, and harder drugs.
4. Smokeless tobacco use by adolescents is associated with early indicators of periodontal degeneration and with lesions in the oral soft tissue. Adolescent smokeless tobacco users are more likely than nonusers to become cigarette smokers.

Chapter 3: Epidemiology of Tobacco Use Among Young People in the United States

Introduction

Understanding national trends and patterns of tobacco use among adolescents is crucial to the public health effort to reduce tobacco-related morbidity and mortality. Along with information on young people's knowledge, attitudes, and perceptions concerning tobacco use, these data can help elucidate historical patterns, suggest target groups for programs to prevent tobacco use, determine the need for future interventions, assess the effect of national campaigns against tobacco use, and contribute to predictions of the future burden of tobacco-related disease.

Previous reports from the Surgeon General have described tobacco use among the nation's youth (U.S. Department of Health, Education, and Welfare [USDHEW] 1979a; U.S. Department of Health and Human Services [USDHHS] 1989b). The following analysis both updates and expands these discussions. In particular, the analysis incorporates cross-sectional data from four national surveillance systems that track health behaviors (including tobacco use) among adolescents and from one adult survey with information on older adolescents (Table 1). Data are also used from a national longitudinal survey of adolescents and young adults.

The National Teenage Tobacco Surveys (NTTS) cited in this chapter were conducted by the U.S. Public Health Service and the U.S. Department of Education in 1968, 1970, 1972, 1974, and 1979; a modified version of the survey was conducted in 1989 as the Teenage Attitudes and Practices Survey (TAPS). The National Household Surveys on Drug Abuse (NHSDA) cited were conducted nine times from 1974 through 1991 by the National Institute on Drug Abuse (NIDA); the survey is now sponsored by the Substance Abuse and Mental Health Services Administration (SAMHSA). The Monitoring the Future Project (MTFP) surveys included were conducted yearly from 1976 through 1992 for NIDA by the University of Michigan's Institute for Social Research (ISR). The Youth Risk Behavior Survey (YRBS), cited extensively throughout this chapter, was conducted in 1991 by the Centers for Disease Control (CDC) as a component of the Youth Risk Behavior Surveillance

System. The National Health Interview Surveys (NHIS) cited in this report included yearly data on cigarette smoking during 11 years from 1970 through 1991. Survey methodology varied across these surveillance systems (see Appendix 1, "Sources of Data," for more detail on methodologic characteristics), and the different surveys offered several measures of tobacco use (see Appendix 2, "Measures of Cigarette Smoking," and Appendix 3, "Measures of Smokeless Tobacco Use").

The most comparable of these data sources are TAPS, the NHSDA, the MTFP, and the YRBS. Because the questions used, the ages sampled, and the sites and modes of administration (school-based self-administered questionnaires vs. household-based telephone and in-person interviews) differ, however, even these data are not directly comparable. The MTFP, for example, consistently reports higher prevalence estimates than the two household surveys, mainly because the study population is limited to high school seniors; these respondents, who are usually 17 or 18 years old, are considerably older than the 12- through 18-year-old population included in TAPS and the NHSDA. When possible, most of the comparisons presented in this chapter include age- or grade-specific estimates. However, even after controlling for age differences, the estimates on some measures of tobacco use from the household surveys are lower than the estimates from the school surveys (see Appendix 2).

The purpose of this chapter is to document reported trends and patterns of tobacco use in one source. Differences in the age of the target populations employed, in the setting of the survey, in the wording of questions, and in other factors may cause apparent differences in the actual values of some of the estimates reported here. However, these differences are frequently resolved when methodological issues are taken into consideration. Incorporating data from several types of data collection systems has revealed a number of consistencies in patterns and trends of tobacco-use behaviors that apply to both school-based and household-based sample frames (and thus to school attenders, infrequent school attenders, and dropouts).

Table 1. Sources of national data on tobacco use among young people, 1968–1992

Survey title	Abbreviated title	Sponsoring agency or organization	Type of survey	Years
National Teenage Tobacco Surveys; 1989 Teenage Attitudes and Practices Survey	NTTS, TAPS	National Clearinghouse for Smoking and Health, National Cancer Institute, National Institutes of Health; National Institute of Education; Office on Smoking and Health (OSH), Centers for Disease Control and Prevention (CDC)*	Cross-sectional	1968, 1970, 1972, 1974, 1979, 1989
National Household Surveys on Drug Abuse	NHSDA	National Institute on Drug Abuse/ Substance Abuse and Mental Health Services Administration	Cross-sectional	1974, 1976, 1977, 1979, 1982, 1985, 1988, 1990, 1991
Monitoring the Future Project	MTFP	National Institute on Drug Abuse, University of Michigan, Institute for Social Research	Cross-sectional and longitudinal	1976–1992 annual surveys; 1976–1986 respondents contacted 5–6 years later
Youth Risk Behavior Survey	YRBS	Division of Adolescent and School Health, CDC	Cross-sectional (national, as well as state and local)	1991
National Health Interview Surveys	NHIS	National Center for Health Statistics (NCHS), CDC	Cross-sectional	1970, 1974, 1978–1980, 1983, 1985, 1987–88, 1990, 1991

Sources: NTTS: U.S. Department of Health, Education, and Welfare (1972, 1976, 1979b); TAPS: CDC (1991a); Allen et al. (1991, 1993); Moss et al. (1992); NHSDA: Abelson and Atkinson (1975); Abelson and Fishburne (1976); Fishburne, Ableson, Cisin (1980); Gfroerer (1993); Miller et al. (1983); U.S. Department of Health and Human Services [USDHHS] (1988a, 1990a, 1991a, 1992a, 1993); 1991 NHSDA: CDC, OSH (unpublished data); MTFP: Bachman, Johnston, O'Malley (1980a, b, 1981, 1984, 1985, 1987, 1991); Johnston, Bachman, O'Malley (1980a, b, 1982, 1984, 1986, 1991, 1992); Johnston, O'Malley, Bachman (1991a, b, 1992a, b, in press); 1990–1992 MTFP surveys: Institute for Social Research, University of Michigan (unpublished data); YRBS: Kolbe (1990); CDC (1992c, d); Kolbe, Kann, Collins 1993; CDC, Division of Adolescent and School Health (unpublished data); NHIS: NCHS (1958, 1975, 1985, 1988a, b, 1989); USDHHS (1992a); 1970, 1978–1980, 1987–1988 NHIS: CDC, OSH (unpublished data).

*The 1989 TAPS was partially sponsored by the American Cancer Society.

Mode of survey administration	Response rate	Ages/grades	Sample size	Type of tobacco use examined
Telephone interview, in-person interview, mailed questionnaire	82% in 1989	12-18 years	2,553-9,965	Smoking: all years Smokeless: 1989
Household interview	Mean of approximately 80%; 84% in 1991	17-19 years (trend data);	371-3,429	Smoking: all years Smokeless: 1988-1991
		12-18 years (1991 analysis);	9,086	
		30-39 years (retrospective 1991 analysis)	6,388	
Self-administered in school	77%-86% of sampled seniors; 66%-80% of selected schools; 70%-80% of seniors remained in panel 5 years later	12th grade: 1976-1992	15,091-18,448 ^b	Smoking: all years Smokeless: 1986-1989, 1992
		10th grade: 1992	14,726 ^c	
		8th grade: 1992	18,478 ^d	
		23-24 years old when contacted 5-6 years later	13,665 in panel	
Self-administered in school	For national survey: 90% of sampled students; 75% of selected schools	9th-12th grades	12,272 in national survey	Smoking and smokeless
Household interview, limited telephone interview	Approximately 85%-90%	18-19 years (trend analyses for 1974-1991);	453-1,385	Smoking: all years
		≥ 18 years (for reconstructed prevalence, using 1970, 1978-1980, and 1987 surveys);	148,433	
		≥ 18 years (for age of initiation of regular smoking analyses among females, 1970, 1978-1980, 1987-1988)	115,337	

^bThe Institute for Social Research usually reports the N (weighted), which is approximately equal to the sample size. Cases are weighted to account for differential probability of selection and then normalized to average 1.0. The range for N (weighted) for questions on smokeless tobacco between 1986 and 1992 = 2,553-2,991.

^cN (weighted) for smokeless tobacco = 7,093.

^dN (weighted) for smokeless tobacco = 8,441.

Cigarette Smoking Among Young People in the United States

Recent Patterns of Cigarette Smoking

Ever Smoking

The proportion of adolescents classified as ever smokers (i.e., those who had tried a cigarette [see Appendix 2 for variations in this measure]) varied across survey systems (Table 2). In the 1989 TAPS, 47 percent of students aged 12 through 18 had tried smoking. In the 1991 NHSDA, the prevalence for this same age range was 42 percent. The different estimates between these two household surveys may reflect actual decreased prevalence during the intervening two years or may result from sampling error, from slight differences in response to different survey questions, or from the different way these home-based surveys were administered (by telephone in TAPS and in person in the NHSDA). Of the two self-administered school surveys, the 1991 YRBS reported a higher prevalence of ever smoking (70 percent) than the 1992 MTFP (62 percent), even though the YRBS included students in grades 9 through 12 (age range generally 14 through 18 years), whereas the MTFP was limited to high school seniors. This difference may partly result from the questions each survey used to elicit information on ever smoking. The MTFP survey asked, "Have you ever smoked cigarettes?", and the YRBS asked a question that might have drawn additional affirmative responses: "Have you ever tried or experimented with cigarette smoking, even one or two puffs?"

What stands out from all four surveys is that by age 18, about two-thirds of adolescents in the United States have tried smoking. Also evident across the surveys is that the prevalence of ever smoking is greater (if only slightly so in one survey) among males than females. Findings by racial/ethnic groups were generally in accord across the surveys: whites had the highest prevalence of ever smoking and blacks the lowest in TAPS, the NHSDA, and the MTFP; Hispanics had the highest prevalence of the three groups in the YRBS.

Ever smoking increased as a function of increasing age or grade in all four surveys. Adolescents living in the north-central region of the United States were the most likely to report having smoked (Table 2). Prevalence for individual states were available from the Youth Risk Behavior Surveillance System, which besides its yearly national YRBS also conducts individual surveys in selected states and cities. In 1991, the percentage of students who had tried smoking ranged from 49 to 82 percent (median, 71 percent) (Table 3).

Current Smoking

The overall national prevalence of current smoking (i.e., having smoked within the last 30 days) for persons 12 through 18 years old was estimated to be 16 percent in the 1989 TAPS and 13 percent in the 1991 NHSDA (Table 4). These estimates suggest that at least 3.1 million U.S. adolescents are current smokers. Among high school seniors, the prevalence of past-month smoking was 28 percent in the 1992 MTFP; 28 percent of high school students were past-month smokers in the 1991 YRBS.

In all the surveys, current prevalence among males was equal to or slightly higher than current prevalence for females. This pattern differs from that reported for the late 1970s and mid-1980s, when the prevalence for adolescent females was generally higher than that for adolescent males (USDHEW 1979b; USDHHS 1989b).

The national prevalence of past-month smoking among adolescents was higher for whites than for Hispanics and was lowest for blacks (Table 4). Pooled data from the 1985-1989 MTFP provided information on smoking among Asian American and Native American adolescents (Bachman et al. 1991). Past-month smoking prevalence was higher for Native American male (37 percent) and female (44 percent) seniors than for white male (30 percent) and female (34 percent) seniors. Current smoking was about as common for Asian American male (17 percent) and female (14 percent) seniors as it was for black male (16 percent) and female (13 percent) seniors. Data on Hispanic smoking prevalence, presented in the same report, indicate that smoking prevalence among Hispanic high school seniors from 1985 through 1989 ranked between that of white and black high school seniors, as it did in TAPS, the NHSDA, and the YRBS.

Current prevalence increased with increasing age or grade (Table 4). TAPS and the NHSDA reported smoking prevalences for persons 17 and 18 years old that were slightly lower than those of 12th-grade students surveyed by the MTFP and the YRBS. Prevalence estimates from TAPS and the NHSDA for persons 15 and 16 years old were considerably lower than for 9th- and 10th-grade high school students in the MTFP and the YRBS. These estimates are consistent with the argument that estimates of cigarette smoking from household surveys may underreport actual use, especially for younger adolescents.

Table 2. Percentage of young people who have ever smoked cigarettes, by gender, race/Hispanic origin, age/grade, and region, Teenage Attitudes and Practices Survey (TAPS), National Household Surveys on Drug Abuse (NHSDA), Monitoring the Future Project (MTFP), Youth Risk Behavior Survey (YRBS), United States, 1989, 1991, 1992

Characteristic	1989 TAPS*	1991 NHSDA [†]	1992 MTFP ^{‡§}	1991 YRBS [¶]
Overall	46.5	41.9	61.8	70.1
Gender				
Male	48.3	44.4	63.5	70.6
Female	44.4	39.3	60.2	69.5
Race/Hispanic origin				
White, non-Hispanic	49.5	46.5	65.3	70.4
Male	51.5	49.1	66.2	71.4
Female	49.3	43.7	64.6	69.3
Black, non-Hispanic	36.4	28.1	42.6	67.2
Male	38.7	31.0	45.5	64.7
Female	34.1	25.0	40.4	69.3
Hispanic	43.1	34.4	NA [¶]	75.3
Male	42.5	36.1		75.7
Female	43.7	32.5		74.9
Age/grade				
12-14 years	29.7	26.0		
15-16 years	52.5	45.9		
17-18 years	63.9	60.9		
8th grade			45.2	
9th grade				64.8
10th grade			53.5	68.3
11th grade				72.8
12th grade			61.8	74.5
Region				
Northeast	46.0	39.7	63.7	70.6
North Central	47.9	46.2	65.2	73.0
South	46.5	41.1	61.1	71.3
West	45.0	40.3	56.5	65.0

Sources: **1989 TAPS:** Centers for Disease Control and Prevention (CDC), Office on Smoking and Health (OSH) (unpublished data); **1991 NHSDA:** CDC, OSH (unpublished data); **1992 MTFP:** Johnston, O'Malley, Bachman (in press); Institute for Social Research, University of Michigan (unpublished data); **1991 YRBS:** CDC (1992c); CDC, Division of Adolescent and School Health (unpublished data).

*1989 TAPS, aged 12-18 years. Based on responses to the questions, "Have you ever smoked a cigarette?" and "Have you ever tried or experimented with cigarette smoking, even a few puffs?" Respondents who had smoked a cigarette, even a few puffs, were classified as ever smokers.

[†]1991 NHSDA, aged 12-18 years. Based on response to the question, "About how old were you when you first tried a cigarette?" ("Never tried a cigarette" was a precoded response.)

[‡]1992 MTFP survey. Based on response to the question, "Have you ever smoked cigarettes?" Respondents who reported that they had tried cigarettes at least once or twice were classified as ever smokers.

[§]With the exception of data for 8th- and 10th-grade students, all other data points for the MTFP survey reflect estimates for high school seniors.

[¶]1991 YRBS, grades 9-12. Based on response to the question, "Have you ever tried cigarette smoking, even one or two puffs?"

[¶]NA = Not available.

Table 3. Percentage of high school students who use cigarettes, by gender, Youth Risk Behavior Surveys, United States and selected U.S. sites, 1991

Site	Lifetime cigarette use*			Current cigarette use†			Frequent cigarette use‡		
	Female	Male	Total	Female	Male	Total	Female	Male	Total
Weighted data									
National survey	70	71	70	27	28	28	12	13	13
State surveys									
Alabama	70	79	74	24	32	28	11	16	13
Georgia	66	72	69	22	26	24	10	12	11
Idaho	56	65	61	22	24	23	12	14	13
Nebraska	70	75	72	28	30	29	15	15	15
New Mexico	82	81	82	30	30	30	13	14	13
New York [§]	72	70	71	32	28	30	18	17	17
Puerto Rico ^Δ	46	54	50	13	18	16	3	5	4
South Carolina	72	76	74	25	26	26	13	13	13
South Dakota	68	71	69	32	30	31	17	16	16
Utah	43	55	49	16	18	17	8	8	8
Local surveys									
Chicago	72	73	72	13	20	16	4	7	6
Dallas	70	76	73	11	16	14	4	4	4
Fort Lauderdale	65	65	65	18	13	16	10	6	8
Jersey City	73	70	72	17	16	16	4	4	4
Miami	66	66	66	12	17	15	4	8	6
Philadelphia	82	70	76	22	17	20	11	8	10
San Diego	64	71	68	18	18	18	7	7	7
Unweighted data[¶]									
State surveys									
Colorado [§]	73	74	74	28	27	27	13	14	14
District of Columbia ^Δ	70	60	65	5	7	6	2	2	2
Hawaii	70	70	70	27	25	26	12	13	13
Montana	68	71	69	24	24	24	13	12	12
New Hampshire	71	71	71	28	27	27	16	15	15
New Jersey [§]	67	61	64	NA**	NA	NA	NA	NA	NA
Oregon	63	65	64	22	22	22	9	10	9
Pennsylvania [§]	69	73	71	28	28	28	16	15	15
Tennessee	72	75	74	30	30	30	16	16	16
Wisconsin	72	73	73	30	32	31	16	17	16
Wyoming	70	74	72	27	28	28	15	17	16
Local surveys									
Boston	68	68	68	15	16	15	6	9	7
New York City	76	68	72	26	16	21	12	6	9
San Francisco	61	63	62	14	15	14	7	6	6

Source: Centers for Disease Control (1992d).

*Ever tried cigarette smoking, even one or two puffs.

†Smoked cigarettes on 1 or more of the 30 days preceding the survey.

‡Smoked cigarettes on 20 or more of the 30 days preceding the survey.

§Surveys did not include students from the largest city.

ΔCategorized as a state for funding purposes.

¶Fourteen sites had overall response rates below 60% or had unavailable documentation; weighted estimates were not reported.

**NA = Not available.

Table 4. Percentage of young people who currently smoke cigarettes (within the past 30 days), by gender, race/Hispanic origin, age/grade, and region, Teenage Attitudes and Practices Survey (TAPS), National Household Surveys on Drug Abuse (NHSDA), Monitoring the Future Project (MTFP), Youth Risk Behavior Survey (YRBS), United States, 1989, 1991, 1992

Characteristic	1989 TAPS*	1991 NHSDA [†]	1992 MTFP ^{‡,§}	1991 YRBS ^Δ
Overall	15.7	13.1	27.8	27.5
Gender				
Male	16.0	13.5	29.2	27.6
Female	15.3	12.8	26.1	27.3
Race/Hispanic origin				
White, non-Hispanic	18.5	15.4	31.8	30.9
Male	18.7	15.5	32.1	30.2
Female	18.2	15.3	31.5	31.7
Black, non-Hispanic	6.1	5.3	8.2	12.6
Male	7.8	6.0	10.8	14.1
Female	4.9	4.6	5.8	11.3
Hispanic	11.8	10.1	NA [¶]	25.3
Male	11.8	9.5		27.8
Female	11.7	10.8		22.9
Age/grade				
12–14 years	5.9	3.9		
15–16 years	17.5	14.0		
17–18 years	27.5	25.5		
8th grade			15.5	
9th grade				23.2
10th grade			21.5	25.2
11th grade				31.6
12th grade			27.8	30.6
Region				
Northeast	17.6	14.7	29.6	23.7
North Central	16.6	14.9	31.7	36.5
South	14.0	11.7	26.4	24.8
West	15.5	12.3	22.8	23.1

Sources: **1989 TAPS:** Centers for Disease Control and Prevention (CDC), Office on Smoking and Health (OSH) (unpublished data); **1991 NHSDA:** CDC, OSH (unpublished data); **1992 MTFP:** Johnston, O'Malley, Bachman (in press); Institute for Social Research, University of Michigan (unpublished data); **1991 YRBS:** CDC (1992c); CDC, Division of Adolescent and School Health (unpublished data).

*1989 TAPS, aged 12–18 years. Based on responses to the questions, "Have you ever smoked a cigarette?" and "Think about the last 30 days. On how many of these days did you smoke?"

[†]1991 NHSDA, aged 12–18 years. Based on response to the question, "When was the most recent time you smoked a cigarette?"

[‡]1992 MTFP survey. Based on response to the question, "How frequently have you smoked cigarettes during the last 30 days?"

[§]With the exception of data for 8th- and 10th-grade students, all other data points for the MTFP survey reflect estimates for high school seniors.

^Δ1991 YRBS, grades 9–12. Based on response to the question, "During the past 30 days, on how many days did you smoke cigarettes?"

[¶]NA = Not available.

Past-month smoking was generally most common in the north-central region of the United States and least prevalent in the West and the South (Table 4). Among the available state and local surveys of high school students (Table 3), the percentage of students who were current smokers ranged from 6 to 31 percent (median 27 percent). From the weighted surveys, current smoking prevalence was lowest in Puerto Rico and Utah and highest in South Dakota, New Mexico, and New York (excluding New York City).

Frequent and Heavy Smoking

In the 1989 TAPS, 8 percent of U.S. adolescents 12 through 18 years old were frequent smokers (i.e., had smoked on 20 or more of the 30 days preceding the survey) (Table 5). In 1991, 13 percent of high school students surveyed in the YRBS were frequent smokers. In the 1991 NHSDA, 7 percent of persons 12 through 18 years old were heavy smokers (i.e., had smoked at least one-half pack per day); 10 percent of high school seniors in the 1992 MTFP survey were heavy smokers. Males were slightly more likely than females to report frequent or heavy smoking (Table 5).

To a greater extent than was found for current smoking, white adolescents were more likely than black or Hispanic adolescents to be frequent or heavy smokers. Among white adolescents in the different surveys, frequent and heavy smoking were 2.8 to 7.5 times more common than among black adolescents and 2.3 to 2.6 times more common than among Hispanic adolescents.

As was noted for both ever smoking and current smoking, frequent and heavy smoking increased with increasing age or grade. Frequent and heavy smoking were more prevalent in the north-central and northeast regions and less prevalent in the South and the West.

Sociodemographic Risk Factors for Smoking

In its surveys of high school seniors from 1985 through 1989, the MTFP elicited data on several possible sociodemographic risk factors for adolescent smoking (Table 6). The surveys found, for example, that students who lived alone had the highest prevalences of past-month smoking (47 percent) and heavy smoking (28 percent). Living in a single-parent household increased the risk of past-month or heavy smoking only when the mother was the absent parent. Data from the 1968, 1970, 1972, 1974, and 1979 NTTS indicate higher smoking prevalences among youth living in households with fewer than two parents or parent surrogates (USDHEW 1972, 1976, 1979b). The available published reports, however, did not provide more detail on the exact structure of the household.

The 1989 TAPS examined other aspects of family structure for possible associations with adolescent smoking status (Allen et al. 1993). The survey findings showed that youths 12 through 16 years old who were current smokers were almost twice as likely to be home without a parent or other adult for 10 or more hours a week than were teens who had never smoked. Furthermore, TAPS teens who said that they discussed serious problems with friends rather than with a parent, other relative, or another adult were two times more likely to be current smokers than were teens who reported discussing serious problems with their parents (Moss et al. 1992).

The 1985–1989 MTFP reported an inverse relationship between both past-month and heavy smoking and the population density of the locales in which the seniors grew up (Table 6); those seniors who grew up on a farm or in the country were more likely to smoke than those who grew up in large cities. The MTFP also found that as school performance among high school seniors declined from above average to below average, past-month smoking prevalence increased from 22 to 41 percent, and heavy smoking prevalence increased from 7 to 21 percent. A similar relationship was observed in the 1989 TAPS (Moss et al. 1992).

Postgraduation plans were another predictor of smoking behavior among MTFP seniors. Students who said they planned to complete four years of college were less likely to be past-month smokers (24 percent) or heavy smokers (7 percent) than were those who did not plan to get a college degree (39 percent were past-month smokers, 20 percent were heavy smokers). Males who planned to enter the armed forces after high school were more likely to be past-month smokers (31 percent) or heavy smokers (14 percent) than males who did not have such plans (26 percent were past-month smokers, 10 percent were heavy smokers). This association was negligible among females.

Among MTFP seniors, past-month and heavy smoking were least prevalent among those who felt that religion was very important in their lives and increased uniformly as the self-reported importance of religion lessened. Similarly, adolescent smokers in the 1989 TAPS were more likely to report that they rarely or never attended religious services (54 percent) than were never smokers (29 percent) (Allen et al. 1993).

TAPS also analyzed smoking by dropout status. Respondents who had left school before graduating were more than twice as likely to report smoking in the past week as were those who currently attended or had graduated from high school (43 vs. 17 percent) (CDC 1991a). Female high school students and graduates were about as likely as their male counterparts to have smoked in the past week (17 vs. 18 percent). Female dropouts, however,

Table 5. Percentage of young people who report frequent or heavy use of cigarettes, by gender, race/Hispanic origin, age/grade, and region, Teenage Attitudes and Practices Survey (TAPS), National Household Surveys on Drug Abuse (NHSDA), Monitoring the Future Project (MTFP), Youth Risk Behavior Survey (YRBS), United States, 1989, 1991, 1992

Characteristic	1989 TAPS*	1991 NHSDA†	1992 MTFP‡§	1991 YRBS ^Δ
Measure of use	Frequent	Heavy	Heavy	Frequent
Overall	8.1	6.6	10.0	12.7
Gender				
Male	8.4	6.9	10.4	13.0
Female	7.7	6.2	9.2	12.4
Race/Hispanic origin				
White, non-Hispanic	10.1	7.9	12.0	15.4
Male	10.5	8.1	12.2	15.0
Female	9.7	7.6	11.6	15.8
Black, non-Hispanic	1.9	2.8	1.6	3.1
Male	2.8	3.7	2.4	4.5
Female	1.0	1.8	0.9	1.9
Hispanic	4.4	3.0	NA [¶]	6.8
Male	4.0	2.4		8.0
Female	4.9	3.6		5.7
Age/grade				
12–14 years	1.8	1.2		
15–16 years	8.3	6.5		
17–18 years	16.7	14.4		
8th grade			2.9	
9th grade				8.4
10th grade			6.0	11.3
11th grade				15.6
12th grade			10.0	15.6
Region				
Northeast	8.7	7.7	11.1	12.1
North Central	9.1	7.1	10.9	18.9
South	7.3	6.2	10.2	10.5
West	7.6	5.7	6.8	9.0

Sources: **1989 TAPS:** Centers for Disease Control and Prevention (CDC), Office on Smoking and Health (OSH) (unpublished data); **1991 NHSDA:** CDC, OSH (unpublished data); **1992 MTFP:** Johnston, O'Malley, Bachman (in press); Institute for Social Research, University of Michigan (unpublished data); **1991 YRBS:** CDC (1992c); CDC, Division of Adolescent and School Health (unpublished data).

*1989 TAPS, aged 12–18 years. Based on responses to the questions, "Have you ever smoked a cigarette?" and "Think about the last 30 days. On how many of these days did you smoke?" Those who had smoked on 20 or more of the previous 30 days were classified as frequent smokers.

†1991 NHSDA, aged 12–18 years. Based on response to the question, "How many cigarettes have you smoked per day, on the average, during the past 30 days?" Respondents who reported smoking about one-half pack a day (6–15 cigarettes) or more were classified as heavy smokers.

‡1992 MTFP survey. Based on response to the question, "How frequently have you smoked cigarettes during the last 30 days?" Respondents who reported smoking about one-half pack per day or more were classified as heavy smokers.

§With the exception of data for 8th- and 10th-grade students, all other data points for the MTFP survey reflect estimates for high school seniors.

Δ1991 YRBS, grades 9–12. Based on response to the question, "During the past 30 days, on how many days did you smoke cigarettes?" Those who had smoked on 20 or more of the previous 30 days were classified as frequent smokers.

¶NA = Not available.

Table 6. Prevalence (%) of cigarette smoking among high school seniors, by various sociodemographic risk factors, Monitoring the Future Project, United States, 1985–1989

Sociodemographic risk factor	N (weighted)	Smoked during past month	Smoked \geq 10 cigarettes/day
Household structure			
Lives with both parents	58,100	28.3	10.3
Lives with father only	2,657	35.4	16.3
Lives with mother only	13,955	29.5	12.2
Lives alone	547	47.2	28.3
Other	5,783	34.4	17.8
Population density of locale in which respondent grew up			
Farm	4,445	32.5	12.3
Country	9,438	30.8	12.4
Small city	23,837	28.9	11.0
Medium-sized city or suburb	16,096	29.3	10.9
Large city or suburb	12,504	28.3	10.8
Very large city or suburb	7,612	25.9	8.9
Self-reported overall academic performance			
Above average	24,640	21.6	6.6
Slightly above average	18,688	28.0	9.7
Average	28,609	34.0	14.2
Below average	5,652	40.6	20.7
Plans to complete four years of college	50,364	23.9	6.9
Does not plan to complete four years of college	25,379	39.1	19.5
Plans to enter the armed forces			
Male	8,317	31.2	13.7
Female	2,644	30.4	12.3
Does not plan to enter the armed forces			
Male	25,621	26.1	10.0
Female	34,669	30.1	11.0
Importance of religion			
Very important	20,637	19.2	5.9
Important	25,166	29.5	10.5
Not/somewhat important	33,104	35.1	15.2

Source: Centers for Disease Control and Prevention, Office on Smoking and Health (unpublished data).

were less likely to have smoked than male dropouts (33 vs. 52 percent). White high school students and graduates were more likely than their black counterparts to have smoked in the past week (19 vs. 6 percent). White dropouts were also more likely to have smoked than were black dropouts (46 vs. 17 percent). Data on past-month smoking for 16- through 18-year-old high school seniors and similar-aged youth who reported that they had dropped out of school are available from the NHSDA (Kopstein and Roth 1993). About 28 percent of white students and 72 percent of white dropouts were past-month smokers, and 7 percent of black students and 30 percent of black dropouts were past-month smokers. Among Hispanic 16- through 18-year-olds, however, past-month smoking prevalence was less divergent between students (25 percent) and dropouts (27 percent). Pirie, Murray, and Luepker (1988), using surveys conducted in Minnesota, also reported a higher prevalence of smoking among dropouts.

Age or Grade When Smoking Begins

Smoking initiation at a young age increases the subsequent risk of heavy smoking (Escobedo et al. 1993; Taioli and Wynder 1991) and of smoking-attributable mortality (USDHHS 1989b). As is discussed in detail in Chapter 4 (see "Developmental Stages of Smoking"), smoking initiation is a complex process that can occur over a number of years. The present analysis examined two points in this process: the age a person first tries a cigarette, and the age a person begins smoking daily.

Because some initiation occurs after the adolescent years, the analysis began with self-reported data recalled by adults in the 1991 NHSDA (Table 7). The analysis was further restricted to adults aged 30 through 39 because virtually all initiation occurs before the age of 30 (CDC 1991b; SAMHSA, unpublished data) and because virtually all of the increased mortality that results from cigarette smoking occurs after the age of 40 (National Center for Health Statistics [NCHS] 1992a;

Table 7. Cumulative percentages of recalled age at which a respondent first tried a cigarette and began smoking daily, among persons aged 30–39, National Household Surveys on Drug Abuse, United States, 1991

Age (years)	All persons*		Persons who had ever tried a cigarette	Persons who had ever smoked daily	
	First tried a cigarette	Began smoking daily	First tried a cigarette	First tried a cigarette	Began smoking daily
< 12	14.1	0.9	18.0	15.6	1.9
< 14	29.7	3.9	38.0	36.7	8.0
< 16	48.2	12.2	61.9	62.2	24.9
< 18	63.7	26.0	81.6	81.9	53.0
≤ 18	68.8	34.9	88.2	89.0	71.2
< 20	71.0	37.8	91.0	91.3	77.0
< 25	76.6	46.5	98.2	98.4	94.8
< 30	77.4	48.1	99.3	99.4	98.1
≤ 39	78.0	49.0	100.0	100.0	100.0
Never smoked	100.0	100.0	NA [†]	NA	NA
Mean age	NA	NA	14.5	14.6	17.7

Source: Centers for Disease Control and Prevention, Office on Smoking and Health (unpublished data).

*All persons (N = 6,388).

[†]NA = Not applicable.

Table 8. Age or grade when respondents first tried a cigarette, Teenage Attitudes and Practices Survey (TAPS), National Household Surveys on Drug Abuse (NHSDA), Monitoring the Future Project (MTFP), Youth Risk Behavior Survey (YRBS), United States, 1989, 1991

Age/grade*	TAPS [†] %	NHSDA [‡] %	MTFP [§] %	YRBS [¶] %
≤ 12 years/≤ grade 6	10.1	25.2	18.5	19.2
13–14 years/grades 7–8	11.4	14.5	21.6	17.7
15–16 years/grades 9–10	22.0	16.6	14.9	15.9
> 16 years/> grade 10	8.2	3.9	5.3	5.7
Never smoked	48.3	39.9	39.8	41.4

Sources: **1989 TAPS:** Centers for Disease Control and Prevention (CDC), Office on Smoking and Health (OSH) (unpublished data); **1991 NHSDA:** CDC, OSH (unpublished data); **1991 MTFP:** Institute for Social Research, University of Michigan (unpublished data); **1991 YRBS:** CDC, Division of Adolescent and School Health (unpublished data).

*In TAPS, the NHSDA, and the YRBS, respondents reported the age at which they had first smoked; in the MTFP, respondents reported the grade in which they first smoked.

[†]Includes 17- and 18-year-old respondents to the 1989 TAPS who had completed the 11th grade and who still attended school. Response categories were constructed using the questions, "Have you ever smoked a cigarette?" and "How old were you when you smoked your first whole cigarette?" (N = 687).

[‡]Includes respondents to the 1991 NHSDA between the ages of 17 and 18 years who had completed the 11th grade and responded to the question, "About how old were you when you first tried a cigarette?" (N = 979).

[§]Includes high school senior respondents to the 1991 MTFP survey who responded to the question, "When if ever did you first do each of the following things . . . Smoke your first cigarette?" (N [weighted] = 2,012).

[¶]Includes 12th-grade respondents to the 1991 YRBS who responded to the question, "How old were you when you smoked a whole cigarette for the first time?" (N = 3,127).

Table 9. Age or grade when respondents began smoking daily, National Household Surveys on Drug Abuse (NHSDA), Monitoring the Future Project (MTFP), Youth Risk Behavior Survey (YRBS), United States, 1991

Age/grade*	NHSDA [†] %	MTFP [‡] %	YRBS [§] %
≤ 12 years/≤ grade 6	3.3	2.3	3.3
13–14 years/grades 7–8	4.0	8.5	6.1
15–16 years/grades 9–10	10.4	11.9	10.2
> 16 years/> grade 10	4.6	6.0	4.5
Never smoked daily	77.5	71.2	76.0

Sources: **1991 NHSDA:** Centers for Disease Control and Prevention (CDC), Office on Smoking and Health (unpublished data); **1991 MTFP:** Institute for Social Research, University of Michigan (unpublished data); **1991 YRBS:** CDC, Division of Adolescent and School Health (unpublished data).

*In the NHSDA and the YRBS, respondents reported the age at which they had begun smoking daily; in the MTFP, respondents reported the grade in which they had begun smoking daily.

[†]Includes 17- and 18-year-old respondents to the 1991 NHSDA who had completed the 11th grade who responded to the question, "About how old were you when you first started smoking daily?" (N = 959).

[‡]Includes high school senior respondents to the 1991 MTFP survey who responded to the question, "When, if ever, did you first do each of the following things . . . Smoke cigarettes on a daily basis?" (N [wtd.] = 2,074).

[§]Includes 12th-grade respondents to the 1991 YRBS who responded to the question, "How old were you when you first started smoking cigarettes regularly? (at least one cigarette every day for 30 days)" (N = 3,074).

USDHHS 1989b). Since the recalled age at initiation is often 10 or more years younger than the age of the respondent at the time of the survey, recall bias may affect the reliability of these estimates.

In the 1991 NHSDA, 69 percent of respondents aged 30 through 39 years reported trying a cigarette by age 18. Of all persons who had ever tried a cigarette, 88 percent had tried their first cigarette by age 18. The mean age of first trying a cigarette was 14.5 years. Thirty-five percent of the respondents had become daily smokers by age 18. Of those who had ever smoked daily, 71 percent had smoked daily by age 18. The mean age of becoming a daily smoker was 17.7 years.

Surveys conducted in 1991 among school-aged students, while lacking information on postadolescent initiation, provide information of more recent initiation patterns (i.e., during the 1980s and early 1990s). Among 12th-grade students surveyed in 1991, 22 percent of TAPS respondents, 40 percent of NHSDA respondents, 40 percent of MTFP respondents, and 37 percent of YRBS respondents first tried a cigarette by age 14 (Table 8). About 60 percent of the respondents in the NHSDA, the MTFP, and the YRBS and about 50 percent of the TAPS respondents had smoked by their senior year. Daily cigarette use began by age 16 (or the 10th grade) for 18 to 23 percent of respondents to the NHSDA, the MTFP, and the YRBS (Table 9). By their senior year, 22 to 29 percent of these respondents had become daily smokers.

Other Patterns of Smoking

Two of the surveys gathered further information about smoking patterns—the number of days per month

an adolescent smoked and the number of cigarettes the adolescent smoked per day. In the 1991 YRBS, responses indicated that in general, the greater number of days students reported smoking during the 30 days preceding the survey, the greater the number of cigarettes they smoked per day (Table 10). For example, 49 percent of students who smoked cigarettes on only one or two days during the preceding 30 days smoked fewer than one cigarette per day; among students who smoked cigarettes on all 30 days, 47 percent smoked 11 or more per day.

Smoking patterns were also reported recently by Moss et al. (1992), using 1989 TAPS data (Table 11). About 41 percent of teenage smokers—whether male or female—smoked every day, and about one in four smoked on fewer than five of the preceding 30 days. The percentage of smokers who smoked every day increased with increasing age; 48 percent of 16- through 18-year-old smokers smoked every day. About twice as many white as black teenagers smoked every day (42 vs. 22 percent), and blacks were more likely than whites to have smoked on fewer than five days. Non-Hispanics were more likely than Hispanics to smoke every day.

Sixteen percent of 12- through 18-year-old TAPS respondents who smoked during the week preceding the survey smoked 20 or more cigarettes daily. Males smoked more cigarettes daily than females. Older students smoked more cigarettes daily than younger students; 47 percent of 16- through 18-year-old smokers and 11 percent of 12- and 13-year-old smokers reported smoking 10 or more cigarettes daily. Whites smoked more cigarettes daily than blacks, and non-Hispanics

Table 10. Percent distribution of the number of cigarettes smoked per day, by the number of days on which cigarettes were smoked during the 30 days preceding the survey, Youth Risk Behavior Survey, United States, 1991

Number of days cigarettes were smoked	Cigarettes smoked per day						Total	N
	< 1	1	2-5	6-10	11-20	> 20		
1-2	49.2	29.2	18.0	1.7	1.0	0.2	100	756
3-5	25.3	29.2	41.5	3.6	0.4	0.0	100	452
6-9	7.0	32.5	54.4	5.8	0.4	0.0	100	273
10-19	7.4	13.0	66.5	10.8	1.8	0.4	100	326
20-29	0.7	4.6	61.4	27.9	5.4	0.0	100	294
30	0.1	0.3	26.5	26.0	36.6	10.8	100	803
Average	14.8	15.0	37.2	14.8	14.1	4.0	100	2,904

Source: Centers for Disease Control and Prevention, Division of Adolescent and School Health (unpublished data).

Table 11. Percentage of current smokers by the number of days smoked during the past month and the average number of cigarettes smoked daily, by gender, age, and race/Hispanic origin, Teenage Attitudes and Practices Survey, United States, 1989

Category	Number of days smoked during past month*				Number of cigarettes smoked daily†			
	< 5	5-9	10-29	Every day	< 5	5-9	10-19	≥ 20
Overall	24.1	8.7	26.4	40.8	37.9	20.4	25.7	16.0
Gender								
Male	23.9	8.5	26.6	41.0	33.9	19.3	27.6	19.2
Female	24.3	8.9	26.2	40.6	42.7	21.6	23.5	12.1
Age (years)								
12-13	51.9	8.3‡	23.3	16.5‡	64.3	24.6‡	11.0‡	0.0
14-15	28.4	9.8	34.5	27.3	55.5	17.2	23.0	4.3‡
16-18	20.0	8.4	24.1	47.5	31.6	21.1	27.2	20.1
Race								
White	23.4	8.4	26.2	42.0	36.6	20.1	26.5	16.8
Black	37.0	15.0‡	26.5	21.6	60.3	20.5‡	16.3‡	2.9‡
Hispanic origin								
Hispanic	30.7	11.2‡	31.9	26.3	59.2	22.5	11.6‡	6.6‡
Non-Hispanic	23.5	8.5	26.0	42.0	36.3	20.2	26.9	16.7

Source: Moss et al. (1992).

*Excludes unknown number of days smoked.

†Excludes unknown number of cigarettes smoked daily and none smoked during the past week.

‡Estimate does not meet standards of reliability or precision (< 30 percent relative standard error).

were heavier smokers than Hispanics. Thus, not only were black and Hispanic adolescents less likely to smoke than whites, but those who did smoke, smoked fewer cigarettes each day than their white adolescent counterparts.

On average, persons 12 through 18 years old who smoked the week before the survey (N = 1,099) smoked 9 cigarettes each day. Males smoked 10 cigarettes daily and females smoked 8. Whites averaged 9 cigarettes per day and blacks averaged 6 (1989 TAPS, CDC, Office on Smoking and Health [OSH], unpublished data). The overall average for adult smokers is 19 cigarettes a day (CDC 1992a).

Initiation Continuum of Smoking

The 1989 Surgeon General's report on smoking and health described the continuum of smoking behavior as one that occurs in four stages: initiation,

experimentation, regular smoking, and dependence or addiction (USDHHS 1989b). The report also acknowledged a preparatory stage that occurred before any initial smoking (Flay et al. 1983). These five stages are examined in detail in Chapter 4 (see "Developmental Stages of Smoking").

Data from the 1989 TAPS were used to create an initiation continuum similar to the smoking continuum for adults that was described in the 1989 Surgeon General's report (Pierce and Hatziandreu 1990; USDHHS 1989b). This initiation continuum incorporates measures of smoking behavior and measures of the possibility that a respondent will smoke in the future. In 1989, 54.5 percent of persons 12 through 18 years old reported that they had never smoked a cigarette, not even a few puffs (Table 12). These respondents were asked to report (1) whether they thought they would try a cigarette soon ("yes," "no," and "don't know"), (2) whether they would

Table 12. Percent distribution of an initiation continuum for cigarette smoking among persons aged 12–18 years, by age, gender, and race/Hispanic origin, Teenage Attitudes and Practices Survey, United States, 1989

Uptake continuum category	Age (years)				Gender		Race/Hispanic origin		
	Overall	12–14	15–16	17–18	Male	Female	White/ non- His- panic	Black/ non- His- panic	Hispanic
1. Never tried smoking, not susceptible	44.3	55.5	40.1	32.9	42.0	46.8	42.3	54.0	40.3
2. Never tried smoking, susceptible	10.2	15.8	8.4	4.3	10.1	10.3	9.4	10.5	15.9
3. Tried smoking, not a whole cigarette, not susceptible	7.9	6.6	8.3	9.5	8.6	7.2	7.1	12.7	8.0
4. Tried smoking, not a whole cigarette, susceptible	3.3	4.3	3.2	2.1	3.8	2.7	2.6	5.2	5.4
5. Smoked 1–99 cigarettes, but none in the last 30 days, and not intending to smoke in a year	13.5	7.5	16.6	18.8	13.6	13.4	14.6	9.6	12.6
6. Smoked 1–99 cigarettes, but none in the last 30 days, and might smoke in a year	4.1	4.2	4.8	3.1	4.2	3.9	4.4	1.9	5.4
7. Smoked ≥ 100 cigarettes, but none in the last 30 days, and not intending to smoke in a year	0.9	0.2	1.0	1.9	1.2	0.7	1.2	0.0	0.8
8. Smoked ≥ 100 cigarettes, but none in the last 30 days, and might smoke in a year	0.4	0.2	0.4	0.7	0.4	0.4	0.5	0.3	0.5
9. Smoked 1–99 cigarettes, at least some in the past 30 days	5.9	3.7	7.3	7.4	5.8	5.9	6.3	4.1	5.6
10. Smoked ≥ 100 cigarettes and smoked on 1–19 days during the past 30 days	2.2	0.7	2.6	3.8	2.3	2.0	2.6	0.6	1.7
11. Smoked at least 100 cigarettes and smoked on at least 20 days during the past 30 days	7.3	1.3	7.5	15.5	7.8	6.7	9.1	1.2	4.0

Source: Centers for Disease Control and Prevention, Office on Smoking and Health (unpublished data).

smoke a cigarette if one of their best friends were to offer them one ("definitely yes," "probably yes," "probably not," "definitely not," and "don't know"), and (3) whether they thought they would be smoking cigarettes in one year ("definitely yes," "probably yes," "probably not," "definitely not," and "don't know"). Never smokers who answered "no" to the first question, "definitely not" to the second question, and "definitely not" to the third question were categorized as "not susceptible" to smoking. Those who answered these three questions in any other way were considered susceptible to smoking in the future (Pierce et al. 1993). According to these criteria, 44 percent of all TAPS respondents had never tried a cigarette and were not considered susceptible to smoking, and 10 percent had never tried smoking but were considered susceptible.

Adolescents who had tried smoking but had not smoked a whole cigarette accounted for 11 percent of TAPS respondents; 8 percent were judged to be not susceptible to smoking in the future, and 3 percent were judged susceptible. Those who had smoked at least one cigarette were only asked question 3, above, concerning whether or not they thought they would be smoking in a year. A large category (14 percent of all respondents) was composed of those who had smoked at least 1 but fewer than 100 cigarettes, who had not smoked in the preceding 30 days, and who definitely did not intend to smoke in a year. Another 4 percent had smoked from 1 to 99 cigarettes, had not smoked in the preceding 30 days, and were not definite in their resolve to not be smoking in a year. Slightly more than 1 percent of TAPS respondents had smoked at least 100 cigarettes but had not smoked in the preceding 30 days; these respondents are considered to be former smokers (USDHHS 1989b, 1990b).

Finally, among the 15 percent of respondents who smoked in the preceding 30 days, about 45 percent (6 percent of all respondents) had smoked fewer than 100 cigarettes in their lifetime. Although current smokers, these persons were still at a relatively early stage in the process of smoking initiation. Among those who had smoked at least 100 cigarettes and had smoked in the preceding month, more than three-fourths (7 percent of all respondents) had smoked on 20 or more of those 30 days.

The distribution of this continuum was similar for males and females. White adolescents were more likely to be further along the continuum than were Hispanic and black adolescents.

Cigarette Brand Preference

Knowing what brands of cigarettes are preferred by young smokers may aid the development of

smoking prevention programs and may provide insight into the influence that cigarette advertising may have on young people.

In 1978–1980, the NHIS assessed the brands of cigarettes most often used by current smokers (CDC, OSH, unpublished data). Among 707 respondents who were 18 or 19 years old, the most commonly used brands were Marlboro (37 percent), Kool (14 percent), Salem (10 percent), Winston (9 percent), Newport (8 percent), Virginia Slims (5 percent), Merit (4 percent), Benson & Hedges (3 percent), and Camel (2 percent). Ten percent of females and no males used Virginia Slims. Among whites, Marlboro (42 percent), Kool (10 percent), Winston (10 percent), Salem (8 percent), Virginia Slims (6 percent), and Newport (6 percent) were the most commonly used brands. Among blacks, Kool (46 percent), Newport (25 percent), Salem (20 percent), and Benson & Hedges (6 percent) were the most commonly smoked brands.

In the 1989 TAPS, adolescent respondents who generally bought their own cigarettes were asked what brand they usually purchased. More than two-thirds of these smokers usually purchased Marlboro (Table 13). Preference for Marlboro did not differ appreciably by gender, Hispanic origin, age, or region of the country. White adolescent smokers were much more likely to smoke Marlboro cigarettes than were black adolescent smokers (71 vs. 9 percent).

The next most popular brands, Newport and Camel, each accounted for only 8 percent of the overall population's preference. Black smokers, however, were much more likely to smoke Newport cigarettes than were white smokers (61 vs. 6 percent), although sample sizes of blacks were small. Smokers who resided in the Northeast and the Midwest were more likely to smoke Newport cigarettes than were smokers in the South and the West. Among white adolescents, Newport was more popular in the Northeast (14 percent) and the Midwest (7 percent) than in the South (1 percent) and the West (1 percent) (CDC 1992b). The Camel brand was more popular among male (11 percent) than female smokers (5 percent), among white (8 percent) than black smokers (3 percent), and among smokers residing in the West (18 percent) than among those residing in the other three regions (from 4 to 7 percent).

Several nonnational studies conducted since the 1989 TAPS suggest that Camel cigarettes may be gaining in popularity among young smokers. In a 1990 survey of ninth-grade students in 10 U.S. communities included in the Community Intervention Trial for Smoking Cessation (COMMIT) evaluation, 43 percent of smokers who usually bought their own cigarettes bought Marlboro, 30 percent bought Camel, and 20 percent bought Newport (CDC 1992b). As TAPS data also indicated, adolescent smokers residing in communities in the western

Table 13. Percent distribution of cigarette brands that 12–18-year-old current smokers* reported usually buying, by gender, race/Hispanic origin,[†] age, and region, Teenage Attitudes and Practices Survey, United States, 1989

Category	Number	Marlboro	Newport	Camel	Winston	Benson & Hedges	Salem	Kool	Merit	Vantage	Other
Overall [‡]	865	68.7	8.2	8.1	3.2	1.5	1.4	1.0	0.5	0.1	7.3
Gender											
Male	477	68.9	7.3	10.9	3.6	0.5	0.2	1.9	0.7	0.2	6.0
Female	388	68.4	9.4	4.6	2.6	2.9	2.9	0.0	0.3	0.0	8.9
Race											
White	807	71.4	5.6	8.4	3.4	1.0	1.3	0.6	0.5	0.1	7.6
Black	41	8.7	61.3	3.1	0.0	9.7	3.3	10.9	0.0	0.0	2.9
Hispanic origin											
Hispanic	46	60.9	12.8	7.6	0.0	2.8	3.7	5.8	0.0	0.0	6.5
Non-Hispanic	817	69.1	8.0	8.1	3.3	1.5	1.3	0.8	0.5	0.1	7.3
Age (years)											
12–15	195	74.8	6.1	8.7	2.5	0.9	0.4	1.1	0.0	0.0	6.5
16–18	670	67.0	8.8	7.9	3.3	1.7	1.6	1.0	0.6	0.1	7.8
Region											
Northeast	184	68.4	16.2	4.1	0.0	2.3	0.0	0.0	0.6	0.5	7.9
Midwest	247	70.2	10.0	7.3	3.4	2.2	0.0	1.1	0.5	0.0	5.3
South	281	67.2	5.0	6.1	6.2	1.1	2.9	2.1	0.4	0.0	9.1
West	153	69.6	2.0	18.1	0.7	0.6	2.3	0.0	0.6	0.0	6.2
Overall market share, 1989		26.3	4.7	3.9	9.1	6.2	3.9	5.9	3.8	2.5	33.7

Sources: Centers for Disease Control (1992b); Maxwell (1992).

*Persons who reported smoking on one or more of the 30 days preceding the survey.

[†]Excludes the racial category "other" (N = 17). Ethnicity for two persons was unknown.

[‡]Data were weighted to provide national estimates.

United States showed more preference for Camel cigarettes than did smokers from other regions of the nation. Other studies conducted after TAPS report rates of Camel preference among adolescent smokers that are consistent with the COMMIT survey results (DiFranza et al. 1991; Pierce, Gilpin, et al. 1991).

In June and July 1992, the George H. Gallup International Institute (1992) conducted a telephone survey of a nationwide sample of 1,125 youths 12 through 17 years old. Smokers (those who reported having smoked at

least one cigarette during the 30 days preceding the interview) were disproportionately oversampled, and the data were weighted to represent the adolescent population. Smokers were asked, "Thinking now about the last time you bought cigarettes for yourself, what brand did you happen to buy on that occasion?" Marlboro was the brand bought by 53 percent of these teenage smokers, Camel by 16 percent, and Newport by 8 percent. The most popular brand among blacks in this survey was Newport (54 percent preference).

Trends in Cigarette Smoking

Ever Smoking

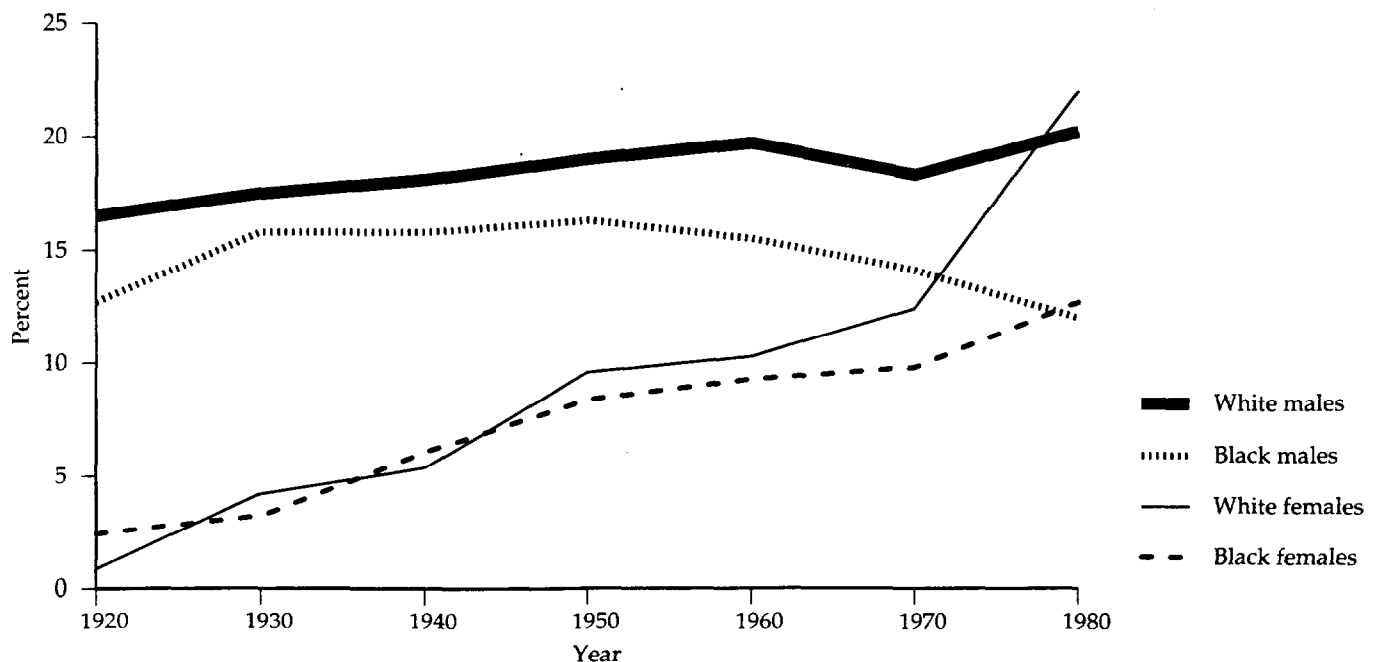
Data from the NTTS, the NHSDA, and the MTFP suggest that the prevalence of ever smoking among adolescents has declined since the 1970s (Table 14). In the NHSDA, the prevalence of smoking among youths 17 through 19 years old declined from 78 percent in 1979 to 64 percent in 1991, an average decline of 1.2 percentage points per year. In the MTFP, the prevalence among 17- and 18-year-olds decreased from 76 percent in 1977 to 62 percent in 1992, an average decline of 0.9 percentage points per year. In the NHIS, the percentage of 18- and 19-year-olds who had smoked at least 100 cigarettes dropped from 41 percent in 1974 to 25 percent in 1991, an average decline of 1.0 percentage points each year.

Current Smoking

NHIS data have been used to examine historical trends in smoking by reconstructing the prevalence of cigarette smoking for the decades in this century before systematic surveillance of cigarette smoking was conducted (USDHHS 1980, 1985, 1991b; Harris 1983). Using information on a respondent's date of birth, age at initiation of fairly regular smoking, and duration of abstinence (for former smokers), the smoking status of the respondent can be assessed for any given year. For this report, the reconstructed prevalence of smoking among those aged 10 through 19 years is reported for the years 1920 through 1980.

Except for 1980, smoking during this 60-year period was more common among white and black adolescent males than among white and black adolescent females (Figure 1). The prevalence of cigarette smoking

Figure 1. Trends in the reconstructed prevalence* of cigarette smoking among 10–19-year-olds, by gender and race, United States, 1920–1980



Source: U.S. Department of Health and Human Services (1991b). Data sources are the 1970, 1978, 1979, 1980, and 1987 National Health Interview Surveys.

*The smoking prevalence for each of the years indicated was calculated for people who would have been 10–19 years old in each of those years by using the survey respondents' date of birth, age when they first began smoking regularly, and age when they quit smoking (see Appendix 2).

Table 14. Trends in the prevalence (%) of ever smoking among young people, National Teenage Tobacco Surveys (NTTS), National Household Surveys on Drug Abuse (NHSDA), Monitoring the Future Project (MTFP), National Health Interview Surveys (NHIS), United States, 1968–1992

Year	NTTS*	NHSDA [†]	MTFP [‡]	NHIS [§]
1968	36.1			
1970	40.8			
1972	39.2			
1974	41.3	69.5		41.1
1976		64.1	75.4	
1977		67.8	75.8	
1978			75.3	36.7
1979	34.0	78.1	74.0	39.3
1980			71.0	34.1
1981			71.0	
1982		72.6	70.1	
1983			70.6	34.5
1984			69.7	
1985		63.2	68.8	29.8
1986			67.6	
1987			67.2	26.2
1988		66.2	66.4	27.7
1989			65.7	
1990		61.4	64.4	27.6
1991		63.6	63.1	25.3
1992			61.8	

Sources: NTTS: U.S. Department of Health, Education, and Welfare (USDHEW) (1972, 1976, 1979b); NHSDA: Centers for Disease Control and Prevention (CDC), Office on Smoking and Health (OSH) (unpublished data on 1974–1991 surveys); MTFP: Johnston, O'Malley, Bachman (in press); NHIS: CDC, OSH (unpublished data on 1974–1991 surveys).

*NTTS, aged 17–18 years. Published reports (USDHEW 1972, 1976, 1979b) merge never smokers and experimenters (those who tried or experimented with smoking, but who had not yet smoked 100 cigarettes) into one category. By definition, therefore, the NTTS will underestimate the percentage of ever smokers. The trends, however, use the same definition.

[†]NHSDA, aged 17–19 years. Those who reported in 1974, 1976, and 1977 that they were current smokers and those who were not current smokers but who responded “yes” to the question, “Have you ever smoked cigarettes?” were classified as ever smokers for those years. For the years 1979 through 1991, ever smoking status was determined by response to the question, “About how old were you when you first tried a cigarette?” The prevalence of ever smoking is the complement of the response “Never tried a cigarette.”

[‡]MTFP high school seniors, aged 17–18 years. Based on response to the question, “Have you ever smoked cigarettes?”

[§]NHIS, aged 18–19 years. Based on response to the question, “Have you smoked at least 100 cigarettes in your entire life?” Those who had smoked at least 100 cigarettes by the time of the survey were classified as ever smokers.

[‡]Available information from published sources (USDHEW 1972, 1976, 1979b) do not permit exact comparisons with the 1989 TAPS data.

remained higher among white adolescent males than among black adolescent males. Smoking prevalence gradually increased among white males during the six decades covered by the data. Among black males, prevalence declined between 1950 and 1980.

Among female adolescents, the reconstructed prevalence of current smoking increased steadily from 1920 through 1980; in 1980, the prevalence among females surpassed that among males for the first time during the six-decade study period. Prevalence among white females has been higher than among black females since 1950. The data indicate a sharp increase in female smoking prevalence between 1970 and 1980.

Trends in current smoking prevalence over the past two decades indicate that for both males and females, past-month smoking declined sharply in the late 1970s or early 1980s (Table 15). Progress then slowed considerably, especially for males. In the MTFP surveys, the past-month smoking prevalence among males actually increased from 27 percent in 1981 to 29 percent in 1992; in the NHSDA and the NHIS, male smoking prevalence was about the same in 1985 and in 1991. The prevalence among adolescent females in the MTFP and NHIS surveys was only slightly lower in 1991 and 1992 than in 1985; in the 1991 NHSDA, female smoking prevalence was about the same as in 1985. By the early 1980s, smoking was generally more common among females than among males. By 1991, however, adolescent females and males had almost equivalent smoking prevalence.

In all three surveys with information on race, the prevalence of current smoking declined during the late 1970s or early 1980s for both black and white older adolescents (Table 16). In the middle 1970s, current smoking was almost equally common among blacks and whites. At the end of that decade, black adolescents were less likely to be current smokers than white adolescents; this trend continued during the 1980s. Among white high school seniors in the MTFP, current smoking was more prevalent in 1992 (32 percent) than in 1981 (30 percent). In all three surveys, prevalence among older white adolescents was slightly higher in 1991 and 1992 than it was in 1985.

Wallace and Bachman (1991) reported that white high school seniors were more than twice as likely as black high school seniors to report smoking in the past month, even after statistical control was made for factors such as parental education, number of parents living at home, urban or rural location, educational plans, academic performance, and religious attitudes and practices.

MTFP trend data are available for daily smoking among racial and ethnic subgroups (Bachman et al. 1991). In general, for Asian, black, white, Hispanic, and American Indian male and female high school seniors, the prevalence of daily smoking declined from 1976–1984. The

decline continued at a reduced rate during the late 1980s for most groups and ceased altogether among white males.

Overall, the prevalence of daily smoking among high school seniors was 29 percent in 1976, 21 percent in 1980, and 17 percent in 1992. Among males, the prevalence was 28 percent in 1976, 19 percent in 1980, and 17 percent in 1992; among females, 29 percent smoked daily in 1976, 24 percent in 1980, and 17 percent in 1992. Among whites, the prevalence of daily smoking declined from 29 percent in 1976 to 22 percent in 1980; the prevalence was 20 percent in 1992. Among blacks, the prevalence of daily smoking declined from 27 percent in 1976 to 16 percent in 1980 and continued to decline to 4 percent in 1992 (Bachman, Johnston, O'Malley 1980a, 1981; ISR, University of Michigan, unpublished data).

Data on smoking among the nation's high school seniors have also been reported as a function of parental education (NCHS 1993). Interestingly, the prevalence of past-month smoking decreased slightly from 1980 through 1991 among those seniors whose parents had completed fewer years of formal education and increased slightly during that period among those seniors whose parents had relatively more years of formal education. For example, among those seniors whose parents, on average, did not graduate from high school, the prevalence of past-month smoking decreased from 33 percent in 1980 to 31 percent in 1991; among seniors whose parents graduated from high school, prevalence of smoking was 34 percent in 1980 and 29 percent in 1991. Among seniors whose parents had some postgraduate education, the prevalence of smoking was 24 percent in 1980 and 27 percent in 1991.

Age or Grade When Smoking Begins

The age at which people become regular cigarette smokers has been measured in national surveys conducted in 1955, 1966, 1970, 1978, 1979, 1980, 1987, and 1988 (Haenszel, Shimkin, Miller 1955; NCHS 1970; USDHHS 1980, 1989b, 1991b; CDC 1991b). Data from the 1955 Current Population Survey (Haenszel, Shimkin, Miller 1955) suggest that during the first half of the century, people became regular smokers at progressively younger ages. The data for males are limited, however, because before 1974 many of the reports for men were provided by proxy respondents.

To reduce proxy responses, Ahmed and Gleeson (NCHS 1970) limited their analysis of data from the 1966 Current Population Survey to females. These investigators concluded that between 1955 and 1966, U. S. women began smoking at an earlier age.

For the present report, the likelihood of having become a regular cigarette smoker by age 18 was determined for females surveyed in the 1970, 1978–1980, and

Table 15. Trends in the prevalence (%) of current smoking* among young people, by gender, National Teenage Tobacco Surveys (NTTS), National Household Surveys on Drug Abuse (NHSDA), Monitoring the Future Project (MTFP), National Health Interview Surveys (NHIS), United States, 1968–1992

Year	NTTS		NHSDA		MTFP		NHIS	
	Males (aged 17–18 years)	Females (aged 17–18 years)	Males (aged 17–19 years)	Females (aged 17–19 years)	Males (aged 17–18 years)	Females (aged 17–18 years)	Males (aged 18–19 years)	Females (aged 18–19 years)
1968	34.0	21.0						
1970	37.8	24.1						
1972	31.2	26.0						
1974	32.6	26.4	47.8	38.7			36.9	30.8
1976			35.1	52.0	37.7	39.1		
1977			39.0	47.2	36.7	39.7		
1978					34.5	38.1	30.6	33.5
1979	19.6	27.0	41.7 [†]	41.7 [†]	31.2	37.1	29.5	34.2
1980					26.8	33.4	24.9	27.8
1981					26.5	31.6		
1982			35.6	37.3	26.8	32.6		
1983					28.0	31.6	23.3	31.4
1984					25.9	31.9		
1985			27.8	26.7	28.2	31.4	20.1	24.5
1986					27.9	30.6		
1987					27.0	31.4	21.6	20.9
1988			28.3	32.9	28.0	28.9	19.6	23.1
1989					27.7	29.0		
1990			28.9	20.2	29.1	29.2	21.7	18.0
1991			27.0	27.0	29.0	27.5	22.0	20.6
1992					29.2	26.1		

Sources: **NTTS**: U.S. Department of Health, Education, and Welfare (USDHEW) (1972, 1976, 1979b); **NHSDA**: Centers for Disease Control and Prevention (CDC), Office on Smoking and Health (OSH) (unpublished data on 1974–1991 surveys); **MTFP**: Bachman, Johnston, O'Malley (1980a, b, 1981, 1984, 1985, 1987, 1991); Johnston, Bachman, O'Malley (1980a, b, 1982, 1984, 1986, 1991, 1992); Johnston, O'Malley, Bachman (1991a, in press); Institute for Social Research, University of Michigan (unpublished data); **NHIS**: CDC, OSH (unpublished data in 1974–1991 surveys).

*For the NTTS, current smokers are those who state that they smoke less than one cigarette per week, one or more cigarettes per week, or one or more cigarettes a day (USDHEW 1979b). For the NHSDA and the MTFP, current smoking is defined as any cigarette smoking during the 30 days preceding the survey. For the NHIS, current smokers are those who report that they have smoked at least 100 cigarettes and who respond "yes" to the question, "Do you smoke now?"

[†]The 1979 NHSDA determined current smoking status only for those respondents who had smoked at least 100 cigarettes (lifetime). The National Institute on Drug Abuse later published adjusted 1979 estimates using data from the 1982 NHSDA (Miller et al. 1983). The adjusted 1979 estimates used the ratio of the 1982 prevalence estimate, based on the 1979 definition, to the prevalence estimate based on the definition used in other years (i.e., any smoking in the last 30 days, regardless of whether the respondent had ever smoked 100 lifetime cigarettes). This table reports estimates based on the same adjustment procedure.

[‡]Available information from published sources (USDHEW 1972, 1976, 1979b) does not permit exact comparisons with the 1989 TAPS data.

Table 16. Trends in the prevalence (%) of current smoking* among white and black young people, National Household Surveys on Drug Abuse (NHSDA), Monitoring the Future Project (MTFP), National Health Interview Surveys (NHIS), United States, 1974–1992

Year	NHSDA†		MTFP		NHIS	
	White (aged 17–19 years)	Black (aged 17–19 years)	White (aged 17–18 years)	Black (aged 17–18 years)	White (aged 18–19 years)	Black (aged 18–19 years)
1974	41.9	47.4			33.6	33.7
1976	43.0	47.2	38.3	39.7		
1977	42.9	44.3	38.4	34.4		
1978			37.0	31.5	33.3	26.3
1979	44.4‡	37.7‡	34.9	28.7	32.6	30.8
1980			31.0	25.2	26.1	29.0
1981			30.1	22.3		
1982	39.2	20.9	31.3	21.2		
1983			31.3	21.2	28.6	18.5
1984			31.0	17.6		
1985	28.6	20.8	31.7	18.7	23.4	18.4
1986			32.0	14.6		
1987			32.2	13.9	23.4	15.3
1988	33.0	17.6	32.3	12.8	23.7	9.4
1989			32.1	12.4		
1990	28.3	7.2	32.5	12.0	22.2	10.3
1991	30.5	11.4	31.8	9.4	24.9	7.6
1992			31.8	8.2		

Sources: **NTTS:** U.S. Department of Health, Education, and Welfare (1972, 1976, 1979b); **NHSDA:** Centers for Disease Control and Prevention (CDC), Office on Smoking and Health (OSH) (unpublished data on 1974–1991 surveys); **MTFP:** Bachman, Johnston, O'Malley (1980a, b, 1981, 1984, 1985, 1987, 1991); Johnston, Bachman, O'Malley (1980a, b, 1982, 1984, 1986, 1991, 1992); Johnston, O'Malley, Bachman (1992a); Institute for Social Research, University of Michigan (unpublished data); **NHIS:** CDC, OSH (unpublished data on 1974–1991 surveys).

*For the NHSDA and the MTFP, current smoking is defined as any cigarette smoking during the 30 days preceding the survey. For the NHIS, current smokers are those who report that they have smoked at least 100 cigarettes and who respond "yes" to the question, "Do you smoke now?"

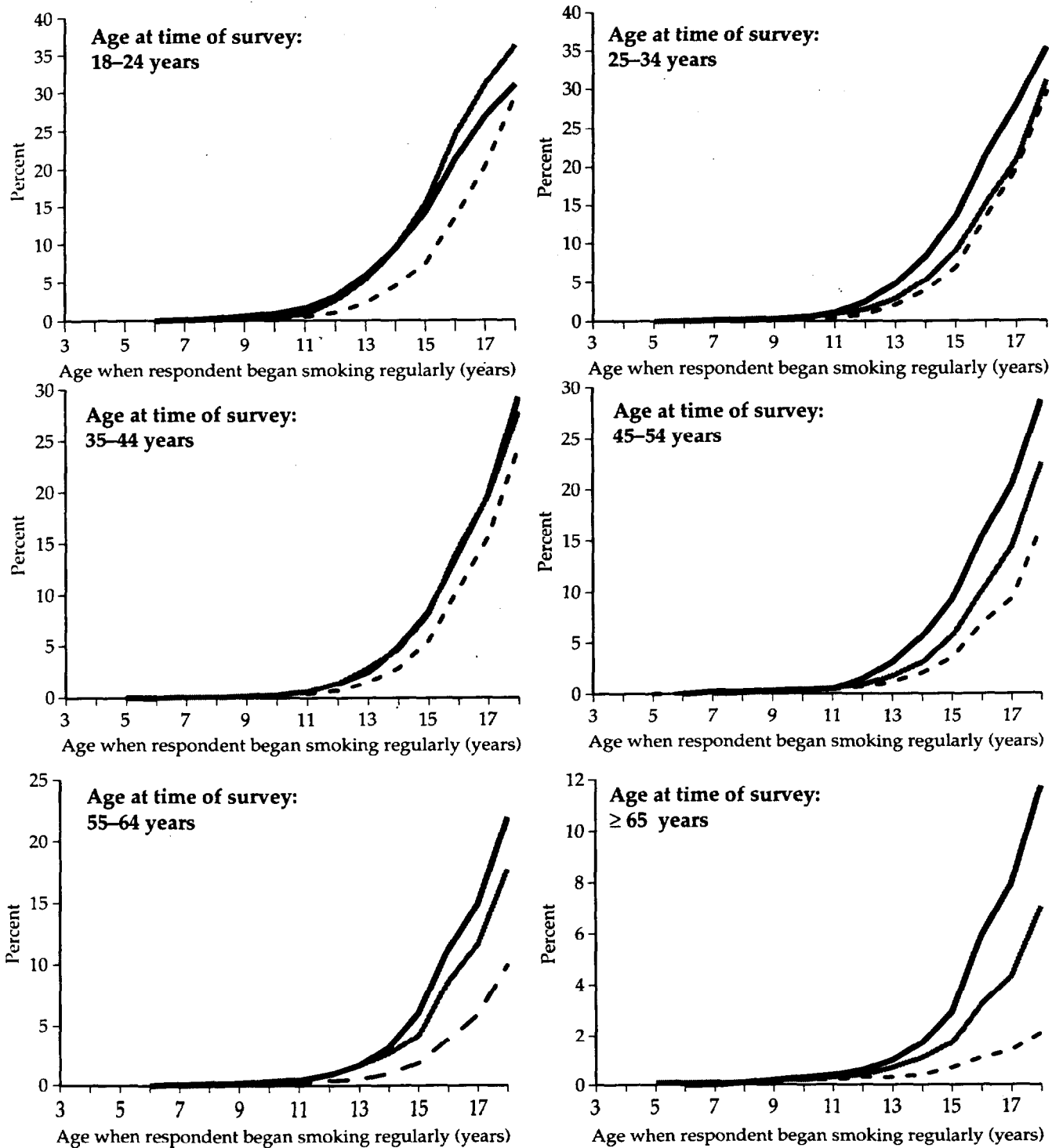
†In the NHSDA, "white" and "black" include respondents of Hispanic origin, except for 1985.

‡The 1979 NHSDA determined current smoking status only for those respondents who had smoked at least 100 cigarettes (lifetime). The National Institute on Drug Abuse later published adjusted 1979 estimates using data from the 1982 NHSDA (Miller et al. 1983). The adjusted 1979 estimates used the ratio of the 1982 prevalence estimate, based on the 1979 definition, to the prevalence estimate based on the definition used in other years (i.e., any smoking in the last 30 days, regardless of whether the respondent had ever smoked 100 lifetime cigarettes). This table reports estimates based on the same adjustment procedure.

1987–1988 NHIS (Figure 2). The data confirm that women in the United States have started to smoke at increasingly younger ages. The largest differences exist for women who were at least 45 years old at the time of the survey. The initiation curve for 18- through 24-year-old females surveyed in 1987 and 1988 is, by age 18, lower than that for 18- through 24-year-old females surveyed in 1978 through 1980, which is consistent with the notion that the prevalence of cigarette smoking has declined recently among young females (Table 15).

Johnston, O'Malley, and Bachman (1992a) used retrospective reports from MTFP high school seniors to describe trends in the initiation of daily smoking among seniors. Their data show that the likelihood of becoming a daily smoker at an earlier grade level increased sharply during the early to middle 1970s for the 1976 through 1978 senior classes. From 1975 through 1977, this likelihood decreased, and the grade of initiation declined or leveled for the 1979–1986 and 1988 classes. The lifetime

Figure 2. Cumulative percentage of females becoming regular cigarette smokers by age 18, by age at time of survey, United States, 1970, 1978–1980, and 1987–1988



Source: National Health Interview Surveys 1970, 1978, 1979, 1980, 1987, 1988, Centers for Disease Control and Prevention, Office on Smoking and Health (unpublished data).

— 1987-1988 Surveys
 — 1978-1980 Surveys
 - - 1970 Survey

prevalence of daily cigarette smoking at all grade levels increased among the classes of 1989, 1990, and 1991.

Number of Cigarettes Smoked Each Day

Trends in the intensity of smoking among MTFP high school seniors indicate that since 1976, the proportion of heavy smokers (\geq one-half pack per day) has decreased and the proportion of never smokers has increased (Figure 3). For example, in 1976, 25 percent of high school seniors had never smoked, and 19 percent were heavy smokers; by 1992, 38 percent had never smoked, and 10 percent were heavy smokers (Bachman, Johnston, O'Malley 1980a; ISR, University of Michigan, unpublished data).

Attempts to Quit Smoking

Cessation attempts are common among young smokers. In the 1989 TAPS, 74 percent of 12- through

18-year-old smokers reported that they had seriously thought about quitting, 64 percent reported that they had tried to quit smoking, and 49 percent reported that they had tried to quit during the previous six months (Allen et al. 1993).

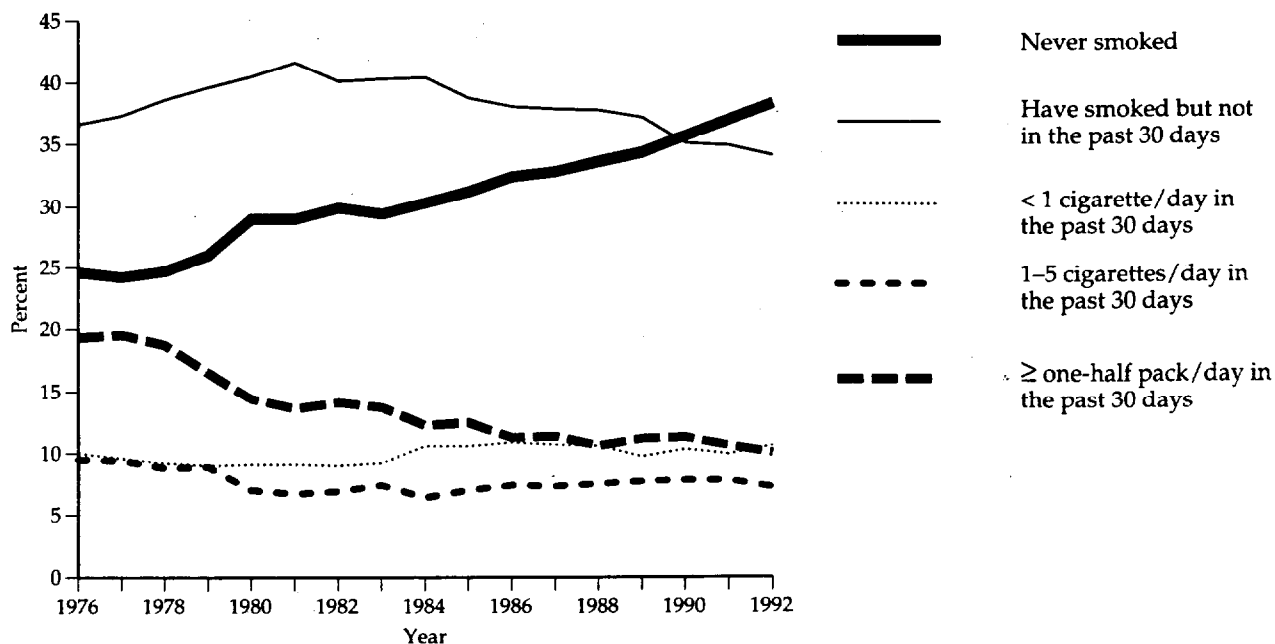
Nearly half of all smokers among high school seniors surveyed by the MTFP between 1976 and 1984 reported that they wanted to stop smoking (Table 17). Interest in quitting declined slightly thereafter. About 30 percent of current smokers reported that at one time in their lives they had tried but failed to stop smoking. About 40 percent of daily smokers reported that they had tried at least once to stop smoking but had failed. The percentage of seniors who at some time had smoked regularly but had not smoked during the 30 days preceding the survey (former smokers) increased sharply for males from 1977 through 1980 and for females from 1977 through 1981 (Figure 4). This measure declined sharply after 1980 for males and after 1981 for females.

Table 17. Trends in high school senior smokers' interest in quitting smoking and attempts to quit smoking, by frequency of smoking during the past 30 days, Monitoring the Future Project, United States, 1976-1989

Survey Question	Respondents answering "Yes"					
	1976-1979		1980-1984		1985-1989	
	N (weighted)	%	N (weighted)	%	N (weighted)	%
Do you want to stop smoking now?						
Among those who smoked at all during the last 30 days	3,872	46.1	3,805	47.1	3,418	42.5
Among those who smoked \geq 1 cigarette/day during the last 30 days	3,396	46.1	3,262	47.6	2,761	43.9
Have you ever tried to stop smoking and found that you could not?						
Among those who smoked at all during the last 30 days	4,740	31.5	4,942	31.4	4,534	27.8
Among those who smoked \geq 1 cigarette/day during the last 30 days	3,604	38.5	3,464	41.6	2,953	39.4

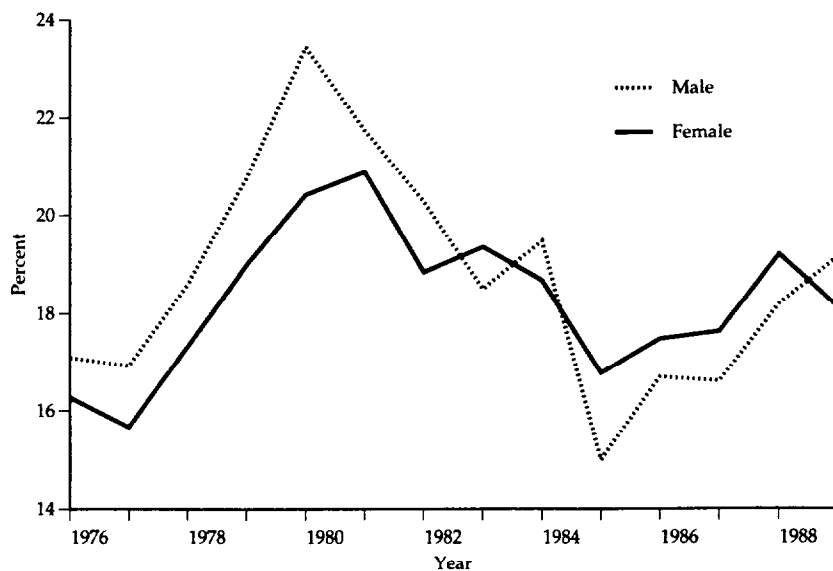
Source: Centers for Disease Control and Prevention, Office on Smoking and Health (unpublished data).

Figure 3. Trends in the intensity of smoking among high school seniors, Monitoring the Future Project, United States, 1976–1992



Sources: Bachman, Johnston, O'Malley (1980a, b, 1981, 1984, 1985, 1987, 1991); Johnston, Bachman, O'Malley (1980a, b, 1982, 1984, 1986, 1991, 1992); Institute for Social Research, University of Michigan (unpublished data).

Figure 4. Trends in the percentage of former smokers among ever smokers,* by gender, high school seniors, Monitoring the Future Project, United States, 1976–1989



Source: Centers for Disease Control and Prevention, Office on Smoking and Health (unpublished data).
 *Percentage of those who had ever smoked regularly who had not smoked during the previous 30 days.

The trend of cessation is similar to the trend for current smoking prevalence. Substantial progress occurred in the late 1970s, but this progress slowed considerably in the 1980s.

Trends in Knowledge and Attitudes About Smoking

Trends in Perceived Health Risks of Smoking

Data from the MTFP allow comparisons of trends in beliefs about the risks associated with cigarette smoking and in actual smoking behavior. The decline in the prevalence of ever smoking has been associated with an increase in the percentage of high school seniors who believe that smoking one or more packs of cigarettes each day is a serious health risk (Figure 5). This association has been observed for both genders and for whites and blacks (Bachman, Johnston, O'Malley 1980a, b, 1981, 1984, 1985, 1987, 1991; Johnston, Bachman, O'Malley 1980a, b, 1982, 1984, 1986, 1991; ISR, University of Michigan, unpublished data). For example, during the early 1980s, the percentage of black high school seniors who felt that there is great risk associated with smoking a pack or more per day increased substantially. At the same time, the percentage of black youth who had smoked

at all and who had smoked daily declined rapidly. In 1989, over 50 percent of smokers and 74 percent of non-smokers reported that they believed that smoking a pack or more per day is a serious health risk (1989 MTFP, CDC, OSH, unpublished data).

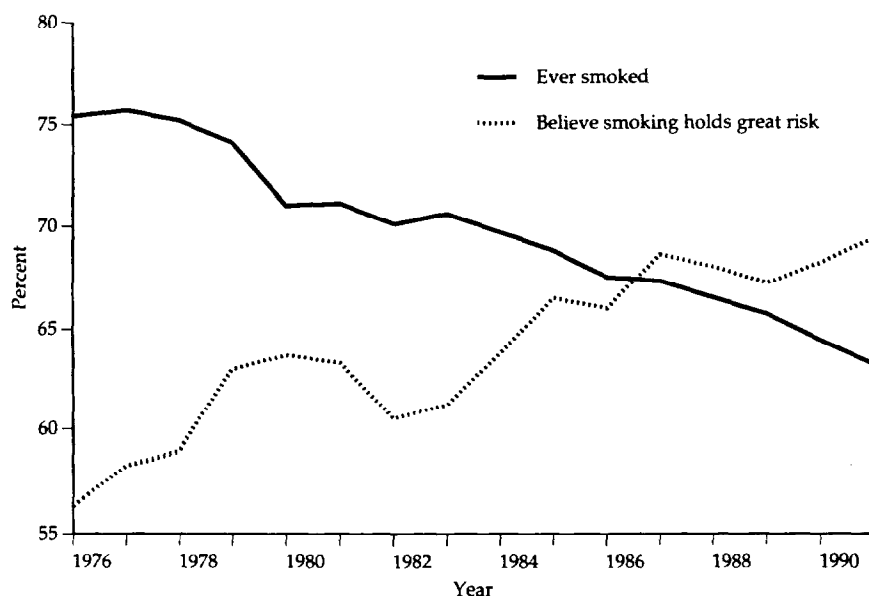
The percentage of seniors who believed that smoking entails a great risk to health increased from 56 percent in 1976 to 69 percent in 1991, and the percentage who believed that the health effects of smoking had been exaggerated decreased from 16 percent in 1981 to 14 percent in 1991 (Table 18). Nonetheless, 3 out of 10 seniors in 1991 still did not believe that heavy smoking poses a serious threat to health.

Among 12- through 18-year-olds in the 1989 TAPS, 32 percent believed that there is no harm in having an occasional cigarette; 57 percent of smokers in the survey endorsed that statement (Allen et al. 1993). Twenty-one percent of smokers and 3 percent of never smokers believed that it is safe to smoke for only a year or two.

Trends in Perceptions About Smoking

The percentage of high school seniors surveyed by the MTFP who considered smoking a "dirty habit" increased between 1981 (66 percent) and 1991 (72 percent) (Table 18). About 73 percent of white and 74 percent of black adolescents now feel this way, compared with only

Figure 5. Trends in the percentage of high school seniors who believe that smoking is a serious health risk and in the percentage who have ever smoked, Monitoring the Future Project, United States, 1976-1991



Sources: Bachman, Johnston, O'Malley (1980a, b, 1981, 1984, 1985, 1987, 1991); Johnston, Bachman, O'Malley (1980a, b, 1982, 1984, 1986, 1991, 1992); Institute for Social Research, University of Michigan (unpublished data).

69 percent of whites and 54 percent of blacks surveyed in 1981 (Johnston, Bachman, O'Malley 1982; ISR, University of Michigan, unpublished data). The perception that smoking is a dirty habit has increased among males, females, smokers, and nonsmokers. Fifty percent of smokers and 81 percent of nonsmokers classified smoking as a dirty habit in 1989 (Johnston, Bachman, O'Malley 1982, 1984, 1986, 1991, 1992; Bachman, Johnston, O'Malley 1984, 1985, 1991; 1981-1989 MTFP, CDC, OSH, unpublished data).

Between 1977 and 1981, the percentage of seniors who felt that their close friends would not, or did not, approve of their smoking increased substantially (Table 18). The percentages reported for 1981 and 1991, however, were essentially identical. The percentage of seniors who believed that adults should be prohibited by law from smoking in certain public places increased from 42 percent in 1977 to 45 percent in 1986 and remained about the same in 1991.

TAPS data on 12- through 18-year-olds provide further information on beliefs about smoking. In 1989, smokers were from two to five times more likely than never smokers to report that they believed that cigarette smoking helps people relax, reduce stress, feel more comfortable in social situations, reduce boredom, and keep their weight down (Allen et al. 1993). Smokers may also deny the addictive properties of cigarettes (USDHHS

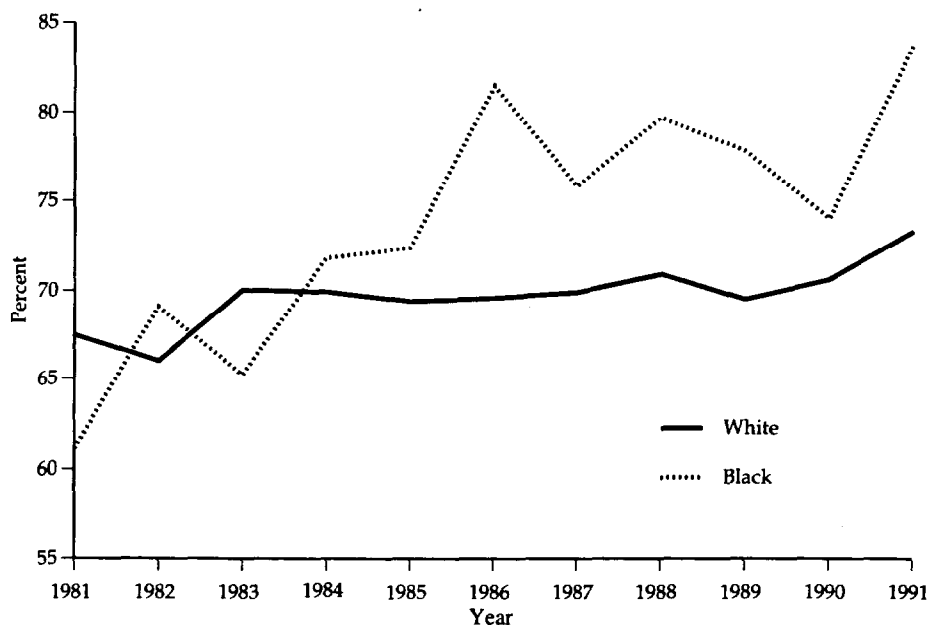
1988b). TAPS data indicated that 39 percent of smokers—but only 11 percent of never smokers—believed that they would be able to quit smoking anytime they wanted.

Trends in Perceptions About Smokers

The overwhelming majority of high school seniors surveyed by the MTFP did not believe that cigarette smoking makes smokers their age look mature, in control, or independent (Table 18). About half believed that smoking makes smokers look insecure, and more than 60 percent perceived cigarette smoking as something smokers use to try to look mature. Between 1981 and 1991, smoking among seniors became less of the behavioral norm; fewer than 20 percent of seniors in 1991 reported feeling that smoking is an attempt to conform to such a norm.

Responses to the MTFP indicate that the majority of high school seniors prefer to date nonsmokers and that this is becoming a trend. Since 1981, the proportion of respondents who prefer to date nonsmokers has increased by over 10 percent, to about 74 percent. The most substantial change occurred among black high school seniors (Figure 6). The percentage of white seniors who preferred to date nonsmokers increased only slightly. Over 85 percent of nonsmokers and

Figure 6. Trends in the percentage of high school seniors who prefer to date nonsmokers, by race, Monitoring the Future Project, United States, 1981-1991



Sources: Bachman, Johnston, O'Malley (1981, 1984, 1985, 1987, 1991); Johnston, Bachman, O'Malley (1982, 1984, 1986, 1991, 1992); Institute for Social Research, University of Michigan (unpublished data).

Table 18. Trends in high school seniors' beliefs and attitudes about smoking and smokers, Monitoring the Future Project, United States, 1976, 1981, 1986, 1991

Beliefs and attitudes	1976	1981	1986	1991
About smoking				
How much do you think people risk harming themselves if they smoke one or more packs of cigarettes per day? [*] (percentage who say great risk)	56.4	63.3	66.0	69.4
The harmful effects of cigarettes have been exaggerated. [†] (percentage who agree)		15.5	16.2	13.8
Smoking is a dirty habit. (percentage who agree)		65.5	68.6	71.6
How do you think your close friends feel (or would feel) about your smoking one or more packs of cigarettes per day? [‡] (percentage who disapprove)	60.0 [§]	73.9	76.2	74.3
Do you think that people (who are 18 or older) should be prohibited by law from smoking tobacco in certain specified public places? (percentage who say yes)	42.0 [§]	43.0	45.1	44.9
About smokers				
In my opinion, when a guy my age is smoking a cigarette, it makes him look (percentage who agree)				
... like he's trying to appear mature and sophisticated		61.4	62.7	60.8
... insecure		42.0	43.6	47.9
... conforming		25.4	21.3	16.5
... rugged, tough, independent		8.6	9.9	9.8
... mature, sophisticated		5.3	4.6	5.0
... cool, calm, in control		6.2	5.5	5.3

Sources: Bachman, Johnston, O'Malley (1980a, 1987); Johnston, Bachman, O'Malley (1980a, 1982); Institute for Social Research, University of Michigan (unpublished data).

^{*}Possible responses included "no risk," "slight risk," "moderate risk," "great risk," "can't say—drug unfamiliar." Percentages include those who say "great risk."

[†]Possible responses included "disagree," "mostly disagree," "neither," "mostly agree," "agree." Percentages include those who "agree" or "mostly agree."

[‡]Possible responses included "not disapprove," "disapprove," "strongly disapprove." Percentages include those who "disapprove" or "strongly disapprove."

[§]1977 data.

Table 18. Continued

Beliefs and attitudes	1976	1981	1986	1991
About smokers				
In my opinion, when a girl my age is smoking a cigarette, it makes her look (percentage who agree)				
... like she's trying to appear mature and sophisticated		64.6	65.0	64.1
... insecure		47.4	49.5	52.0
... conforming		26.5	21.7	19.5
... independent and liberated		11.2	9.5	9.6
... mature, sophisticated		6.9	5.4	4.5
... cool, calm, in control		5.5	4.5	4.1
I prefer to date people who don't smoke. (percentage who agree)		66.5	71.0	74.0
Smokers know how to enjoy life more than nonsmokers. (percentage who agree)		2.8	2.4	3.6
I think that becoming a smoker reflects poor judgment. (percentage who agree)		57.0	59.3	61.0
I strongly dislike being near people who are smoking. (percentage who agree)			45.4	48.9
I personally don't mind being around people who are smoking. (percentage who agree)		38.2	36.9	33.1
Do you disapprove of people (\geq age 18) who smoke one or more packs of cigarettes per day? (percentage who disapprove)	65.9	70.0	75.4	71.4

about one-third of smokers preferred to date nonsmokers in 1989 (1989 MTFP, CDC, OSH, unpublished data).

Findings from the 1989 TAPS also suggest that few adolescents consider smoking a norm for their age group. Two-thirds of 12- through 18-year-old respondents agreed with the statement, "Seeing someone smoking turns me off," and 86 percent (94 percent of never smokers and 51 percent of current smokers) preferred to date nonsmokers (Allen et al. 1993).

Adolescents seem to be more concerned about people smoking around them. In the MTFP, the percentage of high school seniors who strongly disliked being near smokers increased between 1986 (45 percent) and 1991 (49 percent), and the percentage who reported that they did not mind being around smokers declined (from 38 percent in 1981 to 33 percent in 1991) (Table 18). Males were consistently more likely than females to mind being around smokers (Johnston, Bachman, O'Malley 1982,

1984, 1986, 1991, 1992; Bachman, Johnston, O'Malley 1984, 1985, 1991; ISR, University of Michigan, unpublished data). The percentage of female seniors who did not mind being around smokers changed little over time. From 1981 through 1991, the proportion of high school seniors who did not mind being around people who were smoking decreased by about 50 percent among blacks and by only 5 percent among whites (Figure 7). Smokers' acceptance of being around other smokers remained constant, at approximately 70 percent, from 1981 through 1989, whereas the percentage of nonsmokers who did not mind being around smokers decreased from 25 to 21 percent (1981-1989 MTFP surveys, CDC, OSH, unpublished data).

Adult Implications of Adolescent Smoking

Some notable findings regarding young people's expectations to smoke, or to abstain from smoking, have emerged from the MTFP (see Johnston, O'Malley, Bachman 1992b). In their senior year, respondents who answered one of five questionnaire forms were asked, "Do you think you will be smoking cigarettes five years from now?" Overall, about 1 percent said they "definitely" would be smoking in five years, 14 percent said they "probably" would, 27 percent said they probably would not, and 58 percent said they definitely would not (Table 19). About 55 percent of past-month smokers and about 45 percent of daily smokers stated that they probably would not or definitely would not be smoking in five years.

Of the seniors in the full panel, 68 percent indicated that they had not smoked in the 30 days preceding the senior-year survey; 9 percent had smoked less than one

cigarette per day; 8 percent had smoked one to five cigarettes per day; 7 percent had smoked about one-half pack per day; and 8 percent had smoked a pack or more per day (Table 20). Five years after graduation, the same total proportion (32 percent) were past-month smokers. Somewhat more (26 vs. 23 percent), however, were daily smokers. Further, for each smoking group defined by senior-year smoking level, those who continued to smoke increased their frequency of smoking (Tables 20-21).

Of the respondents who were nonsmokers at the end of their senior year, 86 percent remained nonsmokers five to six years later, whereas only 13 percent of those who smoked one pack each day in their senior year became nonsmokers (Table 20). Those students who smoked one-half pack per day in their senior year were nearly as likely to continue use as were those students who smoked one pack daily; 81 percent of half-pack-a-day smokers still smoked, and the majority of them increased their rate of smoking (Table 21). Seventy percent of respondents who in their senior year smoked one to five cigarettes per day continued to smoke five years later; most of these continuing smokers increased their rate of use. Even among the seniors who smoked the least (less than one cigarette per day), 42 percent continued to smoke five to six years later, and two-thirds of these had increased their rate of smoking.

When earlier smoking behavior is controlled, seniors' expectations to smoke had very limited power to predict subsequent smoking behavior (Table 22). Many seniors who smoked one pack per day had expectations of discontinuing use. These expectations showed no relationship to the actual rate of smoking five to six years later. The same is true for those seniors who smoked

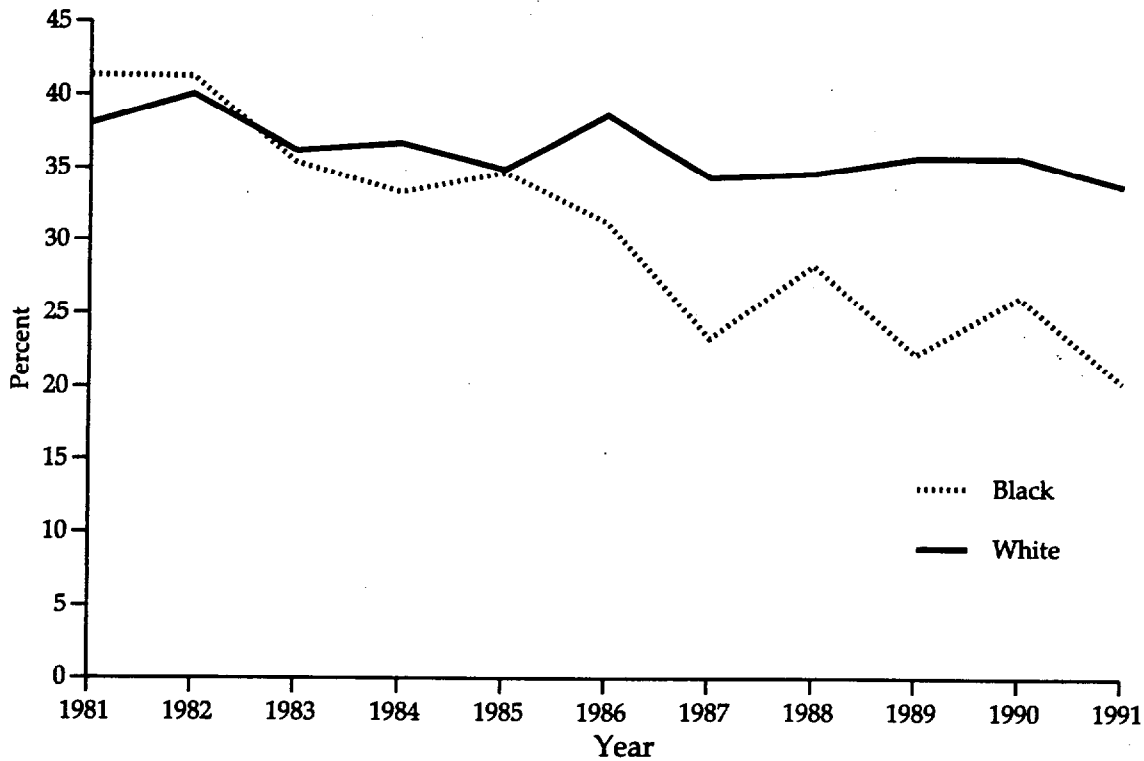
Table 19. High school seniors predicting whether they will be smoking in five years, by smoking status in senior year, Monitoring the Future Project, United States, 1976-1986 senior classes

Senior year smoking status (use in past 30 days)	Predicted likelihood of smoking in five years (%)*				Number (weighted)
	Definitely will	Probably will	Probably will not	Definitely will not	
None	0.4	1.3	21.0	77.3	1,926
< 1 cigarette/day	0.5	14.7	56.5	28.3	248
1-5 cigarettes/day	1.8	37.6	44.1	16.5	211
About 1/2 pack/day	0.6	57.7	30.3	11.3	197
≥ 1 pack/day	5.1	62.9	26.7	5.2	228
Total	0.9	14.2	27.0	58.0	2,810

Source: Institute for Social Research, University of Michigan (unpublished data).

*Entries are row percentages.

Figure 7. Trends in the percentage of high school seniors who do not mind being around people who are smoking, by race, Monitoring the Future Project, United States, 1981–1991



Sources: Bachman, Johnston, O'Malley (1981, 1984, 1985, 1987, 1991); Johnston, Bachman, O'Malley (1982, 1984, 1986, 1988, 1991, 1992); Institute for Social Research, University of Michigan (unpublished data).

Table 20. Intensity of smoking (%) in senior year of high school, by intensity of smoking 5–6 years later, Monitoring the Future Project, United States, 1976–1986

Senior-year smoking intensity (use in past 30 days)	Smoking intensity (past 30 days) 5–6 years later (%)*					Number (weighted)	Column percentage
	None	< 1 cigarette /day	1–5 cigarettes /day	½ pack	≥ 1 pack		
None	85.6	4.9	2.6	2.7	4.1	9,238	67.6
< 1 cigarette/day	57.8	14.4	9.6	7.8	10.4	1,268	9.3
1–5 cigarettes per day	29.6	8.8	17.2	20.5	23.9	1,058	7.7
About ½ pack/day	18.8	4.9	8.7	21.7	46.0	1,000	7.3
≥ 1 pack/day	13.4	2.7	4.1	10.1	69.7	1,100	8.1
Total	68.0	5.9	5.0	6.6	14.6	13,665	100.0

Source: Institute for Social Research, University of Michigan (unpublished data).

*Entries are row percentages.

Table 21. Direction of change in smoking behavior (%) between senior year of high school and 5–6 years later, Monitoring the Future Project, United States, 1976–1986 senior classes

Senior-year smoking status (use in past 30 days)	Smoking status 5–6 years later*				Number (weighted)
	Quit	Less use	Same level	More use	
None			85.6	14.4	9,238
< 1 cigarette/day	57.8		14.4	27.8	1,268
1–5 cigarettes/day	29.6	8.8	17.2	44.4	1,058
About 1/2 pack/day	18.8	13.6	21.7	46.0	1,000
≥ 1 pack/day	13.2	17.7	40.2	29.0	869

Source: Institute for Social Research, University of Michigan (unpublished data).

*Entries are row percentages.

Table 22. Smoking intensity 5–6 years after high school, by senior-year smoking status and expectation to smoke in 5 years, Monitoring the Future Project, United States, 1976–1986 senior classes

Senior-year smoking intensity (use in past 30 days) and predicted likelihood of smoking in 5 years	Smoking intensity (past 30 days) 5–6 years later*				Number (weighted)	
	None	< 1 cigarette/day	1–5 cigarettes/day	1/2 pack/day		≥ 1 pack/day
None						
Will smoke	55.3	10.6	19.8	8.3	5.9	30
Will not smoke	84.7	5.6	2.9	2.5	4.3	1,829
Total	84.2	5.7	3.2	2.6	4.3	1,859
< 1 cigarette/day						
Will smoke	41.7	18.4	19.5	14.0	6.4	36
Will not smoke	58.4	14.7	9.7	9.7	7.5	208
Total	55.9	15.2	11.1	10.4	7.3	244
1–5 cigarettes/day						
Will smoke	32.3	3.0	15.5	23.0	26.2	83
Will not smoke	31.8	5.8	15.9	23.0	23.5	125
Total	32.0	4.7	15.7	23.0	24.6	208
About 1/2 pack/day						
Will smoke	15.5	4.9	6.5	21.0	52.1	115
Will not smoke	17.6	2.5	6.5	21.1	52.3	81
Total	16.4	3.9	6.5	21.1	52.2	196
≥ 1 pack/day						
Will smoke	13.3	2.2	3.2	9.6	71.8	153
Will not smoke	13.2	1.6	5.3	6.3	73.6	72
Total	13.3	2.0	3.8	8.5	72.4	225
Grand Total	67.0	6.0	5.2	6.6	15.2	2,731

Source: Institute for Social Research, University of Michigan (unpublished data).

*Entries are row percentages.

one-half pack—or even as little as one to five cigarettes—per day in high school. Expectations were predictive only for those smokers who smoked less than one cigarette per day; 58 percent of those who thought they probably or definitely would be smoking in the future did, in fact, continue to smoke, whereas only 42 percent of those who did not expect to smoke in the future did smoke. Among seniors who had never smoked, less than 2 percent thought they would be smoking in five years (Table 19). This small group did, in fact, have a higher rate of subsequent smoking (45 percent) than never smokers who did not expect to be smoking in five years (15 percent) (Table 22).

Thus, the expectation to avoid smoking seemed to make some difference among nonsmokers and very light smokers in high school, although very few seniors in these groups reported an expectation to smoke. On the other hand, among light, moderate, and heavy daily smokers, the expectation to abstain from smoking in the future seemed overwhelmed by the strong forces that tend to maintain or advance smoking behavior once it is established. One implication of these results is that young people should be made aware of the strongly addictive nature of nicotine and its ability to overwhelm future good expectations. Clearly, prevention is the major goal, but immediate cessation is of critical importance for adolescents, even for those who smoke very little in high school.

Smoking and Other Drug Use

In Chapter 2, tobacco use is discussed as a possible predictor of other drug use (see “Smoking as a Risk Factor for Other Drug Use” and “Smokeless Tobacco Use as a Risk Factor for Other Drug Use”). The present chapter presents detailed information on high school seniors’ usage patterns for cigarettes, alcohol, marijuana, cocaine, inhalants, and smokeless tobacco. Both prevalence of past-month use and comparisons of the self-reported age at first use of each will be presented.

Prevalence of Smoking and Other Drug Use

Among high school seniors in the MTFP studies, the majority of alcohol users (60 percent) and smokeless tobacco users (57 percent) did not smoke (Table 23). The majority of marijuana (62 percent), cocaine (68 percent), and inhalant (56 percent) users smoked cigarettes. Cigarette smoking prevalence was from 1.9 to 3.9 times higher among users of these drugs than among nonusers.

Although most drinkers (60 percent) did not smoke, almost all smokers (88 percent) were drinkers. Almost one-half (45 percent) of cigarette smokers were also marijuana smokers, 11 percent were cocaine users, 5 percent used inhalants, and 33 percent used smokeless tobacco (which will be discussed separately later in this chapter). The prevalence of

Table 23. Prevalence (%) of cigarette smoking among users of other drugs and prevalence of other drug use among smokers,* high school seniors, Monitoring the Future Project, United States, 1985–1989

Other substances	Prevalence of smoking among users of other drugs	Prevalence of smoking among nonusers of other drugs	Prevalence of drug use among smokers	Prevalence of drug use among nonsmokers
Alcohol	40.0	10.3	87.6	54.8
Marijuana	62.1	20.3	44.9	11.2
Cocaine [†]	68.1	27.2	10.9	2.1
Inhalants [‡]	56.1	28.5	4.8	1.5
Smokeless tobacco [§]	43.0	22.4	32.5	15.6

Source: Centers for Disease Control and Prevention, Office on Smoking and Health (unpublished data).

*Any use of cigarettes or other drugs during the past month.

[†]Includes “coke,” “crack,” and “rock.”

[‡]Glue, aerosols, laughing gas, etc.

[§]Males only, 1986–1989 senior classes only.

other drug use was from 1.6 to 5.2 times more prevalent among cigarette smokers than nonsmokers.

Grade When Smoking and Other Drug Use Begins

MTFP data from 1986 through 1989 were merged to observe the grade at which seniors reported trying cigarettes, smokeless tobacco, alcohol, marijuana, and cocaine (Figure 8). Among ever smokers, 31 percent tried their first cigarette by the sixth grade, and 61 percent first smoked by the eighth grade. Among those who had used smokeless tobacco, 23 percent had first done so by the sixth grade, and 53 percent by the eighth grade. Proportionately fewer users of alcohol, marijuana, and cocaine initiated use as early as respondents initiated use of cigarettes and smokeless tobacco. Thirty-four percent of alcohol users, 26 percent of marijuana users, and 6 percent of cocaine users first tried these drugs by the eighth grade.

By the 12th grade, only 8 percent of MTFP respondents had not tried cigarettes or alcohol; 68 percent had

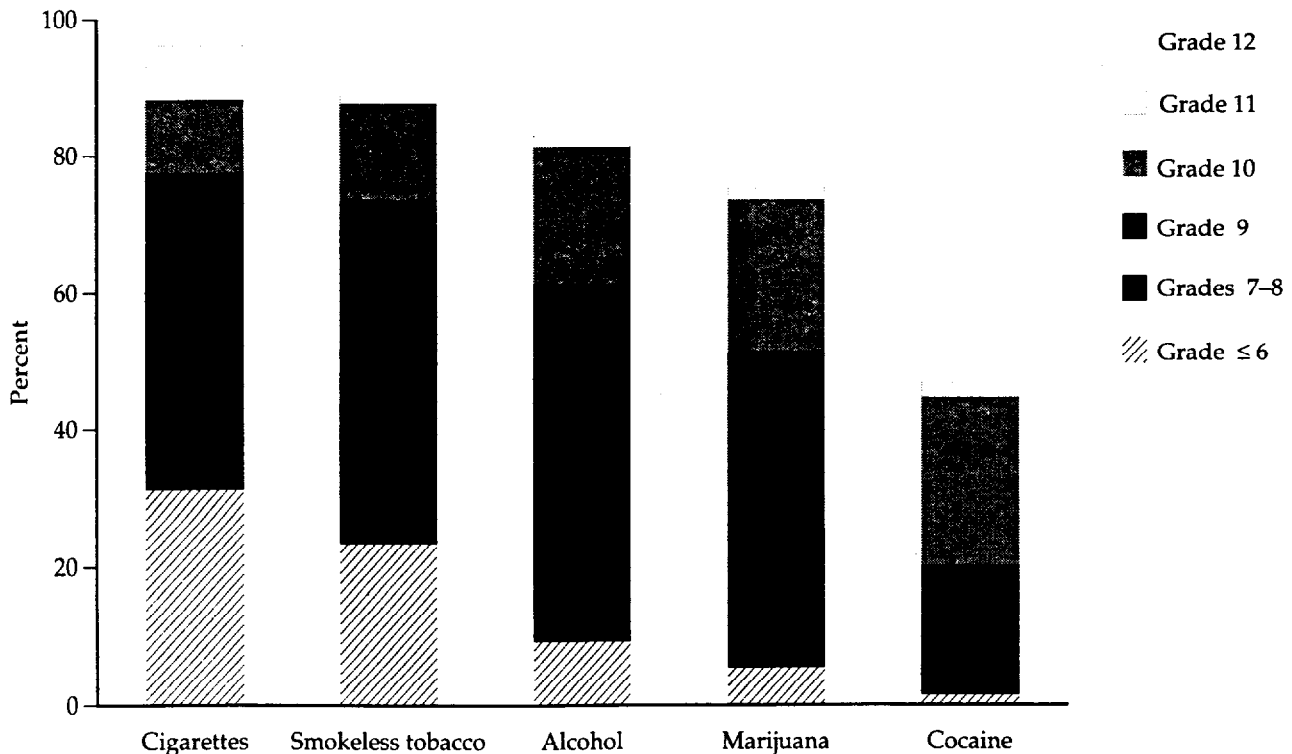
tried both, and 24 percent had tried alcohol but not cigarettes (Table 24). Of those students who had tried both cigarettes and alcohol by 12th grade, almost half (49 percent) had tried cigarettes before trying alcohol; 33 percent had tried both at about the same time.

About 30 percent of all students had not tried cigarettes or marijuana by the 12th grade (Table 25); 44 percent had tried both, and 22 percent had tried cigarettes but not marijuana. Of those who had tried both by 12th grade, most students (65 percent) had tried cigarettes before marijuana; 23 percent had tried both at about the same time.

About one-third of seniors (34 percent) had not tried cigarettes or cocaine; 12 percent had tried both, and over half (53 percent) had tried cigarettes but not cocaine (Table 26). Of those who had tried both by 12th grade, 90 percent had tried cigarettes before trying cocaine, and 9 percent had tried both at about the same time.

These data support the contention that tobacco use falls early in the sequence of drug use for young adolescents and therefore may be considered a "gateway" drug.

Figure 8. Grade when respondents (high school seniors) first tried cigarettes, smokeless tobacco, alcohol, marijuana, and cocaine, among respondents who had ever used these substances by grade 12, Monitoring the Future Project, United States, 1986–1989



Source: Centers for Disease Control and Prevention, Office on Smoking and Health (unpublished data).

Table 24. Percent distribution of high school seniors (N [weighted] = 19,831), by grade in which they first (if ever) used cigarettes and alcohol, Monitoring the Future Project, United States, 1986–1989

Grade when respondent first tried cigarettes	Grade when respondent first tried alcohol						Never used	Row total
	≤ 6	7–8	9	10	11	12		
≤ 6	4.2	7.2	4.9	2.5	1.5	0.6	0.3	21.2
7–8	1.3	8.0	6.4	3.1	1.3	0.5	0.2	20.8
9	0.4	2.0	4.9	2.4	1.0	0.4	0.1	11.1
10	0.3	1.1	1.9	2.8	1.0	0.3	*	7.4
11	0.2	0.5	1.2	1.6	1.6	0.3	0.1	5.5
12	0.1	0.3	0.5	0.6	0.6	0.6	0.1	2.7
Never used	2.0	3.8	5.3	5.3	4.7	2.8	7.5	31.4

Source: Centers for Disease Control and Prevention, Office on Smoking and Health (unpublished data).

* < 0.05.

Note: Totals may not equal the sum of individual percentages because of rounding.

Table 25. Percent distribution of high school seniors (N [weighted] = 20,657), by grade in which they first (if ever) tried cigarettes and marijuana, Monitoring the Future Project, United States, 1986–1989

Grade when respondent first tried cigarettes	Grade when respondent first tried marijuana						Never used	Row total
	≤ 6	7–8	9	10	11	12		
≤ 6	2.0	4.5	3.3	2.2	1.4	0.8	6.2	20.3
7–8	0.3	4.1	4.4	2.9	1.5	0.8	5.8	19.8
9	0.1	0.5	2.5	2.3	1.2	0.6	3.5	10.7
10	0.1	0.2	0.5	1.7	1.4	0.5	2.6	6.9
11	*	0.1	0.3	0.4	1.3	0.6	2.5	5.2
12	*	*	0.1	0.2	0.2	0.5	1.5	2.6
Never used	0.2	0.5	0.9	0.9	0.9	0.6	30.5	34.5

Source: Centers for Disease Control and Prevention, Office on Smoking and Health (unpublished data).

* < 0.05.

Note: Totals may not equal the sum of individual percentages because of rounding.

Table 26. Percent distribution of high school seniors (N [weighted] = 21,007), by grade in which they first (if ever) used cigarettes and cocaine, Monitoring the Future Project, United States, 1986–1989

Grade when respondent first tried cigarettes	Grade when respondent first tried cocaine						Never used	Row total
	≤ 6	7–8	9	10	11	12		
≤ 6	0.1	0.4	0.9	1.2	1.4	0.9	15.4	20.3
7–8	*	0.2	0.6	1.1	1.3	0.9	15.6	19.7
9	*	*	0.2	0.5	0.6	0.3	9.0	10.7
10	*	*	*	0.2	0.4	0.2	6.1	7.0
11	*	*	*	*	0.2	0.2	4.8	5.2
12	*	*	*	*	*	0.1	2.5	2.6
Never used	*	*	0.1	0.2	0.2	0.3	33.8	34.5

Source: Centers for Disease Control and Prevention, Office on Smoking and Health (unpublished data).

* < 0.05.

Note: Totals may not equal the sum of individual percentages because of rounding.

Table 27. Percentage of high school students who used tobacco, by behaviors that contribute to unintentional and intentional injuries, Youth Risk Behavior Survey, United States, 1991

Risk behavior	Number	Any cigarette use*	Current cigarette use†	Current frequent cigarette use‡	Current smokeless tobacco use§
Seat belt use^Δ					
Always	2,908	60.2	17.8	6.8	13.5
Most the time/sometimes	5,651	70.1	26.3	11.4	17.6
Rarely/never	3,548	80.6	40.3	21.8	26.5
Physical fighting[¶]					
0 times	6,864	63.9	20.3	8.1	13.9
1–5 times	4,358	77.8	35.4	17.3	23.2
≥ 6 times	789	82.6	49.3	30.5	32.1
Weapon carrying^{**}					
0 days	8,703	65.5	22.6	9.4	13.3
≥ 1 day	3,171	82.8	41.1	22.2	27.5
Attempted suicide^{††}					
0 times	10,060	68.2	24.8	10.6	17.8
≥ 1 time	824	85.0	52.5	33.8	33.6

Sources: Centers for Disease Control and Prevention (CDC), Division of Adolescent and School Health (unpublished data); CDC, Office on Smoking and Health (unpublished data).

* During the respondent's lifetime.

† Cigarette use on ≥ 1 day during the 30 days preceding the survey.

‡ Cigarette use on ≥ 20 days during the 30 days preceding the survey.

§ During the 30 days preceding the survey; includes chewing tobacco or snuff; males only.

Δ When riding in a car driven by someone else.

¶ During the 12 months preceding the survey.

** During the 30 days preceding the survey; includes any weapon such as a gun, knife, or club.

Cigarette use is most likely to precede use of other substances and to be prevalent among users of other drugs.

Cigarette Smoking and Other Health-Related Behaviors

Available data on the relationships between cigarette smoking and other health-related behaviors are derived from cross-sectional studies and thus suggest that other behaviors may covary with adolescent smoking. Even if the direction of influence is not established, information on the extent of these relationships is useful for intervention, since such data may suggest a syndrome of health-compromising behaviors that need to be considered together.

Data from the 1991 YRBS indicate that high school students who reported practicing other selected health-risk behaviors were more likely to be past-month or frequent smokers than were those who reported fewer selected health-risk behaviors. For example, students in the survey were more likely to be past-month or frequent smokers if they rarely or never wore seat belts, had participated in a physical fight six or more times during the preceding year, had carried weapons one or more

days during the preceding month, or had made one or more suicide attempts during the preceding year (Table 27). Students were also more likely to be past-month or frequent smokers if they had ever had sexual intercourse, had had sexual intercourse with four or more partners during their lifetime, or had not used a condom during their most recent sexual intercourse (Table 28). These relationships for sexual risk behaviors held for males and females, regardless of age (CDC, OSH, unpublished data). Lastly, students were more likely to be past-month or frequent smokers if they had not participated on any sponsored sports teams during the preceding year or if they had used steroids without a doctor's prescription (Table 29).

Cigarette Smoking and Health Status

Pregnancy and Smoking

Data on maternal smoking status during pregnancy are recorded on birth certificates in 43 states and the District of Columbia (NCHS 1992b). In these states, the overall maternal smoking prevalence was 20 percent in 1989. Maternal smoking among adolescent women

Table 28. Percentage of high school students who used tobacco, by sexual risk behaviors, Youth Risk Behavior Survey, United States, 1991

Risk behavior	Number	Any cigarette use*	Current cigarette use†	Current frequent cigarette use‡	Current smokeless tobacco use§
Sexual intercourse [¶]					
No	5,011	55.1	13.8	3.1	12.9
Yes	6,508	82.6	38.8	20.7	23.9
Number of sexual partners [¶]					
1-3	4,048	81.0	33.8	15.4	23.2
≥ 4	2,443	85.4	47.9	30.3	24.9
Condom use [¶]					
No	2,494	86.4	46.2	27.5	23.8
Yes	2,091	79.3	36.0	18.5	26.6

Sources: Centers for Disease Control and Prevention (CDC), Division of Adolescent and School Health (unpublished data); CDC, Office on Smoking and Health (unpublished data).

* During the respondent's lifetime.

† Cigarette use on ≥ 1 day during the 30 days preceding the survey.

‡ Cigarette use on ≥ 20 days during the 30 days preceding the survey.

§ Any smokeless tobacco use, including chewing tobacco or snuff, during the 30 days preceding the survey; males only.

¶ During the respondent's lifetime.

‡ During last sexual intercourse, among students who had sexual intercourse during the 3 months preceding the survey.

Table 29. Percentage of high school students who used tobacco, by participation on sports teams and steroid use, Youth Risk Behavior Survey, United States, 1991

Category	Number	Any cigarette use*	Current cigarette use†	Current frequent cigarette use‡	Current smokeless tobacco use§
Participation on sports teams ^Δ					
Total					
0 teams	5,738	73.6	31.3	17.2	6.6
≥ 1 team	6,429	67.2	24.3	8.9	13.5
Female					
0 teams	3,608	72.0	29.0	14.3	0.7
≥ 1 team	2,635	66.3	24.8	9.6	2.1
Male					
0 teams	2,125	76.1	34.8	21.6	15.5
≥ 1 team	3,794	67.8	23.9	8.4	21.0
Steroid use [¶]					
Total					
0 times	11,868	69.7	26.8	12.1	9.7
≥ 1 time	382	87.2	54.8	35.7	38.7
Female					
0 times	6,164	69.3	26.9	12.2	1.1
≥ 1 time	116	88.5	61.8	29.9	16.5
Male					
0 times	5,700	70.0	26.6	12.0	18.1
≥ 1 time	265	86.8	52.6	27.0	44.6

Source: Centers for Disease Control and Prevention, Division of Adolescent and School Health (unpublished data).

* During the respondent's lifetime.

† Cigarette use on ≥ 1 day during the 30 days preceding the survey.

‡ Cigarette use on ≥ 20 days during the 30 days preceding the survey.

§ During the 30 days preceding the survey; includes chewing tobacco or snuff.

Δ During the 12 months preceding the survey; includes sports teams sponsored by school and other organizations.

¶ During the respondent's lifetime, without a doctor's prescription.

(under 20 years old) was highest among women aged 18 and 19 (24 percent) and lowest among women younger than 15 years of age (8 percent) (Table 30). White non-Hispanic adolescent mothers were more likely to have smoked during pregnancy than white non-Hispanic mothers 20 through 49 years old. Black non-Hispanic adolescent mothers were less likely to have smoked than those 20 through 49 years old; Hispanic adolescent mothers were about as likely as older Hispanic mothers to have smoked. Among the mothers who smoked during pregnancy, about 23 percent of those younger than 15 years of age smoked more than 10 cigarettes per day; 34 percent of mothers 15 through 19 years old, and 44 percent of mothers 20 through 49 years old smoked more than 10 cigarettes per day during the pregnancy (NCHS 1992b).

Self-Reported Indicators of Health Status Among Smokers

The MTFP collected data on self-reported indicators of health status among the nation's high school seniors. A five-category scale of lifetime smoking history was constructed from questions on lifetime smoking and on the grade in which the respondent began smoking daily (Table 31). Nine measures of health status were analyzed in terms of lifetime smoking history. Adjusted odds ratios were calculated by regressing the logit-transformed prevalence of each health measure over the prior year on the variable for lifetime smoking history and on the covariates of current marijuana use, lifetime cocaine use, parental education, and time (Hosmer and Lemeshow 1989). Alcohol use was also included as a covariate for the measures of staying at home because of not feeling well and of overall physical health. Current smokers were more likely than never smokers to report all of the symptoms or indicators listed. A trend test (using the linear contrast of the estimated regression coefficients for smoking history [Miller 1986]) revealed that these

adolescent smokers were more likely than never smokers to experience all but two of the health status measures (e.g., sinus congestion and sore throat).

Self-Reported Indicators of Nicotine Addiction Among Smokers

The research of McNeill (McNeill et al. 1986; McNeill, Jarvis, West 1987; McNeill 1991) has demonstrated the presence of nicotine addiction in young smokers (11 through 16 years old) in Great Britain. A majority of these young smokers experienced withdrawal symptoms during abstinence or had some difficulty quitting (McNeill et al. 1986; McNeill, Jarvis, West 1987). The 1991 NHSDA asked 12- through 18-year-olds questions that probed various components of nicotine addiction (USDHHS 1988b). Current smokers who had smoked at least 100 cigarettes in their lifetime were the most likely of adolescent smokers to report having experienced several indicators of nicotine addiction (Table 32). Four of every five of these heavier smokers who tried to cut down on cigarettes during the previous 12 months had failed. Seventy percent felt that they needed or were dependent on cigarettes.

Persons who had smoked at least 100 cigarettes in their lifetime but none in the last month were the next most likely to report that they felt dependent on cigarettes and that they had experienced withdrawal during the previous 12 months. These persons were more likely to have become regular smokers than were those who had not yet smoked 100 cigarettes. Though these respondents were more likely to show signs of addiction, they were evidently able to discontinue smoking for at least one month—a finding consistent with the observation that less-addicted smokers are more able to quit (USDHHS 1988b). Respondents who had not smoked 100 cigarettes by the time they were surveyed appeared less likely to become addicted to nicotine than those who had smoked at least 100 cigarettes.

Table 30. Cigarette smoking prevalence (%) during pregnancy among mothers of live-born infants, by age and race/Hispanic origin, 43 states and the District of Columbia, 1989

Race/Hispanic origin	Age (years)			
	< 15	15-17	18-19	20-49
Overall	7.7	19.0	23.9	19.1
White, non-Hispanic	21.2	32.1	33.3	20.5
Black, non-Hispanic	2.7	6.2	10.4	20.2
Hispanic	5.9	7.5	8.7	8.0

Source: National Center for Health Statistics (1992b).

Table 31. Adjusted odds ratios* (and 95% confidence intervals) for symptoms of diseases and smoking status among high school seniors who have smoked occasionally or regularly, Monitoring the Future Project, United States, 1982–1989

Self-reported symptom/indicator [†]	Have smoked occasionally, but not regularly	Smoked regularly at one time, but not in the past 30 days	Smoke regularly now, began daily smoking in grades 10–12	Smoke regularly now, began daily smoking by grade 9
Shortness of breath when not exercising	1.38 (1.24, 1.52)	1.90 (1.56, 2.31)	2.32 (2.03, 2.64)	2.72 (2.40, 3.08)
Chest cold	1.34 (1.23, 1.46)	1.34 (1.13, 1.60)	1.53 (1.35, 1.73)	1.72 (1.52, 1.93)
Sinus congestion, runny nose, sneezing	1.31 (1.20, 1.44)	0.99 (0.83, 1.19)	1.17 (1.02, 1.34)	1.19 (1.05, 1.35)
Coughing spells	1.33 (1.24, 1.43)	1.28 (1.11, 1.48)	2.04 (1.83, 2.27)	2.20 (1.98, 2.45)
Cough with phlegm or blood	1.42 (1.28, 1.56)	1.73 (1.44, 2.09)	2.31 (2.02, 2.63)	2.32 (2.04, 2.64)
Wheezing or gasping	1.41 (1.26, 1.48)	2.45 (1.99, 3.01)	2.36 (2.06, 2.70)	2.57 (2.25, 2.95)
Sore throat or hoarse voice	1.36 (1.26, 1.48)	1.07 (0.92, 1.26)	1.34 (1.19, 1.52)	1.17 (1.04, 1.32)
Stayed home most or all of day because not feeling well [‡]	1.43 (1.31, 1.55)	1.38 (1.17, 1.62)	1.53 (1.35, 1.73)	1.56 (1.39, 1.76)
Overall physical health [§]	1.47 (1.32, 1.63)	2.39 (1.98, 2.90)	1.98 (1.72, 2.28)	2.08 (1.81, 2.38)

Source: Centers for Disease Control and Prevention, Office on Smoking and Health (unpublished data).

*Adjusted for past-month marijuana use, lifetime cocaine use, parental education, and time. Odds ratios are relative to those for seniors who had either never smoked cigarettes or had smoked cigarettes once or twice only.

[†]Occurrence during the previous 30 days, with the exception of overall physical health.

[‡]Also adjusted for past-month alcohol use.

[§]Odds ratios based on the percentage who reported that their health was poorer than average during the preceding year.

Table 32. Self-reported indicators of nicotine addiction among 12–18-year-olds (N = 1,589), by smoking history, National Household Surveys on Drug Abuse, United States, 1991

Indicator [†]	Smoking history*			
	Have smoked 1–99 cigarettes, but none in past month (%)	Have smoked ≥ 100 cigarettes, but none in past month (%)	Have smoked 1–99 cigarettes and smoked in past month (%)	Have smoked ≥ 100 cigarettes and smoked in past month (%)
Tried to cut down on use of cigarettes	43.7	72.2	44.9	73.4
Unable to cut down on use of cigarettes [‡]	46.9	40.4	59.5	81.2
Felt need to have more cigarettes to get the same effect	10.9	14.2	12.2	27.1
Felt need to have cigarettes or felt dependent on cigarettes	12.2	37.2	16.2	70.1
Felt sick because of stopping or cutting down on cigarettes [‡]	15.9	24.9	14.1	37.4

Source: Centers for Disease Control and Prevention, Office on Smoking and Health (unpublished data).

*Among people who smoked cigarettes at all in the past 12 months.

[†]Occurrence during the past 12 months.

[‡]Analysis limited to people who tried to cut down on cigarettes during the last 12 months.

Smokeless Tobacco Use Among Young People in the United States

Recent Patterns of Smokeless Tobacco Use

Ever Use of Smokeless Tobacco

The overall national estimates for adolescents who had tried smokeless tobacco were 18 percent for 12-through 18-year-olds in the 1989 TAPS, 13 percent for the same age group in the 1991 NHSDA, and 32 percent for high school seniors surveyed by the MTFP in 1992 (Table 33). In all three surveys, males were much more likely than females to have tried smokeless tobacco. White males were more likely than any other subgroup to have tried this product.

The prevalence of adolescents who had used smokeless tobacco increased with increasing age. Twenty-eight percent of 17- and 18-year-old TAPS respondents, 21 percent of 17- and 18-year-old NHSDA respondents,

and 32 percent of high school seniors in the 1992 MTFP survey reported that they had tried smokeless tobacco. Adolescents in the northeast region of the United States were less likely than those in the other regions to have tried smokeless tobacco.

Current Use of Smokeless Tobacco

Available data suggest that there was an increase in the use of smokeless tobacco among adolescents between 1970 and the mid-1980s. The prevalence of chewing tobacco use was 1.2 percent among 17- through 19-year-old males in the 1970 NHIS (USDHHS 1986, 1989b), 3.0 percent among 16- through 19-year-old males in the 1985 Current Population Survey (Marcus et al. 1989; USDHHS 1986), and 5.3 percent among 17- through 19-year-old males in the 1986 Adult Use of Tobacco

Table 33. Percentage of young people who have ever used smokeless tobacco, by gender, race/Hispanic origin, age/grade, and region, Teenage Attitudes and Practices Survey (TAPS), National Household Surveys on Drug Abuse (NHSDA), Monitoring the Future Project (MTFP), United States, 1989, 1991, 1992

Characteristic	TAPS*	NHSDA†	MTFP‡§
Overall	18.4	13.2	32.4
Gender			
Male	31.3	22.3	53.7
Female	4.4	3.5	12.1
Race/Hispanic origin			
White, non-Hispanic	22.4	16.6	38.2
Male	38.6	28.4	61.6
Female	4.8	4.4	15.2
Black, non-Hispanic	7.6	4.5	10.7
Male	11.9	6.7	18.0
Female	3.1	2.1	4.9
Hispanic	8.1	4.8	NA ^Δ
Male	13.4	8.8	NA
Female	2.3	0.5	NA
Age/grade			
12–14 years	9.6	6.5	
15–16 years	20.8	15.0	
17–18 years	28.2	20.9	
8th grade			20.7
10th grade			26.6
12th grade			32.4
Region			
Northeast	14.0	9.0	25.3
North Central	19.7	14.0	38.6
South	21.4	13.9	31.5
West	15.8	14.5	32.0

Sources: 1989 TAPS: Centers for Disease Control and Prevention (CDC), Office on Smoking and Health (OSH) (unpublished data); 1991 NHSDA: CDC, OSH (unpublished data); 1992 MTFP: Johnston, O'Malley, Bachman (in press); Institute for Social Research, University of Michigan (unpublished data).

*1989 TAPS, aged 12–18 years. Based on response to the question, "Have you ever tried using chewing tobacco or snuff?"

†1991 NHSDA, aged 12–18 years. Based on response to the question, "When was the most recent time you used chewing tobacco or snuff or other smokeless tobacco? ("Never used smokeless tobacco in lifetime" was a precoded response.)

‡1992 MTFP survey of high school seniors. Based on response to the question, "Have you ever taken or used smokeless tobacco (snuff, plug, dipping tobacco, chewing tobacco)?" Respondents who reported that they had taken or used smokeless tobacco at least once or twice were classified as ever users.

§With the exception of data for 8th- and 10th-grade students, all other data points for the MTFP surveys reflect estimates for high school seniors.

^ΔNA = Not available.

Survey (AUTS) (USDHHS 1989b). The same surveys indicated that the prevalence of snuff use was 0.3 percent among 17- through 19-year-old males in 1970, 2.9 percent among 16- through 19-year-old males in 1985, and 5.3 percent among 17- through 19-year-old males in 1986.

In the 1986-1989 MTFP surveys, high school seniors' past-month use of smokeless tobacco declined slightly for all respondents (from 12 to 8 percent), for whites (from 13 to 10 percent), and for males (from 22 to 16 percent) (Bachman, Johnston, O'Malley 1987, 1991; Johnston, Bachman, O'Malley 1991, 1992). In the 1992 MTFP survey, however, past-month use of smokeless tobacco was 11 percent for all respondents, 14 percent for whites, and 21 percent for males (ISR, University of Michigan, unpublished data). In the NHSDA, the prevalence of past-month use of smokeless tobacco among 12- through 17-year-old males was 6.6 percent in 1988 and 5.3 percent in 1991 (USDHHS 1989a, 1992a). In the same survey, use of smokeless tobacco in the past year was estimated to be 11.1 percent in 1985, 7.0 percent in 1988, 6.1 percent in 1990, and 6.1 percent in 1991. A parallel decline has been reported among young adults (18 through 25 years old): the prevalence of past-year use of smokeless tobacco in this group was 11.1 percent in 1985, 8.9 percent in 1988, 9.2 percent in 1990, and 8.7 percent in 1991 (USDHHS 1988a, 1989a, 1991a, 1992a).

The reduction in the late 1980s may be attributed to increased awareness resulting from several events: (1) the much-publicized Sean Marsee case, in which a star high school athlete who used snuff died of oral cancer (Fincher 1985); (2) the 1986 convening of a major national conference on smokeless tobacco use and the 1986 release of a report by the Advisory Committee to the Surgeon General on smokeless tobacco (*Journal of the American Medical Association* 1986; USDHHS 1986); (3) the introduction in 1986 of health warnings on smokeless tobacco packages and advertising; and (4) the enactment in 1986 of a ban on the advertising of smokeless tobacco products through the electronic media (USDHHS 1989b, 1992b).

The overall national prevalence estimates for current smokeless tobacco use (within the 30 days preceding the survey) were 3 percent for past-month users among persons 12 through 18 years old surveyed in the 1991 NHSDA (reflecting about 800,000 users), 11 percent for high school seniors in the 1992 MTFP survey, and 11 percent for students in grades 9-12 in the 1991 YRBS (Table 34). Current use was substantially more prevalent among males than females; 6 percent of the males in the NHSDA and 20 percent of the males in the other two surveys reported current use, whereas only about 1 percent of the females in the three surveys reported current use. Smokeless tobacco use was highest among white

males; Hispanic males had the next highest prevalence, and black males had the lowest. Although reliable national data are not currently available on smokeless tobacco use among American Indian and Alaskan Native adolescents, local surveys have reported very high prevalence (e.g., CDC 1987, 1988; Schinke et al. 1987; Hall and Dexter 1988; see also "Sociodemographic Factors in the Initiation of Smokeless Tobacco Use" in Chapter 4).

Smokeless tobacco use increased with increasing age in the NHSDA survey of 12- through 18-year-olds and by grade in the 1992 MTFP survey, but did not change appreciably among students in the four high school grades surveyed by the YRBS.

Individual YRBS surveys conducted in several state and local communities found that male high school students were far more likely than females to use smokeless tobacco (Table 35); nonetheless, smokeless tobacco was used by as much as 10 percent of female respondents in a given state survey. In some states (Alabama, Idaho, South Dakota, Colorado, Wyoming, and Montana), males were as likely to report current smokeless tobacco use as they were to report current cigarette use (see Table 3).

The 1992 MTFP survey gathered data on the frequency of smokeless tobacco use among approximately 2,600 high school seniors (ISR, University of Michigan, unpublished data). Users were classified according to the number of days they had used smokeless tobacco over a period of 30 days. Thirty-eight percent of male users and 20 percent of female users reported that they had used smokeless tobacco at least once every day. Seventy percent of the female users reported that they had used the product less than once each week. Thirty-nine percent of white users and 12 percent of black users reported daily use of smokeless tobacco. Almost 60 percent of the black users reported that they had used the product less than once each week. Among past-month users, 46 percent of those living in the West and 43 percent of those from the South had used smokeless tobacco at least once each day. Thirty-three percent of users who lived in the north-central and 22 percent from the northeast United States used smokeless tobacco on a daily basis.

Use of Smokeless Tobacco and Cigarettes

As was shown in Table 23, 43 percent of male high school seniors who used smokeless tobacco also smoked cigarettes. Tobacco, either in the form of cigarettes or smokeless tobacco, was used by 15 percent of 12- through 18-year-olds in the 1991 NHSDA, 32 percent of high school students in the 1991 YRBS, and 33 percent of high school seniors in the 1992 MTFP (Table 36). Males were substantially more likely than females to use tobacco. Regardless of gender, the prevalence of tobacco use for

Table 34. Percentage of young people who currently (within the past 30 days) use smokeless tobacco, by gender, race/Hispanic origin, age/grade, and region, National Household Surveys on Drug Abuse (NHSDA), Monitoring the Future Project (MTFP), Youth Risk Behavior Survey (YRBS), United States, 1991, 1992

Characteristic	NHSDA*	MTFP ^{††}	YRBS [§]
Overall	3.4	11.4	10.5
Gender			
Male	6.0	20.8	19.2
Female	0.6	2.0	1.3
Race/Hispanic origin			
White, non-Hispanic	4.4	13.5	13.0
Male	8.1	23.9	23.6
Female	0.5	2.5	1.4
Black, non-Hispanic	0.7	2.5	2.1
Male	0.5	5.2	3.6
Female	0.8	0.2	0.7
Hispanic	1.2	NA [‡]	5.5
Male	2.1	NA	10.7
Female	0.3	NA	0.6
Age/grade			
12–14 years	1.5		
15–16 years	3.6		
17–18 years	5.9		
8th grade		7.0	
9th grade			9.0
10th grade		9.6	10.1
11th grade			12.1
12th grade		11.4	10.7
Region			
Northeast	0.8	8.2	8.8
North Central	3.9	12.3	13.3
South	4.0	12.5	8.6
West	3.9	11.1	10.5

Sources: 1991 NHSDA: Centers for Disease Control and Prevention (CDC), Office on Smoking and Health (unpublished data); 1992 MTFP: Johnston, O'Malley, Bachman (in press); Institute for Social Research, University of Michigan (unpublished data); 1991 YRBS: CDC (1992c); CDC, Division of Adolescent and School Health (unpublished data).

*1991 NHSDA, aged 12–18 years. Based on response to the question, "When was the most recent time you used chewing tobacco or snuff or other smokeless tobacco?"

[†]1992 MTFP survey of high school seniors. Based on response to the question, "How frequently have you taken smokeless tobacco during the past 30 days?"

^{††}With the exception of data for 8th- and 10th-grade students, all other data points for the MTFP survey reflect estimates for high school seniors.

[§]1991 YRBS, grades 9–12. Based on response to the question, "During the past 30 days, did you use chewing tobacco, such as Redman, Levi Garrett, or Beechnut, or snuff, such as Skoal, Skoal Bandits, or Copenhagen?"

[‡]NA = Not available.

Table 35. Percentage of high school students who use smokeless tobacco, by gender, Youth Risk Behavior Surveys, United States and selected U.S. sites, 1991

Site	Smokeless tobacco use*		
	Female	Male	Total
Weighted data			
National survey	1	19	10
State surveys			
Alabama	2	31	16
Georgia	2	22	12
Idaho	3	24	14
Nebraska	2	26	14
New Mexico	4	27	16
New York [†]	2	19	11
Puerto Rico [‡]	0	5	2
South Carolina	2	20	11
South Dakota	10	29	20
Utah	2	12	7
Local surveys			
Chicago	2	5	3
Dallas	1	7	4
Fort Lauderdale	1	9	4
Jersey City	1	6	3
Miami	1	6	3
Philadelphia	2	6	4
San Diego	1	7	4
Unweighted data[§]			
State surveys			
Colorado [†]	6	32	19
District of Columbia [†]	2	5	4
Hawaii	2	14	8
Montana	7	33	20
New Hampshire	4	22	13
New Jersey [†]	2	14	7
Oregon	5	28	16
Oregon	2	29	16
Pennsylvania [†]	2	34	17
Tennessee	1	19	11
Wisconsin	3	31	19
Wyoming	5		
Local surveys			
Boston	1	5	3
New York City	1	5	3
San Francisco	2	6	4

Source: Centers for Disease Control (1992d).

*Respondents used chewing tobacco or snuff on 1 or more of the 30 days preceding the survey.

[†]Surveys did not include students from the largest city.

[‡]Categorized as a state for funding purposes.

[§]Fourteen sites had overall response rates below 60 percent or had unavailable documentation; weighted estimates were not reported.

Table 36. Percentage of young people who currently (within the past 30 days) use cigarettes and/or smokeless tobacco, by gender, race/Hispanic origin, region, and age/grade, National Household Surveys on Drug Abuse (NHSDA), Monitoring the Future Project (MTFP), Youth Risk Behavior Survey (YRBS), United States, 1991, 1992

Characteristic	NHSDA*	MTFP†	YRBS‡
Overall	15.1	33.2	31.8
Gender			
Male	17.1	38.8	35.8
Female	13.0	27.3	27.6
Race/Hispanic origin§			
White, non-Hispanic	17.9	38.4	36.2
Male	20.3	43.0	40.0
Female	15.4	33.3	32.0
Black, non-Hispanic	6.0	8.8	13.7
Male	6.6	14.3	16.0
Female	5.4	4.5	11.6
Hispanic	10.9	NA§	28.1
Male	10.8	NA	33.6
Female	10.9	NA	23.1
Age/grade			
12–14 years	5.1		
15–16 years	16.2		
17–18 years	28.5		
8th grade		20.5	
9th grade			26.7
10th grade		27.6	29.6
11th grade			36.3
12th grade		33.2	34.7
Region			
Northeast	28.2	35.1	
North Central	17.0	37.7	40.8
South	14.5	30.3	28.8
West	14.2	30.0	27.6

Sources: 1991 NHSDA: Centers for Disease Control and Prevention (CDC), Office on Smoking and Health (unpublished data); 1992 MTFP: Johnston, O'Malley, Bachman (in press); Institute for Social Research, University of Michigan (unpublished data); 1991 YRBS: CDC, Division of Adolescent and School Health (unpublished data).

*1991 NHSDA, aged 12–18 years. Based on responses to the questions, "When was the most recent time you smoked a cigarette?" and "When was the most recent time you used chewing tobacco or snuff or other smokeless tobacco?"

†1992 MTFP surveys of high school seniors. Based on responses to the questions, "How frequently have you smoked cigarettes during the past 30 days?" and "How frequently have you taken smokeless tobacco during the past 30 days?"

‡1991 YRBS, grades 9–12. Based on responses to the questions, "During the past 30 days, on how many days did you smoke cigarettes?" and "During the past 30 days, did you use chewing tobacco, such as Redman, Levi Garrett, or Beechnut, or snuff, such as Skoal, Skoal Bandits, or Copenhagen?"

§NA = Not available.

white adolescents was higher than for Hispanics and blacks. Tobacco use increased with increasing age and was most common in the north-central region of the United States.

Sociodemographic Risk Factors for Smokeless Tobacco Use

Current use of smokeless tobacco among male high school seniors varied according to several sociodemographic indicators, as shown by the 1986–1989 MTFP surveys (N [weighted] = 5,277). The prevalence of current smokeless tobacco use was 28 percent among those who lived alone, 29 percent among those living in father-only households, 16 percent among those living in mother-only households, and 20 percent among those living with both parents. Current use was more common among male seniors living on farms (34 percent) and in the country (31 percent) than among those living in medium-sized to very large cities or suburbs (11 to 17 percent). The prevalence of current use was greater among students who rated their academic performance as average (25 percent) or below average (26 percent) than among those who rated their performance as slightly above average (18 percent) or far above average (16 percent). Smokeless tobacco use was more common among male seniors who planned to enter the armed forces after high school than among those who did not have such plans (23 vs. 19 percent). The self-reported importance of religion did not affect the prevalence of smokeless tobacco use among these MTFP seniors.

Grade When Smokeless Tobacco Use Begins

The grade distribution for which MTFP seniors reported first trying smokeless tobacco was more similar to that reported for cigarettes than it was for those reported for alcohol, marijuana, and cocaine (Figure 8). Among seniors who had used smokeless tobacco, 23 percent had first done so by grade six, 53 percent by grade eight, and 73 percent by the ninth grade.

Attempts to Quit Using Smokeless Tobacco

Twenty-two percent of the male high school seniors in the 1986–1989 MTFP who had regularly used smokeless tobacco reported that they had not used the product during the 30 days preceding the survey. In the 1986–1989 TAPS, 12- through 18-year-olds who regularly used smokeless tobacco were asked to report the number of times they had tried to quit. Nineteen percent of males and 14 percent of females reported never making a quit attempt. Thirty-three percent of males and 72 percent of females had made one attempt to quit, 27 percent of males and 14

percent of females had tried quitting two or three times, and 21 percent of males and no females had tried to quit four or more times (1989 TAPS, CDC, OSH, unpublished data).

Smokeless Tobacco Brand Preference

TAPS also asked those who had regularly used smokeless tobacco what brand they usually bought. Among males in this subgroup (N = 300), 38 percent usually bought Copenhagen, 26 percent purchased Skoal or Skoal Bandits, 9 percent purchased Redman, 6 percent bought Levi Garrett, 2 percent purchased Beechnut, and 19 percent purchased other smokeless tobacco brands (1989 TAPS, CDC, OSH, unpublished data).

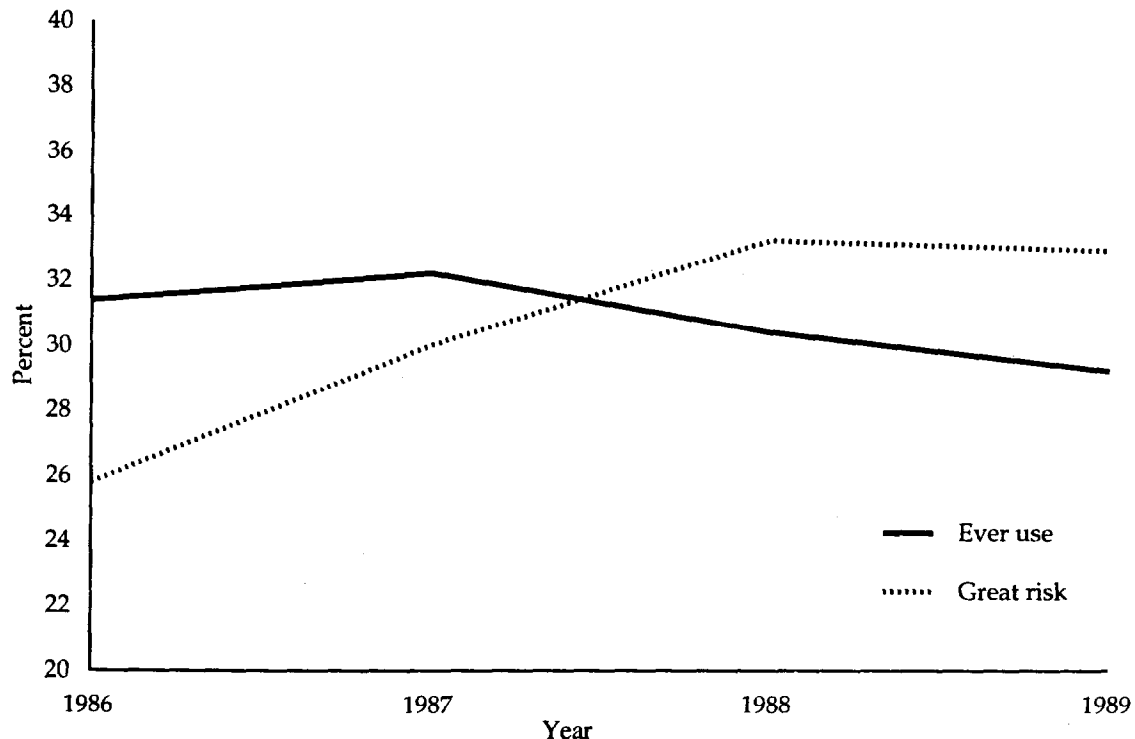
Trends in Perceived Health Risks of Smokeless Tobacco Use

High school seniors in the MTFP were asked, "How much do you think people risk harming themselves (physically or in other ways) if they use smokeless tobacco regularly (chewing tobacco, plug, dipping tobacco, snuff)?" Overall in 1991, 37 percent reported that great risk of harm is associated with smokeless tobacco use (ISR, University of Michigan, unpublished data); more females (43 percent) than males (32 percent) and more blacks (44 percent) than whites (36 percent) were of this opinion. Western respondents more frequently held this belief (43 percent) than respondents in the South (37 percent), the Northeast (36 percent), and the north-central United States (35 percent). Respondents who planned to attend college for four years were more likely to report this belief than those without college plans (39 vs. 33 percent).

When the overall percentage of seniors in the 1986–1989 MTFP who believed that great risk is associated with smokeless tobacco use is plotted against the percentage of seniors who had used smokeless tobacco, the trends of these percentages are inversely related (Figure 9). Between 1986 and 1988, the percentage of seniors who believed that great risk is associated with smokeless tobacco use increased from 26 to 33 percent. Between 1988 and 1989, this percentage remained relatively stable. The percentage of seniors who had used smokeless tobacco increased slightly between 1986 (31 percent) and 1987 (32 percent) and decreased by 1989 (29 percent). This finding is similar to that observed for cigarette smoking (Figure 5).

In the 1989 TAPS, 94 percent of 12- through 18-year-old males reported that use of chewing tobacco and snuff can cause cancer. Ninety-three percent of those males who had never used smokeless tobacco and 96 percent of those who had regularly used the product endorsed that statement (Allen et al. 1993).

Figure 9. Trends in the percentage of high school seniors who believe that regular use of smokeless tobacco is a serious health risk and who have ever used smokeless tobacco, Monitoring the Future Project, United States, 1986–1989



Sources: Bachman, Johnston, O'Malley (1987, 1991); Johnston, Bachman, O'Malley (1991, 1992).

Smokeless Tobacco Use and Other Drug Use

Prevalence of Smokeless Tobacco Use and Other Drug Use

The majority of male high school seniors in the 1986–1989 MTFP who used alcohol, marijuana, cocaine, or inhalants did not use smokeless tobacco (Table 37). Smokeless tobacco use, however, was from 1.5 to 3.9 times higher among users of these drugs than among nonusers. Most notably, 90 percent of smokeless tobacco users were also alcohol drinkers. Almost one-third (31 percent) of smokeless tobacco users also used marijuana, 7 percent used cocaine, and 5 percent used inhalants. The prevalence of other drug use was from 1.4 to 1.9 times greater among smokeless tobacco users than nonusers.

Grade When Use of Smokeless Tobacco and Cigarettes Begins

In the 1986–1989 MTFP, 28 percent of all males had never tried cigarettes or smokeless tobacco by the 12th

grade; 44 percent had tried both; 18 percent had tried cigarettes but not smokeless tobacco; and 9 percent had tried smokeless tobacco but not cigarettes (Table 38). Of those male seniors who had tried both, 37 percent had tried cigarettes before smokeless tobacco, 24 percent had tried smokeless tobacco before cigarettes, and 40 percent had first tried both at about the same time.

Smokeless Tobacco Use and Other Health-Related Behaviors

In the 1991 YRBS, male high school students were more likely to report past-month use of smokeless tobacco if they rarely or never wore seat belts, were frequently involved in physical fights, carried weapons during one or more of the preceding 30 days, and had made one or more suicide attempts during the preceding 12 months (Table 27). These students were also more likely to currently use smokeless tobacco if they had ever had sexual intercourse (Table 28). Smokeless tobacco use did not vary appreciably (compared with cigarette smoking)

Table 37. Prevalence (%) of smokeless tobacco use among users of other drugs and prevalence of other drug use among smokeless tobacco users,* male high school seniors, Monitoring the Future Project, United States, 1986–1989

Other drugs	Prevalence of smokeless tobacco use among users of other drugs	Prevalence of smokeless tobacco use among nonusers of other drugs	Prevalence of other drug use among smokeless tobacco users	Prevalence of other drug use among nonusers of smokeless tobacco
Alcohol	26.3	6.8	89.6	63.8
Marijuana	27.6	17.6	30.9	20.0
Cocaine†	28.7	19.6	7.4	4.6
Inhalants‡	32.3	19.6	5.0	2.6

Source: Centers for Disease Control and Prevention, Office on Smoking and Health (unpublished data).

*Any use of smokeless tobacco or other drugs during the past month.

†Includes "coke," "crack," and "rock."

‡Glue, aerosols, laughing gas, etc.

Table 38. Percent distribution of male high school seniors (N [weighted] = 4,254), by grade in which they first used cigarettes and smokeless tobacco (used in the past 30 days), Monitoring the Future Project (MTFP), United States, 1986–1989

Grade when respondent first tried cigarettes	Grade when respondent first tried smokeless tobacco						Never used	Row total
	≤ 6	7–8	9	10	11	12		
≤ 6	7.1	4.9	2.3	1.4	0.7	0.3	5.8	22.4
7–8	2.1	5.8	2.5	1.3	0.8	0.3	4.7	17.5
9	1.3	2.0	2.3	0.9	0.4	0.2	3.2	10.3
10	0.6	0.7	1.0	1.5	0.2	0.1	2.3	6.4
11	0.1	0.5	0.7	0.5	0.5	0.1	1.5	3.9
12	*	0.3	0.2	0.1	0.1	0.3	0.9	1.9
Never used	2.0	2.7	1.9	1.1	1.3	0.2	28.3	37.6
Column total	13.3	16.9	11.0	6.9	4.0	1.4	46.7	100.0

Source: Centers for Disease Control and Prevention, Office on Smoking and Health (unpublished data).

* < 0.05.

Note: Totals may not equal the sum of individual percentages because of rounding.

by how many lifetime sexual partners these males had had or by whether they had used a condom during their most recent sexual intercourse. Lastly, students were consistently more likely to currently use smokeless tobacco if they had participated on a sponsored sports

team (Table 29). This finding is opposite to that found for cigarette smoking and sports. Smokeless tobacco use was also more likely among students who had used steroids without a doctor's prescription.

Conclusions

1. Tobacco use primarily begins in early adolescence, typically by age 16; almost all first use occurs before the time of high school graduation.
2. Smoking prevalence among adolescents declined sharply in the 1970s, but the decline slowed significantly in the 1980s. At least 3.1 million adolescents and 25 percent of 17- and 18-year-olds are current smokers.
3. Although current smoking prevalence among female adolescents began exceeding that among males by the mid- to late-1970s, both sexes are now equally likely to smoke. Males are significantly more likely than females to use smokeless tobacco. Nationally, white adolescents are more likely to use all forms of tobacco than are blacks and Hispanics. The decline in the prevalence of cigarette smoking among black adolescents is noteworthy.
4. Many adolescent smokers are addicted to cigarettes; these young smokers report withdrawal symptoms similar to those reported by adults.
5. Tobacco use in adolescence is associated with a range of health-compromising behaviors, including being involved in fights, carrying weapons, engaging in higher-risk sexual behavior, and using alcohol and other drugs.

Chapter 4: Psychosocial Risk Factors for Initiating Tobacco Use

Introduction

Tobacco use begins primarily through the dynamic interplay of sociodemographic, environmental, behavioral, and personal factors. These psychosocial risk factors increase a person's chances both of beginning to use tobacco and of experiencing the immediate and long-term health problems associated with tobacco use. Young people (aged 10 through 18 years) are particularly affected by psychosocial factors and are thus particularly vulnerable to adopting tobacco use. Since psychosocial risk factors are the initial influences in the causal chain that leads to tobacco-related health consequences, primary prevention efforts to reduce smoking prevalence must take these influences into account.

Psychosocial risk factors for tobacco use can be viewed as a continuum of proximal to distal factors. Personal and behavioral factors that directly affect an individual's choice to use tobacco (when a cigarette is offered, for example) are considered proximal risk factors, whereas environmental and sociodemographic factors (such as billboard advertising and household income) that indirectly affect the accessibility or acceptability of tobacco use are classified as distal factors. Proximal factors are considered more immediate to a person's decision to use tobacco than distal factors. Still, as is shown in Chapter 5 (see "Research on the Effects of Cigarette Advertising and Promotional Activities on Young People"), distal factors acquire potency if they are pervasive and provide consistent, repetitive messages across multiple channels. Distal factors are also powerful because, over time, they affect proximal factors as these influences become interpreted and internalized, particularly among adolescents as they try to shape a mature self-identity.

This review examines each of these sets of risk factors to provide a comprehensive view of the antecedents of tobacco use, first for cigarette smoking, then for smokeless tobacco use. The database for this review includes research studies that have been published primarily in peer-refereed journals or books during the past 15 years. Results from these studies were grouped

according to psychosocial risk factor, and conclusions were based on the availability and conclusiveness of the evidence for a given risk factor. Table 1 summarizes the major psychosocial risk factors examined in this chapter and in Chapter 5.

Table 1. Psychosocial risk factors in the initiation of tobacco use among adolescents

Risk factors	Smoking	Smokeless tobacco
Sociodemographic factors		
Low socioeconomic status	x	
Developmental stage	x	x
Male gender		x
Environmental factors		
Accessibility	x	x
Advertising	x	x
Parental use		
Sibling use	x	
Peer use	x	x
Normative expectations	x	x
Social support	x	
Behavioral factors		
Academic achievement	x	x
Other problem behaviors	x	x
Constructive behaviors	x	
Behavioral skills	x	
Intentions	x	x
Experimentation	x	x
Personal factors		
Knowledge of consequences		x
Functional meanings	x	x
Subjective expected utility	x	
Self-esteem/self-image	x	x
Self-efficacy	x	
Personality factors	x	
Psychological well-being	x	

Initiation of Cigarette Smoking

Introduction

Early public health efforts to prevent smoking among adolescents were largely informed by health-related and demographic findings from research stimulated by the landmark 1964 Surgeon General's report on smoking and health (Public Health Service 1964; Chassin, Presson, Sherman 1990). By the mid-1970s, the ineffectiveness of these attempts to reduce rates of smoking onset among adolescents further stimulated research into what motivates young people to begin smoking (Thompson 1978). Significant support for such research was provided by the National Clearinghouse for Smoking and Health, the National Institutes of Health, the National Institute on Drug Abuse (NIDA), and various private health organizations, including the American Lung Association, the American Cancer Society, and the American Heart Association.

The application of psychosocial theories to the area of adolescent smoking behavior provided a major breakthrough in the understanding of smoking initiation and development, pioneered by the conceptual and pilot work of Leventhal (1968), Bandura (1977), Evans et al. (1978), McAlister, Perry, and Maccoby (1979), and McGuire (1984). Rather than view cigarette smoking as a health behavior, these researchers examined smoking as a social behavior, with social causes, functions, and reinforcements. Although this early work involved mostly correlational research, such as examining the relationship between parental smoking and children's smoking behavior, research became increasingly theory-driven, longitudinal, prospective, and multivariate during the 1980s (Chassin, Presson, Sherman 1990). Conrad, Flay, and Hill (1992) recently reviewed 27 prospective studies on smoking initiation published since 1980 (see Table 2 for characteristics of these studies). The large number of such methodologically sophisticated studies provides a sufficient base of knowledge to begin drawing conclusions about the relative importance of a variety of risk factors for the onset of tobacco use.

The process of onset requires clarification. Regardless of the age at which they smoke their first cigarette, young people appear to progress through a sequence of stages that takes them from receptivity to dependence on tobacco use (Leventhal and Cleary 1980; Flay et al. 1983). Not all young people who try a cigarette become daily smokers; still, almost all of those who become daily smokers have experienced similar, well-defined stages in the behavior-acquisition

process. The risk factors for each of these stages appear to differ; this variation suggests that even within the seven years of adolescence (ages 11 through 17), developmentally appropriate prevention programs should be used (Leventhal, Fleming, Glynn 1988).

Developmental Stages of Smoking

Flay (1993) discusses the five primary stages of smoking initiation among children and adolescents (Figure 1). During the first or preparatory stage, attitudes and beliefs about the utility of smoking are formed. At this stage, even if no actual smoking behavior is enacted, the child or adolescent may see smoking as functional—as a way to appear mature, cope with stress, bond with a new peer group, or display independence (Perry, Murray, Klepp 1987). The second or trying stage encompasses the first two or three times an adolescent smokes. Peers are usually involved in situations that encourage trying (Conrad, Flay, Hill 1992). Whether the physiological effects of smoking are perceived to be negative and whether these tries are socially reinforced determine if an adolescent will proceed to the next stage (Leventhal, Fleming, Ershler, unpublished data), experimentation, which includes repeated but irregular smoking. At this third stage, smoking is generally a response to a particular situation (such as a party) or to a particular person (such as a best friend). These influences will not yet have prompted a regular pattern of use. In the fourth stage, regular use, an adolescent smokes on a regular basis, usually at least weekly, and increasingly across a variety of situations and personal interactions. The final stage, nicotine dependence and addiction (see "Nicotine Addiction in Adolescence" in Chapter 2), is characterized by a physiological need for nicotine. This need includes tolerance for nicotine, withdrawal symptoms if the person tries to quit, and a high probability of relapse if the person does quit (Flay 1993). These stages have been further quantified and validated by Stern et al. (1987).

The time interval from the initial try to the stage of regular use takes an average of two to three years, with considerable interval variation among individuals (Leventhal, Fleming, Glynn 1988). McNeill (1991) found in a prospective study that of those who experimented with cigarettes, approximately half were smoking on a daily basis within one year. Leventhal, Fleming, and Glynn (1988) suggest that the time interval from the initial try to the stage of regular use may be extended, particularly if the time is lengthened between the first

and second try. This observation suggests that to delay both the onset of first trials as well as the progression to regular use, it seems critical to examine risk factors for first use. Since a young person may become a regular smoker in only two to three years, the adolescent period of development (particularly middle school, junior high school, and senior high school) is a crucial time for prevention efforts (Evans et al. 1978).

Sociodemographic Factors in the Initiation of Smoking

Sociodemographic factors involve the economic, political, social, and educational systems of a society. These factors can be determinants of behavior, such as tobacco use, even if the systems they originate in are not directly associated with the choice to begin that behavior. Within these systems, social disorganization or

Table 2. Characteristics of 27 prospective studies of smoking onset, various countries, 1980–1991

Study	Year of publication	Place	Age* (years)	Time† (months)	Number‡ (nonsmokers)
Ahlgren et al.	1982	Minnesota	10–11, 11–12	6	562
Alexander et al.	1983	NSW Australia [§]	10,11,12	12	5,065
Ary et al.	1989	Oregon	12–13,14–15,15–16	6	801
Ary and Biglan	1988	Oregon	12–15,15–16	12	737
Bauman et al.	1984	North Carolina	14–15	12	519
Brunswick and Messeri	1984	New York City	12–16	84	380
Charlton and Blair	1989	Manchester, UK	12–13	4	1,513
Chassin et al.	1984	Indiana	11–16	12	1,207
Chassin et al.	1986	Indiana	11–16	12	145
Collins et al.	1987	Los Angeles	12–13	16	1,354
de Vries et al.	1990	Netherlands	Secondary	12	555
Goddard	1990	England	11–15	24	2,251
Kellam, Ensminger, Simon	1980	Chicago	6–7	120	705
Krohn et al.	1983	Iowa	12–18	12	NA ^Δ
Lawrance and Rubinson	1986	Illinois	12–14	8	346
McCaul et al.	1982	Minnesota	12–13	12	268
McNeill et al.	1988	Bristol, UK	11–13	30	1,261
Mittelmark et al.	1987	Minnesota	12–14,14–16	18	887
Murray et al.	1983	Derbyshire, UK	11–12	48	2,217
Newcomb, McCarthy, Bentler	1989	Los Angeles	12–13,13–14,14–15	96	NA
Pulkkinen	1982	Finland	8–9	144	135
Semmer, Cleary, et al.	1987	Berlin–Bremen	12–13	24	761
Semmer, Lippert, et al.	1987	Berlin–Bremen	12–14	6	763
Skinner et al.	1985	Iowa	12–18	24	426
Stacy et al.	unpublished	Los Angeles	12–13	16	1,116
Sussman et al.	1987	Los Angeles	12–13	16	338
Urberg, Cheng, Shyu	1991	Detroit suburb	13–14,16–17	12	NA

Source: Adapted from Conrad, Flay, Hill (1992).

*Age = Age (in years) of students at the beginning of the study.

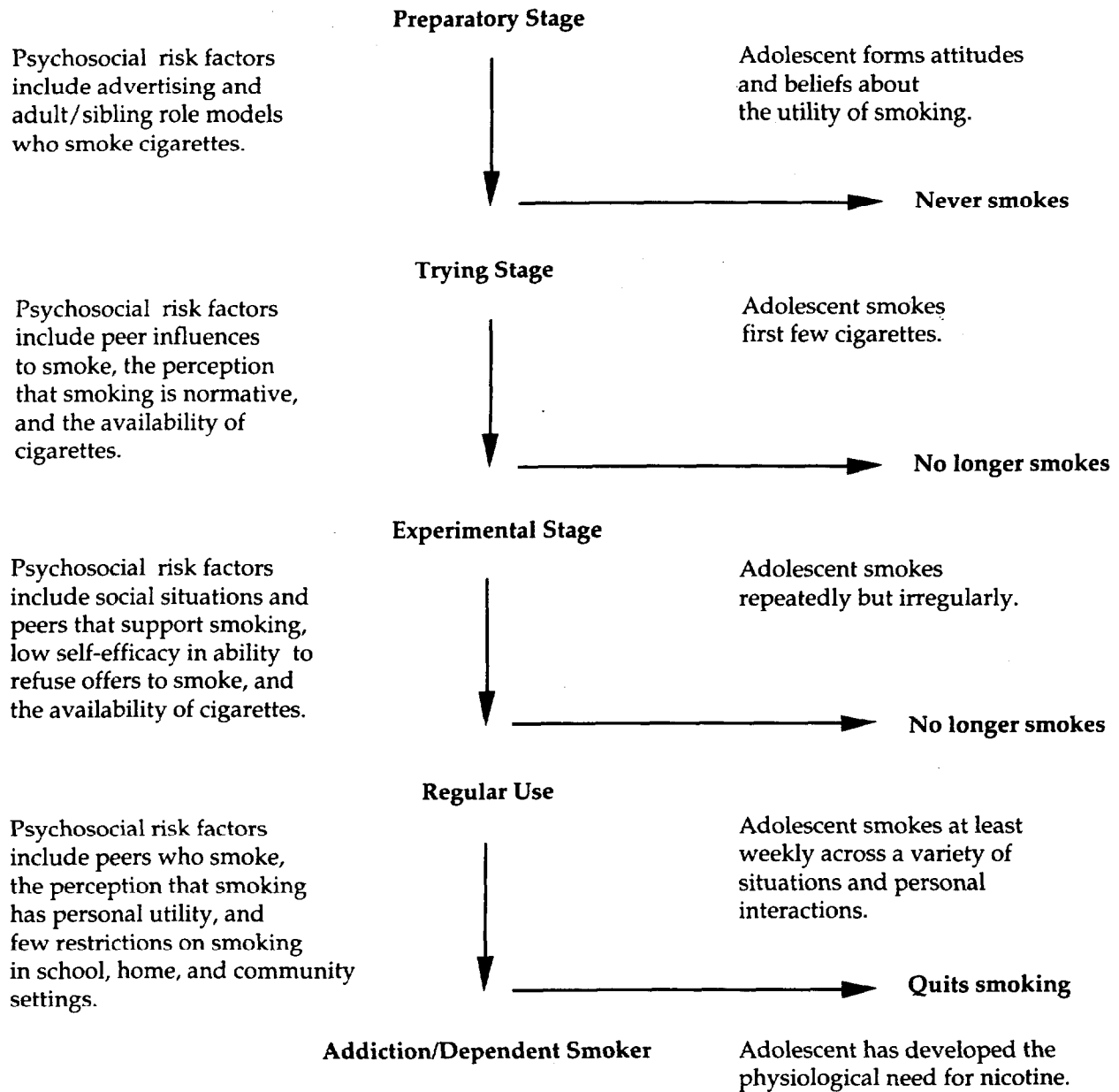
†Time = Number of months from the beginning of the study to the final follow-up wave.

‡Number = Number of nonsmoking students at the beginning of the study.

§NSW Australia = New South Wales, Australia.

ΔNA = Not available.

Figure 1. Stages of smoking initiation among children and adolescents



Sources: Adapted from Flay (1993); U.S. Department of Health and Human Services (1991).

breakdown and discrepancies between role aspirations and achievements may lead to incomplete or inappropriate social development of adolescents. Inappropriate social development, in turn, can alter personal and

behavioral factors, such as normative expectations of smoking, that affect the choice to use tobacco (Flay 1993). Tobacco use may vary according to broad factors such as an individual's socioeconomic status, family

structure, age, gender, and ethnicity, especially when examined across an entire population. Many of these factors are covered in Chapter 3 (see "Recent Patterns of Cigarette Smoking").

Socioeconomic Status

Low socioeconomic status (SES) has been shown to predict smoking initiation in multiple longitudinal studies (Conrad, Flay, Hill 1992). Semmer, Lippert, et al. (1987) examined tobacco use among students in two schools in Germany. These investigators found that seventh- and eighth-grade students from the school in a low-income area (children of primarily blue-collar parents) had higher baseline rates of tobacco use than youth from the school in a higher-income area. Low-income students were also more likely to begin smoking over the course of this six-month study. Low-income students had greater expectations of positive consequences of smoking, lower self-image scores, and more friends who smoked. One possible explanation of the impact of SES supported by these findings is that lower-income students may have to cope more often with stressful situations, such as lacking sufficient resources or living in a one-parent family, and are therefore more likely to perceive smoking as a quick, easy coping strategy for stress or loneliness—and as a strategy that is socially accepted and effective (Semmer, Cleary, et al. 1987). Adolescents from low-income families may also have more role models who smoke and less supervision to discourage experimentation than adolescents from higher-income families (Perry, Kelder, Komro 1993).

Parental Education

The level of parental education has been shown to have a significant impact on adolescent smoking behavior in some studies. Although Ary et al. (1983) failed to find a relationship between parental education and children's smoking behavior, in a later report, Ary and Biglan (1988) found that low educational attainment among fathers was predictive of smoking onset in middle school youth. Waldron and Lye (1990) reported that high school seniors who had less-educated parents were more likely to have tried a cigarette and to have adopted cigarette smoking and were less likely to have quit smoking. Finally, Mittelmark et al. (1987) found that both adolescent females at all grade levels and adolescent males in grades 9 through 11 who began to smoke during the course of the study had parents with fewer years of formal education than their peers who remained nonsmokers. However, for seventh- and eighth-grade males in this study, parental educational level did not help to predict smoking initiation. See "Trends

in Cigarette Smoking" in Chapter 3 for a trend analysis of adolescent smoking behavior and level of parental education.

Number of Parents Living in the Home

Several studies document an association between beginning to smoke during childhood or adolescence and living in a single-parent home (Oei, Egan, Silva 1986; Elder, Molgaard, Gresham 1988; Isohanni, Moilanen, Rantakallio 1991; Goddard 1990; see "Sociodemographic Risk Factors for Smoking" in Chapter 3). These findings must be interpreted with caution, since most are from cross-sectional studies that were unable to determine with certainty which occurred first—living in a single-parent home or smoking. If a predictive relationship does exist, a mechanism described by Castro et al. (1987) may help to explain the causal link. Their analyses found that living in a disrupted family system is an initial stressor that appears to predict social nonconformity and affiliation with cigarette-smoking peers. In turn, as will be discussed later in this chapter, both social nonconformity and peer affiliation are significant predictors of cigarette smoking among adolescents.

Developmental Challenges of Adolescence

The life stage of adolescence itself has been a consistent predictor of smoking initiation across studies (Alexander et al. 1983; Coombs, Fawzy, Gerber 1986; Bauman et al. 1990). The transition years from elementary to secondary school seem to be a particularly high-risk time for adolescent initiation of tobacco use (Alexander et al. 1983; Coombs, Fawzy, Gerber 1986). Indeed, both the rate of onset of smoking and the prevalence of regular smoking may level off during the high school years (Kandel and Logan 1984; McDermott et al. 1992). The relationship between adolescence and smoking initiation that is seen in these studies may be related to the developmental challenges of adolescence and to the social meaning of smoking.

Adolescence is characterized by three major types of developmental challenges (Hooker 1991). The first involves physical maturation, particularly sexual maturation, and the establishment of intimate relationships. A second group of challenges involves responses to cultural pressures to begin making the transition to adult roles and responsibilities and to emotional independence from parents. The third area, the personal, involves establishing a coherent sense of self and a set of values to guide future behavior. As adolescence begins, efforts to meet these various challenges are characterized by experimentation and risk-taking behaviors (Konopka 1991). Cigarette smoking is a risk behavior portrayed by

advertising and role models as a way to be attractive to one's peers (see "Contemporary Strategies of the Tobacco Industry" in Chapter 5), and smoking appears to contribute to a positive social image in some settings (Sussman et al. 1987). The functions of smoking established by advertising and adult role models coincide with the challenges of adolescence and thus make this age group the most vulnerable for experimentation and initiation.

Gender

Although current smoking prevalence is roughly equal among males and females in the United States, different historical trends for men and women are evident (Grunberg, Winders, Wewers 1991). Between 1974 and 1985, smoking initiation declined from 45 to 33 percent among young men but remained constant at 34 percent among young women (Fiore et al. 1989; see "Trends in Cigarette Smoking" in Chapter 3). Two studies have discussed the impact of changing gender roles (e.g., more women are in traditionally male positions of authority) on smoking behavior and the resulting difference in meaning that smoking has for males and females (Gritz 1984; Gilchrist, Schinke, Nurius 1989). Though some have suggested that generic factors that influence smoking initiation, such as appealing to the opposite gender, become more pronounced for one gender or the other at certain ages (Chassin et al. 1986), others have further concluded that the complex combinations of risk factors and processes leading to smoking are fundamentally different for females and males (Brunswick and Messeri 1984). In a review of research on gender differences, Clayton (1991) found both considerable similarities (for instance, the influence of peer and parent models) and a number of possible differences between adolescent females and males who smoke. For example, adolescent girls who smoke are more socially skilled (e.g., more at ease with their peers, with strangers, or with adults) than their nonsmoking peers, whereas adolescent boys who smoke tend to lack such skills. Concern about body weight and the belief that smoking might help control body weight may also lead adolescent females to begin smoking (Gritz and Crane 1991; Camp, Klesges, Relyea 1993). Further longitudinal research is needed to investigate gender differences in the determinants of tobacco use and thus to clarify the effect of gender on smoking initiation.

Ethnicity

Research also indicates that the rate of smoking initiation varies among ethnic groups. Sussman et al. (1987) found that among California youth progressing

from seventh to eighth grade, onset rates were higher for Hispanics and blacks than for whites and were lowest for Asians. Similarly, Maddahian, Newcomb, and Bentler (1986) found that among California students followed from 7th through 12th grades, black youth maintained higher rates of smoking than youth of other ethnic groups. White and Hispanic students had intermediate rates of smoking, and Asian youth reported the lowest levels, although this difference decreased over time. Other national reports, however, indicate a higher percentage of smoking among white adolescents and young white adults than among their black or Hispanic counterparts (Remington et al. 1985; Fiore et al. 1989; Bachman et al. 1991; see "Trends in Cigarette Smoking" in Chapter 3). These findings suggest different onset and quitting patterns among ethnic groups, as well as potential regional differences in these patterns.

Maddahian, Newcomb, and Bentler (1986) have proposed antecedents that may help explain these ethnic differences in tobacco use, including income levels that preclude or enable the acquisition of cigarettes, different levels of tobacco availability, and psychosocial influences associated with belonging to a particular ethnic group. These investigators found that among California students, the level of income earned by youth had a significant impact on explaining ethnic differences in tobacco use. However, ethnic differences were virtually eliminated when availability and ease of cigarette acquisition from friends were considered.

Sussman et al. (1987) found that unique combinations of psychosocial factors may be relevant to the ethnic differences in smoking initiation. Three variables—availability of cigarettes, difficulty in refusing offers of cigarettes, and intentions to smoke in the future—were significant predictors among youth from all ethnic groups included in their study. However, only among select groups were certain other variables important predictors of smoking initiation. For instance, social environmental variables (including peer smoking and adult smoking) were important predictors for white youth, but direct personal and social reinforcement variables (including improved self-image and adult and peer approval of smoking) were more important variables for Hispanic youth. General risk-taking behavior was an important additional predictor for black youth only. The strongest additional predictors for Asian students included lack of general self-esteem and decreased school-related self-esteem.

Environmental Factors in the Initiation of Smoking

Environmental factors are those that are external (or perceived as external) to adolescents and yet

may influence and affect their behavior. These factors include the availability of cigarettes in the community, the acceptability of smoking, peer and parental smoking, and adolescents' perceptions of the environment.

Factors That Influence Tobacco Acceptability and Availability

Factors that increase the acceptability and availability of cigarette use at a societal or community level serve also to influence adolescent smoking behavior. Acceptability and availability are affected, in part, by the tobacco industry through advertising and other promotional activities; this topic is discussed thoroughly in Chapter 5. Acceptability of tobacco use may also be accomplished through persuasive, multiple, attractive role models who smoke on television programs or in movies (Bandura 1977). Acceptability is further reinforced by community norms and policies that make tobacco products relatively accessible for adolescents—for example, through sales to underage buyers and unrestricted access to cigarette vending machines (see “Restrictions on Minors' Access to Tobacco” in Chapter 6). The National Adolescent Student Health Survey (American School Health Association et al. 1989) found that 79 percent of 8th graders and 92 percent of 10th graders considered it to be “very easy” or “fairly easy” to get cigarettes. Likewise, in the 1991 Monitoring the Future Project study (Johnston, O'Malley, Bachman 1992) 73 percent of 8th graders and 88 percent of 10th graders reported that it would be “fairly easy” or “very easy” to get cigarettes. In a study of adolescents in southern California, Sussman et al. (1987) found that both genders and all racial/ethnic groups except Asians tended to believe that they could obtain cigarettes with little difficulty. Findings from a national sample of teenaged (12–17 years old) smokers confirm these perceptions and suggest that 1.5 million of an estimated 2.6 million underage smokers buy their own cigarettes (Centers for Disease Control [CDC] 1992). Of those who buy their own cigarettes, 84 percent purchase them from a small store, 50 percent from a large store, and 14 percent from a vending machine, either often or sometimes (CDC 1992). These reports have been substantiated by observational studies of cigarette buying by young teenagers (see “Studies of Young People's Access to Tobacco” in Chapter 6). Several studies have found that the general availability of cigarettes predicts the onset of smoking (Bauman et al. 1984; Semmer, Cleary, et al. 1987).

Factors that increase acceptability and availability support a social milieu in which cigarette smoking may appear socially functional. On the other hand, a social milieu can decrease the risk of adolescent smoking—if,

for example, communities choose to restrict exposure to tobacco-promoting images or restrict access to tobacco products (see Chapter 6 for further discussion of such restrictions). Currently, as more communities and states adopt a variety of restrictive policies and programs, evaluation research is needed to examine the effectiveness of these strategies for reducing onset of tobacco use.

Interpersonal Factors

Interpersonal factors in the initiation of smoking involve opportunities for adolescents to perceive, through modeling by adults and peers who smoke, apparent advantages of smoking. These role models (particularly peers) also provide the situations (e.g., parties, staying overnight) in which cigarettes are first tried by adolescents (Lawrance and Rubinson 1986). Interpersonal factors have also been labeled “social learning variables” (Bandura 1977; Flay 1993) because the social functions or meanings of smoking are learned in the context of social interactions. The research on interpersonal factors has carefully explored the roles of parents, siblings, friends, and peers in the process of initiation.

Parental Smoking

The research on the influence of parents' smoking behavior on their children's cigarette use has included multiple studies of the relative risk of initiation if one or both parents smoke. Bauman et al. (1990) found a consistent relationship between parental and adolescent smoking in a cross-sectional study of 12- through 14-year-olds in 10 urban areas in the southeastern United States. Compared with adolescents whose parents had never smoked, those whose parents currently smoked were almost twice as likely to smoke; those whose parents had once smoked were three times as likely to smoke. A similar influence of parental smoking was noted by Chassin et al. (1986) for females in a longitudinal study of 12- through 18-year-olds from the midwestern United States. In Sussman et al. (1987), a longitudinal study of 11- through 14-year-olds in southern California, parental smoking was predictive of a child's smoking for whites but not for Hispanics, blacks, or Asians. This finding matches that of Hunter et al. (1987) in a longitudinal study of 8- through 17-year-olds in the southern United States, in which parental behavior was predictive of children's smoking initiation for whites but not for blacks.

By contrast, parental smoking behavior was a poor predictor of smoking initiation in several other studies, including the longitudinal study McCaul et al. (1982) conducted among 11- through 14-year-old whites living in the north-central United States. No relationship was found in the Botvin et al. (1992) cross-sectional study of

608 inner-city blacks aged 11 through 13 or in the longitudinal study of 2,209 primarily white 11- through 17-year-olds in Minnesota (Mittelmark et al. 1987). In Quine and Stephenson's (1990) cross-sectional study of over 2,000 Australians aged 10 through 12, parental smoking was not associated with children's smoking but was related to children's intentions to smoke when older.

Conrad, Flay, and Hill (1992) summarized the findings of 27 prospective studies on the onset of smoking that have been published since 1980 (see Table 3). In 15 of the studies, parental smoking factors were investigated. The researchers concluded that parental smoking was predictive in seven studies, predictive only for females in two studies, and not predictive in six others. Chassin et al. (1984) suggested that parental smoking may influence the preparatory or initial trying stages, as well as the stability of smoking patterns from adolescence to adulthood (Chassin et al. 1991), but parental smoking appeared to be less influential during the transition to regular smoking.

Sibling Smoking

Over the past two decades, extensive research on the influence of sibling smoking indicates a primarily positive relationship between an older sibling's smoking and a younger (adolescent) sibling's beginning to smoke. In a 10-year longitudinal study of 6,311 adolescents (initially 11 through 13 years old), sibling smoking was found to be one of four factors that was predictive of increased risk of initiating regular smoking and predictive of smoking prevalence after 10 years (Swan, Creaser, Murray 1990). In the McNeill et al. (1988) longitudinal research with 2,159 British 11- through 13-year-olds, having a sibling who smoked appeared to increase the odds of smoking initiation by a factor of 1.69. Botvin et al. (1992) reported that sibling smoking was one of five variables that accounted for 29 percent of the variance in smoking in their cross-sectional study of 522 inner-city blacks aged 11 through 13. O'Connell et al. (1981) found sibling smoking to be among the first three factors associated with weekly

Table 3. Predictors of smoking onset in 27 prospective studies

Prediction of smoking onset	Number of supportive findings	Number of unsupportive findings	Percent support
Socioeconomic status	16	5	76
Environmental factors			
Family smoking	18	8	69
Family approval	6	8	43
Other adult influences	5	3	63
Peer use and approval	27	5	84
Normative estimates	4	1	80
Offers/availability	7	1	88
Family bonding	9	6	60
Peer bonding	11	4	73
School influences	20	5	80
Religious influences	0	1	0
Behavioral factors			
Skills	3	0	100
Other behaviors	12	2	86
Personal factors			
Knowledge/beliefs	16	9	64
Attitudes	8	3	73
Personality factors	23	7	77
Intentions to smoke	8	1	89

Source: Adapted from Conrad, Flay, and Hill (1992).

smoking among 6,224 students aged 10 through 12 in New South Wales, Australia. Mittelmark et al. (1987) found that experimenting with cigarettes was associated with sibling smoking only for females and 11- through 13-year-old students. This finding was similar to the Chassin et al. (1984) research that found sibling smoking more influential in the early stages of cigarette use than in the later stages.

Gender and race differences in the effect of sibling smoking have also been noted. Hunter et al. (1987) found sibling smoking predictive for white males, a sister's smoking predictive for white females, and a brother's smoking predictive for black males and females. Brunswick and Messeri (1983) found sibling smoking influential only for males. In the Muscatine Study (Krohn, Naughton, Lauer 1987), the maintenance (not initiation) of smoking was associated with a brother's smoking. Finally, in Conrad, Flay, and Hill's (1992) review of 27 prospective studies, four of the five studies that examined this factor indicated that sibling smoking was associated with onset.

Peer Smoking and Peer Behaviors

One of the areas of widest investigation in the antecedents of cigarette smoking concerns peer smoking and related peer behaviors. Peers may be defined as persons of about the same age who feel a social identification with one another. The influence of peers has been posited as the single most important factor in determining when and how cigarettes are first tried. Flay et al. (1983) suggest that smoking may primarily represent an effort to achieve social acceptance from peers and that it may particularly be an experimental "adult" activity that is shared with the peer group. Leventhal and Keeshan (1993) suggest that adolescents are not only influenced by, but also influence and construct, their peer groups. These researchers propose that small groups of adolescents "construct shared social environments in which they perceive themselves and other(s) as having mutual cognitive, emotional, and evaluative reactions. . . . the intersubjectivity created by sharing generates a sense of wellness. This sense of mutuality enhances the attractiveness of the group and may lead to incorporation of the self-image of the others into the image of one's own self" (p. 269).

Multiple cross-sectional and longitudinal studies worldwide substantiate the relationship between smoking onset and peers' (or friends') smoking (Shean 1991; O'Connell et al. 1981; Ogawa et al. 1988). In their research, Bauman et al. (1990) found that smoking most often occurred in the presence of best friends. Sixty percent of 11- through 17-year-olds reported that they

had first smoked, and 72 percent reported that they had most recently smoked, with close friends (Hahn et al. 1990). Among 12- through 14-year-olds, those whose best friend smoked were four times more likely to be smokers than those whose best friend did not smoke. Best friend's smoking predicted both smoking experimentation and prevalence among urban San Diego adolescents from a variety of ethnic groups (Elder, Molgaard, Gresham 1988) and among white and black 8- through 17-year-olds in Louisiana (Hunter, Vizelberg, Berenson 1991). Best friend's cigarette use was predictive of the first try at smoking, whereas having a majority of friends who smoke was predictive of the second cigarette (Leventhal, Fleming, Glynn 1988).

In the Conrad, Flay, and Hill (1992) review of the recent prospective research, friends' smoking was predictive of some phase of smoking in all but one (Newcomb, McCarthy, Bentler 1989) of 16 studies. A positive association of peer smoking with onset of smoking in 88 percent of these more rigorous, longitudinal studies suggests a clear link between peers' smoking and cigarette use. This link may be mediated by personal factors, such as self-efficacy (or self-confidence), and appears to be most potent in the earlier stages of smoking (Pomerleau 1979; Pederson and Lefcoe 1986; Chassin, Presson, Sherman 1990).

Social Bonding

The interpersonal environment has also been characterized by the degree of social bonding, or attachment, between the adolescent and important others or institutions.

The findings on family bonding variables in smoking onset, particularly attachment to mothers or fathers, have been inconsistent; those related to peer bonding, including the number of friends, level of social life, participation in antisocial activities, and having a boyfriend or girlfriend, were all found to be predictive of onset (Conrad, Flay, Hill 1992). Bonding with peers who smoke appears to increase the risk of smoking, perhaps because such bonding takes precedence over attachments to the family.

Perceived Environmental Factors

The perceived environment includes the smoking-related norms, social support, expectations, reactions, and barriers that adolescents sense in their environment. The perceived environment may be a more proximal influence on smoking initiation than the actual environment (Jessor and Jessor 1977). For example, 12-year-olds who believe that "lots of people" their age smoke may

be more inclined to begin smoking to fit in than if they were aware that only 5 to 7 percent of their peers actually smoke.

Norms

Norms may be defined as what an individual in a particular group perceives she or he ought to do and what is perceived as acceptable behavior for a given age group, gender, or other subgroup. Gerber and Newman's (1989) research on smoking-related norms details adolescents' perceptions of the percentage of all adults, peers, and classmates they think are smokers. These investigators found that experimental adolescent smokers who increased their smoking levels over the course of the one-year study period perceived more smoking among their classmates than did those who had decreased their smoking in the same time period. Similarly, Leventhal, Fleming, and Glynn (1988) report that youth who participated in their studies greatly overestimated the proportion of peers and adults who smoke. The adolescents believed that 66 percent of their peers and 90 percent of adults were smokers, thus overestimating smoking prevalence by at least a factor of three.

Collins et al. (1987) examined the predictive influence of norms in a longitudinal study of 3,295 students aged 11 and 12 in 56 junior high schools in Los Angeles. Like Chassin et al. (Chassin et al. 1984; Chassin, Presson, Sherman 1990), they found that adolescents who made relatively high estimates of regular smoking prevalence were more likely to try smoking, to become smokers, or to increase the amount they smoked over 1 and 1.5 years of the study. Sussman et al. (1993) discussed further aspects of normative influence and implications for the content of prevention programs. Previous smoking and peer smoking were the main predictors of overestimates in the Collins et al. (1987) study. In Shean's (1991) research in Australia, beliefs about the number of adolescents and adults who smoke predicted smoking in young adulthood eight years later. In part, these normative expectations may be a function of these beginning smokers' actual exposure to a disproportionate number of smokers, including adults and peers.

Social Support for Smoking

Social support includes perceived approval or disapproval of adolescent cigarette smoking by parents, siblings, peers, and important others, such as teachers or employers. One way that social support is manifested is through peer-group pressure, either through support or discouragement of smoking.

Peer pressure is not always negative; it has been used successfully in many prevention programs (Klepp, Halper, Perry 1986). Still, in the study by Hahn et al.

(1990), the urging of one or more acquaintances—most likely peers or close friends—prompted over half the instances of adolescents' trying a cigarette for the first time. In the Chassin et al. (1986) study, females who saw their friends as more supportive than critical about their smoking were more likely than those who saw their friends as less supportive to become regular smokers one year later. Similarly, many adolescent smokers in another study reported, "My friends like me because I smoke" (Hunter et al. 1987). In the same study, smokers were less likely than nonsmokers to report, "My parents don't want me to smoke." Peer approval of smoking was an important predictor for smoking onset among whites and Hispanics, whereas adult approval was an important predictor for Hispanics and Asians among 874 southern California 11- through 13-year-olds (Sussman et al. 1987).

Social support also includes the general support or approval the adolescent receives from others. This kind of support appears to play a role in predicting onset (see "Trends in Knowledge and Attitudes About Smoking" in Chapter 3). Chassin et al. (1986) found that those adolescents who reported that their parents were generally supportive of them were less likely to begin smoking or to become regular smokers than were those who perceived that their parents were not generally supportive of them. However, those who reported that their friends were supportive of them were more likely to become smokers than were those who did not report such support. Similarly, males who reported that they lived in families in which they had limited involvement in family decisions were more likely to become smokers than males from families where high involvement in family decisions was reported (Mittelmark et al. 1987). Adolescents who reported regularly caring for themselves after school were at increased risk of smoking (Richardson et al. 1989). Finally, adolescents who believed that parents, siblings, friends, and teachers would not care if they smoked were at higher risk of initiating smoking after 2.5 years than were those who believed that others would care if they smoked (McNeill et al. 1988). Lack of concern by parents appears to increase risk, particularly for males (Swan, Creaser, Murray 1990). General parental support of the adolescent and concern about the adolescent's smoking appears to decrease risk.

Parental Reaction to Smoking

Parental reaction to use and perceived parental strictness have also been associated with onset. Hansen et al. (1987) examined the influence of perceived parental reactions to cigarette smoking (as well as alcohol and marijuana use) among 293 Los Angeles 10- through 12-year-olds. Parental anger toward the

adolescent's smoking or approval of the adolescent's refusing to smoke, together with two other drug-related variables, indirectly predicted low levels of use. Chassin et al. (1986) evaluated perceptions of parental strictness; their findings support the need for interventions tailored to different age groups of adolescents. Among the youngest subjects (10 through 12 years old), those who perceived that their parents were more strict than other parents were actually more likely to begin smoking over a one-year interval. Among the oldest subjects (14 through 16 years old), however, those who perceived that they had stricter parents were less likely to begin to smoke. Those aged 12 through 14 years were not affected by parental strictness. Other researchers have further noted that extremes of parental strictness, from inadequate restraint to overcontrol, are associated with problem behaviors (Pandina and Schuele 1983).

Adult Discrepancy

Shean (1991) developed the concept of adult discrepancy—the discrepancy between the “adult” behaviors in which an adolescent wants to participate at age 14 (such as going to a nightclub) and what was actually done by his or her parents when they were age 14. Those adolescents with high discrepancy were more likely to be smokers as young adults than those with low discrepancy, which may suggest that adolescents with high discrepancy tend to make the transition to an adulthood not modeled by parents. The adult discrepancy factor, in addition to peer, sibling, and parental smoking, intentions to smoke, and effects of cigarette advertisements, predicted young adult smoking over an eight-year interval. This study points to the strong effect of the social environment on the onset and maintenance of adolescent smoking.

Behavioral Factors in the Initiation of Smoking

Behavioral factors involve patterns of behaviors that are directly related to cigarette use, such as academic achievement, health-compromising and health-enhancing behaviors, and smoking-related skills. These associated behavior patterns may increase the risk of smoking by providing opportunities to view smoking as functional or appropriate.

Academic Achievement

The onset of smoking has been shown repeatedly to be related to poor academic achievement (see Table 6 in Chapter 3). Relevant indicators of students' achievement include scholastic performance (grades), high school graduation, truancy rates, and future professional or

educational aspirations. Borland and Rudolph (1975) examined the relative predictability of scholastic performance, parental smoking, and socioeconomic status among 1,814 high school students in Pennsylvania. The strongest correlate to smoking was scholastic performance; those with the highest grades were found to smoke less than those with the lowest grades. This finding is consistent with Brunswick and Messeri's (1984) research among young, urban black adolescents in Harlem, New York, as well as the Sussman et al. (1987) research with Hispanic and Asian adolescents in southern California. Students who disliked school and feared school failure were more likely to begin smoking in early adolescence than those who liked school and had expectations of school success (Ahlgren et al. 1982). In two well-designed studies, adolescents who had limited expectations of academic achievement increased their smoking levels over time (Gerber and Newman 1989; Chassin, Presson, Sherman 1990). Still, among inner-city black seventh-grade students, Botvin et al. (1992) found that academic achievement was not a significant predictor of current smoking or intentions to smoke.

Conrad, Flay, and Hill (1992) found that 80 percent of the prospective studies on the onset of smoking indicated a positive relationship between low academic achievement (and other school-related factors) and smoking onset. In a longitudinal study of 739 junior high students (66 percent white, 15 percent black, 10 percent Hispanic) in Los Angeles, the research team of Newcomb, McCarthy, and Bentler (1989) concluded that an adolescent's “academic lifestyle orientation” (measured by grades, educational aspirations, personal and professional plans, and expectations) was the central organizing influence on teenage smoking behavior, teenage emotional well-being, social relationships with smokers, and adult smoking behavior. This centrality emerged even when emotional well-being, self-efficacy, personal ambition, and friends' smoking behavior were considered.

Other Adolescent Behaviors

The association between smoking and other adolescent behaviors has been examined as an extension of Jessor and Jessor's (1977) concept of the covariation of problem behaviors, including both unconventional behaviors (such as alcohol and drug use) and conventional behaviors (such as academic achievement and church attendance). Cigarette use among adolescents has been studied as “problem” behavior; that is, studies have examined its association with alcohol and drug use, risk-taking behaviors, proneness to deviance, early antisocial behavior, and group membership, as well as its association with constructive or health-enhancing behaviors. Some adolescents see problem behaviors as a way to

achieve—and signal to others—the precocious transition to independence and autonomy.

The association of cigarette smoking and illegal drug use suggests that cigarettes may be an entry-level or gateway drug in a sequence of progressive drug use (see “Smoking as a Risk Factor for Other Drug Use” in Chapter 2 and “Smoking and Other Drug Use” in Chapter 3). The suggestion here is not that smoking causes illegal drug use, but that those who use illegal drugs have most likely smoked cigarettes previously. In the following studies, smoking is considered a gateway drug, since the decision to smoke appears to facilitate the decision to use other drugs.

Scheier and Newcomb (1991) studied 717 junior high school students in northern California. They concluded that early cigarette use predicted illegal drug use during the two-year study period. This finding complements the work of Fleming et al. (1989) and Newcomb and Bentler (1986), who emphasized the crucial role of cigarette smoking in the progression to marijuana and hard drug use, even without the mediating impact of alcohol use. Those authors concluded that these substances are reciprocally influential over time, with increased use of cigarettes associated with increased use of illegal drugs. By young adulthood, a clear correlation seems to exist between cigarette smoking and illegal drug use. For example, in Brunswick and Messeri's (1983) 6- to 8-year prospective study of 536 blacks aged 11 through 13 in Harlem, New York, at follow-up (aged 18 through 23), 56 percent of males and 59 percent of females who had used illegal drugs smoked cigarettes, whereas 24 percent of males and 35 percent of females who had not used illegal drugs smoked cigarettes.

Risk Taking, Rebelliousness, and Deviant Behaviors

Risk taking, rebelliousness, and deviant behaviors are generally those behaviors that are considered unconventional, antisocial, or alienated from traditional institutions. The research literature has repeatedly characterized adolescent drug use as one manifestation of rebelliousness and deviance (Jessor and Jessor 1977; Chassin, Presson, Sherman 1989). By testing Jessor and Jessor's (1977) model, Chassin et al. (1984) found that proneness to deviance significantly predicted smoking onset in a longitudinal study of secondary students, although not for those who had already experimented with cigarettes. In a subsequent study of high school students, Chassin, Presson, and Sherman (1989) found that in some instances, deviance was associated with independence and personal control; whether psychologically constructive or not, however, deviance was a significant predictor of cigarette smoking. A risk-taking

orientation (that is, an inclination toward excitement and chance taking) was similarly associated with trying a cigarette for the first or second time (Leventhal, Fleming, Glynn 1988). Risk taking was also a significant predictor of smoking initiation in the Collins et al. (1987) study of 11- and 12-year-olds in Los Angeles. In the Sussman et al. (1987) study of southern California adolescents, risk taking predicted smoking among blacks, but the association was not significant for whites, Hispanics, or Asians. Conrad, Flay, and Hill's (1992) review of prospective research on smoking initiation cited five studies that associated rebelliousness, risk taking, and proneness to deviance with smoking onset (see “Cigarette Smoking and Other Health-Related Behaviors” in Chapter 3).

Peer Groups

During the past two decades, the relative importance of adolescent bonding with peers has increased, while the importance of bonding with parents has declined (Perry, Kelder, Komro 1993). This shift has allowed more time, opportunity, and social support for dysfunctional behaviors, such as cigarette use. Adolescent females who spent most of their free time with their families, for example, were less likely to begin smoking than those who spent little free time with their families (Brunswick and Messeri 1984). As Flay (1993) notes, “youth alienated from conventional culture have more opportunities than others to observe substance use and its positive functions. . . . They are also more likely to overestimate the proportion of their peers who use these substances—because they are likely to be associating with groups who actually do use . . . [and] deviant cultures reinforce these youth when they do use, for example, by acceptance into groups” (p. 369).

Leventhal et al. (1991) observe that parents, teachers, and other adults seldom discuss with youth the intense biological and social changes that occur in adolescence: “When such a dialogue is absent . . . the peer group becomes the predominant influence integrating and shaping the adolescents' vague yet pressing internal states” (p. 586).

Participation in Athletics and Other Health-Enhancing Behaviors

Health-enhancing behaviors, such as sports involvement, might moderate a high-risk environment (Rantakallio 1983). Swan, Creeser, and Murray (1990) found that girls were significantly less likely to begin smoking if they were involved in an organized sport, but were significantly more likely to begin smoking if they participated in organized social activities. Involvement in sports did not appear to affect boys' rate of smoking

onset in this study. McCaul et al. (1982) found no association between boys' smoking and participation in extracurricular activities. Among urban black females in Brunswick and Messeri's (1984) study, those who reported minimal concern about their health and those who reported a larger appetite were more likely to begin smoking; in contrast, black males who had the greatest number of health-related activities and were of normal body weight were more likely to begin smoking than other black males (Brunswick and Messeri 1983). Sussman et al. (1993) found that among youth at the highest risk of smoking, those who did not smoke reported that they valued their health. Finally, in Kelder's (1992) longitudinal study of secondary school students in the north-central United States, cigarette smoking was found to be related to poor food choices and less exercise after the eighth grade; the correlation between these behaviors was stronger with increasing age.

Behavioral Skills

The final set of behavioral factors comprises the behavioral skills that are necessary to begin smoking, those that are necessary to resist influences to smoke, and those that are necessary to cope with other social situations that might indirectly encourage cigarette use. Hahn et al. (1990) found that 42 percent of smoking experimenters had asked for their first cigarette. In the Sussman et al. (1987) study in southern California, difficulty in refusing offers to smoke predicted onset for all four ethnic groups, particularly for whites and blacks, for whom it was the strongest predictive factor found in the study. This difficulty in refusing an offered cigarette appears to be strongly influenced by the offering friend's attitudes and behaviors (e.g., being persistent or critical if refused), particularly for high-risk adolescents (Salomon et al. 1984; Lawrance and Rubinson 1986; Reardon, Sussman, Flay 1989). Conrad, Flay, and Hill (1992) reviewed three prospective studies and found that refusal or resistance skills against smoking were associated with lower rates of onset.

Generally, cigarette use can be viewed as a coping mechanism—a skilled response designed to close the gap between an adolescent's current position and goals (Leventhal et al. 1991). Smoking serves as a coping response if it brings the adolescent closer to a valued goal, such as acceptance in a peer group. Smoking may also serve as a coping response to stress or distress (Wills and Shiffman 1985; Castro et al. 1987). These studies suggest that youth need more general social skills, such as being able to cope with various kinds of stress or social pressures, to help them manage the many developmental demands of adolescence (Franzkowiak 1987). A more comprehensive concept of skills that has been

used in prevention efforts is discussed in Chapter 6 (see "Instilling Skills for Resisting Social Influences to Smoke" and "Exemplary Programs for Resisting Social Influences").

Personal Factors in the Initiation of Smoking

Personal factors are those that are inherent in the individual; they include cognitive processes, values, personality constructs, and psychological well-being. These factors can be considered the personal filters through which sociodemographic and environmental factors pass as they influence behavior. Personal risk factors also explain differences in behavior among individuals exposed to the same or similar environments. The personal factors that have been examined in the research literature include levels of knowledge about the health consequences of smoking, the functions or meanings of cigarette use among adolescents, the subjective expected utility (SEU) of smoking, self-esteem, self-image, self-efficacy in refusing offers of cigarettes, personality variables, and emotional well-being.

Knowledge of Long-Term Health Consequences

Knowledge of the long-term health consequences of smoking has not been a strong predictor of adolescent onset (Collins et al. 1987; Krohn, Naughton, Lauer 1987; Sussman et al. 1987; Conrad, Flay, Hill 1992; Royal College of Physicians of London 1992), perhaps because virtually all U.S. adolescents—smokers and nonsmokers alike—are aware of the long-term health effects of smoking and because many adolescents feel inherently invulnerable in their characteristically short-term view (Gerber and Newman 1989). Belief that smoking has short-term effects on health appears to be a more powerful influence than knowledge of long-term health effects (Krohn, Naughton, Lauer 1987; McNeill et al. 1988). Similarly, belief in personally relevant negative social consequences of smoking has been associated with a decline in smoking prevalence among secondary school students (Chassin et al. 1987). Botvin et al. (1992) found that lack of concern about the harmful effects of smoking was associated with intentions to smoke among young, inner-city black adolescents. Similarly, dismissing or minimizing the health consequences of smoking has been associated with both initiation of cigarette use and adult smoking levels (Mittelmark et al. 1987; Swan, Creeser, Murray 1990). Krohn, Naughton, and Lauer (1987) found that smoking behavior predicted beliefs about the health effects of smoking more than beliefs predicted future cigarette use. Knowledge of the health consequences of smoking may or may not deter some adolescents from beginning to smoke; beginning to smoke appears to accentuate adolescents' denial of the health consequences.

Functional Meanings of Adolescent Smoking

The question of why adolescents begin to smoke has led to multiple examinations of the meanings of cigarette use, the utility of smoking, and the functions that smoking serves in an adolescent's life (Leventhal and Cleary 1980; Perry, Murray, Klepp 1987). Examining smoking from the perspective of the adolescent is a departure from viewing the onset of smoking exclusively as a response to the social environment or as capricious, arbitrary behavior. Since knowledge of the harmful consequences of cigarettes does not appear to deter onset, researchers are examining the social reasons and purposes of smoking.

Adolescents who begin to smoke perceive a more functional purpose of smoking than those who are nonsmokers (Gerber and Newman 1989). Adolescent smokers are more likely to view smoking as a way to act mature, be accepted by a peer group, have fun, cope with personal problems and boredom, or be rebellious (Perry, Murray, Klepp 1987). Cigarette smoking has also been shown to be a coping behavior for adolescents who are dealing with disruptive and stressful family events (Castro et al. 1987). Hunter et al. (1987) found that adolescent smokers were significantly more likely than nonsmokers to believe that smoking has psychological and physiological benefits. They were also less likely to believe that others smoked for negative reasons, such as to "show off."

In the research of Hahn et al. (1990), regular smokers were asked why they first had tried cigarettes and why they had most recently smoked. Sixty percent reported that curiosity was the reason for their first try, 13 percent said that they wanted to fit in with a group, and 10 percent reported that they were pressured into it. For most recent use, 27 percent reported that they smoked for pleasure, 20 percent out of dependence, 17 percent because they were curious, and 10 percent to fit in with the group. These findings are consistent with Chassin et al. (1984), who suggest that positive attitudes toward smoking, such as the idea that smoking is fun or pleasurable, are a better predictor of the transition to regular smoking than they are for first experimentation. In general, these investigators found that positive attitudes toward smoking may increase as a function of age. Botvin, Botvin, and Baker (1983) found that independent of the smoking status of friends, students in the eighth grade (13- and 14-year-olds) were more likely to have a positive social image of smoking than students in the seventh grade (11- and 12-year-olds).

Subjective Expected Utility

Bauman et al. (1984) have examined the SEU of smoking for adolescents in a longitudinal study in North

Carolina. SEU is defined as the extent to which an individual expects the overall consequences of a behavior, such as smoking, to be positive or negative. Fishbein (1980) found that behavioral intentions to smoke were related to whether more positive or negative consequences were expected from smoking. SEU was found to be predictive of the onset of smoking over a one-year interval and of increased smoking levels among baseline smokers (Bauman et al. 1984). In a second study, SEU was found to be mediated by the adolescent's perception of personal control; current smokers with the highest scores for internal locus of control (that is, the belief that they have control over what occurs to them) were more likely to have been influenced by SEU (Bauman and Fisher 1985). Therefore, regular smoking appears more likely to be motivated by internal processes than are initiation and trying, which may primarily be products of exposure to a high-risk social environment.

Self-Esteem

The process of individuation and identity formation is inherent to adolescence. The adolescent's sense of self evolves as she or he interacts with parents, school, and peers and considers options for the future. Self-esteem, or an individual's qualitative self-evaluation, emerges from these contexts (Young and Werch 1990). In several studies, the onset of smoking has been associated with lower self-esteem. Young and Werch (1990) found that young nonsmokers and those with no intention of smoking in the future had higher self-esteem relative to family, school, and peers than frequent users or those who intended to use in the future. Ahlgren et al. (1982) found that low self-esteem within family or school contexts was associated with initiation and continuance of smoking. Self-esteem concerning school predicted intentions to smoke among young, inner-city black adolescents (Botvin et al. 1992) but did not predict actual smoking. Stacy et al. (1992) found that general low self-esteem directly predicted smoking onset in a multiracial, southern California sample yet did not significantly mediate friends' social influences. In their review of prospective research, Conrad, Flay, and Hill (1992) conclude, "Self-esteem received fairly consistent support [as a predictor of initiation] from the reviewed longitudinal studies. This is better than we would have expected from our reading of previous cross-sectional studies" (p. 20).

Self-Image

Some adolescents may smoke cigarettes to enhance their low self-esteem by improving their external image—that is, by appearing mature or "cool." Smoking onset was seen as a way to improve self-image among

whites, blacks, and Hispanics in southern California (Sussman et al. 1987). Role models who smoke are frequently seen to have socially desirable attributes—they seem tough, sociable, and sexually attractive (Chassin, Presson, Sherman 1990). Adolescents who believe that smoking bestows these attributes may see smoking as a powerful mechanism for self-enhancement. These young people may experiment with smoking to try to adopt a perceived positive social image and thereby improve the way others, particularly peers, view them (Chassin, Presson, Sherman 1990; Leventhal et al. 1991). If peers respond favorably to this strategy, these new young smokers may continue to smoke, since the behavior has proved functional for them in creating an acceptable self-image.

Self-Efficacy

An individual's efficacy (or confidence) in performing specified skills and behaviors is a significant mediator of peer influences to smoke (Bandura 1986). Ellickson and Hays (1990–91) found that low self-efficacy, as measured on a scale of having little or much confidence in resisting offers of drugs, was associated with drug use, including smoking. DeVries, Kok, and Dijkstra (1990) found that self-efficacy in resisting offers to smoke was the best predictor of smoking among adolescents in the Netherlands over a one-year interval. Similarly, Lawrance and Rubinson (1986) found that young adolescents' perceptions of their ability to resist cigarette smoking corresponded to their self-reported smoking. Finally, Stacy et al. (1992) found in their cross-sectional study of high school students not only that low self-efficacy in resisting social influence was a significant predictor of smoking, but also that high self-efficacy was the only significant mediator of friends' social influences on smoking. Therefore, self-efficacy, a personal factor, appears to act as a buffer that protects adolescents from potent peer influences to smoke (Conrad, Flay, Hill 1992).

Personality Factors

The research on personal factors has also examined many personality factors for their association with onset, in part to assess whether underlying emotional or psychological problems predict adolescent smoking. Personality characteristics that are related to deficiencies in self-control, such as impulsiveness and sensation-seeking tendencies, are important and were discussed earlier in this chapter in connection with behavioral factors.

Psychological Well-Being

Several studies have associated cigarette smoking and symptoms of depression among adolescents. Covey

and Tam (1990) showed an independent relation of depressive mood, friends' smoking behavior, and living in a single-parent home with cigarette smoking among 205 urban 11th-grade males and females. Depression scores correlated with the number of cigarettes smoked. Malkin and Allen (1980) found a significant association between smoking and depression among males in a study of 229 rural 8th- and 11th-grade students, a finding that was replicated for both genders by Kaplan et al. (1984).

Stein, Newcomb, and Bentler (unpublished data) found that cigarette use was positively associated with being extroverted and negatively associated with having symptoms of depression among junior high school students in Los Angeles. Cigarette use, however, significantly predicted symptoms of depression in these young people four and eight years later (Newcomb, McCarthy, Bentler 1989). These findings may reflect the addictive quality of tobacco use beyond the earliest experimental states and the relationship between smoking and depression, since depression is a personality factor that usually persists over time. Smoking might be a short-term, self-medicating response to symptoms associated with depression. In the long-term, however, this effect would diminish; as tolerance to nicotine increases, the possible antidepressant effects of smoking (such as alertness, euphoria, and calm) dissipate (Newcomb, McCarthy, Bentler 1989). Similarly, Leventhal, Fleming, and Glynn (1988) found that reported feelings of helplessness were associated with more rapid movement to a second and third experiment with smoking; however, these feelings were not related to the initial experimentation. The association of smoking and suicide attempts, another clearly serious symptom of depression, is presented in Chapter 3 (see "Cigarette Smoking and Other Health-Related Behaviors").

Flay (1993) suggests that symptoms of depression may be a response to distress associated with stress and poor family bonding. He points out that stress and distress have been associated with drug use, including tobacco use (Wills and Shiffman 1985). The research of Kellam, Ensminger, and Simon (1980) suggests that this cycle may begin early in life. In their study of first-graders (aged five through seven) in Chicago, they found that males rated by observers as aggressive or as alternately shy and aggressive had the highest rate of drug use, including cigarette use, 10 years later; no long-term psychological predictors were found for females. In another study (Brunswick and Messeri 1984), adolescent males were more likely to begin smoking if they were pessimistic about the likelihood of the world becoming any better or if they held low expectations for their own future; for adolescent females, a shortened time perspective (i.e., a

limited ability to conceptualize their future) was the most important psychogenic predictor of initiation.

Adolescent Smoking Behavior as a Risk Factor for Subsequent Smoking

Intentions to Smoke

Since intentions are viewed as proximal to performance, the research on smoking behavior as a predictive factor of smoking includes behavioral intentions to smoke. In several studies, intentions to smoke have been associated with both the onset and continuation of smoking. Sussman et al. (1987) found in their longitudinal study in southern California that the intention to start smoking was one of only three factors that predicted onset among all ethnic groups. McNeill et al. (1988) found that future intentions to smoke increased the odds of starting to smoke by a factor of 2.44 and was the strongest predictor of change in smoking status after current behavior (having tried smoking) and gender were entered into the analysis. In the Chassin et al. (1984) longitudinal study, behavioral intentions were "significant predictors of future smoking transition in all subgroups, accounting for between 1.9 percent and 10.2 percent of the variance in transition. . . . In fact, behavioral intentions were typically the most important single predictor of future transition" (p. 237).

Intentions to smoke appear to be a particularly strong predictor of future smoking for those who have already tried smoking. Shean (1991) found that intentions to smoke a "next cigarette" among 14-year-old Western Australians predicted smoking eight years later. Conrad, Flay, and Hill (1992) found that in eight of nine prospective studies of young adolescents, the intention to smoke was significantly associated with onset. Because of the strength of this association, several researchers have used intentions to smoke as an outcome measure in their studies, especially in populations (such as pre-adolescents) where smoking prevalence is low relative to adolescents' intentions to smoke. Intentions to begin smoking seem a much more reliable predictor of future behavior than do intentions to quit smoking (see "Adult Implications of Adolescent Smoking" in Chapter 3).

Present Smoking Status

Any cigarette use places an adolescent at higher risk for subsequent use and for further progression through the stages of smoking behavior. Conrad, Flay, and Hill (1992) document seven prospective studies in which prior experience with, or exposure to, smoking predicted tobacco use. McNeill et al. (1988) found that

the act of having tried smoking was the most predictive factor in initiation and that it more than quadrupled their study participants' odds of taking up smoking. Collins et al. (1987) found that prior smoking behavior was the most important predictor of future smoking over a 2.5-year interval. Even though the physiological effects of the first tries are mostly adverse (unpleasant taste, coughing, headache, nausea, dizziness) (Hahn et al. 1990), those who persist report increasingly positive reactions (pleasant taste, euphoria, alertness, relaxation, curbing of appetite) and develop tolerance (experience fewer unpleasant sensations) (Flay 1993). Stein, Newcomb, and Bentler (unpublished data) reported a more established pattern of cigarette use among young adults than among adolescents. In their study, the standardized regression coefficient of prior smoking for smoking behavior between Year 1 and Year 5 (youth in junior high and high school age groups) was 0.43, yet from Year 9 to Year 13 (young adulthood) it was 0.82. The authors suggest that in early adolescence, some cigarette triers never fully develop a pattern of smoking, but by late adolescence, the addictive properties of cigarette use figure prominently in behavior formation. These findings underscore the need for antismoking efforts to focus on preventing initial tries, on discouraging transitions to more regular smoking, and on encouraging early cessation (Leventhal, Fleming, Glynn 1988; Kelder 1992).

Summary of Psychosocial Risk Factors for Cigarette Smoking

Some clear convergence of research findings emerges from this review, a summary of which is highlighted in Table 1. Table 3 provides a second summary of supportive and unsupportive findings from the Conrad, Flay, and Hill (1992) review of 27 prospective studies; for the most part, this summary table is consistent with Table 1. Among the sociodemographic factors, age is the risk factor consistently linked with onset in early adolescence; ages 11 through 15 (seventh through ninth grades) are the peak age group for first trial and experimentation. Cigarette smoking clearly has social meanings that are attractive to many young and vulnerable identity-seeking adolescents. This age factor is even more pronounced when linked with SES, another important sociodemographic risk factor for smoking onset. Alternative health-enhancing avenues for independence and identity may be less readily available to adolescents from lower SES families, especially those adolescents who live in a single-parent home. Limited by fewer opportunities for healthy development and parental supervision, lower-SES youth are generally at greater risk to begin smoking. The gender difference, another major factor, is no longer evident, although the meanings of

cigarette use and the pathways to regular use may vary by gender. Finally, differences by ethnic group do not appear to show a consistent pattern across communities, particularly when income level and cigarette availability are considered. The review of sociodemographic factors thus concludes that a young adolescent from a low-SES family is at highest risk to begin smoking.

Proximal environmental factors, such as the influence of peers, friends, and siblings, play a powerful role in the initiation of adolescent smoking. Smoking initiation appears to be a component of peer associations and peer bonding in adolescence, as peer groups establish shared behaviors to differentiate themselves from other adolescents and from adults. Adolescents usually try their first cigarettes with their peers; peer groups may subsequently provide expectations, reinforcement, and opportunities for continuation. The influence of peers seems to be particularly potent in the stages of smoking that precede regular use; in later stages, personal and pharmacological factors appear to predominate.

Data on the influence of parental smoking are not as compelling as those on peer influence; only about half of the prospective studies show a clear predictive relationship. The influence of parental smoking appears to be strongest for whites and females, particularly in the early stages of smoking onset. This review suggests that parental influence might include other important factors, such as parents' approval or disapproval of smoking, their involvement in free-time supervision, their manner and extent of communication on health-related matters, or their promotion or nonpromotion of academic achievement for their children. Lastly, young people are exposed not only to role models but also to the consequences of the behavior of these role models; having a parent who smokes might even serve to deter an adolescent from smoking if the parent is struggling with cessation or displays the health consequences of tobacco use.

How adolescents perceive their social environment also influences their smoking behavior. Adolescents overestimate the number of young people and adults who smoke, and those with the highest estimates are more likely to become smokers. In addition, young people are more likely to smoke if they feel that their peers approve of smoking, and particularly if adults do not seem to disapprove. In each of these cases, the perceived environment could accurately reflect the actual environment. Those who begin to smoke may actually be exposed to more role models who smoke, more peers who approve of smoking, and fewer adults who disapprove than those who never begin to smoke.

Families in which parents are considered to be generally concerned and supportive, or in which the children are involved in family decisions, are home

environments in which adolescents are less at risk for smoking initiation. Parental strictness and parental approval or disapproval of smoking have indirectly and inconsistently predicted initiation and are therefore less influential on adolescent smoking behavior than the general family environment. The research on parental skills in coping with adolescent smoking is limited and warrants further investigation.

The behavioral factors examined were consistently associated with the initiation of cigarette smoking. Patterns of behavior that are associated with smoking include alcohol and drug use, risk-taking and rebellious actions, and involvement in peer groups in early adolescence. Patterns of behavior that are associated with less risk of smoking include academic achievement, involvement in sports (for females), healthy eating and physical activity patterns, and the ability to resist offers of cigarettes. Thus, encouraging and providing opportunities for health-enhancing activities and academic achievement might, by fulfilling some of the needs that smoking apparently meets for adolescents, prevent some young people from trying their first cigarette.

The personal factors—those most proximal to the individual and to the immediate decision to smoke a cigarette—reflect, in part, the adolescent's internalization of the social environment. An adolescent's knowledge of the health consequences of smoking is a poor predictor of subsequent cigarette use, although smoking risks that are personalized appear to be important. More significant predictors include the meanings, the perceived positive functions, and the expected utility of cigarette use. These aspects are linked to having a positive social image, bonding with peers, and being "mature"—all of which are particularly socially relevant for adolescents. Compared with nonsmoking adolescents, those who begin to smoke appear to have lower self-images and lower self-esteem; for them, smoking becomes a self-enhancement mechanism. Similarly, self-efficacy toward avoiding cigarettes seems particularly linked with the ability to resist cigarette offers from peers. Of the personality variables, symptoms of depression, helplessness, aggression, pessimism, and a limited ability to conceptualize the future were all found to be smoking-predictive in a small number of studies. The most predictive personal factors were those linked to the social environment, to peers, and to the meanings of cigarette smoking learned in youth.

Intentions to smoke and prior experimentation with cigarettes strongly predict subsequent smoking. The adverse physiological reactions to first tries at smoking wane with repetition, and tolerance levels to nicotine increase. Adolescents who smoke are more likely than nonsmokers to discount the negative health consequences of smoking, report positive functions of smoking, and

perceive that their peers are smokers. The shift from social to more personal reasons for smoking is associated with increasing nicotine dependence and addiction.

Several other factors that influence smoking initiation are not covered in this chapter. First, the combined influence of tobacco advertising and promotion represents a powerful environmental risk factor (see Chapter 5). Second, cultural or community-level research on the causes of smoking onset is decidedly limited. In particular, the effect of taxation, of restrictions to public smoking, of vending machine regulations, and of limiting access to tobacco for underage buyers needs to be addressed prospectively (Chapman and Bloch 1992; Sweanor et al. 1992; see Chapter 6). Third, even at the school level, smoking prevalence rates have been shown to be partly attributable to attendance at a particular school and to school smoking policies (Best et al. 1984; Semmer, Lippert, et al. 1987; Pentz et al. 1989; Santi et al.

1990-91; see "Smoking Restrictions in the School" in Chapter 6). Still, which aspects of schools contribute to smoking onset—whether their rules, consistency of rule enforcement, grade structure, or discipline procedures—need to be studied. These distal environmental factors partly determine the meaning for, and acceptability of, cigarette use at a community level, determine the ease or difficulty with which adolescents can obtain tobacco, and reinforce or inhibit the continuation of use into adulthood. Proximal factors are strong determinants of use once the meaning of smoking is established and access to cigarettes is possible. Therefore, the more distal risk factors might be considered the proper targets of intervention research efforts, which should test the potency of these factors and provide the clear community-level message that cigarette smoking among the young is unacceptable.

Initiation of Smokeless Tobacco Use

Compared with the research literature on smoking initiation, the knowledge base on smokeless tobacco initiation is modest. Far fewer longitudinal studies have been conducted. For the most part, research efforts on smokeless tobacco have been cross-sectional; a few have also been guided by behavioral theory. Nonetheless, a number of methodologically sound studies provide knowledge about the risk factors associated with the initiation of smokeless tobacco use. In parallel with the research on cigarette smoking among young people, sociodemographic, environmental, behavioral, and personal factors have all been explored as correlates of smokeless tobacco use. With only a few exceptions, the consistency of the findings with those found for cigarette smoking suggests that both smoking and the use of smokeless tobacco products share a common causality as well as similar functions and meanings for young people.

Sociodemographic Factors in the Initiation of Smokeless Tobacco Use

National survey data on the demographics of smokeless tobacco use are presented in detail in Chapter 3 (see "Recent Patterns of Smokeless Tobacco Use") and are only summarized here. These data clearly indicate that smokeless tobacco use among young people is particularly prevalent among non-Hispanic white males.

The three youth surveys that assessed smokeless tobacco prevalence (that is, use during the month preceding the survey) also found that males were 10 to 15 times more likely than females to use smokeless tobacco. Although nationally representative data on American Indian and Alaskan Native youth are not available, community-level studies of these populations have reported high rates of weekly smokeless tobacco use among both males (43 percent) and females (34 percent), even at very young ages (Schinke et al. 1987, 1989; Bruerd 1990).

The Monitoring the Future Project survey, a national survey of high school seniors, indicated that 54 percent of males had used smokeless tobacco. Among those, 23 percent first used smokeless tobacco before or during the sixth grade, and over 53 percent first used it before or during the eighth grade (see "Grade When Smokeless Tobacco Use Begins" in Chapter 3). Data from a number of other recent surveys suggest that early adolescence is the peak age for first using smokeless tobacco (Schaefer et al. 1985; US Department of Health and Human Services [USDHHS] 1986; Ary, Lichtenstein, Severson 1987; Ary et al. 1989; Riley, Barenie, Myers 1989; Brownson et al. 1990; Riley et al. 1990, 1991).

Limited evidence suggests that the following sociodemographic factors may also be related to higher rates of smokeless tobacco use among youth: one or no parents in the household (Jones and Moberg 1988; Murray et al. 1988; see "Sociodemographic Risk Factors for

Smokeless Tobacco Use" in Chapter 3); lower parental education (Bauman, Koch, Lentz 1989; Botvin, Baker, Tortu 1989); blue-collar parental occupation (Burke et al. 1989; Elder, Molgaard, Gresham 1988; Novotny et al. 1989); and rural environment (Olds 1988; Botvin, Baker, Tortu 1989; Rouse 1989; Lisnerski et al. 1991; see "Sociodemographic Risk Factors for Smokeless Tobacco Use" in Chapter 3). As is reported in Chapter 3 (see "Current Use of Smokeless Tobacco"), prevalence varies among regions and is somewhat lower in the Northeast than in other regions.

Environmental Factors in the Initiation of Smokeless Tobacco Use

Factors That Influence Acceptability and Availability

Ease of access to smokeless tobacco appears to be an important factor in initiation, and young people seem to have little trouble obtaining smokeless tobacco (USDHHS 1992a, CDC 1993). In interviews conducted by the Office of Inspector General (USDHHS 1986), 90 percent of smokeless tobacco users in junior and senior high school reported that they purchased their own smokeless tobacco; 94 percent reported that although they were minors, it was either never or only rarely difficult for them to purchase smokeless tobacco. Convenience stores were the most frequent purchase site (55 percent); supermarkets and grocery stores accounted for an additional 33 percent of sales. Barovich et al. (1991) found that 50 percent of store personnel were willing to sell to minors. In another study (Leopardi et al. 1989), junior high school students reported that their leading sources of smokeless tobacco were friends (43 percent) and direct store purchase (30 percent); senior high school students' chief sources were direct purchase (62 percent) and friends (25 percent). In a recent study in Texas, minors successfully purchased smokeless tobacco in 59 percent of stores selling the product (CDC 1993).

Interpersonal Factors

Parental Use

As in the research on cigarette smoking, the evidence depicts either a modestly positive or no significant association between parental use of smokeless tobacco and adolescent use. The only prospective study that examined parental use found no link to onset or continued use of smokeless tobacco among youth (Ary, Lichtenstein, Severson 1987). However, several cross-sectional studies have reported significant relationships between concurrent use by parents and youth (Cohen et al. 1987; Hall and Dexter 1988; Colborn, Cummings,

Michalek 1989; Glover et al. 1989; Brownson et al. 1990). Bauman, Koch, and Lentz (1989) found that an adolescent was more likely to use smokeless tobacco if the father did, although there was an interaction with the level of the father's education. Two cross-sectional studies found no significant association between concurrent use of smokeless tobacco by parents and adolescent offspring (Chassin et al. 1985; Ary, Lichtenstein, Severson 1987).

Sibling Use

The evidence from cross-sectional studies generally supports a relationship between a sibling's use of smokeless tobacco and an adolescent's use. However, one prospective study did not find significant sibling relationships (Ary, Lichtenstein, Severson 1987), and another study found no effect for "older family members" (Chassin et al. 1985). The sole longitudinal study did not find that sibling use was related to adolescent onset (Ary, Lichtenstein, Severson 1987).

Peer Use

Although a substantial amount of cross-sectional research has examined the use of smokeless tobacco by peers, only two longitudinal studies have been published. Every cross-sectional study found that peer use was significantly related to adolescent use (Cohen et al. 1987; Hall and Dexter 1988; Lucas and Christen 1988; Glover et al. 1989; Leopardi et al. 1989; Riley, Barenie, Myers 1989; Brownson et al. 1990; Hunter, Vizelberg, Berenson 1991). Peer use of smokeless tobacco was related to the onset of adolescent use at the 9-month follow-up in one longitudinal study (Ary et al. 1989) but not in another study (Ary 1989) at the 6- and 12-month follow-up times. However, peer use was found to be related to continued use among initial daily users of smokeless tobacco at 6-, 9-, and 12-month follow-ups (Ary, Lichtenstein, Severson 1987; Ary 1989).

Perceived Environmental Factors

Norms

Current evidence indicates that most adolescents who use smokeless tobacco perceive that this behavior is socially acceptable. The Office of Inspector General (USDHHS 1986) reported the following findings from a survey of male adolescents who used smokeless tobacco:

- 86 percent perceived that most or some students at their school approved of smokeless tobacco use.

- 98 percent said their best male friends either approved of, or were neutral toward, their smokeless tobacco use.
- 93 percent said their parents knew of their smokeless tobacco use.
- 68 percent said their fathers and 45 percent said their mothers approved of, or were neutral toward, their smokeless tobacco use.
- 91 percent said their brothers and 71 percent said their sisters either approved of, or were neutral toward, their smokeless tobacco use.
- 87 percent listed their home as a setting where they regularly used smokeless tobacco.
- 43 percent whose dentist knew of their use were not advised by that professional to quit.
- 51 percent said their coaches either approved of, or were neutral toward, their smokeless tobacco use.

These findings were replicated in the 1992 Office of the Inspector General study on Spit Tobacco and Youth (USDHHS 1992b). The adolescents in this study who used smokeless tobacco said that the greatest influences on their trying smokeless tobacco were peer pressure and other family members' use. The majority of these young users felt their parents would agree that their using smokeless tobacco was preferable to smoking cigarettes (USDHHS 1992b).

In another study, only 14 percent of smokeless tobacco users reported that their father disapproved of their smokeless tobacco use, whereas 60 percent said their mother disapproved (Marty, McDermott, Williams 1986). Williams et al. (1986) found that 55 percent of smokeless tobacco users indicated that their parents disapproved of their use. In a study by Ary et al. (1989), only 13 percent of daily smokeless tobacco users reported that their dentist had said anything to them about their use. Brubaker and Loftin (1987) found that smokeless tobacco users reported greater peer acceptance of, and less parental opposition to, their use than did nonusers.

Social Support

Chassin, Presson, and Sherman (1988) examined the relationship between family social support and current use of smokeless tobacco. Three cross-sectional analyses found no pattern of relationships between smokeless tobacco use and perceived parental expectations (for success or academic accomplishment), parental supportiveness,

parental strictness, agreement between parents, parent-peer agreement, or the adolescent's reported motivation to comply with parents. Similarly, two sets of analyses examining one-year prediction of smokeless tobacco onset found no statistically significant effects for the same set of factors, although the statistical power to detect such effects was minimal because the sample contained few cases of smokeless tobacco onset.

Parental Reaction to Smokeless Tobacco Use

Parents appear to be more accepting of smokeless tobacco use than of cigarette smoking. About 40 percent of high school smokers reported that their parents knew about their smoking, whereas smokeless tobacco users reported that 71 percent of their parents knew of their use (Chassin et al. 1985). Similarly, young people who did not use tobacco reported that their parents and peers were more accepting of smokeless tobacco use than of smoking (Chassin et al. 1985; Ary et al. 1989). These findings suggest that adolescents may begin using smokeless tobacco partly because they perceive that it is less deviant than smoking or other drug use and therefore is more likely to be accepted by their peers and parents (Hahn et al. 1990).

Some research evidence indicates that the anticipated parental response to an adolescent's use of smokeless tobacco is related to that youth's likelihood of using smokeless tobacco. Riley, Barenie, and Myers (1989) found that high school students' anticipation of their parents' response was highly predictive of the first trial of smokeless tobacco and of the level of continued use. Brubaker and Loftin (1987) found that adolescents who did not currently use smokeless tobacco but who intended to become users reported that it would be unlikely that their parents would respond by taking away their privileges, reprimanding them, becoming angry, expressing disappointment, or prohibiting them from continued use. These youth also reported that it was likely that their parents would ignore their smokeless tobacco use.

Behavioral Factors in the Initiation of Smokeless Tobacco Use

Academic Achievement

For males, smokeless tobacco use was related to poor academic performance (Jones and Moberg 1988) and to a low grade point average (Brownson et al. 1990). The NIDA national household survey indicated that for males, the prevalence of daily use of smokeless tobacco was highest among school dropouts (13 percent) and lowest among college students (6 percent) (Rouse 1989).

Smoking as a Risk Factor for Smokeless Tobacco

Five longitudinal studies examined the prospective relationships between cigarette smoking and the onset or continued use of smokeless tobacco (Ary, Lichtenstein, Severson 1987; Dent et al. 1987; Murray et al. 1988; Ary 1989; Sussman et al. 1989). (The relationship between smokeless tobacco use and subsequent cigarette smoking is reviewed later in this chapter.) In a longitudinal study of eighth graders, Dent et al. (1987) reported that smoking status at baseline predicted the onset of smokeless tobacco use one year later. Twenty-nine percent of regular smokers at baseline—but only 6 percent of those who had never smoked—reported smokeless tobacco onset at follow-up. Ary, Lichtenstein, and Severson (1987) used discriminant analysis to identify predictors of the onset of smokeless tobacco use nine months after smoking onset among 7th, 9th, and 10th graders. The discriminant function accounted for 11 percent of the variance, and having tried smoking was an important predictor, correlating at 0.64 with the discriminant function. In a similar study using a separate sample of 7th, 9th, and 10th graders in Oregon, smoking did not significantly predict smokeless tobacco onset at 6-month or 12-month follow-ups (Ary 1989). Another longitudinal study found general support for the influence of smoking on seventh graders who had tried smokeless tobacco (Murray et al. 1988). Longitudinal analysis of one-year follow-up data from two other samples of seventh graders indicated that both males and females exhibited a fairly consistent relationship between the onset of smokeless tobacco use and pretest smoking (Sussman et al. 1989).

Three of the longitudinal studies cited above also examined the prospective relationship between cigarette smoking and continued use of smokeless tobacco among adolescents. Ary, Lichtenstein, and Severson (1987) found that baseline smoking did not predict frequency of later smokeless tobacco use at nine-month follow-up. In a separate study, Ary (1989) examined these relationships and found that frequency of smoking was related to continued daily smokeless tobacco use at 12-month follow-up but not at 6-month follow-up. A 24-month follow-up study of ninth graders also found general support for the influence of smoking on later use of smokeless tobacco (Murray et al. 1988). Although the findings from these three prospective studies are inconclusive, numerous studies report significant concurrent relationships between smoking and smokeless tobacco use. The degree of statistical power exhibited by these relationships varied widely, but every study found at least one significant association between smokeless tobacco use and smoking.

Other Adolescent Behaviors

Twelve studies fairly consistently indicated that smokeless tobacco use is related to concurrent use of alcohol and marijuana (Lichtenstein et al. 1984; Ary, Lichtenstein, Severson 1987; Burke et al. 1988, 1989; Jones and Moberg 1988; Murray et al. 1988; Ary 1989; Riley, Barenie, Myers 1989; Rouse 1989; Sussman et al. 1989; Riley et al. 1991; Stevens et al. 1991). One of these studies (Sussman et al. 1989) found that seventh- and eighth-grade females showed no relationship between having tried smokeless tobacco and concurrently using alcohol, but two of four samples with male subjects showed significant relationships. Only three studies examined the prospective relationships between smokeless tobacco use and the use of alcohol and marijuana. In one study, the onset of smokeless tobacco use among those who had not used at baseline was related to marijuana use but not to alcohol use (Ary, Lichtenstein, Severson 1987). In a separate study, initial use of alcohol or marijuana did not predict onset of smokeless tobacco use at 6-month follow-up, but initial alcohol use predicted smokeless tobacco use at 12-month follow-up (Ary 1989). In another 12-month longitudinal study, onset of smokeless tobacco use among those who at baseline had never used smokeless tobacco was predicted by initial alcohol use in one of two samples of seventh-grade females but not in two samples of males (Sussman et al. 1989). Taken together, there is some evidence that prior use of either alcohol or marijuana is related to subsequent onset of smokeless tobacco use and to continued use of smokeless tobacco among daily users.

Several studies suggest that adolescents who use smokeless tobacco are more likely to use multiple drugs than are adolescents who do not use smokeless tobacco. Ary, Lichtenstein, and Severson (1987) found that among male adolescents who reported use of smokeless tobacco, cigarettes, alcohol, or marijuana in the week preceding the survey, 43 percent (47 percent in Ary's separate study [1989]) indicated that they used more than one of these substances during that week. The percentage of daily users of smokeless tobacco who reported use of alcohol during the preceding week was particularly high (76 percent in Ary, Lichtenstein, and Severson's study [1987] and 74 percent in Ary's separate study [1989]). Among daily smokeless tobacco users, 83 percent in Ary, Lichtenstein, and Severson's study (1987) (80 percent in Ary's 1989 study) also reported using a drug other than alcohol, a fact suggesting that daily smokeless tobacco users are particularly likely to be multiple drug users.

Smokeless Tobacco Use as a Risk Factor for Smoking, Alcohol, and Other Drug Use

Although the known literature indicates that the use of cigarettes and other drugs is a risk factor for smokeless tobacco use, several studies also indicate that the converse is true; that is, smokeless tobacco use is a risk factor for the onset and maintenance of cigarette smoking and for the use of alcohol and marijuana (see "Smokeless Tobacco Use and Other Drug Use" in Chapter 3). Ary, Lichtenstein, and Severson (1987) examined the prospective relationship between smokeless tobacco use and the onset of the use of cigarettes, alcohol, and marijuana at nine-month follow-up. Smokeless tobacco users were found to be more likely than nonusers to begin using cigarettes (22 percent vs. 7 percent), alcohol (18 percent vs. 7 percent), and marijuana (37 percent vs. 18 percent). These findings were replicated in Ary's (1989) 12-month follow-up study of a separate sample. Smokeless tobacco users were significantly more likely than nonusers to report smoking cigarettes (6 percent vs. 0.5 percent), drinking alcohol (29 percent vs. 12 percent), and smoking marijuana (12 percent vs. 2 percent).

Similarly, smokeless tobacco users were more likely than nonusers to increase their use of other drugs. A greater proportion of smokeless tobacco users than of nonusers reported increased use (in the week preceding the survey) of cigarettes (18 percent vs. 8 percent), alcohol (34 percent vs. 20 percent), and marijuana (20 percent vs. 8 percent) (Ary, Lichtenstein, Severson 1987). The 1989 study replicated these findings for each substance: cigarettes (7 percent vs. 2 percent), alcohol (25 percent vs. 13 percent), and marijuana (15 percent vs. 2 percent) (Ary 1989).

Several studies provide additional evidence for the progression from smokeless tobacco to other drugs. In one, decreases in smokeless tobacco use were accompanied by increases in cigarette smoking (Hunter et al. 1986). In a different longitudinal study, smokeless tobacco users were more likely to report cigarette smoking at a two-year follow-up (67 percent) than were nonusers (14 percent) (Schinke et al. 1986). A study of undergraduates found that switching from smokeless tobacco to cigarettes was a more likely progression than the converse (Glover, Laflin, Edwards 1989).

Risk Taking and Rebelliousness

Although smoking is associated with rebelliousness and unconventionality, several studies have found no such association for smokeless tobacco use. A significant but modest relationship has been found between smokeless tobacco use and risk taking. In one of the few longitudinal studies of smokeless tobacco use, Dent et al. (1987) found that among eighth graders, current risk

taking predicted the onset of smokeless tobacco use one year later. In another study, a significant relationship was reported between seventh-grade students' smokeless tobacco use and risk taking (Botvin, Baker, Tortu 1989). Studies with high school students found that risk taking was related to trying smokeless tobacco but not to the level of smokeless tobacco use (Riley, Barenie, Myers 1989; Riley et al. 1991). In two of eight replication samples in another study, risk taking was a significant correlate of trying smokeless tobacco (Sussman et al. 1989).

Participation in Athletics

Given the number of professional athletes who use smokeless tobacco, and given the associated advertising efforts by smokeless tobacco companies, youth who participate in athletics would seem likely to be at greater risk of using smokeless tobacco than nonparticipants. Current studies have mixed findings about this possible relationship. Although 28 percent of predominantly white Little League baseball players (aged 12 or less, $N = 1,141$) in southeast Texas believed that more than half of professional baseball players use smokeless tobacco, this belief was not strongly associated with use of smokeless tobacco among these youth (Evans, Raines, Getz 1992). Similar findings on a stratified random sample of rural and urban youth in grades one, three, five, and seven were reported in North Carolina (Lisnerski et al. 1991). In a one-year longitudinal study of seventh graders, sports participation did not predict onset of smokeless tobacco use in two samples of males and in one of two samples of females (Sussman et al. 1989); for the other sample of seventh-grade females, the relationship was positive but modest. Sussman et al. (1990) reported that self-identified "dirts" (i.e., "heavy metal" music enthusiasts and marijuana users) and "skaters" (i.e., skateboarders and surfers) were more likely to be currently using smokeless tobacco than were "jocks/athletes." Another study of high school students yielded inconclusive results (Riley, Barenie, Myers 1989). On the other hand, Ringwalt (1989) found that 11th- and 12th-grade athletes (students who played on school teams) were more likely than nonathletes to have used smokeless tobacco, to have used smokeless tobacco in the preceding 30 days, and to perceive fewer (if any) health risks for smokeless tobacco use. Jones and Moberg (1988) found that frequency of smokeless tobacco use was related to participation in team sports. Glover et al. (1989) found that smokeless tobacco use among U.S. college students was related to participation in organized sports. Taken together, the current evidence is inconclusive and warrants further investigation that might consider team rules regarding smokeless tobacco use, coaches' use of smokeless tobacco or attitude toward team members' use, and parents' degree of involvement in the team.

Personal Factors in the Initiation of Smokeless Tobacco Use

Knowledge of Long-Term Health Consequences

Because the long-term health consequences of smokeless tobacco use have not been as widely communicated as those of smoking, knowledge of these consequences is potentially an important predictive factor for smokeless tobacco use. Most youth appear to be aware that smokeless tobacco use can be harmful to health, but most smokeless tobacco users do not perceive their own risk to be great. In interviews with smokeless tobacco users, 80 percent of junior high school and 92 percent of senior high school users acknowledged that smokeless tobacco use can be harmful, but about 60 percent of the junior high users and 40 percent of the senior high users believed that there was no risk or only slight risk in regular smokeless tobacco use (USDHHS 1986). A study of 7th- through 10th-graders found that 31 percent of daily users of smokeless tobacco believed that there was very little health risk associated with this use (Ary, Lichtenstein, Severson 1987). Similarly, only 40 percent of 7th- through 12th-grade students in another sample perceived smokeless tobacco use as very harmful (Schaefer et al. 1985). Marty, McDermott, and Williams (1986) reported that 35 percent of high school students who use smokeless tobacco believed that such use had little or no effect on their health.

Many youth appear to believe that smokeless tobacco use is much safer than cigarette use. Schaefer et al. (1985) found that 77 percent of smokeless tobacco users perceived smoking to be very harmful, whereas only 40 percent perceived smokeless tobacco use as very harmful. Another study reported that 86 percent of fifth- and sixth-grade smokeless tobacco users believed that smoking would hurt their health, but only 33 percent believed this of smokeless tobacco use (Schinke et al. 1986). Ary et al. (1989) found that when smokeless tobacco users were asked why they preferred smokeless tobacco to cigarettes, they most often gave "lower health risk" as the reason. Users of smokeless tobacco are more likely than nonusers to perceive that smokeless tobacco is a comparatively safe alternative to cigarette use (Chassin et al. 1985; McDermott and Marty 1986; Boyle 1989; Glover, Laflin, Edwards 1989; Brownson, DiLorenzo, Van Tuinen 1990; Brownson et al. 1990; Lisnerski et al. 1991).

A number of studies have examined the relationship between concurrent smokeless tobacco use and health knowledge and beliefs about smokeless tobacco, but none of these studies have examined the prospective relationship. Most of these studies show that youth with more health knowledge of, or greater beliefs in, the risks

of smokeless tobacco use are indeed less likely to use smokeless tobacco. Three studies reported that having tried smokeless tobacco was related to lack of health knowledge and beliefs (Cohen et al. 1987; Riley, Barenie, Myers 1989; Riley et al. 1991); only one study that examined this possible link failed to find such a relationship, and that study involved very young subjects (first through seventh graders) (Lisnerski et al. 1991). Multiple studies have reported that health knowledge and beliefs were significantly related to various categories of smokeless tobacco use (Boyle 1989; Polcyn et al. 1991), current smokeless tobacco use (Chassin et al. 1985; Colborn, Cummings, Michalek 1989; Glover, Laflin, Edwards 1989; Marty, McDermott, Williams 1986), level or amount of smokeless tobacco use (Riley, Barenie, Myers 1989; Riley et al. 1991), or daily smokeless tobacco use (Ary, Lichtenstein, Severson 1987). In only two studies was no relationship found between health knowledge and beliefs and smokeless tobacco use (Brownson et al. 1990; Lisnerski et al. 1991).

Functional Meanings

In a study of seventh- and eighth-grade students, favorable personal attitudes toward smokeless tobacco use were significantly related to concurrent use of smokeless tobacco (Polcyn et al. 1991). In another study, 8th- through 11th-grade students' expectancy and beliefs about the positive attributes of smokeless tobacco use (e.g., tastes good, is relaxing, helps concentration) were related to current smokeless tobacco use (Colborn, Cummings, Michalek 1989). Negative attributes of smokeless tobacco use (i.e., gives bad breath, stains teeth) were negatively related to current smokeless tobacco use (Colborn, Cummings, Michalek 1989). No prospective studies were found.

Social Image

Other research suggests that smokeless tobacco use has a more positive social image than smoking (Chassin et al. 1985; Chassin and Presson 1988). One study of high school students found that students were more likely to have used smokeless tobacco during the past month and that nonusers were more likely to have intentions of using if the students' real and ideal self-concepts were similar to their perceived image of smokeless tobacco users (Chassin et al. 1985). This finding suggests that youth may take up smokeless tobacco as a method of attaining a valued social image. Positive social attributes expected from smokeless tobacco use (e.g., increases attractiveness, brings more friends, makes one become more "macho") were also shown to be significantly related to concurrent use of smokeless tobacco (Colborn, Cummings, Michalek 1989). No prospective research was found.

Personality Traits

Some studies have examined relationships between smokeless tobacco use and a number of personality traits. A positive association was found with anger (Jacobs et al. 1988), anxiety (Jacobs et al. 1988), assertiveness (Botvin, Baker, Tortu 1989), depression (Jones and Moberg 1988; Rouse 1989), and locus of control (Dignan et al. 1986). A negative association was found with anxiety, curiosity (Jacobs et al. 1988), and self-concept (Dignan et al. 1985).

Smokeless Tobacco Use as a Risk Factor for Continued Use

Intentions to Use Smokeless Tobacco

Consistent with data on youth smoking, the research indicates a strong relationship between concurrent smokeless tobacco use and intention to use in the future. Brubaker and Loftin (1987) found that reported intention to use smokeless tobacco in the week after the survey was strongly related to current smokeless tobacco use in a small sample of fifth- through eighth-grade males. Intention to use in the next two weeks was also related to current-use status (Gerber, Newman, Martin 1988). No studies were found, however, that examined the prospective relationship between intention to use smokeless tobacco and the initiation or continuation of use.

Current Use of Smokeless Tobacco

Ary, Lichtenstein, and Severson (1987) prospectively examined the predictors of frequency of smokeless tobacco use at a nine-month follow-up for their sample of daily users of smokeless tobacco. Current use of smokeless tobacco was the best predictor of later use; the initial rate of use was highly correlated with the rate of use nine months later and accounted for 33 percent of the variance. This finding suggests that the successful reduction of smokeless tobacco use will require early intervention before the development of physiological addiction.

Summary of Psychosocial Risk Factors for Smokeless Tobacco Use

The major factors associated with the initiation and development of smokeless tobacco use found in this review are shown in Table 1. With the exception of adequate knowledge of the health consequences of smokeless tobacco use and the social acceptance afforded by smokeless tobacco use, these factors are nearly identical to those found for the onset of smoking. Although most youth perceive that smokeless tobacco use can be harmful to health, most smokeless tobacco users

do not perceive the risk to be great, particularly to themselves, and particularly compared with the health risk of cigarette smoking. Peer modeling of smokeless tobacco use seems to be strongly and consistently related to the onset and continued use of smokeless tobacco. Smokeless tobacco use serves social functions within the peer group that may support experimental and continued use. The evidence is less conclusive for modeling by parents and siblings. Peer and, notably, parental acceptance of smokeless tobacco use is much higher than for cigarette smoking.

Fairly consistent evidence indicates that smokeless tobacco use is related to concurrent use of cigarettes, alcohol, and marijuana. Findings from prospective studies suggest that the use of smokeless tobacco may precede the use of these other substances and occurs early in a sequence of drug use by some adolescents. Prospective evidence shows that smoking and the use of alcohol and marijuana are also related to the onset and continued use of smokeless tobacco. Engaging in risk-taking behavior and having poor academic performance also appear to be related to smokeless tobacco use (see "Smokeless Tobacco Use and Other Health-Related Behaviors" and "Sociodemographic Risk Factors for Smokeless Tobacco Use" in Chapter 3). There is mixed evidence that smokeless tobacco use is associated with youthful athletic participation; nonetheless, some professional athletes have promoted its use both indirectly (through visible personal use) and directly (through advertising).

Finally, there is evidence of concurrent relationships (but no prospective evidence) between smokeless tobacco use and health beliefs/knowledge, attitudes, expectancies, and social image. The perception that smokeless tobacco use may be a healthier choice than cigarette smoking consistently emerges in the data and indicates the need for prevention programs that stress the health consequences of smokeless tobacco use.

Smokeless tobacco use, then, appears to be a function of the social world of young people, who see this "adult" behavior as an aid—a generally accessible one—in improving their individual social image. Moreover, perhaps because even among adults the health consequences of smokeless tobacco use are not widely understood, adults lack consensus on whether smokeless tobacco use should be actively discouraged. Peer use of smokeless tobacco thus becomes a strong motivator for initiation and continued use.

These misperceptions on the part of adolescents and adults alike are of serious concern, given the health-compromising, addictive aspects of smokeless tobacco use. More strikingly, smokeless tobacco use is associated strongly with other drug use and may serve as an entry behavior to the use of cigarettes, alcohol, and illegal substances.

Implications of Research for Preventing Tobacco Use: Modifying Psychosocial Risk

Although substantial research has examined the onset of tobacco use for individual adolescents, there is clearly a need to examine how change in community and cultural factors may modify onset rates. This review of the literature strongly suggests that the onset of tobacco use is socially learned and is a social behavior for adolescents, with socially relevant meanings, images, and functions. Therefore, rather than focusing only on individuals and families as the primary targets of prevention efforts, attention should also be directed to the social environment of adolescents. These efforts should consistently and persuasively promote the prevention and cessation of tobacco use and should demonstrate that the meanings of tobacco use are negative. Prevention efforts should portray tobacco use as a behavior that is nonnormative, unattractive, addictive, and immature.

Although the meanings of tobacco use are learned in childhood, early to middle adolescence appears to be the time of greatest need for direct intervention. This idea is not only supported epidemiologically by the occurrence of highest onset rates during this time, but also developmentally, in that the challenges of adolescence can expose youth to the perceived utility of tobacco use. The meanings of tobacco use that have been established in our society become personally relevant during adolescence. Tobacco use becomes a mechanism to establish social relationships, display independence, and create a new, mature identity. Moreover, because many adolescents believe themselves to be all but invulnerable, have a short perspective on their future, have limited abstract cognitive abilities, and highly value their associations with same-age peers, adolescents may view tobacco use as particularly functional to them and not potentially harmful. Adolescence is clearly a vulnerable time when adult involvement and protection is still warranted and required. Adults should see the prevention of adolescent tobacco use as an important part of their responsibility in the healthful socialization of the young.

The onset of tobacco use is strongly associated with peer influences, peer smoking, and peer approval of smoking. Programs that prevent tobacco use should systematically seek peer-group involvement and enlist peer role models who do not use tobacco. The emphasis of this involvement should be to affect peer-related norms and to persuade adolescents that most people their age do not use tobacco, that tobacco use has negative social consequences, and that tobacco use projects an image that, instead of being "cool," is unattractive, unpopular, and immature. Parents should also pay attention to the

amount of time adolescents spend with peers, to peers' behavior, and to unsupervised peer-group activities.

The increased need for social competencies during adolescence (i.e., the ability of young people to decipher, cope with, and deal with the social environment) should be a critical focus of comprehensive efforts to prevent tobacco use. Adolescents need skills to help them identify, resist, and refute environmental influences—whether from the media, adults, or peers—to use tobacco. Similarly, adolescents may need to be taught how to cope better with difficult, stressful situations at home or at school. Without such skills, many youth may continue to use tobacco as a mechanism to deal with low self-esteem, depression, and the feelings of helplessness that can result from the ordinary challenges of growing up.

Positive social bonding with family and schools and health-enhancing behavior, such as physical activity, should be encouraged among youth as protective factors against tobacco use. Students who perform poorly in school should be offered tutoring and academic counseling; besides being personally motivating, such support can increase students' affiliation with school and decrease their involvement in tobacco use. Encouraging sports participation (and countering the negative role models of some professional athletes by providing explicit messages about the health consequences of smokeless tobacco use), regular physical activity, and a healthy diet may increase adolescents' valuation of, and attachment to, health and a healthy body that might be compromised by tobacco use. Parents may also need to demonstrate their support for academic achievement, health activities, and a greater link between home and school.

Finally, to substantially modify tobacco use and to provide adolescents with consistent messages against tobacco use, the community (and society on the whole) should embrace the prevention of tobacco use. A focus on individuals, families, or peer groups is necessary but not sufficient to address the origins of tobacco's appeal to young people. Limiting the acceptability of tobacco use through restrictive policies, such as legislation supporting clean indoor air and school policies banning tobacco use, provides a clear message to adolescents that tobacco use is not acceptable as a public behavior. Severely limiting adolescents' access to tobacco products makes it clear that cigarettes and smokeless products are dangerous substances. Mandating tobacco-use prevention programs in schools signals the importance of this topic through the use of explicit, earmarked resources. These

community actions provide external support for parents, teachers, and adolescents to assert their beliefs about the health hazards of tobacco use and to assist their demand for tobacco-free environments. Such clear, normative messages emanating from the community level reinforce those messages given at school or at

home. Above all, community action at multiple levels of the social environment directly and consistently refutes the notion that tobacco use is an attractive adult behavior. Community intervention should be a top priority in poorer communities, where the need for action is especially great.

Conclusions

1. The initiation and development of tobacco use among children and adolescents progresses in five stages: from forming attitudes and beliefs about tobacco, to trying, experimenting with, and regularly using tobacco, to being addicted. This process generally takes about three years.
2. Sociodemographic factors associated with the onset of tobacco use include being an adolescent from a family with low socioeconomic status.
3. Environmental risk factors for tobacco use include accessibility and availability of tobacco products, perceptions by adolescents that tobacco use is normative, peers' and siblings' use and approval of tobacco use, and lack of parental support and involvement as adolescents face the challenges of growing up.
4. Behavioral risk factors for tobacco use include low levels of academic achievement and school involvement, lack of skills required to resist influences to use tobacco, and experimentation with any tobacco product.
5. Personal risk factors for tobacco use include a lower self-image and lower self-esteem than peers, the belief that tobacco use is functional, and lack of self-efficacy in the ability to refuse offers to use tobacco. For smokeless tobacco use, insufficient knowledge of the health consequences is also a factor.

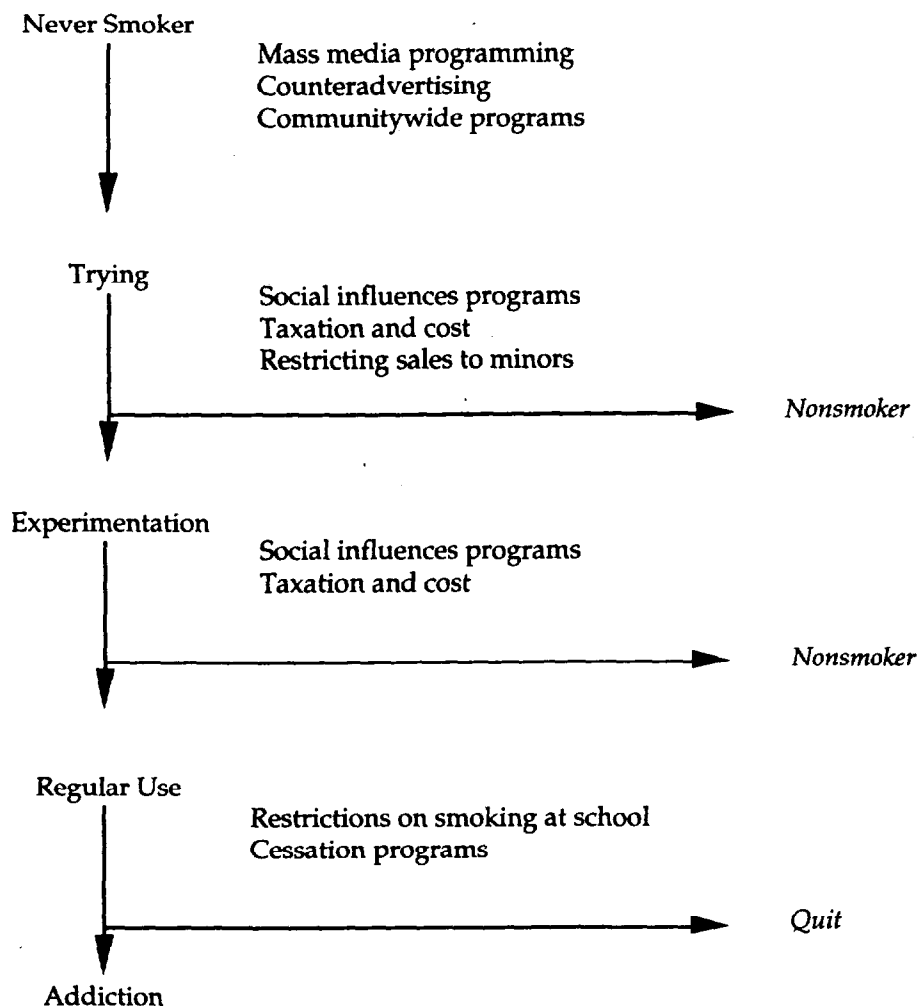
Chapter 5: Efforts to Prevent Tobacco Use Among Young People

Introduction

This chapter examines the range and effectiveness of efforts to prevent tobacco use among young people. The first section provides data on recent public opinion of strategies to reduce tobacco use among young people. The second set of sections focuses on educational efforts to reduce cigarette smoking and smokeless tobacco use among young people, including school-based, clinic,

and communitywide programs. The third set of sections examines the impact of social conditions and public policies, including the effects of mass media programming, legal restrictions, warning labels, and tobacco taxation. Together, these efforts can inoculate against the psychosocial risk factors discussed in Chapters 4 and 5, as shown in Figure 1.

Figure 1. Efforts to prevent tobacco use among young people, by stage of initiation



Source: Adapted from U.S. Department of Health and Human Services (1991).

Public Opinion About Preventing Tobacco Use Among Young People

Introduction

The information in this section is derived from several different sources, including national surveys conducted by the federal government and by private organizations (e.g., the Gallup Organization, Louis Harris and Associates), statewide surveys conducted by government agencies or private organizations (e.g., the American Cancer Society [ACS]), and community-based surveys. A remarkably consistent pattern emerges regarding public opinion of tobacco-control policies. First, both smokers and nonsmokers express much greater support for policies to prevent youth from smoking than for policies to discourage adult smoking. A second finding is that nonsmokers are consistently more supportive of government efforts to regulate tobacco than are smokers.

Public Opinion About Tobacco Education

Historically, public support for efforts to keep children from smoking has been stronger than support for efforts to reduce smoking among adults. During the first half of this century, most states instituted laws that prohibited the sale or gift of cigarettes to minors (Hawkins 1964), since tobacco use was viewed as an adult behavior and children were seen as a group to be protected from potentially harmful substances. However, as the health dangers of smoking became known, the public looked to schools to do more to educate children about the hazards of tobacco use. For example, a 1957 national survey of adults (N = 1,541) conducted by the Gallup Organization (1957) found that 68 percent of respondents believed that the danger from smoking was great enough to warrant literature being distributed to schoolchildren to warn them of these dangers. Fifty-three percent of the respondents also felt that the danger was sufficient to warrant an announcement from the federal government (presumably, to adult smokers) regarding the danger of smoking.

Traditionally, public and private efforts to reduce the initiation of smoking by children have involved schools (U.S. Department of Health and Human Services [USDHHS] 1989). A number of states have enacted laws that mandate education about smoking and health in schools. In part, the emphasis on school-based education reflects a belief that education is the most effective way to discourage children from smoking. A 1984 national survey of adults sponsored by the American Board of Family Practice (Research and Forecasts, Inc. 1985) asked respondents to indicate what approaches they believed were effective in discouraging smoking. The highest-rated approach, mentioned by 81 percent of those

surveyed (N = 1,007), was providing smoking-related education to children in grade school. The use of public service campaigns, television shows, and other media to motivate teenagers not to smoke was mentioned by 66 percent of respondents. Twenty-one percent felt that legally banning the use of tobacco would be effective.

There is strong public support for tobacco education efforts in the schools. The 1989 Smoking Activity Volunteer-Executed Survey (SAVES), which was administered to adults in four states (Arizona, Michigan, Pennsylvania, and Texas), collected information on a wide range of issues relevant to policies concerning smoking (Marcus et al., in press). Trained and supervised ACS volunteers used standardized questionnaires to conduct telephone interviews of the sampled adults. Data collected in this survey found that a high proportion of the respondents (87 to 91 percent) agreed with the statement, "There should be a strong tobacco education program in the school system" (Marcus et al., in press). Only a minority of these respondents (13 to 33 percent) agreed with the statement, "Currently, schools are doing enough to prevent children from starting to use tobacco." This finding is consistent with the results of a 1990 telephone survey of California adults, in which 74 percent of respondents felt that antitobacco education in schools should be increased (California Department of Health Services 1991).

Restrictions on Smoking in Schools

Traditionally, even secondary schools that prohibit smoking by students have allowed teachers and staff to smoke in designated areas away from students (USDHHS 1989). This double standard reflects public opinion about restricting smoking in school settings. A 1987 telephone survey of adults in Minnesota (Forster et al. 1991) found strong support (93 percent) for a policy prohibiting students from smoking in school, and a smaller percentage (77 percent) favored a ban on smoking among teachers and staff. School smoking policies, like those for other workplaces, have become more restrictive in recent years. Several states and many communities have enacted laws that completely ban or severely restrict smoking in schools and on school property (Coalition on Smoking OR Health 1992). These laws are discussed later in this chapter.

The 1989 Surgeon General's report on smoking and health (USDHHS 1989) clearly documented the trend of Americans to increasingly support restrictions on smoking in a wide range of public locations, such as restaurants, worksites, and schools. In general, surveys that

ask about limiting smoking in various settings have found that support for such restrictions in schools is usually stronger than for other locations. For example, findings from a telephone survey for the 1989 National Cancer Institute (NCI) Community Intervention Trial for Smoking Cessation (COMMIT) (Centers for Disease Control [CDC] 1991a) revealed that fewer than one-quarter of adult respondents in 10 U.S. intervention communities supported a complete ban on smoking in private worksites and restaurants, whereas over half endorsed a ban on smoking on school grounds. Support for banning smoking in secondary schools possibly reflects the broad societal belief that schools have an important role to play in discouraging tobacco use by children.

Restrictions on Tobacco Advertising and Promotion

Numerous national, state, and local surveys have tried to assess public opinion about restrictions on tobacco product advertising. In a series of national Gallup surveys (Gallup Organization 1978, 1987, 1988, 1991, 1993) conducted between 1977 and 1993, support for a complete ban on cigarette advertising increased from 36 to 53 percent. The 1989 COMMIT survey (CDC 1991a) of a representative sample of 300 to 400 adults 25 to 64 years old in each of 10 intervention communities in 9 states found that between one-half and three-quarters agreed with the statement, "All tobacco advertising should be eliminated."

Some surveys have asked about limiting specific types of tobacco advertising (e.g., billboards, newspapers, magazines) and promotional practices (e.g., distribution of free tobacco samples, tobacco company sponsorship of sporting and cultural events) (Table 1). A 1987 telephone survey (Forster et al. 1991) of 821 adults from seven Minnesota communities asked respondents to indicate their support for restrictions on various forms of advertising. Seventy-three percent of respondents favored a ban on tobacco signs and billboards; 70 percent supported a ban on tobacco advertising in newspapers and magazines. The ACS-sponsored 1989 SAVES survey of four states found that support for a ban on cigarette advertising in newspapers, in magazines, and on billboards ranged from 61 to 69 percent (Marcus et al., in press). Over three-quarters of respondents in this survey agreed with the statement, "Tobacco companies should be prohibited from distributing free tobacco samples on public property or through the mail." Comparable results were obtained in a 1990 telephone survey of adults in California (California Department of Health Services 1991). Fifty-four percent of respondents in this survey supported a ban on tobacco ads on outdoor billboards; 49 percent supported a ban on tobacco ads in

newspapers and magazines; 67 percent supported a ban on the distribution of free tobacco samples or coupons to obtain free samples by mail; and 75 percent supported a ban on the distribution of free tobacco samples on public property.

Three surveys (California Department of Health Services 1991; CDC 1991a; Marcus et al., in press) have measured public opinion about tobacco company sponsorship of sporting and cultural events (Table 1). In the 1989 COMMIT survey (CDC 1991a) of 10 communities, from one-third to more than one-half of respondents supported a ban on such sponsorship. The 1989 SAVES survey (Marcus et al., in press) found that about one-half of respondents agreed with the statement, "Tobacco companies should be prohibited from sponsoring sports events or advertising their products at these events." Fifty-two percent of respondents in the aforementioned 1990 California survey (California Department of Health Services 1991) believed that sponsorship of sporting or cultural events by tobacco companies should be banned. In all three surveys, support for a ban on tobacco company sponsorship of sporting and cultural events was about twice as strong among nonsmokers as it was among smokers.

The function and effect of tobacco advertising have been the subject of much controversy and debate among scientists and within the tobacco industry. The tobacco industry has argued that advertising targets adults only and encourages regular smokers to switch brands or to maintain brand loyalty (Tobacco Institute 1964; see "The 'Maturity' of the Cigarette Market" in Chapter 5). Many health experts assert that tobacco advertising targets children to encourage them to start using tobacco (Tye 1987; DiFranza et al. 1991; Fischer et al. 1991; Pierce et al. 1991; CDC 1992a). In fact, a major newspaper, the *Seattle Times*, voluntarily discontinued tobacco advertising in June 1993, citing "growing medical evidence on the dangers of smoking, as well as tobacco advertisers' recent targeting of youth and racial minorities" (Nogaki and Gupta 1993, p. E1). Legislative proposals to restrict or prohibit tobacco advertising are often presented as a means of protecting children (Myers and Hollar 1989). In 1986, about half of the respondents to the Adult Use of Tobacco Survey (AUTS) (USDHHS 1990c) agreed with the statement, "If cigarettes were not advertised anywhere, fewer young people would start smoking." In July 1990, a national Gallup survey (Gallup Organization 1990c) of adults found that more respondents (49 percent) thought that advertising and promotion paid for by the tobacco companies represented an active attempt to get teenagers and young people to start smoking than believed that such efforts were to encourage brand switching among people who already smoke (38 percent).

Table 1. Public opinion about restricting or banning different types of tobacco advertising and promotions, United States, 1987-1991

Source and year of survey	Description of survey	Questions or statements	Responses
University of Minnesota 1987 (Forster et al. 1991)	Telephone survey of a random sample of adults (aged 18-74 years) in seven communities in Minnesota (N = 821)	Do you favor or oppose prohibiting tobacco signs and billboards?	73% favored a prohibition
		Do you favor or oppose prohibiting tobacco advertising in magazines and newspapers?	70% favored a prohibition
American Cancer Society 1989 (Marcus et al., in press)	Telephone survey of a random sample of adults (aged ≥ 18 years) in four states: Arizona (N = 294), Pennsylvania (N = 291), Texas (N = 303), and Michigan (N = 98)	Advertising of cigarettes should be banned in newspapers, magazines, and outdoor posters or billboards.	Agreement across the four states sampled: 61%-69%
		Tobacco companies should be prohibited from distributing free tobacco samples on public property or through the mail.	73%-81%
		Tobacco companies should be prohibited from sponsoring sports events or advertising their products at these events.	49%-59%
National Cancer Institute 1989 (Centers for Disease Control 1991b)	Telephone survey of a random sample of 300 to 400 adults (aged 25-64 years) in each of 10 U.S. COMMIT* intervention communities	Tobacco companies should not be allowed to sponsor sporting and cultural events.	Agreement across the 10 communities sampled: 31%-56%
California Department of Health Services 1990 (California Department of Health Services 1991)	Telephone survey of a random sample of adults (aged ≥ 18 years) in California (N = 6,600)	Do you think advertising of tobacco products on outdoor billboards should be allowed or banned?	54% favored a ban (42% smokers; 62% nonsmokers)
		Do you think advertising of tobacco products through newspapers and magazines should be allowed or banned?	49% favored a ban (38% smokers; 57% nonsmokers)
		Do you think sponsorship of sporting or cultural events by tobacco companies should be allowed or banned?	52% favored a ban (39% smokers; 61% nonsmokers)
		Do you think that distribution of free cigarettes and tobacco products on public property should be allowed or banned?	75% favored a ban (62% smokers; 84% nonsmokers)
		Do you think that distribution of free tobacco samples or coupons to obtain free samples by mail should be allowed or banned?	67% favored a ban (52% smokers; 78% nonsmokers)

*COMMIT = Community Intervention Trial for Smoking Cessation.

Data collected in a 1992 national telephone poll (N = 1,200) of adults (Louis Harris and Associates 1992) suggest that a predominant belief in the individual's right to smoke coexists with a less predominant concern about the persuasive power of tobacco advertising. An overwhelming majority (87 percent) of respondents agreed with the proposition that "to smoke or not to smoke is a personal decision that adults should be free to make for themselves." On the other hand, 68 percent favored a ban on tobacco ads in newspapers, in magazines, and on billboards; 73 percent said they would support an initiative to require stronger warning labels on cigarette packages; and 83 percent would favor legislation banning tobacco ads targeted at teenagers. Three-quarters of smokers themselves supported a ban on tobacco ads targeted at teenagers. The survey report concludes that "even smokers see smoking as something to be discouraged, especially where teenagers are concerned" (p. 39).

Restrictions on the Sale of Tobacco Products to Minors

Public opinion strongly favors measures to discourage tobacco sales to minors (persons under the age of 18). A 1962 national Gallup personal interview survey (Gallup Organization 1962) found that 79 percent of adults supported the idea that there should be a law against selling cigarettes to people under 16 years old. According to the 1964 AUTS (U.S. Department of Health, Education, and Welfare [USDHEW] 1969), only 9 percent of adults thought that sales of cigarettes to young people under a certain age should not be against the law. Today, all states have laws prohibiting the sale of cigarettes to persons under 18 years old (CDC, OSH, unpublished data).

On July 10, 1992, Congress passed Public Law 102-321, the Alcohol, Drug Abuse, and Mental Health Administration (ADAMHA) Reorganization Act, which contained Section 1926, providing for the enforcement of minors' access legislation in all states receiving funding for the prevention and treatment of substance abuse. These provisions required funded states to enforce legislation prohibiting the sale or distribution of tobacco products to individuals under the age of 18. Enforcement included yearly random, unannounced inspections as well as annual reports to the Secretary of Health and Human Services describing the state's enforcement activities for that year, the extent of success in reducing the availability of tobacco to children under 18, and enforcement strategies to be used in the next year for which funding was being sought. By June 1993, 49 states and the District of Columbia had passed legislation in compliance with Section 1926, prohibiting the sales and distribution of tobacco products to children under the

age of 18. (Virginia restrictions applied only to sales of tobacco products.)

Most people do not believe that laws prohibiting the sale of tobacco to minors are adequately enforced, and the overwhelming majority of both smokers and nonsmokers support stronger measures to limit minors' access to tobacco. The 1989 SAVES (Marcus et al., in press) found that 8 out of 10 adults felt it was "very easy" or "somewhat easy" for teenagers to buy cigarettes near where they live (see "Factors That Influence Tobacco Acceptability and Availability" in Chapter 4). The overwhelming majority of respondents to this survey (86 to 92 percent) felt that there should be better enforcement of existing laws banning the sale of tobacco to minors, and most (83 to 88 percent) endorsed the idea that the laws should be strengthened. Results of a 1990 survey of California adults (California Department of Health Services 1991) provide a similar picture; 76 percent responded negatively when asked, "Do you think the laws banning the sale of tobacco products to minors have been adequately enforced?"

Several different surveys have tried to assess public opinion regarding specific types of legislative actions (e.g., licensing retailers and banning cigarette vending machines) to prevent minors' access to tobacco (Table 2). A 1987 survey of adults in Minnesota (Forster et al. 1991) found that 75 percent favored a policy whereby retailers would lose their tobacco licenses if they sold cigarettes to minors. Two-thirds of adult participants in the 1989 COMMIT survey (CDC 1991a) agreed with the statement, "Tobacco products should be as strictly controlled as alcohol products." The majority of respondents in this survey (from 77 to 93 percent) also agreed with the statement, "Merchants who sell tobacco to minors should be fined."

The 1989 SAVES (Marcus et al., in press) asked respondents in four states if they thought the sale of cigarettes through vending machines should be banned. Overall, between 60 and 68 percent of respondents favored a ban on cigarette vending machines; smokers were much less likely than nonsmokers to support a ban (42 to 58 percent vs. 66 to 72 percent). The 1987 Minnesota survey (Forster et al. 1991) found that 57 percent of adults supported a policy eliminating all cigarette vending machines; 80 percent favored a policy banning vending machines in locations where teenagers gather. In the 1990 California survey (California Department of Health Services 1991), a majority of both smokers (74 percent) and nonsmokers (87 percent) favored the idea of banning cigarette vending machines that are accessible to minors. A similar result was found in the 1989 COMMIT survey (CDC 1991a), where between 76 and 89 percent of adults agreed with the statement, "Cigarette vending

Table 2. Public opinion about different legislative actions to prevent minors' access to tobacco, United States, 1987-1991

Source and year of survey	Description of survey	Questions or statements	Responses
University of Minnesota 1987 (Forster et al. 1991)	Telephone survey of a random sample of adults (aged 18-74 years) in two communities in Minnesota (N = 871)	Do you favor or oppose suspending a retailer's tobacco license for sale to minors? Do you favor or oppose eliminating all cigarette vending machines? Do you favor or oppose eliminating cigarette vending machines where teenagers gather?	73% favored suspending a retailer's tobacco license for sale to minors. 62% favored eliminating all cigarette vending machines. 70% favored eliminating cigarette vending machines where teenagers gather.
American Cancer Society 1989 (Marcus et al., in press)	Telephone survey of a random sample of adults (aged ≥ 18 years) in four states: Arizona (N = 294), Pennsylvania (N = 291), Texas (N = 303), and Michigan (N = 98)	Do you think there should be laws to ban the sale of cigarettes through vending machines?	Support for a ban across the four states sampled: 60%-68%
National Cancer Institute 1989 (Centers for Disease Control 1991b)	Telephone survey of a random sample of 300 to 400 adults (aged 25-64 years) in each of 10 U.S. COMMIT intervention communities	Tobacco products should be as strictly controlled as alcohol products. Merchants who sell tobacco to minors should be fined. Cigarette vending machines should be eliminated in places where teens gather.	Agreement across the 10 communities sampled: 81% (75% smokers, 87% nonsmokers) agreed with the statement that tobacco products should be as strictly controlled as alcohol products. 77% (70% smokers, 84% nonsmokers) agreed with the statement that merchants who sell tobacco to minors should be fined. 70% (63% smokers, 77% nonsmokers) agreed with the statement that cigarette vending machines should be eliminated in places where teens gather.
California Department of Health Services (California Department of Health Services 1991)	Telephone survey of a random sample of adults (aged ≥ 18 years) in California (N = 6,600)	Do you think cigarette vending machines that are accessible to minors should be allowed or banned?	82% favored a ban (74% smokers; 87% nonsmokers)

*COMMIT = Community Intervention Trial for Smoking Cessation.

machines should be eliminated in places where teens gather."

Taxes on Tobacco Products

Public opinion surveys consistently show that most people would support an increase in tobacco taxes over other taxes (such as income tax, sales tax, or gasoline tax) (Gallup Organization 1989, 1990a, 1993; Hart Research

Associates and Robert Teeter 1990a, b, c; Yankelovich, Clancy, Shulman 1990a, b; ACS 1992; Kleine 1993). Surveys conducted between 1989 and 1993 show strong support for raising taxes on tobacco and alcohol as a way of reducing the federal budget deficit or to pay for health care reform (Toner 1993) (Table 3).

Support for raising tobacco taxes tends to increase when tax revenue is earmarked for specific purposes,

especially for health and educational programs (Gallup Organization 1993), such as those aimed at preventing children from smoking or from using drugs. A 1989 national survey sponsored by the Associated Press (Associated Press/Media General 1989) found that 75 percent of adults supported increasing the federal excise tax on

cigarettes to pay for an expanded federal antidrug program. The same questions asked in 1990 found that 77 percent supported raising cigarette taxes (Associated Press/Media General 1990). The 1989 SAVES (Marcus et al., in press) found that about two-thirds of adults favored using an extra tax on tobacco to cover the cost of

Table 3. Public opinion about increasing tobacco taxes, United States, 1989–1990

Source and year of survey	Description of survey	Questions	Responses
Gallup Organization 1989	National personal interview survey with 2,048 adults (aged ≥ 18 years)	Taking into account the amount each (tax) would raise, and your opinion about these taxes, which, if any, would you favor as a means of reducing the federal budget deficit?	64% favored raising cigarette taxes by 16 cents per pack; the only other tax measure mentioned more frequently was raising the tax on alcohol (69%)
Gallup Organization 1990b	National telephone survey of 1,255 adults (aged ≥ 18 years)	If taxes were raised to reduce the deficit, which one of the following would be your first choice to help reduce the deficit?	First choice of largest proportion of respondents (42%) was raising taxes on cigarettes and alcohol
Hart Research Associates and Robert Teeter 1990a, b, c	National telephone survey of a random sample of registered voters (January survey N = 1,510; May survey N = 1,007; July survey N = 1,555)	Let us suppose the government needed to raise taxes. Do you favor or oppose raising alcohol and tobacco taxes?	January 1990: 78% favor May 1990: 83% favor July 1990: 78% favor
Yankelovich, Clancy, Shulman 1990a, b	National telephone survey of adults (aged ≥ 18 years) (May survey N = 1,000; October survey N = 500)	Do you favor or oppose raising taxes on cigarettes to reduce the federal budget deficit?	May 1990: 72% favor October 1990: 71% favor
Associated Press/Media General 1989, 1990	National telephone survey of adults (aged ≥ 18 years) (September 1989 survey N = 1,071; May 1990 survey N = 1,143)	To pay for a bigger federal antidrug program, would you support or oppose higher federal taxes on cigarettes?	September 1989: 75% favor May 1990: 77% favor

campaigns to reduce smoking. A 1987 national survey sponsored by the American Medical Association (Harvey and Shubat 1987) found that 79 percent of adults favored an increase in the tax on tobacco products if the money from the increase went to Medicare. A 1992 survey of Michigan adults (ACS 1992) found that 72 percent would support raising the state's cigarette excise tax if the additional revenue would be targeted for health care and education. Interestingly, 58 percent of respondents to this survey claimed that they would vote for a candidate who supported the tobacco tax increase, whereas 27 percent would vote for a candidate who opposed the tax increase.

Some relevant information on public opinion regarding tobacco taxes comes from a survey conducted in Canada, where tobacco taxes have increased sharply in the past decade. A December 1990 poll conducted for the

Council for Tobacco-Free Ontario (Council for a Tobacco-Free Ontario/Non-Smokers' Rights Association 1992) questioned Ontarians about their support for a substantial increase in the tobacco tax. Overall, 58 percent of Ontarians supported a 50-cent per pack increase in the cigarette tax; this support did not change when respondents were informed that taxes currently accounted for 60 percent of the retail price of cigarettes. However, when respondents were told that higher tobacco prices could prevent children from starting to smoke, support for the tax increase climbed to 67 percent. Support was even higher when respondents were told of different ways to use revenues raised by the new tax, such as reducing the budget deficit (70 percent support), helping people quit smoking (78 percent support), and establishing a fund to help prevent smoking among young people (84 percent support; 77 percent among smokers).

Educational Efforts to Prevent Tobacco Use Among Young People

School-Based Smoking-Prevention Programs

Introduction

Since the 1964 publication of the first Surgeon General's report on smoking and health (Public Health Service [PHS] 1964), smoking prevention has been recognized as a primary strategy for controlling smoking in the general population. The first report identified the difficulty that long-term adult smokers typically experience in their attempts to quit. The report thus advocated programs directed at educating high school and college students about the health hazards of smoking; in theory, school-based programs would interfere with the development of smoking behavior before smoking became firmly established.

When the term "prevention" was applied to health-related issues in the 1960s, however, the concept referred not exclusively to school curricula but also to efforts to disseminate warnings about products and practices that public health professionals considered potential health hazards (Schwartz 1969). The approach to prevention research at that time consisted of biomedical research to establish physiological mechanisms of smoking-related diseases, coupled with epidemiologic research to identify etiologic characteristics of smokers. This research led, when appropriate, to the dissemination of findings and recommendations to the public. A proclamation and direct warning from the U.S. Surgeon General about the life-threatening characteristics of cigarette smoking was

expected to convince smokers to quit and nonsmokers to avoid taking up the practice. Had this effect been the case, the concept of smoking prevention might never have amounted to more than "spreading the word" to those segments of the population who had not yet received it. Unfortunately, nearly three decades later and despite monumental efforts to disseminate warnings, cigarette smoking remains the single most preventable cause of death and disease in our society (USDHHS 1989).

This section reviews the evolution of the concept of smoking prevention since the 1960s and identifies avenues for future progress in this area.

Early Approaches to Smoking Education and Prevention

In the 1960s and early 1970s, strategies to prevent the onset of cigarette smoking were often based on the premise that adolescents who engaged in smoking behavior had failed to comprehend the Surgeon General's warnings on the health hazards of smoking (Thompson 1978). The assumption was that these young people had a deficit of information that could be addressed by presenting them with health messages in a manner that caught their attention and provided them with sufficient justification not to smoke. Improvements in knowledge levels, or cognitive factors, would thus lead directly to changes in behavior.

Information Deficit Model

Early prevention programs based on this information deficit model tried to heighten young people's awareness and comprehension of the negative consequences of smoking. Programs based on this model used various educational methods to convey information, including books, pamphlets, posters, films, and lectures (Thompson 1978). Through images and messages often intended to arouse fear, these programs were designed to convince the adolescent audience that persons who smoke risk a variety of serious physical consequences throughout their lives, including an increased likelihood of premature death in adulthood from cardiovascular disease or cancer.

The underlying assumption of these information-focused programs proved to have limited grounding. Although expanded educational efforts in schools throughout the 1970s provided adolescents with various kinds of smoking-related information, this information alone did not deter them from beginning to smoke. Comprehensive reviews published at that time concluded that smoking-prevention programs based on the information deficit approach were not effective (Thompson 1978; Goodstadt 1978). Providing knowledge of the health consequences of smoking is still an important task for public health, but this single strategy is not sufficient to change most young people's behavior.

Affective Education Model

The information deficit model did not take into account the complex relationship between knowledge acquisition and subsequent behavior (nor, as will be discussed later, did it consider the addictive nature of tobacco use). For example, cognitive factors are mediated by different personal variables, including changes in attitudes, beliefs, intentions, and perceived norms (McGuire 1964; Fishbein 1967). To rectify the shortcomings of information-focused interventions, alternative smoking-prevention approaches that evolved during the 1970s tried various forms of motivational or affective education. These approaches, which came to be referred to collectively as the affective education model, were based on the assumption that adolescents smoke cigarettes because their self-perceptions are somehow compatible with a health-compromising behavior like smoking (Durell and Bukoski 1984). Interventions based on the affective model sought to increase adolescents' perceptions of self-worth and to establish or clarify a health-related value system that would support a young person's decision not to smoke.

Another assumption typically made by prevention programs based on the affective education approach was that information specific to tobacco was neither

necessary nor sufficient for reducing the onset of cigarette smoking among adolescents (Goodstadt 1978). These affective approaches evolved out of the direct experiences of educators and counselors who had begun to associate cigarette smoking among adolescents with various problem behaviors, including school absenteeism, low achievement motivation, and antisocial behavior. The intervention programs suggested that adolescents who experienced such problems could rectify them through changes in their attitudes toward school, family, or community, if sufficiently motivated to do so.

Reviews based on more than a decade of research have concluded that interventions based on the affective education model were no more effective in reducing adolescent smoking than those based on the information deficit model. Some studies have even suggested (that is, without conclusive findings) that these programs may have had the untoward effect of eliciting interest in the behaviors they attempted to discourage (Kinder, Pape, Walfish 1980; Schaps et al. 1981; Hansen et al. 1988). Nonetheless, affective education programs marked the beginning of an era during which enormous effort was expended to design smoking-prevention interventions that were more directly related to the factors believed to cause smoking among adolescents.

Correlates of Adolescent Smoking Behavior

Evaluations of interventions before the mid-1970s suggested that these approaches were insufficient for several reasons. For example, although high school and college students were the intended targets of smoking-prevention programs in the 1960s and 1970s, the development of smoking behavior follows a series of stages that typically begin earlier in life, when students are in the sixth or seventh grade (Leventhal and Cleary 1980). Such findings suggest that smoking-prevention interventions need to be initiated earlier than high school and that attention should be given to the various stages that adolescent smokers moved through as they developed from nonsmokers into regular smokers (Chassin, Presson, Sherman 1985).

As opposed to the narrow focus of prevention models based solely on information or affective factors, a broader focus and a more diverse set of correlates or antecedents began to emerge as important determinants of adolescent cigarette smoking. As reviewed by Evans (1984), these factors have been studied categorically as sociodemographic, environmental, behavioral, and personal variables. Throughout the 1980s, using data from both longitudinal (McAlister, Krosnick, Milburn 1984) and cross-sectional (Chassin, Presson, Sherman 1984) surveys, researchers developed a clearer understanding of the etiology of smoking behavior.

This research showed that prevention strategies in the 1960s and 1970s had greatly underestimated the extent to which adolescent smoking was determined by social environmental variables. An exception was the early work of the proactive physicians group Doctors Ought to Care (DOC), which argued that tobacco advertising and promotional activities strongly influence the social environment of adolescents (Blum 1980). A detailed overview of the relationships of social environmental variables to the acquisition of smoking behavior is found in Chapter 4 of this report (see "Environmental Factors in the Initiation of Smoking").

As the major risk factors associated with smoking onset were identified, they were translated into new intervention methods, and the programs that resulted were substantially different from the approaches that had preceded them.

Instilling Skills for Resisting Social Influences to Smoke

Prevention research grants from the National Institute on Drug Abuse (NIDA) and the National Institutes of Health (Bell and Levy 1984; USDHHS 1984; Stone 1985; Glynn 1989) were largely responsible for creating a wave of prevention program development from the late 1970s throughout the 1980s. These efforts fundamentally redefined the concept of primary prevention in several ways.

First, programs began to make better use of social, psychological, and behavioral theories as a basis for understanding what approaches might work to modify patterns of smoking onset among adolescents. Program design became far more data driven, as researchers began to design intervention components based directly on findings from theory-based etiologic research on adolescent smoking. This orientation led to an improved understanding and targeting of the determinants and correlates of smoking behavior among adolescents. Much information was published about the characteristics and components of successful smoking-prevention programs. Much of what has been learned focuses particularly on social influences, norms, and skills training and has the objective of attaining behavioral abilities, methods, skills, and techniques (rather than knowledge, beliefs, or motivation) that make it easier to adopt and maintain health-enhancing behavior patterns, such as not smoking. Lastly, the research methodology used to evaluate the efficacy of preventive interventions became far more sophisticated and considerably more rigorous.

Intervention Objectives

This prevention intervention approach recognizes the social environment as the most important

determinant of smoking onset and focuses on the development of norms and skills to identify and resist social influences to smoke. Underlying this approach is the assumption that adolescents who smoke may lack specific skills to deal successfully with various social influences that support smoking. Such influences include the misperception that most people smoke, the perceived desirable social image of smoking, the appeal of cigarette advertising and promotional activities, and the persuasive effects of sibling and peer smoking. Although considerable variation can be found across curricula, programs that instill the skills needed to resist such social influences have included a fairly consistent group of components that include training in resisting social pressures (e.g., marketing) and peer pressures to smoke and training that fosters general assertiveness, decision making, and communication skills (Botvin and Wills 1985). These programs also promote healthful normative expectations and particularly correct the misperception that most adolescents smoke.

Earlier programs for adolescents designed their messages to generate fear and anxiety about long-term disease risk. Approaches that teach skills to guard against social influences have assumed that scare tactics based on long-term health risk are not pertinent to the short-term perspective of many adolescents. The principal messages of skills-based intervention have thus focused on the negative, short-term social consequences of smoking, on the techniques of tobacco advertising that may be falsely appealing to adolescents, and on the socially salient advantages of being a nonsmoker.

Overall Program Structure

In 1987, the NCI convened a panel of experts to establish consensus regarding the essential structural elements of effective smoking-prevention programs (USDHHS 1991). The panel agreed that eight features could be considered both necessary and sufficient for effective school-based smoking-prevention programs (Glynn 1989) (Table 4). In a recent meta-analysis (Rooney 1992) of outcomes of research studies conducted from 1974 through 1989 on school-based smoking prevention, the essential elements of the NCI expert panel were examined and mostly supported. This meta-analysis will be discussed later in this chapter.

Most of the successful programs that provide skills for resisting social influences share several major curriculum components. One of these is to convey the short-term negative consequences of cigarette smoking, including social undesirability and physiological impairment. Another component is to have students explore inaccurate normative expectations; students thus learn that cigarette smoking is not a normative behavior for

adolescents their age and that the majority of persons in any age group are nonsmokers. Students examine the reasons that adolescents say they smoke, including to be accepted by peers, to appear mature, or to help cope with difficult situations. The factors that affect adolescent smoking can also be explored, including the influence of parents, peers, and mass media; for example, students can learn how role modeling and advertising can falsely establish positive cultural meanings for smoking (see "Research on the Effects of Cigarette Advertising and Promotional Activities on Young People" in Chapter 5). A related component is to engage students in training, modeling, rehearsing, and reinforcing methods that counter these influences and to coach students to communicate these techniques to others. Some approaches also include generic personal and social skills training to promote overall competence and reduce motivations to smoke (Botvin and Wills 1985).

Curriculum Format

Among the numerous approaches to teaching skills to resist social influences to smoke, the format variations are in most cases minor (Best et al. 1988). For example, a number of these approaches rely on classroom teachers to deliver the smoking-prevention program. The six-session program designed by Colquhoun and Cullen (1981) focused on refusal skills training provided by classroom teachers with the help of local physicians.

Biglan, Glasgow, et al. (1987), on the other hand, trained health and science teachers to deliver intervention sessions on four consecutive days, followed by a booster session two weeks later.

Other intervention variations have used a combination of trained staff or teachers plus student peer leaders. Perry, Klepp, and Sillers (1989), for example, used same-age peers in a smoking-prevention program that promoted cardiovascular health. Ellickson and Bell (1990), on the other hand, employed trained health educators to deliver their intervention to seventh graders and contrasted this approach by delivering the intervention through students' regular teachers assisted by teen leaders. Similarly, Arkin et al. (1981) organized seventh-grade student nominations of classmates who students felt would be effective peer leaders. Those selected then served as discussion leaders and helped students rehearse and role-play appropriate responses to situations that simulated social pressure.

In Project SHOUT (Students Helping Others Understand Tobacco), college undergraduate students in psychology, health sciences, and other majors worked for college credit toward their degrees by serving as peer leaders to young adolescents. The college students were mature and reliable enough to deliver interventions (both in the classroom and over the telephone, in booster calls) yet sufficiently youthful to be acceptable to an adult-youth audience (Young et al. 1988; Young et al. 1990; Elder et al. 1993).

Table 4. Essential elements of school-based smoking-prevention programs

1. Classroom sessions should be delivered at least five times per year in each of two years in the sixth through eighth grades.
2. The program should emphasize the social factors that influence smoking onset, short-term consequences, and refusal skills.
3. The program should be incorporated into the existing school curricula.
4. The program should be introduced during the transition from elementary school to junior high or middle school (sixth or seventh grades).
5. Students should be involved in the presentation and delivery of the program.
6. Parental involvement should be encouraged.
7. Teachers should be adequately trained.
8. The program should be socially and culturally acceptable to each community.

Source: Glynn (1989).

Other variations in intervention approaches have used media supplements and involved students' parents. Flay et al. (1987), for example, used a five-day smoking-prevention curriculum in junior high school classrooms and coordinated it with five different five-minute video segments aired on a local television station. The focus of these television segments was smoking prevention, and they were followed the next week by five more segments dealing with smoking cessation (Flay et al. 1987).

Pentz et al. have trained health, science, and social studies teachers to deliver a social influences program that was reinforced by 10 homework activity sessions involving parents and other family members in role playing and other forms of behavioral rehearsal (Pentz, Dwyer, et al. 1989). In a related project, this group has developed a component that asks parents to attend organizational meetings, support school activities, and participate in an educational workshop (Pentz, MacKinnon, Flay, et al. 1989). The results of these studies are discussed later in this chapter, along with other community programs.

Biglan, Glasgow, et al. (1987), have also designed a component that tries to enlist direct parental support of their standard classroom curriculum. The component relies on a set of four mailed messages for parents of participating students. These messages reinforce classroom activities, encourage family discussions of smoking in general, and urge parents to establish family policies regarding smoking.

Walter, Vaughan, and Wynder (1989) embedded smoking education in a comprehensive school health education program, the Know Your Body Program, with fourth- through eighth-grade students in New York. This more comprehensive program had a significant impact on multiple risk-related behaviors, including cigarette smoking.

Finally, Cain, Dudley, and Wilkerson's (1992) "Tar Wars" program has used health professionals to deliver antitobacco messages with the help of fourth-, fifth-, and sixth-grade children. The students participate in a poster contest to counter the messages of tobacco advertising, and a communitywide media campaign complements the school program. Originating in 1977, this program is based on the DOC program Superhealth 2000, which similarly emphasized counteradvertising skills among 7th- through 10th-grade students (Blum 1980).

A number of recent reviews have closely examined issues related to program design and content (Botvin and Wills 1985; Flay 1985; Glasgow and McCaul 1985; Hansen 1992). Rather than replicate these efforts here, the next section will provide examples of the range of programs that can teach adolescents the skills needed to resist social influences to smoke.

Exemplary Programs for Resisting Social Influences

Social Inoculation

In the mid-1970s, Evans et al. developed the first prevention program that instilled adolescent skills to resist social influences to smoke. The program, described as "social inoculation," taught students methods for recognizing and coping with pressures to smoke from peers, family, and the media (McGuire 1964). The program's hypothesis was that if young adolescents received classroom "inoculations" of "peer pressure," for example, and learned how to deal with it, they would be more prepared to resist actual social pressure from peers. Additional emphasis was placed on the immediate physiological impairments that smoking produces, rather than on long-term consequences (Evans et al. 1979). The program used videotapes of nonsmoking peers to impart information and to teach skills needed to resist social influences. In the pilot study involving 750 seventh-grade students, the proportion of nonsmokers in the experimental group who 10 weeks earlier had reported smoking at least one cigarette was approximately half that of those in the control group.

This research group introduced a notable procedure for enhancing the validity of self-reported smoking behavior among study subjects. Students were shown a film indicating that their smoking status could be verified biochemically by analyzing a sample of their saliva. The perception that the samples could be examined led to more truthful reporting by students and thereby decreased misclassification bias due to inaccurate self-reports (see "Validity of Measures of Smoking," Appendix 2, in Chapter 3).

Although interpretations of results from this early work were complicated by a variety of methodological flaws (Flay 1985), Evans' work provided the foundation for much of the smoking-prevention research that followed over the next decade.

Project CLASP

Later in the 1970s, McAlister et al. (1980) developed an intervention called Counseling Leadership About Smoking Pressure (CLASP), during which peer leaders from high school were trained to help junior high school students develop the skills needed to resist social pressures to smoke. The students learned to identify social pressures and then rehearsed and modeled strategies for coping with them (McAlister et al. 1980).

Besides this use of older students as peer leaders, the use of behavioral rehearsal methods and strategies to enhance commitment to nonsmoking was an innovation

that has been incorporated into many of the prevention programs developed later. The intervention consisted of three sessions delivered on consecutive days, followed by four booster sessions delivered over the remainder of the seventh-grade school year. Nine months after pretest, 5.6 percent of the treatment group and 9.9 percent of the control group reported smoking during the previous week—a statistically significant 56 percent difference between the groups. These reductions in smoking prevalence were observed up to the 10th grade.

Life Skills Training

Botvin (1986) has developed another variation of the social influences approach that includes resistance skills, behavioral rehearsal, role playing, self-control, decision making, problem solving, and self-reward, as well as components devoted to increasing self-esteem, self-confidence, autonomy, and assertiveness. The program, called Life Skills Training, includes various aspects of cognitive-behavioral psychological training. The program consists of 15 to 20 sessions for seventh-grade students; booster sessions are given in the eighth and ninth grades. The specific objectives of the program are to teach skills that help students resist direct pressures to smoke; to enhance students' self-esteem, self-mastery,

and self-confidence in order to decrease their susceptibility to indirect social pressures to smoke; to prepare students to cope with anxiety induced by social situations; to enhance students' knowledge of the actual prevalence of smoking among adolescents and adults; and to promote attitudes and beliefs consistent with nonsmoking.

This program has been evaluated extensively in progressively larger studies over the past decade; the encouraging results have ranged from 40 to 80 percent reductions in smoking prevalence, and long-term effects have lasted up to four years (Botvin and Dusenbury 1989). In the most comprehensive evaluation of the Life Skills Training program to date, 56 schools in three different geographic regions were randomly assigned to three study conditions: Life Skills plus one-day teacher training, Life Skills plus video training for teachers, and a control condition. Significant positive effects were reported for cigarette use (see Table 5) and for smoking-related knowledge, attitudes, and normative expectations. In most cases, the two treatment conditions had similar results; students in both groups demonstrated more positive effects than students in the control group (Botvin et al. 1990). The effects of the Life Skills Training program have been demonstrated when the program has been delivered by project staff, older peers, or regular classroom teachers. These effects have also been demonstrated on inner-city

Table 5. Outcomes of the Life Skills Training (LST) program: adjusted third-year follow-up mean for smoking-related knowledge, expectations, personality measures, and behavior

Smoking variable	Adjusted mean scores*		
	LST (with teacher training)	LST (with video training)	Control
Knowledge			
Smoking prevalence	1.10 ^a	1.16 [†]	.93
Smoking consequences	4.80 ^a	4.60 ^a	4.13
Smoking acceptability	1.49 [§]	1.52 ^a	1.37
Normative expectations			
Adult smoking	3.92 [†]	3.95 [†]	4.22
Peer smoking	3.80 [†]	3.77 [†]	3.92
Personality measures			
Self-esteem	34.25 [†]	34.07	33.65
Self-efficacy	19.27	19.20	19.26
Social anxiety	28.71 [†]	29.36	29.92
Smoking behavior	1.46 [§]	1.50 [‡]	1.63

Source: Botvin et al. (1990).

*Means for LST groups differ from control group at [†]p < .05, [‡]p < .01, [§]p < .001, and ^ap < .0001.

populations of predominantly Hispanic (Botvin et al. 1992) and black (Botvin et al. 1989; Botvin and Cardwell 1992) adolescents.

The SODAS Model

Several researchers have developed a variation of the social skills training approach that adds to the basic components of resistance skills, behavioral rehearsal, and role playing. The additional components focus on self-control, decision making, problem solving, and self-reward. Using a problem-solving approach called Stop, Options, Decide, Act, and Self-Praise (SODAS), students are taught self-control skills for smoking prevention coupled with self-reward for personal successes (Schinke et al. 1986; Gilchrist et al. 1986).

This research group has conducted a variety of studies evaluating this intervention model in different settings and using varied delivery modalities. The results of these studies have consistently demonstrated that treatment students reduce their smoking prevalence more than control students and that treatment students have greater positive changes in smoking-related knowledge and attitudinal factors (Schinke and Gilchrist 1984, 1985, 1986).

The Waterloo Smoking-Prevention Program

Investigators at the University of Waterloo (Ontario, Canada) have carried out a series of large-scale, longitudinal studies evaluating the efficacy of an intervention that teaches sixth-grade students the skills they need to resist social influences to smoke. This intervention is based on an integrative model of attitude and behavior changes surrounding health issues that suggests that if information is attended to, comprehended, and accepted, it may lead to changes in beliefs. Beliefs, however, will not necessarily lead to changes in attitudes, and attitudes will not necessarily lead to changes in intentions unless values, expectancies, and social influences are considered. Lastly, intentions will not necessarily lead to changes in behavior unless the individual has the requisite control and coping skills (Flay 1986).

The intervention program has three main components that are delivered to sixth graders in six one-hour weekly sessions. The first component provides information on the consequences of smoking and the reasons that adolescents smoke. The second component examines social influences—including family, friends, other peers, and the media—that promote smoking; students then learn specific skills to resist these pressures. In the third component, the students are asked to integrate information learned in all previous sessions in order to make a decision about their future smoking behavior

and to publicly commit to nonsmoking, if that is their decision.

In the first large-scale randomized trial of this program, 22 schools were randomly assigned to treatment and control conditions. Sixth-grade students in the 11 treatment schools received the curriculum plus booster sessions in seventh and eighth grade. Initial evaluation results indicated that although the intervention did not reduce levels of regular smoking or significantly increase the probability of remaining a nonsmoker, it prevented the onset of experimental smoking through the end of the eighth grade. The results were particularly encouraging for students who were at highest risk of becoming regular smokers because they had tried smoking in grade six or because their parents, siblings, or friends were smokers (Best et al. 1988).

The University of Waterloo research group has reported six-year follow-up data for the same cohort of students studied earlier through the eighth grade. Ninety percent of the students were located for this follow-up study, and data were obtained from over 80 percent of them. These students had not received any additional intervention after the eighth grade. The significant intervention effects observed in this cohort after the eighth grade had begun to disappear by the fifth year after the intervention; by the sixth year, there was no longer a significant difference between treatment and control students (Flay et al. 1989). These results (see Figure 2) suggest that the initial positive impacts of such interventions may dissipate over time (Kozlowski et al. 1989), particularly if intervention activities and booster sessions do not extend throughout middle school, junior high, and high school (Botvin and Botvin 1992). School-based programs may also be strengthened by supplementary intervention activities that extend beyond the school context into the community (Perry, Klepp, Shultz 1988; Perry et al. 1992).

The Minnesota Smoking-Prevention Program

The Minnesota Heart Health Program is a community-based cardiovascular disease prevention program that has been carried out in selected Minnesota study communities during the past decade (Blackburn et al. 1984). As a part of this program, the Minnesota Smoking-Prevention Program (MSPP) has addressed the prevention of tobacco use by influencing the social and psychological factors known to promote the onset of smoking.

The activities in MSPP are often led by peer (same-age) leaders who are trained to communicate the social and psychological messages embodied in the program. The students first form small groups to discuss the short-term, social consequences of smoking. By

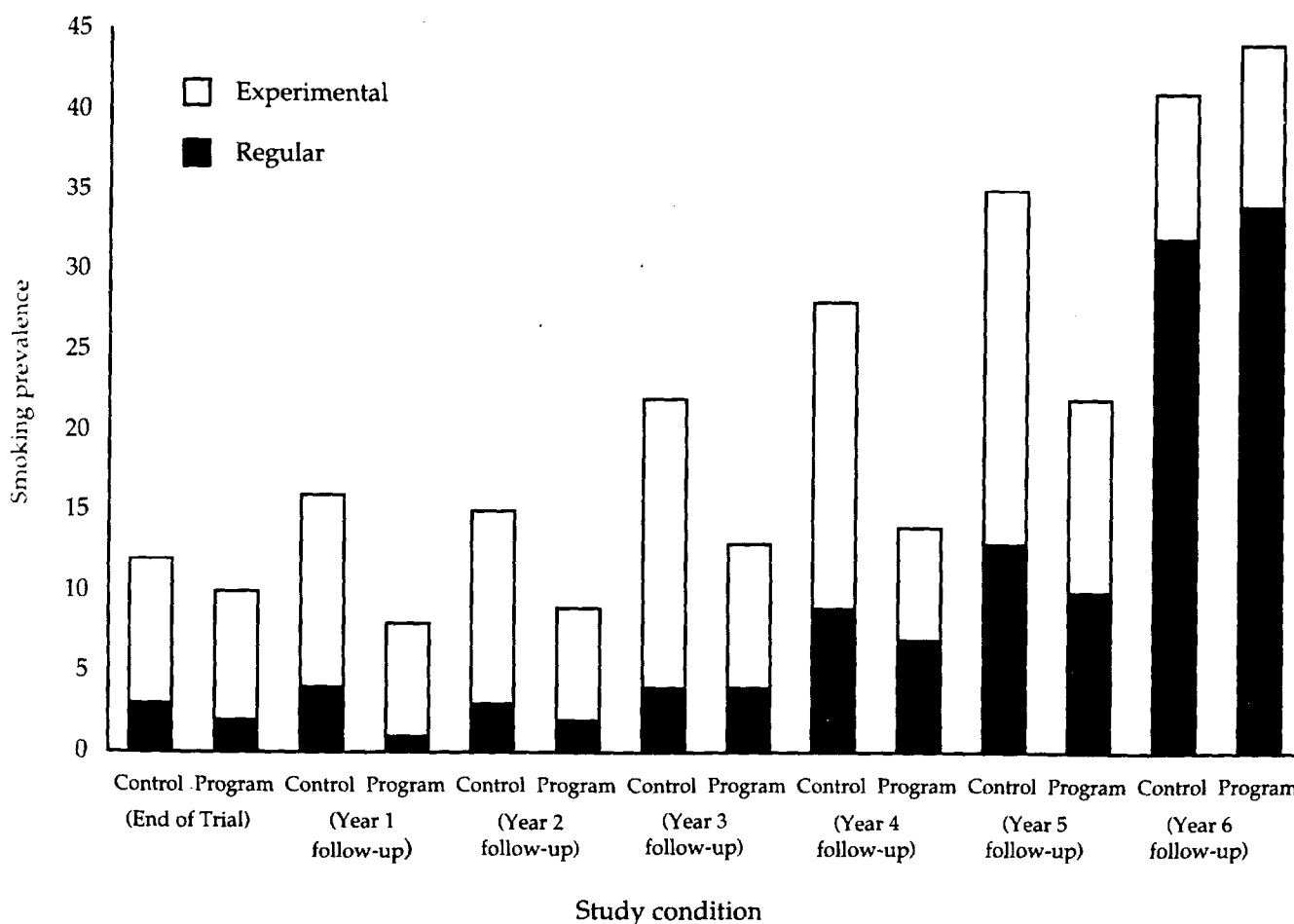
examining actual data and discussing young people's tendency to overestimate smoking prevalence, students learn that smoking is not a normative behavior in our society. After exploring why adolescents smoke, students discuss positive alternatives to smoking. Students then learn how these misperceptions about smoking are established in our culture through advertising and role modeling by peers and adults. Students practice the skills to resist the social influences that promote smoking, including peer influences and advertising techniques. Near the end of the program, students state a goal to remain nonsmokers.

In evaluating the effects of the MSPP in eight junior high schools, Murray et al. (1988) reported that after four years, the peer-led social influences intervention reduced the incidence of daily and weekly smoking by 35 to 50 percent. In contrast, no reduction was observed in an

adult-led group that was taught the health consequences of smoking or in a comparison group enrolled in an existing curriculum covering general health topics. These differences, however, were no longer statistically significant at the five- and six-year follow-ups (Murray et al. 1988).

As part of this overall research program, the Class of 1989 Study was established to test the efficacy of the MSPP approach when introduced as part of a broader, community-based health promotion effort (Perry et al. 1992). Researchers hypothesized that the school-based intervention program would have longer-lasting effects if it was introduced in communities where adults were involved in communitywide smoking-cessation programs, where antismoking ordinances in the schools and public community spaces were being considered, and where integrated school and community intervention

Figure 2. Six-year follow-up of the first Waterloo School Smoking Prevention Trial: proportion of subjects smoking regularly and experimentally at each wave of the study



Source: Flay et al. (1989).

activities were offered. Throughout junior and senior high school, smoking prevalence was significantly lower among students in the intervention community than among students in the control community. The results of this study are discussed later in this chapter, along with other communitywide programs.

International Research on Smoking-Prevention Programs

Intervention studies reported in the English-language literature outside the United States concentrate primarily on school-based interventions directed at secondary school students (persons aged 11 years or older). In many cases, these intervention programs have adopted some elements of U.S. school programs in order to reflect different local conditions. This section reviews several of the more rigorously evaluated programs and pays particular attention to programs that have been followed up for two or more years after intervention.

Western Australia

Armstrong et al. (1990) conducted a large randomized trial evaluating peer- and teacher-led social influence programs among 12- and 13-year-old students in Western Australia. The authors used the MSPP program (Arkin et al. 1981) and resurveyed the students one year and two years after the intervention. Although the effects of the program were not strong, at the two-year follow-up, the smoking prevalence in the control group was 6.6 percent higher than in the teacher-led intervention group and 8.1 percent higher than in the peer-led intervention group.

North Karelia Youth Project

The North Karelia Youth Project in Finland (part of the International Know Your Body study) was a two-year controlled trial that targeted schoolchildren in grade seven (12 and 13 years old) and included components on smoking prevention, physical activity, and reduction of dietary fat and alcohol consumption (Puska et al. 1981, 1982). The smoking intervention program was peer-led and involved three 45-minute sessions for grade seven; these students received seven shorter sessions the following year (a schedule similar to that of Project CLASP). The program included sessions on social pressures to smoke, ways to resist such pressures, ways to cope with social anxiety, the short- and long-term health effects of both active and passive smoking, and the impact tobacco growing has on the environment.

Health educators from the project team delivered a direct, intensive intervention (intervention A) in two schools (one urban and one rural). A less intensive, countywide intervention (intervention B) provided materials and training to local youth and temperance workers. The evaluation involved the two intervention A schools, two matched intervention B schools selected from the county, and two matched reference schools selected from another county that did not receive an organized intervention. Puska et al. (1982) found that among boys, the prevalence of occasional smoking (one or two times per month) had increased by 30 percent in the reference group, by 8 percent in the A group, and by 13 percent in the B group. Among girls, the prevalence of occasional smoking had increased by 20 percent in the reference group, by 18 percent in the A group, and by 9 percent in the B group. Vartiainen et al. (1990) reported the results of an eight-year follow-up and found that the prevalence of "any smoking" in the reference group was 10 percent higher than in the A group and 16 percent higher than in the B group.

United Kingdom

In the United Kingdom, Nutbeam et al. (1993) conducted a controlled trial of two school-based interventions. The Family Smoking Education Project was derived from a program first developed in Norway (Aarø et al. 1983). Directed toward 10- through 12-year-olds, the project consisted of five lessons on the immediate health effects of smoking and on the wider environmental impact of tobacco growing and use. A notable feature was a leaflet sent to parents to encourage their support for school-based smoking education. The Smoking and Me project was the United Kingdom adaptation of the MSPP. Directed toward 10- through 12-year-olds, the program consisted of six sessions highlighting a range of social influences and equipping students with skills to manage these social pressures. At the first-year and second-year follow-ups, no differences were observed between the intervention population and the control population for either smoking uptake or personal skills.

Overall, school-based smoking education programs that have been evaluated internationally have met with limited success in the past decade. In general, these programs were brief and were not continued through the high school years. Many countries are taking more comprehensive approaches to smoking control among young people; such approaches include community action, further restrictions on tobacco advertising and promotion, and substantially higher tobacco tax rates than are found in the United States.

Meta-Analyses of School-Based Smoking Prevention

Extensive discussions of the methodological issues inherent in research on smoking prevention have been thoroughly discussed elsewhere (Cook and Campbell 1979; Flay 1985; Biglan, Severson, et al. 1987; Murray and Hannan 1990). The primary issues have included questions of mixed units of analysis, attrition of the subject (student) population, integrity of implementation, and homogeneity of the subject population. These issues have been partly accounted for in four important meta-analytic studies published since 1980.

Tobler (1986) examined 143 studies of drug-use prevention programs for 6th- through 12th-grade students and found that these programs had an overall significant impact on behavior, skills, and knowledge. The study also found that peer-led programs and programs dealing with social influences were more effective than other modalities. Tobler (1992) later confirmed these findings with more rigorous analytic methods. The Rundall and Bruvold (1988) meta-analysis of 40 studies of school-based programs to prevent smoking examined knowledge, attitude, and behavioral outcomes of social influence programs versus traditional programs; the social influence programs were more likely to affect attitudes and behavior. Rooney (1992) examined 90 school-based tobacco-use prevention programs conducted from 1974 through 1989 that sought to develop skills to resist social influences. The meta-analysis took into account the clustering of students in schools and used the school as the unit of analysis. Results indicated that smoking prevalence was 4.5 percent lower among students in the social influence programs than among students in control conditions. The social influence programs that were most effective at one-year follow-up were those that were delivered to sixth-grade students, that used booster sessions, that concentrated the program in a short time period, and that used an untrained peer to present the program. Under these more optimal conditions, long-term smoking prevalence was reduced by about 25 percent.

Bruvold's meta-analysis (1993) included 94 separate interventions from the 1970s and 1980s. The intervention programs were categorized as rational (providing factual information), developmental (increasing self-esteem and decision-making skills), social-norms-oriented (providing alternatives and reducing alienation), and social-reinforcement-oriented (developing skills to deal with social pressures to smoke). The meta-analysis showed that the rational approach had very little impact on smoking behavior, that the developmental and social norms approaches had equivalent and intermediate

impact on smoking behavior, and that the social reinforcement approach had the greatest impact on smoking behavior (Bruvold 1993).

Discussion

In retrospect, research on smoking prevention has by its very nature had to contend with various threats to validity posed by factors such as mixed units of analysis, differential attrition, and inconsistent implementation. To a large extent, the most recent research studies have been designed to deal with these methodological obstacles and have still found moderately strong prevention effects (Rooney 1992; Bruvold 1993). Therefore, most reviews of the smoking-prevention research literature consistently have come to the same conclusions, which can be summarized under three general findings.

First, a variety of individual research reports (Botvin and Dusenbury 1989; Flay et al. 1989), several comprehensive literature reviews (Flay 1985; Best et al. 1988), and four meta-analyses (Tobler 1986; Rundall and Bruvold 1988; Rooney 1992; Bruvold 1993) have all reported lower prevalences of smoking among students in social influence programs than among students in equivalent comparison groups or randomly assigned control groups. The difference between treatment and nontreatment groups ranges from 25 to 60 percent and persists from one to four years.

Second, as Best et al. (1988) have underscored, given the number of research studies, the variability in program format and scope, the various communities and cultures in which these studies were undertaken, and the potential threats to internal and external validity in school-based research, the consistency of overall findings and reductions in smoking prevalence across all these studies is rather remarkable.

Third, it has been observed repeatedly that the positive shorter-term intervention effects reported in adolescent smoking-prevention studies tend to dissipate over time (Murray et al. 1989; Pentz, MacKinnon, Dwyer, et al. 1989; Flay et al. 1989; Ellickson, Bell, McGuigan 1993). This general trend has been particularly evident among school-based intervention studies that included little or no emphasis on booster sessions, few (if any) communitywide activities, or few (if any) mass-media-based components (Botvin, Renick, Baker 1983; Perry, Klepp, Shultz 1988; Botvin and Botvin 1992). These interventions may be enhanced if they are embedded in a more comprehensive school health education program (Allensworth and Kolbe 1987; Walter, Vaughan, Wynder 1989). The comprehensive school health approach needs further evaluation but is promising as an effective prevention tool.

Only the social influence approaches have been scientifically demonstrated (through replicated research

studies) to reduce or delay adolescent smoking. Still, the effects of these programs have not been sustained without additional educational interventions or community components. This experience suggests that programs grounded in school-based skills training are indeed important for preventing smoking, although more sustained and comprehensive efforts may be needed for long-term success.

The concept of reciprocal determinism (Bandura 1986) would argue that these complementary components should target the elements of the dynamic person-environment interaction that school-based interventions may not be capable of reaching, much less influencing. These components would include the types of community, environmental, legislative, policy-based, and societal interventions described later in this chapter.

Preventing Smokeless Tobacco Use

Introduction

The 1986 publication of the Advisory Committee's Report to the Surgeon General (USDHHS 1986b) on the health consequences of using smokeless tobacco (chewing tobacco and snuff) and subsequent reports of widespread use of smokeless tobacco among children and adolescents (Boyd et al. 1987; USDHHS 1992b) have called forth a wide range of written and media materials (including films, pamphlets, and video programs) on the risks of using smokeless tobacco (Wilson and Wilson 1987; Laflin, Glover, McKenzie 1987). These materials, made available to school personnel and parents, have aimed at countering the perception that smokeless tobacco is a safe alternative to cigarettes. Materials have been produced by federal agencies (such as the NCI and the National Institute of Dental Research), voluntary nonprofit groups (such as the ACS), and professional organizations (such as the American Dental Association and the American Academy of Otolaryngology). These materials have been distributed widely, but the degree of their diffusion has not been evaluated, nor has their effect on young people's use of smokeless tobacco.

Evaluation of School-Based Efforts

Because the increased use of smokeless tobacco among youth is a relatively recent phenomenon, few programs for preventing adolescent use of these products have been evaluated for either short- or long-term efficacy. Those that have been evaluated have been but one component of a broad tobacco-prevention program.

In response to the emerging concern about the health risks of regular smokeless tobacco use, the National Institutes of Health has funded numerous research grants to develop interventions to prevent initiation

or regular use and to promote or assist cessation for adolescent and young adult users. Nine research grants on smokeless tobacco use have been funded by the NCI since 1987; most are focused on adolescent populations (USDHHS 1990b), and results are pending. Although most of these projects have been school-based prevention activities, some programs have targeted youth in non-school settings (e.g., 4-H clubs, Little League baseball clubs, and Native American community centers).

The prevention programs that have been evaluated have targeted both smoking and smokeless tobacco use among middle and high school students. The primary focus has been on middle school (grades 6–8, ages 12–14). Smokeless tobacco prevention has also been included as part of more comprehensive curricula to prevent drug use, such as *Here's Looking at You, 2000* (Roberts, Fitzmahon & Associates, Inc., and Comprehensive Health Education Foundation 1986), or as part of community-based interventions to reduce drug use. Seldom have programs to prevent smokeless tobacco use been instituted independent of other substance-use prevention or of a more general tobacco-use prevention effort. Since smokeless tobacco products are used primarily by males, the overall prevalence of use is lower than that of smoking. There is also less concern about the health effects of smokeless tobacco than about those of illegal drugs and cigarettes. This logical inclusion, however, of smokeless tobacco prevention in the context of other prevention efforts makes the evaluation of the smokeless tobacco component problematic.

A factor that more directly obscures the importance of smokeless tobacco prevention is the widespread acceptance of use by both young people and parents. Youth generally perceive that smokeless tobacco use is a safe alternative to cigarette smoking. For example, in one study, 77 percent of school-aged children believed that cigarette smoking was very harmful to one's health, yet only 40 percent believed the same of smokeless tobacco use (Schaefer et al. 1985). Parents are also more likely to accept smokeless tobacco use than smoking among teens (Chassin, Presson, Sherman 1985; see "Parental Reaction to Smokeless Tobacco Use" in Chapter 4).

The Oregon Research Institute Program

In several studies, young adolescents have received a preventive curriculum that targeted both smoking and smokeless tobacco use. In one such study (Severson et al. 1991), a social influences program conducted by the Oregon Research Institute was delivered by regular classroom teachers and by same-age peer leaders to entire classrooms in randomly assigned schools. The brief seven-session program significantly reduced smokeless tobacco use among males in both seventh and (to a lesser

extent) ninth grades. Parallel analysis failed to show that the intervention had any positive effect on cigarette smoking. The results for smokeless tobacco use, however, were particularly encouraging, since only two of the seven class periods of the intervention were devoted to smokeless tobacco.

The intervention used in the Severson et al. (1991) study sought to make students sensitive to overt and covert pressures to use tobacco and taught effective ways to respond to these pressures. The students practiced how to refuse offers of tobacco. Besides using a structured curriculum with role-play activities, the teacher used videotapes to standardize instruction and maintain student interest. The program was taught by regular classroom teachers; same-age peer leaders assisted in role-playing activities for the seventh-grade students. A videotape titled *Big Dipper* (Oregon Research Institute 1986) was developed to highlight the physical and social consequences of smokeless tobacco. To involve parents, brief brochures were mailed to students' homes.

Toward No Tobacco Use

A study by Sussman et al. (1993) reports positive results in their Toward No Tobacco Use (TNT) project for reducing smokeless tobacco use. The study compared four different prevention curricula developed to counteract three types of factors related to the onset of tobacco use that are typically addressed within a comprehensive social-skills program. These include peer approval for using tobacco, incorrect social information provided about tobacco use, and lack of knowledge about physical consequences of tobacco use. The development of these curricula is detailed in previous reports (Sussman 1991).

Smokeless tobacco use was significantly less prevalent among students who had received the TNT intervention than among those who had not (Sussman et al. 1993). The results of the evaluation of this 10-lesson curriculum intervention suggest that learning about the physical consequences of smokeless tobacco use can be as successful as a social influences program and that a combination of both is probably best for deterring use of smokeless tobacco. The Sussman et al. (1993) study in southern California and the Severson et al. (1991) study in Oregon suggest that smokeless tobacco use can be reduced through school-based programs that try to prevent all types of tobacco use among seventh- and ninth-grade students.

Project SHOUT

Elder et al. (1993) developed Project SHOUT, a social influences program that has been evaluated in 22 junior high schools in San Diego County, California. Based on an operant conditioning model of

tobacco use (Elder and Stern 1986), the intervention was delivered in randomly assigned schools to seventh-grade students. Intervention and assessment continued for three years (through seventh, eighth, and ninth grades). Because of multiple school changes at the end of the eighth grade, Project SHOUT used telephone calls and program newsletters for the ninth-grade intervention.

At the three-year follow-up, the intervention had a significant effect on cigarette use, smokeless tobacco use, and combined cigarette and smokeless tobacco use. The intervention effect was particularly strong during the ninth grade (Elder et al. 1993). The three-year intervention and follow-up is a strength of this study; previous studies have been limited to a single intervention year and one-year follow-up.

Programs for Native American Populations

Smokeless tobacco use by Native American youth on reservations is higher than that of other groups (Schinke et al. 1989). There is evidence of early, frequent, and heavy use of snuff and chewing tobacco by Native American children and Alaskan Natives (Schinke et al. 1987). Young people in these populations begin using smokeless tobacco at an early age, and girls use it at levels almost equal to boys (Schinke et al. 1987). Current reservation-based interventions aimed at reducing this pattern of smokeless tobacco use have not yet been evaluated. These ongoing programs are sensitive to the unique aspects of tobacco use by Native Americans, since tobacco has traditionally played a role in sacred rites. The programs make extant materials appropriate for Native American children by creating a specific curriculum for the tribal group and having Native Americans provide the intervention in schools or other settings on their reservation.

Smoking Cessation

Introduction

Few studies have examined adolescent smoking cessation. The four primary sources of information on adolescent cessation are national probability surveys on patterns of adolescent attempts to quit (see "Attempts to Quit Smoking" and "Self-Reported Indicators of Nicotine Addiction Among Smokers" in Chapter 3), convenience sample surveys of adolescents who have tried to quit on their own, reports from prevention projects on effects of treatment on youth who were smokers at baseline, and programs that explicitly try to recruit adolescent smokers into cessation programs. The relatively few intervention studies vary considerably in scientific quality; many are anecdotal or descriptive accounts of programs.

Convenience Samples of Adolescents Who Try to Quit Smoking

Although national surveys ask a great many respondents a few questions about quitting smoking, some smaller studies have more deeply probed the experience. The role of nicotine's pharmacologic effects has received increasing attention, culminating in the 1988 Surgeon General's report on nicotine addiction. The report demonstrated that cigarette smoking is characterized by the same addictive processes that have been observed with other drugs that are abused (USDHHS 1988). Recent observations of adolescents who have tried to quit smoking suggest that dependency or addiction has developed in many adolescent smokers and may play an important role in their attempts to quit. Data from both Great Britain (McNeill et al. 1986; McNeill 1991) and the United States (Hansen 1983; Hansen et al. 1985; Ershler et al. 1989) show that many adolescents who try to quit have withdrawal symptoms that parallel those reported by adult smokers (see "Nicotine Addiction in Adolescence" in Chapter 2).

In a survey of 116 British schoolgirls (aged 11 through 17) who had tried to quit smoking, 63 percent reported withdrawal effects. The degree of withdrawal effects was related positively to both self-report and biochemical measures of nicotine intake (McNeill et al. 1986). These findings were replicated, although without biochemical measures, in a study of American 6th- through 12th-graders of both sexes (Ershler et al. 1989). Over half of the smokers in both of these studies reported attempts to quit, and most were unsuccessful. These observations, along with other data summarized in Chapters 2, 3, and 4, strongly suggest that adolescent smoking is more than socially driven and that addictive processes in adolescents are similar to those that characterize adult smoking.

Effect of Smoking-Prevention Programs on Cessation

Smoking-prevention programs have typically, and appropriately, targeted younger adolescents. In these populations, prevalence rates tend to be low, and those who smoke are mostly doing so infrequently. These studies, reviewed earlier in this chapter, focus on preventing onset or on preventing the progression from experimentation to regular smoking. The impact of smoking-prevention programs on students who are experimental or regular smokers appears to be small and inconsistent (Best et al. 1984; Johnson et al. 1986; Biglan, Severson, et al. 1987). However, the small number of regular smokers (that is, those who smoke every week) tends to preclude meaningful analyses of cessation resulting from these programs (Best et al. 1984).

Cessation Interventions in the School

Young people who smoke have been a persistent concern of both educators and voluntary health agencies. A number of materials and programs for adolescent smoking cessation have been developed and implemented, but evaluation typically has been anecdotal or descriptive (Hulbert 1978; Patterson 1984; Brink et al. 1988). Many of the older programs are described by Thompson (1978), USDHEW (1979), and Seffrin and Bailey (1985). Cessation programs are sometimes led by peers, sometimes by teachers or volunteers. Participants are recruited through school channels such as newsletters, classes, and public address announcements. Evidence from these descriptive reports, as well as from some of the formal research programs described below, indicates that recruitment is difficult; adolescent smokers are hesitant to come forth. In some instances, the participants in the school cessation programs are referred by school authorities for infractions of school smoking policies and are thus not coming to these programs voluntarily.

These issues are illustrated by a program evaluation reported by the American Lung Association (unpublished data). The program, developed by a Minnesota affiliate of the American Lung Association, was evaluated in 22 schools in four states. A total of 241 students (mean age = 16 years old) participated in eight 50-minute sessions during school hours over a four-week period. Over half the students, however, were required to participate as a consequence of being caught smoking on school grounds. This inclusion of nonvoluntary participants may partly explain the program's low success rate: at the end of the sessions, only 30 students (14 percent) reported that they were abstinent (program dropouts were counted as smokers). Low cessation rates like these, coupled with recent legislation such as the Oregon law forcing school authorities to take action against students caught smoking on school grounds, signal the need for more effective cessation approaches for student smokers.

Lotecka and MacWhinney (1983) compared an intervention group focusing on cognitive behavioral skills ($N = 53$) with a group only receiving health information ($N = 54$). Less than 50 percent of the students in each group participated in the three-month follow-up. Of those assessed at that time, 78 percent of the students in the cognitive behavior group reported a decrease in smoking, and only 4 percent reported an increase; the comparable figures for the information-only group were 46 percent and 31 percent. No information was provided on complete abstinence. Given that reported rates of smoking are relatively unreliable and that the program

did not report cessation rates, this study cannot be considered conclusive.

Perry et al. (1980, 1983) conducted two school-based cessation interventions in California schools. In the first, 10th-grade classes in three high schools (N = 477) received a special program that focused on immediate physiological effects of smoking and on social cues that influence the adoption of smoking. Classes in two control schools (N = 394) received standard information on long-term health effects. The program consisted of four consecutive 45-minute sessions in regular health classes conducted in the fall. Posttest outcome data were obtained approximately five months later and included carbon monoxide measures of smoking. At the posttest, the experimental group, compared with the control group, had a significantly greater percentage of subjects who reported abstinence in the previous week (22 vs. 16 percent) and month (30 vs. 24 percent). Parallel significant differences were also found for carbon monoxide measures.

In their second study, the Perry group (1983) tried to sort out the specific efficacious components within the intervention program by analyzing three kinds of programs—those that discussed long-term health effects (the control group), those that discussed immediate and long-term physiological effects, and those that discussed social consequences—and comparing programs taught by either teachers or college students. Twenty health classes and four high schools were randomized by using a factorial design. The study obtained three-month follow-up data that included self-reports and carbon monoxide breath tests. Using entire 10th-grade health classes solved the recruitment problem but yielded a limited number of current smokers; the relatively small number of pretest smokers in this study (N = 82) precluded finding any significant difference between the groups. Overall, 23 percent of the pretest smokers reported not smoking at the three-month follow-up. Teachers tended to be more effective with the traditional curriculum covering long-term health effects, and college students seemed more effective with the social influences curriculum.

The largest and most systematic school-based adolescent cessation study has not yet been published. Burton et al. (unpublished data) worked with rural and suburban high schools in two states. Within each of the 16 treatment schools, students volunteering to participate in a cessation clinic were randomly assigned to a clinic or to a control group of students told they were on a waiting list. Clinic students were further randomly assigned either to a clinic designed to address addiction or to one designed around psychosocial dependency. Clinics consisted of five sessions spaced over one month. A follow-up session was held three months after the fifth

session. The control participants were also invited to the follow-up session, where smoking status was assessed both by self-report and measurement of saliva cotinine.

At the three-month follow-up, 8.4 percent of clinic participants and 10.5 percent of controls were abstinent. When corrected for biochemical verification, these figures become 6.8 and 7.9 percent, respectively. There was considerable attrition; students lost to follow-up were assumed to be smokers. The negative results in the study are especially sobering because the investigators had previously conducted 31 focus groups with adolescents to help inform the intervention's recruitment strategies and content (Sussman et al. 1991).

Difficulty in recruiting adolescent smokers in school programs has been a pervasive problem for investigators. Adolescents may be concerned about parents or teachers learning that they smoke (since parental consent could be required for participation). Adolescents may also be less motivated than adults to quit, since long-term health consequences carry less weight with the young. A simpler explanation of low recruitment is that prevalence rates are low; schools do not provide large populations of smokers from which to recruit. Multisite trials that pool subjects may be needed before rigorous and meaningful evaluations can take place.

Cessation Interventions Based Outside the School

Hollis et al. (in press) tried an unusual approach to recruit young smokers. Adolescents between 14 and 17 years of age who were members of a large health maintenance organization (HMO) were mailed a screening questionnaire that asked about "health habits." Those who reported that they had smoked in the past week were asked if they would participate in a two-year study of adolescent health and were randomly assigned to either an intervention group that received help to quit smoking or a control group that received no such help.

The focus of the intervention was an office visit with a nurse practitioner at a conveniently located HMO clinic. Incentives were offered for attending these sessions, each of which lasted about 60 minutes. The participants reviewed their health history, watched and discussed a video on adolescent smoking cessation, were encouraged to set a quit date, and were given tips and strategies for successful quitting. Those who wanted to quit smoking received a follow-up call one week later; additional calls were also made, depending on the adolescent's continued interest in quitting. Participants who had quit smoking were eligible to participate in a lottery with chances to win \$100.

All participants were followed up at one year, at which time both self-report and biochemical (saliva cotinine, carbon monoxide) data were obtained. The

intervention and control groups had similar self-report measures of smoking (i.e., measured in number of cigarettes in the last month, week, day) and similar biochemical indicators of smoking. No relationship was found between the number of contacts with the HMO interventionist and either quitting rates or the number of cigarettes smoked. Similar interventions in health care settings with adult smokers have usually yielded positive results (e.g., Hollis et al. 1991), but this was clearly not the case for adolescent smokers.

Discussion

The data reviewed indicate consistently that adolescent smokers frequently try to quit but are usually unsuccessful, often have withdrawal reactions much like adult smokers, are difficult to recruit and retain in formal cessation programs, and are not responsive to programs thus far developed. Further basic research and new directions for intervention are clearly needed. Data presented in Chapter 3 (see "Adult Implications of Adolescent Smoking") from the Monitoring the Future Project show that well over 80 percent of adolescents who smoked half a pack a day or more as seniors in high school (over 15 percent of the sample) were smoking five to six years later as young adults; over half of these were smoking a pack or more a day at follow-up. In the absence of intervention, adolescent smokers will most likely become adult smokers.

Smokeless Tobacco Cessation

Introduction

Of the estimated six million people who regularly use smokeless tobacco, half are under age 21 (USDHHS 1986b). Data from several national surveys show an increase in the prevalence of smokeless tobacco use, specifically in the use of moist snuff among young males (Boyd and Glover 1989; Marcus et al. 1989; Novotny et al. 1989; Rouse 1989; see "Current Use of Smokeless Tobacco" in Chapter 3). The high prevalence of smokeless tobacco use underscores the growing need to help young people quit.

To date, there are few published studies of smokeless tobacco cessation. The withdrawal symptoms for smokeless tobacco are the same as those for smoking—cravings for the substance, irritability, distractibility, and hunger (Hatsukami, Gust, Keenan 1987)—although these symptoms may be less intense and felt less frequently. Because of these similarities, most cessation programs for smokeless tobacco users are multicomponent treatments that use key elements from smoking-cessation programs that have been extensively evaluated in large-scale studies (Severson 1993).

Clinical Studies

Clinical studies of smokeless tobacco cessation have been done with both adolescents and adults. The first published study of smokeless tobacco cessation was reported by Glover (1986), who adapted the ACS' Fresh Start Adult Smoking Cessation Program for use with 41 adults who used smokeless tobacco. This pilot study resulted in a six-month self-reported abstinence rate of only 2 percent. However, these subjects had not voluntarily sought assistance in quitting; they had been required to attend the program for violating school rules at a college that prohibited the use of tobacco products. Low success rates are not surprising in a nonvoluntary cessation program.

Eakin, Severson, and Glasgow (1989) reported an intervention with adolescent male daily users, aged 14 through 18, who were recruited from high schools in Eugene, Oregon. The study recruited 25 students, five of whom also smoked cigarettes concurrently. The program consisted of three small group meetings with counselors, each lasting approximately one hour, during which the focus was on developing coping skills for cessation. Of the 21 subjects who completed treatment, two subjects had quit using smokeless tobacco by the end of treatment, and three subjects were abstinent at the six-month follow-up. Compared with the other students, however, these successful quitters had consumed a smaller amount of smokeless tobacco at baseline and were less addicted, as measured by an adapted Fagerström Tolerance Questionnaire (Fagerström 1978). They were also more involved in school athletics than those who did not succeed at quitting.

School-Based Efforts

Three recent studies of smokeless tobacco cessation are informative about school-based cessation and self-help approaches. Burton et al. (unpublished data) report results from a school-based cessation clinic model tested in 16 high schools in Illinois and California. Within each school, cigarette and smokeless tobacco users were recruited and either randomly (and voluntarily) assigned to a cessation clinic or told the clinics were filled. Clinics consisted of five sessions over a one-month period. A sixth session was held three months later to assess the intervention and control groups. The attrition rate for the clinic group was high: almost half the students did not complete the treatment. Of the 16 smokeless tobacco users who completed five sessions, seven reported quitting at the end of the treatment; none of the five students in the control group reported quitting. However, when the clinic dropouts were included as the denominator and the results corrected for biochemical verification, the quit rate for students in the smokeless tobacco clinic was 15 percent; none of the control

subjects had quit at the three-month follow-up. The study suggests that a school-based multisession clinic can achieve small cessation rates for adolescent subjects who volunteer, although the volunteer rates for the study were notably low.

Persons going through treatment for smokeless tobacco addiction often request an oral substitute to help them through withdrawal. Smokeless tobacco users report using cinnamon sticks, gum, sunflower seeds, finely ground mint leaves, or other chewed foodstuffs to lessen the effects of withdrawal (Severson 1992). To evaluate the use of nonnicotine substitutes as aids for smokeless tobacco cessation, a recent study compared the use of a ground-up mint product, chewing gum, and no substitute (Chakravorty 1992). Subjects were recruited from six high schools in rural Illinois. Two schools each were randomly assigned to either the treatment group (mint snuff substitute), gum group, or lecture-only control group. Within schools, smokeless tobacco users were invited to volunteer for a two-session school-based cessation program. Eighty-three males were recruited to participate. Of the 70 students who completed the treatment, 30 were in the mint group, 15 in the gum group, and 25 in the lecture-only group. At the end of the treatment period, all three groups had about the same quit rates. Eleven students reported quitting smokeless tobacco, but nine of these quitters also smoked cigarettes. The author reports that students using the mint snuff substitute significantly reduced their frequency and intensity of smokeless tobacco use, but the study had no biochemical verification of use. The results suggest that adolescent males who use smokeless tobacco can be recruited to attend sessions at school and that nontobacco oral substitutes may be a helpful adjunct to quitting.

Research with adults suggests that health care providers can motivate some adult users of smokeless tobacco to quit (Stevens et al., in press). The clinical opportunity to provide advice on quitting in the context of health care delivery has been referred to as a "teachable moment" (Vogt et al. 1989; Morosco 1986). The results are modest in terms of overall quit rates, but having dentists, hygienists, nurses, and physicians counsel their patients to quit using smokeless tobacco could have a significant effect on prevalence. The Stevens et al. (in press) study provided the first examination of a large-scale, low-cost intervention to encourage smokeless tobacco users to quit. This program, which was conducted in the context of regular hygiene visits, provided strong evidence of the effect of smokeless tobacco use on oral health: 73 percent of the adult users in this study had identifiable oral lesions (Little, Stevens, La Chance, et al. 1992). Parallel studies with youth or studies of programs using physicians or other health care providers have not been conducted.

Smokeless Tobacco and Cigarettes

Young people who use smokeless tobacco may also smoke cigarettes. Studies have reported that from 12 to 30 percent of all regular users of smokeless tobacco also use cigarettes (Eakin, Severson, Glasgow 1989; Williams 1992; Stevens et al., in press; see "Use of Smokeless Tobacco and Cigarettes" in Chapter 3). This relationship is critical, since cessation programs may motivate smokeless tobacco users to quit using snuff or chewing tobacco, yet not affect their use of cigarettes—and thus not affect their addiction to nicotine. Moreover, deprivation of one substance may lead to a direct increase in the use of the other (Biglan, La Chance, Benowitz, unpublished data). Cessation rates among men who use both tobacco products are significantly lower than those among men who use smokeless tobacco exclusively (Stevens et al., in press).

Research and Programmatic Challenges

Certain peculiar aspects of smokeless tobacco use may present problems to those who plan or study cessation programs. The lack of public data on the nicotine content of smokeless tobacco products is not only a research problem but a challenge to cessation efforts that might reduce the severity of nicotine withdrawal by gradually cutting back on nicotine ingestion. Such efforts are further hampered, as are studies or programs depending on self-monitoring of product consumption, by the nonuniform (bulk) packaging of most smokeless products and by the variation in the amount of product that constitutes a "pinch" (of chewing tobacco) or a "dip" (of moist snuff) (Severson et al. 1990.) External monitoring of use also has inherent limitations, since snuff (and to a lesser extent, chewing tobacco) can be used surreptitiously. On the other hand, the oral lesions frequently experienced by smokeless tobacco users readily indicate smokeless use—and provide direct physical evidence to the user that this behavior has detrimental health effects (Little, Stevens, Severson, et al. 1992).

The relationship between smokeless tobacco use and cigarette smoking also presents problems for research and intervention. Because many adolescents perceive smokeless tobacco use to be a safe alternative to smoking, motivation to quit using smokeless tobacco products may be low. On the other hand, because as many as one-third of all smokeless tobacco users also smoke cigarettes, the possibility exists (as was discussed previously) that persons trying to quit using smokeless tobacco may continue to smoke—or even increase their smoking—to minimize nicotine cravings.

Although the preliminary evidence is that cessation rates for smokeless tobacco are similar to those for smoking, the difficulty in recruitment, the small sample

sizes, the limited number of studies, the lack of control groups, and the lack of long-term follow-up necessitate cautious interpretation. Further research on cessation must consider the effects of usage frequency and intensity and must focus on relapse rates, use of nicotine replacement in cessation, self-help attempts at quitting, effects of advice by physicians and other health professionals, and effects of taxation and environmental restrictions.

Clinical Interventions to Prevent Tobacco Use

Introduction

Physicians, dentists, and other health care providers who take care of children are in a unique position to help their patients avoid the use of tobacco (Perry and Silvis 1987). Children perceive these professionals as credible health experts and thus may attend more to what they say than to what parents and other adults say. Health care providers can serve as powerful role models who can positively influence the health behavior of their young patients, especially where a long-term relationship has been formed with the child and the family. Lastly, health care providers should know when to provide specific health information at critical times in a child's development.

The medical office provides an important opportunity for physicians, dentists, and staff to communicate attitudes about smoking and smokeless tobacco use (Kottke et al. 1989; Richards 1992). By not smoking, health professionals can serve as positive role models, as the American Academy of Pediatrics (AAP) and the American Academy of Family Physicians (AAFP) have recommended. Smoking by physicians, other staff, adolescents, or parents should not be allowed in the physician's office or reception area (AAP 1987; AAFP 1992).

The AAP recommends that between birth and 21 years of age, a child should make a minimum of 20 visits to the physician (AAP 1988). These visits offer opportunities to prevent and deter tobacco use. To be successful at preventing tobacco use, physicians and other health professionals must know what the risk factors are, how to identify children who are most vulnerable, and how to intervene effectively.

Recommendations to Clinicians Who Care for Children and Adolescents

Education about tobacco should begin in childhood, when family standards and values are developing (AAP and Center for Advanced Health Studies 1988). The child's visit may also afford the opportunity for a health professional to advise young parents who smoke to stop (Perry, Griffin, Murray 1985). During infancy and

early childhood, clinicians should emphasize to parents the relationship between environmental tobacco smoke and the infant's health, particularly the association between environmental tobacco smoke and children's pneumonia, bronchitis, asthma, middle ear disease, and sudden infant death syndrome (USDHHS 1986a, 1990a; U.S. Environmental Protection Agency [USEPA] 1992). Advice from a child's physician can reinforce advice that parents may have received from their own doctors. Clinicians thus need to learn skills to promote antismoking behavior and encourage parents to stop smoking.

The NCI and the AAP have developed recommendations for health professionals to prevent their preadult patients from trying smoking (Epps and Manley 1991b). These brief activities can be carried out during the periodic visits that the AAP recommends between birth and 21 years of age, as well as at other visits. Five steps that begin with the letter "a"—anticipate, ask, advise, assist, and arrange follow-up—are recommended:

- *Anticipate* the risks for tobacco use associated with the child's development stage. These risks include exposure to environmental tobacco smoke, experimentation with tobacco, and nicotine addiction (Kandel 1975; Hawkins, Lishner, Catalano 1985; Dent et al. 1987; AAP 1988). Children and adolescents are more likely to use tobacco if their siblings and friends use it and if tobacco use is perceived as normative or functional (USDHHS 1986a; see "Interpersonal Factors" and "Perceived Environmental Factors," both for smoking and for smokeless tobacco use, in Chapter 4). Adolescents are vulnerable to tobacco use—especially those with fewer coping skills (Doueck et al. 1988), those susceptible to cigarette advertising (Blum 1980), and adolescent females concerned about their body weight. (Gritz 1986).
- *Ask* at each visit, about tobacco exposures and tobacco use (Richards 1992). Ask about tobacco use by the patient and by the patient's friends and family. When seeing infants and young children, ask parents whether the patient has regular contact with anyone who smokes. Ask if tobacco use is being discussed among the child's friends or in school and, if so, in what classes. Ask about the child's school health education program. Ask the child about participation in sports and extracurricular activities that may be incompatible with smoking. In dental examinations, inspect the intraoral soft tissue. If changes are noted in the mucosa, ask about smokeless tobacco use.
- *Advise* tobacco users to stop. Advise women of the adverse effects of smoking during pregnancy. Inform smoking parents of the health consequences that environmental tobacco smoke can have on their children. Advise children and adolescents who are using (or

even trying) tobacco to stop. Advise smokers of the short-term adverse consequences of tobacco use, such as bad breath, other odors, and the cost of cigarettes. Advise smokeless tobacco users of the potential consequences of use, such as discoloration of teeth, destruction of soft tissue in the mouth, and potential early development of oral lesions and cancers.

- *Assist* tobacco users in stopping. Encourage parents who are trying to quit smoking and help them choose effective strategies to help them quit (Richards 1991, 1992). Assistance for parents or adolescents can include selecting a quit date, providing self-help materials, and in some cases counseling on the use of nicotine replacement (transdermal nicotine patch or nicotine gum) (Glynn and Manley 1989). Help children and adolescents take additional responsibility for their health behaviors. Encourage participation in programs that develop skills for solving problems, setting goals, making decisions, and countering peer pressure (Bingham, Edmondson, Stryker 1984a, b).
- *Arrange* follow-up visits as appropriate. Arrange more frequent follow-up visits for an adolescent who is experimenting with tobacco products. At the first follow-up visit, one to two weeks after a scheduled quit date, discuss progress and problems. Arrange a second visit in one to two months.

The five steps described above should be commonplace in the medical setting. Richards (1992) notes that "the words that a physician chooses to discuss smoking with a patient should be considered no less a therapeutic agent than the pharmacologic agent that the physician prescribes" (p. 687). Yet Frank et al. (1991) found that only 14 percent of smokers aged 12 through 17 years who had seen a physician in the previous year had been advised to quit smoking. In contrast, over 50 percent of smokers aged 25 years and older were advised to quit. Clearly, more consistent advice, concern, and counsel from the medical profession is warranted.

Role of Health Professionals in the School, in the Community, and in Policy Formation

Physicians and other health professionals are often considered leaders in their communities and have the opportunity to mobilize schools and communities to develop tobacco-use prevention, cessation, and policy change strategies. Health professionals who have examined their roles in this larger context should encourage their colleagues to act as advocates for such programs and, if possible, participate in their development or implementation (Shank 1985; AAP 1987; Blum 1992).

Health professionals play a powerful role as sources for nonsmoking advice and assistance, as role

models of nonsmoking adults, as providers and supporters of a nonsmoking health care environment, and as agents who deliver nonsmoking programs in schools and communities (USDHHS 1991). Several medical organizations have adopted policies and developed programs to encourage member concern and involvement in preventing adolescent tobacco use. The AMA House of Delegates has adopted numerous policy resolutions that support local tobacco-control activities on behalf of children and others (AMA 1992b). The AAFP (1987) has also published policies and a manual on how to encourage patients of all ages to stop smoking. The AMA Guidelines for Adolescent Preventive Services recently recommended that physicians actively screen and counsel adolescent patients about tobacco use (AMA 1992a). The AAP, with the NCI, has drafted a set of age-specific recommendations for pediatric practice as part of their Tobacco Free Generation program to prevent adolescent tobacco use (Epps and Manley 1991a). The AAP also distributes Healthy Beginning kits developed by the American Lung Association for counseling parents on the harmful effects of smoking around children and distributes pamphlets for parents and adolescents regarding tobacco use (AAP 1988, 1990a, b). The American Academy of Otolaryngology—Head and Neck Surgery, Inc., launched a major public service campaign titled *Through with Chew* in response to the problem of smokeless tobacco use by youth. The campaign includes a video, a physician volunteer kit to encourage and assist members in community outreach, and a variety of educational aids designed to persuade young men, especially athletes, not to use smokeless tobacco (American Academy of Otolaryngology—Head and Neck Surgery 1992).

Community Programs to Discourage Tobacco Use

Introduction

Community-based strategies to prevent smoking are important adjuncts to school-based programs. Some studies have shown that classroom-based smoking-prevention programs, by themselves, have produced only short-term effects (Lichtenstein et al. 1990; Pentz, MacKinnon, Flay, et al. 1989; Best et al. 1988). These limited outcomes suggest the need to mobilize parents and elements of the community outside the schools to produce lasting behavior change.

Young people who have the highest rates of tobacco use are those least likely to be reached through school programs (Glynn, Anderson, Schwarz 1991). Messages concerning tobacco use will be more acceptable to high-risk adolescents if they are embedded in groups or programs to which these youth already

belong, rather than in tobacco-use prevention programs that stand conspicuously apart (Glynn, Anderson, Schwarz 1991). Community organizations and groups, on the other hand, are associated with particular social networks and social groupings of adolescents—potential avenues of program entry to the various social contexts of adolescents' lives.

Such contacts with and through these groups are important, since a strong correlation has been observed between smoking behavior and social group membership among youth (Novick et al. 1985; La Greca and Fisher 1992). The social environment of youth may include strong cues to use tobacco, such as adult role models who smoke or social groups where tobacco use is viewed positively. Community programs can effectively address these environmental elements and disperse messages against tobacco use (Becker et al. 1989; USDHHS 1991). Concerted use of multiple school and community channels for affecting adolescent tobacco-use behavior can produce a synergistic effect on the risk factors associated with adolescent tobacco use (USDHHS 1991).

Information about the programs described in the following sections was obtained through national and regional organizations and published literature. Many other locally initiated programs have been carried out in individual communities throughout the United States, but information on them was not readily available.

Communitywide Research Trials on Smoking Prevention

In the last 15 years, several major community-based prevention trials that target youth smoking have been undertaken. Three of these, the Stanford Heart Disease Prevention Program, the Pawtucket Heart Health Program, and the Minnesota Heart Health Program, addressed several cardiovascular risk factors for all age groups and used a variety of community strategies and channels, including school-based programs for youth (Farquhar et al. 1985; Mittelmark et al. 1986; Carleton et al. 1987). Young people therefore received these interventions directly—through school and home-based programs—and indirectly—through a communitywide attempt to structure the overall social and physical environment to support smoking cessation and to discourage young people from starting to smoke. In the Class of 1989 Study, which was part of the Minnesota Heart Health Program, all of the 2,400 students in the graduation class of 1989 in two of the state program's six communities took part in a longitudinal study of health behaviors from 1983 through 1989. In one community, the students also participated in five years of school-based health education, including a peer-led prevention program that addressed social influences to smoke (Perry, Klepp, Sillers 1989). At each

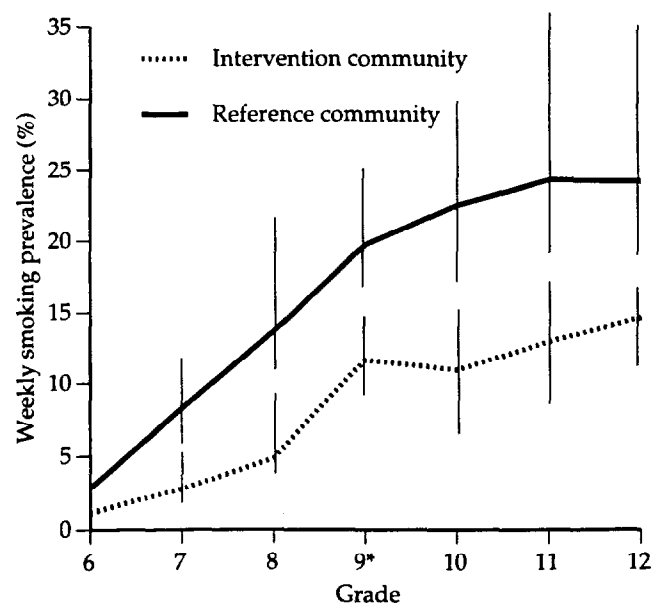
of the annual follow-up surveys from 1984 through 1989, youth from the intervention communities had significantly lower smoking prevalences and smoking intensities than youth from the reference communities (Figure 3); at the end of 12th grade, the intervention group had reduced its smoking prevalence by 40 percent (Perry et al. 1992).

Similar results are anticipated from COMMIT, which is a comprehensive, community-based approach to smoking cessation. Though COMMIT's adolescent component is largely limited to the school-based efforts, the program is designed to change the community environment by making smoking a major public health issue and strengthening the social norms and values that support nonsmoking (Thompson et al. 1990–91).

The Richmond Quits Smoking Program tested the communitywide approach in a predominantly black community. Program components, including youth programs, were integrated into existing communication channels and social structures, and the smoking issue was presented in ways relevant to the black community (Hunkeler et al. 1990).

Trials that focus specifically on youth include the Midwestern Prevention Project (MPP), which tested the use of a home- and community-based program in addition to school curricula to prevent the onset of tobacco

Figure 3. Smoking prevalence of the cohort sample, Class of 1989 Study



Source: Perry et al. (1992).

*Smoking prevalence adjusted for false negatives in ninth grade.

use. The overall design of the MPP included all communities within metropolitan Kansas City (Kansas and Missouri) and Indianapolis (Indiana). Within each of these two areas, cohorts of adolescents were assigned by school to intervention or delayed intervention (control) conditions. The intervention programs initially targeted sixth- or seventh-grade students and consisted of a 10-session, school-based social skills curriculum; 10 homework assignments to be completed with parents or guardians; mass media coverage using television, radio, and print; community organization; and policy change. In the first two years of the project, 22,500 adolescents participated in the school and community intervention. Analyses from students in 42 schools (N = 5,008) indicated a lower prevalence of past-month cigarette, alcohol, and marijuana use at one-year follow-up for those exposed to the school intervention than for the control group (17 percent vs. 24 percent for cigarette smoking, 11 percent vs. 16 percent for alcohol use, and 7 percent vs. 10 percent for marijuana use) (Pentz, Dwyer, et al. 1989).

Similar results were observed after two years for a longitudinal panel of students from eight schools in Kansas City (N = 1,122) (Pentz, MacKinnon, Flay, et al. 1989) (Table 6). Third-year results demonstrated sustained impact only on tobacco and marijuana use, but reductions were equivalent for adolescents at lower or higher risk (Johnson et al. 1990). The MPP is particularly important because it demonstrates the feasibility of a large-scale, communitywide effort focused exclusively on youth. The program has also demonstrated impact on those at high risk, and it has considerable methodological strength. The MPP's long-term impact on tobacco is still to be determined.

The New England Research Institute has developed and tested a community program for smoking prevention

among Hispanic (Puerto Rican) adolescents. The program includes a music video, buttons and T-shirts, a smoking cessation booklet, information booths and a traveling music show at area festivals, and a basketball tournament that includes a discussion about pressures to smoke (McGraw 1990). The preliminary results of the evaluation, however, indicate no differences between the intervention group (in Boston) and a comparison group (in Hartford) in reported smoking rates, attitudes toward smoking, or intentions to smoke.

Currently under way is Project SixTeen, a community trial being conducted by the Oregon Research Institute from 1990 to 1995. In this project, experimental communities receive a school program combined with community intervention that includes parental involvement, media campaigns, efforts by health care providers, and changes in policies and regulations (Ary and Biglan, unpublished data).

State and Federal Tobacco-Control Efforts at the Local Level

A number of states have adopted tobacco-control programs that include community-based adolescent components. The Association of State and Territorial Health Officials (ASTHO) has recommended the development of statewide tobacco-control plans that include both school and nonschool activities for youth (ASTHO 1989). At least 12 states have developed freestanding statewide tobacco-control plans, and another 22 states have incorporated them into plans for controlling chronic disease (CDC 1991b). All but 15 states have a specific budget devoted to tobacco-related activities. Examples of state-funded nonschool activities to prevent tobacco use include the K.I.D.S. Coalition, a Utah program that encourages youth to work with community leaders to

Table 6. Outcomes of the Midwestern Prevention Project: adjusted net differences in the percentage of smokers in program and control groups, from baseline to 6-month, 1-year, and 2-year follow-up

Smoking variable	Adjusted net difference*		
	6 months	1 year	2 years
Lifetime use	2.3	1.2	11.7 [†]
Past-month use	-7.5 [‡]	-10.2 [§]	-16.0 [§]
Past-week use	-6.4 [‡]	-7.9 [‡]	-11.7 [§]

Source: Pentz, MacKinnon, Flay, et al. (1989).

*Analyses done with school as a unit of analysis, adjusted for race and grade.

[†]p < .10 (one-tailed test).

[‡]p < .05 (one-tailed test).

[§]p < .01 (one-tailed test).

create social change around the tobacco issue (Utah Department of Health 1991), and the Body Guards campaign, a program sponsored by the Minnesota Department of Health that trains minority youth (aged 12 through 14 years) to involve their families and others in the community in tobacco-free pledges and messages (ASTHO 1992).

The Federal Comprehensive Smokeless Tobacco Health Education Act of 1986 (Public Law 99-252), which included a mandate for health education programs and materials about risks of smokeless tobacco, coincided with an increase in state-funded community programs addressing smokeless tobacco. In Ohio, for example, the Department of Health has involved American Lung Association affiliates, Boys and Girls Clubs of America, Little League, the Cleveland Indians baseball team, 4-H Clubs, and juvenile detention centers in efforts to reach youth at high risk of using smokeless tobacco (Capwell 1990).

The most comprehensive state tobacco-control program operates in California. Administered by the state's Department of Health Services and Department of Education, the program has been funded since 1989 by a cigarette excise tax increase of 25 cents per pack (as a result of Proposition 99), one-fifth of which is dedicated to antitobacco education (Bal et al. 1990). Community-based prevention services are specifically directed to high-risk youth (i.e., those who have parents who smoke, those who have dropped out of school, or those who are economically disadvantaged) (Tobacco Education Oversight Committee 1991). During its first two years, this program created local tobacco-use prevention coalitions in all 61 local health jurisdictions, organized a youth summit called Kids Choose a Tobacco Free Future, held training workshops for county staff of the Child Health and Disability Prevention Program to introduce materials and techniques for counseling children and parents about tobacco use, and funded many projects targeting ethnic minority youth and their communities. California Smoke-Free Cities is a joint project sponsored by the California Healthy Cities Project and funded by Proposition 99. This program encourages cities to strengthen local tobacco-control efforts through various activities, many of which include youth (California Smoke-Free Cities 1992).

A community-based program that embraces multiple states and communities is the Planned Approach to Community Health (PATCH), a partnership of the CDC, state health departments, and local communities to plan, carry out, and evaluate programs to prevent chronic disease (USDHHS 1992a). Many of the 19 states and the more than 50 communities that have been involved in the PATCH program have carried out communitywide tobacco-use prevention efforts.

The Center for Substance Abuse Prevention, part of the Substance Abuse and Mental Health Services

Administration (SAMHSA), sponsors a program of Community Partnership Grants, in which communities address local drug-use prevention issues. Public Law 102-321, the ADAMHA Reorganization Act, Section 114, provides that all projects funded as prevention, treatment, and rehabilitation model projects for high-risk youth are to include strategies for reducing both tobacco and alcohol use among minors.

The NCI has supported nearly 100 controlled intervention trials aimed at preventing young people from taking up tobacco and helping adult users quit. These trials have involved more than 10 million people in 33 states and over 200 communities in North America; 24 trials specifically targeted adolescents, and 6 addressed the prevention of adolescent use of smokeless tobacco (USDHHS 1990b).

The NCI's American Stop Smoking Intervention Study for Cancer Prevention (ASSIST) is the largest tobacco-control project attempted in the United States. ASSIST is designed to demonstrate that a comprehensive, coordinated intervention effort can significantly reduce smoking and tobacco use. The scientific rationale for this approach was clearly detailed in *Strategies to Control Tobacco Use in the United States: A Blueprint for Public Health Action in the 1990s* (USDHHS 1991).

ASSIST is predicated on a coalition model. During the planning phase, nearly 1,000 community health agencies, social service organizations, and voluntary health groups have joined state and local tobacco-control coalitions. This number will grow as the project enters its intervention phase, when these organizations are expected to begin carrying out interventions targeting youth and other high-risk populations served by these groups. A number of states, including Maine, Virginia, Michigan, Massachusetts, Colorado, and Minnesota, have supplemented their broader statewide coalitions with separate coalitions for controlling tobacco use among youth. Those ASSIST states that have high rates of smokeless tobacco use (West Virginia, Virginia, North Carolina, and South Carolina) specifically address such behavior among both adults and youth in their statewide comprehensive plans.

ASSIST has the potential to save more than 1.2 million lives, including over 400,000 deaths averted from lung cancer alone. The majority of these lives saved would be the direct results of ASSIST's primary prevention efforts among children, adolescent, and young adults.

Community Organizations for Preventing Tobacco Use

Many youth organizations include a programmatic focus on substance use. These program activities may or may not explicitly focus on tobacco separately

from other drugs. In most cases, little or no evaluation has been done to measure the effect these programs have on tobacco use.

Project California 4-Health focuses specifically on tobacco and is a joint effort of the University of California at Davis and the University of California Cooperative Extension 4-H programs. The program, which teaches older teens to present a tobacco-use prevention program to youth aged 9 through 12 in settings outside of school, is currently being evaluated (Project California 4-Health 1992).

Two programs are noteworthy because they have been designed to reach high-risk youth. Girls Inc. (formerly Girls Clubs of America) is a nationwide (120-city) network of over 200 centers serving young girls aged 6 through 18; over half of these girls belong to racial and ethnic minority groups. The organization's Friendly PEERsuasion program focuses on avoiding substance abuse (Girls Inc. 1991). Developed under a grant from the Office for Substance Abuse Prevention, Friendly PEERsuasion uses an older-to-younger peer leadership approach to encourage girls aged 11 through 14 to choose healthy alternatives to using illegal drugs, alcohol, and tobacco. The Boys and Girls Clubs of America, a nonprofit organization that provides programs in several areas, including health and physical education, has recently established clubs (built on the structures and supports of the Boys and Girls Clubs of America) in several housing developments around the country. Dubbed the SMART Moves (Self-Management and Resistance Training) program, these clubs aim to prevent substance abuse (including tobacco use) among high-risk youth by also targeting parents and the community (Schinke, Orlandi, Cole 1992).

To counter the association between baseball and smokeless tobacco use, Little League Baseball, Inc., with the support of the NCI and NIDA, has developed for young players two pamphlets that emphasize the negative social consequences of smokeless tobacco. A more extensive program for preventing smokeless tobacco use among youth who are baseball players is currently being evaluated among Little League and Senior League teams in Harris and Galveston counties in Texas (Evans, Raines, Getz 1992). This intervention targets players and their parents and involves professional baseball players.

In 1987, a program developed and implemented in 72 of the 4-H clubs in 24 California counties targeted reduction of smoking and smokeless tobacco use (D'Onofrio, Moskowitz, Braverman, unpublished data). Club members aged 10 through 14 years were involved in the study; 68 percent of the sample were retained at the two-year follow-up. The program included five

tobacco-related outcome variables—knowledge, attitudes, perceived social influences, intentions, and behaviors—and involved five sessions of tobacco education provided at the monthly club meetings by volunteers (41 adults and 26 teens) trained to deliver the program. At the first follow-up (one year later), the program demonstrated a significant impact on participants' knowledge of the harmful effects of smokeless tobacco use and on participants' intentions to smoke, but the program had no effect on actual use of smokeless tobacco. The two-year follow-up showed no difference between members of clubs receiving treatment and members of control clubs. The authors concluded that providing a tobacco-prevention program through 4-H clubs was difficult to manage because of time constraints on club meetings, but the effort proved to be a useful complement to school-based programs to change social norms.

Other youth organizations that incorporate tobacco-use prevention as part of a general emphasis on preventing substance abuse include the YWCA (Condas 1992), Camp Fire Boys and Girls (Emerson 1992), the Boy Scouts of America (Grau 1992), and the Girl Scouts of the U.S.A. (Eubanks 1992).

The National Parent Teacher Association (PTA) has adopted a number of resolutions that recognize the hazards of tobacco use and support educational programs and community policies to discourage tobacco use (National PTA 1984). However, the organization's materials for parents about drugs do not discuss tobacco use.

"Just Say No" International is an organization founded in the late 1980s to promote local clubs for youth aged 7 through 14 years. These clubs give children information, skills, and support to help them resist drugs, including tobacco ("Just Say No" International 1992). The parent organization and the 11,000 local clubs are largely funded through private sources and are based in schools and community settings, including some public housing sites. Activities include education, recreation, outreach and peer-education, and community service. An evaluation of 12 local clubs that had been active for at least one year revealed that these clubs can offer young people a meaningful role in improving the community, strengthening community ties, helping community members commit to drug-use prevention, and coordinating other prevention efforts (Duper 1992).

Prevention Programs Initiated by the Tobacco Industry

Since 1984, the Tobacco Institute has distributed a series of publications intended to discourage children from smoking (National Association of State Boards of Education [NASBE] 1984, 1987; Tobacco Observer 1984). Although all of these publications emphasize decision-making skills, only the

most recent, *Tobacco: Helping Youth Say No*, actually focuses on tobacco use (Tobacco Institute 1990a, b). The program's cosponsor, The Family COURSE Consortium (Communication through Open minds, Understanding, Respect and Self Esteem) has approached schools and worked with school districts in four major cities to determine the content of their program (Blauenstein 1991). Although promotional materials include testimonials and endorsements, no data concerning the effect of these programs are available.

The first program sponsored by the Tobacco Institute was Helping Youth Decide (NASBE 1984). The program's focus is on parent-child communication skills and responsible decision making (NASBE 1984; Coulson 1985). The program acknowledges that young people should not smoke, but the program itself offers no specific advice on preventing tobacco use (NASBE 1984).

In 1987, Helping Youth Decide was supplanted by Helping Youth Say No (NASBE 1987). Both programs were published in conjunction with NASBE. Like its predecessor, Helping Youth Say No focuses on parent-child communication and on adolescents' decision-making skills. NASBE was criticized by a number of individuals and organizations for its involvement with the Tobacco Institute and eventually ended its association with the program.

The current version of Helping Youth Say No consists of a booklet entitled *Tobacco: Helping Youth Say No—A Parent's Guide to Helping Teenagers Cope with Peer Pressure*. Provided at no charge, these booklets are designed "to increase communication between parents and children and to raise levels of mutual trust and respect." The text discusses the role of peer pressure in young peoples' lives, helps parents talk with their child about not using tobacco, and includes practical exercises to increase parent-child communication. The booklet is likely to appeal to both smoking and nonsmoking parents, since smoking is described as an adult choice (DiFranza and McAfee 1992). This booklet would not likely affect adolescent behaviors because it is directed at parents, who rarely participate in such programs without an incentive (Perry et al. 1989). The materials also do not attempt to set new peer-group norms or encourage peer leadership. Although the program does not specify whether it is to be used as a school-based curriculum, it would not meet the recommended criteria established by the NCI in conjunction with a panel of smoking prevention experts (Glynn 1989; see Table 4).

Prevention Programs Sponsored by Health-Related Organizations

Most of the programs developed by voluntary organizations to prevent smoking among youth are

offered as part of a school curriculum. An exception is the American Cancer Society's preschool smoking-prevention program Starting Free—Good Air for Me, which includes various home activity sheets and group activities for preschool settings (ACS 1987). This program was tested among 86 families in four primary care medical settings. Results indicated that children exposed to the program were almost three times as likely as others to report that they intended to protect themselves from adult cigarette smoke (Philips et al. 1990).

The American Lung Association disseminates the Unpuffables, a four-week, home-based program designed to help parents and children aged 9 through 12 years discuss the issue of preventing tobacco use. Pilot tests of the Unpuffables program in schools in Minnesota and Massachusetts and with Camp Fire and YWCA youth groups in Oklahoma showed that parents were aware of and approved of the program (Perry et al. 1990; American Lung Association of Green Country Oklahoma, unpublished data).

The American Lung Association has been active in the area of adolescent smoking cessation. In 1988, a technical advisory group on adolescent smoking cessation reported that demands in this area were unmet and research questions unanswered (Hitchcock 1991). Local affiliates of the American Lung Association have developed one of the few available programs for smoking cessation among adolescents—Tobacco Free Teens, which is used by schools and other organizations in 25 states and 84 local affiliates (Terwedo 1992). A recent, limited evaluation showed lower cessation rates and higher dropout rates than were observed in American Lung Association programs targeting smoking cessation among adults (American Lung Association 1991).

The American Cancer Society, American Heart Association, and American Lung Association joined together in 1988 to launch the Smoke-Free Class of 2000 program. The goal of this education effort is to help the cohort of young people who were first graders in 1988 remain tobacco-free when they graduate in the year 2000. The project reaches about 2 million students and 135,000 teachers nationwide. As students enter junior and senior high school, learning activities will shift from information to community advocacy, creating "youth ambassadors" for a smoke-free society.

Tobacco-Control Advocacy Organizations

DOC, the organization for health professionals that has more than 150 chapters in 23 countries, encourages physicians to counteract the promotion of tobacco to young people (Blum 1980; DOC 1992). Proactive and prohealth strategies in the classroom, clinic, and community use humor and ridicule of tobacco products and

tobacco industry messages to call attention to the marketing of tobacco to children. DOC chapters sponsor youth sports teams and leagues with an antitobacco message, support local minority organizations and events such as the Cincinnati Smoke-Free Jazz Festival, and make "housecalls" (protests) at youth-appealing events sponsored by tobacco companies. DOC has also established a program whereby medical students can teach in school-based smoking prevention efforts and become specialists in school and community health promotion (Shank 1985). DOC's leadership in innovative activities has been noted nationally and internationally, and these activities have been replicated or have been the basis for many communitywide programs.

Other tobacco-control advocacy organizations, such as Stop Teenage Addiction to Tobacco (STAT), SmokeFree Educational Services, Inc., and Americans for Nonsmokers' Rights, sponsor many other creative and effective community-based events, chapters, and conferences. Although the results of these organizational efforts are not usually published in scientific journals, their contributions to smoking-prevention programs and policies in the United States are widely recognized.

STAT, for example, is the only organization in the United States dedicated solely to issues of teenage access to tobacco. Public education and information form a major part of STAT's activities. Central to this are the STAT newsletter, the *Tobacco Free Youth Reporter*, which appears quarterly and is sent to over 100,000 persons worldwide. This newsletter, along with STAT-authored journal articles and press advisories and a STAT-sponsored annual conference, has been used to present and analyze the practices of the tobacco industry. Statewide and community projects to reduce sales of tobacco products to youth have also been central to STAT's activities since its inception. Currently, STAT has a major grant from the Robert Wood Johnson Foundation to expand activities related to teenage access to tobacco in communities in four states and to demonstrate how other communities can take similar actions.

The Teens as Teachers program has been created and disseminated by the American Nonsmokers' Rights Foundation. Teens as Teachers reaches young people most vulnerable to tobacco addiction. Although many current smoking-prevention programs do a good job of teaching adolescents how to resist peer influence, Teens as Teachers also teaches them to think critically while examining both the nature of the tobacco industry's strategies and their right to be protected from primary and secondhand smoke. Teens as Teachers has reached over 1,000 high school students, who in turn have reached over 6,000 elementary and middle school students.

Role of the Mass Media in Reducing Tobacco Use

Introduction

Mass media are particularly appropriate prohealth channels for tobacco education among young people, who are heavily exposed to—and often greatly interested in—the media (Minnesota Department of Health 1989). However, although the general public has received many antismoking messages in one form or another since the 1964 Surgeon General's report on smoking and health (Warner 1989), few messages have been designed specifically to prevent young people from trying tobacco.

Programmatic Use of Mass Media to Reduce Adolescent Tobacco Use

By the early 1980s, the Office on Smoking and Health had responded to the lack of media messages discouraging tobacco use among youth by developing a series of national public service announcements (see Table 7). The major voluntary health agencies have also produced a national broadcast message for youth.

DOC began creating counteradvertising in 1977, often involving young people in designing parodies of tobacco advertisements. DOC purchased advertising space, used counterpromotions (e.g., the Emphysema Slims Tennis Tournament) (Solberg 1992), and encountered occasional censorship (Fitzgerald 1990). DOC has maintained visibility by enlisting medical professionals, youth, and parents for innovative media- and community-based antismoking campaigns. The program has not been formally evaluated.

Young people have also been a major (but not exclusive) target group of several important statewide tobacco-use prevention and cessation campaigns. At their onset in the late 1980s and early 1990s, campaigns in Minnesota, Michigan, and California used funds from dedicated cigarette taxes to fund multimedia promotions. The programs have received funding for several years. These states have employed sophisticated marketing techniques (i.e., they have used marketing experts, focus groups, pretesting, pilot campaigns, and ongoing evaluations) to increase their effectiveness and have arranged for extensive paid and donated advertising to ensure adequate reach and frequency of statewide coverage (Minnesota Department of Health 1991; Kizer and Honig 1990). Each of these campaigns also included an outdoor billboard or poster component that mirrored themes in the broadcast media. In 1989, the Michigan Legislature dedicated revenues from a tax on computer software (about \$9 million per year) to health promotion, primarily for AIDS and smoking education (Moore &

Table 7. Major mass-media campaigns to prevent tobacco use among young people, United States, 1983–1992

Source and dates Year of survey	Campaign description	Representative spots
Office on Smoking and Health (1983–1990)	A series of TV spots with attractive images of young people dancing or playing sports; the general theme is that living is positive and smoking is out of fashion	Cigarette Mash Nic (A Teen)
National Cancer Institute (1987)	Radio campaign featuring national radio personality Casey Kasem	Smoking's Out
American Lung Association (1988)	TV spot with awareness message	Cigarettes Are Drugs
Michigan Department of Public Health (1988–1992)	TV spots, billboards, and bus cards showing negative social aspects of smoking	Boy Mouth Girl Mouth
California Department of Health Services (1989–1992)	Culturally diverse multimedia campaign to deglamorize tobacco use, reposition tobacco marketers as part of the problem, and inform about the dangers of smoking	Rappers/Pick It Smart Kids Industry Smokesman In Your Mouth
Minnesota Department of Health (1989–1992)	TV, radio, and billboard campaign showing immediate negative consequences of smoking and emphasizing that most young people don't smoke; negative aspects of chewing tobacco shown	Clothes Animals Smoking Crate Death Breath Charming Intro Billy
American Cancer Society (1990)	TV spot showing peer disapproval of smoking	Smoking Is Real Gross
Vermont Department of Health (1992)	TV spots showing positive aspects of not smoking and negative aspects of smoking, showing how to refuse a cigarette, and emphasizing that most young people don't smoke	Mindy at the Party Breakaway Nicoflame Shy Girl Beautiful Lady

Format and duration (in seconds)	Content
TV (60)	Dancing girls stomp on cigarettes to model quitting; viewers invited to write in for poster
TV (60)	Cartoon of a "butthead" getting shunned by peers
Radio (60)	Smoking portrayed as "out"
TV (30)	A boy in a run-down neighborhood appears to be buying drugs, but it's a pack of cigarettes
TV (15) TV (15)	Quick and humorous messages: smoking stinks!
TV (60) TV (30) TV (30) TV (15)	Fast-paced music video: smoking's not cool Cartoon: young kids are smart and don't smoke Tobacco executives joke about "getting" smokers Disgusting look of a cigarette butt in the mouth
TV (15,30) TV (30) TV (30) Radio (60) Radio (60) Radio (60)	Smoking makes your clothes smell Smoking for animals and people is unnatural It may look like kids are smoking, but not many do A rap song says smoking makes breath smell Smokeless: disgusting goo on teeth Smokeless: heavy metal tune, chewing isn't cool
TV (30)	Three boys show disgust for a girl's smoking
TV (60) TV (60) TV (30) TV (30) TV (30)	Situation comedy: it's okay to refuse a cigarette Rock video: benefits of quitting Cartoon: drawbacks of smoking Situation comedy: girl pummels talking cigarette pack Dramatic — and disgusting: smoking gives you wrinkles

Associates, Inc. 1990). The Michigan Department of Health invited representatives from television stations and newspapers to participate in the creative process; the multimedia campaign has included paid and public-service broadcast time, as well as space on television, radio, billboards, and buses.

Several other state health departments have developed smaller campaigns. In 1986, Arizona created a smokeless-tobacco-prevention campaign that included a short television message (or "spot"), a series of peer-influence radio spots, a poster, and a ballplayer spokesperson (Arizona Department of Health Services 1986). Indiana created a television spot to discourage smokeless tobacco use (Indiana State Board of Health 1992); a smoking-prevention campaign with monthly broadcast spots was conducted in Alabama (Alabama Department of Public Health 1992); and in Tennessee, a local television spot was used to support the Smoke-Free Class of 2000 school program (Tennessee Department of Health 1992).

State health departments often use advertising agencies and production companies to create their campaign messages. The campaign in Vermont, however, used materials developed previously by other states and by a research grant from the University of Vermont (Flynn et al. 1992). Using focus groups of Vermont children, the Vermont Department of Health pretested the existing materials (including 15-second messages titled "Girl Mouth" and "Boy Mouth") borrowed from Michigan and the "Smoking Is Real Gross" spot produced by the ACS. The spots that were rated highest by the focus groups were included in Vermont's 1992 statewide campaign.

Most of the major mass-media campaigns listed in Table 7 employed social influence strategies similar to those that were successful in school-based smoking-prevention programs. The California campaign, however, focused more on information-based approaches and most prominently on a strategy to deglamorize tobacco use by exposing the business side of the tobacco industry and by repositioning tobacco marketers as playing a significant role in the problem of adolescent tobacco use (Kizer and Honig 1990). Messages alerting young people to the negative impact of tobacco promotion were also included as a part of research-oriented campaigns (discussed later in this section) in Richmond, California (Hunkeler et al. 1990), and in Vermont (Flynn et al. 1992), but results have not yet been published about the effectiveness of these specific messages. It has yet to be established that making young people aware that they can be vulnerable targets of tobacco advertising contributes to smoking prevention (McKenna and Williams 1993).

Theory and Research on Using Mass Media to Reduce Adolescent Tobacco Use

During the past 20 years, various ideas have emerged on using mass media effectively to prevent the onset of tobacco use or bring about its cessation among young people. An important article by Flay, DiTecco, and Schlegel (1980) expanded previous information-based models to include new elements that would increase the likelihood of promoting and maintaining health behaviors through the mass media. These elements included techniques to ensure that messages are attended to, comprehended, and accepted, as well as techniques to convey skills, stimulate social interaction, and reinforce behavior. Schilling and McAlister (1990) integrated social and behavioral research and theory into media-based prevention strategies for tobacco and drug use. Further, DeJong and Winsten (1990) incorporated more developed principles of social marketing and experiences of researchers and other practitioners in health promotion and commercial marketing to present a detailed set of recommendations on the use of mass media to prevent substance abuse.

As in the case of national campaigns, research on the use of mass media to bring about the prevention or cessation of tobacco use among young people has been sporadic and may warrant further commitment at the national level (Bauman 1992). The best-organized research effort was coordinated in the mid-1980s through the NCI's Smoking, Tobacco, and Cancer Program (Bettinghaus 1988). Three research grants coordinated by this program tested approaches for using mass media for smoking prevention and cessation among young people.

The first of these studies, at the University of Southern California (Flay et al. 1988), evaluated a strategy developed in previous projects. In that strategy, school-based programs that emphasized skills to resist social influences to smoke were extended to include segments on southern California's evening news broadcasts (Sussman et al. 1987). Although school programs were effectively carried out, the television segments were not able to meet the objectives of the study, because the commercial news organization and its labor contracts did not allow the newscast to include scripted demonstrations of prevention skills. Researchers from the university were not able to participate in the production process, nor were they able to pilot-test the television segments. The authors conclude that "the resulting programming did not demonstrate social resistance skills in the progressive and detailed way that is necessary for adequate learning to take place" (p. 604).

The second study, at the University of North Carolina at Chapel Hill (Bauman et al. 1988), used

contemporary marketing techniques coupled with behavioral science theory to develop three campaigns that could be practical and inexpensive enough to be disseminated nationally if proven successful. A radio campaign used eight messages about expected consequences of smoking. Another radio campaign invited young people and their friends to enter a sweepstakes by pledging not to smoke. Lastly, a television campaign combined these two approaches. These campaigns were conducted as paid media, not as public service announcements. The intervention, which involved 10 media markets in the southeastern United States, was expected to reach 75 percent of its adolescent target audience during 1985 and 1986. Although none of these campaign approaches resulted in reductions in the onset of smoking, improvements were observed in two important psychosocial factors—the expected utility of smoking and friends’ approval of smoking (see “Social Support for Smoking” and “Subjective Expected Utility” in Chapter 4). The authors also found that radio was as effective as television for reaching the adolescent audience (Bauman, Padgett, Koch 1989; Bauman et al. 1991).

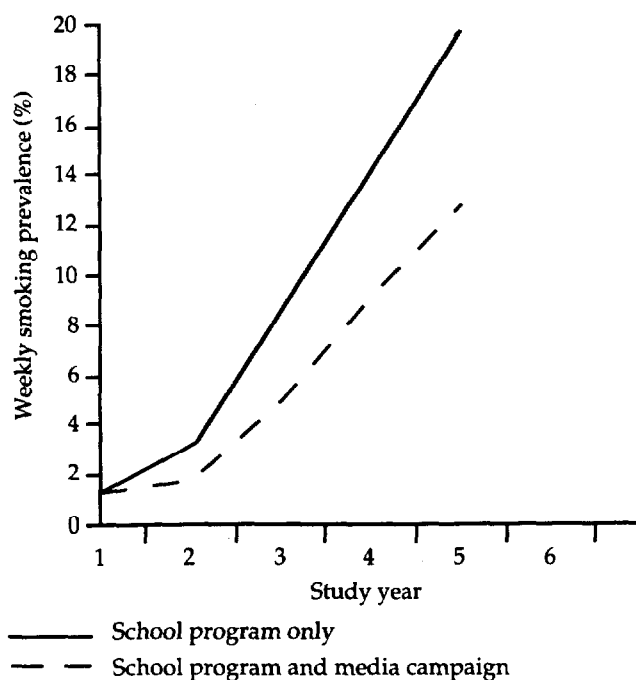
The third study, at the University of Vermont (Worden et al. 1988), tested the ability of mass media interventions to increase the efficacy of a school-based smoking-prevention program. In this intervention strategy, media and school programs shared educational objectives but were otherwise independent. A total of 36 television and 17 radio messages were developed by using extensive diagnostic and formative research with students in grades 4 through 10. The messages were broadcast in a four-year paid campaign in cities in Montana and the northeastern United States from 1986 through 1989. Results indicated that the smoking prevalence for students who received both the media campaign and the school program was 34 to 41 percent lower than for students who received the school program only (Figure 4). The study observed consistently positive results for intervening measures (Flynn et al. 1992). An alternative approach that used the community as the unit of analysis also showed a significant difference between treatment groups over time (Flynn et al. 1992). This campaign used various message formats and production styles, including nonauthoritarian appeals that avoided direct exhortations not to smoke. The authors suggested that because the media campaign was not explicitly linked to the school program (e.g., the two components did not share materials, designs, or slogans), adolescent viewers may have perceived that young people across the nation were receiving the same nonsmoking messages—and that nonsmoking was indeed the norm.

Other than the three studies funded by the NCI, little mass-media research has been directed at adolescent smoking. The recent California mass media campaign included young people as a major target audience; about

one-third of the television messages, one-quarter of the radio messages, and over one-half of the outdoor advertisements addressed young people as well as other specified groups (e.g., pregnant women, young adults, adults) (Kizer and Honig 1990).

Although the goals of the California campaign intermingle youth and adult priorities, the goals that seem to apply to youth are those that deglamorize the myths about tobacco use, expose problems created by the tobacco industry, and provide information about the hazards of smoking. A few spots touch on these topics (Table 7), but several others, said to be targeted to the youth audiences in the California media plan, seem to be intended for adults, such as spots about youth access to cigarette vending machines and about spots that show children worrying about their parents’ smoking. Measurements before and after campaign waves, however, indicated significant changes in message awareness (Popham et al. 1991), and a report by Glantz (1993) indicates an association between the media campaign and a decline in cigarette consumption throughout California. Recently released data suggest, however, that this decline is not being observed among youth (Pierce et al. 1993).

Figure 4. Smoking prevalence in University of Vermont program using mass media to prevent adolescent smoking



Source: Adapted from Flynn et al. (1992).

Mass media were also used in the Midwestern Prevention Project, a multicomponent community program (Pentz, MacKinnon, Dwyer, et al. 1989) in Kansas City in 1987, but effects of the media were not assessed separately. An evaluation of the statewide Minnesota campaign indicated that youth were aware of the negative personal and social consequences of smoking and could recall two campaign themes—that “smoking is unnatural” and that “not many kids my age smoke” (Minnesota Department of Health 1991). Mass media were also an integral part of a community-based smoking-cessation program for minorities in Richmond, California, in which billboards, bus posters, direct mail, television, coverage on a national evening television news show, and rap music video presentations supported community program activities. Both participation and awareness were high among these minority youth, although summary results have yet to be reported (Hunkeler et al. 1990).

Effective Designs for Mass-Media Campaigns

Although mass media in the United States have been used to convey messages urging youth not to use tobacco, efforts to use the media for this purpose have been meager when compared with the highly coordinated, well-funded campaigns of tobacco advertisers. In the absence of a national campaign against tobacco use, with coordinated themes and paid counteradvertising, state agencies and voluntary organizations have launched short-term efforts that have had limited evaluations of their impact. Research on the potential uses of the media has been restricted to a few experimental studies using divergent media strategies, and only one of the studies has resulted in a significant reduction in smoking among adolescents (Flynn et al. 1992).

Although a national commitment to using mass media to prevent tobacco use among youth has been limited, sufficient evidence now exists to examine this tactic further. The effectiveness of a large-scale mass-media and school-based program has been demonstrated in the University of Vermont study (Flynn et al. 1992), albeit with largely white student populations in northern states. In addition, several applicable principles of effective campaign design have been identified within the disciplines of marketing, advertising, health education, and the social sciences (Flay, DiTecco, Schlegel 1980; Flay 1986; Schilling and McAlister 1990; DeJong and Winsten 1990; Flay and Burton 1990; Flynn et al. 1992). These principles, which are discussed below, can be applied to future mass media programs for young people.

- In planning campaigns to prevent tobacco use, target groups should be carefully differentiated. If a campaign is aimed at youth only, it may be best to separate it from community or school ties and to use media and message formats that appeal to youth only (Flynn et al. 1992). Even within the youth population, segmentation (e.g., by age, gender, racial/ethnic group) may be necessary. If the campaign is community based, either for youth or their parents, it should closely connect with community resources and appeal specifically to either the youth or the parent target group—not to both (Hunkeler et al. 1990).
- The planning of prohealth campaigns for young people should attend to the critical issues of message design identified in the literature (Flay, DiTecco, Schlegel 1980; Flay 1986; Schilling and McAlister 1990; DeJong and Winsten 1990; Flynn et al. 1992). These issues include appealing to the needs and interests of the target group (e.g., peer approval, freedom, autonomy); using peer models, image appeals, or lifestyle appeals instead of cognitive appeals; providing novelty and humor (Blum 1980); avoiding exhortation; using celebrity spokespersons cautiously; and demonstrating preventive skills.
- Messages should be carefully scrutinized by knowledgeable persons and by representatives of target groups to ensure that these messages are not conveying unintended effects that may eclipse their positive value (Flay and Burton 1988). Antismoking messages that show young people smoking or asking someone for a cigarette may unintentionally employ powerful images of the social functions of smoking, particularly if the supposedly negative role model is in any way attractive or appealing to the target audience. These images may greatly outweigh the impact of a voice-over narrator's message—a message that could be almost meaningless to the image-oriented target group of young people.
- Diagnostic and formative research, including surveys and focus groups, should be employed at appropriate points throughout the creative process. Diagnostic research can identify perceptions and needs in the target audience that are critical for concept development (Worden et al. 1988). Formative research, at both preliminary and advanced stages of message execution, avoids potentially damaging, unintended message effects (Flay and Burton 1988) and gives producers confidence that the message will be accepted and appreciated by the target audience. Pre-testing during the execution phase is critical for messages aimed at youth, because much of the

message appeal relies on production elements such as choice of actors, clothing, and music. To be successful, production need not be costly (Flynn et al. 1992). In fact, small, independent producers may be preferable if production quality is maintained.

- Campaigns should be intense enough to ensure impact (Flay, DiTecco, Schlegel 1980). Television messages should be aired at times when young people are most likely to be watching—and for best efficiency, at times when they are the primary viewers, particularly during the reruns of popular prime-time shows during after-school hours, since these shows tend to charge relatively low rates for advertising. Adequate reach and frequency should be achieved by using both paid and public-service time (Erickson, McKenna, Romano 1990). The statewide media campaigns in California, Minnesota, and Michigan are based on paid advertising funded by earmarked taxes. Paid media appear necessary to achieve substantial exposure to targeted youth populations at optimal times of the day. Campaigns should have sufficient duration (or else should run continuously) to impact youth throughout the critical years for smoking onset (Worden et al. 1988).

- Campaigns can be cost-effective. Evidence from the University of Vermont study (Flynn et al. 1992), which achieved a 35 percent reduction in weekly smoking, indicated that the cost per person for the estimated 2,605 young people (7 percent of the total population aged 10 through 15 in the broadcast area [U.S. Department of Commerce 1992a, b, c; R.R. Bowker 1992]) who may have been prevented from smoking by the four-year intervention was estimated to be \$233 when the costs of production and paid advertising were included, and \$77 when paid advertising alone was included. These costs compare favorably to those incurred in various smoking cessation programs (Altman et al. 1987), in which costs ranged from \$22 to \$339 per successful quitter. For the estimated 37,212 students in grades 5 through 10 residing in areas receiving this media campaign, the annual cost per student for the total campaign was \$4.08; for paid advertising only, the cost per student was \$1.34. Comparable total campaign costs per teenager in Minnesota, with a 95 percent audience reach but fewer exposures than in the Vermont study, were \$1.07 in 1989 and \$1.14 in 1990 (Culley 1992). Costs can also be contained if media spots are shared across states or reused after several years.

Public Policies to Prevent Tobacco Use Among Young People

Effect of General-Public Smoking Restrictions on Young People

Introduction

Public smoking restrictions are an important component of the social environment that supports non-smoking behavior (Rigotti 1989; Simonich 1991; Wasserman et al. 1991; Emont et al. 1993). They contribute to adolescents' perceptions that nonsmoking is normative and create a social climate where smoking is not acceptable. Restrictions convey the additional message that smoking creates health problems for smokers and nonsmokers alike. Finally, relative to the degree of compliance, these restrictions reduce the number of opportunities to smoke and thus make smoking less convenient. The net effect of these restrictions should be to reduce the psychosocial benefits of smoking to adolescents, making it less likely that those who experiment with smoking will continue to smoke and become dependent (USDHHS 1991).

History of Public Smoking Restrictions

As documented in the 1986 and 1989 Surgeon General's reports on smoking and health, restrictions on smoking in public before the 1970s were motivated primarily by concern over smoking as a potential fire hazard and by other safety concerns, such as distractions while driving (USDHHS 1986a, 1989). In the 1970s, new legislation was enacted, principally in the form of state-level clean-indoor-air acts, to protect the nonsmoking public from the health hazards and physical irritation caused by smoking. During the 1970s, 31 states passed legislation that introduced restrictions on smoking in public places and private facilities, such as workplaces or restaurants, or that extended existing regulations (USDHHS 1989). This and ensuing legislation was fueled by the accumulation of well-documented, well-publicized evidence of the disease risks associated with smoking (Rigotti 1989; USDHHS 1991). During the 1980s, tobacco-control efforts spread to the local level. By 1990, a total of 45 states, the District of Columbia, and at least 51 percent of cities with a population of 25,000

or greater had adopted some restrictions on smoking in public places (Rigotti and Pashos 1991; Coalition on Smoking OR Health 1992). However, only a fraction of these laws could be considered comprehensive enough to provide meaningful protection against environmental tobacco smoke, and municipal laws have tended to be more extensive and stronger than state laws (Rigotti and Pashos 1991; USDHHS 1991). The 1990s have seen the introduction of bills sponsored by the tobacco industry that include limited state restrictions on smoking in public but that also preempt more restrictive current or subsequent local ordinances. States with complete or partial preemption include Florida, Pennsylvania, Virginia, Nevada, Illinois, New Jersey, Iowa, and Oklahoma (Rigotti and Pashos 1991; Americans for Nonsmokers' Rights 1992c).

Smoking Restrictions in the School

Schools can create powerful environments for promoting a nonsmoking norm. Educational organizations such as the National School Boards Association (NSBA) (1987, 1989) and the Alliance for Health, Physical Education, Recreation, and Dance (1991) have endorsed the use of "tobacco-free policies" as a key component of efforts to create smoke-free schools.

In 1988, the NSBA, in collaboration with the ACS, the American Heart Association, and the American Lung Association, conducted a random-sample mail survey of school smoking policies in 2,000 of the more than 15,000 public school districts in the United States; 1,310 (66 percent) of the districts responded (NSBA 1989). Results from a similar, earlier NSBA study (NSBA 1987; USDHHS 1991) allowed an examination of policy trends over time. In 1988, 95 percent of all responding school districts had a written policy or regulation on tobacco smoking in schools. All of the written policies in the 1988 survey included restrictions on smoking by students; 96 percent addressed smoking by faculty, staff, and administration; and 92 percent addressed smoking by other adults. Of the districts responding to the 1988 survey, 17 percent totally banned smoking; that is, smoking by anyone was prohibited both on school premises and at school functions. Restrictions on adult smoking on school premises and at school functions more than doubled during the two years separating the surveys. For example, the proportion of districts that prohibited smoking by school personnel in school buildings increased from 11 percent in 1986 to 24 percent in 1988. In the 1988 survey, compliance by school personnel was described as "excellent" or "good" by 87 percent of districts with written policies, and 86 percent reported similar levels of compliance among students. Moreover, school districts with policies that banned smoking altogether reported greater

adherence to their policies than did districts with less stringent restrictions.

In October 1989, ASTHO conducted a survey of state health department personnel that included information on policies that address tobacco use (CDC 1991b). Thirty-nine states were found to have state-level regulations that restricted tobacco use in schools. Twenty-seven states banned smoking for students; eight states banned smoking for both students and staff (CDC 1991b). Since that survey, at least two more states have passed laws that prohibit any tobacco use in their schools.

Research on topics such as the effect of school smoking-restriction policies on student and adult tobacco use, attitudes toward tobacco use, and compliance with policy remains limited. Reports from national surveys (NSBA 1989) and from schools within Minnesota (Minnesota Department of Health 1991) indicate that restrictive smoking policies can gain widespread support and acceptance. Since 1985, Minnesota school districts have participated in intensive efforts to reduce tobacco use among adolescents (Griffin, Loeffler, Kasell 1988). Since beginning these efforts, the number of Minnesota school districts with tobacco-free policies for students, staff, and visitors increased from 3 to 361 school districts (83 percent of all districts). In May 1989, the Minnesota Department of Health conducted a survey in districts that had a tobacco-free policy in place for six or more months. Survey results indicated that a large majority of school districts had experienced broad acceptance and support for tobacco-free policies, a large number of perceived benefits, and few problems. For example, 62 percent of the districts reported having no problems implementing their tobacco-free policies, and 98 percent of all tobacco-free districts reported that they did not intend to weaken their policy (Minnesota Department of Health 1991).

Pentz, Dwyer, et al. (1989) examined the impact of school smoking policies on over 4,000 adolescents in 23 schools in California. The schools' written smoking policies were evaluated on whether they banned smoking on school grounds, restricted students from leaving school grounds, banned smoking near school, and included an education program on smoking prevention. Schools that had policies in all of these areas and emphasized prevention and cessation had significantly lower smoking rates than did schools with fewer policies and less emphasis on smoking prevention.

Drawing on reviews of existing policy and on preliminary evaluative research, several authors (Rashak et al. 1986; Brink et al. 1988; DiFranza 1989; NSBA 1989) have identified the following characteristics of effective school smoking policies.

- Smoking on school grounds, on school buses, and at school-sponsored events is prohibited for students, school personnel, and visitors.
- Schools vigorously enforce the policy and consistently administer penalties for violations.
- Disciplinary measures for noncompliance with policy are educational as well as punitive.
- Policy development includes active collaboration with teacher, student, and parent groups to give direction and build support for tobacco-free schools.
- All components of a school's smoking policy, including consequences for violations, are communicated in written and oral form to students, staff, and visitors.
- Districtwide educational programs addressing the prevention of tobacco use are initiated or expanded as part of the policy implementation process.
- Smoking-cessation programs or other incentives are developed for students, school personnel, and if possible, the public.
- Programs are periodically evaluated to provide information on acceptance and effectiveness of policy.
- Schools do not accept any contributions from the tobacco industry, including direct financial support and materials paid for by, or produced by or for, the tobacco industry.

Other Public Smoking Restrictions That Affect Youth

Smoking or tobacco use by minors (as opposed to the selling of tobacco products to minors) is prohibited by at least 21 states (USDHHS 1992b). In general, these laws are remnants of a previous era of smoking restrictions; for example, the Minnesota law dates back to the early 1900s (Minnesota Statutes Annotated 1987). Such laws are rarely enforced except when young people congregating to smoke constitute a nuisance.

Few smoking restrictions, other than school policies, are adopted specifically because of their effect on children. Major exceptions include restrictions on smoking in daycare facilities and restrictions on smoking by minors. In August 1992, legislation was introduced by U.S. Representative Richard Durbin and U.S. Senator Frank Lautenberg that would require federally funded programs to establish a nonsmoking policy wherever they provide direct services to children under age five (U.S. Congress 1992).

Restrictions on daycare facilities in particular are important because it has been estimated that in 1988, 13 percent of U.S. children aged five years and younger

(about 2.8 million) were being regularly cared for by a nonrelative in a home or facility other than the child's home (Dawson and Cain 1990). As of July 1992, 40 states restricted smoking to some extent in child daycare facilities, but only Alaska, Arkansas, Michigan, and Minnesota required at least one category of daycare facility to be smoke-free indoors (Coalition on Smoking OR Health 1992; Nelson, Sacks, Addiss 1993). In Minnesota, however, these laws apply only to licensed daycare centers and do not extend to licensed or unlicensed family daycare homes. In a 1990 national survey of licensed daycare centers, nearly 55 percent of centers reported that they were smoke-free indoors only; another 26 percent were smoke-free indoors and outdoors (Nelson, Sacks, Addiss 1993). Other public smoking restrictions are relevant to children because young people frequent specific locations and are influenced either directly by a law or policy, or indirectly by the norms of these institutions, including sports facilities, restaurants, and shopping malls.

Smoke-free sports facilities help break the connection between tobacco and sports that has been fostered by the tobacco industry (see "Public Entertainment" in Chapter 5). The directors of many university and professional-league stadiums and arenas have voluntarily made their facilities smoke-free. These facilities include Oriole Park at Camden Yards in Baltimore, Maryland; Tiger Stadium in Detroit, Michigan; the Hubert H. Humphrey Metrodome in Minneapolis, Minnesota; Texas Stadium in Irving, Texas; and basketball arenas in Phoenix, Arizona; Salt Lake City, Utah; and Minneapolis, Minnesota (Americans for Nonsmokers' Rights 1992a, b, c). At least 23 states restrict smoking in gymnasiums or arenas as part of their legislation for clean indoor air (Coalition on Smoking OR Health 1992).

Restaurants are among the most frequented public facilities in the United States, and some restaurants make specific marketing appeals to children or adolescents (Simonich 1991). By 1989, 44 states had included some restrictions on smoking in restaurants, and 51 percent of cities with a population of 25,000 or greater had passed local ordinances restricting smoking in restaurants (Coalition on Smoking OR Health 1992; Rigotti and Pashos 1991; Americans for Nonsmokers' Rights 1992a). The 1992 publication of the Environmental Protection Agency's findings on the effects of environmental tobacco smoke on children have led to calls for fast-food restaurants to eliminate their smoking sections (Melamed 1992; Action on Smoking and Health 1992); several have responded with pilot programs.

A new ordinance (effective since June 1992) that prohibits smoking in enclosed private malls in Howard County, Maryland, is believed to be the first of its kind in the United States (SmokeFree Educational Services, Inc. 1992). However, in Minnesota and elsewhere, a number

of malls have recently voluntarily adopted smoke-free policies (O'Brien 1991). Maine, New York, and Washington State specifically mention shopping centers in their legislation for clean indoor air (Coalition on Smoking OR Health 1992). As public places, shopping malls should be subject to existing state and local restrictions on smoking in public places, but the extent to which such laws are enforced for these facilities is unknown.

Effect of Smoking Restrictions on Adolescent Tobacco Use

Rigotti and Pashos (1991) concluded that an inverse relationship exists between smoking restrictions and smoking rates; the direction of causality, if any, between smoking rates and smoking restrictions could not be determined from the evidence available. Additional evidence is provided by two recent econometric studies. Simonich (1991) modeled actual cigarette consumption per capita for ages 14 and older as a function of price, income, advertising, and product differentiation; the model also included the nicotine content of cigarettes. The data set consisted of quarterly per capita consumption from 1959 through 1983. Simonich (1991) concluded that each time the proportion of all smokers in the United States who lived in states with smoking restrictions on restaurants or workplaces increased by 10 percent, the consumption of cigarettes would decrease by 6.5 percent. A study by Wasserman et al. (1991) specifically examined teenage cigarette smoking. Smoking data from the Second National Health and Nutrition Examination Survey were used to determine cigarette consumption. A state regulation index was constructed that was similar to one described in the Surgeon General's 1986 report on smoking and health (USDHHS 1986a). Teenage cigarette demand was modeled using price, the regulation index, and a series of covariates. These analyses showed that restrictive smoking regulations have a significant effect on teenage cigarette consumption; in fact, the effect is stronger for teenagers than for adults. The authors estimated that if the average score on the regulation index were to increase to the highest level (smoking restricted in private worksites), teenage cigarette consumption would decline by 41 percent. These researchers concluded from data on smoking prevalence that smoking regulations are most effective in preventing teenagers from starting to smoke, rather than in reducing their consumption.

Restrictions on Minors' Access to Tobacco

Introduction

Reducing the availability of tobacco to minors is important for a number of reasons. Making tobacco

more difficult to obtain makes it less likely that young persons experimenting with smoking will graduate to addiction. Adding legal sanctions to the purchase of tobacco will deter those young persons who are unwilling to break laws to obtain tobacco and will add to the perceived social unacceptability of tobacco use. Two cross-sectional studies provide preliminary evidence that suggests a negative relationship between tobacco access and tobacco use among young people (Jason et al. 1991; DiFranza, Carlson, Caisse 1992). Controlling the sale of tobacco to minors emphasizes the dangerous nature of tobacco products and places tobacco appropriately in the category of regulated products. These measures also reinforce and support the messages about tobacco that young people receive in school and other settings.

Tobacco Sources for Youth

When tobacco access laws are not enforced, young people purchase cigarettes from all available sources. Nearly all teen smokers have purchased a pack of cigarettes at least once (Gallup Organization 1993). The majority of minors who smoke purchase their own cigarettes. Small stores and gas stations are the major source of cigarettes for underage buyers; vending machines are more popular among the youngest adolescents; and the majority of adolescents who have never smoked believe it would be easy for them to buy cigarettes (Forster, Klepp, Jeffery 1989; Nova Scotia Council on Smoking and Health 1991; CDC 1992b; Gallup Organization 1993).

Vending machines provide an easy, if comparatively expensive, source of tobacco for young people. Tobacco industry figures show that in 1988, vending machines sales accounted for only 4 to 8 percent of all cigarettes sold, but young people tend to use vending machines more often than the general smoking public (National Automatic Merchandising Association 1989). Vending machines were either often or sometimes used by 38 percent of ninth-grade daily smokers in the COMMIT survey (Cummings et al. 1992). In a Minnesota survey, 53 percent of 10th-graders who were weekly smokers reported that vending machines were a major source of their cigarettes (Forster, Klepp, Jeffery 1989). In the TAPS, vending machines were either often or sometimes used by 20 percent of 12- through 15-year-old smokers but by only 12 percent of 16- and 17-year-olds (15 percent overall) (CDC 1992b). Vending machines were also used more frequently by younger smokers in a mall-intercept survey (conducted for the vending machine association) of 1,015 smokers aged 13 through 17 (National Automatic Merchandising Association 1989); only 2 percent of the 17-year-old smokers used vending machines, whereas 22 percent of the 13-year-olds did so (Response Research, Inc. 1989). However, a survey of

Canadian children found that those over 15 years old were more likely than younger children to use vending machines (Nova Scotia Council on Smoking and Health 1991).

Adults can be a source of tobacco for some adolescents. In the COMMIT survey of ninth-grade smokers, 17 percent indicated that they usually obtained their cigarettes from parents or other adults (Cummings et al. 1992). In a Canadian study, 25 percent of smokers aged 11 through 15 years had obtained tobacco from parents or guardians (Nova Scotia Council on Smoking and Health 1991). These figures do not discriminate between adults' intentionally supplying minors with tobacco and young persons' stealing cigarettes from adults.

Tobacco also may be obtained without purchase. In a survey of elementary and high school students in Chicago, 14 percent had received free tobacco samples on at least one occasion (Davis and Jason 1988). In a survey of 1,692 Georgia students in grades 7 through 12, about 5 percent of the students reported shoplifting cigarettes in the preceding 12 months (Cox, Cox, Moschis 1990).

Studies of Young People's Access to Tobacco

Since 1987, 13 studies have examined the degree to which minors could purchase cigarettes from retail establishments. Eight of those studies investigated purchases from vending machines as well as purchases from over-the-counter outlets; one additional study investigated sales through vending machines only.

In the 13 over-the-counter studies, illegal sales to minors ranged from a low of 32 percent in Kansas to a high of 87 percent in both South Dakota and Oregon; the approximate weighted-average was 67 percent across all studies (Table 8). The 13 studies indicated that minors' ability to purchase cigarettes is a function of the young people's gender and actual or perceived age, the statutory age of legal sale, and the community's previous enforcement activities. Although the range of noncompliance to age laws is wide, the majority of minors were able to buy cigarettes in all studies except those conducted in Kansas (32 percent were able to buy) and Missouri (46 percent were able to buy). Similar rates of noncompliance have been observed for smokeless tobacco use in one recent study (CDC 1993).

Of the nine studies that examined vending machine sales, illegal sales ranged from 82 to 100 percent; the approximate weighted-average rate of illegal sales was 88 percent (Table 9). Besides providing baseline data, six of the 13 over-the-counter studies and five of the nine vending machine studies also evaluated the effectiveness of various enforcement strategies. The majority of studies had a significant impact on minors' ability to

purchase cigarettes: the ability to buy decreased from a minimal reduction of 14 percent during six months following an educational program, to a maximum reduction of 93 percent during 18 months following a program of "stings," licensing, and fines (Table 8). Although an average rate of reduction (relative change) is difficult to calculate precisely, various enforcement strategies appear able to reduce the rate of illegal over-the-counter sales from 20 to 40 percent in less than a year.

Of the five studies that evaluated the effectiveness of restrictions on the sale of cigarettes through vending machines, the results are less clear (Table 9). In some instances, educational programs coupled with licensing and fines resulted in reductions in sales, while in other cases these tactics had no effect. In Minnesota, some success followed the passage of a local ordinance requiring locking devices that must be inactivated by an employee before a purchase can be made through a vending machine; results were more significant, however, when vending machines were entirely banned.

State and Local Laws Regarding Tobacco Distribution to Minors

A number of state and local laws legally restrict minors' access to tobacco, and legislative activity in this area is increasing (CDC 1991b; Coalition on Smoking OR Health 1992). All 50 states and the District of Columbia have adopted a minimum age of 18 for the sale of tobacco. Only Virginia does not also restrict the distribution of samples of tobacco products. Thirty-one states require vendors to have a license to sell tobacco products; 14 of these will revoke such license as a penalty for noncompliance, and only eight actually provide for an enforcer (USDHHS 1992b).

Over the past three years, cigarette sales through vending machines have been targeted as sources of tobacco for young people. Vending machines suggest a universal availability of cigarettes in our society, and their presence may discourage merchants from making efforts to control over-the-counter cigarette sales to minors. Because vending machines are self-service, it is difficult to attach responsibility and liability to a particular individual for illegal sales to minors from vending machines, and employees may not feel the same responsibility they might for over-the-counter sales.

Twenty-one states and Washington, D.C., have passed laws restricting vending machine sales (USDHHS 1992b). A rapidly growing number of cities have restricted this method of sale, and at least 30 cities in Minnesota, New York, California, Maryland, New Jersey, and Louisiana have totally banned cigarette vending machines (Coalition on Smoking OR Health 1992). Much of this activity has occurred since October 1989, when

Table 8. Published studies examining over-the-counter cigarette sales to minors, United States, 1989-1993

Study and location	Number of stores or attempts	Baseline sales rate (%)	Follow-up sales rate (%)	Relative reduction in successful tries by minors (%)	Time period
Altman et al. (1989) California	412	74	39	-47	6 months
Skretny et al. (1990) New York	62 intervention, 58 control	NA NA	77 86	-10*	2 weeks
Feighery, Altman, Shaffer (1991) California	approx. 169 (see comment)	72	62 21	-14 -71	6 months 11 months
Jason et al. (1991) Illinois	20-30	60-70	36 3	-40 -93	3 months 18 months
Altman et al. (1991) California	97	76	59	-22	12 months
Forster, Hourigan, McGovern (1992) Minnesota	301	53	38	-28	3 months
DiFranza et al. (1987) Massachusetts	93	63	NA	NA	NA
Nelson, Marso, Roby (1989) South Dakota	30	87	NA	NA	NA
Thomson and Toffler (1990) Oregon	66	87	NA	NA	NA
Centers for Disease Control [CDC], (1990) Colorado	97	55	NA	NA	NA
Hoppock and Houston (1990) Kansas	67	32	NA	NA	NA
CDC (1993) Missouri	89	46	NA	NA	NA
CDC (1993) Texas	94	63	NA	NA	NA

*Not statistically significant.

*NA = Not available.

Enforcement method	Comments
Community education, direct education of merchants, contact with management of chains/franchises	Minors' ages: 14-16; minimum legal age was 18
Intervention stores were mailed an informational packet and a supply of warning signs containing that state's required wording prohibiting tobacco sales to persons under 18	Minors' ages: 14-16; 40% of intervention stores and none of control stores posted warning signs, but no effect on sales rate was observed
Educational program (6 months); "sting" operations, citations, media publicity (after 5 more months)	Minors' ages: 14-16; minimum legal age was 18; stores visited varied between preintervention and post-intervention samples
Quarterly "stings," license suspension, fines of up to \$500	Minors' ages: 12 and 13; all stores in local area visited before and after passage of local ordinance; proportion of local junior high school students reporting they were "regular smokers" decreased from 16% to 5%
None after initial educational campaign reported above (Altman et al. 1989)	Minors' ages: 14-16; minimum legal age was 18; study illustrates recidivism without continued enforcement
None, other than publicity surrounding new state law that increased penalties for sales to minors	Minors' ages: 12-15; minimum legal age was 18; all outlets visited multiple times by different minors; rates averaged
None, baseline study only	Minors' age: 11; minimum legal age was 18
None, baseline study only	Minors' ages: 10-13; no minimum legal age in effect
None, baseline study only	Minors' ages: 11-17; minimum legal age was 18
None, baseline study only	Minors' ages: 9-17; minimum legal age was 18
None, baseline study only	Minors' ages: 12 and 15
None, baseline study only	Minors' ages: 13-14; no law in effect, but new law making 18 the minimum age recently passed
None, baseline study only	Minors' ages 14-17; minimum legal age was 18

Table 9. Published studies examining vending machine sales to minors, United States, 1989-1992

Study and location	Number of machines or attempts	Baseline sales rate (%)	Follow-up sales rate (%)	Relative reduction in purchases by minors (%)	Time period
Altman et al. (1989) California	30	100	100	NS*	6 months
Jason et al. (1991) Illinois	3-6	100	50 0	-50 -100	1 month 12 months
Feighery, Altman, Shaffer (1991) California	25	84	93 83	NS NS	6 months 11 months
Forster, Hourigan, McGovern (1992) Minnesota	79	82	80	NS	3 months
Forster, Hourigan, Kelder (1992) Minnesota	77	86	30 48	-65 -44	6 months 12 months
DiFranza et al. (1987) Massachusetts	6	86	NA [†]	NA	NA
Thomson and Toffler (1990) Oregon	10	100	NA	NA	NA
Hoppock and Houston (1990) Kansas	10	100	NA	NA	NA
Centers for Disease Control (1990) Colorado	24	100	NA	NA	NA

*NS = Not significant.

†NA = Not available.

Enforcement methods	Comments
Community education, direct education of merchants, contact with management of chains/franchises	Minors' ages: 14-16; minimum legal age was 18
Letters to merchants, quarterly "stings," license suspension, fines up to \$500	Minors' ages: 12 and 13; all machines in local area visited before and after passage of local ordinance
Educational program (6 months); "sting" operations, citations, media publicity (7-11 months)	Minors' ages: 14-16; minimum legal age was 18
None, other than publicity surrounding new state law that increased penalties for sales to minors	Minors' ages: 12-15; minimum legal age was 18; all outlets visited multiple times by different minors; rates averaged
None, other than new local ordinance requiring installation of locking devices on vending machines	Minors' age: 15; at 1 year, 30% of machines were still out of compliance with the locking device law, 91% of machines without and 39% of machines with locking devices sold to a minor at 1-year follow-up
None, baseline study only	Minors' age: 11; minimum legal age was 18
None, baseline study only	Minors' ages: 11-17; minimum legal age was 18
None, baseline study only	Minors' ages: 12 and 15
None, baseline study only	Minors' ages: 9-17; minimum legal age was 18

White Bear Lake, Minnesota, became the first city to abolish cigarette vending machines (Forster, Hourigan, Weigum 1990). Unfortunately, state legislation condoned by the tobacco industry in Iowa, Oregon, and Wisconsin includes a preemption prohibiting local governments from adopting more restrictive laws, thus ending community control over vending machine restrictions in these states.

The policies that cities and states have adopted to restrict cigarette vending machines, short of a total ban, include making simple requirements about placing the machines in view of an employee, restricting the machines to certain types of businesses or private facilities, requiring locking devices on the machines, or making policies that combine these regulations (Forster, Hourigan, Weigum 1990). Little is known about the effectiveness of these policies. A recent evaluation of a Saint Paul, Minnesota, ordinance that requires locking devices on all cigarette vending machines showed that purchase success was reduced from 86 percent before the law took effect to 19 percent three months later at locations where the locking devices were in place (Forster, Hourigan, Kelder 1992). However, 34 percent of the locations had not installed locking devices at three months; at one year, 30 percent still had not done so.

Laws that prohibit minors from purchasing or possessing tobacco—instead of laws that only prohibit merchants from selling tobacco to minors—have been adopted by a few states. The tobacco industry has actively supported these laws, which have been criticized by some health professionals as the industry's attempt to deflect responsibility for illegal sales from the merchants and the tobacco industry onto the children (DiFranza 1992b; Carol 1992). Laws prohibiting minors' possession of tobacco should be addressed only after effective regulation and enforcement at the retail level are in place.

Enforcement of Tobacco-Distribution Laws

Enforcement is important if laws that intend to restrict minors' access to tobacco are to be effective. A total ban on vending machine sales is clearly the easiest to enforce; more complicated, less restrictive laws require constant surveillance. In a 1990 study, the USDHHS, Office of Inspector General, found very few locations in the United States where state or local laws were being actively enforced (USDHHS 1992b). Results from preliminary cross-sectional studies in two communities that have evaluated compliance to tobacco-distribution laws suggest that the prevalence of tobacco use is reduced among youth in those communities (Jason et al. 1991; DiFranza, Carlson, Caisse 1992). However, more tightly controlled studies with biochemical confirmation of self-reported smoking status are needed to confirm this preliminary finding. A

reduction in the availability of tobacco products to minors can reasonably be expected only if retailers are licensed and random unannounced inspections are conducted frequently. In some jurisdictions, licensing fees are used to hire health inspectors needed to ensure enforcement (DiFranza 1992b).

As discussed earlier in this chapter, Section 1926 of the ADAMHA Reorganization Act (Public Law 102-321), commonly called the Synar amendment, stipulates that to receive the full complement of block grant funding for treating and preventing substance abuse, states must enforce laws prohibiting the sale and distribution of tobacco products to persons under the age of 18. From fiscal year 1994 through fiscal year 1996, states must demonstrate success in reducing the availability of tobacco products to children under 18. These statutory provisions will provide significant new leverage for increased enforcement of laws to reduce sales of tobacco products to youth.

Voluntary Compliance with Age-at-Sale Laws for Tobacco

Numerous attempts have been made to encourage merchants to comply voluntarily (i.e., in the absence of enforcement) with laws prohibiting sales to minors (Altman et al. 1989; Skretny et al. 1990; Feighery, Altman, Shaffer 1991). The most effective of these approaches was a program that managed to reduce the rate of successful tobacco purchases by minors from 74 to 39 percent (Altman et al. 1989), although about half of this improvement had disappeared within a year (Altman et al. 1991). The program had no effect on illegal sales from vending machines; 100 percent of these attempts were successful.

Recently, representatives of 91 regional and corporate headquarters of U.S. tobacco companies were interviewed about their beliefs, attitudes, knowledge, and practices regarding young people's access to tobacco (Altman et al. 1992). These individuals expressed at least moderate support for policies limiting teenage access to tobacco. Respondents' estimates of the frequency of sales to minors were far below the rates reported in studies that arranged for youth to try making tobacco purchases. Spokespersons from most companies reported having policies in place to prevent tobacco sales to minors; however, only about half of these representatives could state the legal age of tobacco sale in the state in which they lived.

At least one corporation, SuperAmerica, has demonstrated that internal programs to reduce cigarette sales to minors can be effective if accompanied by consistent surveillance. In response to an increase in the penalty for the sale of cigarettes to minors in Minnesota and to

convince all employees that the company did not want an illegal sale, SuperAmerica initiated a comprehensive companywide effort among its 670 stores across the nation to eliminate tobacco sales to minors (Hardman 1992). The company developed training materials, including a training video, that address key aspects of tobacco and alcohol sales. These materials cover product definitions, legal age for purchase, instructions on when and how to ask for identification, acceptable forms of identification, detection of false identification, instructions on when and how to refuse a sale, and the consequences of making an illegal sale. All employees—from managers to sales clerks—view the videotape, take a quiz on the contents, and sign a statement that they will adhere to company policies and procedures as a condition of employment. Printed guidelines, such as a booklet that shows samples of driver's licenses from all 50 states, are distributed to employees. In at least one division, area managers and company auditors have conducted up to three surveillance operations per month. Through ongoing educational efforts, rewards for compliant employees, and warnings or possible dismissal for repeatedly noncompliant employees, the company reports achieving approximately 90 percent compliance in their operations. Though the program has not been independently evaluated, it appears to be successful, has drawn significant public attention, and is attracting the interest of other businesses.

The It's the Law program, introduced by the Tobacco Institute in December 1990, is an educational campaign intended to discourage those who are underage from purchasing tobacco products and to help curb youth access to cigarettes through aggressive work with the retail community and by supporting new state laws (Tobacco Institute 1990a). The program consists of window decals, buttons, and a packet of educational materials for merchants. In a February 1992 letter to state governors, the Tobacco Institute stated that "over one million pieces of program materials have been distributed to thousands of retail outlets across the country" (Chilcote 1992, p. 2). The materials closely resemble those distributed by health officials and tobacco-control professionals in many communities. One version of the materials displayed a hand holding a lit cigarette with the text, "It's the law/You must be 18 (19) to buy tobacco products." This text, however, seems to suggest that it is illegal for minors to purchase tobacco, whereas in most states it is only illegal for merchants to sell tobacco to minors (Choi, Novotny, Thimis 1992). This inaccuracy is not a minor point; parents misinterpreting these decals may be reluctant to report a merchant who has sold tobacco to their child if they mistakenly believe their child has violated the law (SmokeFree Pennsylvania 1991).

During the summer of 1991, an experiment was conducted to determine the efficacy of the It's the Law program (DiFranza and Brown 1992). Teenagers 13 through 16 years old attempted purchases of tobacco from 156 retailers in Massachusetts. Only seven of the retailers were participating in the It's the Law program. Six of the seven participating retailers (86 percent) proved willing to illegally sell tobacco to the teenagers; 131 of 149 (88 percent) nonparticipating retailers proved willing to make such sales.

Model Laws to Restrict Distribution of Tobacco to Minors

Former Secretary of Health and Human Services Louis W. Sullivan, M.D., proposed to all states a Model Sale of Tobacco Products to Minors Control Act that contains the following provisions (PHS 1990):

- *Institute 19 years as the minimum age for legal tobacco sales.* One rationale for a minimum age of 19 is that many high school seniors are 18 years of age. Setting the minimum age at 19 would help keep tobacco out of high schools. Further raising the age to 21 would provide a parallel with alcohol laws and would facilitate the enforcement of both laws, since one system could be set up to enforce both laws.
- *Create a tobacco-sales licensing system similar to that used for alcoholic beverages.* Without a licensing system, health and law enforcement officials have no control over who sells tobacco. A licensing system provides enforcement officials with a list of retailers, thus facilitating educational and enforcement activities. Applicants for tobacco licenses could be required to pass a written examination (analogous to those required for a driver's license) to ensure that these vendors understand their legal responsibilities.
- *Establish a graduated schedule of penalties for illegal sales.* These penalties should include suspension or revocation of a retailer's license to sell tobacco because of repeated violations of the age-at-sale law.
- *Place primary responsibility for enforcement with a designated state agency; local law enforcement and public health officials should also participate and have input.* A comprehensive enforcement program can be funded, without increasing the tax burden, through the sale of tobacco retail licenses (Davis 1991; DiFranza 1992b). An additional source of revenue is the state excise tax on tobacco, especially that portion derived from illegal sales to minors. Several authors have called for an "illegal profits tax" to be levied on the profit that tobacco companies realize from the illegal sale of their products to minors (Slade 1988; DiFranza and Tye

1990; Cummings, Pechacek, Sciandra 1992; Glantz 1993).

- *Use civil penalties and local courts to assess fines.* Attempts to enforce access laws through criminal proceedings have proved troublesome. Police officials are reluctant to prosecute because it is time consuming and costly (USDHHS 1992b). Judges are reluctant to burden offenders with a criminal record for selling tobacco to minors and are more apt to suspend sentences or issue warnings with no fines (Feighery, Altman, Shaffer 1991). Civil enforcement allows violations to be handled through a ticketing or administrative mechanism and avoids the need for court hearings (Jason et al. 1991). Local health departments could provide such enforcement, similar to their role in performing restaurant inspections (Davis 1991).
- *Ban cigarette vending machines.* As discussed above, less restrictive measures against vending machine sales have been shown to be less effective than stronger measures in preventing tobacco sales to minors.

Additional features recommended for model laws include requiring that retailers post highly prominent

signs detailing that the law (for example) requires that tobacco be sold from behind the checkout counter, bans the sale of individual cigarettes and the distribution of free samples of tobacco products, and bans the distribution of tobacco through the mail (DiFranza 1992a).

A recent study (Choi, Novotny, Thimis 1992) analyzed the adequacy of state laws restricting minors' access to tobacco (Table 10). The study found that no states are meeting all the criteria set by the former Secretary of Health and Human Services. Only New Hampshire, Massachusetts, New Jersey, and Utah meet even moderate standards, and the majority of states have only basic protection against providing tobacco to minors.

As was discussed earlier in this chapter, as part of the ADAMHA Reorganization Act (Public Law 102-321), the sale and distribution of tobacco products to anyone under the age of 18 is to be banned in all states by October 1, 1993. A recent report that updates the data of Choi, Novotny, and Thimis (1992) examines the extent to which states have adopted and enforced youth access laws (USDHHS 1992b). All 50 states and the District of Columbia now ban the sale of tobacco to persons under the age of 18. Only Florida and Vermont, however, are

Table 10. Types of laws used by states to restrict minors' access to tobacco

Category	Number of states	Regulations
None	4	No restrictions on the sale of cigarettes or other tobacco products to minors
Nominal	5	Law banning the sale of tobacco to minors below a minimum age
Basic	38*	Law banning the sale of tobacco to minors aged < 18 years Penalties (fines) for the sale or distribution of tobacco products to minors
Moderate	4	Basic regulations, plus the following: Signs at points-of-sale warning about the illegality of the sale of tobacco products to minors; requirement of a state-issued retail tobacco license
Comprehensive	0	Moderate regulations, plus the following: Ban on all distribution of tobacco samples and coupons for free samples; commitment of resources for enforcement through license fees; no preemption clause prohibiting local communities from passing more restrictive minors' access laws; exemption for "sting" operations conducted at the local level

Source: Choi, Novotny, Thimis (1992).

*Includes the District of Columbia.

enforcing their laws through their liquor control agencies (USDHHS 1992b). Low priority by police and the lack of a designated enforcer were seen as obstacles to enforcing youth access laws.

Warning Labels on Tobacco Products

Introduction

For this report, the term "labeling" refers to the provision of health-related information on packages and in advertising. Package warning labels can include either brief statements printed directly on tobacco packages or more detailed information placed on package inserts, similar to the requirements for pharmaceutical products.

History of Warning Labels on Tobacco Products

Shortly after the Surgeon General released the 1964 report of the Advisory Committee on Smoking and Health (PHS 1964), the Federal Trade Commission (FTC) proposed three administrative rules that would have required health warnings on cigarette packages and advertisements and imposed certain restrictions on cigarette advertising (FTC 1964a). In part, the FTC proposed that every cigarette advertisement and every pack, box, carton, and other container in which cigarettes were sold to the public carry one of the following warnings:

CAUTION—CIGARETTE SMOKING IS A HEALTH HAZARD: The Surgeon General's Advisory Committee on Smoking and Health has found that cigarette smoking contributes substantially to mortality from certain specific diseases and to the overall death rate.

CAUTION: Cigarette smoking is dangerous to health. It may cause death from cancer and other diseases.

In preparing its final ruling, published in June 1964 after a six-month comment period, the FTC found that cigarette advertisements were false and deceptive because they failed to disclose known health hazards (FTC 1964b). The ruling therefore required all cigarette advertising and every container in which cigarettes were sold to consumers to disclose prominently that cigarette smoking is dangerous and may cause death from cancer and other diseases. However, the final rule left the specific wording of the warning to the discretion of the tobacco manufacturers.

The Federal Cigarette Labeling and Advertising Act of 1965 (Public Law 89-92) preempted the FTC regulation before its scheduled enactment date. This legislation, the first federal statute to enact labeling requirements for tobacco products, marks one of the earliest efforts of the federal government to warn the public about the health

risks of smoking (see Table 11). However, the provisions of the Cigarette Labeling and Advertising Act were generally less stringent than the FTC regulations they replaced. For example, the act required that all cigarette packages contain the following health warning:

CAUTION: Cigarette Smoking May Be Hazardous to Your Health.

This statutory warning was weaker than the earlier proposed FTC warning in that it did not specifically mention the risk of death from cancer and other diseases. Further, whereas the FTC would have required warning disclosures on product advertisements, the Federal Cigarette Labeling and Advertising Act temporarily (through June 1969) prohibited any governmental body (including federal regulatory agencies, such as the FTC) or individual state from requiring a health warning in cigarette advertising. The Federal Cigarette Labeling and Advertising Act also prohibited any health warning on cigarette packages other than the statement required by the act itself.

On the other hand, the act required the FTC to transmit an annual report to Congress describing the effectiveness of cigarette labeling, discussing current cigarette advertising and promotional practices, and making recommendations for legislation. In its first report to Congress (FTC 1967), the FTC recommended extending the health warning to cigarette advertisements and strengthening the wording:

WARNING: Cigarette Smoking Is Hazardous to Health and May Cause Death from Cancer and Other Diseases.

In mid-1969, just before the expiration of the congressionally imposed temporary restrictions on its actions, the FTC proposed a rule that would have required all cigarette advertising "to disclose, clearly and prominently—that cigarette smoking is dangerous to health and may cause death from cancer, coronary heart disease, chronic bronchitis, pulmonary emphysema, and other diseases" (FTC 1969a).

The subsequent Public Health Cigarette Smoking Act of 1969 (Public Law 91-222) banned cigarette advertising on television and radio after January 1, 1971, and strengthened the package warning label (effective November 1970) to read as follows:

WARNING: The Surgeon General Has Determined That Cigarette Smoking Is Hazardous to Your Health.

Nonetheless, the labeling provisions of this law, like the Federal Cigarette Labeling and Advertising Act before it, were substantially less stringent than the FTC regulations they preempted. Furthermore, the statutory language of the act continued to omit specific references to the risks and

Table 11. Major legislation related to information and education about tobacco and health in the United States, 1965-1986

Law	Date	Labeling requirements
Federal Cigarette Labeling and Advertising Act (Public Law 89-92)	1965	Required a health warning on cigarette packages Preempted other warnings on packages Temporarily preempted Federal Trade Commission (FTC) requirements of any health warning on cigarette advertisements
Public Health Cigarette Smoking Act (Public Law 91-222)	1969	Strengthened the health warning on cigarette packages Preempted other warnings on packages Temporarily preempted FTC requirement of any health warning on cigarette advertisements
Little Cigar Act (Public Law 93-109)	1973	None
Comprehensive Smoking Education Act (Public Law 98-474)	1984	Replaced the previous health warning on cigarette packages and advertisements* with a system requiring rotation of four specific health warnings Preempted other warnings on packages
Comprehensive Smokeless Tobacco Health Education Act (Public Law 99-252)	1986	Required the rotation of three health warnings on smokeless tobacco packages and advertisements (in circle-and-arrow format on advertisements) Preempted any other health warning on smokeless tobacco packages or advertisements (except billboards)

Source: U.S. Department of Health and Human Services (1989).

*In 1972, an FTC consent order extended the requirement for a health warning on cigarette packages to include cigarette advertisements.

Advertising requirements	Congressional reporting requirements	Other stipulations
	Annual report to Congress on health consequences of smoking (U.S. Department of Health, Education, and Welfare [USDHEW])	None
	Annual report to Congress on cigarette labeling and advertising (FTC)	
Prohibited cigarette advertising on television and radio; preempted any state or local requirement or prohibition based on smoking and health with respect to cigarette advertising or promotion	Annual report to Congress on health consequences of smoking (USDHEW)	None
	Annual report to Congress on cigarette labeling and advertising (FTC)	
Extended broadcast ban on cigarette advertising to "little cigars"		None
None	Biennial status report to Congress on smoking and health (U.S. Department of Health and Human Services [USDHHS])	Created the Federal Interagency Committee on Smoking and Health (USDHHS)
		Cigarette industry must provide a confidential list of cigarette additives [†] (USDHHS)
Prohibited smokeless tobacco advertising on television and radio	Biennial status report to Congress on smokeless tobacco use (USDHHS)	Required public information campaign on health hazards of using smokeless tobacco [†] (USDHHS)
	Biennial report to Congress on smokeless tobacco sales, advertising, and marketing practices (FTC)	Smokeless tobacco companies must provide a confidential list of additives and a specification of nicotine content in smokeless tobacco products [†] (USDHHS)

[†]List of additives does not identify company or cigarette brand, no public disclosure of additives on packages or advertisements required, and no other public disclosure allowed.

[‡]No funds have been appropriated to carry out this campaign.

consequences of smoking and extended the preemption on requiring any additional health warning for cigarette packages. The FTC was again temporarily restricted (through June 1971) from issuing regulations that would require a health warning in cigarette advertising.

After the second congressional moratorium expired in late 1971, the FTC announced its intention to file complaints against cigarette companies for failure to warn in their advertising that smoking is dangerous to health. Negotiations among the companies and the FTC resulted on March 30, 1972, in consent orders requiring that all cigarette advertising "clearly and conspicuously" display the same warning required by Congress for cigarette packages (FTC 1981). That consent order specified the type size of the warning in newspaper, magazine, and other periodical advertisements of various dimensions; for billboard advertisements, the size of the lettering was specified in inches (FTC 1972).

In 1975, the U.S. government filed a complaint in the U.S. District Court for the District of Columbia against the cigarette companies for alleged violation of the consent order, including failure to display the health warning in some advertising, failure to display lettering of the specified size in billboard warnings, and failure to properly place the warning in some advertisements (FTC 1982). This action led to judgments in 1981 against the six major cigarette companies (U.S.A. v. Liggett et al. 1981; U.S.A. v. R.J. Reynolds 1981), in which the tobacco manufacturers were required to use larger lettering in the warnings displayed in billboard advertising. In 1981, the FTC also sent a staff report to Congress that concluded that the warning appearing on cigarette packages and in advertisements had become overexposed and "worn out" and was thus no longer effective (FTC 1981). The report pointed out that the existing warning was too abstract, generally difficult to remember, and not personally relevant. Further noting that a singular warning did not communicate sufficient information on the significant, specific risks of smoking, the report recommended changing the shape of the warning to a circle-and-arrow design (as is currently used in advertisements for smokeless tobacco products [see Figure 5]), increasing the size of the warning, and replacing the existing single warning with a rotational system of warnings.

Current Status of Warning Labels

The 1981 FTC staff report would eventually help prompt passage of the Comprehensive Smoking Education Act (Public Law 98-474), which became effective on October 12, 1984. Effective one year after being signed, this law required cigarette companies to rotate the following four warnings on all cigarette packages and in all cigarette advertisements:

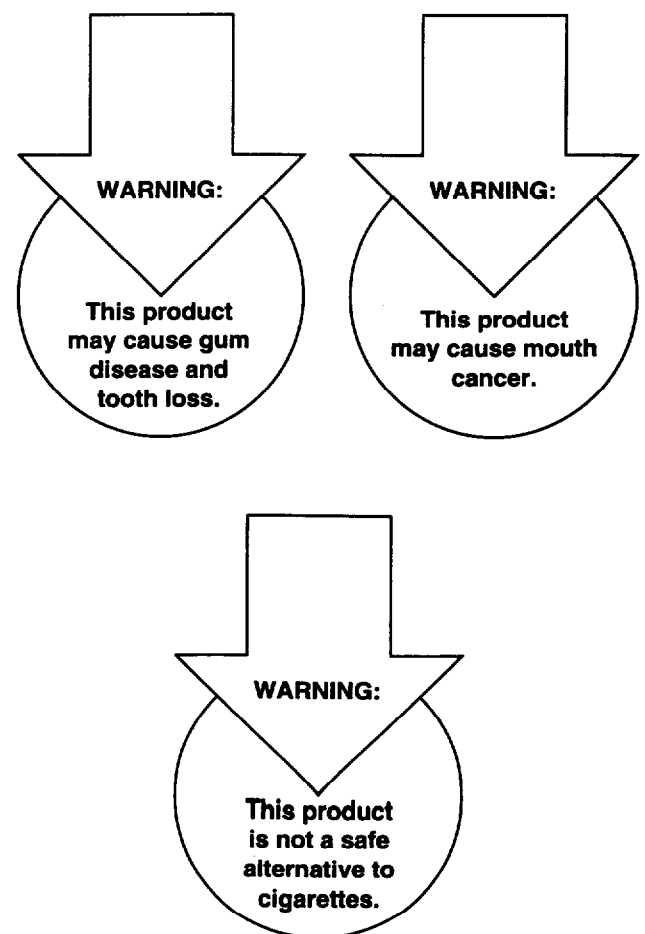
SURGEON GENERAL'S WARNING: Smoking Causes Lung Cancer, Heart Disease, Emphysema, and May Complicate Pregnancy.

SURGEON GENERAL'S WARNING: Quitting Smoking Now Greatly Reduces Serious Risks to Your Health.

SURGEON GENERAL'S WARNING: Smoking by Pregnant Women May Result in Fetal Injury, Premature Birth and Low Birth Weight.

SURGEON GENERAL'S WARNING: Cigarette Smoke Contains Carbon Monoxide.

Figure 5. Health warnings required for smokeless tobacco advertisements (except billboards)



Sources: U.S. Department of Health and Human Services (1989); Federal Trade Commission (1981).

These rotational warnings retained, however, the rectangular visual format that the FTC staff had recommended abandoning. The congressional warnings were also substantively more passive in their wording than those suggested by the FTC. For example, the FTC had proposed the following two warnings to caution consumers on the risks of smoking during pregnancy:

Smoking increases the risk of death of your unborn child.

Smoking increases the risk of spontaneous abortion and stillbirth.

In 1986, Congress extended requirements for warning labels to smokeless tobacco products by passing the Comprehensive Smokeless Tobacco Health Education Act (Public Law 99-252). This act requires tobacco manufacturers to display and regularly rotate the following three warnings on all smokeless tobacco packages and on all smokeless tobacco advertising (except billboards):

WARNING: This product may cause mouth cancer.

WARNING: This product may cause gum disease and tooth loss.

WARNING: This product is not a safe alternative to cigarettes.

The act stipulates that the warnings displayed in advertisements appear in the circle-and-arrow format (see Figure 5) that the FTC recommended in 1981 for cigarettes (FTC 1981). The act prohibits federal agencies as well as state or local jurisdictions from requiring any other health warnings on smokeless tobacco packages and advertisements. However, states are not preempted from enacting additional advertising restrictions.

Limitations of Warning Labels

An unintended consequence of the federally mandated warning disclosure concerns product liability (U.S. Congress 1989; Gostin, Brandt, Cleary 1991). Surgeon General Luther Terry enjoyed widespread support from the general public and the health community when he endorsed package warning labels during congressional testimony. Dr. Terry commented that "the public is awaiting these steps. Such warnings could materially increase public awareness of the health hazard by providing concrete evidence of governmental concern" (U.S. Congress 1965, p. 33). Yet no one publicly anticipated that the display of a federally mandated warning would eventually shield tobacco manufacturers from product liability. Ironically, the tobacco industry has thus far been insulated from lawsuits by legislation it has resisted steadfastly since 1965 (U.S. Congress 1965, 1983, 1989).

In 1989, Congress considered a bill (H.R. 4543) that addressed this unintended protection, but the bill has not been approved.

Although tobacco manufacturers are legally obligated to disclose health warnings on their product packaging and advertising, and although Congress has enacted legislation that has increased the size, number, and specificity of the warnings, these legal requirements have not been as restrictive as the FTC has recommended. Moreover, requirements for warning disclosures on promotional items (e.g., T-shirts, caps, key chains, lighters) and sponsorship logos (such as the Virginia Slims tennis tournament or the Winston Cup National Association for Stock Car Auto Racing [NASCAR] races) are noticeably absent from current legislation. Only the printed materials (such as catalogues and wrapping accompanying promotional items) are required to carry warning labels. Thus, despite the statutory ban on broadcast advertising, widespread corporate sponsorship of televised events enables even very young viewers to see cigarette brand names displayed with no health warning (Aitken, Leather, Squair 1986; Blum 1991). The tobacco industry spent nearly \$100 million on sports and sporting events in 1990, a more than 10 percent increase over the previous year (FTC 1992). Spending on public entertainment and promotional items has also increased dramatically. In contrast, spending on magazine advertisements, which do carry warning disclosures, decreased by more than \$52 million (14 percent) from 1989 to 1990.

Federal law regarding health warnings for tobacco products continues to preempt state actions, even on advertisements displayed solely within their jurisdiction (such as event sponsorship and billboard, mass transit, and point-of-sale advertising). The tobacco industry favors the preemption, arguing that to permit local action would "invite censorship" in violation of the First Amendment and would abandon "Congress' consistent 25-year policy of nationally uniform regulation" (U.S. Congress 1990, p. 80).

Effectiveness of Warning Labels

Warning labels have a well-established history of use with products associated with medical risks or dangerous potential consequences for users. Labeling information intended to inform consumers of relative risk and benefit is also provided on many consumer goods (for example, nutrition labeling on packaged foods and energy-consumption information on energy appliances). Research on consumer response to such labeling information has yielded mixed results (Beltramini 1988), yet two basic factors appear to influence the usefulness of such labels (USDHHS 1987b; Centre for Behavioural

Research in Cancer 1992). First, to have an impact on consumers, warning labels must be designed to take into account those factors that might influence consumer response (e.g., a consumer's previous experience with the product, previous knowledge of the risks associated with the product's use, and level of education or literacy). Second, the labels should be designed in an attention-demanding format, and the information they bear should be specific rather than general and written in clear, non-technical language.

As was noted before, the Federal Cigarette Labeling Act of 1965 (Public Law 89-92) mandated cigarette warning labels so that "the public may be adequately informed that cigarette smoking may be hazardous to health." However, more specific communications objectives were not defined by any of the subsequent legislation. Information provision is clearly distinct from information impact (Jacoby, Chestnut, Silberman 1977). Research indicates that merely placing a warning on a label or an advertisement is not sufficient for information processing (Beltramini 1988). One can generally infer that the goal of warning labels for cigarettes has been to increase public knowledge about the hazards of smoking, but without more specific goals it is difficult to evaluate whether the labels have had an impact on consumer decision-making or behavior. Moreover, it is unclear which "public" Congress intended to be "adequately informed." Is the public that segment of the general populace who currently smoke, that segment who could potentially begin to smoke (principally young people), or that portion of the public (principally adults) who have decided to try to quit smoking? Clearly, a warning can communicate effectively to one segment of the public without having an impact on the others.

Without clear objectives or operational definitions, no ready standards are available to evaluate the effects of warning labels; and although warning labels have been required since 1966, little had been reported about their effectiveness in meeting any objective (USDHHS 1987b). Currently, there are no controlled studies that permit definitive assessment of the independent impact of cigarette warning labels on knowledge, beliefs, attitudes, or smoking behavior. The few available empirical studies deal with the visibility of cigarette warnings in advertising and consistently indicate that the Surgeon General's warnings are given little attention or consideration by viewers. Research on package warning labels is even scarcer.

In a 1978 Starch Message Report survey, only 2 percent of adults exposed to cigarette ads in 24 different magazines read the Surgeon General's warning in those ads (FTC 1981). Similarly, a 1978 study for the Brown and Williamson Tobacco Company found that only 2 percent of the respondents read the entire warning in seven ads

for Kool cigarettes; the average time spent "examining" the warning was less than a second. In an advertising copy test conducted for the Liggett & Meyers Tobacco Company in 1976, no respondents read the entire warning (FTC 1981).

More recent studies suggest that little attention is paid to the post-1985 rotational warnings. To examine adolescent viewing of tobacco advertisements, Fischer et al. (1989) adapted the market research methodology of eye-tracking. A computer recorded eye movement as subjects viewed five different tobacco advertisements with no time constraints. The average viewing time of the warnings totaled only 8 percent of the total advertisement viewing time. These data further indicate that more than 40 percent of subjects did not even view the warning. An additional 20 percent looked at the warning but failed to actually read it. Given such strong evidence of negligible viewing and processing of warning labels, Fischer et al. (1989) concluded that existing warnings are unlikely to effectively counter the images of independence, romance, and fun inherent in tobacco advertising.

Evidence from other studies suggests that imagery draws attention away from the text of the warnings (Richards and Zakia 1981; Zerner 1986). The FTC suggested that cigarette companies were explicitly designing advertising to "divert or distract attention away from the health consequences of smoking" (FTC 1981, p. 2-2). Intentionally or not, the sheer volume of cigarette advertising, all of which attempts to incorporate the basic themes of product satisfaction, positive image associations, and risk minimization (Popper 1986), may overwhelm the health-promoting effect of warnings in advertisements (Schwartz 1986).

Research indicates that novel warning formats are more likely to capture viewer attention (Cohen and Srull 1980). The potential communications effectiveness of the more pointed post-1984 warnings may have been diminished with the retention of the original rectangular shape of the pre-1985 warnings (Bhalla and Lastovicka 1984). Similarly, although the shape of the warnings in smokeless tobacco advertisements may have been novel initially, the size and color of these warnings may now have a reduced effect (Popper and Murray 1989).

Some studies suggest that warning labels may not be readable in some advertising media. Davis and Kendrick (1989) found that under typical driving conditions, the average motorist could read an entire warning in about one-half of billboard advertisements on streets and in only 5 percent of billboard advertisements on highways. Stationary observers could not read the warnings in any of the transit advertisements studied. All warnings in the study were in compliance with the congressionally mandated FTC warning-size templates.

By contrast, subjects could almost always read the brand names and identify the advertisement's notable imagery.

Despite the negligible attention and poor readability reported across these studies, there is some evidence that consumers have moderate awareness of the current four warning messages. Using a warning recognition test (rather than a test of the prominence or strength of the message) to assess basic awareness and attention, Lieberman Research (unpublished data) found that one-half of smokers (but fewer than one-half of nonsmokers) were able to correctly recall one of the rotational warnings. Nearly all recalled the single pre-1985 warning. However, Fischer et al. (1989) obtained different results in their masked recall test with adolescents. After adolescents viewed a series of ads, the researchers covered up the advertisement headings, all specific references to cigarette brand names, and the Surgeon General's warning. Three-fourths of participants could identify the masked warning as a health message, but only 19 percent could recall even the general theme of the warning. These data may suggest that adolescents are generally aware of the presence of warning labels in tobacco ads but are far less informed than adults are of the specific health messages. Similarly low levels of warning recall among young adults were found for the smokeless tobacco warnings (Popper and Murray 1989).

Research in communication effectiveness (Day 1973) suggests that when viewers actually attend and read them, warnings do more than merely provide information. Warnings can also produce potentially affective and behavioral impacts (Beltramini 1988). Analyses of the wording and format of mandated health warnings have suggested reasons for the limited affective and behavioral impact that can occur even under optimal conditions of attention and processing. For example, use of any conditional words such as *can* and *may* can dramatically reduce the effect of the entire warning (Linthwaite 1985). Since two of the current rotational warnings include the word *may* (see Table 12), consumers may minimize the inherent health warnings of these messages (Dumas 1992). Furthermore, although the information presented in the current warnings is more detailed and more absolute than the pre-1985 single warning, it is also presented in a more impersonal manner. Readers may be more likely to believe, learn from, and act on warnings that are personally relevant than on warnings that are abstract and technical (Fishbein 1977).

Analysis of the general public's knowledge of the health risks of smoking could provide some evidence of the impact of warnings. Although such knowledge has clearly increased since 1966, when the first health warning label was required, the effect of the warnings cannot be isolated from a number of other information sources,

such as reports of the Surgeon General or reported research in the news (FTC 1974; Murphy 1980; USDHHS 1987a). Similarly, it is impossible to determine any independent effects of health warnings on aggregate cigarette sales (FTC 1967, 1969b) or to isolate the independent effects of advertising on those aggregate sales. Indeed, the two effects counter one another and therefore confound research. However, a recent and extensive discussion of the issues in the Australian publication *Health Warnings and Contents Labelling on Tobacco Products* reports formative data on providing more noticeable and informative labels to consumers and assembles a compendium of warnings worldwide (Centre for Behavioural Research in Cancer 1992).

Perhaps the most powerful indirect indicator of the effect of cigarette warnings is the number of smokers and consumers who remain unaware of the health risks of smoking. After a comprehensive review of studies on health-risk awareness, including publicly generated studies and those conducted by the tobacco industry, the FTC concluded that significant numbers of consumers and still higher numbers of smokers were unaware of even the most rudimentary risk information about smoking (FTC 1981). It was this lack of consumer awareness that led the FTC in 1981 to call for a larger and more attention-demanding format and for expanded (16 different) rotational warnings for cigarettes.

Effect of Tobacco Taxation

Introduction

Tobacco is taxed in a variety of ways by federal, state, and local government. The most important of these taxes are the federal and state excise taxes on cigarettes and the general state sales tax applied to tobacco products in most states. Historically, these taxes have been seen as an effective way to generate revenues, as with taxes on alcohol. However, in recent years, increased taxation of tobacco products has been supported as a public health measure aimed at discouraging smoking and other tobacco use.

History of Tobacco Taxation

Federal Tobacco Taxes

During the late eighteenth and early nineteenth centuries, the federal government experimented with excise taxes on tobacco products. However, because of opposition from both producers and consumers, the taxes imposed in 1794, 1812, 1816, and during the Civil War were repealed and finally reduced to one cent per pack. During the first half of the twentieth century, federal taxes were, as before the Civil War, increased to help

Table 12. Health warnings required on tobacco packages and advertisements in the United States, 1966–1993

Health warnings	Effective dates	Packages	Advertisements
Cigarettes			
CAUTION: Cigarette Smoking May Be Hazardous to Your Health.	January 1, 1966– October 31, 1970	X	
WARNING: The Surgeon General Has Determined That Cigarette Smoking Is Dangerous to Your Health.	November 1, 1970– October 11, 1985	X	
	March 30, 1972– October 11, 1985		X*
SURGEON GENERAL'S WARNING: Smoking Causes Lung Cancer, Heart Disease, Emphysema, and May Complicate Pregnancy.	October 12, 1985–present	X	X†
SURGEON GENERAL'S WARNING: Quitting Smoking Now Greatly Re- duces Serious Risks to Your Health.	October 12, 1985–present	X	X†
SURGEON GENERAL'S WARNING: Smoking by Pregnant Women May Result in Fetal Injury, Premature Birth and Low Birth Weight.	October 12, 1985–present	X	X†
SURGEON GENERAL'S WARNING: Cigarette Smoke Contains Carbon Monoxide.	October 12, 1985–present	X	X†
Smokeless tobacco			
WARNING: This product may cause mouth cancer.	February 27, 1987–present	X	X†
WARNING: This product may cause gum disease and tooth loss.	February 27, 1987–present	X	X†
WARNING: This product is not a safe alternative to cigarettes.	February 27, 1987–present	X	X†

Source: Federal Trade Commission (1981).

*Required by Federal Trade Commission consent order. All other warnings required by federal legislation.

†The four warnings mandated for cigarette advertisements on outdoor billboards are slightly shorter versions of the same messages.

‡The warnings on advertisements must appear in a circle-and-arrow format (see Figure 5). No warnings are required on outdoor billboards.

finance U.S. military involvement. The last of a series of increases took place on November 1, 1951, during the Korean War, when the tax was increased from seven to eight cents per pack. The tax remained at that level for the next 30 years.

Over the past decade, however, the federal tax on cigarettes has been increased significantly. These recent increases were motivated by a different goal—the need to raise revenues to deal with the increasing federal budget deficit. The first of these deficit-motivated increases occurred on March 1, 1983, as part of the Tax Equity and Fiscal Responsibility Act of 1982, when the tax was doubled to 16 cents per pack. This increase was intended as a temporary measure that would be repealed by October 1, 1985. However, after being extended several times, the doubling of the tax was made permanent in 1986.

As part of the Omnibus Budget Reconciliation Act of 1985, a tax of 24 cents per pound was levied on snuff, a tax of 8 cents per pound was imposed on chewing tobacco, and a tax of 45 cents per pound was applied to pipe tobacco. The Omnibus Budget Reconciliation Act of 1990 further increased federal taxes on cigarettes from 16 cents to 20 cents per pack on January 1, 1991; a scheduled additional increase of 4 cents per pack was levied on January 1, 1993. As of 1993, federal taxes on other tobacco products are 36 cents per pound for snuff, 12 cents for chewing tobacco, and 67.5 cents for pipe tobacco. This represents a tax of less than 3 cents per can of snuff or pouch of chew; the tax on a pack of cigarettes is 24 cents. Yet even though federal taxes on tobacco have increased recently, they have become a less important source of revenue for the federal government. In 1950, tobacco excise taxes accounted for 3.36 percent of all federal revenues; by 1989, they accounted for only 0.44 percent of revenues (Congressional Budget Office [CBO] 1990).

State and Local Tobacco Taxes

In 1921, Iowa became the first state to impose an excise tax on cigarettes, followed in 1923 by Georgia, South Carolina, South Dakota, and Utah. By the end of the 1920s, six additional states had enacted a cigarette excise tax. By 1940, more than half of all states levied taxes on cigarettes, and by 1950, only a handful of states were not imposing an excise tax. In 1969, North Carolina became the last state to enact an excise tax on cigarettes. As with the federal government, the imposition of, and increases in, state cigarette taxes have partly represented attempts to raise revenue rather than to lower smoking prevalence. Warner (1981) argues that this financial motive is especially clear in the history of excise taxes on cigarettes in the six major tobacco-producing states. The

average date when these states instituted a cigarette excise tax was 1939—one year earlier than the average for the remaining states, and many years before the widespread publicity on the health hazards of smoking. Just before the negative publicity, the average tax rate for these six states was 2.5 cents per pack, a figure only slightly less than the other states' average of 2.9 cents per pack. As is discussed later, the difference has increased greatly since then.

Some evidence suggests that state governments have recently used cigarette excise taxes as a major part of antismoking campaigns. This conclusion can be drawn from reviewing the number of increases in state excise tax rates after the mid-1950s release of the first scientific studies that linked smoking to poor health, and particularly after the 1964 release of the initial Surgeon General's report on smoking and health (PHS 1964). For instance, during the latter half of the 1950s, more than eight tax increases occurred per year among the states, whereas fewer than three per year occurred each year in the early 1950s. Similarly, in the year after the 1964 Surgeon General's report, there were a record 22 increases in state excise taxes on cigarettes.

The established pattern of tax increases continued during the period when the Fairness Doctrine permitted antismoking messages on television and radio, and again after the 1971 ban on television and radio advertising (Warner 1981). Moreover, as Warner (1981) notes, the once negligible difference between the tax rates in the tobacco-producing states and in the remaining states widened significantly over this period. This difference has continued to widen since 1981. By January 1, 1992, the average tax rate in the tobacco-producing states was 7 cents per pack, whereas the average tax rate in the remaining 44 states and Washington, D.C., was 26 cents per pack.

The active use of cigarette and other tobacco taxes to discourage tobacco use in some states and the relative inaction in others results in large differences in taxes and, consequently, in cigarette prices among states. For example, the cigarette excise tax ranges from less than 3 cents per pack in Virginia to 60 cents per pack in Hawaii (see Table 13). When local taxes are added, the differences become even larger in some locations. The differences in taxes and prices create incentives for the casual smuggling (i.e., involving relatively small quantities, generally for personal use) and organized smuggling (i.e., involving large quantities, generally for resale) of cigarettes from low-tax localities to high-tax localities and create incentives for other tax-evasion activities.

The relative ease of transporting cigarettes across localities has encouraged some people to profit from this activity (Advisory Commission on Intergovernmental Relations [ACIR] 1977, 1985). Although casual smuggling

Table 13. State* cigarette taxes, July 1, 1993

State	Excise tax rate (cents per 20-cigarette pack)	Sales tax [†] (cents per pack)	Total state tax (cents per pack)
Alabama	16.5	7	23.5
Alaska	29.0	0	29.0
Arizona	18.0	9	27.0
Arkansas	31.5	9	40.5
California	35.0	15	50.0
Colorado	20.0	0	20.0
Connecticut	47.0	12	59.0
Delaware	24.0	0	24.0
District of Columbia	65.0	13	78.0
Florida	33.9	12	45.9
Georgia	12.0	6	18.0
Hawaii	60.0	9	69.0
Idaho	18.0	9	27.0
Illinois	30.0	13	43.0
Indiana	15.5	9	24.5
Iowa	36.0	11	47.0
Kansas	24.0	9	33.0
Kentucky	3.0	9	12.0
Louisiana	20.0	8	28.0
Maine	37.0	11	48.0
Maryland	36.0	10	46.0
Massachusetts	51.0	9	60.0
Michigan	25.0	7	32.0
Minnesota	48.0	14	62.0
Mississippi	18.0	11	29.0
Missouri	13.0	7	20.0
Montana	19.3	0	19.3
Nebraska	34.0	9	43.0
Nevada	35.0	13	48.0
New Hampshire	25.0	0	25.0
New Jersey	40.0	12	52.0
New Mexico	21.0	9	30.0
New York	56.0	8	64.0
North Carolina	5.0	6	11.0
North Dakota	44.0	11	55.0
Ohio	24.0	8	32.0
Oklahoma	23.0	8	31.0
Oregon	28.0	0	28.0
Pennsylvania	31.0	11	42.0
Rhode Island	37.0	14	51.0
South Carolina	7.0	8	15.0
South Dakota	23.0	7	30.0
Tennessee	13.0	14	27.0
Texas	41.0	13	54.0
Utah	26.5	9	35.5
Vermont	20.0	9	29.0
Virginia	2.5	7	9.5
Washington	54.0	13	67.0
West Virginia	17.0	10	27.0
Wisconsin	38.0	10	48.0
Wyoming	12.0	0	12.0

Sources: Tobacco Institute (1992); Action on Smoking and Health (1993).

*Includes the District of Columbia.

†Sales tax information is for November 1, 1992.

had long been a problem, states reported that organized smuggling increased significantly after the tax increases of the mid- to late-1960s. Some states were discouraged from adding further taxes that would motivate increased smuggling and result in a net loss of revenues generated by cigarette taxes. In 1978, in response to pressure from states with high cigarette taxes, the Federal Contraband Cigarette Act (Public Law 95-575) was enacted. This act prohibited the single-transaction transport, receipt, shipment, possession, distribution, or purchase of more than 60,000 cigarettes not bearing the tax indicia of the state in which the cigarettes were initially sold. The act dealt only with the organized smuggling of cigarettes, described by the ACIR as the major problem, and ignored the less problematic casual smuggling (Kleine 1993). The ACIR (1985) suggests, however, that the law was even more effective than its proponents would have predicted.

California and Massachusetts recently enacted two large increases in their excise taxes on tobacco. In November 1988, California voters passed Proposition 99, which went into effect in January 1989. This law increased California's state excise tax on cigarettes from 10 cents per pack to 35 cents per pack. As was mentioned earlier, one of the notable features of Proposition 99 is that 20 percent of the additional revenue raised from the tax increase is earmarked for the state's antismoking activities. Legislation similar to Proposition 99 was passed in Massachusetts in November 1992. This measure, which took effect on January 1, 1993, includes a 25-cent increase in the state excise tax and a 25 percent increase in the tax on chewing tobacco.

Besides the specific taxes applied to cigarettes, 45 states and Washington, D.C., have general sales-taxes that apply to cigarettes. In all but four of these states, the sales-tax base includes the excise tax. This arrangement adds an additional 5 to 14 cents per pack to the price of cigarettes in these states (see Table 13).

State taxes on other tobacco products have also become more widespread. By January 1, 1992, a total of 37 states had imposed a tax on at least some tobacco products other than cigarettes; only 14 states were collecting such taxes in 1964. The same time period witnessed similar activity at the local level. By fiscal year 1991, 373 cities had imposed additional taxes on cigarettes, and 49 cities were levying taxes on other tobacco products. In addition, 38 counties were charging their own cigarette taxes, and 29 counties were assessing additional taxes on other tobacco products. The largest of these local cigarette taxes are those imposed in New York City (8 additional cents per pack) and in Chicago (24 additional cents per pack, including city and county excise taxes).

Cigarette Tax Increases and Cigarette Prices

After scientific evidence of the harmful health consequences of cigarette smoking appeared in the mid-1950s, states began to increase cigarette excise taxes not only to raise revenues but to discourage people from smoking. Because the combined federal and state taxes accounted for almost half of the average retail price of cigarettes, these state tax increases resulted in increases in the real price of cigarettes (i.e., the price of cigarettes relative to the price of all goods and services, as measured by the National Consumer Price Index) (Table 14). The relative price of cigarettes also rose as a result of the state tax increases. This trend was accelerated after the 1964 release of the first Surgeon General's report on smoking and health. The result was that between 1955 and 1971, the nominal price of cigarettes had risen by over 70 percent (almost half of this increase was attributed to the state tax increases), and the real price of cigarettes had risen by over 13 percent.

These increases in real cigarette prices were short-lived. The rapid inflation of the 1970s, coupled with the relative stability of state excise taxes on cigarettes, led to a sharp drop in real cigarette prices between 1971 and 1981. Federal taxes remained fixed at 8 cents per pack during this period. As was discussed earlier, the emergence of organized smuggling in response to the growing differences in state and local taxes discouraged states from continuing to increase cigarette taxes. Combined federal and state taxes, as a percentage of retail cigarette prices, fell from 47 percent at the beginning of this period to 33 percent in 1981. The absolute cost of producing cigarettes fell throughout this period, largely because of a decrease in the average quantity of tobacco per cigarette as the market share for "low tar" cigarettes increased (Harris 1987). The overall result was that between 1971 and 1981, the real price of cigarettes declined by almost 28 percent.

Beginning in 1982, this downward trend in real cigarette prices was reversed as state taxes rose in anticipation of the doubling of the federal excise tax on cigarettes that was scheduled for January 1, 1983. These combined tax increases led to the largest single-year jump in prices (from 1982 to 1983). However, Harris (1987) argues that the main cause of the increase in the real price of cigarettes from 1981 through 1986 was not the increase in either the federal tax or state taxes, but rather the increases in the wholesale prices of cigarettes because of markups by manufacturers. He contends that most of these markups were not justified by increases in the cost of production. Instead, he suggests that markups were the result of a coordinated price increase by the six firms that dominate the tobacco industry. More recent data lend support to Harris's argument: although state and

Table 14. Cigarette taxes and cigarette prices per pack, 1955-1991

Year	Average state tax (cents)	Average federal tax (cents)	Average cigarette price (cents)	Taxes as percentage of average price*	Real† average state tax‡ (cents)	Real† average federal tax (cents)	Real† average cigarette price (cents)
1955	3.5	8.0	22.7	48.7	13.1	29.9	84.7
1956	3.8	8.0	23.2	47.4	14.0	29.9	85.3
1957	3.9	8.0	23.8	48.8	13.9	28.5	84.7
1958	4.0	8.0	25.0	48.0	13.8	27.7	86.5
1959	4.2	8.0	25.6	46.6	14.4	27.5	88.0
1960	4.7	8.0	26.1	48.9	15.9	27.0	88.2
1961	4.7	8.0	26.1	48.6	15.7	26.8	87.3
1962	5.1	8.0	26.9	48.3	16.9	26.5	89.1
1963	5.2	8.0	26.8	49.4	17.0	26.1	87.6
1964	5.6	8.0	27.9	49.3	18.1	25.8	90.0
1965	5.9	8.0	28.2	49.8	18.7	25.4	89.5
1966	6.9	8.0	30.0	51.4	21.3	24.7	92.6
1967	7.1	8.0	30.5	50.8	21.3	24.0	91.3
1968	8.4	8.0	32.3	49.2	24.1	23.0	92.8
1969	9.1	8.0	32.8	48.9	24.8	21.8	89.4
1970	10.2	8.0	37.1	47.7	26.3	20.6	95.6
1971	10.7	8.0	38.9	46.8	26.4	19.8	96.0
1972	11.6	8.0	40.0	47.7	27.8	19.1	95.7
1973	12.1	8.0	40.3	48.4	27.3	18.0	90.8
1974	12.1	8.0	41.8	47.6	24.5	16.2	84.8
1975	12.2	8.0	44.5	44.5	22.7	14.9	82.7
1976	12.4	8.0	47.9	41.4	21.8	14.1	84.2
1977	12.5	8.0	49.2	40.5	20.6	13.2	81.2
1978	12.9	8.0	54.3	37.1	19.8	12.3	83.3
1979	12.9	8.0	56.8	35.5	17.8	11.0	78.2
1980	13.1	8.0	60.0	34.5	15.9	9.7	72.8
1981	13.2	8.0	63.0	33.1	14.5	8.8	69.3
1982	13.5	8.0	69.7	29.9	14.0	8.3	72.2
1983	14.7	12.0	81.9	26.8	14.8	12.0	82.2
1984	15.3	16.0	94.7	33.2	14.7	15.4	91.1
1985	15.9	16.0	97.8	32.3	14.8	14.9	90.9
1986	16.2	16.0	104.5	30.8	14.8	14.6	95.3
1987	16.9	16.0	110.0	29.9	14.9	14.1	96.8
1988	18.2	16.0	122.2	28.1	15.4	13.5	103.3
1989	21.8	16.0	127.5	26.5	17.6	12.9	102.8
1990	24.7	16.0	144.1	26.4	18.9	12.2	110.3
1991	25.9	20.0	153.3	25.6	19.0	11.7	112.6

Source: Tobacco Institute (1992).

*Percentages cannot be calculated directly from the tax and price information, since taxes are weighted average taxes for the entire fiscal year, whereas prices and percentages are generally as of November 1.

†Real taxes and prices are obtained by dividing the actual taxes and prices by the National Consumer Price Index, with the average of 1982-1984 being the benchmark. All data are for the fiscal year ending June 20.

‡State taxes are a weighted average of the tax in taxing states, including Washington, D.C. (42 in 1955, 51 in 1970 and after). Price refers to the median retail price in all taxing states.

federal taxes have increased since the late 1980s, the percentage of the retail price of cigarettes accounted for by these taxes actually fell from 33 percent in 1981 to 26 percent in 1991 (Tobacco Institute 1992). The combined effect of increases in federal and state taxes and in manufacturer's price resulted in the real price of cigarettes increasing by over 60 percent between 1981 and 1991. This upward trend in real cigarette prices is expected to continue at least through 1993, as the federal tax increases to 24 cents per pack as part of the 1990 deficit-reduction agreement. Therefore, although taxes accounted for a smaller percentage of the increased retail price of cigarettes from 1981 to 1991, the increased taxes, along with manufacturers' price increases, were still passed on to consumers, and the real price of cigarettes increased.

Effect of Excise Taxes on Tobacco Use

One of the fundamental principles of economics, illustrated by a downward-sloping demand curve, states that as the real price of any commodity rises, consumption of that commodity falls. Some researchers have speculated that the consumption of an addictive product, such as cigarettes, might be an exception to this rule. However, numerous econometric studies, including several recent studies that explicitly model the addictive aspects of cigarette smoking, confirm that this fundamental economic principle does indeed apply to cigarettes. Thus, since increases in cigarette excise taxes generally result in increased cigarette prices, these tax increases may be effective in reducing cigarette consumption.

Economists use the concept of price elasticity of demand to describe the sensitivity of consumption to changes in price. The price elasticity of demand is defined as the percentage change in consumption that results from a 1 percent increase in price. For example, a price elasticity of -0.5 implies that a 10 percent increase in price would reduce consumption by five percent. A brief review of recent U.S. studies of cigarette demand follows.

Aggregate Data Studies

One set of recent studies of cigarette demand used aggregate data. Price elasticity estimates obtained from these studies ranged from -0.14 to -1.23; the majority of these estimates fell within the narrower range from -0.20 to -0.50. All but two of the estimates were obtained from econometric studies that besides examining the effect of price, used income, demographic variables, and other policy-related variables to explain differences in cigarette consumption. Failing to include such potentially important determinants of demand could lead to biased estimates of the effects of price and other policies on

cigarette smoking. Several of these studies made theoretical and empirical attempts to model the addictive aspects of cigarette consumption. In contrast with the econometric analyses, Peterson et al. (1992) used an epidemiologic approach similar to the quasi-experimental approach of Baltagi and Goel (1987). Both studies obtained estimates of the price elasticity of demand that were consistent with those obtained from econometric studies.

Differences in the estimates obtained from these studies partly resulted from differences in theoretical and empirical modeling methods. For example, the studies that used a pooled time series of state cross-sections might provide estimates of the price elasticity that exceed the true value of the elasticity if cigarette smuggling is ignored, since studies based on aggregate data use state cigarette sales figures as their measure of consumption. That is, states with relatively low cigarette taxes and prices may sell a substantial number of cigarettes to residents of nearby states where prices are higher. Thus, the sales figures from the states with lower cigarette taxes and prices will overstate cigarette consumption within those states, whereas those with higher taxes and prices will understate consumption. Many of the most recent studies, however, including those by Baltagi and Levin (1986), Becker, Grossman, and Murphy (1992), and Chaloupka and Saffer (1992), have controlled for this problem. Similarly, if the addictive aspects of consumption are ignored, the estimated price elasticity may be biased. Again, many of these recent studies, including Baltagi and Levin (1986), Becker, Grossman, and Murphy (1992), and Keeler et al. (1992) estimated demand equations that explicitly model the addictive aspects of consumption. In addition, at the aggregate level, cigarette prices and quantity are simultaneously determined by the interaction of cigarette supply and demand. Ignoring this simultaneity would lead to biased estimates of the effects of cigarette prices on demand. Bishop and Yoo (1985) and Porter (1986) explicitly modeled this relationship and estimated price elasticities of demand that fell within the -0.20 to -0.50 range generally found in other studies based on aggregate data. Finally, two of these studies, Keeler et al. (1992) and Flewelling et al. (1992), considered the effects of the relatively large change in the California cigarette excise tax. Their estimated price elasticities suggest that the impact of price on demand is independent of the level of price.

Even with the differences in data, theoretical modeling, and estimation techniques, one general conclusion can be drawn from these aggregate studies—increases in cigarette prices will reduce cigarette consumption. At least part of this reduction is likely due to adolescents' quitting smoking, reducing the amount they smoke, or not taking up smoking in the first place (USDHHS 1991).

Microlevel Data Studies

Another set of recent studies of cigarette demand include those that used microlevel data—that is, data from groups of individuals instead of aggregate data sets. As with the studies that used aggregate data, these studies consistently indicated that cigarette smoking is affected negatively by price. Each of the studies carefully dealt with the smuggling problem that could bias the estimates of the price elasticities. Because they were based on microlevel data, the studies also avoided the simultaneity problems that arise when working with aggregate data. That is, no individual smoker consumes enough cigarettes to affect market price, so prices could be appropriately treated as exogenous in these studies.

Many of these studies, however, examined issues that cannot be addressed when using aggregate data. Studies that use microlevel data can assess the effect of prices and other policies, not only on average cigarette consumption (the focus of aggregate studies), but also on the probability that an individual smokes and on average consumption among smokers. Similarly, the effects of policy variables on smoking initiation and cessation can be explored. Microlevel data can be used to consider the differential effects of increased cigarette excise taxes and other policies on alternative demographic groups (by age or by gender, for example).

Lewit and Coate (1982) took advantage of cross-sectional survey data not only to estimate equations of the demand for cigarettes, but also to determine smoking prevalence and patterns of smoking participation. In addition, this study estimated separate demand equations for different age groups (20–25 years, 26–35 years, and 36–74 years) and for men and women. These investigators found that a price increase appeared to effect the decision to become a smoker rather than the decision to smoke less frequently. They also found that the smoking behavior of young adults (20 to 25 years old) was more sensitive to price changes than that of older individuals. Finally, they found that male smokers, particularly those aged 20 to 35 years, were quite responsive to price, whereas female smokers were essentially unaffected by price.

Mullahy (1985) introduced myopic addiction (i.e., the concept that addiction outweighs an individual's foresight or concern for future well-being) into his theoretical model of cigarette smoking. This model implies that at any given time, smoking initiation, regular use, and the amount of cigarettes smoked depend on an individual's smoking history. This model and other studies that formally model the addictive aspects of smoking incorporate the concepts of tolerance, reinforcement, and withdrawal that distinguish addictive consumption from nonaddictive consumption. Treating smokers as

myopic, however, implies that the future consequences of their smoking are ignored when they make current decisions. Mullahy estimated separate demand equations for men and women and found that both the decision to smoke and the quantity of cigarettes consumed by smokers were negatively related to cigarette prices for each gender. As in the Lewit and Coate study, Mullahy found that cigarette prices had a greater impact on the decision to smoke than they do on cigarette consumption. Similarly, he found that men were somewhat more responsive to price than women (average elasticities of -0.56 and -0.39 , respectively).

Chaloupka (1990, 1991a, b) applied the Becker and Murphy (1988) model of rational addictive behavior to cigarette smoking. As in the Mullahy model, addiction is accounted for by recognizing that current smoking decisions depend on past smoking, whereas rationality implies that the future consequences of an individual's past and current smoking behavior are considered when making current choices. Chaloupka found both that cigarette smoking is addictive—that is, it depends on past smoking—and that individuals who smoke also consider future consequences. He found that increases in cigarette prices reduce average cigarette consumption significantly and that the effects of price increases on consumption are understated if the addictive aspects of consumption are ignored. In contrast with the findings of Lewit and Coate, Chaloupka found that adolescents and young adults (aged 17 through 24 years) were less responsive to price than are older age groups. Chaloupka also found, like Lewit and Coate, that women were much less responsive to price than men.

Wasserman et al. (1991) used several of the Health Interview Surveys conducted during the 1970s and 1980s to estimate the effects that taxes and regulations restricting smoking in public places have on adult cigarette demand. These investigators also examined whether the price elasticity of demand has changed over time. Using a generalized linear model, they found that the negative impact of cigarette prices on demand has increased over time. The estimated price elasticity of demand in 1970 (0.06) suggested that increases in cigarette excise taxes would not discourage cigarette smoking. However, the authors estimated an increasingly negative effect of cigarette prices on demand from 1974 (-0.17) through 1985 (-0.23). They estimated that by 1988, the price elasticity of demand would increase (in absolute value) to -0.28 . This finding that the price elasticity of demand is becoming more negative over time contradicts the findings of the studies based on aggregate data by Baltagi and Goel. The estimated elasticities of Wasserman et al. were approximately half those estimated by Lewit and Coate, who used the same data. Wasserman et al. attributed these relatively low estimates to their including an index that

measured state-level antismoking regulations and was highly correlated with price. When this index was omitted, the effects of price on demand were overstated, since they included the true price effect as well as the effect of the omitted regulations. The findings of Wasserman et al. for youth will be discussed in detail in the next section.

The implications of these studies on older adolescents' and young adults' responsiveness to price are not conclusive. Lewit and Coate's examination of individuals 20 years old and older concluded that upward price elasticity is increasingly negative (and thereby has a stronger effect) for younger age groups. The addictive model that Chaloupka used, however, suggested that less addicted smokers (those who have a shorter history of smoking, for example) will be less responsive to price than their more addicted counterparts. His estimated long-run price elasticities of demand for older adolescents and young adults were consistent with this hypothesis. The following section addresses more specifically the effect of price on the smoking behavior of young people.

Price Responsiveness of Adolescent Smokers

A third set of recent econometric studies focused on youth. Each of these studies, as with the studies of adult smoking that employ microlevel data, carefully controlled for cigarette smuggling. Besides including cigarette prices and other determinants of demand employed in the studies of adult smoking, these youth studies included parental characteristics (such as education level and income) as proxies for parental smoking practices, which have been shown to be associated with youth smoking.

The first comprehensive studies of the price responsiveness of cigarette smoking among youth were completed in the early 1980s. Lewit, Coate, and Grossman (1981) used Cycle III of the Health Examination Survey (HES-III), which was conducted from March 1966 through March 1970, to look at the effects of cigarette prices, of the negative cigarette advertising broadcast under the Fairness Doctrine, and of various socioeconomic and demographic factors affecting cigarette smoking by youth (persons 12 through 17 years old). Besides examining average cigarette consumption among all youth, the authors also estimated equations for smoking participation for all youth as well as equations for cigarette demand for young smokers. This methodology, similar to that used by Lewit and Coate, allowed the authors to distinguish the effect of price on the decision to smoke from its effect on smokers' consumption of cigarettes. The authors found that most of the impact of prices on cigarette smoking was on the decision to smoke rather than on smokers' average

consumption of cigarettes: estimated price elasticity was -1.20 for smoking participation and -0.25 for cigarette demand. Furthermore, the estimated price elasticity of demand among youth in this study (-1.44) was more than three times as high as the estimate for adults in Lewit and Coate's study and nearly two times as high as that study's estimate for young adults (persons aged 20 through 25 years).

These findings were mostly confirmed in a related study by Grossman et al. (1983). This study used data from the 1974, 1976, 1977, and 1979 National Household Surveys on Drug Abuse. The surveys were analyzed separately because of differences in the definition of smoking. As the authors noted, the estimates from this study should be interpreted cautiously, since the sample sizes were much smaller than those of the study based on the HES-III. In general, Grossman et al. found that the decision to smoke was negatively related to the price of cigarettes; their summary estimate of this elasticity was -0.76. Again, this estimate was substantially higher, in absolute value, than that obtained for adults by Lewit and Coate, and it implies that young people's decision to smoke is much more responsive to price than the comparable decision for adults. However, Grossman et al. found that once the decision to smoke has been made, average consumption decisions by young smokers were virtually unresponsive to price.

Warner (1985, 1986) used the age-specific price elasticities of participation and demand from Lewit and Coate to obtain comparable estimates of price elasticity for teenagers (persons aged 12 through 17 and 18 through 19). He used these age-specific data to estimate that the doubling of the federal excise tax in 1983 reduced the number of teenage smokers by 800,000, assuming that average cigarette prices increased by the 8 cents that the tax increased. These estimates form the basis for a U.S. General Accounting Office (GAO) report, which concluded that raising the federal tax further by 20 cents per pack would have reduced the number of teenage smokers by an additional 500,000 in 1989 (GAO 1989). The GAO predicted a subsequent reduction of 125,000 smoking-related deaths for this age group as a result of the proposed 20-cent tax increase.

Similarly, Harris (1987) used the Lewit, Coate, and Grossman estimates, among others, to examine the effects that the 1983 doubling of the federal excise tax on cigarettes had on cigarette smoking and health. He concluded that the tax increase and the coordinated price increases it induced kept 600,000 teenagers (persons aged 12 through 17 years) from starting to smoke. Basing his findings on epidemiologic studies of the 1950s, 1960s, and 1970s, Harris concluded that 54,000 more teenagers would live to age 65 as a result of this tax.

The recent study by Wasserman et al. (1991) contradicted the general conclusion of Lewit and Coate that teenage cigarette smoking is more responsive than adult smoking to changes in cigarette prices. Wasserman et al. used the Second National Health and Nutrition Examination Survey (1976–1980) (NHANES-II) to estimate the effects of cigarette prices and antismoking regulations on cigarette smoking by youth aged 12 through 17. In both the generalized linear models and the two-part models they estimated, the authors found a statistically insignificant effect of cigarette prices on average cigarette consumption among all youth, on smoking participation rates among all youth, and on cigarette consumption by young smokers. Given the range of estimates obtained, the investigators could not reject the hypothesis that the price elasticity of demand for teenagers was statistically different from their estimate of -0.23 for adults. Their estimates for youth were consistent with Chaloupka's (1991b) young adult estimates, which also employed NHANES-II data. As was discussed earlier, Wasserman et al. suggested that one of the reasons for their relatively low estimated price elasticity of demand was their including an index that captured antismoking regulations as a determinant of demand. Thus, they concluded that the price effects estimated in other studies may have been biased upwards, since prices alone were being credited with the effects of various contemporaneous antismoking regulations that likely played an important role in discouraging young people from smoking.

Grossman (1991) noted, however, that the study by Wasserman et al., while a valuable contribution to the empirical literature on cigarette demand, should not be considered as offering the definitive estimates of the price elasticity of demand, particularly for youth. Others, including Chaloupka (1988) and Chaloupka and Saffer (1992), did not find that the estimated price elasticity of demand was sensitive to the inclusion of measures of antismoking regulations, although these other studies used smaller sample sizes than did Wasserman et al. Furthermore, including the regulation index may be less relevant in a teenage sample, since the index assumes its highest value in states that restrict smoking in private worksites. If the regulations themselves have no direct impact on smoking, but are instead proxies for antismoking sentiment, then enacting very restrictive measures may not necessarily reduce youth smoking. For example, during the 1980s, restrictions on public smoking were enacted across the United States, yet smoking onset rates among young people did not decline significantly (see "Trends in Cigarette Smoking" in Chapter 3). Finally, the Wasserman et al. (1991) findings for a relatively small sample of youth ($N = 1,891$) should be interpreted cautiously when compared with those obtained by Lewit, Coate, and Grossman (1981) ($N = 5,308$).

Discussion

The large amount of empirical literature on the relationship between cigarette prices and cigarette smoking suggests that increased excise taxes on cigarettes would significantly reduce overall rates of cigarette smoking. Much of the impact of higher prices would come from encouraging cessation among current smokers and discouraging initiation among young smokers. The price responsiveness of adolescents is at least as high, if not significantly higher, than that of adults—a finding that suggests that an increase in cigarette taxes would result in large reductions in smoking prevalence and cigarette consumption among teenagers.

Although numerous studies of aggregate cigarette demand and several studies of cigarette smoking among youth have been completed in recent years, the relationship between other tobacco taxes and the use of tobacco products other than cigarettes has not been examined.

Tax Policies Under Consideration

Increased taxes on cigarette and other tobacco products have been widely used in recent years as a source of federal, state, and local revenue. These taxes also are seen as a way to improve public health by discouraging cigarette smoking. Two proposals discussed in the 1989 Surgeon General's report on smoking and health (USDHHS 1989) have received the most attention. The first proposal is to increase tobacco taxes in general and to change the way in which these taxes are calculated. The second proposal would earmark the revenue generated by tobacco taxes to pay for tobacco-control programs or the health care costs related to smoking. Most of the proposals discussed below concern cigarette taxes; similar policies could be adopted for taxes on other tobacco products as well.

Increasing Tobacco Taxes

An increase in the federal excise tax on cigarettes is the most widely supported tax policy proposal. Proponents—which include a number of public health groups, such as the American Lung Association, the AMA, the ACS, the American Heart Association, and the American Public Health Association—argue that the cigarette tax should be increased, because even after recent increases, the real value of the tax is still well below what it was in 1951. Also suggested is the repeal of the federally approved exemption for state taxes of cigarette sales on military bases and Native American reservations.

Similarly, despite recent increases in state excise taxes on cigarettes, the average state's real excise tax on cigarettes is at about the same level as it was shortly after the release of the first Surgeon General's report on smoking and health. In several states (notably the large

tobacco-producing states), the effects of inflation have been allowed to substantially reduce the values of these taxes. Although additional tax increases in states that have continually raised their cigarette excise taxes over time could spur a return to the organized smuggling of the 1970s, this problem possibly could be solved by levying larger tax increases in the states that have relatively low cigarette taxes and by instituting a tax in the four states that currently exclude cigarettes from the in-state sales tax.

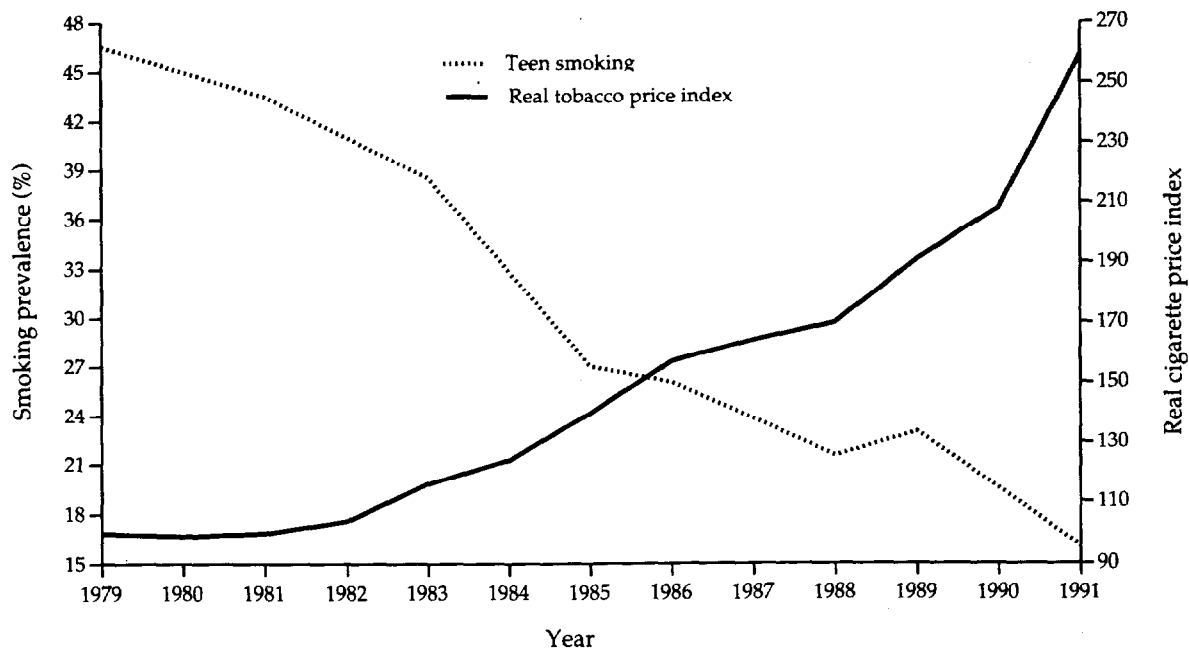
These tax increases would raise cigarette prices in the short run; without continued increases, however, the real value of the tax would be reduced by inflation over time. Given the importance of taxes in cigarette prices, the real cigarette price could even decline, as it did from 1971 to 1981. An alternative might be to replace the excise tax with an ad valorem tax, which would increase proportionately as the nontaxed price of cigarettes increases. The federal government imposes an ad valorem tax on large cigars only, and most states levy ad valorem taxes on tobacco products other than cigarettes.

An ad valorem tax, however, may have an unintended consequence of lulling the public's awareness of a tax increase, since ad valorem taxes may be perceived—and accepted—as part of overall inflation. Periodic increases in excise taxes, on the other hand, may

be publicized each time they occur and thus may stimulate public discussion of the health effects of smoking. Canada's experience with ad valorem taxes suggests that any mechanism that raises cigarette prices will be effective in reducing cigarette smoking.

To offset declines in real revenues due to inflation, Canada switched to an ad valorem tax on cigarettes at both the federal and provincial levels in the 1980s. These ad valorem taxes were partly responsible for a 25 percent increase in real cigarette prices, which was accompanied by a 10 percent decline in adult consumption of cigarettes (Sweanor 1991). In 1984, however, the ad valorem tax system was dropped after heavy lobbying by the tobacco industry and a lack of support from public health groups. Since then, there have been large increases in both federal and provincial excise taxes. By June 1, 1991, the average total tax on a pack of 20 cigarettes in Canada was \$3.72, more than eight times what it was in 1980 and approximately seven times the average in the United States. The large increases in Canadian taxes since 1985 are estimated to have reduced adult consumption by 35 percent and teenage consumption by 62 percent. These data included tobacco imported from the United States (Sweanor 1991; see Figure 6). Canada's experience in the 1980s provides a nationwide example of the effect of a tax increase on cigarette smoking among young people.

Figure 6. Real* cigarette prices and cigarette smoking prevalence among Canadians aged 15–19 years, 1979–1991



Sources: Health and Welfare Canada (1991); Sweanor (1992).

*The price of cigarettes relative to the price of all goods and services in Canada, adjusted for inflation with 1979–1980 being the benchmark years.

Related proposals include indexing the federal cigarette excise tax to the rate of inflation or to some measure of cigarette prices. Each of these proposals would have the benefit of offsetting the effects of inflation on the value of the taxes and tax revenue over time, and each would be only slightly more cumbersome to administer than current tax structures.

Opponents of these tax changes argue that increases would place an unfair burden on the poor. In general, excise taxes and other consumption taxes are regressive, in that they require lower-income individuals to pay a greater share of their incomes in taxes. The CBO estimates that increased cigarette excise taxes would most affect individuals in the lowest income categories (CBO 1990). However, as the CBO also explains, alternative tax and transfer policies could offset the regressiveness of a tax increase. Proponents of these tax changes point out that lung cancer and other smoking-related diseases also disproportionately affect the poor; moreover, if the tax revenues are earmarked to programs directed to the poor, then the overall policy is not regressive.

Another side effect of an increase in the federal tax on cigarettes would be the reduction of state and local cigarette tax collections as cigarette consumption falls. On the other hand, if state taxes on cigarettes increase with federal taxes, state revenues could increase as well, as occurred in 1983. Lastly, opponents of tax changes argue that increases in taxes would also increase incentives to evade taxes. The CBO estimates, however, that any resulting increases in tax evasion would be relatively minor.

Earmarking Taxes

The apparent success of Proposition 99 in California has increased interest in adopting similar policies

elsewhere. Of the revenues generated from the tax increase of 25 cents per pack, 20 percent are dedicated to antismoking education, 5 percent to research, 5 percent to environmental and other specified programs, and 70 percent to medical care for the poor. Recent attempts by the governor to redirect some of these revenues to other purposes were stopped by the state courts. Similar earmarking of part of the state excise on cigarettes takes place in Nebraska (for its cancer and smoking research program), Minnesota (for the state public health fund), Utah (for its tobacco-control programs), and Indiana (for subsidizing of child care). Earmarking the revenues from tobacco taxes to tobacco-control programs reinforces the impact that increased tobacco taxes have on tobacco consumption. Early evidence from California (Flewelling et al. 1992; Keeler et al. 1992) indicates that the combined impact of the increased excise tax on cigarettes and the increased tobacco-control activities funded by these tax increases has resulted in reduced cigarette consumption.

On its November 1992 ballot, Massachusetts passed a measure similar to Proposition 99. This measure institutes a state excise tax increase of 25 cents per cigarette pack and a 25 percent increase in the tax on chewing tobacco. Some of the revenue from the increases may be dedicated to tobacco-control programs. Public health professionals in Colorado, Nebraska, Arkansas, Michigan, and Oregon are advocating similar measures. These types of large increases in cigarette excise taxes, where at least part of the increased revenues is earmarked for other antismoking activities, have the added advantage of stimulating the discussion of the health consequences of smoking. As a result, reductions in smoking may be larger than anticipated.

Conclusions

This chapter reviewed a large body of literature concerning programs and policies to prevent tobacco use among young people. These measures, from education to taxation, are strongly supported by the United States public. Given the number of young people who continue to initiate use during adolescence, and given the strong role of the social environment in the process of initiation, efforts to prevent the onset of tobacco use may need multiple, complementary components, including those described in this chapter, and may need to be implemented at the national, state, and community levels to have long-term impact.

1. Most of the American public strongly favor policies that might prevent tobacco use among young people. These policies include tobacco education in the schools, restrictions on tobacco advertising and promotions, a complete ban on smoking by anyone on school grounds, prohibition of the sale of tobacco products to minors, and earmarked tax increases on tobacco products.
2. School-based smoking-prevention programs that identify social influences to smoke and teach skills to resist those influences have demonstrated consistent and significant reductions in adolescent smoking

- prevalence, and program effects have lasted one to three years. Programs to prevent smokeless tobacco use that are based on the same model have also demonstrated modest reductions in the initiation of smokeless tobacco use.
3. The effectiveness of school-based smoking-prevention programs appears to be enhanced and sustained by comprehensive school health education and by communitywide programs that involve parents, mass media, community organizations, or other elements of an adolescent's social environment.
 4. Smoking-cessation programs tend to have low success rates. Recruiting and retaining adolescents in formal cessation programs are difficult.
 5. Illegal sales of tobacco products are common. Active enforcement of age-at-sale policies by public officials and community members appears necessary to prevent minors' access to tobacco.
 6. Econometric and other studies indicate that increases in the real price of cigarettes significantly reduce cigarette smoking; young people are at least as responsive as adults to such price changes. Maintaining higher real prices of cigarettes depends on further tax increases to offset the effects of inflation.

References

Chapter 2: The Health Consequences of Tobacco Use by Young People

- ADAMS L, LONSDALE D, ROBINSON M, RAWBONE R, GUZ A. Respiratory impairment induced by smoking in children in secondary schools. *British Journal of Medicine* 1984;288(6421):891-4.
- ADDINGTON WW, CARPENTER RL, MCCOY JF, DUNCAN KA, MOGG K. The association of cigarette smoking with respiratory symptoms and pulmonary function in a group of high school students. *Oklahoma State Medical Journal* 1970;63(11):525-9.
- AMERICAN PSYCHIATRIC ASSOCIATION. *Diagnostic and statistical manual of mental disorders*. 3rd rev. ed. Washington (DC): American Psychiatric Association, 1987.
- ARMITAGE P, DOLL R. The age distribution of cancer and a multistage theory of carcinogenesis. *British Journal of Cancer* 1954;VIII(1):1-11.
- ARY DV, LICHTENSTEIN E, SEVERSON HH. Smokeless tobacco use among male adolescents: patterns, correlates, predictors, and the use of other drugs. *Preventive Medicine* 1987;16(3):385-401.
- AXÉLL T, HOLMSTRUP P, KRAMER IRH, PINDBORG JJ, SHEAR M. International seminar on oral leukoplakia and associated lesions related to tobacco habits. *Community Dentistry and Oral Epidemiology* 1984;12(3):145-212.
- BACKHOUSE CI. Peak expiratory flow in youths with varying cigarette smoking habits. *British Medical Journal* 1975;1(5954):360-2.
- BAILEY SL. Adolescents' multisubstance use patterns: the role of heavy alcohol and cigarette use. *American Journal of Public Health* 1992;82(9):1220-4.
- BALFOUR DJK. Influence of nicotine on the release of monoamines in the brain. In: Nordberg A, Fuxe K, Holmstedt B, and Sundwall A, editors. *Progress in Brain Research*, Vol. 79. New York: Elsevier, 1989.
- BALFOUR DJK. The influence of stress on psychopharmacological responses to nicotine. *British Journal of Addiction* 1991a; 86(5):489-93.
- BALFOUR DJK. The neurochemical mechanisms underlying nicotine tolerance and dependence. In: Pratt J, editor. *The biological bases on drug tolerance and dependence*. Downers Grove (IL): Academic Press Ltd., 1991b.
- BARCELONA CONFERENCE. Barcelona meeting on clinical testing of drug abuse liability: consensus statement and recommendations. *British Journal of Addiction* 1991;86(12):1527-8.
- BATES DV. *Respiratory function in disease*. 3rd. ed. Philadelphia (PA): W.B. Saunders Company, 1989.
- BECK GJ, DOYLE CA, SCHACHTER EN. A longitudinal study of respiratory health in a rural community. *American Review of Respiratory Disease* 1982;125(4):375-81.
- BENOWITZ NL. Sodium intake from smokeless tobacco. *New England Journal of Medicine* 1988;319(13):873-4.
- BENOWITZ NL. Cigarette smoking and nicotine addiction. *Medical Clinics of North America* 1992;76(2):415-37.
- BENOWITZ NL, HALL SM, HERNING RI, JACOB P III, JONES RT, OSMAN AL. Smokers of low-yield cigarettes do not consume less nicotine. *New England Journal of Medicine* 1983; 309(3):139-42.
- BENOWITZ NL, JACOB P III. Nicotine and carbon monoxide intake from high- and low-yield cigarettes. *Clinical Pharmacology and Therapeutics* 1984;36(2):265-70.
- BENOWITZ NL, JACOB P III. Nicotine and cotinine elimination pharmacokinetics in smokers and nonsmokers. *Clinical Pharmacology and Therapeutics* 1993;53(3):316-23.
- BENOWITZ NL, PORCHET H, SHEINER L, JACOB P. Nicotine absorption and cardiovascular effects with smokeless tobacco use: comparison with cigarettes and nicotine gum. *Clinical Pharmacology and Therapeutics* 1988;44(1):23-8.
- BENWELL MEM, BALFOUR DJK. The effects of acute and repeated nicotine treatment on nucleus accumbens dopamine and locomotor activity. *British Journal of Pharmacology* 1992;105(4):849-56.
- BENWELL MEM, BALFOUR DJK, ANDERSON JM. Evidence that tobacco smoking increases the density of $-(-)^3\text{H}$ nicotine binding sites in human brain. *Journal of Neurochemistry* 1988;50(4):1243-7.
- BERENSON GS, WATTIGNEY WA, TRACY RE, NEWMAN WP III, SRINIVASAN SR, WEBBER LS, ET AL. Atherosclerosis of the aorta and coronary arteries and cardiovascular risk factors in persons aged 6 to 30 years and studied at necropsy (the Bogalusa heart study). *American Journal of Cardiology* 1992;70(9):851-8.

- BEWLEY BR, BLAND JM. Smoking and respiratory symptoms in two groups of schoolchildren. *Preventive Medicine* 1976;5(1):63-9.
- BEWLEY BR, HALIL T, SNAITH AH. Smoking by primary schoolchildren prevalence and associated respiratory symptoms. *British Journal of Preventive and Social Medicine* 1973;27(3):150-3.
- BIGLAN A, LA CHANCE PA, BENOWITZ NL. Experimental analyses of the effects of smokeless tobacco deprivation. Unpublished data.
- BLAKE GH, ABELL TD, STANLEY WG. Cigarette smoking and upper respiratory infection among recruits in basic combat training. *Annals of Internal Medicine* 1988;109(3):198-202.
- BLAND M, BEWLEY BR, POLLARD V, BANKS MH. Effect of children's and parents' smoking on respiratory symptoms. *Archive of Disease in Childhood* 1978;53(2):100-5.
- BLUM A. Smokeless tobacco. *Journal of the American Medical Association* 1980;244(2):192.
- BOCK G, MARSH J, editors. *The biology of nicotine dependence. Proceedings of Ciba Foundation Symposium 152, 7-9 November 1989, London.* West Sussex (England): John Wiley & Sons, Inc., 1990.
- BOUQUOT JE. Epidemiology. In: Gnepp DR, editor. *Pathology of the head and neck.* New York: Churchill Livingstone, 1987.
- BOUQUOT JE. Reviewing oral leukoplakia: clinical concepts for the 1990s. *Journal of the American Dental Association* 1991;122(7):80-2.
- BOYD GM, GLOVER ED. Smokeless tobacco use by youth in the U.S. *Journal of School Health* 1989;59(5):189-93.
- BRADY JV, LUKAS SE, editors. *Testing drugs for physical dependence potential and abuse liability.* Monograph No. 52. US Department of Health and Human Services, Public Health Service, Alcohol, Drug Abuse, and Mental Health Administration, National Institute on Drug Abuse. Bethesda (MD): DHHS Publication No. (ADM) 84-1332, 1984.
- BRESLAU N, FENN N, PETERSON E. Early smoking initiation and nicotine dependence in a cohort of young adults. *Drug and Alcohol Dependence.* 1993;33(2):129-37.
- BURCH JB, DE FIEBRE CM, MARKS MJ, COLLINS AC. Chronic ethanol or nicotine treatment results in partial cross-tolerance between these agents. *Psychopharmacology* 1988;95(4):452-8.
- CARMELLI D, SWAN GE, ROBINETTE D, FABSITZ R. Genetic influence on smoking—a study of male twins. *New England Journal of Medicine* 1992;327(12):829-33.
- CASEY K. *If only I could quit: becoming a nonsmoker.* Center City (MN): Hazelden Foundation, 1987.
- CENTERS FOR DISEASE CONTROL AND PREVENTION. Smoking cessation during previous year among adults—United States, 1990 and 1991. *Morbidity and Mortality Weekly Report* 1993a;42(26):504-7.
- CENTERS FOR DISEASE CONTROL AND PREVENTION. Use of smokeless tobacco among adults—United States, 1991. *Morbidity and Mortality Weekly Report* 1993b;42(14):263-6.
- CENTERS FOR DISEASE CONTROL AND PREVENTION, OFFICE ON SMOKING AND HEALTH. Unpublished data.
- CHARLTON A. Children's coughs related to parental smoking. *British Medical Journal* 1984;288(6431):1647-9.
- CHARLTON A, BLAIR V. Absence from school related to children's and parental smoking habits. *British Medical Journal* 1989;298(6666):90-2.
- CHRISTEN AG, GLOVER ED. Smokeless tobacco: seduction of youth. *World Smoking and Health* 1981;6(2):20-4.
- CHRISTEN AG, MCDONALD JL, CHRISTEN JA. *The impact of tobacco use and cessation on nonmalignant and pre-cancerous oral and dental diseases and conditions.* Indiana University School of Dentistry teaching monograph. Indianapolis: Indiana University, 1991.
- CLAYTON RR, RITTER C. The epidemiology of alcohol and drug abuse among adolescents. *Advances in Alcoholism and Substance Abuse* 1985;4(3-4):69-97.
- COLLEY JRT, DOUGLAS JWB, REID DD. Respiratory disease in young adults: influence of early childhood lower respiratory tract illness, social class, air pollution, and smoking. *British Medical Journal* 1973;3(5873):195-8.
- COLLINS AC. Interactions of ethanol and nicotine at the receptor level. In: Galantar M, editor. *Recent Developments in Alcoholism.* Volume 8. Combined Alcohol and Other Drug Dependence. New York: Plenum Press, 1990.
- COLLINS AC, BURCH JB, DE FIEBRE CM, MARKS MJ. Tolerance to and cross tolerance between ethanol and nicotine. *Pharmacology, Biochemistry and Behavior* 1988;29(2):365-73.
- COMSTOCK GW, RUST PF. Residence and peak expiratory flow rates among Navy recruits. *American Journal of Epidemiology* 1973;98(5):348-54.

Preventing Tobacco Use Among Young People

- CONNOLLY GN, WINN DM, HECHT SS, HENNINGFIELD JE, WALKER B JR, HOFFMANN D. The reemergence of smokeless tobacco. *New England Journal of Medicine* 1986;314(16):1020-7.
- CRAIG WY, PALOMAKI GE, JOHNSON AM, HADDOW JE. Cigarette smoking-associated changes in blood lipid and lipoprotein levels in the 8- to 19-year-old age group: a meta-analysis. *Pediatrics* 1990;85(2):155-8.
- CREATH CJ, SHELTON WO, WRIGHT JT, BRADLEY DH, FEINSTEIN RA, WISNIEWSKI JF. The prevalence of smokeless tobacco use among adolescent male athletes. *Journal of the American Dental Association* 1988;116(1):43-8.
- DIFRANZA JR, GUERRERA MP. Alcoholism and smoking. *Journal of Studies on Alcohol* 1990;51(2):130-5.
- DOLL R. The age distribution of cancer: implications for models of carcinogenesis. *Journal of the Royal Statistical Society* 1971;134(2):133-66.
- DOLL R, PETO R. Cigarette smoking and bronchial carcinoma: dose and time relationships among regular smokers and lifelong non-smokers. *Journal of Epidemiology and Community Health* 1978;32(4):303-13.
- DOMINO EF, VON BAUMGARTEN AM. Tobacco cigarette smoking and patellar reflex depression. *Clinical Pharmacology and Therapeutics* 1969;10(1):72-9.
- EAKIN E, SEVERSON H, GLASGOW RE. Development and evaluation of a smokeless tobacco cessation program: a pilot study. In: National Cancer Institute. *Smokeless tobacco use in the United States*. Monograph No. 8. US Department of Health and Human Services, Public Health Service, National Institutes of Health, National Cancer Institute. Bethesda (MD): NIH Publication No. 89-3055, 1989, 95-100.
- EDWARDS SW, GLOVER ED, SCHROEDER KL. The effects of smokeless tobacco on heart rate and neuromuscular reactivity in athletes and nonathletes. *The Physician and Sports Medicine* 1987;15(7):141-7.
- ENOS WF, HOLMES RH, BEYER J. Coronary disease among United States soldiers killed in action in Korea. *Journal of the American Medical Association* 1986;256(20):2859-62.
- ESCOBEDO LG, MARCUS SE, HOLTZMAN D, GIOVINO GA. Sports participation, age at smoking initiation, and the risk of smoking among U.S. high school students. *Journal of the American Medical Association* 1993;269(11):1391-5.
- EVANS NJ, GILPIN E, PIERCE JP, BURNS DM, BORLAND R, JOHNSON M, ET AL. Occasional smoking among adults: evidence from the California Tobacco Survey. *Tobacco Control* 1992;1(3):169-75.
- FINKLEA JF, HASSELBLAD V, SANDIFER SH, HAMMER DI, LOWRIMORE GR. Cigarette smoking and acute non-influenzal respiratory disease in military cadets. *American Journal of Epidemiology* 1971;93(6):457-62.
- FISCHMAN MW, MELLO NK, editors. *Testing for abuse liability of drugs in humans*. Monograph No. 92. US Department of Health and Human Services, Public Health Service, Alcohol, Drug Abuse, and Mental Health Administration, National Institute on Drug Abuse. Bethesda (MD): DHHS Publication No. (ADM) 89-1613, 1989.
- FLEMING BP, BARRON KW, HEESCH CM, DIANA JN. Response of the arteriolar network in rat cremaster muscle to intraarterial infusion of nicotine. *International Journal of Microcirculation: Clinical and Experimental* 1989;8(3):275-92.
- FREEDMAN DS, NEWMAN WP III, TRACY RE, VOORS AW, SRINIVISAN SR, WEBBER LS, ET AL. Black-white differences in aortic fatty streaks in adolescence and early adulthood: the Bogalusa Heart Study. *Circulation* 1988;77(4):856-64.
- GALLUP ORGANIZATION. Despite increasing hostility, one in four Americans still smokes. Gallup Mirror of America Poll. Princeton (NJ): Gallup Organization, December 1, 1991.
- GARDNER SE. *National drug/alcohol collaborative project: issues in multiple substance abuse*. US Department of Health, Education, and Welfare. DHEW Publication No. (ADM) 80-957, 1980.
- GIDDING SS, XIE I, LIU K, MANOLIO T, FLACK J, PERKINS L, ET AL. Smoking has race/gender specific effects on resting cardiac function: the CARDIA study. *Circulation* 1992;85(2):877.
- GIOVINO GA. Public-health perspectives. In: Henningfield JE, Stitzer ML, editors. *New developments in nicotine-delivery systems. Proceedings of a conference held at Johns Hopkins University, Baltimore, Maryland. September 24, 1990*. Johns Hopkins University. New York: Cortlandt Communications, 1991.
- GLANTZ SA, PARMLEY WW. Passive smoking and heart disease: epidemiology, physiology, and biochemistry. *Circulation* 1991;83(1):1-12.
- GLOVER ED, CHRISTEN AG, HENDERSON AH. Just a pinch between the cheek and gum. *Journal of School Health* 1981;51(6):415-8.
- GLOVER ED, SCHROEDER KL, HENNINGFIELD JE, SEVERSON HH, CHRISTEN AG. An interpretative review of smokeless tobacco research in the United States. Part I. *Journal of Drug Education* 1988;18(4):285-310.
- GLOVER ED, SCHROEDER KL, HENNINGFIELD JE, SEVERSON HH, CHRISTEN AG. An interpretative review of smokeless tobacco research in the United States. Part II. *Journal of Drug Education* 1989;19(1):1-19.

- GRANT DJ, MCMURDO MET, BALFOUR DJK. Nicotine and dementia. *British Journal of Psychiatry* 1989 November;155:716.
- GREER RO, POULSON TC. Oral tissue alterations associated with the use of smokeless tobacco by teen-agers. Part I. Clinical findings. *Oral Surgery* 1983;5b(3):275-84.
- GRITZER, BAER-WEISS V, BENOWITZ NL, VAN VUNAKIS H, JARVIK ME. Plasma nicotine and cotinine concentrations in habitual smokeless tobacco users. *Clinical Pharmacology and Therapeutics* 1981;30(2):201-9.
- GROSS J, STITZER ML. Nicotine replacement: ten-week effects on tobacco withdrawal symptoms. *Psychopharmacology* 1989;98(3):334-41.
- GUERIN MR, JENKINS RA, TOMKINS BA. *The chemistry of environmental tobacco smoke: composition and measurement*. Chelsea (MI): Lewis Publishers, Inc., 1992.
- HAERTZEN CA, KOCHER TR, MIYASATO K. Reinforcements from the first drug experience can predict later drug habits and/or addiction: results with coffee, cigarettes, alcohol, barbiturates, minor and major tranquilizers, stimulants, marijuana, hallucinogens, heroin, opiates and cocaine. *Drug and Alcohol Dependence* 1983;11(2):147-65.
- HALL EH, TERZHALMY GT. Oral manifestations of the smokeless tobacco habit. *U.S. Navy Medicine* 1984;75(3):4-6.
- HATSUKAMI DK, GUST SW, KEENAN RM. Physiologic and subjective changes from smokeless tobacco withdrawal. *Clinical Pharmacology and Therapeutics* 1987;41(1):103-7.
- HATSUKAMI DK, HUGHES JR, PICKENS RW. Characterization of tobacco withdrawal: physiological and subjective effects. In: Grabowski J, Hall SM, editors. *Pharmacological adjuncts in smoking cessation*. Monograph No. 53. US Department of Health and Human Services, Public Health Service, Alcohol, Drug Abuse, and Mental Health Administration, National Institute on Drug Abuse. Bethesda (MD): DHHS Publication No. (ADM) 85-1333, 1985.
- HATSUKAMI D, NELSON R, JENSEN J. Smokeless tobacco: current status and future directions. *British Journal of Addiction* 1991;86(5):559-63.
- HAYNES WF, KRSTULOVIC VJ, BELL ALL. Smoking habit and incidence of respiratory tract infections in a group of adolescent males. *American Review of Respiratory Disease* 1966;93(5):730-4.
- HENNINGFIELD JE. Behavioral pharmacology of cigarette smoking. In: Thompson T, Dews PB, Barrett JE, editors. *Advances in behavioral pharmacology*. Vol. 4. New York: Academic Press, 1984.
- HENNINGFIELD JE. Nicotine: an old-fashioned addiction. In: Sanberg PR, Snyder SH, Jacobs BL, Jaffe JH, editors. *The encyclopedia of psychoactive drugs*. New York: Chelsea House Publishers, 1992a.
- HENNINGFIELD JE. Occasional drug use: comparing nicotine with other addictive drugs. *Tobacco Control* 1992b;1(3):161-2.
- HENNINGFIELD JE, CLAYTON R, POLLIN W. Involvement of tobacco in alcoholism and illicit drug use. *British Journal of Addiction* 1990;85(2):279-92.
- HENNINGFIELD JE, COHEN C, HEISHMAN SJ. Drug self-administration methods in abuse liability evaluation. *British Journal of Addiction* 1991;86(12):1571-7.
- HENNINGFIELD JE, COHEN C, SLADE JD. Is nicotine more addictive than cocaine? *British Journal of Addiction* 1991;86(5):565-9.
- HENNINGFIELD JE, GOLDBERG SR. Pharmacologic determinants of tobacco self-administration by humans. *Pharmacology, Biochemistry and Behavior* 1988;30(1):221-6.
- HENNINGFIELD JE, LONDON ED, BENOWITZ NL. Arterial-venous differences in plasma concentrations of nicotine after cigarette smoking. *Journal of the American Medical Association* 1990;263(15):2049-50.
- HENNINGFIELD JE, MIYASATO K, JASINSKI DR. Abuse liability and pharmacodynamic characteristics of intravenous and inhaled nicotine. *Journal of Pharmacology and Experimental Therapeutics* 1985;234(1):1-12.
- HENNINGFIELD JE, NEMETH-COSLETT R. Nicotine dependence, interface between tobacco and tobacco-related disease. *Chest* 1988;93(2 Suppl):37S-55S.
- HENNINGFIELD JE, NEMETH-COSLETT R, GRABOWSKI J, HAERTZEN C, SNYDER F, RADZIUS A. Acquisition of dependence to cigarettes and smokeless tobacco. In: *Annual report of the Addiction Research Center*. US Department of Health and Human Services, Public Health Service, Alcohol, Drug Abuse, and Mental Health Administration, National Institute on Drug Abuse, 1987.
- HIRSCHMAN RS, LEVENTHAL H, GLYNN K. The development of smoking behavior: conceptualization and supportive cross-sectional survey data. *Journal of Applied Social Psychology* 1984;14(3):184-206.
- HOLLAND WW, ELLIOTT A. Cigarette smoking, respiratory symptoms, and anti-smoking propaganda. An experiment. *Lancet* 1968;1(532):41-3.

Preventing Tobacco Use Among Young People

- HORGER BA, GILES MK, SCHENK S. Preexposure to amphetamine and nicotine predisposes rats to self-administer a low dose of cocaine. *Psychopharmacology* 1992;107(2-3):271-6.
- HSU SC, POLLACK RL, HSU AF, GOING RE. Sugars present in tobacco extracts. *Journal of the American Dental Association* 1980;101(6):915-8.
- HUBA GJ, WINGARD JA, BENTLER PM. A comparison of two latent variable causal models for adolescent drug use. *Journal of Personality and Social Psychology* 1981;40(1):180-93.
- HUGHES JR. Genetics of smoking: a brief review. *Behavior Therapy* 1986;17(4):335-45.
- HUGHES JR, HATSUKAMI D. Signs and symptoms of tobacco withdrawal. *Archives of General Psychiatry* 1986;43(3):289-94.
- INTERNATIONAL AGENCY FOR RESEARCH ON CANCER. *IARC monographs on the evaluation of the carcinogenic risk of chemicals to humans: tobacco smoking*. Vol. 38. Switzerland: World Health Organization, 1985.
- JAAKKOLA MS, ERNST P, JAAKKOLA JJ, N'GAN' GA LW, BECKLAKE MR. Effect of cigarette smoking on evolution of ventilatory lung function in young adults: an eight year longitudinal study. *Thorax* 1991;46(12):907-13.
- JAFFE JH. Drug addiction and drug abuse. In: Gilman AG, Goodman LS, Rall TW, Murad F, editors. *Goodman and Gilman's the pharmacological basis of therapeutics*. 7th ed. New York: Macmillan Publishing Company, 1985.
- JANERICH DT, THOMPSON WD, VARELA LR, GREENWALD P, CHOROST S, TUCCI C, ET AL. Lung cancer and exposure to tobacco smoke in the household. *New England Journal of Medicine* 1990;323(10):632-6.
- KANDEL DB. Stages in adolescent involvement in drug use. *Science* 1975;190(4217):912-4.
- KANDEL DB, MARGULIES RZ, DAVIES M. Analytical strategies for studying transitions into developmental stages. *Sociology of Education* 1978;51(3):162-76.
- KANDEL D, YAMAGUCHI R. From beer to crack: developmental patterns of drug involvement. *American Journal of Public Health* 1993;83(6):851-5.
- KARK JD, LEBIUSH M. Smoking and epidemic influenza-like illness in female military recruits: a brief survey. *American Journal of Public Health* 1981;71(5):530-2.
- KARK JD, LEBIUSH M, RANNON L. Cigarette smoking as a risk factor for epidemic A(H1N1) influenza in young men. *New England Journal of Medicine* 1982;307(17):1042-6.
- KEENAN RM. The association between chronic ethanol exposure and cigarette smoking topography [dissertation]. Minneapolis (MN): University of Minnesota, 1988.
- KELLAM SG, ENSMINGER ME, SIMON MB. Mental health in first grade and teenage drug, alcohol, and cigarette use. *Drug and Alcohol Dependence* 1980;5(4):273-304.
- KILLEN JD, FORTMANN SP, TELCH MJ, NEWMAN B. Are heavy smokers different from light smokers? A comparison after 48 hours without cigarettes. *Journal of the American Medical Association* 1988;260(11):1581-5.
- KOTTKE TE, BREKKE ML, SOLBERG LI, HUGHES JR. A randomized trial to increase smoking intervention by physicians: doctors helping smokers. Round I. *Journal of the American Medical Association* 1989;261(14):2101-6.
- KOZLOWSKI LT. Tar and nicotine delivery of cigarettes: what a difference a puff makes. *Journal of the American Medical Association* 1981;245(2):158-9.
- KOZLOWSKI LT. *Tar and nicotine ratings may be hazardous to your health*. Toronto (Canada): Alcoholism and Drug Addiction Research Foundation, 1982.
- KOZLOWSKI LT. Rehabilitating a genetic perspective in the study of tobacco and alcohol use. *British Journal of Addiction* 1991;86(5):517-20.
- KOZLOWSKI LT, HENNINGFIELD JE, KEENAN RM, LEI H, LEIGH G, JELINEK LC, ET AL. Patterns of alcohol, cigarette, and caffeine and other drug use in two drug abusing populations. *Journal of Substance Abuse Treatment* 1993;10(2):171-9.
- KRAMER IR, LUCAS RB, PINDBORG JJ, SOBIN LH. Definition of leukoplakia and related lesions: an aid to studies on oral precancer. *Oral Surgery Oral Medicine Oral Pathology* 1978;46(4):518-39.
- KSIR C, HAKAN RL, HALL DP JR, KELLAR KJ. Exposure to nicotine enhances the behavioral stimulant of nicotine and increases binding of (³H)acetylcholine to nicotine receptors. *Neuropharmacology* 1985;24(6):527-31.
- KSIR C, HAKAN RL, KELLAR KJ. Chronic nicotine and locomotor activity: influence of exposure dose and test dose. *Psychopharmacology* 1987;92(1):25-9.
- KUJALA P. Smoking, respiratory symptoms and ventilatory capacity in young men. *European Journal of Respiratory Diseases* 1981;62(114 Suppl):1-55.
- LANGLEY JN. On the reaction of cells and of nerve-endings to certain poisons, chiefly as regards the reaction of striated muscle to nicotine and to curari. *Journal of Physiology (London)* 1905 December:374-413.

- LEBOWITZ MD, HOLBERG CJ. Effects of parental smoking and other risk factors on the development of pulmonary function in children and adolescents. Analysis of two longitudinal population studies. *American Journal of Epidemiology* 1988;128(3):589-97.
- LIM TPK. Airway obstruction among high school students. *American Review of Respiratory Disease* 1973;108(4):985-8.
- MALLOY MH, KLEINMAN JC, LAND GH, SCHRAMM WF. The association of maternal smoking with age and cause of infant death. *American Journal of Epidemiology* 1988;128(1):46-54.
- MARKS MJ, BURCH JB, COLLINS AC. Genetics of nicotine responses in four inbred strains of mice. *Journal of Pharmacology and Experimental Therapeutics* 1983;226(1):291-302.
- MARKS MJ, COLLINS AC. Characterization of nicotine binding in mouse brain and comparison with the binding of alpha-bungarotoxin and quinuclidinyl benzilate. *Molecular Pharmacology* 1982;22(3):554-64.
- MARKS MJ, ROMM E, BEALER S, COLLINS AC. A test battery for measuring nicotine effects in mice. *Pharmacology, Biochemistry and Behavior* 1985;23(2):325-30.
- MARKS MJ, ROMM E, CAMPBELL SM, COLLINS AC. Variation of nicotinic binding sites among inbred strains. *Pharmacology, Biochemistry and Behavior* 1989;33(3):679-89.
- MARKS MJ, STITZEL JA, COLLINS AC. Time course study of the effects of chronic nicotine infusion on drug response and brain receptors. *Journal of Pharmacology and Experimental Therapeutics* 1985;235(3):619-28.
- MARKS MJ, STITZEL JA, COLLINS AC. Dose-response analysis of nicotine tolerance and receptor changes in two inbred mouse strains. *Journal of Pharmacology and Experimental Therapeutics* 1986;239(2):358-64.
- MARKS MJ, STITZEL JA, COLLINS AC. Influence of kinetics on nicotine administration on tolerance development and receptor levels. *Pharmacology, Biochemistry and Behavior* 1987;27(3):505-12.
- MARKS MJ, STITZEL JA, ROMM E, WEINER JM, COLLINS AC. Nicotinic binding sites in rat and mouse brain: comparison of acetylcholine, nicotine, and alphabungarotoxin. *Molecular Pharmacology* 1986;30(5):427-36.
- MARSEE V. UNITED STATES TOBACCO COMPANY, 639 F. Supp. 466 (W.D. Okla 1986) *aff'd*, 866 F. 2d 319 (10th Cir. 1989).
- MARTI B, ABELIN T, MINDER CE, VADER JP. Smoking, alcohol consumption, and endurance capacity: an analysis of 6,500 19-year-old conscripts and 4,000 joggers. *Preventive Medicine* 1988;17(1):79-92.
- MCNAMARA JJ, MOLOT MA, STREMPLE JF, CUTTING RT. Coronary artery disease in combat casualties in Vietnam. *Journal of the American Medical Association* 1971;216(7):1185-7.
- MCNEILL AD. The development of dependence on smoking in children. *British Journal of Addiction* 1991;86(5):589-92.
- MCNEILL AD, JARVIS M, WEST R. Subjective effects of cigarette smoking in adolescents. *Psychopharmacology* 1987;92(1):115-7.
- MCNEILL AD, WEST RJ, JARVIS M, JACKSON P, BRYANT A. Cigarette withdrawal symptoms in adolescent smokers. *Psychopharmacology* 1986;90(4):533-6.
- MIKULICH SK, YOUNG SE, CROWLEY TJ. Acquisition rates of ten drug classes: conduct disordered boys. In: Harris L, editor. *Problems of drug dependence 1992: proceedings of the 54th annual scientific meetings*. Monograph No. 132. US Department of Health and Human Services, Public Health Service, Substance Abuse and Mental Health Services Administration, National Institute on Drug Abuse. Bethesda (MD): NIH Publication No. 93-3505, 1993.
- MODÉER T, LAVSTEDT S, ÅHLUND C. Relation between tobacco consumption and oral health in Swedish schoolchildren. *Acta Dermatologica Scandinavica* 1980;38(4):223-7.
- MOOLGAVKAR SH, DEWANJI A, LUEBECK G. Cigarette smoking and lung cancer: reanalysis of the British doctors' data. *Journal of the National Cancer Institute* 1989;81(6):415-20.
- MORROW AL, LOY R, CREESE I. Alteration of nicotinic cholinergic agonist binding sites in hippocampus after fimbria transection. *Brain Research* 1985;334(2):309-14.
- MOSKOWITZ WB, MOSTELLER M, SCHIEKEN RM, BOSSANO R, HEWITT JK, BODURTHA JN, ET AL. Lipoprotein and oxygen transport alterations in passive smoking pre-adolescent children. The MCV twin study. *Circulation* 1990;81(2):586-92.
- NATIONAL RESEARCH COUNCIL, COMMITTEE ON PASSIVE SMOKING. *Environmental tobacco smoke: measuring exposures and assessing health effects*. Washington (DC): National Academy Press, 1986.
- NEWMAN WP, FREEDMAN DS, VOORS AW, GARD PD, SRINIVASAN SR, CRESANTA JL, ET AL. Relation of serum lipoprotein levels and systolic blood pressure to early atherosclerosis. The Bogalusa heart study. *New England Journal of Medicine* 1986;314(3):138-44.
- NIEWOEHNER DE, KLEINERMAN J, RICE DB. Pathologic changes in the peripheral airways of young cigarette smokers. *New England Journal of Medicine* 1974;291(15):755-8.

- NORDBERG A, WAHLSTROM G, ARNELO U, LARSSON C. Effect of long-term nicotine treatment on (³H) nicotine binding sites in the rats brain. *Drug and Alcohol Dependence* 1985; 16(1):9-17.
- O'DONNELL JA, CLAYTON RR. The stepping-stone hypothesis—marijuana, heroin, and causality. *Chemical Dependencies: Behavioral and Biomedical Issues* 1982;4(3):229-41.
- OECHSLI FW, SELTZER CC, VAN DEN BERG BJ. Adolescent smoking and early respiratory disease: a longitudinal study. *Annals of Allergy* 1987;59(2):135-40.
- OFFENBACHER S, WEATHERS DR. Effects of smokeless tobacco on the periodontal, mucosal and caries status of adolescent males. *Journal of Oral Pathology* 1985;14(2):169-81.
- PALMER KJ, BUCKLET MM, FAULDS D. Transdermal nicotine: a review of its pharmacodynamic and pharmacokinetic properties, and therapeutic efficacy as an aid to smoking cessation. *Drugs* 1992;44(3):498-529.
- PARNELL JL, ANDERSON DO, KINNIS C. Cigarette smoking and respiratory infections in a class of student nurses. *New England Journal of Medicine* 1966;274(18):979-84.
- PATHOBIOLOGICAL DETERMINANTS OF ATHEROSCLEROSIS IN YOUTH (PDAY) RESEARCH GROUP. Relationship of atherosclerosis in young men to serum lipoprotein cholesterol concentrations and smoking. *Journal of the American Medical Association* 1990;264(23):3018-24.
- PETERS JM, FERRIS BG. Smoking, pulmonary function and respiratory symptoms in a college-age group. *American Review of Respiratory Disease* 1967;95(5):774-82.
- PETO R. Epidemiology, multistage models, and short-term mutagenicity tests. In: Hiatt HH, Watson JD, Winsten JA, editors. *Origins of human cancer, book C, human risk assessment*. Vol. 4. Cold Spring Harbor (NY): Cold Spring Harbor Laboratory, 1977.
- PICKWORTH WB, HERNING RI, HENNINGFIELD JE. Spontaneous EEG changes during tobacco abstinence and nicotine substitution in human volunteers. *Journal of Pharmacology and Experimental Therapeutics* 1989;251(3):976-82.
- PIERCE JP, FIORE MC, NOVOTNY TE, HATZLANDREU EJ, DAVIS RM. Trends in cigarette smoking in the United States: projections to the year 2000. *Journal of the American Medical Association* 1989;261(1):61-5.
- PINDBORG JJ. *Oral cancer and precancer*. Bristol (England): John Wright & Sons, Ltd., 1980.
- PINDBORG JJ. Oral precancer. In: Barnes L, editor. *Surgical pathology of the head and neck*. New York: Dekker, 1985.
- POLLARD RB, MELTON LJ III, HOFFLER DF, SPRINGER GL, SCHEINER EF. Smoking and respiratory illness in military recruits. *Archives of Environmental Health* 1975; 30(11):533-7.
- POMERLEAU OF, POMERLEAU CS. Neuroregulators and the reinforcement of smoking: toward a biobehavioral explanation. *Neuroscience and Biobehavioral Reviews* 1984;8(4):503-13.
- PUBLIC HEALTH SERVICE. *Smoking and health. Report of the advisory committee to the Surgeon General of the Public Health Service*. US Department of Health, Education, and Welfare, Public Health Service. PHS Publication No. 1103, 1964.
- RIMPELA AH, RIMPELA MK. Increased risk of respiratory symptoms in young smokers of low tar cigarettes. *British Medical Journal* 1985;290(6480):1461-3.
- ROYAL COLLEGE OF PHYSICIANS OF LONDON. *Smoking and the young*. London: The Lavenham Press, Ltd., 1992.
- RUSH D. Respiratory symptoms in a group of American secondary school students: the overwhelming association with cigarette smoking. *International Journal of Epidemiology* 1974;3(2):153-65.
- RUSSELL MAH. The nicotine addiction trap: a 40-year sentence for four cigarettes. *British Journal of Addiction* 1990;85(2):293.
- RUSSELL MAH, JARVIS MJ, FEYERABEND C. A new age for snuff? *Lancet* 1980;1(8166):474-5.
- SACHS DPL. Pharmacologic, neuroendocrine, and biobehavioral basis for tobacco dependence. In: Simmons DH, editor. *Current pulmonology*. Vol. 8. Chicago: Year Book Medical Publishers, 1987.
- SAMET JM. A historical and epidemiological perspective on respiratory symptoms questionnaires. *American Journal of Epidemiology* 1978;108(6):435-46.
- SAMET JM, CAIN WS, LEADERER BP. Environmental tobacco smoke. In: Samet JM, Spengler JD, editors. *Indoor air pollution. A health perspective*. Baltimore (MD): Johns Hopkins University Press, 1991.
- SAMET JM, TAGER IB, SPEIZER FE. The relationship between respiratory illness in childhood and chronic air-flow obstruction in adulthood. *American Review of Respiratory Disease* 1983;127(4):508-23.
- SCHENKER MB, SAMET JM, SPEIZER FE. Effect of cigarette tar content and smoking habits on respiratory symptoms in women. *American Review of Respiratory Disease* 1982;125(6):684-90.

- SCHOENDORF KC, KIELY JL. Relationship of Sudden Infant Death Syndrome to maternal smoking during and after pregnancy. *Pediatrics* 1992;90(6):905-8.
- SCHROEDER KL, CHEN MS JR. Smokeless tobacco and blood pressure. *New England Journal of Medicine* 1985; 312(14):919.
- SCHROEDER KL, SOLLER HA, CHEN MS, NEAL CJ, GLOVER ED. Screening for smokeless tobacco lesions: recommendations for the dental practitioner. *Journal of the American Dental Association* 1988;116(1):37-42.
- SCHWARTZ RD, KELLAR KJ. In vivo regulation of (³H)acetylcholine recognition sites in brain by nicotinic cholinergic drugs. *Journal of Neurochemistry* 1985;45(2):427-33.
- SCHWARTZ J, ZEGERS S. Passive smoking, air pollution, and acute respiratory symptoms in a diary study of student nurses. *American Review of Respiratory Disease* 1990;141(1):62-7.
- SEELY JE, ZUSKIN E, BOUHUYS A. Cigarette smoking: objective evidence for lung damage in teenagers. *Science* 1971;172(3984):741-3.
- SHAPIRO L. Warning: chewing tobacco and snuff may be dangerous to your health. *Coal Age* 1981;86(12):74-9.
- SHERRILL DL, MARTINEZ FD, LEBOWITZ MD, HOLDAWAY MD, FLANNERY EM, HERBISON GP, ET AL. Longitudinal effect of passive smoking on pulmonary function in New Zealand children. *American Review of Respiratory Disease* 1992;145(5):1136-41.
- SHIFFMAN S. Tobacco chippers': individual differences in tobacco dependence. *Psychopharmacology* 1989;97(4):539-47.
- SHIFFMAN S. Refining models of dependence: variations across persons and situations. *British Journal of Addiction* 1991;86(5):611-15.
- SHIFFMAN S, FISCHER LB, ZETTLER-SEGAL M, BENOWITZ NL. Nicotine exposure among nondependent smokers. *Archives of General Psychiatry* 1990;47(4):333-6.
- SIDNEY S, STERNFELD B, GIDDING SS, JACOBS DR JR, BILD DE, OBERMAN A, ET AL. Cigarette smoking and submaximal exercise test duration in a biracial population of young adults: the CARDIA study. *Medicine and Science in Sports and Exercise* 1993;25(8):911-916.
- SIGNS SA, SCHECHTER MD. Nicotine-induced potentiation of ethanol discrimination. *Pharmacology, Biochemistry and Behavior* 1986;24(3):769-71.
- SLADE J. Adolescent nicotine use and dependence. *Adolescent Medicine: state of the art reviews* 1993;4(2):305-320.
- SLOTKIN TA, LAPPI SE, TAYYEB MI, SEIDLER FJ. Chronic prenatal nicotine exposure sensitizes rat brain to acute postnatal nicotine challenge as assessed with ornithine decarboxylase. *Life Sciences* 1991;49(9):655-70.
- SLOTKIN TA, ORBAND-MILLER L, QUEEN KL. Development of (³H)nicotine binding sites in brain regions of rats exposed to nicotine prenatally via maternal injections or infusions. *Journal of Pharmacology and Experimental Therapeutics* 1987;242(1):232-7.
- SMITH WT IV, SEIDLER FJ, SLOTKIN TA. Acute stimulation of ornithine decarboxylase in neonatal rat brain regions by nicotine: a central receptor-mediated process? *Developmental Brain Research* 1991;63(1-2):85-93.
- SPINACI S, AROSSA W, BUGIANI M, NATALE P, BUCCA C, DE CANDUSSIO G. The effects of air pollution on the respiratory health of children: a cross-sectional study. *Pediatric Pulmonology* 1985;1(5):262-6.
- STANHOPE JM, PRIOR IAM. Smoking behaviour and respiratory health in a teenage sample: the Rotura Lakes Study. 1. *New Zealand Medical Journal* 1975;82(545):71-6.
- STEVENS VJ, SEVERSON HH, LICHTENSTEIN E, LITTLE SJ, LEBEN J. Making the most of a teachable moment: smokeless tobacco intervention in the dental office setting. *American Journal of Public Health*. In press.
- STRONG JP. Coronary atherosclerosis in soldiers. A clue to the natural history of atherosclerosis in the young. *Journal of the American Medical Association* 1986;256(20):2863-6.
- STRONG JP, RICHARDS ML. Cigarette smoking and atherosclerosis in autopsied men. *Atherosclerosis* 1976;23(3):451-76.
- SWEDBERG MDB, HENNINGFIELD JE, GOLDBERG SR. Nicotine dependency: animal studies. In: Wonnacott S, Russell MAH, Stolerman IP, editors. *Nicotine psychopharmacology: molecular, cellular, and behavioural aspects*. Oxford (England): Oxford University Press, 1990.
- TAGER IB, MUÑOZ A, ROSNER B, WEISS ST, CAREY V, SPEIZER FE. Effect of cigarette smoking on the pulmonary function of children and adolescents. *American Review of Respiratory Disease* 1985;131(5):752-9.
- TAGER IB, SEGAL MR, MUÑOZ A, WEISS ST, SPEIZER FE. The effect of maternal cigarette smoking on the pulmonary function of children and adolescents. Analyses of data from two populations. *American Review of Respiratory Disease* 1987;136(6):1366-70.
- TAGER IB, SEGAL MR, SPEIZER FE, WEISS ST. The natural history of forced expiratory volumes. Effect of cigarette smoking and respiratory symptoms. *American Review of Respiratory Disease* 1988;138(4):837-49.

Preventing Tobacco Use Among Young People

TAGER IB, WEISS ST, MUÑOZ A, ROSNER B, SPEIZER FE. Longitudinal study of the effects of maternal smoking on pulmonary function in children. *New England Journal of Medicine* 1983;309(12):699-703.

TAGER IB, WEISS ST, ROSNER B, SPEIZER FE. Effect of parental cigarette smoking on the pulmonary function of children. *American Journal of Epidemiology* 1979;110(1):15-26.

TAIOLI E, WYNDER EL. Effect of the age at which smoking begins on frequency of smoking in adulthood [letter]. *New England Journal of Medicine* 1991;325(13):968-9.

TOWNSEND J, WILKES H, HAINES A, JARVIS M. Adolescent smokers seen in general practice: health, lifestyle, physical measurements, and response to antismoking advice. *British Medical Journal* 1991;303(6808):947-50.

US DEPARTMENT OF HEALTH AND HUMAN SERVICES. *The health consequences of smoking for women. A report of the Surgeon General.* US Department of Health and Human Services, Public Health Service, Office of the Assistant Secretary for Health, Office on Smoking and Health, 1980.

US DEPARTMENT OF HEALTH AND HUMAN SERVICES. *The health consequences of smoking: the changing cigarette. A report of the Surgeon General.* US Department of Health and Human Services, Public Health Service, Office on Smoking and Health. DHHS Publication No. (PHS) 81-50156, 1981.

US DEPARTMENT OF HEALTH AND HUMAN SERVICES. *The health consequences of smoking: cancer. A report of the Surgeon General.* US Department of Health and Human Services, Public Health Service, Office on Smoking and Health. DHHS Publication No. (PHS) 82-50179, 1982.

US DEPARTMENT OF HEALTH AND HUMAN SERVICES. *The health consequences of smoking: cardiovascular disease. A report of the Surgeon General.* US Department of Health and Human Services, Public Health Service, Office on Smoking and Health. DHHS Publication No. (PHS) 84-50204, 1983.

US DEPARTMENT OF HEALTH AND HUMAN SERVICES. *The health consequences of smoking: chronic obstructive lung disease. A report of the Surgeon General.* US Department of Health and Human Services, Public Health Service, Office on Smoking and Health. DHHS Publication No. (PHS) 84-50205, 1984.

US DEPARTMENT OF HEALTH AND HUMAN SERVICES. *The health consequences of involuntary smoking. A report of the Surgeon General.* US Department of Health and Human Services, Public Health Service, Centers for Disease Control. DHHS Publication No. (CDC) 87-8398, 1986a.

US DEPARTMENT OF HEALTH AND HUMAN SERVICES. *The health consequences of using smokeless tobacco. A report of the advisory committee to the Surgeon General.* US Department of Health and Human Services, Public Health Service, National Institutes of Health. NIH Publication No. 86-2874, 1986b.

US DEPARTMENT OF HEALTH AND HUMAN SERVICES. *Drug abuse and drug abuse research.* The second triennial report to Congress from the Secretary, Department of Health and Human Services. US Department of Health and Human Services, Public Health Service, Alcohol, Drug Abuse, and Mental Health Administration. DHHS Publication No. (ADM) 87-1486, 1987.

US DEPARTMENT OF HEALTH AND HUMAN SERVICES. *The health consequences of smoking: nicotine addiction. A report of the Surgeon General, 1988.* US Department of Health and Human Services, Public Health Service, Centers for Disease Control, Center for Health Promotion and Education, Office on Smoking and Health. DHHS Publication No. (CDC) 88-8406, 1988.

US DEPARTMENT OF HEALTH AND HUMAN SERVICES. *Reducing the health consequences of smoking: 25 years of progress. A report of the Surgeon General.* US Department of Health and Human Services, Public Health Service, Centers for Disease Control, Center for Chronic Disease Prevention and Health Promotion, Office on Smoking and Health. DHHS Publication No. (CDC) 89-8411, 1989.

US DEPARTMENT OF HEALTH AND HUMAN SERVICES. *The health benefits of smoking cessation. A report of the Surgeon General.* US Department of Health and Human Services, Public Health Service, Centers for Disease Control, Center for Chronic Disease Prevention and Health Promotion, Office on Smoking and Health. DHHS Publication No. (CDC) 90-8416, 1990.

US DEPARTMENT OF HEALTH AND HUMAN SERVICES. *Drug abuse and drug abuse research.* The third triennial report to Congress from the Secretary, Department of Health and Human Services. US Department of Health and Human Services, Public Health Service, Alcohol, Drug Abuse, and Mental Health Administration. DHHS Publication No. (ADM) 91-1704, 1991a.

US DEPARTMENT OF HEALTH AND HUMAN SERVICES. *Guidelines for the diagnosis and management of asthma.* National asthma education program. Expert panel report. US Department of Health and Human Services, National Institutes of Health. Publication No. 91-3042. Bethesda (MD): 1991b.

US DEPARTMENT OF HEALTH AND HUMAN SERVICES. *National household survey on drug abuse: main findings 1990.* DHHS Publication No. (ADM) 91-1788, 1991c.

US DEPARTMENT OF HEALTH AND HUMAN SERVICES. *Smokeless tobacco or health: an international perspective.* Monograph No. 2. US Department of Health and Human Services, Public Health Service, National Institutes of Health, National Cancer Institute. Bethesda (MD): NIH No. 92-3461. 1992a.

US DEPARTMENT OF HEALTH AND HUMAN SERVICES. *Spit tobacco and youth.* US Department of Health and Human Services, Office of Inspector General. Publication No. OEI 06-92-00500, 1992b.

- US DEPARTMENT OF HEALTH, EDUCATION, AND WELFARE. *The health consequences of smoking. A report of the Surgeon General: 1971.* US Department of Health, Education, and Welfare, Public Health Service, Health Services and Mental Health Administration. DHEW Publication No. (HSM) 71-7513, 1971.
- US DEPARTMENT OF HEALTH, EDUCATION, AND WELFARE. *The health consequences of smoking.* US Department of Health, Education, and Welfare, Public Health Service, Health Services and Mental Health Administration. DHEW Publication No. (HSM) 73-8704, 1973.
- US DEPARTMENT OF HEALTH, EDUCATION, AND WELFARE. *The health consequences of smoking, 1977-1978.* US Department of Health, Education, and Welfare, Public Health Service, Office of the Assistant Secretary for Health, Office on Smoking and Health. DHEW Publication No. (PHS) 79-50065, 1979a.
- US DEPARTMENT OF HEALTH, EDUCATION, AND WELFARE. *Smoking and health. A report of the Surgeon General.* US Department of Health, Education, and Welfare, Public Health Service, Office of the Assistant Secretary of Health, Office on Smoking and Health. DHEW Publication No. (PHS) 79-50066, 1979b.
- US ENVIRONMENTAL PROTECTION AGENCY. *Respiratory health effects of passive smoking: lung cancer and other disorders.* US Environmental Protection Agency, Office of Research and Development, Office of Air and Radiation. EPA/600/6-90, 1992.
- WALTER S, NANCY NR, COLLIER CR. Changes in forced expiratory spiogram in young male smokers. *American Review of Respiratory Disease* 1979;119(5):717-24.
- WEINTRAUB JA, ARTHUR JS, KUEHNE J, STINNETT S, CHAMBLESS M. *Association between smokeless tobacco use and gingival recession.* Abstract #46, American Association of Public Health Dentists 53rd Annual Meeting, Boston, MA, October 12, 1990.
- WEISS ST, TAGER IB, SPEIZER FE, ROSNER B. Persistent wheeze: its relation to respiratory illness, cigarette smoking, and level of pulmonary function in a population sample of children. *American Review of Respiratory Disease* 1980;122(5):697-707.
- WELTE JW, BARNES GM. Youthful smoking: patterns and relationships to alcohol and other drug use. *Journal of Adolescence* 1987;10(4):327-40.
- WEST RR, EVANS DA. Lifestyle changes in long term survivors of acute myocardial infarction. *Journal of Epidemiology and Community Health* 1986;40(2):103-9.
- WILLIAMS NJ. A smokeless tobacco cessation program for postsecondary students [dissertation]. Memphis (TN): Memphis State University, 1992.
- WINN DM. Smokeless tobacco and cancer: the epidemiological evidence. *CA: A Cancer Journal for Clinicians* 1988;38(4):236-43.
- WOLFE MD, CARLOS JP. Oral health effects of smokeless tobacco use in Navajo Indian adolescents. *Community Dentistry and Oral Epidemiology* 1987;15(4):230-5.
- WOOLCOCK AJ, LEEDER SR, PEAT JK, BLACKBURN CRB. The influence of lower respiratory illness in infancy and childhood and subsequent cigarette smoking on lung function in Sydney schoolchildren. *American Review of Respiratory Disease* 1979;120(1):5-14.
- WOOLCOCK AJ, PEAT JK, LEEDER SR, BLACKBURN CRB. The development of lung function in Sydney children: effects of respiratory illness and smoking. A ten year study. *European Journal of Respiratory Diseases* 1984;65(132 Suppl):1-97.
- WORLD HEALTH ORGANIZATION. *Smokeless tobacco control. Report of a WHO study group.* WHO Technical Report Series 773. Geneva: World Health Organization, 1988.
- YAMAGUCHI K, KANDEL DB. Patterns of drug use from adolescence to young adulthood: II. Sequences of progression. *American Journal of Public Health* 1984;74(7):668-72.
- YOUNG RC JR, RACHAL RE, HACKNEY RL JR, UY CG, SCOTT RB. Smoking is a factor in causing acute chest syndrome in sickle cell anemia. *Journal of the National Medical Association* 1992;84(3):267-71.

References

Chapter 3: Epidemiology of Tobacco Use Among Young People in the United States

- ABELSON HI, ATKINSON RB. Public experience with psychoactive substances: a nationwide study among adults and youth. Princeton (NJ): Response Analysis Corporation, 1975.
- ABELSON HI, FISHBURNE PM. Nonmedical use of psychoactive substances: 1975/6 nationwide study among youth and adults. Princeton (NJ): Response Analysis Corporation, 1976.
- ALLEN K, MOSS A, BOTMAN S, WINN D, GIOVINO G, PIERCE J. Teenage attitudes and practices survey (TAPS): methodology and response rate. Paper presented at the 119th annual meeting of the American Public Health Association, 1991.
- ALLEN K, MOSS A, GIOVINO GA, SHOPLAND DR, PIERCE JP. Teenage tobacco use data. Estimates from the teenage attitudes and practices survey, United States, 1989. *Advance Data*. US Department of Health and Human Services, Public Health Service, Centers for Disease Control and Prevention, National Center for Health Statistics. No. 224, 1993.
- BACHMAN JG, JOHNSTON LD, O'MALLEY PM. Monitoring the future: questionnaire responses from the nation's high school seniors 1976. Ann Arbor (MI): Institute for Social Research, University of Michigan, 1980a.
- BACHMAN JG, JOHNSTON LD, O'MALLEY PM. Monitoring the future: questionnaire responses from the nation's high school seniors 1978. Ann Arbor (MI): Institute for Social Research, University of Michigan, 1980b.
- BACHMAN JG, JOHNSTON LD, O'MALLEY PM. Monitoring the future: questionnaire responses from the nation's high school seniors 1980. Ann Arbor (MI): Institute for Social Research, University of Michigan, 1981.
- BACHMAN JG, JOHNSTON LD, O'MALLEY PM. Monitoring the future: questionnaire responses from the nation's high school seniors 1982. Ann Arbor (MI): Institute for Social Research, University of Michigan, 1984.
- BACHMAN JG, JOHNSTON LD, O'MALLEY PM. Monitoring the future: questionnaire responses from the nation's high school seniors 1984. Ann Arbor (MI): Institute for Social Research, University of Michigan, 1985.
- BACHMAN JG, JOHNSTON LD, O'MALLEY PM. Monitoring the future: questionnaire responses from the nation's high school seniors 1986. Ann Arbor (MI): Institute for Social Research, University of Michigan, 1987.
- BACHMAN JG, JOHNSTON LD, O'MALLEY PM. Monitoring the future: questionnaire responses from the nation's high school seniors 1988. Ann Arbor (MI): Institute for Social Research, University of Michigan, 1991.
- BACHMAN JG, WALLACE JM, O'MALLEY PM, JOHNSTON LD, KURTH CL, NEIGHBORS HW. Racial/ethnic differences in smoking, drinking, and illicit drug use among American high school seniors, 1976-89. *American Journal of Public Health* 1991;81(3):372-7.
- BAUMAN KE, KOCH GG, BRYAN ES, HALEY NJ, DOWNTON MI, ORLANDI MA. On the measurement of tobacco use by adolescents. Validity of self-reports of smokeless tobacco use and validity of cotinine as an indicator of cigarette smoking. *American Journal of Epidemiology* 1989;130(2):327-7.
- BIGLAN A, GALLISON C, ARY D, THOMPSON R. Expired air carbon monoxide and saliva thiocyanate: relationships to self-reports of marijuana and cigarette smoking. *Addictive Behaviors* 1985;10(2):137-44.
- CAMPANELLI PC, DIELMAN TE, SHOPE JT. Validity of adolescents' self-reports of alcohol use and misuse using a bogus pipeline procedure. *Adolescence* 1987 Spring; XXII(85):7-22.
- CENTERS FOR DISEASE CONTROL. Smokeless tobacco use in rural Alaska. *Morbidity and Mortality Weekly Report* 1987;36(10):140-3.
- CENTERS FOR DISEASE CONTROL. Prevalence of oral lesions and smokeless tobacco use in Northern Plains Indians. *Morbidity and Mortality Weekly Report* 1988;37(39):608-11.
- CENTERS FOR DISEASE CONTROL. Cigarette smoking among youth—United States, 1989. *Morbidity and Mortality Weekly Report* 1991a;40(41):712-5.
- CENTERS FOR DISEASE CONTROL. Differences in the age of smoking initiation between blacks and whites—United States. *Morbidity and Mortality Weekly Report* 1991b;40(44):754-7.
- CENTERS FOR DISEASE CONTROL. Cigarette smoking among adults—United States, 1990. *Morbidity and Mortality Weekly Report* 1992a;41(20):354-5.
- CENTERS FOR DISEASE CONTROL. Comparison of the cigarette brand preferences of adult and teenaged smokers—United States, 1989, and 10 U.S. communities, 1988 and 1990. *Morbidity and Mortality Weekly Report* 1992b;41(10):169-81.

- CENTERS FOR DISEASE CONTROL. Selected tobacco-use behaviors and dietary patterns among high school students—United States, 1991. *Morbidity and Mortality Weekly Report* 1992c;41(24):417–21.
- CENTERS FOR DISEASE CONTROL. Tobacco, alcohol, and other drug use among high school students—United States, 1991. *Morbidity and Mortality Weekly Report* 1992d;41(37):698–703.
- CENTERS FOR DISEASE CONTROL AND PREVENTION, DIVISION OF ADOLESCENT AND SCHOOL HEALTH. Unpublished data.
- CENTERS FOR DISEASE CONTROL AND PREVENTION, OFFICE ON SMOKING AND HEALTH. Unpublished data.
- COHEN SJ, KATZ BP, DROOK CA, CHRISTEN AG, MCDONALD JL, OLSON BL, ET AL. Overreporting of smokeless tobacco use by adolescent males. *Journal of Behavioral Medicine* 1988;11(4):383–93.
- CONVERSE PE, TRAUGOTT MW. Assessing the accuracy of polls and surveys. *Science* 1986;234 November:1094–8.
- DIFRANZA JR, RICHARDS JW, PAULMAN PM, WOLFGILLESPIEN, FLETCHER C, JAFFERD, ET AL. RJR Nabisco's cartoon camel promotes Camel cigarettes to children. *Journal of the American Medical Association* 1991;266(22):3149–53.
- ERNSTER VL, GRADY DG, GREENE JC, WALSH M, ROBERTSON P, DANIELS TE, ET AL. Smokeless tobacco use and health effects among baseball players. *Journal of the American Medical Association* 1990;264(2):218–24.
- ESCOBEDO LG, MARCUS SE, HOTZMAN D, GIOVINO GA. Sports participation, age of smoking initiation, and the risk of smoking among U.S. high school students. *Journal of the American Medical Association* 1993;269(11):1391–5.
- ESCOBEDO LG, REMINGTON PL. Birth cohort analysis of smoking prevalence among Hispanics in the United States. *Journal of the American Medical Association* 1989;261(1):66–9.
- ETZEL RA. A review of the use of saliva cotinine as a marker of tobacco smoke exposure. *Preventive Medicine* 1990;19(2):190–7.
- EVANS RI, HANSEN WB, MITTELMARK MB. Increasing the validity of self-reports of smoking behavior in children. *Journal of Applied Psychology* 1977;62(4):521–3.
- FEARS BA, GERKOVICH MM, O'CONNELL KA, COOK MR. Evaluation of salivary thiocyanate as an indicator of smoking behavior. *Health Psychology* 1987;6(6):561–8.
- FINCHER J. Sean Marsee's smokeless death. *Reader's Digest* 1985;127(762):107–12.
- FISHBURNE PM, ABELSON HI, CISIN IH. *National survey on drug abuse: main findings: 1979*. US Department of Health and Human Services, Public Health Service, Alcohol, Drug Abuse, and Mental Health Administration, National Institute on Drug Abuse. Bethesda (MD): DHHS Publication No. (ADM) 80-976, 1980.
- FLAY BR, D'AVERNAS JR, BEST JA, KERSELL MW, RYAN KB. Cigarette smoking: why young people do it and ways of preventing it. In: McGrath P, Firestone P, editors. *Pediatric and adolescent behavioral medicine*. Vol. 10. New York: Springer Publishing, 1983.
- GEORGE H. GALLUP INTERNATIONAL INSTITUTE. Teen-age attitudes and behavior concerning tobacco: report of the findings. Princeton (NJ): George H. Gallup International Institute, 1992.
- GFROERER J. Personal communication. 1993.
- HAENSZEL W, SHIMKIN MB, MILLER HP. *Tobacco smoking patterns in the United States*. Public Health Monograph No. 45. US Department of Health, Education, and Welfare, Public Health Service, Office on Smoking and Health. DHEW Publication No. (PHS) 463, 1955.
- HALL RL, DEXTER D. Smokeless tobacco use and attitudes toward smokeless tobacco among Native Americans and other adolescents in the Northwest. *American Journal of Public Health* 1988;78(12):1586–8.
- HARRIS JE. Cigarette smoking among successive birth cohorts of men and women in the United States during 1900–80. *Journal of the National Cancer Institute* 1983;71(3):473–9.
- HILL PC, DILL CA, DAVENPORT EC. A reexamination of the bogus pipeline. *Educational and Psychological Measurement* 1988;48(3):587–601.
- HOSMER DW, LEMESHOW S. *Applied logistic regression*. New York: John Wiley & Sons, Inc., 1989.
- INSTITUTE FOR SOCIAL RESEARCH, UNIVERSITY OF MICHIGAN. Unpublished data.
- JARVIS MJ, RUSSELL MA, BENOWITZ NL, FEYERABEND C. Elimination of cotinine from body fluids: implications for noninvasive measurement of tobacco exposure. *American Journal of Public Health* 1988;78(6):696–8.
- JARVIS MJ, TUNSTALL-PEDOE H, FEYERBEND C, VESSEY C, SALOOJEE Y. Comparison of tests used to distinguish smokers from nonsmokers. *American Journal of Public Health* 1987;77(11):1435–8.

JOHNSTON LD, BACHMAN JG. Monitoring the future: questionnaire responses from the nation's high school seniors 1975. Ann Arbor (MI): Institute for Social Research, University of Michigan, 1980.

JOHNSTON LD, BACHMAN JG, O'MALLEY PM. Monitoring the future: questionnaire responses from the nation's high school seniors 1977. Ann Arbor (MI): Institute for Social Research, University of Michigan, 1980a.

JOHNSTON LD, BACHMAN JG, O'MALLEY PM. Monitoring the future: questionnaire responses from the nation's high school seniors 1979. Ann Arbor (MI): Institute for Social Research, University of Michigan, 1980b.

JOHNSTON LD, BACHMAN JG, O'MALLEY PM. Monitoring the future: questionnaire responses from the nation's high school seniors 1981. Ann Arbor (MI): Institute for Social Research, University of Michigan, 1982.

JOHNSTON LD, BACHMAN JG, O'MALLEY PM. Monitoring the future: questionnaire responses from the nation's high school seniors 1983. Ann Arbor (MI): Institute for Social Research, University of Michigan, 1984.

JOHNSTON LD, BACHMAN JG, O'MALLEY PM. Monitoring the future: questionnaire responses from the nation's high school seniors 1985. Ann Arbor (MI): Institute for Social Research, University of Michigan, 1986.

JOHNSTON LD, BACHMAN JG, O'MALLEY PM. Monitoring the future: questionnaire responses from the nation's high school seniors 1987. Ann Arbor (MI): Institute for Social Research, University of Michigan, 1991.

JOHNSTON LD, BACHMAN JG, O'MALLEY PM. Monitoring the future: questionnaire responses from the nation's high school seniors 1989. Ann Arbor (MI): Institute for Social Research, University of Michigan, 1992.

JOHNSTON LD, O'MALLEY PM, BACHMAN JG. *Drug use among American high school seniors, college students and young adults, 1975-1990: volume I, high school seniors*. US Department of Health and Human Services, Public Health Service, Alcohol, Drug Abuse, and Mental Health Administration, National Institute on Drug Abuse. Bethesda (MD): DHHS Publication No.(ADM) 91-1813, 1991a.

JOHNSTON LD, O'MALLEY PM, BACHMAN JG. *Drug use among American high school seniors, college students and young adults, 1975-1990: volume II, college students and young adults*. US Department of Health and Human Services, Public Health Service, Alcohol, Drug Abuse, and Mental Health Administration, National Institute on Drug Abuse. Bethesda (MD): DHHS Publication No.(ADM) 91-1835, 1991b.

JOHNSTON LD, O'MALLEY PM, BACHMAN JG. *Smoking, drinking, and illicit drug use among American secondary school students, college students, and young adults, 1975-1991: volume I, secondary school students*. US Department of Health and Human Services, Public Health Service, National Institutes of Health, National Institute on Drug Abuse. Bethesda (MD): NIH Publication No. 93-3480, 1992a.

JOHNSTON LD, O'MALLEY PM, BACHMAN JG. *Smoking, drinking, and illicit drug use among American secondary school students, college students, and young adults, 1975-1992: volume II, college students and young adults*. US Department of Health and Human Service, Public Health Service, National Institutes of Health, National Institute on Drug Abuse. Bethesda (MD): NIH Publication No. 93-3481, 1992b.

JOHNSTON LD, O'MALLEY PM, BACHMAN JG. *National survey results on drug use from Monitoring the Future Study, 1975-1992: volume I, secondary school students*. US Department of Health and Human Services, Public Health Service, National Institutes of Health, National Institute on Drug Abuse, in press.

JONES EE, SIGALL H. The bogus pipeline: a new paradigm for measuring affect and attitude. *Psychological Bulletin* 1971;76(5):349-64.

JOURNAL OF THE AMERICAN MEDICAL ASSOCIATION. Consensus Conference. Health applications of smokeless tobacco use. *Journal of the American Medical Association* 1986;255(8):1045-8.

KOLBE LJ. An epidemiological surveillance system to monitor the prevalence of youth behaviors that most affect health. *Health Education* 1990;21(6):44-8.

KOLBE LJ, KANN L, COLLINS JL. Overview of the Youth Risk Behavior Surveillance System. *Public Health Reports*. 1993; 108(1Suppl):2-10.

KOPSTEIN AN, ROTH PT. *Drug abuse among racial/ethnic groups*. US Department of Health and Human Services, Public Health Service, National Institutes of Health, National Institute on Drug Abuse. Bethesda (MD): Special Report, 1993.

LUEPKER RV, PALLONEN UE, MURRAY DM, PIRIE PL. Validity of telephone survey in assessing cigarette smoking in young adults. *American Journal of Public Health* 1989;79(2):202-4.

MARCUS AC, CRANE LA, SHOPLAND DR, LYNN WR. Use of smokeless tobacco in the United States: recent estimates from the Current Population Survey. In: National Cancer Institute. *Smokeless tobacco use in the United States*. Monograph No. 8. US Department of Health and Human Services, Public Health Service, National Institutes of Health, National Cancer Institute. Bethesda (MD): NIH Publication No. 89-3055, 1989, 17-23.

- MAXWELL JC JR. *The Maxwell consumer report: 1991 year-end sales estimates for the cigarette industry*. Richmond (VA): Wheat First Securities, 1992.
- MCNEILL AD. The development of dependence on smoking in children. *British Journal of the Addictions* 1991;86(5):589-92.
- MCNEILL AD, JARVIS MJ, WEST RJ. Subjective effects of cigarette smoking in adolescents. *Psychopharmacology* 1987;92(1):115-7.
- MCNEILL AD, WEST RJ, JARVIS MJ, JACKSON P, BRYANT A. Cigarette withdrawal symptoms in adolescent smokers. *Psychopharmacology* 1986;90(4):533-6.
- MILLER RG. *Beyond anova: basics of applied statistics*. New York: John Wiley & Sons, Inc., 1986.
- MILLER JD, CISIN IH, GARDNER-KEATON H, HARRELL AV, WIRTZ PW, ABELSON HI, ET AL. *National survey on drug abuse: main findings: 1982*. US Department of Health and Human Services, Public Health Service, Alcohol, Drug Abuse, and Mental Health Administration, National Institute on Drug Abuse. Bethesda (MD): DHHS Publication No. (ADM) 83-1263, 1983.
- MOSS AJ, ALLENKF, GIOVINOGA, MILLSSL. Recent trends in adolescent smoking, smoking-uptake correlates, and expectations about the future. *Advance Data*. US Department of Health and Human Services, Public Health Service, Centers for Disease Control and Prevention, National Center for Health Statistics. No. 221, 1992.
- MURRAYDM, PERRY CL. The measurement of substance use among adolescents: when is the 'bogus pipeline' method needed? *Addictive Behaviors* 1987;12(3):225-33.
- NATIONAL CENTER FOR HEALTH STATISTICS. The statistical design of the Health Household-Interview Survey. By staff of the US National Health Survey and the Bureau of the Census. *Health Statistics*. US Department of Health, Education, and Welfare, Public Health Service. PHS Publication No. 584-A2, Washington (DC): US Government Printing Office, 1958.
- NATIONAL CENTER FOR HEALTH STATISTICS. Changes in cigarette smoking habits between 1955 and 1966. *Vital and Health Statistics*. Series 10, No. 59. US Department of Health, Education, and Welfare, Public Health Service, Health Services and Mental Health Administration. PHS Publication No. 1000, 1970.
- NATIONAL CENTER FOR HEALTH STATISTICS. Health interview survey procedures, 1957-1974. *Vital and Health Statistics*. Series 1, No. 11. US Department of Health, Education, and Welfare, Public Health Service, Health Resources Administration, National Center for Health Statistics. DHEW Publication No. (HRA) 75-1311, 1975.
- NATIONAL CENTER FOR HEALTH STATISTICS. Advance report of final mortality statistics, 1989. *Monthly Vital Statistics Report* 1992a;40(8).
- NATIONAL CENTER FOR HEALTH STATISTICS, VENTURA SJ. Advance report of new data from the 1989 birth certificate. *Monthly Vital Statistics Report* 1992b;40(12).
- NATIONAL CENTER FOR HEALTH STATISTICS. *Health United States, 1992*. Hyattsville (MD): Public Health Service. DHHS Publication No. (PHS) 93-1232, 1993.
- NATIONAL CENTER FOR HEALTH STATISTICS, KOVAR MG, POE GS. The National Health Interview Survey design, 1973-84, and procedures, 1975-83. *Vital and Health Statistics*. Series 1, No. 18. US Department of Health and Human Services, Public Health Service, National Center for Health Statistics. DHHS Publication No. (PHS) 85-1320, 1985.
- NATIONAL CENTER FOR HEALTH STATISTICS, MASSEY JT, MOORE TF, PARSONS VL, TADROS W. Design and Estimation for the National Health Interview Survey, 1985-94. *Vital and Health Statistics*. Series 2, No. 110. US Department of Health and Human Services, Public Health Service, Centers for Disease Control, National Center for Health Statistics. DHHS Publication No. (PHS) 89-1384, 1989.
- NATIONAL CENTER FOR HEALTH STATISTICS, SCHOENBORN CA. Health promotion and disease prevention: United States, 1985. *Vital and Health Statistics*. Series 10, No. 163. US Department of Health and Human Services, Public Health Service, Centers for Disease Control, National Center for Health Statistics. DHHS Publication No. (PHS) 88-1591, 1988a.
- NATIONAL CENTER FOR HEALTH STATISTICS, SCHOENBORN CA, MARANO M. Current estimates from the National Health Interview Survey, United States, 1987. *Vital and Health Statistics*. Series 10, No. 166. US Department of Health and Human Services, Public Health Service, Centers for Disease Control, National Center for Health Statistics. DHHS Publication No. (PHS) 88-1594, 1988b.
- NOLAND MP, KRYSICIO RJ, RIGGS RS, LINVILLE LH, PERRITT LJ, TUCKER TC. Saliva cotinine and thiocyanate: chemical indicators of smokeless tobacco and cigarette use in adolescents. *Journal of Behavioral Medicine* 1988;11(5):423-33.
- PIERCE JP, FARKAS A, EVANS N, BERRY C, CHUI W, ROSBROOK B, ET AL. *Tobacco use in California. A focus on preventing uptake in adolescents*. Sacramento (CA): California Department of Health Services, 1993.
- PIERCE JP, GILPIN E, BURNS DM, WHALEN E, ROSBROOK B, SHOPLAND D, ET AL. Does tobacco advertising target young people to start smoking? Evidence from California. *Journal of the American Medical Association* 1991;266(22):3154-8.

- PIERCE JP, HATZIANDREU E. *Report of the 1986 adult use of tobacco survey*. US Department of Health and Human Services, Public Health Service, Centers for Disease Control, Office on Smoking and Health. Publication No. OM 90-2004, 1990.
- PIERCE JP, NAQUIN M, GILPIN E, GIOVINO G, MILLS S, MARCUS S. Smoking initiation in the United States: a role for worksite and college smoking bans. *Journal of the National Cancer Institute* 1991;83(14):1009-13.
- PIRIE PL, MURRAY DM, LUEPKER RV. Smoking prevalence in a cohort of adolescents, including absentees, dropouts, and transfers. *American Journal of Public Health* 1988;78(20):176-8.
- ROBERTSON JB, BRAY JT. Development of a validation test for self-reported abstinence from smokeless tobacco products: preliminary results. *Preventive Medicine* 1988;17(4):496-502.
- SCHINKE SP, SCHILLING RF II, GILCHRIST LD, ASHBY MR, KITAJIMA E. Pacific Northwest Native American youth and smokeless tobacco use. *International Journal of Addictions* 1987;22(9):881-4.
- SUBSTANCE ABUSE AND MENTAL HEALTH SERVICES ADMINISTRATION. The 1991 National Household Survey on Drug Abuse. Unpublished data.
- TAIOLI E, WYNDER EL. Effect of the age at which smoking begins on frequency of smoking in adulthood [letter]. *New England Journal of Medicine* 1991;325(13):968-9.
- TURNER CF, LESSLER JT, DEVORE JW. Effects of mode of administration and wording on reporting of drug use. In: Turner CF, Lessler JT, Gfroerer JC, editors. *Survey measurement of drug use: methodological studies*. US Department of Health and Human Services, Public Health Service, Alcohol, Drug Abuse, and Mental Health Administration. Rockville (MD): DHHS Publication No. (ADM) 92-1929, 1992.
- US DEPARTMENT OF HEALTH AND HUMAN SERVICES. *The health consequences of smoking for women. A report of the Surgeon General*. US Department of Health and Human Services, Public Health Service, Office of the Assistant Secretary for Health, Office on Smoking and Health, 1980.
- US DEPARTMENT OF HEALTH AND HUMAN SERVICES. *The health consequences of smoking: cancer and chronic lung disease in the workplace. A report of the Surgeon General*. US Department of Health and Human Services, Public Health Service, Office on Smoking and Health. DHHS Publication No. (PHS) 85-50207, 1985.
- US DEPARTMENT OF HEALTH AND HUMAN SERVICES. *The health consequences of using smokeless tobacco. A report of the advisory committee to the Surgeon General*. US Department of Health and Human Services, Public Health Service, National Institutes of Health. NIH Publication No. 86-2874, 1986.
- US DEPARTMENT OF HEALTH AND HUMAN SERVICES. *National household survey on drug abuse: main findings 1985*. US Department of Health and Human Services, Public Health Service, Alcohol, Drug Abuse, and Mental Health Administration, National Institute on Drug Abuse. DHHS Publication No. (ADM) 88-1586, 1988a.
- US DEPARTMENT OF HEALTH AND HUMAN SERVICES. *The health consequences of smoking: nicotine addiction. A report of the Surgeon General*. US Department of Health and Human Services, Public Health Service, Centers for Disease Control, Center for Health Promotion and Education, Office on Smoking and Health. DHHS Publication No. (CDC) 88-8406, 1988b.
- US DEPARTMENT OF HEALTH AND HUMAN SERVICES. *National household survey on drug abuse: population estimates: 1988*. US Department of Health and Human Services, Public Health Service, Alcohol, Drug Abuse, and Mental Health Administration, National Institute on Drug Abuse. DHHS Publication No. (ADM) 89-1636, 1989a.
- US DEPARTMENT OF HEALTH AND HUMAN SERVICES. *Reducing the health consequences of smoking: 25 years of progress. A report of the Surgeon General*. US Department of Health and Human Services, Public Health Service, Centers for Disease Control, Center for Chronic Disease Prevention and Health Promotion, Office on Smoking and Health. DHHS Publication No. (CDC) 89-8411, 1989b.
- US DEPARTMENT OF HEALTH AND HUMAN SERVICES. *National household survey on drug abuse: main findings 1988*. US Department of Health and Human Services, Public Health Service, Alcohol, Drug Abuse, and Mental Health Administration, National Institute on Drug Abuse. DHHS Publication No. (ADM) 90-1682, 1990a.
- US DEPARTMENT OF HEALTH AND HUMAN SERVICES. *The health benefits of smoking cessation. A report of the Surgeon General*. US Department of Health and Human Services, Public Health Service, Centers for Disease Control, Center for Chronic Disease Prevention and Health Promotion, Office on Smoking and Health. DHHS Publication No. (CDC) 90-8416, 1990b.
- US DEPARTMENT OF HEALTH AND HUMAN SERVICES. *National household survey on drug abuse: main findings 1990*. US Department of Health and Human Services, Public Health Service, Alcohol, Drug Abuse, and Mental Health Administration, National Institute on Drug Abuse. DHHS Publication No. (ADM) 91-1788, 1991a.
- US DEPARTMENT OF HEALTH AND HUMAN SERVICES. *Strategies to control tobacco use in the United States: a blueprint for public health action in the 1990s*. Monograph No. 1. US Department of Health and Human Services, Public Health Service, National Institutes of Health, National Cancer Institute. Bethesda (MD): NIH Publication No. 92-3316, 1991b.

US DEPARTMENT OF HEALTH AND HUMAN SERVICES. *National household survey on drug abuse: population estimates 1991*. Revised: November 20, 1992. US Department of Health and Human Services, Public Health Service, Alcohol, Drug Abuse, and Mental Health Administration, National Institute on Drug Abuse. DHHS Publication No. (ADM) 92-1887, 1992a.

US DEPARTMENT OF HEALTH AND HUMAN SERVICES. *Smokeless tobacco or health: an international perspective*. Monograph No. 2. US Department of Health and Human Services, Public Health Service, National Institutes of Health, National Cancer Institute. Bethesda (MD): NIH Publication No. 92-3461, September 1992b.

US DEPARTMENT OF HEALTH AND HUMAN SERVICES. *National household survey on drug abuse: main findings 1991*. US Department of Health and Human Services, Public Health Service, Substance Abuse and Mental Health Services Administration, Office of Applied Studies. DHHS Publication No. (SMA) 93-1980, 1993.

US DEPARTMENT OF HEALTH, EDUCATION, AND WELFARE. *Teenage smoking: national patterns of cigarette smoking, ages 12 through 18, in 1968 and 1970*. US Department of Health, Education, and Welfare, Health Services and Mental Health Administration, Regional Medical Programs Services, National Clearinghouse for Smoking and Health. DHEW Publication No. (HSM) 72-7508, 1972.

US DEPARTMENT OF HEALTH, EDUCATION, AND WELFARE. *Teenage smoking: national patterns of cigarette smoking, ages 12 through 18, in 1972 and 1974*. US Department of Health, Education, and Welfare, Public Health Service, National Institutes of Health. DHEW Publication No. (NIH) 76-931, 1976.

US DEPARTMENT OF HEALTH, EDUCATION, AND WELFARE. *Smoking and health. A report of the Surgeon General*. US Department of Health, Education, and Welfare, Public Health Service, Office of the Assistant Secretary for Health, Office on Smoking and Health. DHEW Publication No. (PHS) 79-50066, 1979a.

US DEPARTMENT OF HEALTH, EDUCATION, AND WELFARE. *Teenage smoking. Immediate and long-term patterns*. US Department of Health, Education, and Welfare, National Institute of Education, November 1979b.

VELICER WF, PROCHASKA JO, ROSSI JS, SNOW MG. Assessing outcome in smoking cessation studies. *Psychological Bulletin* 1992;111(1):23-41.

WALL MA, JOHNSON J, JACOB P, BENOWITZ NL. Cotinine in the serum, saliva, and urine of nonsmokers, passive smokers, and active smokers. *American Journal of Public Health* 1988;78(6):699-701.

WALLACE JM, BACHMAN JG. Explaining racial/ethnic differences in adolescent drug use: the impact of background and lifestyle. *Social Problems* 1991;38(3):333-57.

WERCH CE, GORMAN DR, MARTY PJ, FORBESS J, BROWN B. Effects of the bogus-pipeline on enhancing validity of self-reported adolescent drug use measures. *Journal of School Health* 1987;57(6):232-6.

ZANES A, MATSOUKAS E. Different settings, different results? A comparison of school and home responses. *Public Opinion Quarterly* 1979;43(4):550-7.

References

Chapter 4: Psychosocial Risk Factors for Initiating Tobacco Use

- AHLGREN A, NOREM AA, HOCHHAUSER M, GARVIN J. Antecedents of smoking among pre-adolescents. *Journal of Drug Education* 1982;12(4):325-40.
- ALEXANDER HM, CALLCOTT R, DOBSON AJ, HARDES GR, LLOYD DM, O'CONNELL DL, ET AL. Cigarette smoking and drug use in schoolchildren: IV—factors associated with changes in smoking behaviour. *International Journal of Epidemiology* 1983;12(1):59-66.
- AMERICAN SCHOOL HEALTH ASSOCIATION, ASSOCIATION FOR THE ADVANCEMENT OF HEALTH EDUCATION, SOCIETY FOR PUBLIC HEALTH EDUCATION, INC., US DEPARTMENT OF HEALTH AND HUMAN SERVICES. *The national adolescent health survey: a report on the health of America's youth*. Oakland (CA): Third Party Publishing, 1989.
- ARY DV. Use of smokeless tobacco among male adolescents: concurrent and prospective relationships. In: National Cancer Institute. *Smokeless tobacco use in the United States*. Monograph No. 8. US Department of Health and Human Services, Public Health Service, National Institutes of Health, National Cancer Institute. Bethesda (MD): NIH Publication No. 89-3055, 1989, 49-55.
- ARY DV, BIGLAN A. Longitudinal changes in adolescent cigarette smoking behavior: onset and cessation. *Journal of Behavioral Medicine* 1988;11(4):361-82.
- ARY DV, BIGLAN A, NAUTEL CL, WEISSMAN W, SEVERSON HH. Longitudinal prediction of the onset and change in rate of adolescent smoking. In: Forbes WF, Frecker RC, Nostbakken D, editors. *Proceedings of the Fifth World Conference on Smoking and Health*, Vol. I, 1983; Winnipeg. Ottawa (Canada): Canadian Council on Smoking and Health, 1983.
- ARY DV, LICHTENSTEIN E, SEVERSON HH. Smokeless tobacco use among male adolescents: patterns, correlates, predictors, and the use of other drugs. *Preventive Medicine* 1987;16(3):385-401.
- ARY DV, LICHTENSTEIN E, SEVERSON H, WEISSMAN W, SEELEY JR. An in-depth analysis of male adolescent smokeless tobacco users: interviews with users and their fathers. *Journal of Behavioral Medicine* 1989;12(5):449-67.
- BACHMAN JG, WALLACE JM, O'MALLEY PM, JOHNSTON LD, KURTH CL, NEIGHBORS HW. Racial/ethnic differences in smoking, drinking, and illicit drug use among American high school seniors, 1976-89. *American Journal of Public Health* 1991;81(3):372-7.
- BANDURA A. *Social learning theory*. Englewood Cliffs (NJ): Prentice Hall, 1977.
- BANDURA A. *Social foundations of thought and action. A social cognitive theory*. Englewood Cliffs (NJ): Prentice Hall, 1986.
- BAROVICH M, SUSSMAN S, DENT CW, BURTON D, FLAY BR. Availability of tobacco products at stores located near public schools. *International Journal of Addictions* 1991;26(8):837-50.
- BAUMAN KE, FISHER LA. Subjective expected utility, locus of control, and behavior. *Journal of Applied Social Psychology* 1985;15(7):606-21.
- BAUMAN KE, FISHER LA, BRYAN ES, CHENOWETH RL. Antecedents, subjective expected utility, and behavior: a panel study of adolescent cigarette smoking. *Addictive Behaviors* 1984;9(2):121-36.
- BAUMAN KE, FOSHEE VA, LINZER MA, KOCH GG. Effect of parental smoking classification on the association between parental and adolescent smoking. *Addictive Behaviors* 1990;15(5):413-22.
- BAUMAN KE, KOCH GG, LENTZ GM. Parent characteristics, perceived health risk, and smokeless tobacco use among white adolescent males. In: National Cancer Institute. *Smokeless tobacco use in the United States*. Monograph No. 8. US Department of Health and Human Services, Public Health Service, National Institutes of Health, National Cancer Institute. Bethesda (MD): NIH Publication No. 89-3055, 1989, 43-8.
- BEST JA, FLAY BR, TOWSON SMJ, RYAN KB, PERRY CL, BROWN KS, ET AL. Smoking prevention and the concept of risk. *Journal of Applied Social Psychology* 1984;14(3):257-73.
- BORLAND BL, RUDOLPH JP. Relative effects of low socioeconomic status, parental smoking and poor scholastic performance on smoking among high school students. *Social Science and Medicine* 1975;9(1):27-30.
- BOTVIN GJ, BAKER E, GOLDBERG CJ, DUSENBURY L, BOTVIN EM. Correlates and predictors of smoking among black adolescents. *Addictive Behaviors* 1992;17(2):97-103.
- BOTVIN GJ, BAKER E, TORTU S. Smokeless tobacco use among adolescents: correlates and concurrent predictors. *Journal of Developmental and Behavioral Pediatrics* 1989;10(4):181-6.

- BOTVIN EM, BOTVIN GJ, BAKER E. Developmental changes in attitudes toward cigarette smokers during early adolescence. *Psychological Reports* 1983;53(2):547-53.
- BOYLE R. Adolescent knowledge of smokeless tobacco's health consequences. *Health Education* 1989;20(4):35-8.
- BROWNSON RC, DILORENZO TM, VAN TUINEN M. Smokeless tobacco use among Missouri youth. *Missouri Medicine* 1990;87(6):351-4.
- BROWNSON RC, DILORENZO TM, VAN TUINEN M, FINGER WW. Patterns of cigarette and smokeless tobacco use among children and adolescents. *Preventive Medicine* 1990;19(2):170-80.
- BRUBAKER RG, LOFTIN TL. Smokeless tobacco use by middle school males: a preliminary test of the reasoned action theory. *Journal of School Health* 1987;57(2):64-7.
- BRUERD B. Smokeless tobacco use among Native American school children. *Public Health Reports* 1990;105(2):196-201.
- BRUNSWICK AF, MESSERI PA. Causal factors in onset of adolescents' cigarette smoking: a prospective study of urban black youth. *Advances in Alcohol and Substance Abuse* 1983;3(1-2):35-52.
- BRUNSWICK AF, MESSERI PA. Origins of cigarette smoking in academic achievement, stress and social expectations: does gender make a difference? *Journal of Early Adolescence* 1984;4(4):353-70.
- BURKE GL, HUNTER SM, CROFT JB, CRESANTA JL, BERENSON GS. The interaction of alcohol and tobacco use in adolescents and young adults: Bogalusa heart study. *Addictive Behaviors* 1988;13(4):387-93.
- BURKE JA, ARBOGAST R, BECKER SL, NAUGHTON M, LAUER RM. Prevalence and predictors of smokeless tobacco use: Iowa's program against smoking. In: National Cancer Institute. *Smokeless tobacco use in the United States*. Monograph No. 8. US Department of Health and Human Services, Public Health Service, National Institutes of Health, National Cancer Institute. Bethesda (MD): NIH Publication No. 89-3055, 1989, 71-7.
- CAMP DE, KLESGES RC, RELYEA G. The relationship between body weight concerns and adolescent smoking. *Health Psychology* 1993;12(1):24-32.
- CASTRO FG, MADDAHIAN E, NEWCOMB MD, BENTLER PM. A multivariate model of the determinants of cigarette smoking among adolescents. *Journal of Health and Social Behavior* 1987;28(3):273-89.
- CENTERS FOR DISEASE CONTROL. Accessibility of cigarettes to youths aged 12-17 years—United States, 1989. *Morbidity and Mortality Weekly Report* 1992;41(27):485-8.
- CENTERS FOR DISEASE CONTROL AND PREVENTION. Minors' access to tobacco—Missouri, 1992, and Texas, 1993. *Morbidity and Mortality Weekly Report* 1993;42(7):125-8.
- CHAPMAN S, BLOCH M, editors. [Preface]. *Tobacco Control* 1992;(1 Suppl) September:S2-S3.
- CHARLTON A, BLAIR V. Predicting the onset of smoking in boys and girls. *Social Science and Medicine* 1989;29(7):813-8.
- CHASSIN L, PRESSON CC. The social image of smokeless tobacco use in three different types of teenagers. *Addictive Behaviors* 1988;13(1):107-12.
- CHASSIN L, PRESSON CC, SHERMAN SJ. Family correlates of adolescent smokeless tobacco use in relation to cigarette smoking. *International Journal of Family Psychiatry* 1988;9(1):49-66.
- CHASSIN L, PRESSON CC, SHERMAN SJ. "Constructive" vs. "destructive" deviance in adolescent health-related behaviors. *Journal of Youth and Adolescence* 1989;18(3):245-62.
- CHASSIN L, PRESSON CC, SHERMAN SJ. Social psychological contributions to the understanding and prevention of adolescent cigarette smoking. *Personality and Social Psychology Bulletin* 1990;16(1):133-51.
- CHASSIN L, PRESSON CC, SHERMAN SJ, CORTY E, OLSHAVSKY RW. Predicting the onset of cigarette smoking in adolescents: a longitudinal study. *Journal of Applied Social Psychology* 1984;14(3):224-43.
- CHASSIN L, PRESSON CC, SHERMAN SJ, EDWARDS DA. Four pathways to young-adult smoking status: adolescent social-psychological antecedents in a midwestern community sample. *Health Psychology* 1991;10(6):409-18.
- CHASSIN L, PRESSON CC, SHERMAN SJ, MCGREW J. The changing smoking environment for middle and high school students: 1980-1983. *Journal of Behavioral Medicine* 1987;10(6):581-93.
- CHASSIN L, PRESSON CC, SHERMAN SJ, MCLAUGHLIN L, GIOIA D. Psychosocial correlates of adolescent smokeless tobacco use. *Addictive Behaviors* 1985;10(4):431-5.
- CHASSIN L, PRESSON CC, SHERMAN SJ, MONTELLO D, MCGREW J. Changes in peer and parent influence during adolescence: longitudinal versus cross-sectional perspectives on smoking initiation. *Developmental Psychology* 1986;22(3):327-34.

- CLAYTON S. Gender differences in psychosocial determinants of adolescent smoking. *Journal of School Health* 1991;61(3):115-20.
- COHEN RY, SATTLER J, FELIX MRJ, BROWNELL KD. Experimentation with smokeless tobacco and cigarettes by children and adolescents: relationship to beliefs, peer use, and parental use. *American Journal of Public Health* 1987;77(11):1454-6.
- COLBORN JW, CUMMINGS KM, MICHALEK AM. Correlates of adolescents' use of smokeless tobacco. *Health Education Quarterly* 1989;16(1):91-100.
- COLLINS LM, SUSSMAN S, RAUCH JM, DENT CW, JOHNSON CA, HANSEN WB, ET AL. Psychosocial predictors of young adolescent cigarette smoking: a sixteen-month, three-wave longitudinal study. *Journal of Applied Social Psychology* 1987;17(6):554-73.
- CONRAD KM, FLAY BR, HILL D. Why children start smoking cigarettes: predictors of onset. *British Journal of Addiction* 1992;87(12):1711-24.
- COOMBS RH, FAWZY FI, GERBER BE. Patterns of cigarette, alcohol, and other drug use among children and adolescents: a longitudinal study. *International Journal of the Addictions* 1986;21(8):897-913.
- COVEY LS, TAM D. Depressive mood, the single-parent home, and adolescent smoking behavior. *American Journal of Public Health* 1990;80(11):1330-3.
- DENT CW, SUSSMAN S, JOHNSON CA, HANSEN WB, FLAY BR. Adolescent smokeless tobacco incidence: relations with other drugs and psychosocial variables. *Preventive Medicine* 1987;16(3):422-31.
- DE VRIES H, DIJKSTRA M, GROL M, SEELEN S, GERJO K. Predictors of smoking onset and cessation in adolescents. Paper presented at the Seventh World Conference on Tobacco and Health, 1990 April 1-5, Perth, Australia.
- DE VRIES H, KOK G, DIJKSTRA M. Self-efficacy as a determinant of the onset of smoking and interventions to prevent smoking in adolescents. In: Drenth PJ, Sergeant JA, Takens RJ, editors. *European perspectives in psychology, clinical, health, stress and anxiety, neuropsychology, psychophysiology*. New York: John Wiley & Sons, Inc., 1990.
- DIGNAN M, BLOCK G, STECKLER A, COSBY M. Evaluation of the North Carolina risk reduction program for smoking and alcohol. *Journal of School Health* 1985;55(3):103-6.
- DIGNAN MB, BLOCK GD, STECKLER A, HOWARD G, COSBY M. Locus of control and smokeless tobacco use among adolescents. *Adolescence* 1986;XXI(82):377-81.
- ELDER JP, MOLGAARD CA, GRESHAM L. Predictors of chewing tobacco and cigarette use in a multiethnic public school population. *Adolescence* 1988;XXIII(91):689-702.
- ELLICKSON PL, HAYS RD. Beliefs about resistance self-efficacy and drug prevalence: do they really affect drug use? *International Journal of the Addictions* 1990-91;25(11A):1353-78.
- EVANS RI, RAINES BE, GETZ JG. Applying the social inoculation model to a smokeless tobacco use prevention program with Little Leaguers. In: National Cancer Institute. *Smokeless tobacco or health: an international perspective*. Smoking and Tobacco Control. Monograph No. 2. US Department of Health and Human Services, Public Health Service, National Institutes of Health, National Cancer Institute. Bethesda (MD): NIH Publication No. 92-3461, 1992, 260-75.
- EVANS RI, ROZELLE RM, MITTELMARK MB, HANSEN WB, BANE AL, HAVIS J. Deterring the onset of smoking in children: knowledge of immediate physiological effects and coping with peer pressure, media pressure, and parent modeling. *Journal of Applied Social Psychology* 1978;8(2):126-35.
- FIORE MC, NOVOTNY TE, PIERCE JP, HATZIANDREU EJ, PATEL KM, DAVIS RM. Trends in cigarette smoking in the United States. The changing influence of gender and race. *Journal of the American Medical Association* 1989;261(1):49-55.
- FISHBEIN M. A theory of reasoned action: some applications and implications. In: Page MM, editor. *Nebraska Symposium on Motivation: Beliefs, Attitudes, and Values*. Volume 27. Lincoln (NE): University of Nebraska Press, 1980.
- FLAY BR. Youth tobacco use: risks, patterns, and control. In: Slade J, Orleans CT, editors. *Nicotine addiction: principles and management*. New York: Oxford University Press, 1993.
- FLAY BR, D'AVERNAS JR, BEST JA, KERSELL MW, RYAN KB. Cigarette smoking: why young people do it and ways of preventing it. In: McGrath P, Firestone P, editors. *Pediatric and Adolescent Behavioral Medicine*. New York: Springer-Verlag, 1983.
- FLEMING R, LEVENTHAL H, GLYNN K, ERSHLER J. The role of cigarettes in the initiation and progression of early substance use. *Addictive Behaviors* 1989;14(3):261-72.
- FRANZKOWIAK P. Risk-taking and adolescent development: the functions of smoking and alcohol consumption in adolescence and its consequences for prevention. *Health Promotion* 1987;2(1):51-61.
- GERBER RW, NEWMAN IM. Predicting future smoking of adolescent experimental smokers. *Journal of Youth and Adolescence* 1989;18(2):191-201.
- GERBER RW, NEWMAN IM, MARTIN GL. Applying the theory of reasoned action to early adolescent tobacco chewing. *Journal of School Health* 1988;58(10):410-3.

- GILCHRIST LD, SCHINKE SP, NURIUS P. Reducing onset of habitual smoking among women. *Preventive Medicine* 1989;18(2):235-48.
- GLOVER ED, LAFLIN M, EDWARDS SW. Age of initiation and switching patterns between smokeless tobacco and cigarettes among college students in the United States. *American Journal of Public Health* 1989;79(2):207-8.
- GLOVER ED, LAFLIN M, FLANNERY D, ALBRITTON DL. Smokeless tobacco use among American college students. *Journal of American College Health* 1989;38(2):81-5.
- GODDARD E. *Why children start smoking*. London (UK): Her Majesty's Stationery Office, 1990.
- GRITZ ER. Cigarette smoking by adolescent females: implications for health and behavior. *Women and Health* 1984;9(2-3):103-15.
- GRITZ ER, CRANE LA. Use of diet pills and amphetamines to lose weight among smoking and nonsmoking high school seniors. *Health Psychology* 1991;10(5):330-5.
- GRUNBERG NE, WINDERS SE, WEWERS ME. Gender differences in tobacco use. *Health Psychology* 1991;10(2):143-53.
- HAHN G, CHARLIN VL, SUSSMAN S, DENT CW, MANZI J, STACY AW, ET AL. Adolescents' first and most recent use situations of smokeless tobacco and cigarettes: similarities and differences. *Addictive Behaviors* 1990;15(5):439-48.
- HALL RL, DEXTER D. Smokeless tobacco use and attitudes toward smokeless tobacco among Native Americans and other adolescents in the Northwest. *American Journal of Public Health* 1988;78(12):1586-8.
- HANSEN WB, GRAHAM JW, SOBEL JL, SHELTON DR, FLAY BR, JOHNSON CA. The consistency of peer and parent influences on tobacco, alcohol, and marijuana use among young adolescents. *Journal of Behavioral Medicine* 1987;10(6):559-79.
- HOOVER K. Developmental tasks. In: Lerner RM, Petersen AC, Brooks-Gunn J, editors. *Encyclopedia of Adolescence*. Vol. 1. New York: Garland Publishing, 1991:228-231.
- HUNTER SM, CROFT JB, BURKE GL, PARKER FC, WEBBER LS, BERENSON GS. Longitudinal patterns of cigarette smoking and smokeless tobacco use in youth: the Bogalusa heart study. *American Journal of Public Health* 1986;76(2):193-5.
- HUNTER SM, CROFT JB, VIZELBERG IA, BERENSON GS. Psychosocial influences on cigarette smoking among youth in a southern community: the Bogalusa heart study. *Morbidity and Mortality Weekly Report* 1987;36(4 Suppl):175-25S.
- HUNTER SM, VIZELBERG IA, BERENSON GS. Identifying mechanisms of adoption of tobacco and alcohol use among youth: the Bogalusa heart study. *Social Networks* 1991;13(1):91-104.
- ISOHANNI M, MOILANEN I, RANTAKALLIO P. Determinants of teenage smoking, with special reference to non-standard family background. *British Journal of Addiction* 1991;86(4):391-8.
- JACOBS GA, NEUFELD VA, SAYERS S, SPIELBERGER CD, WEINBERG H. Personality and smokeless tobacco use. *Addictive Behaviors* 1988;13(4):311-8.
- JESSOR R, JESSOR SL. *Problem behavior and psychosocial development: a longitudinal study of youth*. New York: Academic Press, 1977.
- JOHNSTON LD, O'MALLEY RM, BACHMAN JG. *Smoking, drinking, and illicit drug use among American secondary school students, college students, and young adults, 1975-1991*. Volume I. US Department of Health and Human Services, Public Health Service, National Institutes of Health, National Institute on Drug Abuse. Bethesda (MD): NIH Publication No. 93-3480, 1992.
- JONES RB, MOBERG DP. Correlates of smokeless tobacco use in a male adolescent population. *American Journal of Public Health* 1988;78(1):61-3.
- KANDEL DB, LOGAN JA. Patterns of drug use from adolescence to young adulthood: I. Periods of risk for initiation, continued use, and discontinuation. *American Journal of Public Health* 1984;74(7):660-6.
- KAPLAN SL, LANDA B, WEINHOLD C, SHENKER IR. Adverse health behaviors and depressive symptomatology in adolescents. *Journal of the American Academy of Child Psychiatry* 1984;23(5):595-601.
- KELDER, SH. Youth cardiovascular disease risk and prevention: The Minnesota heart health program and the class of 1989 study [dissertation]. Minneapolis (MN): University of Minnesota, 1992.
- KELLAM SG, ENSMINGER ME, SIMON MB. Mental health in first grade and teenage drug, alcohol, and cigarette use. *Drug and Alcohol Dependence* 1980;5(4):273-304.
- KLEPP K-I, HALPER A, PERRY CL. The efficacy of peer leaders in drug abuse prevention. *Journal of School Health* 1986;56(9):407-11.
- KONOPKA G. Adolescence, concept of, and requirements for a healthy development. In: Lerner RM, Petersen AC, Brooks-Gunn J, editors. *Encyclopedia of Adolescence*. Vol. 1. New York: Garland Publishing, 1991.

Preventing Tobacco Use Among Young People

- KROHN MD, MASSEY JL, SKINNER WF, LAUER RM. Social bonding theory and adolescent cigarette smoking: a longitudinal analysis. *Journal of Health and Social Behavior* 1983;24(4):337-49.
- KROHN MD, NAUGHTON MJ, LAUER RM. Adolescent cigarette use: the relationship between attitudes and behavior. *Morbidity and Mortality Weekly Report* 1987;36(4 Suppl): 25S-35S.
- LAWRANCE L, RUBINSON L. Self-efficacy as a predictor of smoking behavior in young adolescents. *Addictive Behaviors* 1986;11(4):367-82.
- LEOPARDIEA, POULSON TC, NEIGER BL, LINDENMUTH JE, GREER RO. A report of two smokeless tobacco surveys and associated intervention strategies among Utah adolescents. *Journal of Cancer Education* 1989;4(2):125-34.
- LEVENTHAL H. Experimental studies of anti-smoking communications. In: Borgatta EF, Evans RR, editors. *Smoking, health, and behavior*. Chicago: Aldine, 1968.
- LEVENTHAL H, CLEARY PD. The smoking problem: a review of the research and theory in behavioral risk modification. *Psychological Bulletin* 1980;88(2):370-405.
- LEVENTHAL H, FLEMING R, ERSHLER J. Nicotine dependence and prevention. Unpublished data.
- LEVENTHAL H, FLEMING R, GLYNN K. A cognitive-developmental approach to smoking intervention. In: Maes S, Spielberger CD, Defares PB, Sarason IG, editors. *Topics in health psychology: proceedings of the first annual expert conference in health psychology*. New York: John Wiley & Sons, Inc., 1988.
- LEVENTHAL H, KEESHAN P. Promoting healthy alternatives to substance abuse. In: Millstein SG, Petersen AC, Nightingale EO, editors. *Promoting the health of adolescents: new directions for the twenty-first century*. New York: Oxford University Press, 1993.
- LEVENTHAL H, KEESHAN P, BAKER T, WETTER D. Smoking prevention: towards a process approach. *British Journal of Addiction* 1991;86(5):583-7.
- LICHTENSTEIN E, SEVERSON HH, FRIEDMAN LS, ARY DV. Chewing tobacco use by adolescents: prevalence and relation to cigarette smoking. *Addictive Behaviors* 1984;9(4): 351-5.
- LISNERSKI DD, MCCLARY CL, BROWN TL, MARTIN JP, JONES DR. Demographic and predictive correlates of smokeless tobacco use in elementary school children. *American Journal of Health Promotion* 1991;5(6):426-31.
- LUCAS BK, CHRISTEN AG. The prevalence, attitudes and perceptions of smokeless tobacco use by 5th, 8th and 11th grade urban boys in central Indiana. *Journal of the Indiana Dental Association* 1988;67(3):9-15.
- MADDAHIAN E, NEWCOMB MD, BENTLER PM. Adolescents' substance use: impact of ethnicity, income, and availability. *Advances in Alcohol and Substance Abuse* 1986;5(3):63-78.
- MALKIN SA, ALLEN DL. Differential characteristics of adolescent smokers and non-smokers. *Journal of Family Practice* 1980;10(3):437-40.
- MARTY PJ, MCDERMOTT RJ, WILLIAMS T. Patterns of smokeless tobacco use in a population of high school students. *American Journal of Public Health* 1986;76(2):190-2.
- MCALISTER AL, PERRY CL, MACCOBY N. Adolescent smoking: onset and prevention. *Pediatrics* 1979;63(4):650-8.
- MCCAUL KD, GLASGOW R, O'NEIL LHK, FREEBORN V, RUMP BS. Predicting adolescent smoking. *Journal of School Health* 1982;52(8):342-6.
- MCDERMOTT RJ, MARTY PJ. Dipping and chewing behavior among university students: prevalence and patterns of use. *Journal of School Health* 1986;56(5):175-7.
- MCDERMOTT RJ, SARVELA PD, HOALT PN, BAJRACHARYA SM, MARTY PJ, EMERY EM. Multiple correlates of cigarette use among high school students. *Journal of School Health* 1992;62(4):146-50.
- MCGUIRE WJ. Public communication as a strategy to inducing health-promoting behavioral change. *Preventive Medicine* 1984;13(3):299-319.
- MCNEILL AD. The development of dependence on smoking in children. *British Journal of Addiction* 1991;86(5):589-92.
- MCNEILL AD, JARVIS MJ, STAPLETON JA, RUSSELL MAH, EISER JR, GAMMAGE P, ET AL. Prospective study of factors predicting uptake of smoking in adolescents. *Journal of Epidemiology and Community Health* 1988;43(1):72-8.
- MITTELMARK MB, MURRAY DM, LUEPKER RV, PECHACEK TF, PIRIE PL, PALLONEN UE. Predicting experimentation with cigarettes: the childhood antecedents of smoking study (CASS). *American Journal of Public Health* 1987;77(2):206-8.
- MURRAY DM, ROCHE LM, GOLDMAN AI, WHITBECK J. Smokeless tobacco use among ninth graders in a north-central metropolitan population: cross-sectional and prospective associations with age, gender, race, family structure, and other drug use. *Preventive Medicine* 1988;17(4):449-60.

- MURRAY M, SWAN AV, BEWLEY BR, JOHNSON MRD. The development of smoking during adolescence—the MRC/Derbyshire smoking study. *International Journal of Epidemiology* 1983;12(2):185–92.
- NEWCOMB MD, BENTLER PM. Frequency and sequence of drug use: a longitudinal study from early adolescence to young adulthood. *Journal of Drug Education* 1986;16(2):101–18.
- NEWCOMB MD, MCCARTHY WJ, BENTLER PM. Cigarette smoking, academic lifestyle, and social impact efficacy: an eight-year study from early adolescence to young adulthood. *Journal of Applied Social Psychology* 1989;19(3):251–81.
- NOVOTNY TE, PIERCE JP, FIORE MC, DAVIS RM. Smokeless tobacco use in the United States: the adult use of tobacco surveys. In: National Cancer Institute. *Smokeless tobacco use in the United States*. Monograph No. 8. US Department of Health and Human Services, Public Health Service, National Institutes of Health, National Cancer Institute. Bethesda (MD): NIH Publication No. 89-3055, 1989, 25–8.
- O'CONNELL DL, ALEXANDER HM, DOBSON AJ, LLOYD DM, HARDES GR, SPRINGTHORPE HJ, ET AL. Cigarette smoking and drug use in schoolchildren: II. Factors associated with smoking. *International Journal of Epidemiology* 1981;10(3):223–31.
- OEI TPS, EGAN AM, SILVA PA. Factors associated with the initiation of "smoking" in nine year old children. *Advances in Alcohol and Substance Abuse* 1986;5(3):79–89.
- OGAWA H, TOMINAGA S, GELLERT G, AOKI K. Smoking among junior high school students in Nagoya, Japan. *International Journal of Epidemiology* 1988;17(4):814–20.
- OLDS RS. Patterns and prevalence of smokeless tobacco use by high school seniors in New York. *Journal of School Health* 1988;58(9):374–8.
- PANDINA RJ, SCHUELE JA. Psychosocial correlates of alcohol and drug use of adolescent students and adolescents in treatment. *Journal of Studies on Alcohol* 1983;44(6):950–73.
- PEDERSON LL, LEFCOE NM. Change in smoking status among a cohort of late adolescents: prediction and explanation of initiation, maintenance and cessation. *International Journal of Epidemiology* 1986;15(4):519–26.
- PENTZ MA, BRANNON BR, CHARLIN VL, BARRETT EJ, MACKINNON DP, FLAY BR. The power of policy: the relationship of smoking policy to adolescent smoking. *American Journal of Public Health* 1989;79(7):857–62.
- PERRY CL, KELDER SH, KOMRO KA. The social world of adolescents: family, peers, schools, and the community. In: Millstein SG, Petersen AC, Nightingale EO, editors. *Promoting the health of adolescents. New directions for the twenty-first century*. New York: Oxford University Press, 1993.
- PERRY CL, MURRAY DM, KLEPP K-I. Predictors of adolescent smoking and implications for prevention. *Morbidity and Mortality Weekly Report* 1987;36(4 Suppl):41S–47S.
- POLCYN MM, PRICE JH, JURTS SG, ROBERTS SM. Utility of the PRECEDE model in differentiating users and nonusers of smokeless tobacco. *Journal of School Health* 1991;61(4):166–71.
- POMERLEAU OF. Behavioral factors in the establishment, maintenance, and cessation of smoking. In: Krasnegor NA, editor. *The behavioral aspects of smoking*. Monograph 26. US Department of Health, Education, and Welfare, Public Health Service, National Institute on Drug Research. Bethesda (MD): DHEW Publication No. (ADM) 79-882, 1979.
- PUBLIC HEALTH SERVICE. *Smoking and health. Report of the advisory committee to the Surgeon General of the Public Health Service*. US Department of Health, Education, and Welfare, Public Health Service. PHS Publication No. 1103, 1964.
- PULKKINEN L. The onset and continuity of smoking and drinking in adolescence. *ACTA Psychologica Fennica* 1982;IX: 11–30.
- QUINE S, STEPHENSON JA. Predicting smoking and drinking intentions and behavior of pre-adolescents: the influence of parents, siblings, and peers. *Family Systems Medicine* 1990;8(2):191–200.
- RANTAKALLIO P. Family background to and personal characteristics underlying teenage smoking. *Scandinavian Journal of Social Medicine* 1983;11(1):17–22.
- REARDON KK, SUSSMAN S, FLAY BR. Are we marketing the right message: can kids "just say 'no'" to smoking? *Communication Monographs* 1989;56(4):307–24.
- REMINGTON PL, FORMAN MR, GENTRY EM, MARKS JS, HOGELIN GC, TROWBRIDGE FL. Current smoking trends in the United States. *Journal of the American Medical Association* 1985;253(20):2975–8.
- RICHARDSON JL, DWYER K, MCGUIGAN K, HANSEN WB, DENT C, JOHNSON CA, ET AL. Substance use among eighth-grade students who take care of themselves after school. *Pediatrics* 1989;84(3):556–66.
- RILEY WT, BARENIE JT, MABE PA, MYERS DR. Smokeless tobacco use in adolescent females: prevalence and psychosocial factors among racial/ethnic groups. *Journal of Behavioral Medicine* 1990;13(2):207–20.
- RILEY WT, BARENIE JT, MABE PA, MYERS DR. The role of race and ethnic status on the psychosocial correlates of smokeless tobacco use in adolescent males. *Journal of Adolescent Health Care* 1991;12(1):15–21.

- RILEY WT, BARENIE JT, MYERS DR. Typology and correlates of smokeless tobacco use. *Journal of Adolescent Health Care* 1989;10(5):357-62.
- RINGWALT C. *A special research report. Student athletes and non-athletes: do their use of, and beliefs about alcohol and other drugs differ?* Raleigh (NC): North Carolina Department of Public Instruction, Alcohol and Drug Defense Division, 1989.
- ROUSE BA. Epidemiology of smokeless tobacco use: a national study. In: National Cancer Institute. *Smokeless tobacco use in the United States*. Monograph No. 8. US Department of Health and Human Services, Public Health Service, National Institutes of Health, National Cancer Institute. Bethesda (MD): NIH Publication No. 89-3055, 1989, 29-33.
- ROYAL COLLEGE OF PHYSICIANS OF LONDON. *Smoking and the young*. London: The Lavenham Press, Ltd., 1992.
- SALOMON G, STEIN Y, EISENBERG S, KLEIN L. Adolescent smokers and non-smokers: profiles and their changing structure. *Preventive Medicine* 1984;13(5):446-61.
- SANTI S, BEST JA, BROWN KS, CARGO M. Social environment and smoking initiation. *International Journal of the Addictions* 1990-91;25(7A & 8A):881-903.
- SCHAEFER SD, HENDERSON AH, GLOVER ED, CHRISTEN AG. Patterns of use and incidence of smokeless tobacco consumption in school-age children. *Archives of Otolaryngology* 1985;111(10):639-42.
- SCHIEER LM, NEWCOMB MD. Differentiation of early adolescent predictors of drug use versus abuse: a developmental risk-factor model. *Journal of Substance Abuse* 1991;3(3):277-99.
- SCHINKE SP, GILCHRIST LD, SCHILLING RF II, SENECHAL VA. Smoking and smokeless tobacco use among adolescents: trends and intervention results. *Public Health Reports* 1986;101(4):373-8.
- SCHINKE SP, SCHILLING RF II, GILCHRIST LD, ASHBY MR, KITAJIMA E. Pacific Northwest Native American youth and smokeless tobacco use. *International Journal of the Addictions* 1987;22(9):881-4.
- SCHINKE SP, SCHILLING RF II, GILCHRIST LD, ASHBY MR, KITAJIMA E. Native youth and smokeless tobacco: prevalence rates, gender differences, and descriptive characteristics. In: National Cancer Institute. *Smokeless tobacco use in the United States*. Monograph No. 8. US Department of Health and Human Services, Public Health Service, National Institutes of Health, National Cancer Institute. Bethesda (MD): NIH Publication No. 84-3055, 1989, 39-42.
- SEMMER NK, CLEARY PD, DWYER JH, FUCHS R, LIPPERT P. Psychosocial predictors of adolescent smoking in two German cities: the Berlin-Bremen study. *Morbidity and Mortality Weekly Report* 1987;36(4 Suppl):3S-11S.
- SEMMER NK, LIPPERT P, FUCHS R, CLEARY PD, SCHINDLER A. Adolescent smoking from a functional perspective: the Berlin-Bremen study. *European Journal of Psychology of Education* 1987;2(4):387-401.
- SHEAN RE. Peers, parents and the next cigarette: smoking acquisition in adolescence [dissertation]. Nedlands: University of Western Australia, 1991.
- SKINNER WF, MASSEY JL, KROHN MD, LAUER RM. Social influences and constraints in the initiation and cessation of adolescent tobacco use. *Journal of Behavioral Medicine* 1985; 8(4):353-76.
- STACY AW, FLAY BR, JOHNSON CA, HANSEN WB. A comparison of informational, normative, and individual difference factors as longitudinal predictors of adolescent smoking. Unpublished data.
- STACY AW, SUSSMAN S, DENT CW, BURTON D, FLAY BR. Moderators of peer social influence in adolescent smoking. *Personality and Social Psychology Bulletin* 1992;18(2):163-72.
- STEIN JA, NEWCOMB MD, BENTLER PM. Initiation and maintenance of tobacco smoking: changing determinants and correlates across the life-span. Unpublished data.
- STERN RA, PROCHASKA JO, VELICER WF, ELDER JP. Stages of adolescent cigarette smoking acquisition: measurement and sample profiles. *Addictive Behaviors* 1987;12(4):319-29.
- STEVENS M, YOEUELS F, WHALEY R, LINSEY S. Prevalence and correlates of alcohol use in a survey of rural elementary school students: the New Hampshire study. *Journal of Drug Education* 1991;21(4):333-47.
- SUSSMAN S, DENT CW, FLAY BR, HANSEN WB, JOHNSON CA. Psychosocial predictors of cigarette smoking onset by white, black, Hispanic, and Asian adolescents in Southern California. *Morbidity and Mortality Weekly Report* 1987; 36(4 Suppl):11S-17S.
- SUSSMAN S, DENT CW, SIMON TR, STACY AW, BURTON D, FLAY BR. Identification of which high-risk youth smoke cigarettes regularly. *Health Values* 1993;17(1):42-53.
- SUSSMAN S, DENT CW, STACY AW, BURCIAGA C, RAYNOR A, TURNER GE, ET AL. Peer-group association and adolescent tobacco use. *Journal of Abnormal Psychology* 1990;99(4):349-52.
- SUSSMAN S, HOLT L, DENT CW, FLAY BR, GRAHAM JW, HANSEN WB, ET AL. Activity involvement, risk-taking, demographic variables, and other drug use: prediction of trying smokeless tobacco. In: National Cancer Institute. *Smokeless tobacco use in the United States*. Monograph No. 8. US Department of Health and Human Services, Public Health Service, National Institutes of Health, National Cancer Institute. Bethesda (MD): NIH Publication No. 89-3055, 1989, 57-62.

SWAN AV, CREESER R, MURRAY M. When and why children first start to smoke. *International Journal of Epidemiology* 1990;19(2):323-30.

SWEANOR D, BALLIN S, CORCORAN RD, DAVIS A, DEASY K, FERRENCE RG, ET AL. Report of the tobacco policy research study group on tobacco pricing and taxation in the United States. *Tobacco Control* 1992;(1 Suppl) September: S31-S36.

THOMPSON EL. Smoking education programs 1960-1976. *American Journal of Public Health* 1978;68(3):250-7.

URBERG KA, CHENG C, SHYU S. Grade changes in peer influence on adolescent cigarette smoking: a comparison of two measures. *Addictive Behavior* 1991;16(1-2):21-8.

US DEPARTMENT OF HEALTH AND HUMAN SERVICES. *Youth use of smokeless tobacco: more than a pinch of trouble*. US Department of Health and Human Services, Office of Inspector General. Control No. P-06-86-0058, 1986.

US DEPARTMENT OF HEALTH AND HUMAN SERVICES. *Strategies to control tobacco use in the United States: a blueprint for public health action in the 1990s*. Monograph No. 1. US Department of Health and Human Services, Public Health Service, National Institutes of Health, National Cancer Institute. Bethesda (MD): NIH Publication No. 92-3316, 1991.

US DEPARTMENT OF HEALTH AND HUMAN SERVICES. *Smokeless tobacco or health: an international perspective*. Monograph No. 2. US Department of Health and Human Services, Public Health Service, National Institutes of Health, National Cancer Institute. Bethesda (MD): NIH Publication No. 92-3461, 1992a.

US DEPARTMENT OF HEALTH AND HUMAN SERVICES. *Spit tobacco and youth*. US Department of Health and Human Services, Office of Inspector General. Publication No. OEI 06-92-00500, 1992b.

WALDRON I, LYE D. Relationships of teenage smoking to educational aspirations and parents' education. *Journal of Substance Abuse* 1990;2(2):201-15.

WILLIAMS T, GUYTON R, MARTY PJ, MCDERMOTT RJ, YOUNG ME. Smokeless tobacco use among rural high school students in Arkansas. *Journal of School Health* 1986;56(7):282-5.

WILLS TA, SHIFFMAN S, editors. *Coping and substance use: a conceptual framework*. New York: Academic Press, 1985.

YOUNG M, WERCH CE. Relationship between self-esteem and substance use among students in fourth through twelfth grade. *Wellness Perspectives: Research, Theory and Practice* 1990;7(2):31-44.

References

Chapter 5: Efforts to Prevent Tobacco Use Among Young People

- AARØ LE, BRULAND E, HAUKNES A, LØCHSEN PM. Smoking among Norwegian schoolchildren 1975–80. III. The effect of anti-smoking campaigns. *Scandinavian Journal of Psychology* 1983;24(4):277–83.
- ACTION ON SMOKING AND HEALTH. ASH takes action to protect young children. *ASH Smoking and Health Review* 1992;XXII(4):3.
- ACTION ON SMOKING AND HEALTH. *ASH Smoking and Health Review* 1993;23(3):3.
- ADVISORY COMMISSION ON INTERGOVERNMENTAL RELATIONS. *Cigarette bootlegging: a state and federal responsibility. A commission report.* Washington (DC): Advisory Commission on Intergovernmental Relations, 1977.
- ADVISORY COMMISSION ON INTERGOVERNMENTAL RELATIONS. *Cigarette tax evasion: a second look.* Washington (DC): Advisory Commission on Intergovernmental Relations, 1985.
- AITKEN PP, LEATHAR DS, SQUAIR SI. Children's awareness of cigarette brand sponsorship of sports and games in the UK. *Health Education Research* 1986;1(3):203–11.
- ALABAMA DEPARTMENT OF PUBLIC HEALTH. Public service announcement on tobacco education [videorecording]. 1992.
- ALLENSWORTH DD, KOLBE LJ. The comprehensive school health program: exploring an expanded concept. *Journal of School Health* 1987;57(10):409–12.
- ALLIANCE FOR HEALTH, PHYSICAL EDUCATION, RECREATION, AND DANCE. Position Statement on smoking and tobacco use education: the school's responsibility. Reston (VA): Alliance for Health, Physical Education, Recreation, and Dance, 1991.
- ALTMAN DG, FLORA JA, FORTMANN SP, FARQUHAR JW. The cost-effectiveness of three smoking cessation programs. *American Journal of Public Health* 1987;77(2):162–5.
- ALTMAN DG, FOSTER V, RASENICK-DOUSS L, TYE JB. Reducing the illegal sale of cigarettes to minors. *Journal of the American Medical Association* 1989;261(1):80–3.
- ALTMAN DG, LINZER J, KROPP R, DESCHEEMAEKER N, FEIGHERY E, FORTMANN SP. Policy alternatives for reducing tobacco sales to minors: results from a national survey of retail chain and franchise stores. *Journal of Public Health Policy* 1992;13(3):318–31.
- ALTMAN DG, RASENICK-DOUSS L, FOSTER V, TYE JB. Sustained effects of an educational program to reduce sales of cigarettes to minors. *American Journal of Public Health* 1991;81(7):891–3.
- AMERICAN ACADEMY OF FAMILY PHYSICIANS. *AAFP stop smoking program: physician and office staff manual.* Kansas City (MO): American Academy of Family Physicians, 1987.
- AMERICAN ACADEMY OF FAMILY PHYSICIANS. *1992–1993 compendium of AAFP positions on selected health issues.* Kansas City (MO): American Academy of Family Physicians, 1992.
- AMERICAN ACADEMY OF OTOLARYNGOLOGY—HEAD AND NECK SURGERY. *Through with chew. A national public education campaign.* Alexandria (VA): American Academy of Otolaryngology—Head and Neck Surgery, 1992.
- AMERICAN ACADEMY OF PEDIATRICS. Tobacco use by children and adolescents. *Pediatrics* 1987;79:479–81.
- AMERICAN ACADEMY OF PEDIATRICS. *Guidelines for health supervision. II.* Elk Grove Village (IL): American Academy of Pediatrics, Committee on Psychosocial Aspects of Child and Family Health, 1985–1988, 1988.
- AMERICAN ACADEMY OF PEDIATRICS. *Guidelines for parents. Tobacco abuse: a message to parents and teens.* Elk Grove Village (IL): American Academy of Pediatrics, 1990a.
- AMERICAN ACADEMY OF PEDIATRICS. *Guidelines for teens. Smoking: guidelines for teens.* Elk Grove Village (IL): American Academy of Pediatrics, 1990b.
- AMERICAN ACADEMY OF PEDIATRICS AND CENTER FOR ADVANCED HEALTH STUDIES. Risk factors and their implications for preventive interventions for the physician. In: Schonberg SK, editor. *Substance abuse: a guide for health professionals.* Elk Grove Village (IL): American Academy of Pediatrics, 1988:1–10.
- AMERICAN CANCER SOCIETY. *Starting free: good air for me. Preschool smoking prevention package.* New York: American Cancer Society, 1987.
- AMERICAN CANCER SOCIETY. *Higher cigarette taxes strongly backed in poll.* Press Release. Michigan Division of the American Cancer Society. September 2, 1992.

- AMERICAN LUNG ASSOCIATION. Summary report: evaluation of locally developed adolescent smoking cessation programs. *Update Details* (ALA in-house newsletter) 1991;14(15).
- AMERICAN LUNG ASSOCIATION. Adolescent smoking cessation evaluation project: results and recommendations. Unpublished data.
- AMERICAN LUNG ASSOCIATION OF GREEN COUNTRY OKLAHOMA. Unpuffables pilot project evaluation. Unpublished data.
- AMERICAN MEDICAL ASSOCIATION. Guidelines for adolescent preventive services (GAPS). Chicago (IL): American Medical Association, 1992a.
- AMERICAN MEDICAL ASSOCIATION. Policy compendium. Current policies of the American Medical Association (AMA) House of Delegates through the 1991 interim meeting. Chicago (IL): American Medical Association, 1992b.
- AMERICANS FOR NONSMOKERS' RIGHTS. 1991 annual report. Berkeley (CA): Americans for Nonsmokers' Rights, American Nonsmokers' Rights Foundation, 1992a.
- AMERICANS FOR NONSMOKERS' RIGHTS. Legislative update: state and local legislation. *ANR Update* 1992b;11(1):3.
- AMERICANS FOR NONSMOKERS' RIGHTS. Legislative update: state and local legislation. *ANR Update* 1992c;11(2):4.
- ARIZONA DEPARTMENT OF HEALTH SERVICES. Public service announcement videotape on smokeless tobacco, 1986.
- ARKIN RM, ROEMHILD HF, JOHNSON CA, LUEPKER RV, MURRAY DM. The Minnesota smoking-prevention program: a seventh-grade health curriculum supplement. *The Journal of School Health* 1981;51(9):611-6.
- ARMSTRONG BK, DE KLERK NH, SHEAN RE, DUNN DA, DOLIN PJ. Influence of education and advertising on the uptake of smoking by children. *Medical Journal of Australia* 1990;152(3):117-24.
- ARY D, BIGLAN A. Project sixteen. A summary of Oregon Research Institute's community intervention to reduce youth tobacco and substance use for the years 1990-1995. Unpublished data.
- ASSOCIATED PRESS/MEDIA GENERAL. Telephone survey conducted from September 14 to September 24, 1989. Washington (DC): Associated Press/Media General, 1989.
- ASSOCIATED PRESS/MEDIA GENERAL. Telephone survey conducted from May 11 to May 20, 1990. Washington (DC): Associated Press/Media General, 1990.
- ASSOCIATION OF STATE AND TERRITORIAL HEALTH OFFICIALS. *Guide to public health practice: state health agency tobacco prevention and control plans*. US Department of Health and Human Services, Public Health Service, National Institutes of Health. NIH Publication No. 90-1577, 1989.
- ASSOCIATION OF STATE AND TERRITORIAL HEALTH OFFICIALS. *Call to action: reaching minority populations. Proceedings of the Third Annual ASTHO Conference on Tobacco Use Prevention and Control; 1992 March 1-3; Memphis (TN)*. Association of State and Territorial Health Officials, Office on Smoking and Health, Centers for Disease Control, National Cancer Institute, National Institutes of Health, National Heart, Lung, and Blood Institute, National Institutes of Health, 1992.
- BAL DG, KIZER KW, FELTEN PG, MOZAR HN, NIEMEYER D. Reducing tobacco consumption in California: development of a statewide anti-tobacco use campaign. *Journal of the American Medical Association* 1990;264(12):1570-4.
- BALTAGI BH, GOEL RK. Quasi-experimental price elasticities of cigarette demand and the bootlegging effect. *American Journal of Agricultural Economics* 1987;69(4):750-4.
- BALTAGI BH, LEVIN D. Estimating dynamic demand for cigarettes using panel data: the effects of bootlegging, taxation, and advertising reconsidered. *The Review of Economics and Statistics* 1986;LXVIII(1):148-55.
- BANDURA A. *Social foundations of thought and action. A social cognitive theory*. Englewood Cliffs (NJ): Prentice-Hall, 1986.
- BAUMAN KE. On the future of applied smoking research: is it up in smoke? *American Journal of Public Health* 1992; 82(1):14-6.
- BAUMAN KE, BROWN JD, BRYAN ES, FISHER LA, PADGETT CA, SWEENEY JM. Three mass media campaigns to prevent adolescent cigarette smoking. *Preventive Medicine* 1988;17(5):510-30.
- BAUMAN KE, LAPRELLE J, BROWN JD, KOCH GG, PADGETT CA. The influence of three mass media campaigns on variables related to adolescent cigarette smoking: results of a field experiment. *American Journal of Public Health* 1991; 81(5):597-604.
- BAUMAN KE, PADGETT CA, KOCH GG. A media-based campaign to encourage personal communication among adolescents about not smoking cigarettes: participation, selection, and consequences. *Health Education Research* 1989;4(1): 35-44.
- BECKER GS, GROSSMAN M, MURPHY KM. *An empirical analysis of cigarette addiction*. National Bureau of Economic Research, Working Paper No. 3322. Cambridge (MA): National Bureau of Economic Research, 1992.

Preventing Tobacco Use Among Young People

- BECKER GS, MURPHY KM. A theory of rational addiction. *Journal of Political Economy* 1988;96(4):675-700.
- BECKER SL, BURKE JA, ARBOGAST RA, NAUGHTON MJ, BACHMAN I, SPOHN E. Community programs to enhance in-school anti-tobacco efforts. *Preventive Medicine* 1989; 18(2):221-8.
- BELL CS, LEVY SM. Public policy and smoking prevention: implications for research. In: Matarazzo JD, Weiss SM, Herd JA, Miller NE, Weiss SM, editors. *Behavioral health: a handbook of health enhancement and disease prevention*. New York: John Wiley and Sons, Inc., 1984.
- BELTRAMINI RF. Perceived believability of warning label information presented in cigarette advertising. *Journal of Advertising* 1988;17(1):26-32.
- BEST JA, PERRY CL, FLAY BR, BROWN KS, TOWSON SMJ, KERSELL MW, ET AL. Smoking prevention and the concept of risk. *Journal of Applied Social Psychology* 1984;14(3):257-73.
- BEST JA, THOMSON SJ, SANTI SM, SMITH EA, BROWN K. Preventing cigarette smoking among school children. In: Breslow L, Fielding JE, Lave LB, editors. *Annual Review of Public Health*. Volume 9. Palo Alto (CA): Annual Reviews Inc., 1988.
- BETTINGHAUS EP. Using the mass media in smoking prevention and cessation programs: an introduction to five studies. *Preventive Medicine* 1988;17(5):503-9.
- BHALLA G, LASTOVICKA JL. The impact of changing cigarette warning message content and format. *Advances in consumer research*. Vol. 11:305-10, 1984.
- BIGLAN A, GLASGOW R, ARY DW, THOMPSON R, SEVERSON HH, LICHTENSTEIN E, ET AL. How generalizable are the effects of smoking-prevention programs? Refusal skills training and parent messages in a teacher-administered program. *Journal of Behavioral Medicine* 1987;10(6):613-28.
- BIGLAN A, LA CHANCE PA, BENOWITZ NL. Experimental analyses of the effects of smokeless tobacco deprivation. Unpublished data.
- BIGLAN A, SEVERSON H, ARY D, FALLER C, GALLISON C, THOMPSON R, ET AL. Do smoking-prevention programs really work? Attrition and the internal and external validity of an evaluation of a refusal skills training program. *Journal of Behavioral Medicine* 1987;10(2):159-71.
- BINGHAM M, EDMONSON J, STRYKER S. *Challenges: a young man's journal for self-awareness and personal planning*. Santa Barbara (CA): Advocacy Press, 1984a.
- BINGHAM M, EDMONSON J, STRYKER S. *Choices: a teen woman's journal for self-awareness and personal planning*. Santa Barbara (CA): Advocacy Press, 1984b.
- BISHOP JA, YOO JH. "Health scare," excise taxes and advertising ban in the cigarette demand and supply. *Southern Economic Journal* 1985;52(2):402-11.
- BLACKBURN H, LUEPKER RL, KLINE FG, BRACHT N, CARLAW R, JACOBS D, ET AL. The Minnesota heart health program: a research and demonstration project in cardiovascular disease prevention. In: Matarazzo JD, Weiss SM, Herd JA, Miller NE, Weiss SM, editors. *Behavioral health: a handbook of health enhancement and disease prevention*. New York: John Wiley and Sons, Inc., 1984.
- BLAUNSTEIN PL. Letter from Family C.O.U.R.S.E. Consortium to the Seattle public schools, December 12, 1991.
- BLUM A. Medicine vs Madison Avenue: fighting smoke with smoke. *Journal of the American Medical Association* 1980; 243(8):739-40.
- BLUM A. The Marlboro Grand Prix. Circumventing the television ban on tobacco advertising. *New England Journal of Medicine* 1991;324(13):913-7.
- BLUM A. Role of the health professional in ending the tobacco pandemic: clinic, classroom, and community. In: National Cancer Institute. *ICCR International Conference on Smoking Prevention: facts, maybes, and rumors*. Journal of the National Cancer Institute Monograph No. 12. US Department of Health and Human Services, Public Health Service, National Institutes of Health, National Cancer Institute. Bethesda (MD): NIH Publication No. 91-3227, 1992, 37-43.
- BOTVIN GJ. Substance abuse prevention research: recent developments and future directions. *Journal of School Health* 1986;56(9):369-74.
- BOTVIN GJ, BAKER E, DUSENBURY L, TORTU S, BOTVIN EM. Preventing adolescent drug abuse through a multimodal cognitive-behavioral approach: results of a three-year study. *Journal of Consulting and Clinical Psychology* 1990;58(4): 437-46.
- BOTVIN GJ, BATSON HW, WITTS-VITALE S, BESS V, BAKER E, DUSENBURY L. A psychosocial approach to smoking prevention for urban black youth. *Public Health Reports* 1989;104(6):573-82.
- BOTVIN GJ, BOTVIN EM. Adolescent tobacco, alcohol, and drug abuse: prevention strategies, empirical findings, and assessment issues. *Journal of Development and Behavioral Pediatrics* 1992;13(4):290-301.
- BOTVIN GJ, CARDWELL J. *Primary prevention (smoking) of cancer in black populations*. Final report. Grant contract no. N01-CN-6508. National Cancer Institute. New York: Cornell University Medical College, 1992.

- BOTVIN GJ, DUSENBURY L. Substance abuse prevention and the promotion of competence. In: Bond LA, Compas BE, editors. *Primary prevention and promotion in the schools*. Newbury Park (CA): Sage, 1989.
- BOTVIN GJ, DUSENBURY L, BAKER E, JAMES-ORTIZ S, BOTVIN EM, KERNER J. Smoking prevention among urban minority youth: assessing effects on outcome and mediating variables. *Health Psychology* 1992;11(5):290-9.
- BOTVIN GJ, RENICK NL, BAKER E. The effects of scheduling format and booster sessions on a broad-spectrum psychosocial smoking prevention. *Journal of Behavioral Medicine* 1983; 6(4):359-79.
- BOTVIN GJ, WILLS TA. Personal and social skills training: cognitive-behavioral approaches to substance abuse prevention. In: Bell CS, Battjes R, editors. *Prevention research: deterring drug abuse among children and adolescents*. Monograph No. 63. US Department of Health and Human Services, Public Health Service, Alcohol, Drug Abuse, and Mental Health Administration, National Institute on Drug Abuse. Bethesda (MD): DHHS Publication No. (ADM) 85-1334, 1985.
- BOYD G, ARY DV, WIRT R, FLAY BR, JOHNSON CA, DENT CW. Use of smokeless tobacco among children and adolescents in the United States. *Preventive Medicine* 1987;16(3): 402-21.
- BOYD GM, GLOVER ED. Smokeless tobacco use by youth in the U.S. *Journal of School Health* 1989;59(5):189-94.
- BRINK SG, SIMONS-MORTON DG, HARVEY CM, PARCEL GS, TIERNAN KM. Developing comprehensive smoking control programs in schools. *Journal of School Health* 1988;58(5): 177-80.
- BRUVOLD WH. A meta-analysis of adolescent smoking-prevention programs. *American Journal of Public Health* 1993; 83(6):872-80.
- BURTON D, CHAKRAVORTY B, FLAY BR, DENT C, STACY A, SUSSMAN S. The TNT tobacco-cessation program for high-school students: main outcomes. University of Illinois at Chicago Prevention Research Center. Unpublished data.
- CAIN JJ, DUDLEY TE, WILKERSON MK. Tar wars—a community-based tobacco education project. *Journal of Family Practice* 1992;34(3):267-8.
- CALIFORNIA DEPARTMENT OF HEALTH SERVICES. *Tobacco use in California, 1990: a preliminary report documenting the decline of tobacco use*. Sacramento (CA): California Department of Health Services, 1991.
- CALIFORNIA SMOKE-FREE CITIES. *Tobacco control in California cities: a guide for action*. Sacramento (CA): California Smoke-Free Cities, 1992.
- CAPWELL EM. P.L. 99-252 and the roles of state and local governments in decreasing smokeless tobacco use. *Journal of Public Health Dentistry* 1990;50(1):70-6.
- CARLETON RA, LASATER TM, ASSAF A, LEFEBVRE RC, MCKINLAY SM. The Pawtucket heart health program: I. An experiment in population-based disease prevention. *Rhode Island Medical Journal* 1987;70(12):533-8.
- CAROL J. It's a good idea to criminalise purchase and possession of tobacco by minors—NOT! *Tobacco Control* 1992;1(4): 296-7.
- CENTERS FOR DISEASE CONTROL. Cigarette sales to minors—Colorado, 1989. *Morbidity and Mortality Weekly Report* 1990;39(44):794-5, 801.
- CENTERS FOR DISEASE CONTROL. Public attitudes regarding limits on public smoking and regulation of tobacco sales and advertising—10 U.S. communities, 1989. *Morbidity and Mortality Weekly Report* 1991a;40(21):344-5, 351-3.
- CENTERS FOR DISEASE CONTROL. State tobacco prevention and control activities: results of the 1989-1990 Association of State and Territorial Health Officials (ASTHO) survey. Final report. *Morbidity and Mortality Weekly Report* 1991b;40 (RR-11):1-41.
- CENTERS FOR DISEASE CONTROL. Comparison of the cigarette brand preferences of adult and teenaged smokers—United States, 1989, and 10 U.S. communities, 1988 and 1990. *Morbidity and Mortality Weekly Report* 1992a;41(10):169-73, 179-81.
- CENTERS FOR DISEASE CONTROL. Accessibility of cigarettes to youths aged 12-17 years—United States, 1989. *Morbidity and Mortality Weekly Report* 1992b;41(27):485-8.
- CENTERS FOR DISEASE CONTROL. Minors' access to tobacco—Missouri, 1992, and Texas, 1993. *Morbidity and Mortality Weekly Report* 1993;42(7):125-8.
- CENTERS FOR DISEASE CONTROL AND PREVENTION, OFFICE ON SMOKING AND HEALTH. Unpublished data.
- CENTRE FOR BEHAVIOURAL RESEARCH IN CANCER. Health warnings and content labelling on tobacco products. Australia: Centre for Behavioural Research in Cancer, 1992.
- CHAKRAVORTY BJ. A product substitution approach to adolescent smokeless tobacco cessation [thesis]. Chicago (IL): University of Illinois, 1992.
- CHALOUPKA FJ. An economic analysis of addictive behavior: the case of cigarette smoking [dissertation]. New York: City University of New York, 1988.

Preventing Tobacco Use Among Young People

- CHALOUPKA FJ. *Men, women, and addiction: the case of cigarette smoking*. National Bureau of Economic Research, Working Paper No. 3267. Cambridge (MA): National Bureau of Economic Research, 1990.
- CHALOUPKA FJ. *Cigarette taxation, addiction, and smoking control*. Final report. Grant no. 5 RO2 CA48360. Rockville (MD): National Cancer Institute, April 1991a.
- CHALOUPKA FJ. Rational addictive behavior and cigarette smoking. *Journal of Political Economy* 1991b;99(4):722-42.
- CHALOUPKA FJ, SAFFER H. Clean indoor air laws and the demand for cigarettes. *Contemporary Policy Issues* 1992; X(2):72-83.
- CHASSIN L, PRESSON C, SHERMAN SJ. Cigarette smoking and adolescent psychosocial development. *Basic and Applied Social Psychology* 1984;5(4):295-315.
- CHASSIN LA, PRESSON CC, SHERMAN SJ. Stepping backward in order to step forward: an acquisition-oriented approach to primary prevention. *Journal of Consulting and Clinical Psychology* 1985;53(5):612-22.
- CHILCOTE SD JR. Personal communication. February 4, 1992.
- CHOI WS, NOVOTNY TE, THIMIS AT. Restricting minors' access to tobacco: a review of state legislation, 1991. *American Journal of Preventive Medicine* 1992;8(1):19-22.
- COALITION ON SMOKING OR HEALTH. *State legislated actions on tobacco issues*. Washington (DC): Coalition on Smoking OR Health, 1992.
- COHEN J, SRULL T. *Information processing issues involved in the communication and retrieval of cigarette warning information*. University of Florida: Center for Consumer Research. Report to the Federal Trade Commission. November 1980.
- COLQUHOUN J, CULLEN K. Improved smoking habits in 12- to 14-year-old Busselton children after antismoking programmes. *Medical Journal of Australia* 1981;1(11):586-7.
- CONDAS S. Personal communication. August 25, 1992.
- CONGRESSIONAL BUDGET OFFICE. *Federal taxation of tobacco, alcoholic beverages, and motor fuels*. Washington (DC): US Government Printing Office, 1990.
- COOK TD, CAMPBELL DT. *Quasi-experimentation. Design and analysis issues for field settings*. Skokie (IL): Rand McNally, 1979.
- COULSON WR. Helping youth decide: when the fox preaches, beware the geese. *New York State Journal of Medicine* 1985;85(7):357-9.
- COUNCIL FOR A TOBACCO-FREE ONTARIO/NON-SMOKERS' RIGHTS ASSOCIATION. *Health-oriented policy options on tobacco tax in the 1992 Ontario budget*. Toronto, Canada: Council for a Tobacco-Free Ontario, January 1992.
- COX D, COX AD, MOSCHIS GP. When consumer behavior goes bad: an investigation of adolescent shoplifting. *Journal of Consumer Research* 1990;17(2):149-59.
- CULLEY K. Minnesota Department of Health. Personal communication. August 25, 1992.
- CUMMINGS KM, PECHACEK TF, SCIANDRA E. Economic interventions to discourage the illegal sale of cigarettes to minors in New York state. *New York State Journal of Medicine* 1992;92(12):521-4.
- CUMMINGS KM, SCIANDRA E, PECHACEK TF, ORLANDI M, LYNN WR. Where teenagers get their cigarettes: a survey of the purchasing habits of 13-16-year-olds in 12 U.S. communities. *Tobacco Control* 1992;1(4):264-7.
- DAVIS RM. Reducing youth access to tobacco. *Journal of the American Medical Association* 1991;266(22):3186-8.
- DAVIS RM, JASON LA. The distribution of free cigarette samples to minors. *American Journal of Preventive Medicine* 1988;4(1):21-6.
- DAVIS RM, KENDRICK JS. The Surgeon General's warnings in outdoor cigarette advertising. Are they readable? *Journal of the American Medical Association* 1989;261(1):90-4.
- DAWSON DA, CAIN VS. *Child care arrangements: health of our nation's children, United States, 1988*. US Department of Health and Human Services, Public Health Service, Centers for Disease Control, National Center for Health Statistics. *Vital and Health Statistics, Advance Data*, Number 187, October 1, 1990.
- DAY GS. Attitudes and attitude change. In: Kassarian HH, Robertson TS, editors. *Perspectives in consumer behavior*. 2nd ed. Glenview (IL): Scott, Foresman, 1973.
- DEJONG W, WINSTEN JA. The use of mass media in substance abuse prevention. *Health Affairs* 1990;9(2):30-46.
- DENT CW, SUSSMAN S, JOHNSON CA, HANSEN WB, FLAY BR. Adolescent smokeless tobacco incidence: relations with other drug and psychosocial variables. *Preventive Medicine* 1987;16(3):422-31.
- DIFRANZA JR. School tobacco policy: a medical perspective. *Journal of School Health* 1989;59(9):398-400.
- DIFRANZA JR. Tobacco Access Law News 1992a;(12):1-2.
- DIFRANZA JR. Tobacco Access Law News 1992b;(14):1-6.

- DIFRANZA JR, BROWN LJ. The Tobacco Institute's "It's the law" campaign: has it halted illegal sales of tobacco to children? *American Journal of Public Health* 1992;82(9):1-2.
- DIFRANZA JR, CARLSON RR, CAISSE RE JR. Reducing youth access to tobacco. *Tobacco Control* 1992;1(1):58.
- DIFRANZA JR, MCAFEE T. The Tobacco Institute: helping youth say "yes" to tobacco. *The Journal of Family Practice* 1992;34(6):694-96.
- DIFRANZA JR, NORWOOD BD, GARNER DW, TYE JB. Legislative efforts to protect children from tobacco. *Journal of the American Medical Association* 1987;257(24):3387-9.
- DIFRANZA JR, RICHARDS JW JR, PAULMAN PM, WOLFGILLESPIE N, FLETCHER C, JAFFE RD, ET AL. RJR Nabisco's cartoon camel promotes Camel cigarettes to children. *Journal of the American Medical Association* 1991;266(22):3149-53.
- DIFRANZA JR, TYE JB. Who profits from tobacco sales to children? *Journal of the American Medical Association* 1990;263(20):2784-7.
- DOCTORS OUGHT TO CARE. *Medical activism: a DOC approach to countering the tobacco industry*. Houston (TX): Doctors Ought to Care, 1992.
- D'ONOFRIO C, MOSKOWITZ J, BRAVERMAN M. Unpublished data.
- DOUECK HJ, SCHINKE SP, GILCHRIST LD, SNOW WH. School-based tobacco use prevention. *Journal of Adolescent Health Care* 1988;9(4):301-4.
- DUMAS BK. Adequacy of cigarette package warnings: an analysis of the linguistic adequacy of federally mandated cigarette package warnings. *Tennessee Law Review* 1992; 59(2):261-304.
- DUPER LL. "Just say no." National evaluation report. Oakland (CA): "Just Say No" International, 1992.
- DURELL J, BUKOSKI W. Preventing substance abuse: the state of the art. *Public Health Reports* 1984;99(1):23-31.
- EAKIN E, SEVERSON H, GLASGOW RE. Development and evaluation of a smokeless tobacco cessation program: a pilot study. In: National Cancer Institute. *Smokeless tobacco use in the United States*. Monograph No. 8. US Department of Health and Human Services, Public Health Service, National Institutes of Health, National Cancer Institute. Bethesda (MD): NIH Publication No. 89-3055, 1989, 95-100.
- ELDER JP, STERN RA. The ABCs of adolescent smoking prevention: an environment and skills model. *Health Education Quarterly* 1986;13(2):181-191.
- ELDER JP, WILDEY M, DEMOOR C, SALLIS JF, ECKHARDT L, EDWARDS C, ET AL. Long-term prevention of tobacco use among junior high school students through classroom and telephone interventions. *American Journal of Public Health* 1993;83(9):1239-44.
- ELLICKSON PL, BELL RM. Drug prevention in junior high: a multi-site longitudinal test. *Science* 1990;247(4948): 1299-1305.
- ELLICKSON PL, BELL RM, MCGUIGAN K. Preventing adolescent drug use: long-term results of a junior high program. *American Journal of Public Health* 1993;83(6):856-62.
- EMERSON J. Personal communication. August 1992.
- EMONT SL, CHOI WS, NOVOTNY TE, GIOVINO GA. Clean indoor air legislation, taxation, and smoking behaviour in the United States: an ecological analysis. *Tobacco Control* 1993;II(1):13-17.
- EPPS RP, MANLEY MW. A physicians' guide to preventing tobacco use during childhood and adolescence. *Pediatrics* 1991a;88(1):140-4.
- EPPS RP, MANLEY MW. Clinical interventions to prevent tobacco use by children and adolescents. In: *How to help your patients stop smoking. A National Cancer Institute manual for physicians*. US Department of Health and Human Services, Public Health Service, National Institutes of Health. Bethesda (MD): NIH Publication No. 92-3064, 1991b.
- ERICKSON AC, MCKENNA JW, ROMANO RM. Past lessons and new uses of the mass media in reducing tobacco consumption. *Public Health Reports* 1990;105(3):239-44.
- ERSHLER J, LEVENTHAL H, FLEMING R, GLYNN K. The quitting experience for smokers in sixth through twelfth grades. *Addictive Behaviors* 1989;14(4):365-78.
- EUBANKS T. *Developing health and fitness. Be your best*. New York: Girl Scouts of the U.S.A., 1992.
- EVANS RI. A social inoculation strategy to deter smoking in adolescents. In: Matarazzo JD, Weiss SM, Herd AJ, Miller NE, Weiss SM, editors. *Behavioral health: a handbook of health enhancement and disease prevention*. New York: John Wiley and Sons, Inc., 1984.
- EVANS RI, HENDERSON A, HILL P, RAINES B. Smoking in children and adolescents: psychosocial determinants and prevention strategies. In: *Smoking and health. A report of the Surgeon General*. US Department of Health, Education, and Welfare, Public Health Service, Office of the Assistant Secretary for Health, Office on Smoking and Health. DHEW Publication No. (PHS) 79-50066, 1979.

Preventing Tobacco Use Among Young People

- EVANS RI, RAINES BE, GETZ JG. Applying the social inoculation model to a smokeless tobacco use prevention program with Little Leaguers. In: National Cancer Institute. *Smokeless tobacco or health: an international perspective*. Smoking and Tobacco Control. Monograph No. 2. US Department of Health and Human Services, Public Health Service, National Institutes of Health, National Cancer Institute. Bethesda (MD): NIH Publication No. 92-3461, 1992, 260-75.
- FAGERSTRÖM KO. Measuring degree of physical dependence to tobacco smoking with reference to individualization of treatment. *Addictive Behaviors* 1978;(3-4):235-41.
- FARQUHAR JW, FORTMANN SP, MACCOBYN, HASKELL WL, WILLIAMS PT, FLORA JA, ET AL. The Stanford five-city project: design and methods. *American Journal of Epidemiology* 1985;122(2):323-34.
- FEDERAL TRADE COMMISSION. Advertising and labeling of cigarettes. Notice of rule-making proceeding for establishment of trade regulation rules. *Federal Register* 1964a January 22;29:530-2.
- FEDERAL TRADE COMMISSION. Unfair or deceptive advertising and labeling of cigarettes in relation to the health hazards of smoking. *Federal Register* 1964b;29:8324-75.
- FEDERAL TRADE COMMISSION. *Report to Congress pursuant to the Federal Cigarette Labeling and Advertising Act*. Washington (DC): Federal Trade Commission, June 30, 1967.
- FEDERAL TRADE COMMISSION. Cigarettes in relation to the health hazards of smoking: unfair or deceptive advertising and labeling. *Federal Register* 1969a;34(96):7917-18.
- FEDERAL TRADE COMMISSION. *Report to the Congress pursuant to the Federal Cigarette Labeling and Advertising Act*. Washington (DC): Federal Trade Commission, June 1969b.
- FEDERAL TRADE COMMISSION. Complaint in the matter of Lorillard; Philip Morris Inc.; American Brands, Inc.; Brown and Williamson Tobacco Corporation; R.J. Reynolds Tobacco Company; Liggett & Meyers Inc., consent orders, etc., in regard to the alleged violation of the Federal Trade Commissions Act, Complaints, March 30, 1972—Decisions, March 30, 1972, Federal Trade Commission Decisions 80:455-65, 1972.
- FEDERAL TRADE COMMISSION. *Report to Congress pursuant to the Public Health Cigarette Smoking Act*. Washington (DC): Federal Trade Commission, December 31, 1974.
- FEDERAL TRADE COMMISSION. *Staff report on the cigarette advertising investigation*. Washington (DC): Federal Trade Commission, May 1981.
- FEDERAL TRADE COMMISSION. *Report to Congress pursuant to the Federal Cigarette Labeling and Advertising Act, for the year 1980*. Washington (DC): Federal Trade Commission, November 15, 1982.
- FEDERAL TRADE COMMISSION. *Federal Trade Commission report to Congress for 1990. Pursuant to the Federal Cigarette Labeling and Advertising Act*. Washington (DC): Federal Trade Commission, 1992.
- FEIGHERY E, ALTMAN DG, SHAFFER G. The effects of combining education and enforcement to reduce tobacco sales to minors. A study of four northern California communities. *Journal of the American Medical Association* 1991;266(22):3168-71.
- FISCHER PM, RICHARDS JW JR, BERMAN EJ, KRUGMAN DM. Recall and eye tracking study of adolescents viewing tobacco advertisements. *Journal of the American Medical Association* 1989;261(1):84-9.
- FISCHER PM, SCHWARTZ MP, RICHARDS JW JR, GOLDSTEIN AD, ROJAS TH. Brand logo recognition by children aged 3 to 6 years. Mickey Mouse and Old Joe the Camel. *Journal of the American Medical Association* 1991;266(22):3145-8.
- FISHBEIN ME, editor. *Readings in attitude theory and measurement*. New York: John Wiley and Sons, Inc., 1967.
- FISHBEIN M. *Consumer beliefs and behavior with respect to cigarette smoking: a critical analysis of the public literature*. A report prepared for the staff of the Federal Trade Commission. Champaign (IL): University of Illinois at Champaign-Urbana, 1977.
- FITZGERALD M. Ad controversy: Houston Post rejects cancer group's cigarette parody. *Editor & Publisher* 1990 March; 31:32.
- FLAY BR. Psychosocial approaches to smoking prevention: a review of findings. *Health Psychology* 1985;4(5):449-88.
- FLAY BR. Mass media linkages with school-based programs for drug abuse prevention. *Journal of School Health* 1986;56(9):402-6.
- FLAY BR, BRANNON BR, JOHNSON CA, HANSEN WB, ULENE AL, WHITNEY-SALTIEL DA, ET AL. The television school and family smoking prevention and cessation project. I. Theoretical basis and program development. *Preventive Medicine* 1988;17(5):585-607.
- FLAY BR, BURTON D. Effective mass communication campaigns for public health. Paper presented at Conference on Mass Communications and Public Health: Complexities and Conflict, 1988 September 17-19: Rancho Mirage, CA: The Annenberg Center.

- FLAY BR, BURTON D. Effective mass communication strategies for health campaigns. In: Atkin C, Wallack L, editors. *Mass communication and public health, complexities and conflicts*. Newbury Park (CA): Sage Publications, 1990.
- FLAY BR, DITECCO D, SCHLEGEL RP. Mass media in health promotion: an analysis using an extended information-processing model. *Health Education Quarterly* 1980;7(2): 127-47.
- FLAY BR, HANSEN WB, JOHNSON CA, COLLINS LM, DENT CW, DWYER KM, ET AL. Implementation effectiveness trial of a social influences smoking-prevention program using schools and television. *Health Education Research* 1987;2(4): 385-400.
- FLAY BR, KOEPKE D, THOMSON SJ, SANTI S, BEST JA, BROWN KS. Six-year follow-up of the first Waterloo school smoking prevention trial. *American Journal of Public Health* 1989;79(10):1371-6.
- FLEWELLING RL, KENNEY E, ELDER JP, PIERCE J, JOHNSON M, BAL DG. First-year impact of the 1989 California cigarette tax increase on cigarette consumption. *American Journal of Public Health* 1992;82(6):867-9.
- FLYNN BS, WORDEN JK, SECKER-WALKER RH, BADGER GJ, GELLER BM, COSTANZA MC. Prevention of cigarette smoking through mass media intervention and school programs. *American Journal of Public Health* 1992;82(6):827-34.
- FORSTER JL, HOURIGAN M, MCGOVERN P. Availability of cigarettes to underage youth in three communities. *Preventive Medicine* 1992;21(3):320-8.
- FORSTER JL, HOURIGAN M, WEIGUM J. The movement to restrict children's access to tobacco in Minnesota. Paper presented at the Surgeon General's Interagency Committee on Smoking and Health, May 31, 1990.
- FORSTER JL, HOURIGAN ME, KELDER S. Locking devices on cigarette vending machines: evaluation of a city ordinance. *American Journal of Public Health* 1992;82(9):1217-9.
- FORSTER JL, KLEPP K-I, JEFFERY RW. Sources of cigarettes for tenth graders in two Minnesota cities. *Health Education Research* 1989;4(1):45-50.
- FORSTER JL, MCBRIDE C, JEFFERY R, SCHMID TL, PIRIE PL. Support for restrictive tobacco policies among residents of selected Minnesota communities. *American Journal of Health Promotion* 1991;6(2):99-104.
- FRANK E, WINKLEBY MA, ALTMAN DG, ROCKHILL B, FORTMANN SP. Predictors of physicians' smoking cessation advice. *Journal of the American Medical Association* 1991;266(22):3139-44.
- GALLUP ORGANIZATION, AMERICAN INSTITUTE OF PUBLIC OPINION. Poll conducted for leading Republican, Democratic, and independent newspapers. Princeton (NJ): Gallup Organization, November 28-December 4, 1957.
- GALLUP ORGANIZATION, AMERICAN INSTITUTE OF PUBLIC OPINION. Poll conducted for leading Republican, Democratic, and independent newspapers. Princeton (NJ): Gallup Organization, October 19-24, 1962.
- GALLUP ORGANIZATION. Smoking in America. Public attitudes and behavior. Gallup Report No. 155. Princeton (NJ): Gallup Organization, June 1978.
- GALLUP ORGANIZATION. Majority backs ban on smoking in public places. Gallup Report No. 258. Princeton (NJ): Gallup Organization, April 1987.
- GALLUP ORGANIZATION. Majorities now support ban on public smoking, cigarette ads. The Gallup Poll. Princeton (NJ): Gallup Organization, July 1-7, 1988.
- GALLUP ORGANIZATION. The people, the press and politics: public opinion about economic issues. Conducted in Times Mirror. Princeton (NJ): Gallup Organization, January 27-February 5, 1989.
- GALLUP ORGANIZATION. The Gallup Poll. Princeton (NJ): Gallup Organization, May 17-20, 1990a.
- GALLUP ORGANIZATION. Federal budget deficit. The Gallup Poll. Princeton (NJ): Gallup Organization, May 30, 1990b.
- GALLUP ORGANIZATION. Many Americans favor restrictions on smoking in public places. The Gallup Poll. Princeton (NJ): Gallup Organization, July 6-8, 1990c.
- GALLUP ORGANIZATION. Many Americans favor restrictions on smoking in public places. The Gallup Poll. Princeton (NJ): Gallup Organization, November 7-10, 1991.
- GALLUP ORGANIZATION. The public's attitudes toward cigarette advertising and cigarette tax increase. Poll conducted for the Coalition for Smoking OR Health. Princeton (NJ): Gallup Organization, April 1993.
- GILCHRIST LD, SCHINKE SP, BOBO JK, SNOW WH. Self-control skills for preventing smoking. *Addictive Behaviors* 1986;11(2):169-74.
- GIRLS, INCORPORATED. *Voice for girls. 1991 annual report*. New York: Girls, Inc., 1991.
- GLANTZ SA. Changes in cigarette consumption, prices, and tobacco industry revenues associated with California's Proposition 99. Paper presented at the American Heart Association conference, Monterey, CA, January 15-17, 1993.

Preventing Tobacco Use Among Young People

- GLASGOW RE, MCCAUL KD. Social and personal skills training programs for smoking prevention: critique and directions for future research. In: Bell CS, Battjes R, editors. *Prevention research: deterring drug abuse among children and adolescents*. Monograph No. 63. US Department of Health and Human Services, Public Health Service, Alcohol, Drug Abuse, and Mental Health Administration, National Institute on Drug Abuse. Bethesda (MD): DHHS Publication No. (ADM) 85-1334, 1985.
- GLOVER ED. Conducting smokeless tobacco cessation clinics [letter]. *American Journal of Public Health* 1986;76(2):207.
- GLYNN TJ. Essential elements of school-based smoking-prevention programs. *Journal of School Health* 1989;59(5):181-8.
- GLYNN TJ, ANDERSON DM, SCHWARZ L. Tobacco-use reduction among high-risk youth: recommendations of a National Cancer Institute Expert Advisory Panel. *Preventive Medicine* 1991;20(2):279-91.
- GLYNN TJ, MANLEY MW. *How to help your patients stop smoking: a National Cancer Institute manual for physicians*. US Department of Health and Human Services, Public Health Service, National Institutes of Health, National Cancer Institute. Bethesda (MD): NIH Publication No. 89-3064, 1989.
- GOODSTADT MS. Alcohol and drug education: models and outcomes. *Health Education Monographs* 1978;6(3):263-79.
- GOSTIN LO, BRANDT AM, CLEARY PD. Tobacco liability and public health policy. *Journal of the American Medical Association* 1991;266(22):3178-82.
- GRAU WA. New weapon in the BSA's drug war. *Scouting* 1992 (May-June):29-30.
- GRIFFIN GA, LOEFFLER HJ, KASELL P. Tobacco-free schools in Minnesota. *Journal of School Health* 1988;58(6):236-9.
- GRITZ ER. Gender and the teenage smoker. In: Ray BA, Braude MC, editors. *Women and drugs: a new era for research*. Monograph No. 65. US Department of Health and Human Services, Public Health Service, Alcohol, Drug Abuse, and Mental Health Administration, National Institute on Drug Abuse. Bethesda (MD): DHHS Publication No. (ADM) 86-1447, 1986.
- GROSSMAN M. The demand for cigarettes [editorial]. *Journal of Health Economics* 1991;10(1):101-3.
- GROSSMAN M, COATE D, LEWIT EM, SHAKOTKO RA. *Economic and other factors in youth smoking*. Washington (DC): National Science Foundation, 1983.
- HANSEN WB. Behavioral predictors of abstinence: early indicators of a dependence on tobacco among adolescents. *International Journal of the Addictions* 1983;18(7):913-20.
- HANSEN WB. School-based substance abuse prevention: a review of the state of the art in curriculum, 1980s-1990. *Health Education Research Theory & Practice* 1992;7(3):403-30.
- HANSEN WB, COLLINS LM, JOHNSON CA, GRAHAM JW. Self-initiated smoking cessation among high school students. *Addictive Behaviors* 1985;10(3):265-71.
- HANSEN WB, JOHNSON CA, FLAY BR, GRAHAM JW, SOBEL J. Affective and social influences approaches to the prevention of multiple substance abuse among seventh grade students: results from project SMART. *Preventive Medicine* 1988;17(2):135-54.
- HARDMAN R. Personal communication. September 1992.
- HARRIS JE. The 1983 increase in the federal cigarette excise tax. In: Summers LH, editor. *Tax policy and the economy*. Vol. 1. Cambridge (MA): MIT Press, 1987.
- HART RESEARCH ASSOCIATES, ROBERT TEETER. Conducted for NBC News and the Wall Street Journal. Washington (DC): Hart Research Associates, January 13-16, 1990a.
- HART RESEARCH ASSOCIATES, ROBERT TEETER. Conducted for NBC News and the Wall Street Journal. Washington (DC): Hart Research Associates, May 18-22, 1990b.
- HART RESEARCH ASSOCIATES, ROBERT TEETER. Conducted for NBC News and the Wall Street Journal. Washington (DC): Hart Research Associates, July 6-10, 1990c.
- HARVEY L, SHUBAT S. Public opinion on health care issues, 1986. In: *AMA surveys of physician and public opinion, 1987*. Chicago: American Medical Association, April 1987.
- HATSUKAMI DK, GUST SW, KEENAN RM. Physiologic and subjective changes from smokeless tobacco withdrawal. *Clinical Pharmacology and Therapeutics* 1987;41(1):103-7.
- HAWKINS CH. Legal restrictions on minors' smoking. *American Journal of Public Health* 1964;54(10):1741-4.
- HAWKINS JD, LISHNER DM, CATALANO RF JR. Childhood predictors and the prevention of adolescent substance abuse. In: Jones CL, Battjes RJ, editors. *Etiology of drug abuse: implications for prevention*. Monograph No. 56. US Department of Health and Human Services, Public Health Service, Alcohol, Drug Abuse, and Mental Health Administration, National Institute on Drug Abuse. Bethesda (MD): DHHS Publication No. (ADM) 85-1335, 1985.
- HEALTH AND WELFARE CANADA. Canadians and smoking: an update, 1991.
- HITCHCOCK J. Questions and answers about adolescent smoking cessation programs. *Update Details* (ALA in-house newsletter) 1991;14(15):5-19.

- HOLLIS JF, LICHTENSTEIN E, MOUNT K, VOGT TM, STEVENS VJ. Nurse-assisted smoking counseling in medical settings: minimizing demands on physicians. *Preventive Medicine* 1991;20(4):497-507.
- HOLLIS JF, VOGT TM, STEVENS V, BIGLAN A, SEVERSON H, LICHTENSTEIN E. The tobacco reduction and cancer control (TRACC) program: team approaches to counseling in medical and dental settings. In: National Cancer Institute. *Tobacco and the clinician: interventions for medical and dental practice. Smoking and Tobacco Control. Monograph No. 5.* US Department of Health and Human Services, Public Health Service, National Institutes of Health, National Cancer Institute. Bethesda (MD). In press.
- HOPPOCK KC, HOUSTON TP. Availability of tobacco products to minors. *The Journal of Family Practice* 1990;30(2):174-6.
- HULBERT J. Cessation among youth: experiences in selected secondary schools in Iowa. In: Schwartz JL, editor. *Progress in smoking cessation. Proceedings of International Conference on Smoking Cessation; 1978 June 21-23; New York.* New York: American Cancer Society, 1978.
- HUNKELER EF, DAVIS EM, MCNEIL B, POWELL JW, POLEN MR. Richmond quits smoking: a minority community fights for health. In: Bracht N, editor. *Health promotion at the community level.* Newbury Park (CA): Sage, 1990.
- INDIANA STATE BOARD OF HEALTH. Public service announcement [videorecording]. 1992.
- JACOBY J, CHESTNUT RW, SILBERMAN W. Consumer use and comprehension of nutrition information. *Journal of Consumer Research* 1977;4(2):119-28.
- JASON LA, JI PY, ANES MD, BIRKHEAD SH. Active enforcement of cigarette control laws in the prevention of cigarette sales to minors. *Journal of the American Medical Association* 1991;266(22):3159-61.
- JOHNSON CA, HANSEN WB, COLLINS LM, GRAHAM JW. High-school smoking prevention: results of a three-year longitudinal study. *Journal of Behavioral Medicine* 1986;9(5):439-52.
- JOHNSON CA, PENTZ MA, WEBER MD, DWYER JH, BAER N, MACKINNON DP, ET AL. Relative effectiveness of comprehensive community programming for drug abuse prevention with high-risk and low-risk adolescents. *Journal of Consulting and Clinical Psychology* 1990;58(4):447-57.
- "JUST SAY NO" INTERNATIONAL. National evaluation report. Oakland (CA): "Just Say No" International, 1992.
- KANDEL D. Stages in adolescent involvement in drug use. *Science* 1975;190(4217):912-4.
- KEELER TE, HUT T, BARNETT PG, MANNING WG. *Taxation, regulation, and addiction: a demand function for cigarettes based on time-series evidence.* Berkeley (CA): University of California at Berkeley, Working Paper No. 91-173, 1992.
- KINDER BN, PAPE NE, WALFISH S. Drug and alcohol education programs: a review of outcome studies. *International Journal of the Addictions* 1980;15(7):1035-54.
- KIZER KW, HONIG B. *Toward a tobacco-free California: a status report to the California Legislature on the first fifteen months of California's tobacco control program.* Sacramento (CA): California Department of Health Services, 1990.
- KLEINE R. The declining role of interstate cigarette smuggling in the United States. *Tobacco Control* 1993;II(1):38-40.
- KOTTKE TE, BREKKE ML, SOLBERG LI, HUGHES JR. A randomized trial to increase smoking intervention by physicians: doctor helping smokers, round I. *Journal of the American Medical Association* 1989;261(14):2101-6.
- KOZLOWSKI LT, COAMBS RB, FERRENCE RG, ADLAF EM. Preventing smoking and other drug use: let the buyers beware and the interventions be apt. *Canadian Journal of Public Health* 1989;80(6):452-6.
- LA GRECA AM, FISHER EB. Adolescent smoking. *Pediatric Annals* 1992;21(4):241-8.
- LAFLIN M, GLOVER ED, MCKENZIE JF. Resources for smokeless tobacco education. *Journal of School Health* 1987;57(5):191-4.
- LEVENTHAL H, CLEARY PD. The smoking problem: a review of the research and theory on behavioral risk modification. *Psychological Bulletin* 1980;88(2):370-405.
- LEWIT EM, COATE D. The potential for using excise taxes to reduce smoking. *Journal of Health Economics* 1982;1(2):121-45.
- LEWIT EM, COATE D, GROSSMAN M. The effects of government regulation on teenage smoking. *Journal of Law and Economics* 1981;XXIV(3):545-69.
- LICHTENSTEIN E, BIGLAN A, GLASGOW RE, SEVERSON H, ARY D. The tobacco use research program at Oregon Research Institute. *British Journal of Addiction* 1990;85(6):715-24.
- LIEBERMAN RESEARCH. A study of public attitudes toward cigarette advertising and promotion programs—conducted for the American Cancer Society, American Heart Association, American Lung Association. Lieberman Research. Unpublished data.
- LINTHWAITE P. Health warnings. *Health Warnings Journal* 1985;44(4):218-9.

Preventing Tobacco Use Among Young People

- LITTLE SJ, STEVENS VJ, LA CHANCE PA, SEVERSON HH, BARTLEY MH, LICHTENSTEIN E, ET AL. Smokeless tobacco use habits and oral mucosal lesions in dental patients. *Journal of Public Health Dentistry* 1992;52(5):269-76.
- LITTLE SJ, STEVENS VJ, SEVERSON HH, LICHTENSTEIN E. An effective smokeless tobacco intervention for dental hygiene patients. *Journal of Dental Hygiene* 1992;66(4):185-90.
- LOTECKA L, MACWHINNEY M. Enhancing decision behavior in high school "smokers." *International Journal of the Addictions* 1983;18(4):479-90.
- LOUIS HARRIS AND ASSOCIATES. The prostep report on smoking and the family. New York: Louis Harris and Associates Inc., January 1992.
- MCALISTER A, PERRY C, KILLEN J, SLINKARD LA, MACCOBY N. Pilot study of smoking, alcohol and drug abuse prevention. *American Journal of Public Health* 1980;70(7):719-21.
- MCALISTER AL, KROSNICK JA, MILBURN MA. Causes of adolescent cigarette smoking: tests of a structural equation model. *Social Psychology Quarterly* 1984;47(1):24-36.
- MCGRAW SA. *Smoking prevention in Hispanic (Puerto Rican) adolescents*. Final progress report. Grant no. R18 CA39304. National Cancer Institute. Watertown (MA):New England Research Institute, 1990.
- MCGUIRE WJ. Inducing resistance to persuasion: some contemporary approaches. In: Berkowitz L, editor. *Advances in experimental social psychology*. Vol 1. New York: Academic Press, 1964.
- MCKENNA JW, WILLIAMS KN. Crafting effective tobacco counter-advertisements: lessons from a failed campaign directed at teenagers. *Public Health Reports* 1993;108(1 Suppl.): 85-9.
- MCNEILL AD. The development of dependence on smoking in children. *British Journal of Addiction* 1991;86(5):589-92.
- MCNEILL AD, WEST RJ, JARVIS M, JACKSON P, BRYANT A. Cigarette withdrawal symptoms in adolescent smokers. *Psychopharmacology* 1986;90(4):533-6.
- MARCUS AC, CRANE LA, SHOPLAND DR, LYNN WR. Use of smokeless tobacco in the United States: recent estimates from the current population survey. In: National Cancer Institute. *Smokeless tobacco use in the United States*. Monograph No. 8. US Department of Health and Human Services, Public Health Service, National Institutes of Health, National Cancer Institute. Bethesda (MD): NIH Publication No. 89-3055, 1989, 17-23.
- MARCUS SE, EMONT SL, CORCORAN RD, GIOVINO GA, PIERCE JP, WALLER MN, ET AL. Public attitudes about cigarette smoking: results from the 1989 smoking activity volunteer executed survey. *Public Health Reports*. In press.
- MELAMED D. EPA draft tobacco smoke report threatens new round of litigation, legislation. Threats to children outlined, fast food chains to be targets. *Indoor Air Review* 1992; 11(5):1,10.
- MINNESOTA DEPARTMENT OF HEALTH. The Minnesota tobacco use prevention initiative, 1987-1988. Report to the 1989 Legislature. Minneapolis (MN): Minnesota Department of Health, 1989.
- MINNESOTA DEPARTMENT OF HEALTH. Minnesota tobacco-use prevention initiative 1989-1990: a report to the 1991 Legislature. Minneapolis (MN): Minnesota Department of Health, 1991.
- MINNESOTA STATUTES ANNOTATED. Sections 609 to 624. Volume 40. St. Paul (MN): West Publishing, 1987.
- MITTELMARK MB, LUEPKER RV, JACOBS DR, BRACHT NF, CARLAW RW, CROW RS, ET AL. Community-wide prevention of cardiovascular disease: education strategies of the Minnesota heart health program. *Preventive Medicine* 1986;15(1):1-17.
- MOORE & ASSOCIATES, INC. *The 1989 Michigan smoking prevention media campaign: an evaluation report*. Southfield (MI): Moore & Associates, 1990.
- MOROSCO GJ. Targeting smoking intervention programs to clinical settings. *Perspectives on Prevention* 1986;1(1):11-6.
- MULLAHY J. Cigarette smoking: habits, health concerns, and heterogeneous unobservables in a micro-econometric analysis of consumer demand [dissertation]. Charlottesville (VA): University of Virginia, 1985.
- MURPHY RD. Consumer responses to cigarette health warnings. In: Morris LA, Mazis MB, Barofsky I, editors. *Product labeling and health risks—Banbury report 6*. Cold Springs Harbor (NY): Cold Springs Harbor Laboratory, 1980, 13-8.
- MURRAY DM, DAVIS-HEARN M, GOLDMAN AI, PIRIE P, LUEPKER RV. Four- and five-year follow-up results from four seventh-grade smoking prevention strategies. *Journal of Behavioral Medicine* 1988;11(4):395-405.
- MURRAY DM, HANNAN PJ. Planning for the appropriate analysis in school-based drug-use prevention studies. *Journal of Consulting and Clinical Psychology* 1990;58(4):458-68.
- MURRAY DM, PIRIE P, LUEPKER RV, PALLONEN U. Five- and six-year follow-up results from four seventh-grade smoking prevention strategies. *Journal of Behavioral Medicine* 1989; 12(2):207-18.

- MYERS ML, HOLLAR J. Tobacco marketing and promotion. In: Blakeman EM, Engleberg AL, editors. *Final report: tobacco use in America conference*. Washington (DC): The American Medical Association, 1989.
- NATIONAL ASSOCIATION OF STATE BOARDS OF EDUCATION. Helping youth decide. Alexandria (VA): National Association of State Boards of Education, 1984.
- NATIONAL ASSOCIATION OF STATE BOARDS OF EDUCATION. Helping youth say no. Alexandria (VA): National Association of State Boards of Education, 1987.
- NATIONAL AUTOMATIC MERCHANDISING ASSOCIATION. Cigarette sales from vending machines, 1988. Chicago (IL): National Automatic Merchandising Association, 1989.
- NATIONAL PTA. Position statement on tobacco and health adopted by the 1984 Board of Directors. Chicago (IL): National PTA, 1984.
- NATIONAL SCHOOL BOARDS ASSOCIATION. *No smoking: a board member's guide to nonsmoking policies for the schools*. Alexandria (VA): National School Boards Association, 1987.
- NATIONAL SCHOOL BOARDS ASSOCIATION. *Smoke-free schools: a progress report*. Alexandria (VA): National School Boards Association, 1989.
- NELSON DE, SACKS JJ, ADDISS DG. Smoking policies of licensed child day-care centers in the United States. *Pediatrics* 1993;91(2):460-3.
- NELSON JM, MARSO PQ, ROBY RM. Mini-study on the availability of cigarettes to minors. *South Dakota Nurse* 1989;32(2):17-8.
- NOGAKI SW, GUPTA H. Times just says no to tobacco advertising evidence of danger 'overwhelming.' *Seattle Times* 1993 June 14;Business section:E1.
- NOVA SCOTIA COUNCIL ON SMOKING AND HEALTH. Students and tobacco, the 1990 Nova Scotia Council on Smoking and Health survey. Nova Scotia (Canada): Nova Scotia Council on Smoking and Health, Department of Health and Fitness, March 1991.
- NOVICK LF, JILLSON D, COFFIN R, FREEDMAN M. The Vermont health risk survey and the design of community wide preventive health programs. *Journal of Community Health* 1985;10(2):67-80.
- NOVOTNY TE, PIERCE JP, FIORE MC, DAVIS RM. Smokeless tobacco use in the United States: the adult use of tobacco surveys. In National Cancer Institute. *Smokeless tobacco use in the United States*. Monograph No. 8. US Department of Health and Human Services, Public Health Service, National Institutes of Health, National Cancer Institute. Bethesda (MD): NIH Publication No. 89-3055, 1989, 25-8.
- NUTBEAM D, MACASKILL P, SMITH C, SIMPSON JM, CATFORD J. Evaluation of two school smoking education programs under normal classroom conditions. *British Medical Journal* 1993;306(6870):102-7.
- O'BRIEN MK. Indoor air seen as next hurdle for the industry. *Shopping Centers Today* August 1991:1,19.
- OREGON RESEARCH INSTITUTE. "Big Dipper" [video-recording]. Eugene (OR): Independent Video Services, 1986.
- PATTERSON C. Junior high stop smoking groups. *School Counselor* 1984;31(5):480-1.
- PENTZ MA, DWYER JH, MACKINNON DP, FLAY BR, HANSEN WB, WANG EYI, ET AL. A multicomunity trial for primary prevention of adolescent drug abuse. *Journal of the American Medical Association* 1989;261(2):3259-66.
- PENTZ M, MACKINNON DP, DWYER JH, WANG EYI, HANSEN WB, FLAY BR, ET AL. Longitudinal effects of the Midwestern prevention project on regular and experimental smoking in adolescents. *Preventive Medicine* 1989; 18(2):304-21.
- PENTZ MA, MACKINNON DP, FLAY BR, HANSEN WB, JOHNSON CA, DWYER JH. Primary prevention of chronic diseases in adolescence: effects of the Midwestern prevention project on tobacco use. *American Journal of Epidemiology* 1989;130(4):713-24.
- PERRY CL, GRIFFIN G, MURRAY DM. Assessing needs for youth health promotion. *Preventive Medicine* 1985;14(3): 379-93.
- PERRY CL, KELDER SH, MURRAY DM, KLEPP K-I. Communitywide smoking prevention: long-term outcomes of the Minnesota heart health program and the class of 1989 study. *American Journal of Public Health* 1992;82(9):1210-16.
- PERRY CL, KILLEN J, TELCH M, SLINKARD LA, DANAHER BG. Modifying smoking behavior of teenagers: a school-based intervention. *American Journal of Public Health* 1980; 70(7):722-5.
- PERRY CL, KLEPP K-I, SHULTZ JM. Primary prevention of cardiovascular disease: communitywide strategies for youth. *Journal of Consulting and Clinical Psychology* 1988;56(3):358-64.
- PERRY CL, KLEPP K-I, SILLERS C. Community-wide strategies for cardiovascular health: the Minnesota heart health program youth program. *Health Education Research* 1989;4(1): 87-101.
- PERRY CL, LUEPKER RV, MURRAY DM, HEARN MD, HALPER A, DUDOVITZ B, ET AL. Parent involvement with children's health promotion: a one-year follow-up of the Minnesota home team. *Health Education Quarterly* 1989; 16(2):171-80.

Preventing Tobacco Use Among Young People

- PERRY CL, PIRIE P, HOLDER W, HALPER A, DUDOVITZ B. Parent involvement in cigarette smoking prevention: two pilot evaluations of the "unpuffables program." *Journal of School Health* 1990;60(9):443-47.
- PERRY CL, SILVIS GL. Smoking prevention: behavioral prescriptions for the pediatrician. *Pediatrics* 1987;79(5):790-9.
- PERRY CL, TELCH MJ, KILLEN J, BURKE A, MACCOBY N. High school smoking prevention: the relative efficacy of varied treatments and instructors. *Adolescence* 1983;XVIII(71):561-6.
- PETERSON DE, ZEGER SL, REMINGTON PL, ANDERSON HA. The effect of state cigarette tax increases on cigarette sales 1955-1988. *American Journal of Public Health* 1992;82(1):94-6.
- PHILIPS BU JR, LONGORIA JM, PARCEL GS, EBELING EW. Expectations of preschool children to protect themselves from cigarette smoke: results of a smoking-prevention program for preschool children. *Journal of Cancer Education* 1990;5(1):27-31.
- PIERCE JP, FARKAS A, EVANS N, BERRY C, CHOI W, ROSEBROOK B, ET AL. *Tobacco use in California 1992. A focus on preventing uptake in adolescents*. Sacramento (CA): California Department of Health Services, 1993.
- PIERCE JP, GILPIN E, BURN DM, WHALEN E, ROSEBROOK B, SHOPLAND D, ET AL. Does tobacco advertising target young people to start smoking? Evidence from California. *Journal of the American Medical Association* 1991;266(22):3154-8.
- POPHAM WJ, POTTER LD, HETRICK MA, MUTHÉN LK. Evaluating the California 1990-91 tobacco education media campaign. Executive report number 4; wave four survey results. Los Angeles: IOX Assessment Associates, 1991.
- POPPER ET. *Sampling and couponing promotional activity in the domestic cigarette market: a report to the Office on Smoking and Health*. US Department of Health and Human Services, Office on Smoking and Health, Interagency Task Force on Smoking and Health, Washington, DC, June 4, 1986.
- POPPER ET, MURRAY KB. Communication effectiveness and format effects on in-ad disclosure of health warnings. *Journal of Public Policy and Marketing* 1989;VIII:109-23.
- PORTER RH. The impact of government policy on the U.S. cigarette industry. In: Ippolito PM, Scheffman DT, editors. *Empirical approaches to consumer protection economics*. Washington (DC): US Government Printing Office, 1986.
- PROJECT CALIFORNIA 4-HEALTH. *Preventing tobacco use*. State of California Department of Health Services, 1992.
- PUBLIC HEALTH SERVICE. *Smoking and health. Report of the advisory committee to the Surgeon General of the Public Health Service*. US Department of Health, Education, and Welfare, Public Health Service. PHS Publication No. 1103, 1964.
- PUBLIC HEALTH SERVICE. Model Sale of Tobacco Products to Minors Control Act. A model law recommended for adoption by states and localities to prevent the sale of tobacco products to minors. US Department of Health and Human Services, May 24, 1990.
- PUSKA P, VARTIAINEN E, PALLONEN U, RUOTSALAINEN P, TUOMILEHTO J, KOSKELA K, ET AL. The North Karelia youth project. A community-based intervention study on CVD risk factors among 13- to 15-year-old children: study design and preliminary findings. *Preventive Medicine* 1981;10(2):133-48.
- PUSKA P, VARTIAINEN E, PALLONEN U, SALONEN JT, PÖYHIÄ P, KOSKELA K, ET AL. The North Karelia youth project: evaluation of two years of intervention on health behavior and CVD risk factors among 13- to 15-year-old children. *Preventive Medicine* 1982;11(5):550-70.
- RASHAK NE, OLSEN LK, SPEARS AK, HAGGERTY JM. Smoking policies of secondary schools in Arizona. *Journal of School Health* 1986;56(5):180-3.
- RESEARCH AND FORECASTS, INC. Rights and responsibilities: a national survey of healthcare opinions. Lexington (KY): American Board of Family Practice, January 1985.
- RESPONSE RESEARCH, INC. Findings for the study of teenage cigarette smoking and purchasing behavior. Prepared for National Automated Merchandising Association. Chicago (IL): Response Research Inc., 1989 June/July.
- RICHARDS JL, ZAKIA RD. Pictures: an advertiser's expressway through FTC regulation. *Georgia Law Review* 1981;16(1):77-134.
- RICHARDS JW. 7 ways to get parents to quit smoking. *Pediatric Management* 1991;2(12):42-43.
- RICHARDS JW JR. Words as therapy: smoking cessation [editorial]. *Journal of Family Practice* 1992;34(6):687-92.
- RIGOTTI NA. Trends in the adoption of smoking restrictions in public places and worksites. *New York State Journal of Medicine* 1989;89(1):19-26.
- RIGOTTI NA, PASHOS CL. No-smoking laws in the United States. An analysis of state and city actions to limit smoking in public places and workplaces. *Journal of the American Medical Association* 1991;266(22):3162-7.

- ROBERTS, FITZMAHAN & ASSOCIATES, INC., COMPREHENSIVE HEALTH EDUCATION FOUNDATION. *Here's looking at you, 2000*. Seattle (WA): Comprehensive Health Foundation, 1986.
- ROONEY B. A meta-analysis of smoking-prevention programs after adjustment for study design [dissertation]. Minneapolis (MN): University of Minnesota, 1992.
- ROUSE BA. Epidemiology of smokeless tobacco use: a national study. In: National Cancer Institute. *Smokeless tobacco use in the United States*. Monograph No. 8. US Department of Health and Human Services, Public Health Service, National Institutes of Health, National Cancer Institute. Bethesda (MD):NIH Publication No. 89-3055, 1989, 29-33.
- RR BOWKER. *Broadcasting & cable marketplace, 1992*. New Providence (NJ): Reed Publishing, 1992.
- RUNDALL TG, BRUVOLD WH. A meta-analysis of school-based smoking and alcohol use prevention programs. *Health Education Quarterly* 1988;15(3):317-34.
- SCHAEFER SP, HENDERSON AH, GLOVER ED, CHRISTEN AG. Patterns of use and incidence of smokeless tobacco consumption in school-aged children. *Archives of Otolaryngology* 1985;111(10):639-42.
- SCHAPS E, DIBARTOLO R, MOSKOWITZ J, PALLEY CS, CHURGIN S. A review of 127 drug abuse prevention program evaluations. *Journal of Drug Issues* 1981;11(1):17-43.
- SCHILLING RF, MCALISTER AL. Preventing drug use in adolescents through media interventions. *Journal of Consulting and Clinical Psychology* 1990;58(4):416-24.
- SCHINKE SP, GILCHRIST LD. Preventing cigarette smoking with youth. *Journal of Primary Prevention* 1984;5(1):48-56.
- SCHINKE SP, GILCHRIST LD. Preventing substance abuse with children and adolescents. *Journal of Consulting and Clinical Psychology* 1985;53(5):596-602.
- SCHINKE SP, GILCHRIST LD. Preventing tobacco use among young people. *Health and Social Work* 1986;11(1):59-65.
- SCHINKE SP, GILCHRIST LD, SCHILLING RF II, SNOW WH, BOBO JK. Skills methods to prevent smoking. *Health Education Quarterly* 1986;13(1):23-7.
- SCHINKE SP, ORLANDI MA, COLE KC. Boys and girls clubs in public housing developments: prevention services for youth at risk. *Journal of Community Psychology* 1992 (OSAP Special Issue):118-28.
- SCHINKE SP, SCHILLING RF II, GILCHRIST LD, ASHBY MR, KITAJIMA E. Pacific Northwest Native American youth and smokeless tobacco use. *International Journal of the Addictions* 1987;22(9):881-4.
- SCHINKE SP, SCHILLING RF II, GILCHRIST LD, ASHBY MR, KITAJIMA E. Native youth and smokeless tobacco: prevalence rates, gender differences, and descriptive characteristics. In: National Cancer Institute. *Smokeless tobacco use in the United States*. Monograph No. 8. US Department of Health and Human Services, Public Health Service, National Institutes of Health, National Cancer Institute. Bethesda (MD): NIH Publication No. 89-3055 1989, 39-42.
- SCHWARTZ JL. A critical review and evaluation of smoking control methods. *Public Health Reports* 1969;84(6):483-506.
- SCHWARTZ TM. The relevance of overpromotion in tobacco products litigation. *Tobacco Products Litigation Reporter* 1986;1(4):1.4.4.41-4.
- SEFFRIN JR, BAILEY WJ. Approaches to adolescent smoking cessation and education. In: Zins JE, Wagner DI, Maher CA, editors. *Health promotion in the schools: innovative approaches to facilitating physical and emotional well-being*. New York: Haworth Press, 1985.
- SEVERSON HH. *Enough snuff: a manual for quitting smokeless tobacco on your own*. Eugene (OR): Rainbow Productions, 1992.
- SEVERSON HH. Smokeless tobacco: risks, epidemiology, and cessation. In: Orleans CT, Slade J, editors. *Nicotine addiction: principles and management*. New York: Oxford University Press, 1993.
- SEVERSON HH, EAKIN EG, LICHTENSTEIN E, STEVENS VJ. The inside scoop on the stuff called snuff: an interview study of 94 adult male smokeless tobacco users. *Journal of Substance Abuse* 1990;2(1):77-85.
- SEVERSON HH, GLASGOW R, WIRT R, BROZOVSKY P, ZOREF L, BLACK C, ET AL. Preventing the use of smokeless tobacco and cigarettes by teens: results of a classroom intervention. *Health Education Research* 1991;6(1):109-20.
- SHANK JC. DOC as an integral part of the community medicine curriculum. *Family Medicine* 1985;XVII(3):96-8.
- SIMONICH WL. *Government antismoking policies*. New York: Peter Lang Publishing, 1991.
- SKRETNYMT, CUMMINGS KM, SCIANDRA R, MARSHALL J. An intervention to reduce the sale of cigarettes to minors. *New York State Journal of Medicine* 1990;90(2):54-5.
- SLADE J. Learning to fight *Nicotiana tabacum*. *New Jersey Medicine* 1988;85(2):102-6.
- SMOKEFREE EDUCATIONAL SERVICES, INC. Shopping mall goes smokefree. *SmokeFree Air* 1992 Summer:7.
- SMOKEFREE PENNSYLVANIA. Blaming victimized children. *SmokeFree Pennsylvania Report* 1991;1(1):20-21.

Preventing Tobacco Use Among Young People

- SOLBERG EJ. DOC's approach to countering the tobacco industry. In: *Medical activism. A DOC approach to countering the tobacco industry*. Houston (TX): Doctors Ought to Care, 1992.
- STEVENS VJ, SEVERSON HH, LICHTENSTEIN E, LITTLE SJ, LEBEN J. Making the most of a teachable moment: smokeless tobacco intervention in the dental office setting. *American Journal of Public Health*. In press.
- STONE EJ. School-based health research funded by the National Heart, Lung, and Blood Institute. *Journal of School Health* 1985;55(5):168-74.
- SUSSMAN S. Curriculum development in school-based prevention research. *Health Education Research* 1991;6(3):339-51.
- SUSSMAN S, BURTON D, DENT CW, STACY AW, FLAY BR. Use of focus groups in developing an adolescent tobacco use cessation program: collective norm effects. *Journal of Applied Social Psychology* 1991;21(21):1772-82.
- SUSSMAN S, DENT CW, STACY AW, SUN P, CRAIG S, SIMON TR, ET AL. Project towards no tobacco use: 1-year behavior outcomes. *American Journal of Public Health* 1993;83(9):1245-1250.
- SUSSMAN S, FLAY BR, SOBEL JL, RAUCH JM, HANSEN WB, JOHNSON CA. Viewing and evaluation of a televised drug education program by students previously or concurrently exposed to school-based substance abuse prevention programming. *Health Education Research* 1987;2(4):373-83.
- SWEANOR DT. *The Canadian tobacco tax project: 1985-1991. A review of a major public health success story*. Non-Smokers' Rights Association, Working Paper. Ontario, (Canada): Non-Smokers' Rights Association, 1991.
- SWEANOR DT. *Canada's tobacco tax policies: successes and challenges*. Ontario (Canada): Non-Smokers' Rights Association, 1992.
- TENNESSEE DEPARTMENT OF HEALTH. Public service announcement [videorecording]. 1992.
- TERWEDO A. Personal communication, August 11, 1992.
- THOMPSON B, WALLACK L, LICHTENSTEIN E, PECHACEK T. Principles of community organization and partnership for smoking cessation in the community intervention trial for smoking cessation (COMMIT). *International Quarterly of Community Health Education* 1990-91;11(3):187-203.
- THOMPSON EL. Smoking education programs 1960-1976. *American Journal of Public Health* 1978;68(3):250-7.
- THOMSON B, TOFFLER WL. The illegal sale of cigarettes to minors in Oregon. *The Journal of Family Practice* 1990;31(2):206-8.
- TOBACCO EDUCATION OVERSIGHT COMMITTEE. *Toward a tobacco-free California: a master plan to reduce Californians' use of tobacco*. Sacramento (CA): California Education Oversight Committee, 1991.
- TOBACCO INSTITUTE. Cigarette advertising code. Washington (DC): The Tobacco Institute, 1964.
- TOBACCO INSTITUTE. Major new initiatives to discourage youth smoking announced. Efforts focused on access, marketing and education [press release]. Washington (DC): The Tobacco Institute, 1990a.
- TOBACCO INSTITUTE. It's the law. A tobacco product retailing program for retail/vending industries. Washington (DC): The Tobacco Institute, 1990b.
- TOBACCO INSTITUTE. *The tax burden on tobacco*. Historical compilation, Volume 27. Washington (DC): The Tobacco Institute, 1992.
- TOBACCO OBSERVER. Requests for "helping youth decide" pour in from all over the country. December 1984;9(6):1,7.
- TOBLER NS. Meta-analysis of 143 adolescent drug prevention programs: quantitative outcome results of program participants compared to a control or comparison group. *Journal of Drug Issues* 1986;16(4):537-67.
- TOBLER NS. Drug prevention programs can work: research findings. *Journal of Addictive Diseases* 1992;11(3):1-28.
- TONER R. Poll says public favors changes in health policy. *New York Times* 1993 April 6;Sect A:1.
- TYE JB. R.J. Reynolds targets teens with sophisticated marketing campaign. *Tobacco and Youth Reporter* 1987;2(1):1-16.
- US CONGRESS. Hearing before the Senate Committee on Commerce. March 22-30, April 1-2, 1965. Cigarette Labeling and Advertising [S.559 & S.547]. Washington (DC): US Government Printing Office, 1965.
- US CONGRESS. Hearings before the Senate Committee on Labor and Human Resources, May 5, 12, 1983. Smoking Prevention Health and Education Act of 1983 [S. 772]. Washington (DC): US Government Printing Office, 1983.
- US CONGRESS. Hearings before the House Subcommittee on Transportation, Tourism, and Hazardous Materials; Committee on Energy and Commerce. May 4 and June 8, 29, 1988. Cigarettes: Advertising, Testing, and Liability [H.R. 4543]. Washington (DC): US Government Printing Office, 1989.
- US CONGRESS. Hearings before the Senate Committee on Labor and Human Resources, February, 20, 1990. Tobacco Product Education and Health Protection Act of 1990 [S. 1883]. Washington (DC): US Government Printing Office, 1990.

US CONGRESS. House. Preventing our kids from inhaling deadly smoke (PRO-KIDS) Act of 1992. 102d Cong., 2d sess., 1992.H.R.5815.

US DEPARTMENT OF COMMERCE. *1990 census of population and housing: summary tape file 3A, Bradford County, Pennsylvania, CD 90-3A-48*. Washington (DC): Bureau of the Census, 1992a.

US DEPARTMENT OF COMMERCE. *General population characteristics. Montana, 1990 CP-1-28*. Washington (DC): Bureau of the Census, 1992b.

US DEPARTMENT OF COMMERCE. *General population characteristics. New York, 1990 CP-1-34*. Washington (DC): Bureau of the Census, 1992c.

US DEPARTMENT OF HEALTH AND HUMAN SERVICES. *Smoking, tobacco, and cancer program. Annual report 1983*. US Department of Health and Human Services, Public Health Service, National Institutes of Health. DHHS Publication No. 84-2687, 1984.

US DEPARTMENT OF HEALTH AND HUMAN SERVICES. *The health consequences of involuntary smoking. A report of the Surgeon General*. US Department of Health and Human Services, Public Health Service, Centers for Disease Control, Center for Health Promotion and Education, Office on Smoking and Health. DHHS Publication No. (CDC) 87-8398, 1986a.

US DEPARTMENT OF HEALTH AND HUMAN SERVICES. *The health consequences of using smokeless tobacco. A report of the advisory committee to the Surgeon General*. US Department of Health and Human Services, Public Health Service, National Institutes of Health. NIH Publication No. 86-2874, April 1986b.

US DEPARTMENT OF HEALTH AND HUMAN SERVICES. *Prevention 1986/1987: Federal programs and progress*. US Department of Health and Human Services, Office of Disease Prevention and Health Promotion, 1987a.

US DEPARTMENT OF HEALTH AND HUMAN SERVICES. *A review of the research literature on the effects of health warning labels. A report to the US Congress*. US Department of Health and Human Services, National Institute on Alcohol Abuse and Alcoholism. Publication No. (ADM) 281-86-0003, June 1987b.

US DEPARTMENT OF HEALTH AND HUMAN SERVICES. *The health consequences of smoking: nicotine addiction. A report of the Surgeon General*. US Department of Health and Human Services, Public Health Service, Centers for Disease Control, Center for Health Promotion and Education, Office on Smoking and Health. DHHS Publication No. (CDC) 88-8406, 1988.

US DEPARTMENT OF HEALTH AND HUMAN SERVICES. *Reducing the health consequences of smoking: 25 years of progress. A report of the Surgeon General*. US Department of Health and Human Services, Public Health Service, Centers for Disease Control, Center for Chronic Disease Prevention and Health Promotion, Office on Smoking and Health. DHHS Publication No. (CDC) 89-8411, 1989.

US DEPARTMENT OF HEALTH AND HUMAN SERVICES. *Healthy people 2000. National health promotion and disease prevention objectives*. US Department of Health and Human Services, Public Health Service. DHHS Publication No. (PHS) 91-50212, 1990a.

US DEPARTMENT OF HEALTH AND HUMAN SERVICES. *Smoking, tobacco, and cancer program, 1985-1989 status report*. US Department of Health and Human Services, Public Health Service, National Institutes of Health, National Cancer Institute. NIH Publication No. 90-3107, 1990b.

US DEPARTMENT OF HEALTH AND HUMAN SERVICES. *Tobacco use in 1986. Methods and basic tabulations from Adult Use of Tobacco Survey*. US Department of Health and Human Services, Public Health Service, Centers for Disease Control, Center for Chronic Disease Prevention and Health Promotion, Office on Smoking and Health. DHHS Publication No. (OM) 90-2004, 1990c.

US DEPARTMENT OF HEALTH AND HUMAN SERVICES. *Strategies to control tobacco use in the United States: a blueprint for public health action in the 1990s*. US Department of Health and Human Services, Public Health Service, National Institutes of Health, National Cancer Institute. NIH Publication No. 92-3316, 1991.

US DEPARTMENT OF HEALTH AND HUMAN SERVICES. *Planned approach to community health (PATCH): program descriptions*. US Department of Health and Human Services, Public Health Service, Centers for Disease Control, National Center for Chronic Disease Prevention and Health Promotion, Division of Chronic Disease Control and Community Intervention, March 1992a.

US DEPARTMENT OF HEALTH AND HUMAN SERVICES. *Youth access to cigarettes*. US Department of Health and Human Services, Office of Inspector General, Office of Evaluation and Inspections. Publication No. OEI-02-91-00880, 1992b.

US DEPARTMENT OF HEALTH, EDUCATION, AND WELFARE. *Use of tobacco. Practices, attitudes, knowledge, and beliefs. United States—Fall 1964 and Spring 1966*. US Department of Health, Education, and Welfare, Public Health Service, Health Services and Mental Health Administration, National Clearinghouse for Smoking and Health, July 1969.

US DEPARTMENT OF HEALTH, EDUCATION, AND WELFARE. *Smoking and health. A report of the Surgeon General*. US Department of Health, Education, and Welfare, Public Health Service, Office of the Assistant Secretary for Health, Office on Smoking and Health. DHEW Publication No. (PHS) 79-50066, 1979.

US ENVIRONMENTAL PROTECTION AGENCY. *Respiratory health effects of passive smoking: lung cancer and other disorders*. US Environmental Protection Agency, Office of Research and Development, Office of Air and Radiation. EPA/600/6-90, 1992.

Preventing Tobacco Use Among Young People

- US GENERAL ACCOUNTING OFFICE. *Teenage smoking: higher excise tax should significantly reduce the number of smokers*. Washington(DC): US Government Printing Office, 1989.
- USA V LIGGETT ET AL. 76 Civ. 811 (S.D.N.Y. 1981) #81, 0804.
- USA V RJ REYNOLDS TOBACCO CO. 1980-81, *Trade Cass.* (CCH) 63, 847 (S.D.N.Y. 1981).
- UTAH DEPARTMENT OF HEALTH, BUREAU OF HEALTH PROMOTION/RISK REDUCTION. Kids Inhaling Dangerous Smoke (K.I.D.S.) Coalition. A program for youth working together to make a difference in creating a tobacco-free Utah. Salt Lake City (UT): Utah Department of Health, 1991.
- VARTAINEN E, FALLONEN U, MCALISTER AL, PUSKA P. Eight-year follow-up results of an adolescent smoking-prevention program: the North Karelia youth project. *American Journal of Public Health* 1990;80(1):78-9.
- VOGT TM, LICHTENSTEIN E, ARY D, BIGLAN A, DANIELSON R, GLASGOW RE, ET AL. Integrating tobacco intervention into a health maintenance organization: the TRACC program. *Health Education Research* 1989;4(1):125-35.
- WALTER HJ, VAUGHAN RD, WYNDER EL. Primary prevention of cancer among children: changes in cigarette smoking and diet after six years of intervention. *Journal of the National Cancer Institute* 1989;81(13):995-9.
- WARNER K. Effects of the antismoking campaign: an update. *American Journal of Public Health* 1989;79(2):144-51.
- WARNER KE. State legislation on smoking and health: a comparison of two policies. *Policy Sciences* 1981;13(2):139-52.
- WARNER KE. Consumption impacts of a change in the federal cigarette excise tax. In: *Smoking behavior and policy conference series: the cigarette excise tax*. Cambridge (MA): Institute for the Study of Smoking Behavior and Policy, 1985.
- WARNER KE. Smoking and health implications of a change in the Federal Cigarette Excise Tax. *Journal of the American Medical Association* 1986;255(8):1028-32.
- WASSERMAN J, MANNING WG, NEWHOUSE JP, WINKLER JD. The effects of excise taxes and regulations on cigarette smoking. *Journal of Health Economics* 1991;10(1): 43-64.
- WILLIAMS NJ. A smokeless tobacco cessation program for postsecondary students [dissertation]. Memphis (TN): Memphis State University, 1992.
- WILSON MG, WILSON KM. Strategies and materials for smokeless tobacco education. *Journal of School Health* 1987;57(2):74-6.
- WORDEN JK, FLYNN BS, GELLER BM, CHEN M, SHELTON LG, SECKER-WALKER RH, ET AL. Development of a smoking-prevention mass media program using diagnostic and formative research. *Preventive Medicine* 1988;17(5):531-58.
- YANKELOVICH, CLANCY, SHULMAN. Survey on economics and taxation. Conducted for *Time* and the Cable News Network. Westport (CT): Yankelovich, Clancy, Shulman, May 8-9, 1990a.
- YANKELOVICH, CLANCY, SHULMAN. Survey on economics and taxation. Conducted for *Time* and the Cable News Network. Westport (CT): Yankelovich, Clancy, Shulman, October 22, 1990b.
- YOUNG RL, DEMOOR C, WILDEY MB, GULLY S, HOVELL MF, ELDER JP. Correlates of health facilitator performance in a tobacco use prevention program: implications for recruitment. *Journal of School Health* 1990;60(9):463-7.
- YOUNG RL, ELDER JP, GREEN M, DEMOOR C, WILDEY MB. Tobacco use prevention and health facilitator effectiveness. *Journal of School Health* 1988;58(9):370-373
- ZERNER C. Graphic propositions: the efficacy of imagery and the impotence of warnings in cigarette advertising. *Tobacco Products Litigation Reporter* 1986;1(10):4.71-4.85.