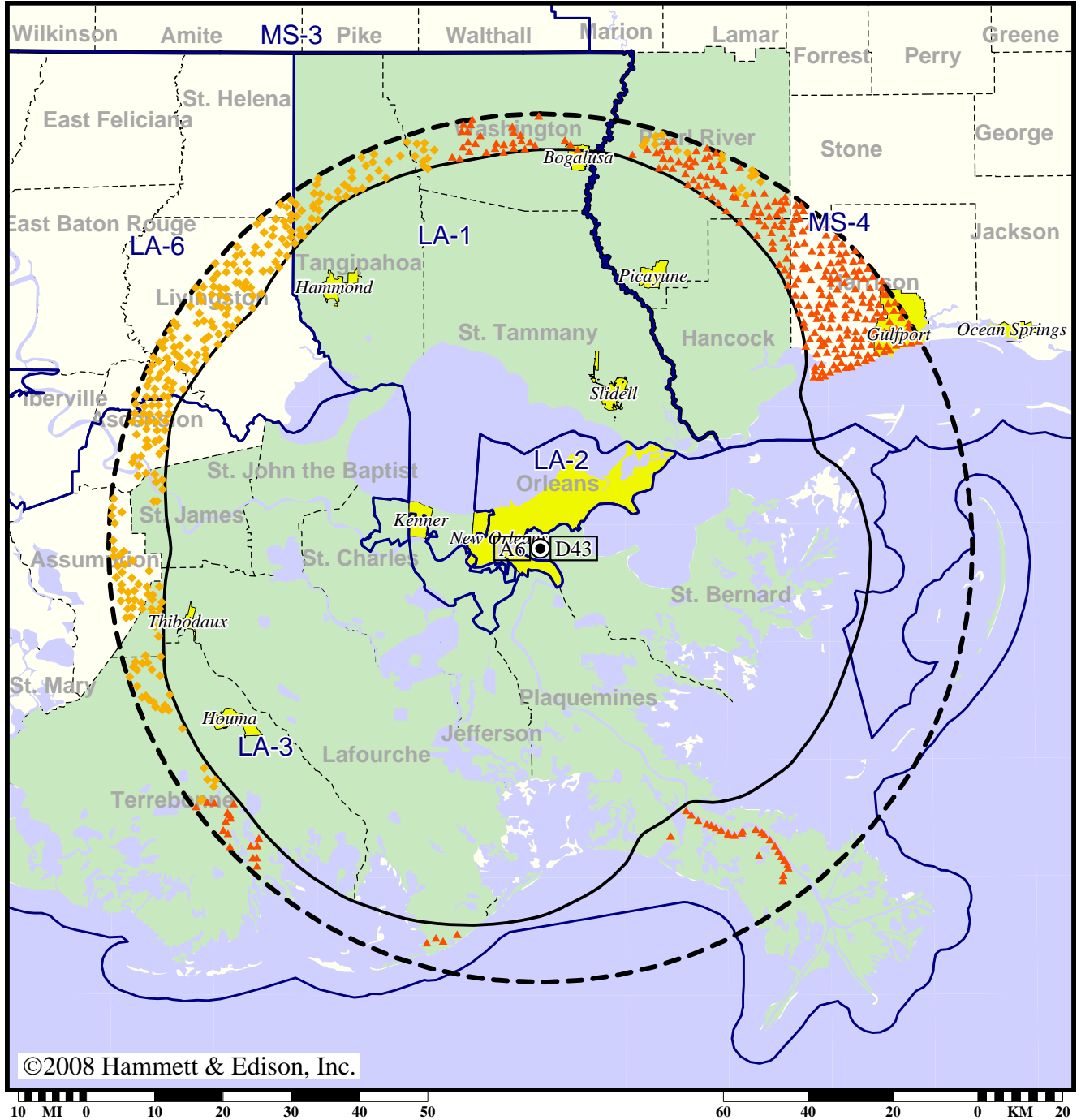


TV Station WDSU • Analog Channel 6, DTV Channel 43 • New Orleans, LA

Expected Change In Coverage: Granted Construction Permit

CP (solid): 1000 kW ERP at 286 m HAAT, Network: NBC
vs. Analog (dashed): 100 kW ERP at 283 m HAAT, Network: NBC

Market: New Orleans, LA



- (no symbol) No change in coverage
- ◆ Coverage lost but still served by same network
- ▲ Coverage lost and no other service by same network

New Orleans, LA

WDSU

Population Receiving Analog Service 1,898,773
Population Receiving Digital Service..... 1,707,992

The following statistics pertain only to the area outside
the analog service contour:

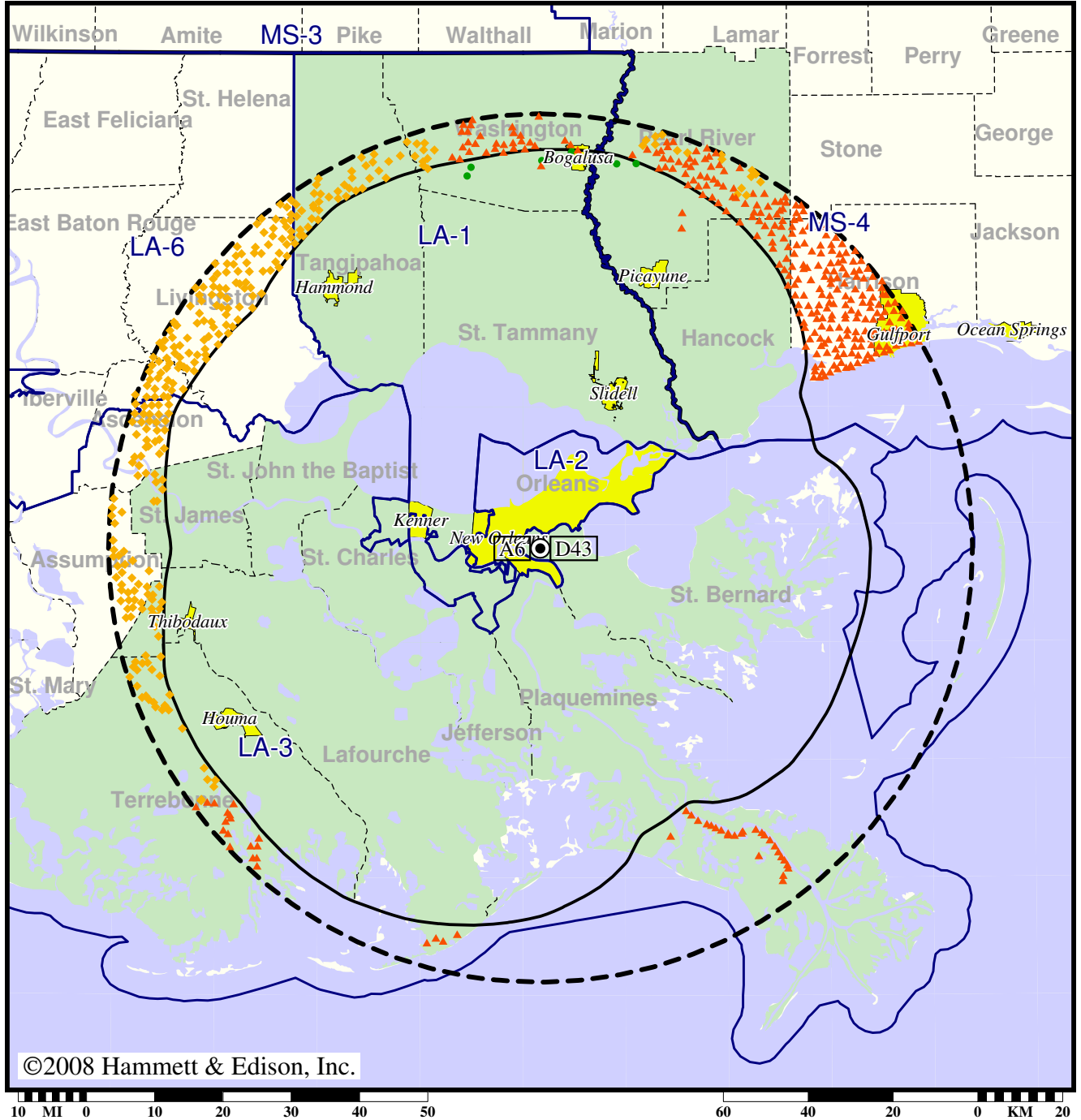
Analog Population Losing Service 191,698
Population Gaining Digital Service 0
Net Gain -191,698

TV Station WDSU • Analog Channel 6, DTV Channel 43 • New Orleans, LA

Expected Change In Coverage: Granted Construction Permit

CP (solid): 1000 kW ERP at 286 m HAAT, Network: NBC
 vs. Analog (dashed): 100 kW ERP at 283 m HAAT, Network: NBC

Market: New Orleans, LA



©2008 Hammett & Edison, Inc.

- Coverage gained after DTV transition
- (no symbol) No change in coverage
- ◆ Coverage lost but still served by same network
- ▲ Coverage lost and no other service by same network

New Orleans, LA

WDSU

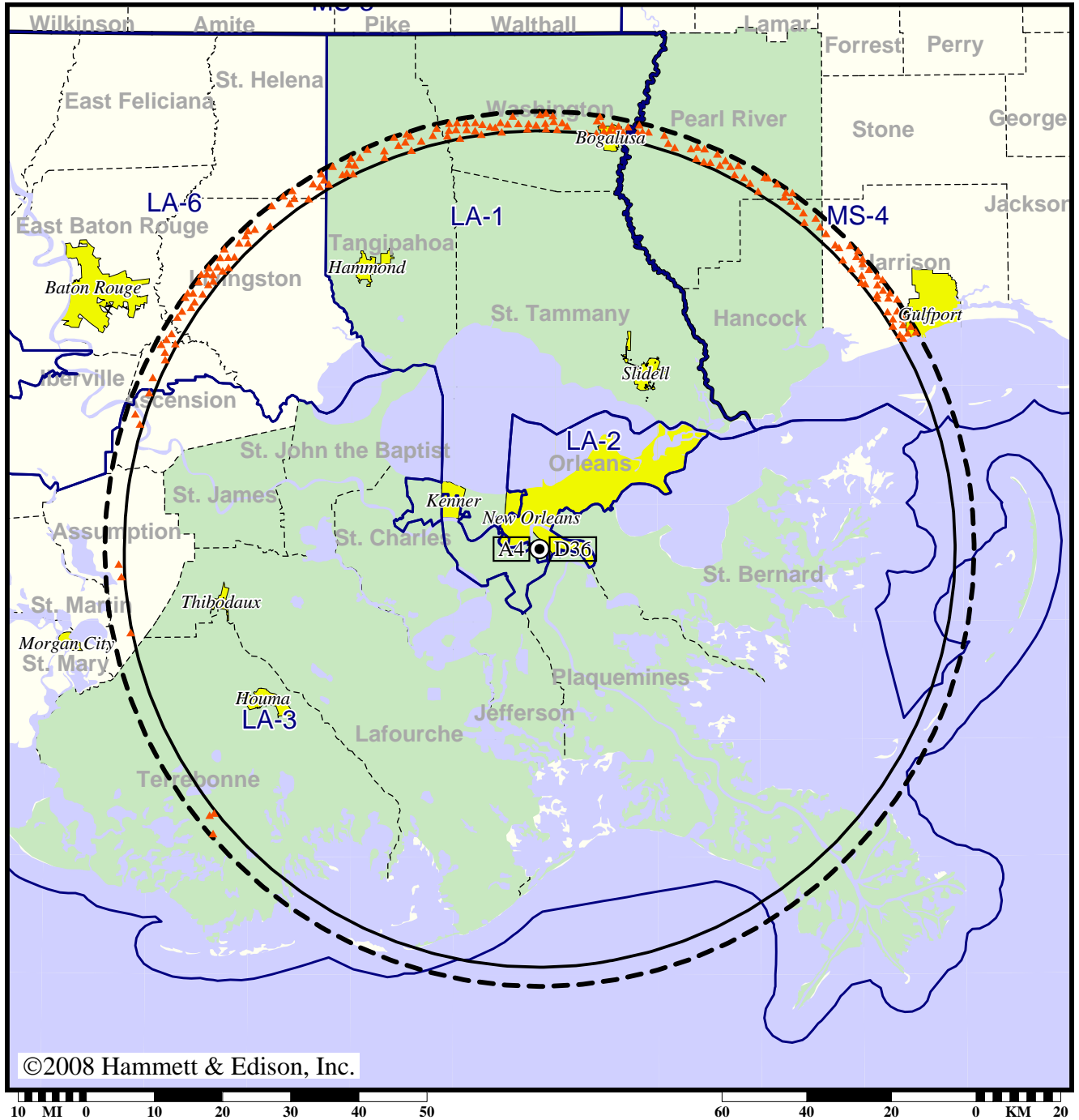
Population Receiving Analog Service	1,898,773
Population Receiving Digital Service.....	1,707,992
Analog Population Losing Service	194,349
Population Gaining Digital Service	3,568
Net Gain	-190,781

Station WWL-TV • Analog Channel 4, DTV Channel 36 • New Orleans, LA

Expected Change In Coverage: Granted Construction Permit

CP (solid): 1000 kW ERP at 311 m HAAT
vs. Analog (dashed): 100 kW ERP at 294 m HAAT

Market: New Orleans, LA



©2008 Hammett & Edison, Inc.

- (no symbol) No change in coverage
- ▲ Coverage lost after DTV transition

New Orleans, LA

WWL-TV

Population Receiving Analog Service 1,887,804
Population Receiving Digital Service..... 1,839,050

The following statistics pertain only to the area outside
the analog service contour:

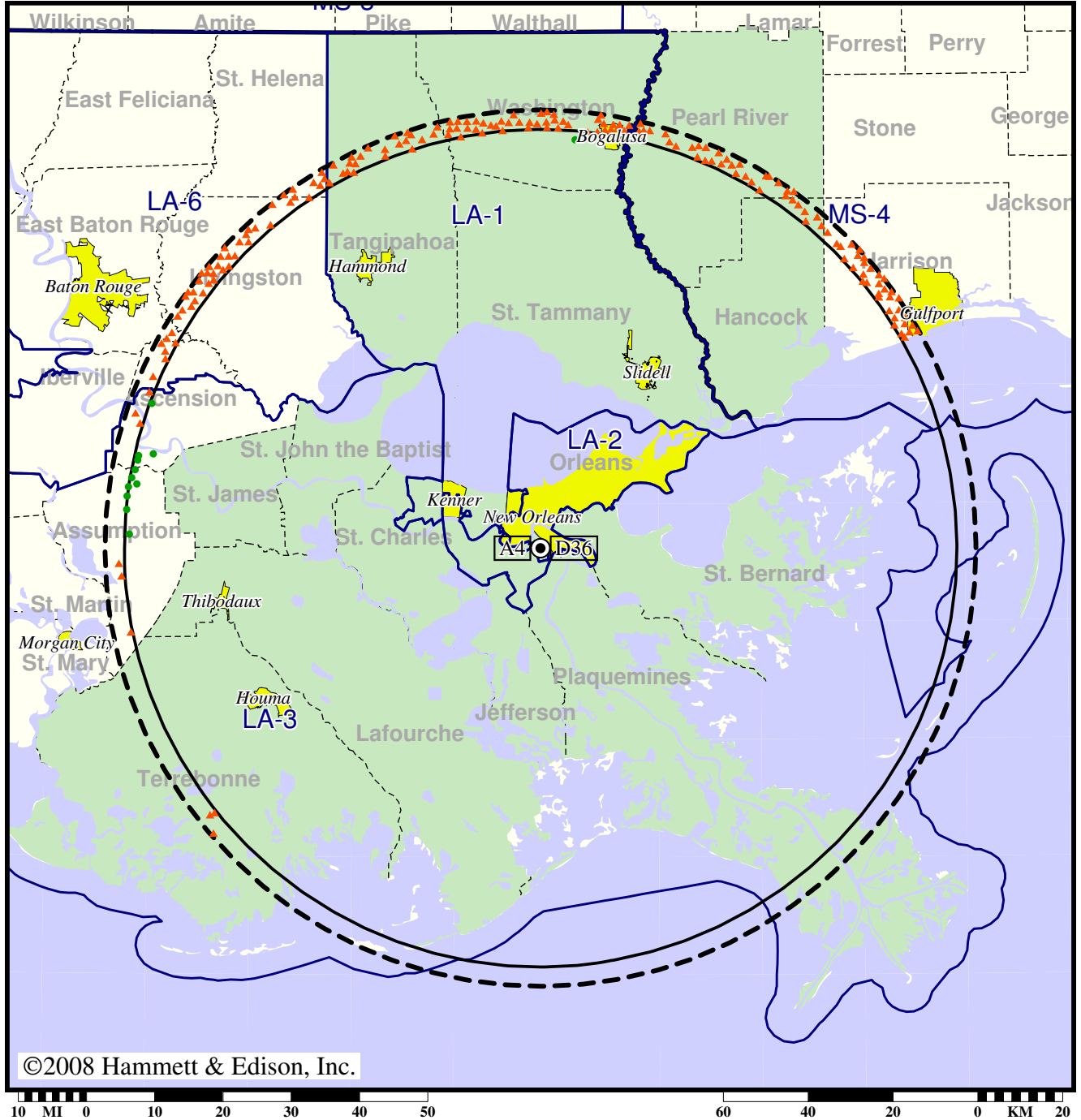
Analog Population Losing Service 54,683
Population Gaining Digital Service 0
Net Gain -54,683

Station WWL-TV • Analog Channel 4, DTV Channel 36 • New Orleans, LA

Expected Change In Coverage: Granted Construction Permit

CP (solid): 1000 kW ERP at 311 m HAAT
vs. Analog (dashed): 100 kW ERP at 294 m HAAT

Market: New Orleans, LA



- Coverage gained after DTV transition
- (no symbol) No change in coverage
- ▲ Coverage lost after DTV transition

New Orleans, LA

WWL-TV

Population Receiving Analog Service	1,887,804
Population Receiving Digital Service.....	1,839,050
Analog Population Losing Service	54,862
Population Gaining Digital Service	6,108
Net Gain	-48,754