

PLACE LABEL HERE

<input type="text"/>	<input type="text"/>	<input type="text"/>	<input type="text"/>	<input type="text"/>	<input type="text"/>	<input type="text"/>	<input type="text"/>
School ID				Checksum		Participation Status	

Trends in International Mathematics and Science Study

TIMSS 2007



School Questionnaire

To Be Completed By Principal or School Administrator

Grade 4

National Center for Education Statistics

Institute of Education Sciences
U.S. Department of Education
1990 K St., N.W.
Washington, D.C. 20006-5650

According to the Paperwork Reduction Act of 1995, no persons are required to respond to a collection of information unless such collection displays a valid OMB control number. The valid OMB control number for this information collection is 1850-0695. The time required to complete this information collection is estimated to average 30 minutes per response, including the time to review instructions, search existing data resources, gather the data needed, and complete and review the information collection. **If you have any comments concerning the accuracy of the time estimate(s) or suggestions for improving the form, please write to:** U.S. Department of Education, Washington, D.C. 20202-4651. **If you have comments or concerns regarding the status of your individual submission of this form, write directly to:** National Center for Education Statistics, U.S. Department of Education, 1990 K Street, N.W., Washington, D.C. 20006-5650.

O.M.B. No. 1850-0695, Approval Expires 12/31/2007

General Directions

Your school has kindly agreed to participate in TIMSS 2007, a large international study of student learning in mathematics and science in more than 60 countries around the world. Sponsored by the International Association for the Evaluation of Educational Achievement (IEA), TIMSS (Trends in International Mathematics and Science Study) is measuring trends in student achievement and studying differences in national education systems in order to help improve the teaching and learning of mathematics and science worldwide.

This questionnaire is addressed to school principals and department heads who are asked to supply information about their schools. Since your school has been selected as part of a nationwide sample, your responses are very important in helping to describe the school system in the United States.

It is important that you answer each question carefully so that the information provided reflects the situation in your school as accurately as possible. Some of the questions will require that you look up school records, so you may wish to arrange for the assistance of another staff member to help provide this information.

Please identify a time and place where you will be able to complete this questionnaire without being interrupted. This should require no more than 30 minutes. To make it as easy as possible for you to respond, most questions may be answered simply by filling in the appropriate circle.

Once you have completed the questionnaire, place it in the return envelope provided and return it to:
The School Coordinator

Thank you very much for the time and effort you have put into responding to this questionnaire.

School Characteristics

1

A. What is the total school enrollment (number of students) in all grades?

Number of students: _____

B. What is the enrollment in the fourth grade?

Number of students: _____

2

How many people live in the geographic area where your school is located?

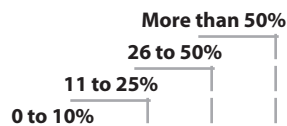
Fill in **one** circle only

- More than 500,000 people ----- ①
- 100,001 to 500,000 people ----- ②
- 50,001 to 100,000 people ----- ③
- 15,001 to 50,000 people ----- ④
- 3,001 to 15,000 people ----- ⑤
- 3,000 people or fewer ----- ⑥

3

Approximately what percentage of students in your school have the following backgrounds?

Fill in **one** circle for each row



- a) Come from economically disadvantaged homes ----- ① -- ② -- ③ -- ④
- b) Come from economically affluent homes ----- ① -- ② -- ③ -- ④

4

Approximately what percentage of students in your school have English as their native language?

Fill in **one** circle only

- More than 90% ----- ①
- 76 to 90% ----- ②
- 50 to 75% ----- ③
- Less than 50% ----- ④

5

For the fourth-grade students in your school:

A. How many days per year is your school open for instruction?

_____ days
(write in number)

B. What is the total instructional time, excluding breaks, in a typical day?

_____ hours and _____ minutes
(write in the number of hours and minutes)

C. In one calendar week, how many days is the school open for instruction?

Fill in **one** circle only

- 6 days ----- ①
 - 5 1/2 days ----- ②
 - 5 days ----- ③
 - 4 1/2 days ----- ④
 - 4 days ----- ⑤
 - Other ----- ⑥
- Please specify _____

6

Around the first of October 2006, what percentage of students at this school were eligible to receive free or reduced-price lunches through the National School Lunch Program?

_____percentage of students

7

Of the students currently enrolled in your school, what percentage has been identified as limited-English proficient/English language learners?

*Fill in **one** circle only.*

- 0% ----- ①
- 1-5% ----- ②
- 6-10% ----- ③
- 11-25% ----- ④
- 26-50% ----- ⑤
- 51-75% ----- ⑥
- 76-90% ----- ⑦
- Over 90% ----- ⑧

8

What type of school is this?

*Fill in **all** circles that apply.*

- a) Regular public elementary school ----- ①
- b) A regular public school with a magnet program ----- ①
- c) A magnet school or a school with a special program emphasis
e.g., science/math school, performing arts school, talented/gifted
school, foreign language immersion school, etc. ----- ①
- d) Special education: a school that primarily serves students with disabilities ----- ①
- e) Alternative: a school that offers a curriculum designed to provide
alternative or nontraditional education, not clearly categorized as regular
or special education ----- ①
- f) Vocational ----- ①
- g) Charter school ----- ①
- h) Privately run public school ----- ①
- i) Private (independent) ----- ①
- j) Private (religiously affiliated) ----- ①
- k) Other ----- ①

Your Role as Principal

9

By the end of this school year, approximately what percentage of time in your role as principal will you have spent on these activities?

*Write in the percent
The total should add to 100%*

- a) Administrative duties
(e.g., hiring, budgeting,
scheduling, meetings) ----- %
- b) Instructional leadership
(e.g., developing curriculum
and pedagogy) ----- %
- c) Supervising and evaluating
teachers and other staff ----- %
- d) Teaching ----- %
- e) Public relations and fundraising -- %
- f) Other ----- %
- Total** ----- 100%

Parental Involvement

10

Does your school ask parents to do the following?

*Fill in **one** circle for each row*

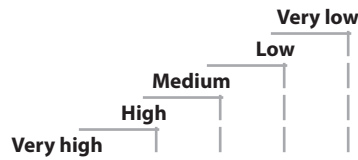
- | | Yes | No |
|---|-----|----|
| a) Attend special events
(e.g., science fair, concert,
sporting events) ----- | ① | ② |
| b) Raise funds for the school ----- | ① | ② |
| c) Volunteer for school projects,
programs, and trips ----- | ① | ② |
| d) Ensure that their child completes
his/her homework ----- | ① | ② |
| e) Serve on school committees
(e.g., select school personnel,
review school finances) ----- | ① | ② |

School Climate for Learning

11

How would you characterize each of the following within your school?

Fill in **one** circle for each row



- a) Teachers' job satisfaction ----- ① -- ② -- ③ -- ④ -- ⑤
- b) Teachers' understanding of the school's curricular goals ----- ① -- ② -- ③ -- ④ -- ⑤
- c) Teachers' degree of success in implementing the school's curriculum ① -- ② -- ③ -- ④ -- ⑤
- d) Teachers' expectations for student achievement ----- ① -- ② -- ③ -- ④ -- ⑤
- e) Parental support for student achievement - ① -- ② -- ③ -- ④ -- ⑤
- f) Parental involvement in school activities --- ① -- ② -- ③ -- ④ -- ⑤
- g) Students' regard for school property ----- ① -- ② -- ③ -- ④ -- ⑤
- h) Students' desire to do well in school ----- ① -- ② -- ③ -- ④ -- ⑤

Fourth-Grade Instruction in Mathematics and Science

12

Are fourth-grade students in your school grouped by ability for their mathematics lessons?

Yes No

Fill in **one** circle only----- ① ----- ②

13

Does your school do any of the following for students in the fourth grade?

Fill in **one** circle for each row

Yes No

- a) Offer enrichment mathematics ----- ① ----- ②
- b) Offer remedial mathematics ----- ① ----- ②

14

Are fourth-grade students in your school grouped by ability for their science lessons?

Yes No

Fill in **one** circle only----- ① ----- ②

15

Does your school do any of the following for students in the fourth grade?

Fill in **one** circle for each row

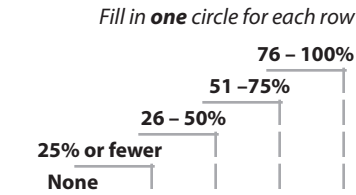
Yes No

- a) Offer enrichment science----- ① ----- ②
- b) Offer remedial science ----- ① ----- ②

Fourth-Grade Teachers in Your School

16

In the past two years, what percentage of your fourth-grade teachers have been involved in professional development opportunities for mathematics and/or science targeted at the following?



- a) Supporting the implementation of the state or district curriculum ----- ① -- ② -- ③ -- ④ -- ⑤
- b) Designing or supporting the school's own improvement goals -- ① -- ② -- ③ -- ④ -- ⑤
- c) Improving content knowledge -- ① -- ② -- ③ -- ④ -- ⑤
- d) Improving teaching skills ----- ① -- ② -- ③ -- ④ -- ⑤
- e) Using information and communication technology for educational purposes ----- ① -- ② -- ③ -- ④ -- ⑤

17

In your school, are any of the following used to evaluate the practice of fourth-grade teachers?

Fill in **one** circle for each row



- a) Observations by the principal or senior staff ----- ① -- ②
- b) Observations by inspectors or other persons external to the school ----- ① -- ②
- c) Student achievement ----- ① -- ②
- d) Teacher peer review ----- ① -- ②

18

How difficult was it to fill fourth-grade teaching vacancies for this school year?

Fill in **one** circle only

- No vacancies this year ----- ①
- Easy to fill vacancies ----- ②
- Somewhat difficult to fill vacancies ----- ③
- Very difficult to fill vacancies ----- ④

19

Does your school currently use any incentives (e.g., pay, housing, signing bonus, smaller classes) to recruit or retain fourth-grade teachers?



- Fill in **one** circle only ----- ① -- ②

Student Behavior

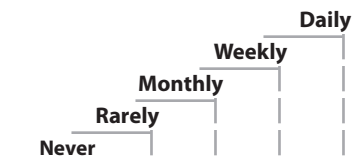
20

How often does each of the following problem behaviors occur among fourth-grade students in your school?

If the behavior occurs, how severe a problem does it present?

A. Frequency in your school

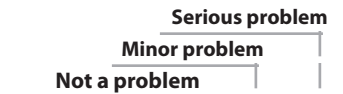
Fill in **one** circle for each row in this section



- a) Arriving late at school ----- ① -- ② -- ③ -- ④ -- ⑤
- b) Absenteeism (i.e., unexcused absences) ----- ① -- ② -- ③ -- ④ -- ⑤
- c) Skipping class ----- ① -- ② -- ③ -- ④ -- ⑤
- d) Violating dress code ----- ① -- ② -- ③ -- ④ -- ⑤
- e) Classroom disturbance ----- ① -- ② -- ③ -- ④ -- ⑤
- f) Cheating ----- ① -- ② -- ③ -- ④ -- ⑤
- g) Profanity ----- ① -- ② -- ③ -- ④ -- ⑤
- h) Vandalism ----- ① -- ② -- ③ -- ④ -- ⑤
- i) Theft ----- ① -- ② -- ③ -- ④ -- ⑤
- j) Intimidation or verbal abuse of other students ----- ① -- ② -- ③ -- ④ -- ⑤
- k) Physical injury to other students ----- ① -- ② -- ③ -- ④ -- ⑤
- l) Intimidation or verbal abuse of teachers or staff ----- ① -- ② -- ③ -- ④ -- ⑤
- m) Physical injury to teachers or staff --- ① -- ② -- ③ -- ④ -- ⑤

B. Severity of problem in your school

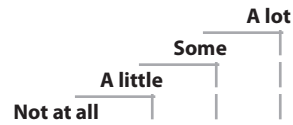
Fill in **one** circle for each row in this section



- ① -- ② -- ③
- ① -- ② -- ③
- ① -- ② -- ③
- ① -- ② -- ③
- ① -- ② -- ③
- ① -- ② -- ③
- ① -- ② -- ③
- ① -- ② -- ③
- ① -- ② -- ③
- ① -- ② -- ③
- ① -- ② -- ③
- ① -- ② -- ③
- ① -- ② -- ③
- ① -- ② -- ③

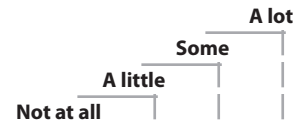
How much is your school's capacity to provide instruction affected by a shortage or inadequacy of any of the following?

Fill in **one** circle for each row



- a) Instructional materials (e.g., textbook) ----- ① -- ② -- ③ --- ④
- b) Budget for supplies (e.g., paper, pencils) ----- ① -- ② -- ③ --- ④
- c) School buildings and grounds ----- ① -- ② -- ③ --- ④
- d) Heating/cooling and lighting systems ----- ① -- ② -- ③ --- ④
- e) Instructional space (e.g., classrooms) ----- ① -- ② -- ③ --- ④
- f) Special equipment for handicapped students ----- ① -- ② -- ③ --- ④
- g) Computers for mathematics instruction ----- ① -- ② -- ③ --- ④
- h) Computer software for mathematics instruction --- ① -- ② -- ③ --- ④
- i) Calculators for mathematics instruction ----- ① -- ② -- ③ --- ④
- j) Library materials relevant to mathematics instruction - ① -- ② -- ③ --- ④
- k) Audio-visual resources for mathematics instruction --- ① -- ② -- ③ --- ④

Fill in **one** circle for each row



- l) Science laboratory equipment and materials --- ① -- ② -- ③ --- ④
- m) Computers for science instruction ----- ① -- ② -- ③ --- ④
- n) Computer software for science instruction ----- ① -- ② -- ③ --- ④
- o) Calculators for science instruction ----- ① -- ② -- ③ --- ④
- p) Library materials relevant to science instruction ----- ① -- ② -- ③ --- ④
- q) Audio-visual resources for science instruction ----- ① -- ② -- ③ --- ④
- r) Teachers ----- ① -- ② -- ③ --- ④
- s) Computer support staff --- ① -- ② -- ③ --- ④

22 _____

A. Does your school have a science laboratory?

_____ No
Yes |

Fill in **one** circle only-----①---②

B. Do teachers usually have assistance available when students are conducting science experiments?


_____ No
Yes |

Fill in **one** circle only-----①---②

23 _____

A. What is the total number of computers in your school that can be used for educational purposes by fourth-grade students?

Number of computers: _____

If **None**, please go to question **24** 

B. How many of these computers have access to the Internet (e-mail or World Wide Web) for educational purposes?

Fill in **one** circle only

All -----①

Most-----②

Some-----③

None-----④

24 _____

Is anyone available to help your teachers use information and communication technology for teaching and learning?

_____ No
Yes |

Fill in **one** circle only-----①---②

Thank You
for completing
this questionnaire



TIMSS & PIRLS
International Study Center
Lynch School of Education, Boston College

School Questionnaire

Grade 4