

Program Assessment Rating Tool (PART)



PART 101

February 2008

INTRODUCTORY TRAINING

James Hurban, 202-395-6833, jhurban@omb.eop.gov
Daren Wong, 202-395-3797, Daren_K_Wong@omb.eop.gov

Welcome

- Purpose of Training
- How the session will be organized
- All information is provided in the PART Guidance at www.omb.gov/part

Overview

- **Executive Order 13450**
- **Quality Improvement Review**
- **Why PART?**
- **2008 Schedule**
- **Where We Are Now**
- **PARTWeb and ExpectMore.gov**
- **The PART Guidance**

Executive Order 13450

Improving Government Program Performance

November 13, 2007

- Establishes Performance Improvement Council (PIC) with Performance Improvement Officers (PIOs)
 - supervise the performance management activities of the agency
 - Strategic plans, annual performance plans, rigorous program evaluation, means for measurement toward achievement of goals
- List of PIOs is available at omb.gov/part

2008 Quality Improvement Review

- **December 10 – February 22** – OMB's *Office of Performance and Personnel Management (OPPM)* will initiate an initial review and assessment of PART goals
- **By January 30** – *Each agency establishes* a select panel for the review and assessment of their agency's performance and efficiency goals. The panel is to be chaired by the agency's Performance Improvement Officer and should include personnel that coordinate Annual Performance Plans (APPs), PARTs, and Performance and Accountability Reports (PARs) and potentially agency research and evaluation and other offices.
- **February 25 through March 21** – OMB's **Resources Management Offices (RMOs)** engage with agencies to finalize a set of actions to improve the quality of performance goals with planned completion dates.
- **March 24 through June 30** – Agencies work with RMOs to revise or create new measures for inclusion in APPs, PARTs, and PARs
- **Ultimate Outcome:** reach agreement on a set of actions to improve the quality of measures and targets used by the agency and the program in three areas covered by the PART:
 - Long-term Measures: Program outcomes that fulfill the program's purpose;
 - Annual Measures: Implementation of plans and efforts to achieve long-term and strategic goals; and
 - Efficiency Measures: Efforts to provide the most benefits (outcomes and outputs) for the taxpayer dollar spent.

Why PART?

- Evaluate programs in a systematic, consistent, and transparent manner.
- Inform agency and OMB decisions on resource allocations.
- Focus on program improvements that can include specific actions related to management, legislative or regulatory improvements, and funding.
- Establish accountability for performance.
- PART strengthens and reinforces GPRA-mandated performance reporting.

2008 PART Schedule

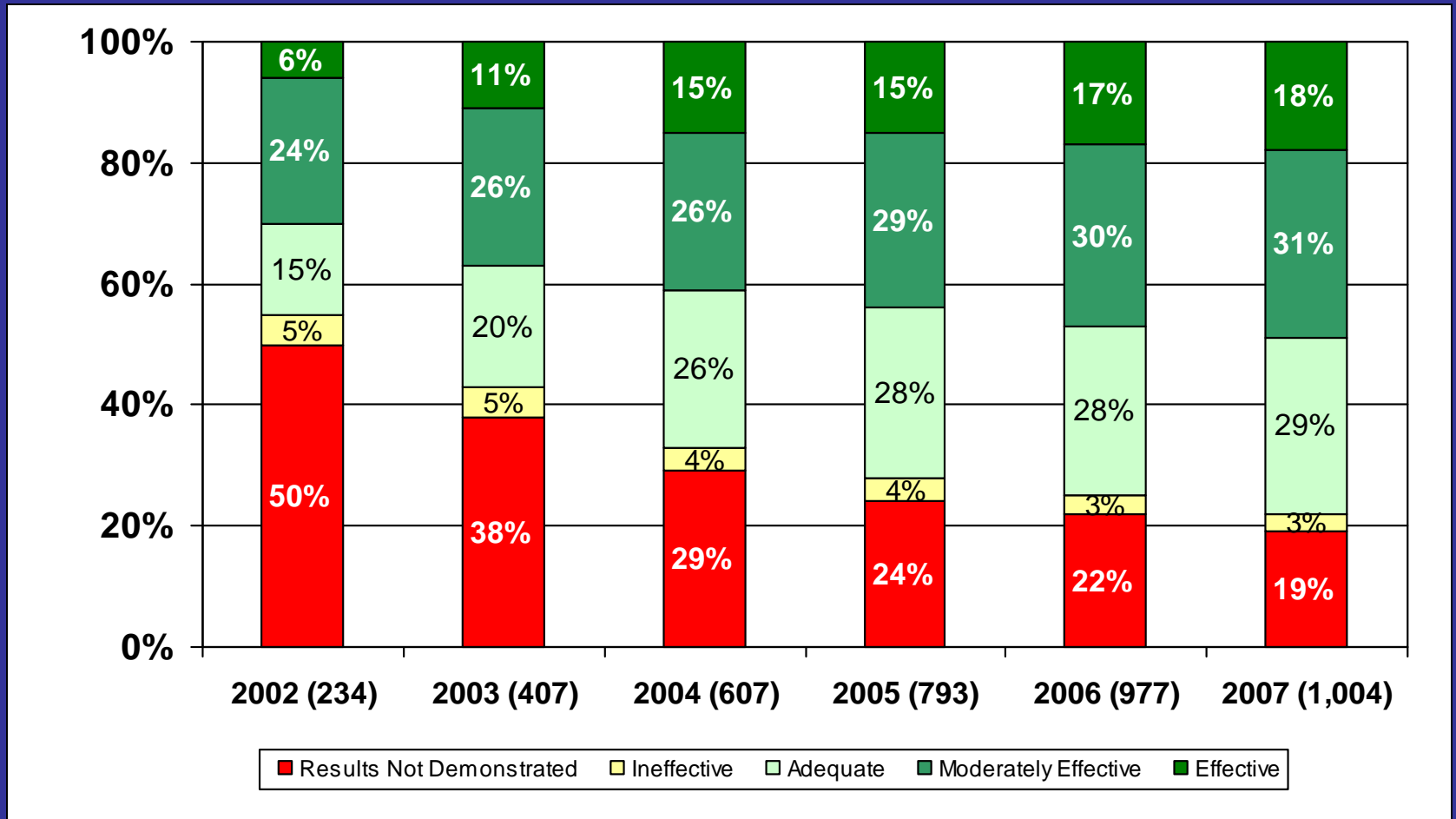
- Agencies Complete PART Drafts by **March 31st.**
- Consistency Check and Review of Performance Measures – **April 29th to May 5th.**
- Appeals due by **May 27th.**
- Complete PART Summaries & Improvement Plans for ExpectMore.gov by **July 9th.**
- Data Entry Locked on **July 25th.**
- PARTs published on ExpectMore.gov in **mid-August.**

Suggestions for a Successful PART Season

- Share drafts, communicate frequently to plan and coordinate.
- Use clear, direct language in explanations and evidence.
- Stick to the deadlines.
- Don't take the PART personally.
- Rely on evidence, not anecdotes.
- Don't flood OMB with mounds of "evidence". Point out exactly where the evidence is any document.

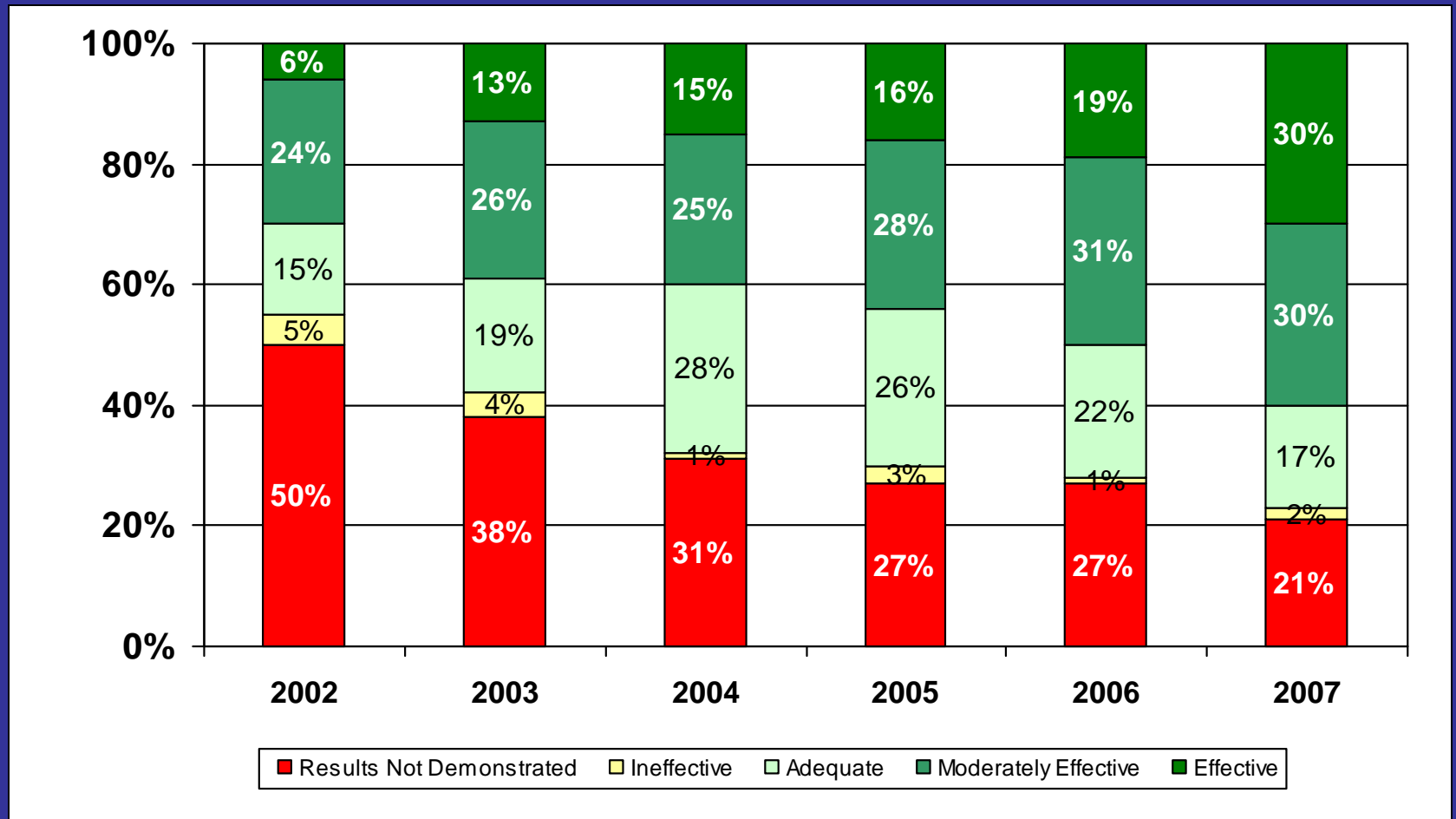
Where We Are Today

Distribution of Cumulative Ratings 2002 - 2007



Where We've Come From

PART Ratings when First Assessed by Ratings Category 2002-2007



Resources on PART

- OMB's Performance Portal
 - www.omb.gov/part
 - Information on process and schedule
 - Guidance for completing PART
 - PARTWeb link, user's manual
 - Supporting materials
- MAX Community Performance Portal
 - <https://max.omb.gov/community/display/Performance/Home>
- www.ExpectMore.gov
- www.Results.gov



Performance Community

Home

Welcome [JAMES HURBAN](#) | [History](#) | [Preferences](#) | [Log Out](#) | [Directory](#)

[MY HOMEPAGE](#) [OTHER COMMUNITIES](#) [HELPFUL TIPS](#) [GET HELP](#) EMAIL LINK: <https://max.omb.gov/community/x/dwDp>

View Edit Attachments (4) Info

[Browse Space](#) [Add Page](#) [Add News](#)

Added by [ANDREW SCHOENBACH](#), last edited by [DEBRA WILLIAMS](#) on Jan 31, 2008 ([view change](#))

Labels: (None) [EDIT](#)

[OPEN](#) [☆](#) [✉ \(8\)](#)

Welcome to the Performance Community!

For the latest information on PART, visit the public Performance Portal at <http://www.omb.gov/part>

The Performance Community was created to give Federal program managers continuous and timely access to information that will assist them in improving the performance of government programs.

Program managers can use this Community to share their agency-specific information and ideas, and collaborate with other Federal managers and the OMB. Additionally, this web page can also be used by the Performance Improvement Council to share and collaborate on the President's Performance Improvement Initiatives.

Quick Links

- [Federal Program Managers](#)
- [Performance Improvement Council](#)
- [Collaborations](#)
- [Data Calls and Exercises](#)
- [Documents and Guidance](#)
- [Human Capital](#)
- [Shared Information](#)
- [Media on Performance](#)

Performance Community-Highlights

- [PIO Roles and Responsibilities](#)
- Performance Improvement Council contact information has been posted. [PIO Council Contact Information](#)
- Official Memo Implementing Executive Order 13450: Improving Government Program Performance [Implementing EO PIO](#)
- November 13, 2007 President Signs [Executive Order](#): Improving Government Program Performance
- PIC 2008 Schedule [PIC 2008 Schedule](#)

Recently Updated

- [PIO Agency Contact Information](#) by [CATHERINE LEYSER](#) (18 hours ago)
- [Media on Performance](#) by [ROSEMARIE CAPOZZI](#) (19 hours ago)
- [PARTWeb Import Export Documentation - Detailed.doc](#) by [WILLIAM BOYD](#) (01 Feb)
- [Home](#) by [DEBRA WILLIAMS](#) (31 Jan)
- [PIC 2008 Schedule.doc](#) by [DEBRA WILLIAMS](#) (31 Jan)
- [PIC 2008 Schedule.doc](#) by [DEBRA WILLIAMS](#) (31 Jan)
- [Performance Community-Highlights](#) by [MEGAN SIKORA](#) (31 Jan)
- [PIO Roles Responsibilities final 1-22-2008.doc](#) by [JAMES HURBAN](#) (25 Jan)
- [PIO Roles, Responsibilities and Resources 1-22-2008](#) by [JAMES HURBAN](#) (25 Jan)
- [PIO Roles Responsibilities final 1-22-2008.doc](#) by [JAMES HURBAN](#) (25 Jan)



OFFICE OF
MANAGEMENT AND BUDGET



PARTWeb is the online system used to enter PART answers and evidence, performance data, and follow-up actions.

Expect**More**.gov

ExpectMore.gov provides the public access to PARTs and PART Summaries.

PARTWeb generates PART Summaries for ExpectMore.gov.



PARTWeb Answers Entry Screen

Is the program purpose clear? - Microsoft Internet Explorer

File Edit View Favorites Tools Help

Back Forward Stop Refresh Home Search Favorites

Address <https://max.omb.gov/app/part/program/assessment/question-answers/answer-question?pid=1722&aid=2839&aaid=134750>

 OFFICE OF MANAGEMENT AND BUDGET 

PARTWeb v3.0.4

Search for a Program in PARTWeb
Register New Program Assessment in PARTweb
ExpectMore.gov Batch Report

Nuclear Physics

- Edit Program
- User Permissions
- Create New Assessment
- 2005 Update Assessment**
 - Edit Assessment
 - Fall Updates
 - PART Summary
 - Funding Accounts
 - Question Answers
 - ▶ Answer Question 1.1
 - Question Weights
 - Performance Measures
 - Follow-up Actions

Administration

- Users
- Import Program
- Change Password
- PARTWeb How-to's
- Contact Us
- Logout

User: Program: **Nuclear Physics (10000114)** Assessment: **2005 Update** Exec Office of the Pre

Is the program purpose clear?

DIRECT FEDERAL PROGRAM QUESTION 1.1

Answer ▶ Yes No

Explanation ▶ The mission of the Nuclear Physics (NP) program is to foster fundamental research in nuclear physics that will provide new insights and advance our knowledge on the nature of matter and energy and develop the scientific knowledge, technologies and trained manpower that are needed to underpin DOE missions.

Evidence ▶ FY04 Budget Request (www.mbe.doe.gov/budget/04budget/index.htm). Public Law 95-91 that established the Department of Energy (DOE). The NP Mission has been validated by the Nuclear Science Advisory Committee (NSAC).

Previous versions: None.

1.1 Is the program purpose clear?

Purpose of the question: to determine whether the program has a focused and well-defined mission.

Elements of a Yes answer: a Yes answer would require a consensus of program purpose among interested parties (e.g., Congress, Administration, public) and a clear and unambiguous mission. Considerations can include whether the program purpose can be stated succinctly. A No answer would be appropriate if the program has multiple conflicting purposes.

PARTWeb Performance Measures Entry Screen

Prison Construction 2005 Update Assessment - Microsoft Internet Explorer

Address: https://max.omb.gov/app/part/program/assessment/measures?aid=2592&pid=363

OFFICE OF MANAGEMENT AND BUDGET PARTWeb

Exec Office of the President

User: HURBAN, JAMESOMBADMIN
 Program: Prison Construction (10003803)
 Assessment: 2005 Update

Prison Construction 2005 Update Assessment

PRISON CONSTRUCTION 2005 PERFORMANCE MEASURES

Term	Type	Text	
Long-term	Efficiency	Construction Cost per bed for Medium Security Facilities.	Edit Delete
			Year Target Actual State
			2004 Baseline \$74,513
			2005 \$76,078 n/a
			2006 \$81,300
			2007 \$79,307
			2008 \$84,750
			2009 \$86,530
			2010 \$88,347
			2011 \$90,203
			2012 \$92,097
			2013 \$94,031
			Long-term
Year Target Actual State			
2004 Baseline 41%			
2005 65% 90%			
2006 75%			
2007 85%			
2008 95%			
2009 95%			
2010 95%			
2011 95%			
2012 95%			
2013 95%			
Annual	Outcome	Critical Systems Equipment Replacements in Accordance with Industry Standards.	
			Year Target Actual State
			2004 Baseline 15%
			2005 20% 27%
			2006 30%
			2007 40%
			2008 50%
			2009 70%

ExpectMore.gov Summary

[Home](#)

[About Us](#)

[Contact](#)

[What's New](#)

ExpectMore.gov

EXPECT FEDERAL PROGRAMS TO PERFORM WELL, AND BETTER EVERY YEAR.

Getty Images

[Show Me Programs](#)



PROGRAM

[View Assessment Details](#)

RATING

[What This Rating Means](#)

IMPROVEMENT PLAN

[About Improvement Plans](#)

PROGRAM ASSESSMENT

Early Reading First

The Early Reading First (ERF) program is designed to implement research-based early literacy programs in already existing preschool programs to enhance the early language, literacy, and prereading development of preschool-aged children.

PERFORMING

☆☆ Moderately Effective

- **The program addresses a compelling need.** Studies show that a high percentage of children from low-income families attend preschools that often fail to provide the language, cognitive, and early reading instruction and activities needed. The Early Reading First program is intended to address the gaps in quality between low-income children and their peers of higher socioeconomic status.
- **The program is reaching its original performance targets.** The percentage of preschool-aged children participating in ERF programs who demonstrated age-appropriate oral language skills increased from 56 percent in 2004 to 67.9 percent in 2005.
- **The Department of Education has recently established new performance measures in the areas of significant literacy gains and program efficiency.**

We are taking the following actions to improve the performance of the program:

- Collecting data for the new measures: significant gains in early literacy skills, and the cost per preschool-aged child participating in Early Reading First programs who achieves significant gains.
- Implementing a measure of kindergarten readiness by requiring entities that receive a grant for a second three-year period to collect former participants' academic achievement in kindergarten.
- Updating the recent performance data on the program's website as they become available.

[LEARN MORE](#)

- [View Similar Programs.](#)
- [How all Federal programs are assessed.](#)
- [Learn more about Early Reading First.](#)

PARTWeb Analytical Reports

Active Portal - [Documents view] - Microsoft Internet Explorer

File Edit View Favorites Tools Help

Address <https://max.omb.gov/ac-partweb/getfolderitems.do?volume=vol%2dpartweb&serverurl=http%3a%2f%2fmax%2dact%3a8000>

OFFICE OF MANAGEMENT AND BUDGET PARTWeb

User: O000020 System: max-act Volume: vol-partweb Search | Customization | Log out | Options | Help

Documents My Jobs Channels

vol-partweb

Filter: On | Off

View: Categories

My Folder

Folders

- home

Documents You Can View

PART Measures (text only) by Agency and Type Custom Report (2007FALL Update)	Version 1	11/16/2007 11:32 AM	
PART Measures (text only) by Type Custom Report (2007FALL Update)	Version 1	11/16/2007 1:24 PM	
PART Measures by Agency Custom Report (2007SPR Update)	Version 1	7/9/2007 12:06 PM	

Reports You Can Run

2007 Agency Ratings Custom Report	Version 1	7/5/2007 5:22 PM	
2007PARRatingsAndFunding	Version 1	8/14/2007 10:34 AM	
Agency Ratings Custom Report	Version 3	5/2/2007 3:53 PM	
Agency Ratings for All Agencies Report	Version 1	5/2/2007 3:52 PM	
PART Measures (text only) by Agency and Type Custom Report (2007FALL Update)	Version 1	11/16/2007 11:31 AM	
PART Measures (text only) by Agency Custom Report (2007FALL Update)	Version 1	11/8/2007 4:07 PM	
PART Measures (text only) by Type Custom Report (2007FALL Update)	Version 1	11/16/2007 1:17 PM	
PART Measures by Agency Bureau Custom Report (2007FALL Update)	Version 1	11/16/2007 10:28 AM	
PART Measures by Agency Custom Report (2007FALL Update)	Version 1	11/8/2007 4:13 PM	
PART Measures by Agency Custom Report (2007SPR Update)	Version 1	6/11/2007 3:08 PM	
PART Measures by Program Type Report (2007FALL Update)	Version 1	11/8/2007 4:18 PM	
PART Measures by Type and Agency Custom Report (2007FALL update)	Version 1	11/8/2007 4:10 PM	
PART Measures by Type Custom Report (2007 FALL update)	Version 1	11/8/2007 4:20 PM	
PART Program Improvements Custom Report (2007FALL Update)	Version 1	12/18/2007 12:18 PM	
PART Program Improvements Custom Report (2007SPR Update)	Version 1	6/25/2007 10:22 AM	
PART Program Managers Report	Version 1	6/25/2007 10:31 AM	

Internet

Expect**More**.gov

EXPECT FEDERAL PROGRAMS TO PERFORM WELL, AND BETTER EVERY YEAR.

Robert Shafer/Brand X Pictures/Getty Images



The Federal Government is working to ensure its **programs perform well**. Here we provide you information about where we're **successful** and where we **fall short**, and in both situations, what we're doing to **improve our performance** next year.

Learn More 

▶ Show me programs that are **PERFORMING** **GO**

▶ Show me programs that are **NOT PERFORMING** **GO**

▶ Show me programs by **NAME** or **KEYWORD** **GO**

▶ Show me programs by **TOPIC** **GO**

▶ Show me programs by **AGENCY** **GO**

The content on ExpectMore.gov is developed by the U.S. Office of Management and Budget and Federal agencies.

ExpectMore.gov Summary

[Home](#)

[About Us](#)

[Contact](#)

[What's New](#)

ExpectMore.gov

EXPECT FEDERAL PROGRAMS TO PERFORM WELL, AND BETTER EVERY YEAR.

Getty Images

[Show Me Programs](#)



PROGRAM

[View Assessment Details](#)

RATING

[What This Rating Means](#)

IMPROVEMENT PLAN

[About Improvement Plans](#)

PROGRAM ASSESSMENT

Early Reading First

The Early Reading First (ERF) program is designed to implement research-based early literacy programs in already existing preschool programs to enhance the early language, literacy, and prereading development of preschool-aged children.

PERFORMING

☆☆ Moderately Effective

- **The program addresses a compelling need.** Studies show that a high percentage of children from low-income families attend preschools that often fail to provide the language, cognitive, and early reading instruction and activities needed. The Early Reading First program is intended to address the gaps in quality between low-income children and their peers of higher socioeconomic status.
- **The program is reaching its original performance targets.** The percentage of preschool-aged children participating in ERF programs who demonstrated age-appropriate oral language skills increased from 56 percent in 2004 to 67.9 percent in 2005.
- **The Department of Education has recently established new performance measures in the areas of significant literacy gains and program efficiency.**

We are taking the following actions to improve the performance of the program:

- Collecting data for the new measures: significant gains in early literacy skills, and the cost per preschool-aged child participating in Early Reading First programs who achieves significant gains.
- Implementing a measure of kindergarten readiness by requiring entities that receive a grant for a second three-year period to collect former participants' academic achievement in kindergarten.
- Updating the recent performance data on the program's website as they become available.

LEARN MORE

- [View Similar Programs.](#)
- [How all Federal programs are assessed.](#)
- [Learn more about Early Reading First.](#)

ExpectMore.gov Assessment Details

DETAILED INFORMATION ON THE EARLY READING FIRST ASSESSMENT

- [View this program's assessment summary.](#)
- [Visit ExpectMore.gov](#) to learn more about how Federal Government programs are assessed and their plans for improvement.
- [Learn more](#) about detailed assessments.

Program Code	10003322										
Program Title	Early Reading First										
Department Name	Department of Education										
Agency/Bureau Name	Department of Education										
Program Type(s)	Competitive Grant Program										
Assessment Year	2006										
Assessment Rating	Moderately Effective										
Assessment Section Scores	<table border="1"><thead><tr><th>Section</th><th>Score</th></tr></thead><tbody><tr><td>Program Purpose & Design</td><td>100%</td></tr><tr><td>Strategic Planning</td><td>88%</td></tr><tr><td>Program Management</td><td>100%</td></tr><tr><td>Program Results/Accountability</td><td>58%</td></tr></tbody></table>	Section	Score	Program Purpose & Design	100%	Strategic Planning	88%	Program Management	100%	Program Results/Accountability	58%
Section	Score										
Program Purpose & Design	100%										
Strategic Planning	88%										
Program Management	100%										
Program Results/Accountability	58%										
Program Funding Level (in millions)	<table border="1"><tr><td>FY2006</td><td>\$103</td></tr><tr><td>FY2007</td><td>\$103</td></tr><tr><td>FY2008</td><td>\$118</td></tr></table>	FY2006	\$103	FY2007	\$103	FY2008	\$118				
FY2006	\$103										
FY2007	\$103										
FY2008	\$118										

- [Program Improvement Plans](#)
- [Program Performance Measures](#)
- [Questions/Answers \(Detailed Assessment\)](#)

Program Improvement Plans

Year Began	Improvement Plan	Status	Comments
2006	Collecting data for the new measures: significant gains in early literacy skills, and the cost per preschool-aged child participating in Early Reading First programs who achieves significant gains.	Action taken, but not completed	
2006	Implementing a measure of kindergarten readiness by requiring entities that receive a grant for a second three-year period to collect former participants' academic achievement in kindergarten.	No action taken	
2006	Updating the grantee performance data on the program's website as data become available.	Action taken, but not completed	

Program Performance Measures

Questions & Answers

How Do I Get Started?

- Determine the Program Type
 - Block/Formula Grant
 - Capital Assets and Service Acquisition
 - Competitive Grant
 - Credit
 - Direct Federal
 - Regulatory-based
 - Research & Development
- Flag potential issue with questions: weights and those not applicable

PART Scores and Ratings

- Answers to questions generate scores which are weighted to tally a total score.
- Ratings based on total scores: Effective, Moderately Effective, Adequate, Ineffective.
- Results Not Demonstrated assigned to programs that do not have performance measures or data, regardless of overall score.

How is an Assessment completed?

- **Close, cooperative OMB and Agency Staff participation.**
- **Process for completing PART questionnaire varies from agency to agency**
 - **Kick-Off**
 - **Review of Agency Draft Responses**
 - **Iterative/Collaborative Process**
- **Evidence is required for “Yes” answers**

PART Questions

- **Grouped into four sections**
 - **I. Program Purpose and Design (20%)**
 - **II. Strategic Planning (10%)**
 - **III. Program Management (20%)**
 - **IV. Results (50%)**

Section I: Program Purpose and Design

(pp. 17-22)

- **20% weight of the total PART score**
- **Clarity and relevance of program purpose**
- **Soundness of program design**
- **Addresses program's structural issues**
- **Clear design and purpose an essential for identifying performance measures**
- **Question 1.4 (Design Flaws) requires evidence to justify a "No" (p. 18)**

Section II: Strategic Planning

(pp. 23-37)

- **10% weight on the total PART score with linkages to Section IV questions**
- **Addresses program's plans and approach to achieve specific long-term goals**
- **Programs must have long-term and annual performance measures**
- **Programs must have ambitious targets**
- **Evaluation of program effectiveness and to support performance improvement**

Section III: Program Management

(pp. 38-54)

- **Addresses elements related to managing a program to achieve performance goals**
 - **Accountability of managers, performance of partners**
 - **Coordination with related programs**
 - **Financial management, improving efficiency**
 - **Addressing deficiencies**
- **To get a “Yes” on Question 3.4, programs must have procedures in place to measure and achieve efficiencies and cost effectiveness**
- **20% weight on the total PART score**

Section IV:

Program Results/Accountability

(pp. 55-61)

- **Assesses the extent to which a program is achieving its long-term and annual performance goals and efficiency goals**
- **Reporting of actual performance compared to targets (identified in Sections II and III)**
- **Effectiveness in achieving goals based on independent evaluations**
- **Comparison of performance with similar programs**
- **50% weight on the total PART score**

PART Question Linkages (p. 15)

Required PART Question Linkages							
	Q2.2	Q2.3	Q2.4	Q2.5	Q4.1	Q4.2	Q4.3
If Q2.1="no"	Must answer "no"	Must provide explanation of how annual performance goals contribute to long-term outcomes and purpose to receive a "yes"		Must answer "no" if both Q2.1="no" and Q2.3="no"	Must answer "no" if adequate outcome (or output) measures are not available		
If Q2.3="no"			Must answer "no"			Must answer "no"	
If Q2.1="yes" and Q2.2="no"					Not higher than "small extent"		
If Q2.3="yes" and Q2.4="no"						Not higher than "small extent"	
If Q.3.4="no"							Must answer "no"

Performance Measures (pp. 8-12)

(Questions 2.1-2.4, 4.1-4.2)

- **Outcome**
- **Output**
- **Efficiency** (In addition questions 3.4, 4.3)
 - **Outcome efficiency**
 - **Output efficiency**
 - **Input productivity**

Outcome & Output Performance Measures (pp. 7-8)

Outcomes – Events or conditions external to the program and of direct importance to the public, beneficiaries and/or customers. They relate to the program's mission, purpose and strategic goals.

Outputs – Internal program activities; products and services delivered to the public, beneficiaries.

Efficiency Measures

- Reflect economical and effective acquisition, utilization, and management of resources to achieve program outcomes or produce program outputs.
- Can also reflect improved design, creation, and delivery of goods and services.

Efficiency Measures

- **Outcome efficiency**
 - Preferred type of performance measure that captures improvement in efficiency with respect to a program's outcomes.
- **Output efficiency**
 - Performance measure that captures improvement in efficiency with respect to a program's outputs.
- **Input productivity**
 - Ratio of an outcome or output to an input.

Efficiency Measures

- **PART requirements:**
 - **Outcome efficiency measures should consider the benefit to the customer.**
 - **Output efficiency measures should reflect efficient resource use rather than other changes.**
 - **Measures that involve a baseline, standard, or benchmark must have a history of changes.**
 - **Include inputs for Federal and non-Federal resources for programs that combine them.**

Output Efficiency Measures Fiscal Year Comparison (Appendix D)

- **In comparisons of among time periods, output efficiency measures are only valid when the outputs intended to be produced within each time period are comparable.**
- **The PART requires an assessment of the comparability of an input productivity measure when it is used as output efficiency measures.**

Performance Goals (pp. 12-13)

- **Targets – Improved level of performance needed to achieve stated goals.**
- **The PART requires programs to have ambitious but realistic, achievable targets and timeframes for performance measures. (also Questions 2.2, 2.4, 3.4)**
- **Together, the measures, targets and timeframes establish the program's performance goals.**

Performance Goals (pp. 12-13)

$$\text{Performance Goal} = \text{Performance Measure} + \text{Ambitious Target}$$

- **Considerations for target-setting**
 - Past performance (baseline)
 - Legislative changes
 - Funding
 - External factors

Program Evaluations

- **Scope** - Examine the underlying cause and effect relationship between the program and achievement of performance targets.
- **Independence** - Performed by non-biased parties with no conflict of interest should conduct the evaluations. (TBD by agency and OMB staff.)
- **Quality**
 - **Applicability** – All programs expected to undergo some type of evaluation.
 - **Impact** – Prefer effectiveness evaluations consider a program's impact (outcome, e.g., whether the Federal intervention makes a difference).
 - **Rigor** – Provide the most rigorous evidence that is appropriate and feasible for that program.

Quality Program Evaluation

- Can a program demonstrate impact?
 - If Yes - randomized controlled trials are generally the highest quality, unbiased evaluation to demonstrate actual impact, but only when it is appropriate and feasible to conduct such studies.
 - If No - a variety of quasi-experimental methods (e.g., comparison group studies) and non-experimental methods may help shed light on *how or why* a program is effective.
 - Bottom line - Evaluations must be appropriate to the type of program.

Does It Ever End?

- **Steps after PARTs are completed**
 - **Draft summaries for ExpectMore.gov**
 - **Spring Updates in PARTWeb**
 - **Complete Improvement Plans**
 - All programs must have regardless of PART rating
 - Focus on the findings in the PART assessment
 - Implement plans and report on progress
 - **ExpectMore.gov release mid-August**

Lessons to Learn Quickly

- Share drafts, communicate frequently to plan and coordinate.
- Use clear, direct language in explanations and evidence.
- Stick to the deadlines.
- Don't take the PART personally.
- Rely on evidence, not anecdotes.
- Speed the process -- don't flood OMB with mounds of "evidence". Point out exactly where the evidence is any document.

PROGRAM ASSESSMENT RATING TOOL



Questions and Answers

James Hurban, 202-395-6833, jhurban@omb.eop.gov

Daren Wong, 202-395-3797, [Daren K. Wong@omb.eop.gov](mailto:Daren_K.Wong@omb.eop.gov)