

NCER Abstracts Monthly Statistics

Monthly Report: March 2009

March 1, 2009 12:00:00 AM – March 31, 2009 11:59:11 PM

This report was generated by WebTrends 7 - Professional, Version: 7.1b, Build: 15447 .
Wednesday, April 15, 2009 8:12:26 AM
Final report conversion by WebTrends Report Exporter, Version 7.1b (build 15376)

Copyright (C) 1996-2005 NetIQ Corporation. All rights reserved.

Table of Contents

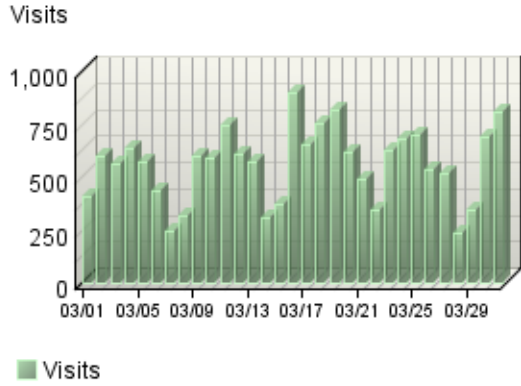
Overview Dashboard	1
Activity Dashboard	3
Navigation Dashboard	5
Pages Dashboard	6
Search Engines Dashboard	8
Visitors Dashboard	9
Referring Site	11
Referring Domain	13
Referring Page	15
Initial Referrers	17
Most Recent Search Engines (All)	20
Most Recent Search Phrases (All)	23
Initial Search Engines	26
Search Phrases	30
Search Keywords	31
Visitors Dashboard	32
Top Visitors	34
Visitors by Number of Visits	67
Visitors Trend	69
Visits Trend	75
Organizations	77
Domain Names	100
Top-Level Domain Types	112
Regions	115
Geography Drilldown	117
Countries	121
North American States and Provinces	126

Pages Dashboard	129
Pages	131
Content Groups	184

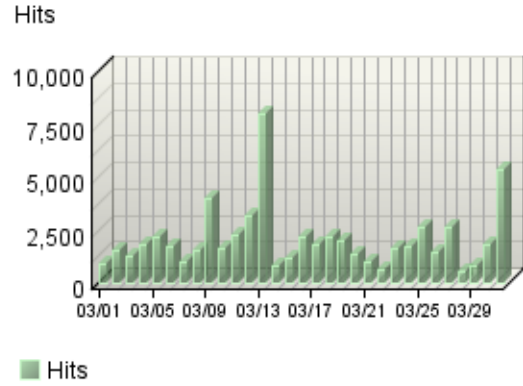
Overview Dashboard

This displays key graphs and tables that provide an overview of the entire report. When viewing through the on-demand interface, you can click on the title of a graph or table to navigate to the corresponding page.

Visits Trend



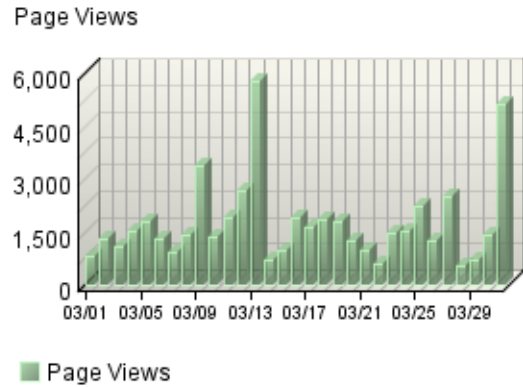
Hits Trend



Visitor Summary

Visitors	12,269
Visitors Who Visited Once	11,098
Visitors Who Visited More Than Once	1,171
Average Visits per Visitor	1.41

Page Views Trend



Visit Summary

Visits	17,324
Average per Day	558
Average Visit Duration	00:07:18
Median Visit Duration	00:02:12
International Visits	33.93%
Visits of Unknown Origin	0.00%
Visits from Your Country: United States (US)	66.07%

Hit Summary

Successful Hits for Entire Site	63,221
Average Hits per Day	2,039
Home Page Hits	-

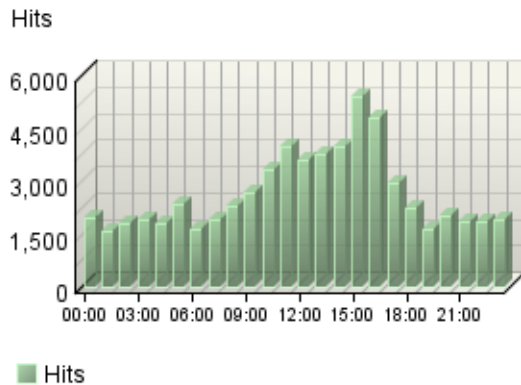
Page View Summary

Page Views	53,838
Average per Day	1,736
Average Page Views per Visit	3.11

Activity Dashboard

This displays key graphs and tables that provide an overview of the Activity chapter. When viewing through the on-demand interface, you can click on the title of a graph or table to navigate to the corresponding page.

Hits by Hour of the Day



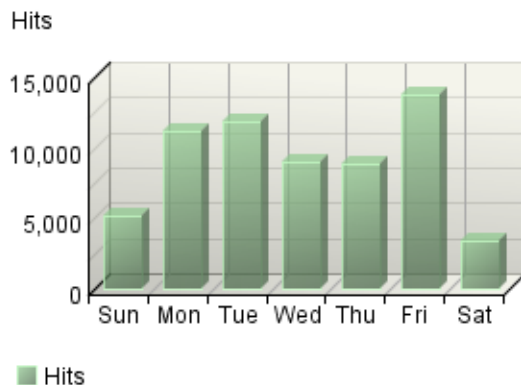
Least Active Summary

Least Active Date	3/28/09
Number of Hits on Least Active Date	590
Least Active Day of the Week	Saturday
Least Active Hour of the Day	01:00-01:59

Activity on Weekdays Summary

Total Hits Weekdays	54,570
Total Visits Weekdays	14,257
Average Number of Visits per day on Weekdays	648
Average Number of Hits per day on Weekdays	2,480

Hits by Day of the Week



Activity on Weekends Summary

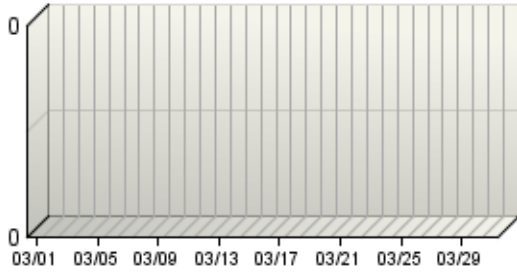
Total Hits Weekend	8,651
Total Visits Weekend	3,067
Average Number of Visits per Weekend	613
Average Number of Hits per Weekend	1,730

Most Active Summary

Most Active Date	3/13/09
Number of Hits on Most Active Date	8,031
Most Active Day of the Week	Friday
Most Active Hour of the Day	15:00-15:59

Bandwidth: Kbytes Transferred Trend

Kbytes Transferred

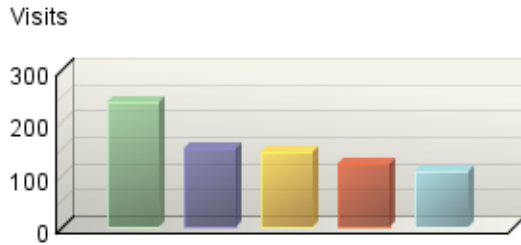


■ Kbytes Transferred

Navigation Dashboard

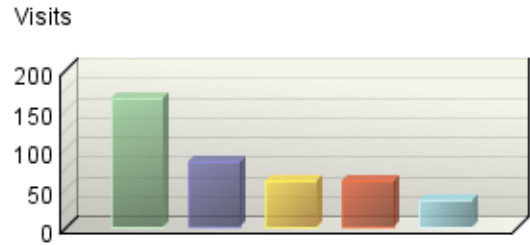
This dashboard summarizes important information related to online navigation.

Entry Pages



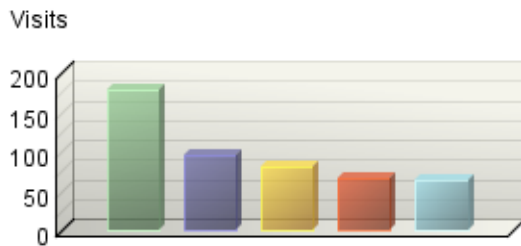
/ncer_abstracts/ind... /ncer_abstracts/ind...
/ncer_abstracts/ind... /ncer_abstracts/ind...
/ncer_abstracts/ind...

Single-Page Visits



/ncer_abstracts/ind... /ncer_abstracts/ind...
/ncer_abstracts/ind... /ncer_abstracts/ind...
/ncer_abstracts/ind...

Exit Pages

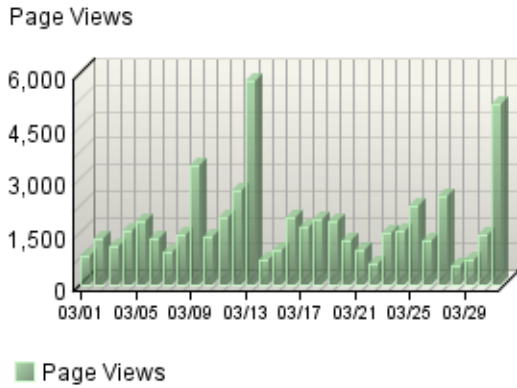


/ncer_abstracts/ind... /ncer_abstracts/ind...
/ncer_abstracts/ind... /ncer_abstracts/ind...
/ncer_abstracts/ind...

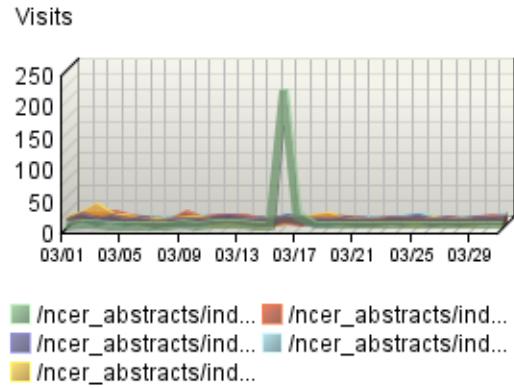
Pages Dashboard

This displays key graphs and tables that provide an overview of the Pages chapter. When viewing through the on-demand interface, you can click on the title of a graph or table to navigate to the corresponding page.

Page Views Trend



Pages by Visits Trend



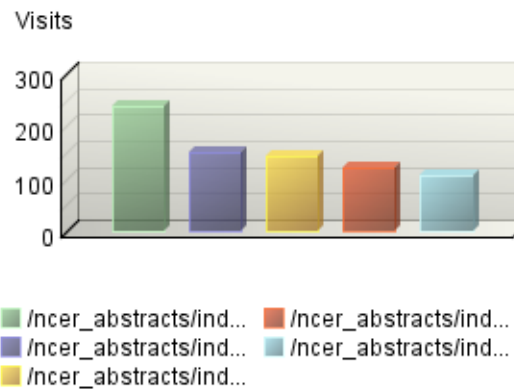
Content Groups by Visits

No data is available for this graph.

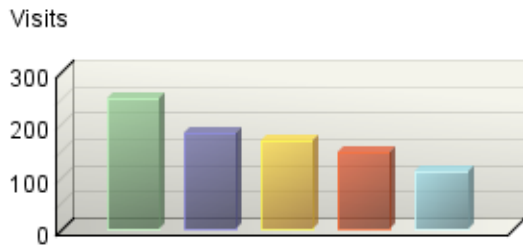
Page View Summary

Page Views	53,838
Average per Day	1,736
Average Page Views per Visit	3.11

Entry Pages

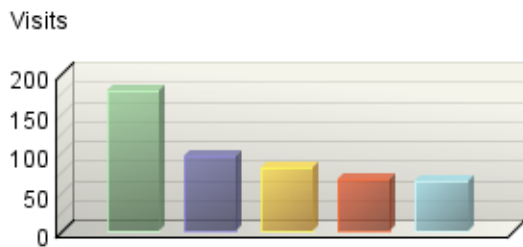


Pages by Visits



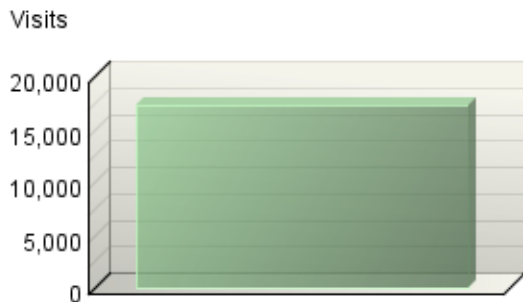
■ /ncer_abstracts/ind... ■ /ncer_abstracts/ind...
■ /ncer_abstracts/ind... ■ /ncer_abstracts/ind...
■ /ncer_abstracts/ind...

Exit Pages



■ /ncer_abstracts/ind... ■ /ncer_abstracts/ind...
■ /ncer_abstracts/ind... ■ /ncer_abstracts/ind...
■ /ncer_abstracts/ind...

Directories by Visits



■ /ncer_abstracts/index.cfm/fuseaction

Search Engines Dashboard

This dashboard summarizes important information related to specific search engines.

Most Recent Search Engines (All) Trend

No data is available for this graph.

Most Recent Search Phrases (All) Trend

No data is available for this graph.

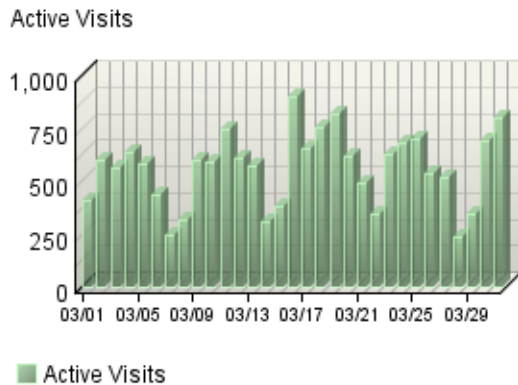
Initial Search Engines Trend

No data is available for this graph.

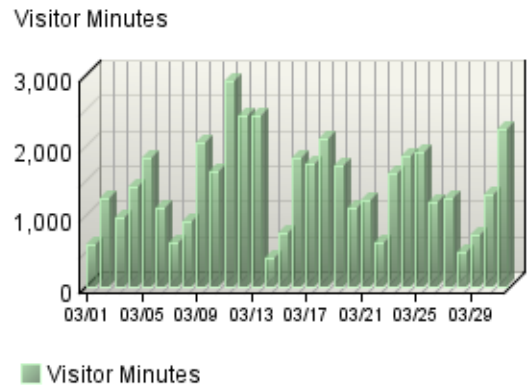
Visitors Dashboard

This displays key graphs and tables that provide an overview of the Visitors chapter. When viewing through the on-demand interface, you can click on the title of a graph or table to navigate to the corresponding page.

Active Visits Trend



Visitor Minutes Trend



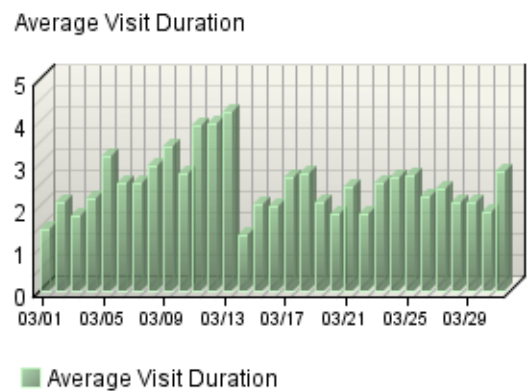
Visitor Summary

Visitors	12,269
Visitors Who Visited Once	11,098
Visitors Who Visited More Than Once	1,171
Average Visits per Visitor	1.41

Visit Summary

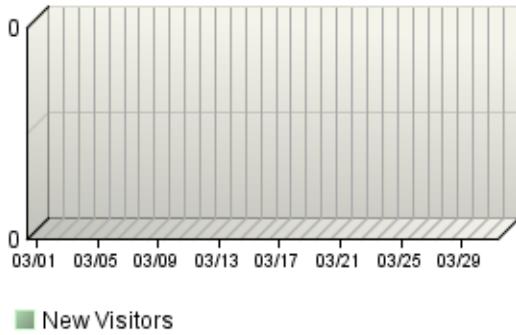
Visits	17,324
Average per Day	558
Average Visit Duration	00:07:18
Median Visit Duration	00:02:12
International Visits	33.93%
Visits of Unknown Origin	0.00%
Visits from Your Country: United States (US)	66.07%

Average Length of Visit Trend



New Visitors Trend

New Visitors

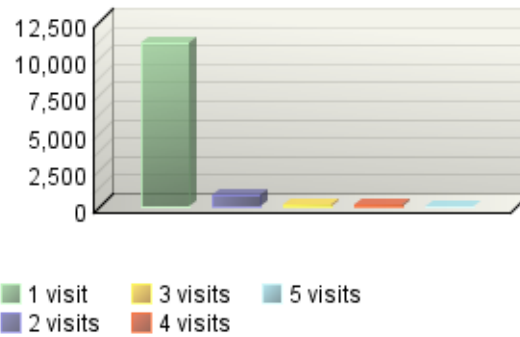


Authenticated Usernames by Visits

No data is available for this graph.

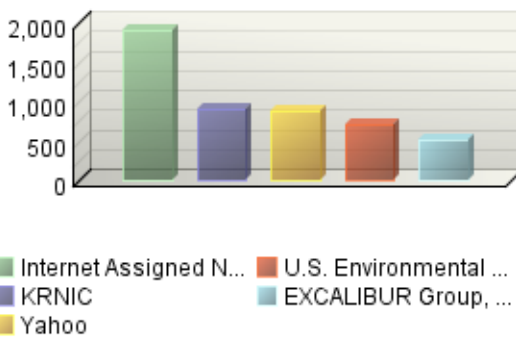
Visitors by Number of Visits

Visitors



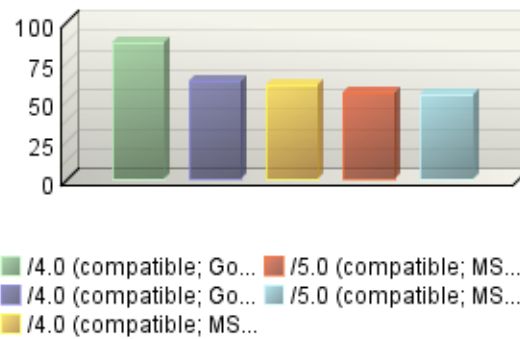
Organizations by Visits

Visits



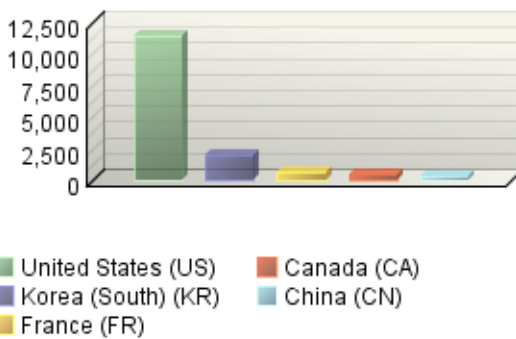
Top Visitors by Visits

Visits



Countries by Visits

Visits



Referring Site

This report identifies the domain names and IP addresses that refer visitors to your site. This information will be displayed only if your server is logging this information.

Visits by Referring Site



Referring Site

Site	Visits	% Visits
1. Direct Traffic	17,324	100.00%
Total	17,324	100.00%

items 1-1 of 1

Referring Site - Help Card



Column Definitions

Referring Sites

A web site that refers a visitor to your site by linking to it.

Site

The specific referring site being analyzed.

Visits

Number of times the specified site referred visitors to your site.

%

Percentage of referrals that came from the specified site.

Direct Traffic

Represents to the web site with no referrer as one of the following: 1) the visitor typed the domain name directly into their browser, 2) the visitor bookmarked the site, 3) the visitor clicked on an email, shortcut, or other direct link, 4) Firewalls and/or proxies stripped out the referrer and replaced it with a dash "-".

Note: If "Direct Traffic" is 100% of all your traffic, then you are probably not logging the "referrer" field in your log files. Please see your manual or the WebTrends Knowledgebase to enable extended logging on your web servers.

Hidden-Referrer

A value indicating that Internet security software such as Zone Alarm Pro, Symantec's Norton Internet Security, or a proxy server modified a web request to mask the referring URL.



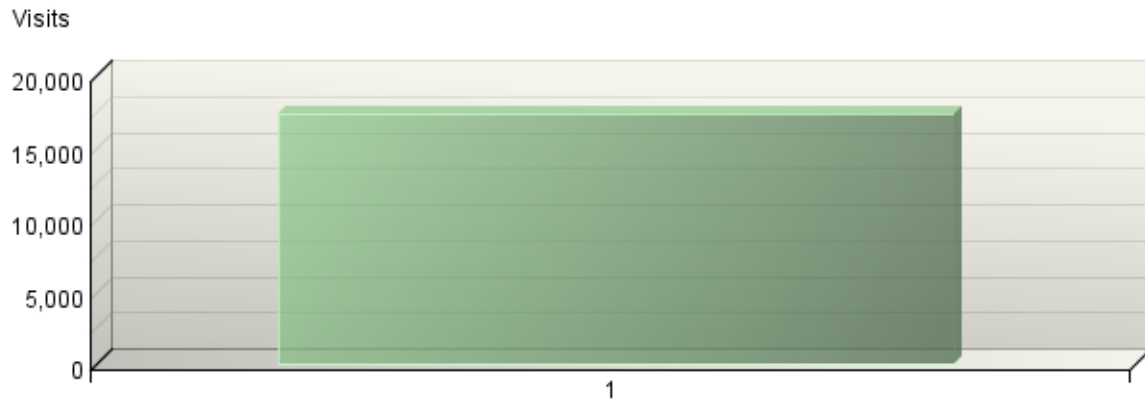
Report Descriptions

You can use this page to determine which sites are referring the most visitors to your site. This can help when considering the most effective ways and places to attract visitors.

Referring Domain

This report identifies the top-level domains that refer visitors to your site. This information will be displayed only if your server is logging this information.

Visits by Referring Domain



Referring Domain

Domain	Visits	% Visits
1. Direct Traffic	17,324	100.00%
Total	17,324	100.00%

items 1-1 of 1

Referring Domain - Help Card



Column Definitions

Referring Domain

A web site that refers a visitor to your site by linking to it.

Domain

Top-level domains to which belong the web sites which refer visitors to your site by linking to it.

Visits

Number of times the specified domain referred visitors to your site.

%

Percentage of referrals that came from the specified domain.

Direct Traffic

Represents to the web site with no referrer as one of the following: 1) the visitor typed the domain name directly into their browser, 2) the visitor bookmarked the site, 3) the visitor clicked on an email, shortcut, or other direct link, 4) Firewalls and/or proxies stripped out the referrer and replaced it with a dash "-".

Note: If "Direct Traffic" is 100% of all your traffic, then you are probably not logging the "referrer" field in your log files. Please see your manual or the WebTrends Knowledgebase to enable extended logging on your web servers.

Hidden-Referrer

A value indicating that Internet security software such as Zone Alarm Pro, Symantec's Norton Internet Security, or a proxy server modified a web request to mask the referring URL.



Report Descriptions

You can use this page to determine which domains are referring the most visitors to your site. This can help when considering the most effective ways and places to attract visitors.

Referring Page

This report provides the pages from the sites with links to your site. This information will only be displayed if your server is logging the referrer information.

Visits by Referring Page



Referring Page

Page	Visits	% Visits
1. Direct Traffic	17,324	100.00%
Total	17,324	100.00%

items 1-1 of 1

Referring Page - Help Card



Column Definitions

Pages

Any displayed page. You can specify for each profile the types of files that qualify as a page. These settings can be changed by the WebTrends administrator.

Visits

Number of visitors referred from the specified URL.

%

Percentage of referred visitors who came from the specified site.

Direct Traffic

Represents to the web site with no referrer as one of the following: 1) the visitor typed the domain name directly into their browser, 2) the visitor bookmarked the site, 3) the visitor clicked on an email, shortcut, or other direct link, 4) Firewalls and/or proxies stripped out the referrer and replaced it with a dash "-".

Note: If "Direct Traffic" is 100% of all your traffic, then you are probably not logging the "referrer" field in your log files. Please see your manual or the WebTrends Knowledgebase to enable extended logging on your web servers.

Hidden-Referrer

A value indicating that Internet security software such as Zone Alarm Pro, Symantec's Norton Internet Security, or a proxy server modified a web request to mask the referring URL.



Report Descriptions

You can use this information to determine the sites that provide the most referrals to your site. This can help when considering the most effective ways to attract visitors.

Initial Referrers

This report shows activity occurring in the current report time period organized according to visitors' first referrer on record.

Initial Referrers Trend

No data is available for this graph.

Initial Referrers

No data is available for this table.

Initial Referrers - Help Card



Column Definitions

Initial Referrer

The first referrer on record for this visitor.

Visits

A visit is a series of actions that begins when a visitor views their first page from the server, and ends when the visitor leaves the site or remains idle beyond the idle-time limit. The default idle-time limit is thirty minutes. This time limit can be changed by the system administrator.

Note that if the dimension changes state during the course of a visit (such as a visitor changing from non-buyer to buyer), the visit will be recorded for both states. In such cases, the total of visits in this report may be greater than the number of visits reported in the Overview. In the Key Metrics report for example, if a visit spans several hours, it is recorded in each of the hours.

Page Views

A hit to any file classified as a page. In order to view a web page with embedded images, for example, a browser must retrieve multiple files. The page and its embedded files counts as a single page view.

Daily Buyers

The number of buyers in each day for the reporting period.

% of All Visits

Percentage of the total number of visits during the reporting period.

Average Visit Duration (Minutes)

The length (measured in minutes) of a visit to your web site.

Average Visit Page Views

The number of pages viewed during a visit.

Hits

Each file requested by a visitor registers as a hit. There can be several hits on each page. While the volume of hits reflects the amount of server traffic, it is not an accurate reflection of the number of pages viewed.

Revenue

This measure reflects the monetary amount generated from completed purchases.

Average Revenue per Order

This measure reflects the monetary amount generated from completed purchases.

Units

This measure reflects the number of units (products) from completed purchases.

Average Units per Order

This measure reflects the number of units (products) from completed purchases.

Orders

This measure reflects the number of orders from completed purchases.

Weekly Buyers

The number of buyers in each week for the reporting period.

Monthly Buyers

The number of buyers in each month for the reporting period.

Quarterly Buyers

The number of buyers in each quarter for the reporting period.

Yearly Buyers

The number of buyers in each year for the reporting period.

**Report Descriptions****Briefly:**

To produce this report, a site must use persistent cookies and have activated Visitor History. If visitors have not visited the site during the report time period, their activity nor their initial referrer will be included in this report. A referrer is a site that offers a link to your site, and may include partners, affiliates, industry sites, third-party sites such as media sites or directories.

Uses and Interpretation:

This report allows you to analyze visitors' current activities based on their first referrer on record. Using measures you care about most, you can determine the referrers that first attracted your best visitors and use that insight to guide future marketing decisions. This report is useful in identifying important sites and sources of traffic that you may have overlooked as marketing opportunities as they aren't designated as an "official" marketing campaign or advertisement.

This report uses a dimension based on Visitor History, and Visitor History requires the use of cookies for session tracking. If your report is empty and you know you receive traffic that you be reflected in it, make sure that you use a session tracking that employs cookies. See the Session Tracking tab under Advanced in the profile settings.

Other relevant reports and analyses:

Relationship to other campaign reports. Relationship to Initial Campaign and Initial Search Engine reports. Consider long-term impact to business with Lifetime Value by Initial Referrer.

Most Recent Search Engines (All)

This report displays the most recent search engine and phrases that visitors used to access your site with measures evaluating those visits.

Most Recent Search Engines (All) Trend

No data is available for this graph.

Most Recent Search Engines (All)

No data is available for this table.

Most Recent Search Engines (All) - Help Card



Column Definitions

Most Recent Search Engine

The most recent search engine that visitors used to find your site. Only those search engines whose duration have not expired are included. This expiration setting is set on a profile basis.

Most Recent Search Phrase

The most recent search phrase visitors used to find your site.

Visits

A visit is a series of actions that begins when a visitor views their first page from the server, and ends when the visitor leaves the site or remains idle beyond the idle-time limit. The default idle-time limit is thirty minutes. This time limit can be changed by the system administrator.

Note that if the dimension changes state during the course of a visit (such as a visitor changing from non-buyer to buyer), the visit will be recorded for both states. In such cases, the total of visits in this report may be greater than the number of visits reported in the Overview. In the Key Metrics report for example, if a visit spans several hours, it is recorded in each of the hours.

Page Views

A hit to any file classified as a page. In order to view a web page with embedded images, for example, a browser must retrieve multiple files. The page and its embedded files counts as a single page view.

% of All Visits

Percentage of the total number of visits during the reporting period.

Average Visit Duration (Minutes)

The length (measured in minutes) of a visit to your web site.

Hits

Each file requested by a visitor registers as a hit. There can be several hits on each page. While the volume of hits reflects the amount of server traffic, it is not an accurate reflection of the number of pages viewed.

Revenue

This measure reflects the monetary amount generated from completed purchases.

Average Revenue per Order

This measure reflects the monetary amount generated from completed purchases.

Units

This measure reflects the number of units (products) from completed purchases.

Average Units per Order

This measure reflects the number of units (products) from completed purchases.

Orders

This measure reflects the number of orders from completed purchases.



Report Descriptions

Briefly:

This report shows activity to your site according to the last search engine and phrases visitors used to access your site. For the time period selected, all conversions and other activities are tracked and attributed to the most recent search engine and phrase visitors last used to access your site. Only those most recent search engines whose durations have not expired are included, and the administrator sets this expiration. Thus, even if the conversion does not happen on the first visit generated by the most recent search engine and phrase, the appropriate source is "credited" with the conversion. This report requires the activation of Visitor History and the use of persistent cookies. If visitors do not visit the site during the report time period, their activity and most recent search engine is not included.

Uses and Interpretation:

This report allows you to analyze visitors' current activities regardless of whether the search was based on a paid or organic most recent search phrase. Using measures you care about most, you can determine the search engines and phrases responsible for attracting the best current visitors, and use that insight to guide future search engine marketing and optimization decisions. Use this report to analyze how effective search engines and specific phrases are at generating visitors who often return to your site to perform the actions you want them to take. By including conversion metrics, you not only evaluate the performance of search phrases in driving traffic, you also get an indication of how well your site is optimized for those phrases. In other words, how well does your site answer visitor interests (their query) and convert on that traffic?

This report uses a dimension based on Visitor History, and Visitor History requires the use of cookies for session tracking. If your report is empty and you know you receive traffic that you be reflected in it, make sure that you use a session tracking that employs cookies. See the Session Tracking tab under Advanced in the profile settings.

Other relevant reports and analyses:

Segmented insight to guide SEM and SEO efforts with respective Most Recent Search Engines and Phrases (Paid) and Most Recent Search Engines and Phrases (Organic) reports. Relationship to Most Recent Campaign reports. Focused evaluation of specific phrases with Conversion Funnel by Search Engines (All) report.

Most Recent Search Phrases (All)

This report displays the most recent search phrase and engine that visitors used to access your site with measures evaluating those visits.

Most Recent Search Phrases (All) Trend

No data is available for this graph.

Most Recent Search Phrases (All)

No data is available for this table.

Most Recent Search Phrases (All) - Help Card



Column Definitions

Most Recent Search Phrase

The most recent search phrase visitors used to find your site.

Most Recent Search Engine

The most recent search engine that visitors used to find your site. Only those search engines whose duration have not expired are included. This expiration setting is set on a profile basis.

Visits

A visit is a series of actions that begins when a visitor views their first page from the server, and ends when the visitor leaves the site or remains idle beyond the idle-time limit. The default idle-time limit is thirty minutes. This time limit can be changed by the system administrator.

Note that if the dimension changes state during the course of a visit (such as a visitor changing from non-buyer to buyer), the visit will be recorded for both states. In such cases, the total of visits in this report may be greater than the number of visits reported in the Overview. In the Key Metrics report for example, if a visit spans several hours, it is recorded in each of the hours.

Page Views

A hit to any file classified as a page. In order to view a web page with embedded images, for example, a browser must retrieve multiple files. The page and its embedded files counts as a single page view.

% of All Visits

Percentage of the total number of visits during the reporting period.

Average Visit Duration (Minutes)

The length (measured in minutes) of a visit to your web site.

Hits

Each file requested by a visitor registers as a hit. There can be several hits on each page. While the volume of hits reflects the amount of server traffic, it is not an accurate reflection of the number of pages viewed.

Revenue

This measure reflects the monetary amount generated from completed purchases.

Average Revenue per Order

This measure reflects the monetary amount generated from completed purchases.

Units

This measure reflects the number of units (products) from completed purchases.

Average Units per Order

This measure reflects the number of units (products) from completed purchases.

Orders

This measure reflects the number of orders from completed purchases.



Report Descriptions

Briefly:

This report shows activity to your site according to the last search phrase and engine visitors used to access your site. For the time period selected, all conversions and other activities are tracked and attributed to the most recent search phrase and engine visitors last used to access your site. Only those most recent search engines whose durations have not expired are included, and the administrator sets this expiration. Thus, even if the conversion does not happen on the first visit generated by the most recent search phrase and engine, the appropriate source is "credited" with the conversion. This report requires the activation of Visitor History and the use of persistent cookies. If visitors do not visit the site during the report time period, their activity and most recent search phrase is not included.

Uses and Interpretation:

This report allows you to analyze visitors' current activities regardless of whether the search was based on a paid or organic most recent search phrase. Using measures you care about most, you can determine the search engines and phrases responsible for attracting the best current visitors, and use that insight to guide future search engine marketing and optimization decisions. Use this report to analyze how effective specific phrases are at generating visitors who often return to your site to perform the actions you want them to take. By including conversion metrics, you not only evaluate the performance of search phrases in driving traffic, you also get an indication of how well your site is optimized for those phrases. In other words, how well does your site answer visitor interests (their query) and convert on that traffic?

This report uses a dimension based on Visitor History, and Visitor History requires the use of cookies for session tracking. If your report is empty and you know you receive traffic that you be reflected in it, make sure that you use a session tracking that employs cookies. See the Session Tracking tab under Advanced in the profile settings.

Other relevant reports and analyses:

Segmented insight to guide SEM and SEO efforts with respective Most Recent Search Phrases and Engines (Paid) and Most Recent Search Phrases and Engines (Organic) reports. Relationship to Most Recent Campaign reports. Focused evaluation of specific phrases with Conversion Funnel by Search Engines (All) report.

Initial Search Engines

This report shows activity occurring in the current report time period organized according to the very first search engine and phrases visitors used to access your site. This report includes both paid and organic phrases.

Initial Search Engines Trend

No data is available for this graph.

Initial Search Engines

No data is available for this table.

Initial Search Engines - Help Card



Column Definitions

Initial Search Engine

The very first search engine visitors used to find your site on their current visit.

Initial Search Phrase

The very first search phrases visitors used to find your site.

Visits

A visit is a series of actions that begins when a visitor views their first page from the server, and ends when the visitor leaves the site or remains idle beyond the idle-time limit. The default idle-time limit is thirty minutes. This time limit can be changed by the system administrator.

Note that if the dimension changes state during the course of a visit (such as a visitor changing from non-buyer to buyer), the visit will be recorded for both states. In such cases, the total of visits in this report may be greater than the number of visits reported in the Overview. In the Key Metrics report for example, if a visit spans several hours, it is recorded in each of the hours.

Page Views

A hit to any file classified as a page. In order to view a web page with embedded images, for example, a browser must retrieve multiple files. The page and its embedded files counts as a single page view.

Daily Buyers

The number of buyers in each day for the reporting period.

% of All Visits

Percentage of the total number of visits during the reporting period.

Average Visit Duration (Minutes)

The length (measured in minutes) of a visit to your web site.

Average Visit Page Views

The number of pages viewed during a visit.

Hits

Each file requested by a visitor registers as a hit. There can be several hits on each page. While the volume of hits reflects the amount of server traffic, it is not an accurate reflection of the number of pages viewed.

Revenue

This measure reflects the monetary amount generated from completed purchases.

Average Revenue per Order

This measure reflects the monetary amount generated from completed purchases.

Units

This measure reflects the number of units (products) from completed purchases.

Average Units per Order

This measure reflects the number of units (products) from completed purchases.

Orders

This measure reflects the number of orders from completed purchases.

Weekly Buyers

The number of buyers in each week for the reporting period.

Monthly Buyers

The number of buyers in each month for the reporting period.

Quarterly Buyers

The number of buyers in each quarter for the reporting period.

Yearly Buyers

The number of buyers in each year for the reporting period.



Report Descriptions

Briefly:

To produce this report, a site must use persistent cookies and have activated Visitor History. If visitors have not visited the site during the report time period, their activity nor their initial search engine will be included in this report.

Uses and Interpretation:

This report allows you to analyze visitors' current activities based on the search engine and phrase that first drove them to your site, regardless of whether it was a paid or organic initial search phrase. Using measures you care about most, you can determine the search engines and phrases responsible for attracting the best visitors, and use that insight to guide future search engine marketing and optimization decisions. Use this report to analyze how effective search engines and specific phrases are at generating visitors who often return to your site to perform the actions you want them to take. By including conversion metrics, you not only evaluate the performance of initial search phrases in driving traffic, you also get an indication of how well your site is optimized for those phrases. In other words, how well does your site answer visitor interests (their initial query) and convert on that traffic?

This report uses a dimension based on Visitor History, and Visitor History requires the use of cookies for session tracking. If your report is empty and you know you receive traffic that you be reflected in it, make sure that you use a session tracking that employs cookies. See the Session Tracking tab under Advanced in the profile settings.

Other relevant reports and analyses:

Relationship to Most Recent Search Engines and Search Phrases (All). Segmented insight to guide SEM and SEO efforts with respective Initial Search Engines and Phrases (Paid) and Initial Search Engines and Phrases (Organic) reports. Relationship to Initial Campaign and Initial Referrer reports. Focused evaluation of specific phrases with Conversion Funnel by Search Engines and Phrases. Consider long-term impact to business with Lifetime Value by Initial Search Engines and Phrases.

Search Phrases

This report identifies search phrases that led the most visitors to your site, and for each phrase, which search engines led visitors to the site.

Search Phrases

No data is available for this graph.

Search Phrases

No data is available for this table.

Search Phrases - Help Card



Column Definitions

Phrase

The search phrase a visitor used to find your site.

Engines

The specific search engine being analyzed in conjunction with the phrase in the adjacent column.

Referrals

The number of visits to your site from visitors, who were referred by using the specified search engine and search phrases.

%

Percentage of visitors referred from search engines who used the specified search engine and phrase.



Report Descriptions

How are people getting to your site? Use this report to find out if your visitors are using the search phrases you expect. Do you need to use different phrases in page titles to make it easier for people to find your site with search engines?

Search Keywords

This report identifies keywords that led the most visitors to the site and, for each keyword, which search engines led visitors to the site.

Search Keywords

No data is available for this graph.

Search Keywords

No data is available for this table.

Search Keywords - Help Card



Column Definitions

Keywords

The specific keywords being analyzed. To see the entire search strings entered by visitors, see the Search Phrases page.

Engines

The specific search engine being analyzed in conjunction with the keyword in the adjacent column.

Referrals

The number of hits from visitors referred to your site with the specified keywords.

% Percentage of referred visitors who used the specified search engine and keyword.



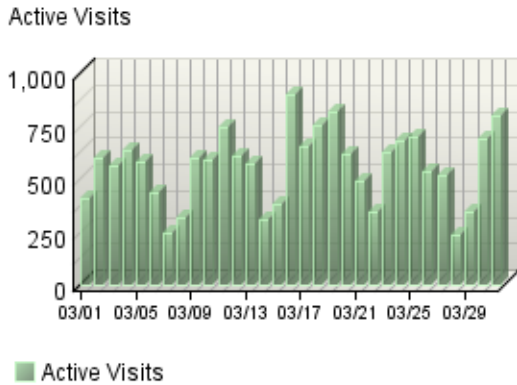
Report Descriptions

At the most basic level, this section tells you which search keywords are being used most frequently to find your site. You also may find that some search engines are referring visitors to your site with the keywords you expect and that other search engines are not.

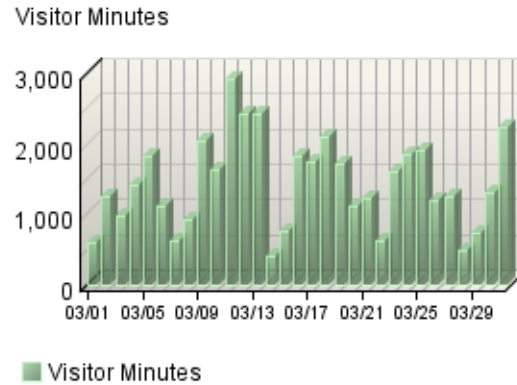
Visitors Dashboard

This displays key graphs and tables that provide an overview of the Visitors chapter. When viewing through the on-demand interface, you can click on the title of a graph or table to navigate to the corresponding page.

Active Visits Trend



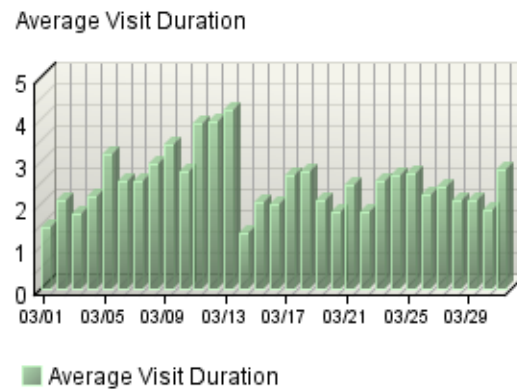
Visitor Minutes Trend



Visitor Summary

Visitors	12,269
Visitors Who Visited Once	11,098
Visitors Who Visited More Than Once	1,171
Average Visits per Visitor	1.41

Average Length of Visit Trend



Visit Summary

Visits	17,324
Average per Day	558
Average Visit Duration	00:07:18
Median Visit Duration	00:02:12
International Visits	33.93%
Visits of Unknown Origin	0.00%
Visits from Your Country: United States (US)	66.07%

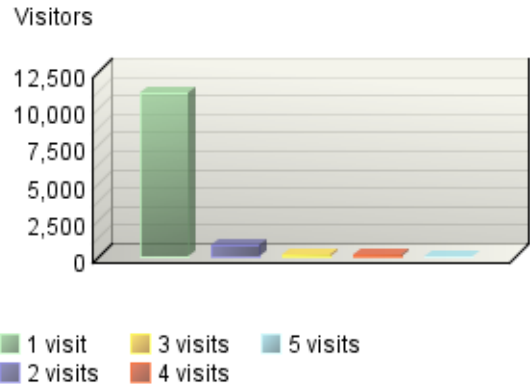
New Visitors Trend



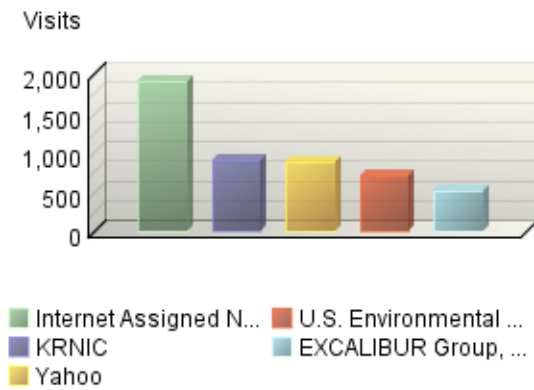
Authenticated Usernames by Visits

No data is available for this graph.

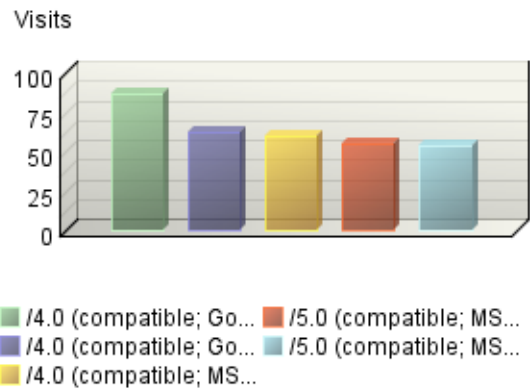
Visitors by Number of Visits



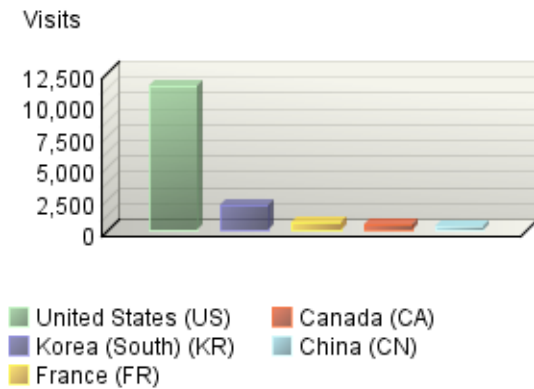
Organizations by Visits



Top Visitors by Visits



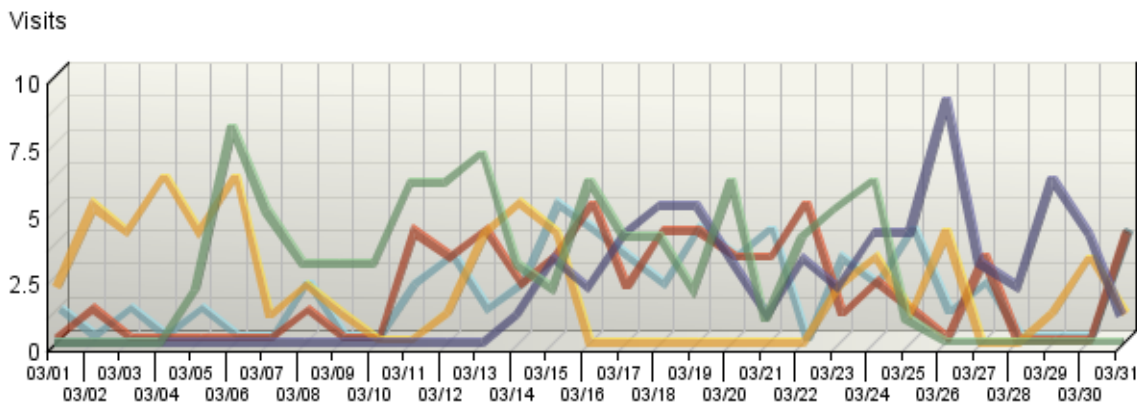
Countries by Visits



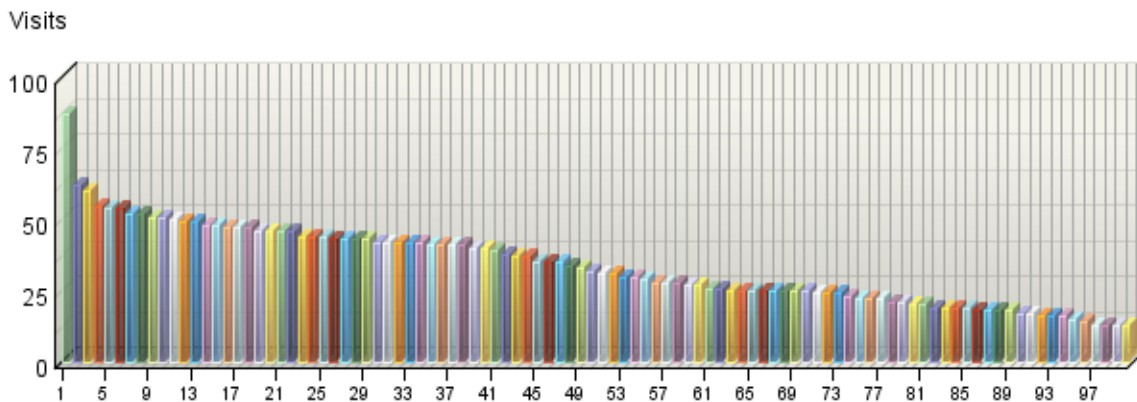
Top Visitors

This report identifies the IP address, domain name, or cookie of each visitor, and identifies the visitor's activity level on the site. If you use cookies to track visits, WebTrends can differentiate between hits from different visitors with the same IP address.

Top Visitors by Visits Trend



Top Visitors by Visits



Top Visitors

	Visitor	Visits	% Visits	Hits
■ 1.	pool-96-229-225-233.lsanca.fios.verizon.net_Mozilla/4.0 (compatible; GoogleToolbar 5.0.2124.6042; Windows XP 5.1; MSIE 7.0.5730.13)	87	0.50%	145

	Visitor	Visits	% Visits	Hits
2.	tx-71-52-83-65.dhcp.embarqhsd.net_Mozilla/4.0 (compatible; GoogleToolbar 5.0.2124.6042; Windows XP 5.1; MSIE 7.0.5730.11)	62	0.36%	140
3.	99.148.115.81_Mozilla/4.0 (compatible; MSIE 5.5; Windows 98)	60	0.35%	76
4.	222.231.42.203_Mozilla/5.0 (compatible; MSIE or Firefox mutant; not on Windows server; +http://ws.daum.net/aboutWebSearch.html) Daumoa/2.0	55	0.32%	64
5.	222.231.42.188_Mozilla/5.0 (compatible; MSIE or Firefox mutant; not on Windows server; +http://ws.daum.net/aboutWebSearch.html) Daumoa/2.0	54	0.31%	58
6.	211.233.79.185_Mozilla/5.0 (compatible; MSIE or Firefox mutant; not on Windows server; +http://ws.daum.net/aboutWebSearch.html) Daumoa/2.0	54	0.31%	62
7.	211.233.79.166_Mozilla/5.0 (compatible; MSIE or Firefox mutant; not on Windows server; +http://ws.daum.net/aboutWebSearch.html) Daumoa/2.0	52	0.30%	55
8.	222.231.42.196_Mozilla/5.0 (compatible; MSIE or Firefox mutant; not on Windows server; +http://ws.daum.net/aboutWebSearch.html) Daumoa/2.0	52	0.30%	63
9.	211.233.79.182_Mozilla/5.0 (compatible; MSIE or Firefox mutant; not on Windows server; +http://ws.daum.net/aboutWebSearch.html) Daumoa/2.0	51	0.29%	65
10.	211.233.79.177_Mozilla/5.0 (compatible; MSIE or Firefox mutant; not on Windows server; +http://ws.daum.net/aboutWebSearch.html) Daumoa/2.0	51	0.29%	61
11.	222.231.42.186_Mozilla/5.0 (compatible; MSIE or Firefox mutant; not on Windows server; +http://ws.daum.net/aboutWebSearch.html) Daumoa/2.0	50	0.29%	56
12.	211.233.79.180_Mozilla/5.0 (compatible; MSIE or Firefox mutant; not on Windows server; +http://ws.daum.net/aboutWebSearch.html) Daumoa/2.0	49	0.28%	54

	Visitor	Visits	% Visits	Hits
■ 13.	211.233.79.176_Mozilla/5.0 (compatible; MSIE or Firefox mutant; not on Windows server; +http://ws.daum.net/aboutWebSearch.html) Daumoa/2.0	49	0.28%	55
■ 14.	222.231.42.198_Mozilla/5.0 (compatible; MSIE or Firefox mutant; not on Windows server; +http://ws.daum.net/aboutWebSearch.html) Daumoa/2.0	48	0.28%	54
■ 15.	natcrawlbloc02.net.s1.fti.net_Mozilla/5.0 (Windows; U; Windows NT 5.1; fr; rv:1.8.1) VoilaBot BETA 1.2 (support.voilabot@orange-ftgroup.com)	48	0.28%	54
■ 16.	211.233.79.170_Mozilla/5.0 (compatible; MSIE or Firefox mutant; not on Windows server; +http://ws.daum.net/aboutWebSearch.html) Daumoa/2.0	47	0.27%	62
■ 17.	222.231.42.185_Mozilla/5.0 (compatible; MSIE or Firefox mutant; not on Windows server; +http://ws.daum.net/aboutWebSearch.html) Daumoa/2.0	47	0.27%	55
■ 18.	222.231.42.184_Mozilla/5.0 (compatible; MSIE or Firefox mutant; not on Windows server; +http://ws.daum.net/aboutWebSearch.html) Daumoa/2.0	47	0.27%	56
■ 19.	222.231.42.187_Mozilla/5.0 (compatible; MSIE or Firefox mutant; not on Windows server; +http://ws.daum.net/aboutWebSearch.html) Daumoa/2.0	46	0.27%	52
■ 20.	211.233.79.179_Mozilla/5.0 (compatible; MSIE or Firefox mutant; not on Windows server; +http://ws.daum.net/aboutWebSearch.html) Daumoa/2.0	46	0.27%	60
■ 21.	222.231.42.204_Mozilla/5.0 (compatible; MSIE or Firefox mutant; not on Windows server; +http://ws.daum.net/aboutWebSearch.html) Daumoa/2.0	46	0.27%	59
■ 22.	natcrawlbloc04.net.s1.fti.net_Mozilla/5.0 (Windows; U; Windows NT 5.1; fr; rv:1.8.1) VoilaBot BETA 1.2 (support.voilabot@orange-ftgroup.com)	46	0.27%	48

	Visitor	Visits	% Visits	Hits
23.	211.233.79.178_Mozilla/5.0 (compatible; MSIE or Firefox mutant; not on Windows server; +http://ws.daum.net/aboutWebSearch.html) Daumoa/2.0	44	0.25%	47
24.	222.231.42.192_Mozilla/5.0 (compatible; MSIE or Firefox mutant; not on Windows server; +http://ws.daum.net/aboutWebSearch.html) Daumoa/2.0	44	0.25%	65
25.	211.233.79.167_Mozilla/5.0 (compatible; MSIE or Firefox mutant; not on Windows server; +http://ws.daum.net/aboutWebSearch.html) Daumoa/2.0	44	0.25%	49
26.	222.231.42.191_Mozilla/5.0 (compatible; MSIE or Firefox mutant; not on Windows server; +http://ws.daum.net/aboutWebSearch.html) Daumoa/2.0	43	0.25%	49
27.	161.80.46.126_Mozilla/4.0 (compatible; MSIE 7.0; Windows NT 5.1; InfoPath.1; .NET CLR 1.1.4322; .NET CLR 2.0.50727)	43	0.25%	647
28.	222.231.42.202_Mozilla/5.0 (compatible; MSIE or Firefox mutant; not on Windows server; +http://ws.daum.net/aboutWebSearch.html) Daumoa/2.0	43	0.25%	52
29.	211.233.79.168_Mozilla/5.0 (compatible; MSIE or Firefox mutant; not on Windows server; +http://ws.daum.net/aboutWebSearch.html) Daumoa/2.0	43	0.25%	49
30.	211.233.79.174_Mozilla/5.0 (compatible; MSIE or Firefox mutant; not on Windows server; +http://ws.daum.net/aboutWebSearch.html) Daumoa/2.0	42	0.24%	43
31.	222.231.42.199_Mozilla/5.0 (compatible; MSIE or Firefox mutant; not on Windows server; +http://ws.daum.net/aboutWebSearch.html) Daumoa/2.0	42	0.24%	52
32.	222.231.42.193_Mozilla/5.0 (compatible; MSIE or Firefox mutant; not on Windows server; +http://ws.daum.net/aboutWebSearch.html) Daumoa/2.0	42	0.24%	46

	Visitor	Visits	% Visits	Hits
33.	222.231.42.201_Mozilla/5.0 (compatible; MSIE or Firefox mutant; not on Windows server; +http://ws.daum.net/aboutWebSearch.html) Daumoa/2.0	42	0.24%	54
34.	211.233.79.183_Mozilla/5.0 (compatible; MSIE or Firefox mutant; not on Windows server; +http://ws.daum.net/aboutWebSearch.html) Daumoa/2.0	42	0.24%	48
35.	natcrawlbloc05.net.m1.fti.net_Mozilla/5.0 (Windows; U; Windows NT 5.1; fr; rv:1.8.1) VoilaBot BETA 1.2 (support.voilabot@orange-ftgroup.com)	41	0.24%	43
36.	211.233.79.172_Mozilla/5.0 (compatible; MSIE or Firefox mutant; not on Windows server; +http://ws.daum.net/aboutWebSearch.html) Daumoa/2.0	41	0.24%	48
37.	211.233.79.181_Mozilla/5.0 (compatible; MSIE or Firefox mutant; not on Windows server; +http://ws.daum.net/aboutWebSearch.html) Daumoa/2.0	41	0.24%	47
38.	natcrawlbloc03.net.m1.fti.net_Mozilla/5.0 (Windows; U; Windows NT 5.1; fr; rv:1.8.1) VoilaBot BETA 1.2 (support.voilabot@orange-ftgroup.com)	41	0.24%	43
39.	222.231.42.194_Mozilla/5.0 (compatible; MSIE or Firefox mutant; not on Windows server; +http://ws.daum.net/aboutWebSearch.html) Daumoa/2.0	40	0.23%	48
40.	222.231.42.197_Mozilla/5.0 (compatible; MSIE or Firefox mutant; not on Windows server; +http://ws.daum.net/aboutWebSearch.html) Daumoa/2.0	40	0.23%	48
41.	211.233.79.165_Mozilla/5.0 (compatible; MSIE or Firefox mutant; not on Windows server; +http://ws.daum.net/aboutWebSearch.html) Daumoa/2.0	39	0.23%	50
42.	211.233.79.171_Mozilla/5.0 (compatible; MSIE or Firefox mutant; not on Windows server; +http://ws.daum.net/aboutWebSearch.html) Daumoa/2.0	38	0.22%	43
43.	natcrawlbloc01.net.m1.fti.net_Mozilla/5.0 (Windows; U; Windows NT 5.1; fr; rv:1.8.1) VoilaBot BETA 1.2 (support.voilabot@orange-ftgroup.com)	37	0.21%	38

	Visitor	Visits	% Visits	Hits
■ 44.	222.231.42.190_Mozilla/5.0 (compatible; MSIE or Firefox mutant; not on Windows server; +http://ws.daum.net/aboutWebSearch.html) Daumoa/2.0	37	0.21%	44
■ 45.	pool-96-229-225-233.lsanca.fios.verizon.net_Mozilla/4.0 (compatible; GoogleToolbar 5.0.2124.6042; Windows XP 5.1; MSIE 8.0.6001.18702)	35	0.20%	82
■ 46.	116.125.140.7_Mozilla/5.0 (compatible; MSIE or Firefox mutant; not on Windows server; +http://ws.daum.net/aboutWebSearch.html) Daumoa/2.0	35	0.20%	42
■ 47.	116.125.141.6_Mozilla/5.0 (compatible; MSIE or Firefox mutant; not on Windows server; +http://ws.daum.net/aboutWebSearch.html) Daumoa/2.0	35	0.20%	40
■ 48.	natcrawlbloc05-35.net.m1.fti.net_Mozilla/5.0 (Windows; U; Windows NT 5.1; fr; rv:1.8.1) VoilaBot BETA 1.2 (support.voilabot@orange-ftgroup.com)	34	0.20%	37
■ 49.	116.125.140.16_Mozilla/5.0 (compatible; MSIE or Firefox mutant; not on Windows server; +http://ws.daum.net/aboutWebSearch.html) Daumoa/2.0	33	0.19%	40
■ 50.	211.233.79.190_Mozilla/5.0 (compatible; MSIE or Firefox mutant; not on Windows server; +http://ws.daum.net/aboutWebSearch.html) Daumoa/2.0	32	0.18%	39
■ 51.	116.125.140.17_Mozilla/5.0 (compatible; MSIE or Firefox mutant; not on Windows server; +http://ws.daum.net/aboutWebSearch.html) Daumoa/2.0	31	0.18%	40
■ 52.	116.125.140.19_Mozilla/5.0 (compatible; MSIE or Firefox mutant; not on Windows server; +http://ws.daum.net/aboutWebSearch.html) Daumoa/2.0	31	0.18%	39
■ 53.	116.125.142.145_Mozilla/5.0 (compatible; MSIE or Firefox mutant; not on Windows server; +http://ws.daum.net/aboutWebSearch.html) Daumoa/2.0	30	0.17%	7,908
■ 54.	116.125.140.2_Mozilla/5.0 (compatible; MSIE or Firefox mutant; not on Windows server; +http://ws.daum.net/aboutWebSearch.html) Daumoa/2.0	30	0.17%	36

	Visitor	Visits	% Visits	Hits
55.	ns203698.ovh.net_Mozilla/5.0 (Windows; U; Windows NT 5.1; fr; rv:1.8) Gecko/20051111 Firefox/1.5	29	0.17%	832
56.	65.50.0.4_Mozilla/4.0 (compatible; GoogleToolbar 5.0.2124.2070; Windows XP 5.1; MSIE 7.0.5730.13)	28	0.16%	56
57.	116.125.141.3_Mozilla/5.0 (compatible; MSIE or Firefox mutant; not on Windows server; +http://ws.daum.net/aboutWebSearch.html) Daumoa/2.0	28	0.16%	31
58.	116.125.140.13_Mozilla/5.0 (compatible; MSIE or Firefox mutant; not on Windows server; +http://ws.daum.net/aboutWebSearch.html) Daumoa/2.0	28	0.16%	30
59.	222.231.42.189_Mozilla/5.0 (compatible; MSIE or Firefox mutant; not on Windows server; +http://ws.daum.net/aboutWebSearch.html) Daumoa/2.0	27	0.16%	29
60.	222.231.42.195_Mozilla/5.0 (compatible; MSIE or Firefox mutant; not on Windows server; +http://ws.daum.net/aboutWebSearch.html) Daumoa/2.0	27	0.16%	30
61.	116.125.140.14_Mozilla/5.0 (compatible; MSIE or Firefox mutant; not on Windows server; +http://ws.daum.net/aboutWebSearch.html) Daumoa/2.0	26	0.15%	29
62.	116.125.140.5_Mozilla/5.0 (compatible; MSIE or Firefox mutant; not on Windows server; +http://ws.daum.net/aboutWebSearch.html) Daumoa/2.0	26	0.15%	30
63.	116.125.140.15_Mozilla/5.0 (compatible; MSIE or Firefox mutant; not on Windows server; +http://ws.daum.net/aboutWebSearch.html) Daumoa/2.0	25	0.14%	31
64.	116.125.141.5_Mozilla/5.0 (compatible; MSIE or Firefox mutant; not on Windows server; +http://ws.daum.net/aboutWebSearch.html) Daumoa/2.0	25	0.14%	29
65.	116.125.141.7_Mozilla/5.0 (compatible; MSIE or Firefox mutant; not on Windows server; +http://ws.daum.net/aboutWebSearch.html) Daumoa/2.0	25	0.14%	40

	Visitor	Visits	% Visits	Hits
66.	pool-70-16-173-41.hag.east.verizon.net_Mozilla/4.0 (compatible; GoogleToolbar 5.0.2124.4372; Windows XP 5.1; MSIE 7.0.5730.13)	25	0.14%	37
67.	116.125.140.11_Mozilla/5.0 (compatible; MSIE or Firefox mutant; not on Windows server; +http://ws.daum.net/aboutWebSearch.html) Daumoa/2.0	25	0.14%	30
68.	116.125.140.6_Mozilla/5.0 (compatible; MSIE or Firefox mutant; not on Windows server; +http://ws.daum.net/aboutWebSearch.html) Daumoa/2.0	25	0.14%	27
69.	116.125.140.9_Mozilla/5.0 (compatible; MSIE or Firefox mutant; not on Windows server; +http://ws.daum.net/aboutWebSearch.html) Daumoa/2.0	25	0.14%	28
70.	116.125.140.8_Mozilla/5.0 (compatible; MSIE or Firefox mutant; not on Windows server; +http://ws.daum.net/aboutWebSearch.html) Daumoa/2.0	25	0.14%	34
71.	116.125.140.18_Mozilla/5.0 (compatible; MSIE or Firefox mutant; not on Windows server; +http://ws.daum.net/aboutWebSearch.html) Daumoa/2.0	24	0.14%	26
72.	116.125.140.12_Mozilla/5.0 (compatible; MSIE or Firefox mutant; not on Windows server; +http://ws.daum.net/aboutWebSearch.html) Daumoa/2.0	24	0.14%	25
73.	116.125.140.3_Mozilla/5.0 (compatible; MSIE or Firefox mutant; not on Windows server; +http://ws.daum.net/aboutWebSearch.html) Daumoa/2.0	24	0.14%	29
74.	161.80.46.226_Mozilla/4.0 (compatible; MSIE 7.0; Windows NT 5.1; GTB5; InfoPath.1; .NET CLR 1.1.4322; .NET CLR 2.0.50727)	23	0.13%	542
75.	listserv.arb.ca.gov_Mozilla/4.08 [en] (Win98; U ;Nav)	22	0.13%	22
76.	116.125.141.4_Mozilla/5.0 (compatible; MSIE or Firefox mutant; not on Windows server; +http://ws.daum.net/aboutWebSearch.html) Daumoa/2.0	22	0.13%	27

	Visitor	Visits	% Visits	Hits
77.	116.125.140.4_Mozilla/5.0 (compatible; MSIE or Firefox mutant; not on Windows server; +http://ws.daum.net/aboutWebSearch.html) Daumoa/2.0	22	0.13%	26
78.	natcrawlbloc02-13.net.s1.fti.net_Mozilla/5.0 (Windows; U; Windows NT 5.1; fr; rv:1.8.1) VoilaBot BETA 1.2 (support.voilabot@orange-ftgroup.com)	21	0.12%	24
79.	116.125.140.10_Mozilla/5.0 (compatible; MSIE or Firefox mutant; not on Windows server; +http://ws.daum.net/aboutWebSearch.html) Daumoa/2.0	21	0.12%	26
80.	natcrawlbloc01-30.net.m1.fti.net_Mozilla/5.0 (Windows; U; Windows NT 5.1; fr; rv:1.8.1) VoilaBot BETA 1.2 (support.voilabot@orange-ftgroup.com)	20	0.12%	20
81.	crawler5006.ask.com_Mozilla/5.0 (compatible; Ask Jeeves/Teoma; +http://about.ask.com/en/docs/about/webmasters.shtml)	20	0.12%	21
82.	laycat.com_Mozilla/4.0 (compatible; MSIE 6.0; Windows NT 5.1)	19	0.11%	106
83.	116.125.141.2_Mozilla/5.0 (compatible; MSIE or Firefox mutant; not on Windows server; +http://ws.daum.net/aboutWebSearch.html) Daumoa/2.0	19	0.11%	21
84.	dsl092-131-126.chi1.dsl.speakeasy.net_Mozilla/4.0 (compatible; MSIE 6.0; Windows 98) Web Link Validator 5.0	19	0.11%	76
85.	natcrawlbloc05-36.net.m1.fti.net_Mozilla/5.0 (Windows; U; Windows NT 5.1; fr; rv:1.8.1) VoilaBot BETA 1.2 (support.voilabot@orange-ftgroup.com)	19	0.11%	19
86.	pool-96-240-48-206.lsanca.fios.verizon.net_Mozilla/4.0 (compatible; GoogleToolbar 5.0.2124.6042; Windows XP 5.1; MSIE 7.0.5730.13)	18	0.10%	27
87.	net-gw4.oecd.org_OECD.org Verify Broken Links Service	18	0.10%	972
88.	natcrawlbloc03-33.net.m1.fti.net_Mozilla/5.0 (Windows; U; Windows NT 5.1; fr; rv:1.8.1) VoilaBot BETA 1.2 (support.voilabot@orange-ftgroup.com)	18	0.10%	19
89.	161.80.46.198_Mozilla/4.0 (compatible; MSIE 7.0; Windows NT 5.1; InfoPath.1; .NET CLR 1.1.4322; .NET CLR 2.0.50727)	18	0.10%	77
90.	161.80.46.217_Mozilla/4.0 (compatible; MSIE 7.0; Windows NT 5.1; InfoPath.1; .NET CLR 1.1.4322; .NET CLR 2.0.50727)	17	0.10%	150

	Visitor	Visits	% Visits	Hits
91.	tx-71-52-82-43.dhcp.embarqhsd.net_Mozilla/4.0 (compatible; GoogleToolbar 5.0.2124.6042; Windows XP 5.1; MSIE 7.0.5730.11)	17	0.10%	34
92.	134.67.99.231_Mozilla/4.0 (compatible; MSIE 6.0; Windows NT 5.1; maxamine.com-robot)	16	0.09%	296
93.	202.120.44.11_Mozilla/4.0 (compatible; MSIE 6.0; Windows NT 5.1; SV1; .NET CLR 1.1.4322; CIBA)	16	0.09%	1,253
94.	natcrawlbloc01-31.net.m1.fti.net_Mozilla/5.0 (Windows; U; Windows NT 5.1; fr; rv:1.8.1) VoilaBot BETA 1.2 (support.voilabot@orange-ftgroup.com)	16	0.09%	16
95.	natcrawlbloc04-14.net.s1.fti.net_Mozilla/5.0 (Windows; U; Windows NT 5.1; fr; rv:1.8.1) VoilaBot BETA 1.2 (support.voilabot@orange-ftgroup.com)	15	0.09%	15
96.	219.229.184.63_Mozilla/5.0 (Windows; U; Windows NT 5.1; en-US; rv:1.8.1.12) Gecko/20080219 Firefox/2.0.0.12 Navigator/9.0.0.6	14	0.08%	14
97.	77.243.225.62_Mozilla/4.0 (compatible; MSIE 6.0; Windows NT 5.1; SV1)	13	0.08%	13
98.	rg34.riverglassinc.com_Jakarta Commons-HttpClient/3.0.1	13	0.08%	15
99.	161.80.46.218_Mozilla/4.0 (compatible; MSIE 7.0; Windows NT 5.1; InfoPath.1; .NET CLR 1.1.4322; .NET CLR 2.0.50727)	13	0.08%	122
100.	paxar.rad1.global-bd.net_Mozilla/4.0 (compatible; MSIE 5.5; Windows NT 5.0)	13	0.08%	25
101.	natcrawlbloc05-37.net.m1.fti.net_Mozilla/5.0 (Windows; U; Windows NT 5.1; fr; rv:1.8.1) VoilaBot BETA 1.2 (support.voilabot@orange-ftgroup.com)	12	0.07%	12
102.	c-67-184-52-156.hsd1.il.comcast.net_Mozilla/4.0 (compatible; GoogleToolbar 5.0.2124.6042; Windows 6.0; MSIE 7.0.6001.18000)	11	0.06%	21
103.	bzq-84-109-43-154.red.bezeqint.net_Mozilla/4.0 (compatible; MSIE 6.0; Windows NT 5.1)	11	0.06%	11
104.	bzq-84-109-43-54.red.bezeqint.net_Mozilla/4.0 (compatible; MSIE 6.0; Windows NT 5.1)	11	0.06%	12
105.	210.48.222.5_Mozilla/4.0 (compatible; MSIE 5.5; Windows 98)	11	0.06%	32
106.	cache2.cdc.gov_Mozilla/4.0 (compatible; MSIE 7.0; Windows NT 5.1; .NET CLR 1.1.4322; .NET CLR 2.0.50727; InfoPath.1; MS-RTC LM 8; .NET CLR 3.0.4506.2152; .NET CLR 3.5.30729)	11	0.06%	25

	Visitor	Visits	% Visits	Hits
107.	161.80.46.81_Mozilla/4.0 (compatible; MSIE 7.0; Windows NT 5.1; InfoPath.1; .NET CLR 1.1.4322; .NET CLR 2.0.50727)	10	0.06%	56
108.	h96-61-65-2.hmpdme.dsl.dynamic.tds.net_Mozilla/4.0 (compatible; GoogleToolbar 5.0.2124.6042; Windows XP 5.1; MSIE 7.0.5730.11)	10	0.06%	20
109.	161.80.121.46_Mozilla/4.0 (compatible; MSIE 7.0; Windows NT 5.1; InfoPath.1; .NET CLR 1.1.4322; .NET CLR 2.0.50727)	10	0.06%	205
110.	net-gw2.oecd.org_OECD.org Verify Broken Links Service	10	0.06%	540
111.	161.80.46.135_Mozilla/4.0 (compatible; MSIE 7.0; Windows NT 5.1; InfoPath.1; .NET CLR 1.1.4322; .NET CLR 2.0.50727)	10	0.06%	39
112.	natcrawlbloc03-34.net.m1.fti.net_Mozilla/5.0 (Windows; U; Windows NT 5.1; fr; rv:1.8.1) VoilaBot BETA 1.2 (support.voilabot@orange-ftgroup.com)	10	0.06%	10
113.	bzq-84-109-38-150.red.bezeqint.net_Mozilla/4.0 (compatible; MSIE 6.0; Windows NT 5.1)	9	0.05%	10
114.	134.67.2.137_Mozilla/4.0 (compatible; MSIE 7.0; Windows NT 5.1; GTB5; InfoPath.1; .NET CLR 1.1.4322; .NET CLR 2.0.50727; .NET CLR 3.0.04506.30; .NET CLR 3.0.04506.648; .NET CLR 3.0.4506.2152; .NET CLR 3.5.30729)	9	0.05%	99
115.	161.80.46.76_Mozilla/4.0 (compatible; MSIE 7.0; Windows NT 5.1; InfoPath.1; .NET CLR 1.1.4322; .NET CLR 2.0.50727)	9	0.05%	77
116.	116.125.142.199_Mozilla/5.0 (compatible; MSIE or Firefox mutant; not on Windows server; +http://ws.daum.net/aboutWebSearch.html) Daumoa/2.0	9	0.05%	1,284
117.	host114.csa.com_DeadLinkCheck/0.4.0 libwww-perl/5.808	8	0.05%	9
118.	kyklo.com_Mozilla/4.0 (compatible; MSIE 6.0; Windows NT 5.1)	8	0.05%	35
119.	earth2.epa.gov_Verity-URL-Gateway/2.4	8	0.05%	1,718
120.	sd-16074.dedibox.fr_Mozilla/4.0 (compatible; MSIE 6.0; Windows NT 5.1)	8	0.05%	116
121.	natcrawlbloc01-29.net.m1.fti.net_Mozilla/5.0 (Windows; U; Windows NT 5.1; fr; rv:1.8.1) VoilaBot BETA 1.2 (support.voilabot@orange-ftgroup.com)	8	0.05%	9
122.	121.254.250.64_Mozilla/5.0 (compatible; MSIE or Firefox mutant; not on Windows server; +http://ws.daum.net/aboutWebSearch.html) Daumoa/2.0	8	0.05%	9

	Visitor	Visits	% Visits	Hits
123.	dsl081-110-085.den1.dsl.speakeasy.net_Mozilla/5.0 (Windows; U; Windows NT 5.1; en-US; rv:1.9.0.4) Gecko/2008102920 Firefox/3.0.4	8	0.05%	28
124.	h105.238.131.174.dynamic.ip.windstream.net_Mozilla/4.0 (compatible; MSIE 6.0; Windows NT 5.1; SV1; .NET CLR 2.0.50727; .NET CLR 1.1.4322; InfoPath.1; Zango 10.1.181.0)	7	0.04%	33
125.	85.255.218.180_Mozilla/4.0 (compatible; MSIE 6.0; Windows NT 5.1; SV1)	7	0.04%	7
126.	c-98-204-122-24.hsd1.va.comcast.net_Mozilla/4.0 (compatible; GoogleToolbar 5.0.2124.6042; Windows 6.0; MSIE 7.0.6001.18000)	7	0.04%	7
127.	218.107.132.124_larbin_2.6.3 gqnmngsp@ruc.edu.cn	7	0.04%	84
128.	161.80.46.201_Mozilla/4.0 (compatible; MSIE 7.0; Windows NT 5.1; InfoPath.1; .NET CLR 1.1.4322; .NET CLR 2.0.50727)	7	0.04%	48
129.	204.47.165.206_Mozilla/4.0 (compatible; MSIE 6.0; Windows NT 5.1; SV1; GTB5; .NET CLR 1.1.4322; .NET CLR 2.0.50727; InfoPath.1; .NET CLR 3.0.04506.30)	7	0.04%	12
130.	207.67.117.178_larbin_2.6.3 larbin2.6.3@unspecified.mail	7	0.04%	41
131.	161.80.46.254_Mozilla/4.0 (compatible; MSIE 7.0; Windows NT 5.1; InfoPath.1; .NET CLR 1.1.4322; .NET CLR 2.0.50727)	7	0.04%	67
132.	204.46.139.38_Mozilla/4.0 (compatible; MSIE 7.0; Windows NT 5.1; .NET CLR 1.1.4322; InfoPath.1; .NET CLR 2.0.50727; .NET CLR 3.0.04506.30)	7	0.04%	14
133.	161.80.46.249_Mozilla/4.0 (compatible; MSIE 7.0; Windows NT 5.1; InfoPath.1; .NET CLR 1.1.4322; .NET CLR 2.0.50727)	7	0.04%	103
134.	161.80.46.162_Mozilla/5.0 (Windows; U; Windows NT 5.1; en-US; rv:1.9.0.7) Gecko/2009021910 Firefox/3.0.7	7	0.04%	49
135.	h69-131-109-173.hmpdme.dsl.dynamic.tds.net_Mozilla/4.0 (compatible; GoogleToolbar 5.0.2124.6042; Windows XP 5.1; MSIE 7.0.5730.11)	7	0.04%	16
136.	161.80.46.228_Mozilla/4.0 (compatible; MSIE 7.0; Windows NT 5.1; InfoPath.1; .NET CLR 1.1.4322; .NET CLR 2.0.50727)	7	0.04%	29
137.	116.125.141.14_Mozilla/5.0 (compatible; MSIE or Firefox mutant; not on Windows server; +http://ws.daum.net/aboutWebSearch.html) Daumoa/2.0	7	0.04%	8
138.	c-68-47-210-74.hsd1.tn.comcast.net_Mozilla/4.0 (compatible; MSIE 7.0; Windows NT 5.1; Comcast Install 1.0; .NET CLR 1.1.4322)	7	0.04%	17

	Visitor	Visits	% Visits	Hits
139.	host228.deq.state.or.us_No Agent	6	0.03%	42
140.	121.254.193.165_Mozilla/5.0 (compatible; MSIE or Firefox mutant; not on Windows server; +http://ws.daum.net/aboutWebSearch.html) Daumoa/2.0	6	0.03%	6
141.	161.80.46.138_Mozilla/4.0 (compatible; MSIE 7.0; Windows NT 5.1; InfoPath.1; .NET CLR 1.1.4322; .NET CLR 2.0.50727)	6	0.03%	33
142.	gwmapaq250.agr.gouv.qc.ca_Mozilla/4.0 (compatible; MSIE 6.0; Windows NT 5.1; SV1; .NET CLR 1.1.4322; .NET CLR 2.0.50727)	6	0.03%	32
143.	gage07.med.utoronto.ca_Mozilla/4.0 (compatible; MSIE 6.0; Windows NT 5.1; SV1; GTB5)	6	0.03%	15
144.	h96-61-65-237.hmpdme.dsl.dynamic.tds.net_Mozilla/4.0 (compatible; GoogleToolbar 5.0.2124.6042; Windows XP 5.1; MSIE 7.0.5730.11)	6	0.03%	14
145.	159.226.240.6_Mozilla/5.0 (Windows; U; Windows NT 5.1; zh-CN; rv:1.8.1.20) Gecko/20081217 Firefox/2.0.0.20	6	0.03%	35
146.	161.80.46.157_Mozilla/4.0 (compatible; MSIE 7.0; Windows NT 5.1; InfoPath.1; .NET CLR 1.1.4322; .NET CLR 2.0.50727)	6	0.03%	49
147.	pool-173-48-147-98.bstnma.fios.verizon.net_Mozilla/4.0 (compatible; MSIE 7.0; Windows NT 6.0; WOW64; SLCC1; .NET CLR 2.0.50727; Media Center PC 5.0; .NET CLR 3.5.21022; .NET CLR 3.5.30729; .NET CLR 3.0.30618)	6	0.03%	11
148.	nc-67-76-36-9.dyn.embarqhsd.net_Mozilla/4.0 (compatible; GoogleToolbar 5.0.2124.6042; Windows XP 5.1; MSIE 7.0.5730.11)	6	0.03%	12
149.	generic.brgm.fr_Mozilla/5.0 (Windows; U; Windows NT 5.1; fr; rv:1.8.1.7) Gecko/20070914 (CK-BRGM) Firefox/2.0.0.7	6	0.03%	9
150.	204.47.121.104_Mozilla/4.0 (compatible; MSIE 6.0; Windows NT 5.1; SV1; .NET CLR 1.1.4322)	6	0.03%	43
151.	161.80.46.71_Mozilla/4.0 (compatible; MSIE 7.0; Windows NT 5.1; InfoPath.1; .NET CLR 1.1.4322; .NET CLR 2.0.50727)	6	0.03%	42
152.	205.172.107.75_Mozilla/4.0 (compatible; MSIE 6.0; Windows NT 5.1; SV1; PADEP; .NET CLR 1.1.4322; .NET CLR 2.0.50727)	6	0.03%	10
153.	121.254.250.63_Mozilla/5.0 (compatible; MSIE or Firefox mutant; not on Windows server; +http://ws.daum.net/aboutWebSearch.html) Daumoa/2.0	6	0.03%	6

	Visitor	Visits	% Visits	Hits
154.	64.135.12.78_Mozilla/5.0 (Windows; U; Windows NT 6.0; en-US) AppleWebKit/525.19 (KHTML, like Gecko) Chrome/1.0.154.48 Safari/525.19	6	0.03%	180
155.	192.150.143.20_Mozilla/4.0 (compatible; MSIE 6.0; Windows NT 5.1; SV1; .NET CLR 1.1.4322; .NET CLR 2.0.50727)	6	0.03%	30
156.	24-119-18-22.cpe.cableone.net_Mozilla/4.0 (compatible; MSIE 8.0; Windows NT 5.1; Trident/4.0; Mozilla/4.0 (compatible; MSIE 6.0; Windows NT 5.1; SV1) ; .NET CLR 1.0.3705; .NET CLR 1.1.4322; Media Center PC 4.0; Zango 10.3.75.0)	6	0.03%	69
157.	24-196-54-98.static.stcd.mn.charter.com_Mozilla/4.0 (compatible; MSIE 5.5; Windows NT 5.0)	5	0.03%	5
158.	ip68-100-54-124.dc.dc.cox.net_Mozilla/4.0 (compatible; GoogleToolbar 5.0.2124.6042; Windows 6.0; MSIE 7.0.6001.18000)	5	0.03%	5
159.	69.28.157.79_PSITEC - Department of Homeland Security www.dhs.gov	5	0.03%	10
160.	p3nlh092.shr.prod.phx3.secureserver.net_WordPress/2.7.1	5	0.03%	56
161.	134.67.2.157_Mozilla/4.0 (compatible; MSIE 6.0; Windows NT 5.1; SV1; InfoPath.1; .NET CLR 1.1.4322; .NET CLR 2.0.50727; .NET CLR 3.0.04506.648; .NET CLR 3.5.21022; .NET CLR 3.0.4506.2152; .NET CLR 3.5.30729; MS-RTC LM 8)	5	0.03%	20
162.	161.80.87.166_Mozilla/5.0 (Windows; U; Windows NT 5.1; en-US; rv:1.9.0.5) Gecko/2008120122 Firefox/3.0.5	5	0.03%	11
163.	c-98-234-231-196.hsd1.ca.comcast.net_Mozilla/5.0 (Macintosh; U; Intel Mac OS X 10_4_11; en) AppleWebKit/525.27.1 (KHTML, like Gecko) Version/3.2.1 Safari/525.27.1	5	0.03%	6
164.	144.177.70.5_Mozilla/4.0 (compatible; MSIE 6.0; Windows NT 5.1; SV1; InfoPath.1; .NET CLR 1.1.4322; .NET CLR 2.0.50727; .NET CLR 3.0.4506.2152; .NET CLR 3.5.30729)	5	0.03%	9
165.	oldnitrox.webmotive.net_LinkChecker (http://www.transgen.de/)	5	0.03%	5
166.	madison.vdh.state.va.us_Mozilla/4.0 (compatible; MSIE 6.0; Windows NT 5.1; SV1; .NET CLR 1.1.4322; InfoPath.1; .NET CLR 2.0.50727; .NET CLR 3.0.04506.30)	5	0.03%	15
167.	c-24-34-83-34.hsd1.ma.comcast.net_Mozilla/5.0 (Windows; U; Windows NT 6.0; en-US; rv:1.9.0.7) Gecko/2009021910 Firefox/3.0.7	5	0.03%	32

	Visitor	Visits	% Visits	Hits
168.	87-198-133-90.ptr.magnet.ie_Mozilla/5.0 (Windows; U; Windows NT 6.0; en-US; rv:1.9.0.7) Gecko/2009021910 Firefox/3.0.7 (.NET CLR 3.5.30729)	5	0.03%	7
169.	121.254.193.168_Mozilla/5.0 (compatible; MSIE or Firefox mutant; not on Windows server; +http://ws.daum.net/aboutWebSearch.html) Daumoa/2.0	5	0.03%	5
170.	cache-los-ac07.proxy.aol.com_Mozilla/4.0 (compatible; MSIE 7.0; AOL 9.0; Windows NT 6.0; SU 3.011; GTB5; SLCC1; .NET CLR 2.0.50727; Media Center PC 5.0; .NET CLR 3.0.04506)	5	0.03%	8
171.	static-71-102-252-210.snloc.dslnet.com_Mozilla/5.0 (compatible; Googlebot/2.1; http://www.google.com/bot.html)	5	0.03%	11
172.	164.125.128.27_Mozilla/4.0 (compatible; MSIE 6.0; Windows NT 5.1; SV1; InfoPath.2)	5	0.03%	10
173.	75-130-62-26.static.kgpt.tn.charter.com_Mozilla/5.0 (compatible; Googlebot/2.1; http://www.google.com/bot.html)	5	0.03%	5
174.	69.28.157.79_Mozilla/4.0 (compatible; MSIE 4.0; Win32)	5	0.03%	5
175.	68.177.109.8_Mozilla/4.0 (compatible; MSIE 6.0; Windows NT 5.1; SV1; .NET CLR 1.1.4322; .NET CLR 2.0.50727; InfoPath.2)	5	0.03%	12
176.	12.26.45.130_Mozilla/4.0 (compatible; Check&Get 3.3; Windows NT)	5	0.03%	5
177.	tanager.ucop.edu_Mozilla/5.0 (compatible; heritrix/1.14.1 +http://www.cdlib.org/)	5	0.03%	12
178.	cpe-76-95-240-45.socal.res.rr.com_Mozilla/4.0 (compatible; GoogleToolbar 5.0.2124.6042; Windows XP 5.1; MSIE 7.0.5730.13)	5	0.03%	24
179.	p185x201.tceq.state.tx.us_Mozilla/4.0 (compatible; MSIE 7.0; Windows NT 5.1; .NET CLR 1.1.4322; .NET CLR 2.0.50727; .NET CLR 3.0.04506.30)	5	0.03%	8
180.	host50.deq.state.or.us_Mozilla/4.0 (compatible; MSIE 7.0; Windows NT 5.1; .NET CLR 1.1.4322; .NET CLR 2.0.50727; .NET CLR 3.0.04506.648; .NET CLR 3.5.21022; InfoPath.2)	5	0.03%	36
181.	buzz.dog.jhu.edu_Mozilla/4.0 (compatible; MSIE 6.0; Windows NT 5.1; SV1; GTB5)	4	0.02%	6
182.	ip-134-53-57-60.dhcp.muohio.edu_Mozilla/4.0 (compatible; MSIE 7.0; Windows NT 6.0; WOW64; SLCC1; .NET CLR 2.0.50727; .NET CLR 3.0.04506; Media Center PC 5.0; .NET CLR 3.5.21022; InfoPath.2)	4	0.02%	19

	Visitor	Visits	% Visits	Hits
183.	cache-dtc-aa10.proxy.aol.com_Mozilla/4.0 (compatible; MSIE 7.0; AOL 9.1; AOLBuild 4334.5003; Windows NT 6.0; SLCC1; .NET CLR 2.0.50727; Media Center PC 5.0; .NET CLR 3.0.04506)	4	0.02%	4
184.	140.147.236.205_Mozilla/4.0 (compatible; MSIE 7.0; Windows NT 5.1; .NET CLR 1.1.4322; .NET CLR 2.0.50727; InfoPath.1; .NET CLR 3.0.4506.2152; .NET CLR 3.5.30729)	4	0.02%	12
185.	194.146.110.238_Mozilla/4.0 (compatible; MSIE 6.0; Windows NT 5.1; SV1; .NET CLR 1.1.4322)	4	0.02%	21
186.	161.80.5.172_Mozilla/4.0 (compatible; MSIE 7.0; Windows NT 5.1; InfoPath.1; .NET CLR 1.1.4322; .NET CLR 2.0.50727)	4	0.02%	21
187.	121.254.193.159_Mozilla/5.0 (compatible; MSIE or Firefox mutant; not on Windows server; +http://ws.daum.net/aboutWebSearch.html) Daumoa/2.0	4	0.02%	4
188.	ws146-143.f14.nsf.gov_Mozilla/5.0 (Windows; U; Windows NT 5.1; en-US; rv:1.9.0.5) Gecko/2008120122 Firefox/3.0.5 (.NET CLR 3.5.30729)	4	0.02%	7
189.	161.80.46.199_Mozilla/4.0 (compatible; MSIE 7.0; Windows NT 5.1; InfoPath.1; .NET CLR 1.1.4322; .NET CLR 2.0.50727)	4	0.02%	36
190.	pool-173-79-50-78.washdc.fios.verizon.net_Mozilla/4.0 (compatible; MSIE 7.0; Windows NT 5.1; GTB5)	4	0.02%	13
191.	161.80.46.220_Mozilla/4.0 (compatible; MSIE 7.0; Windows NT 5.1; InfoPath.1; .NET CLR 1.1.4322; .NET CLR 2.0.50727)	4	0.02%	12
192.	adsl-76-249-31-219.dsl.klmzmi.sbcglobal.net_Mozilla/4.0 (compatible; MSIE 5.0; Windows NT; DigExt)	4	0.02%	268
193.	212-70-210-21.dyn.adsl.tee.gr_Mozilla/4.0 (compatible; MSIE 7.0; Windows NT 5.1; GTB5; InfoPath.1; .NET CLR 2.0.50727)	4	0.02%	97
194.	116.39.245.2_Mozilla/4.0 (compatible; MSIE 6.0; Windows NT 5.1; SV1; .NET CLR 1.1.4322; .NET CLR 2.0.50727)	4	0.02%	10
195.	MW-ESR1-74-83-4-115.fuse.net_Mozilla/4.0 (compatible; MSIE 6.0; Windows NT 5.1; SV1; .NET CLR 1.1.4322; .NET CLR 2.0.50727; .NET CLR 3.0.04506.30; .NET CLR 3.0.4506.2152; .NET CLR 3.5.30729; InfoPath.2)	4	0.02%	31

	Visitor	Visits	% Visits	Hits
196.	doegate-1.doe.gov_Mozilla/4.0 (compatible; MSIE 6.0; Windows NT 5.1; SV1; .NET CLR 1.1.4322; .NET CLR 2.0.50727; InfoPath.2)	4	0.02%	5
197.	144.166.176.190_Mozilla/4.0 (compatible; MSIE 7.0; Windows NT 6.0; SLCC1; .NET CLR 2.0.50727; .NET CLR 3.0.04506; .NET CLR 1.1.4322)	4	0.02%	7
198.	208.250.49.207_Mozilla/4.0 (compatible; MSIE 7.0; Windows NT 5.1; GTB5; InfoPath.2)	4	0.02%	67
199.	161.80.46.79_Mozilla/4.0 (compatible; MSIE 7.0; Windows NT 5.1; InfoPath.1; .NET CLR 1.1.4322; .NET CLR 2.0.50727)	4	0.02%	22
200.	dsl-189-159-29-9-dyn.prod-infinitum.com.mx_Mozilla/4.0 (compatible; MSIE 7.0; Windows NT 5.1; (R1 1.5); .NET CLR 1.1.4322; InfoPath.1)	4	0.02%	26
201.	121.176.131.2_Mozilla/4.0 (compatible; MSIE 6.0; Windows NT 5.1; SV1; Mozilla/4.0 (compatible; MSIE 6.0; Windows NT 5.1; SV1) ; .NET CLR 1.1.4322; .NET CLR 2.0.50727)	4	0.02%	21
202.	82-32-0-239.cable.ubr01.aztw.blueyonder.co.uk_Mozilla/4.0 (compatible; MSIE 6.0; Windows NT 5.1; SV1; GTB5)	4	0.02%	48
203.	134.163.255.26_Mozilla/4.0 (compatible; MSIE 6.0; Windows NT 5.0; .NET CLR 1.1.4322; .NET CLR 2.0.50727; MS-RTC LM 8)	4	0.02%	5
204.	207.67.117.172_larbin_2.6.3 larbin2.6.3@unspecified.mail	4	0.02%	4
205.	sbdc0810.sbdc.business.duq.edu_Mozilla/4.0 (compatible; MSIE 7.0; Windows NT 5.1; InfoPath.2; .NET CLR 1.1.4322; .NET CLR 2.0.50727; .NET CLR 3.0.04506.30; .NET CLR 3.0.04506.648)	4	0.02%	38
206.	125.128.69.77_Mozilla/4.0 (compatible; MSIE 6.0; Windows NT 5.1; SV1; InfoPath.1)	4	0.02%	4
207.	161.80.46.70_Mozilla/4.0 (compatible; MSIE 7.0; Windows NT 5.1; InfoPath.1; .NET CLR 1.1.4322; .NET CLR 2.0.50727)	4	0.02%	30
208.	208.250.49.217_Mozilla/4.0 (compatible; MSIE 7.0; Windows NT 5.1; .NET CLR 2.0.50727; .NET CLR 3.0.04506.30; InfoPath.2)	4	0.02%	574
209.	161.80.46.244_Mozilla/4.0 (compatible; MSIE 7.0; Windows NT 5.1; InfoPath.1; .NET CLR 1.1.4322; .NET CLR 2.0.50727)	4	0.02%	45

	Visitor	Visits	% Visits	Hits
210.	205.222.248.200_Mozilla/4.0 (compatible; MSIE 7.0; Windows NT 5.1; .NET CLR 1.1.4322; .NET CLR 2.0.50727; .NET CLR 3.0.04506.30; .NET CLR 3.0.04506.648; InfoPath.2)	4	0.02%	4
211.	sharepoint.foresightst.com_Mozilla/4.0 (compatible; MSIE 7.0; Windows NT 5.1; InfoPath.1)	4	0.02%	14
212.	tahiti.sfwmd.gov_Mozilla/4.0 (compatible; MSIE 6.0; Windows NT 5.1; SV1; .NET CLR 2.0.50727; InfoPath.1; .NET CLR 1.1.4322)	4	0.02%	12
213.	pool-141-152-46-217.rcmdva.btas.verizon.net_Mozilla/5.0 (Windows; U; Windows NT 5.1; en-US; rv:1.9.0.7) Gecko/2009021910 Firefox/3.0.7	4	0.02%	23
214.	naterawlbloc03-32.net.m1.fti.net_Mozilla/5.0 (Windows; U; Windows NT 5.1; fr; rv:1.8.1) VoilaBot BETA 1.2 (support.voilabot@orange-ftgroup.com)	4	0.02%	4
215.	134.67.239.19_Mozilla/4.0 (compatible; MSIE 7.0; Windows NT 5.1; InfoPath.1; .NET CLR 1.1.4322; .NET CLR 2.0.50727)	4	0.02%	28
216.	116.125.143.5_Mozilla/5.0 (compatible; MSIE or Firefox mutant; not on Windows server; +http://ws.daum.net/aboutWebSearch.html) Daumoa/2.0	4	0.02%	5
217.	121.254.193.201_Mozilla/5.0 (compatible; MSIE or Firefox mutant; not on Windows server; +http://ws.daum.net/aboutWebSearch.html) Daumoa/2.0	4	0.02%	4
218.	208.250.49.206_Mozilla/4.0 (compatible; MSIE 7.0; Windows NT 5.1; .NET CLR 2.0.50727; .NET CLR 3.0.04506.30; InfoPath.2)	4	0.02%	49
219.	perc14.coe.ad.mtu.edu_Mozilla/5.0 (Windows; U; Windows NT 5.1; en-US; rv:1.8.1.16) Gecko/20080702 Firefox/2.0.0.16 (.NET CLR 3.5.30729)	4	0.02%	7
220.	nc-67-76-39-89.dyn.embarqhsd.net_Mozilla/4.0 (compatible; GoogleToolbar 5.0.2124.6042; Windows XP 5.1; MSIE 7.0.5730.11)	4	0.02%	6
221.	c-71-203-196-224.hsd1.tn.comcast.net_Mozilla/4.0 (compatible; MSIE 7.0; Windows NT 5.1; GTB5; .NET CLR 1.1.4322; .NET CLR 2.0.50727; Creative ZENcast v1.02.12; .NET CLR 3.0.4506.2152; .NET CLR 3.5.30729)	4	0.02%	7
222.	pool-173-73-131-113.washdc.east.verizon.net_Mozilla/5.0 (Windows; U; Windows NT 6.0; ja; rv:1.9.0.7) Gecko/2009021910 Firefox/3.0.7	4	0.02%	11

	Visitor	Visits	% Visits	Hits
223.	202.168.108.145.dynamic.rev.eftel.com_Mozilla/4.0 (compatible; MSIE 4.0; Windows 95)	4	0.02%	4
224.	216.240.151.50_Mozilla/5.0 (compatible; Googlebot/2.1; http://www.google.com/bot.html)	4	0.02%	5
225.	rrcs-76-79-67-242.west.biz.rr.com_Mozilla/5.0 (compatible; Googlebot/2.1; http://www.google.com/bot.html)	4	0.02%	32
226.	136.181.195.13_Mozilla/4.0 (compatible; MSIE 6.0; Windows NT 5.1; SV1; .NET CLR 1.1.4322; .NET CLR 2.0.50727; .NET CLR 3.0.04506.30; .NET CLR 3.0.04506.648; .NET CLR 3.0.4506.2152; .NET CLR 3.5.30729)	4	0.02%	13
227.	ns203716.ovh.net_Mozilla/5.0 (Windows; U; Windows NT 5.1; fr; rv:1.8) Gecko/20051111 Firefox/1.5	4	0.02%	36
228.	121.177.22.154_Mozilla/4.0 (compatible; MSIE 6.0; Windows NT 5.1; SV1; .NET CLR 1.1.4322)	4	0.02%	12
229.	161.80.171.115_Mozilla/4.0 (compatible; MSIE 7.0; Windows NT 5.1; InfoPath.1; .NET CLR 1.1.4322; .NET CLR 2.0.50727)	4	0.02%	6
230.	222.231.50.228_Mozilla/5.0 (compatible; MSIE or Firefox mutant; not on Windows server; +http://ws.daum.net/aboutWebSearch.html) Daumoa/2.0	4	0.02%	4
231.	161.80.46.153_Mozilla/4.0 (compatible; MSIE 7.0; Windows NT 5.1; InfoPath.1; .NET CLR 1.1.4322; .NET CLR 2.0.50727)	4	0.02%	13
232.	161.80.116.111_Mozilla/5.0 (Windows; U; Windows NT 5.1; en-US; rv:1.9.0.8) Gecko/2009032609 Firefox/3.0.8	4	0.02%	8
233.	gmesfac-sw.cecn.sabo.mtu.edu_Mozilla/4.0 (compatible; MSIE 7.0; Windows NT 5.1; .NET CLR 1.1.4322; .NET CLR 2.0.50727; .NET CLR 3.0.04506.30; .NET CLR 3.0.04506.648; InfoPath.2)	4	0.02%	74
234.	eme-fcd32.eme.psu.edu_Mozilla/5.0 (Macintosh; U; Intel Mac OS X 10.5; en-US; rv:1.9.0.7) Gecko/2009021906 Firefox/3.0.7	4	0.02%	5
235.	webvpn.ben.edu_Mozilla/4.0 (compatible; MSIE 7.0; Windows NT 6.0; SLCC1; .NET CLR 2.0.50727; Media Center PC 5.0; .NET CLR 3.0.04506; CIBA; OfficeLiveConnector.1.3; OfficeLivePatch.0.0)	4	0.02%	8

	Visitor	Visits	% Visits	Hits
236.	64.251.52.54_Mozilla/4.0 (compatible; MSIE 7.0; Windows NT 5.1; MathPlayer 2.10; .NET CLR 1.1.4322; .NET CLR 2.0.50727; .NET CLR 3.0.04506.30; .NET CLR 3.0.04506.648; InfoPath.2)	4	0.02%	9
237.	161.80.46.174_Mozilla/4.0 (compatible; MSIE 7.0; Windows NT 5.1; InfoPath.1; .NET CLR 1.1.4322; .NET CLR 2.0.50727)	4	0.02%	7
238.	161.80.46.240_Mozilla/4.0 (compatible; MSIE 7.0; Windows NT 5.1; InfoPath.1; .NET CLR 1.1.4322; .NET CLR 2.0.50727)	4	0.02%	16
239.	pm1-47.ttc-cmc.net_Mozilla/4.0 (compatible; MSIE 7.0; Windows NT 5.1; .NET CLR 1.1.4322; .NET CLR 2.0.50727; .NET CLR 3.0.4506.2152; .NET CLR 3.5.30729)	4	0.02%	25
240.	205.225.207.163_Mozilla/4.0 (compatible; MSIE 7.0; Windows NT 5.1; .NET CLR 1.1.4322; InfoPath.1; .NET CLR 2.0.50727)	4	0.02%	7
241.	agathon.greenriver.org_No Agent	4	0.02%	4
242.	serverx2.ct.gov_Mozilla/4.0 (compatible; MSIE 7.0; Windows NT 5.1; .NET CLR 1.1.4322; .NET CLR 2.0.50727; .NET CLR 3.0.04506.30; .NET CLR 3.0.04506.648; InfoPath.2)	4	0.02%	7
243.	134.67.189.147_Mozilla/4.0 (compatible; MSIE 7.0; Windows NT 5.1; InfoPath.1; .NET CLR 1.1.4322; .NET CLR 2.0.50727)	4	0.02%	23
244.	adsl-76-243-219-175.dsl.bcvloh.sbcglobal.net_Mozilla/4.0 (compatible; MSIE 8.0; Windows NT 5.2; WOW64; Trident/4.0; .NET CLR 2.0.50727; .NET CLR 3.0.04506.30; .NET CLR 3.0.04506.648; .NET CLR 1.1.4322; .NET CLR 3.0.4506.2152; .NET CLR 3.5.30729)	4	0.02%	7
245.	0x573f4e0e.cpe.ge-1-1-0-1104.bynqu1.customer.tele.dk_Mozilla/4.0 (compatible; MSIE 8.0; Windows NT 6.0; Trident/4.0; SLCC1; .NET CLR 2.0.50727; .NET CLR 3.5.21022; InfoPath.2; .NET CLR 3.5.30729; OfficeLiveConnector.1.3; OfficeLivePatch.0.0; .NET CLR 3.0)	4	0.02%	8
246.	161.80.46.61_Mozilla/4.0 (compatible; MSIE 7.0; Windows NT 5.1; InfoPath.1; .NET CLR 1.1.4322; .NET CLR 2.0.50727)	4	0.02%	48
247.	134.67.2.158_Mozilla/4.0 (compatible; MSIE 6.0; Windows NT 5.1; SV1; InfoPath.1; .NET CLR 1.1.4322; .NET CLR 2.0.50727; .NET CLR 3.0.04506.648; .NET CLR 3.5.21022; .NET CLR 3.0.4506.2152; .NET CLR 3.5.30729; MS-RTC LM 8)	4	0.02%	10
248.	crawl05.exabot.com_Mozilla/5.0 (compatible; Exabot/3.0; +http://www.exabot.com/go/robot)	3	0.02%	3

	Visitor	Visits	% Visits	Hits
249.	c-98-240-87-79.hsd1.tn.comcast.net_Mozilla/4.0 (compatible; MSIE 7.0; Windows NT 5.1; InfoPath.2; .NET CLR 1.1.4322; .NET CLR 2.0.50727)	3	0.02%	21
250.	61-222-108-92.HINET-IP.hinet.net_Mozilla/4.0 (compatible; MSIE 7.0; Windows NT 5.1; GTB5; .NET CLR 1.1.4322; .NET CLR 2.0.50727)	3	0.02%	3
251.	mx66.ofm.com_Mozilla/4.0 (compatible; MSIE 7.0; Windows NT 5.1; .NET CLR 1.1.4322; .NET CLR 2.0.50727)	3	0.02%	32
252.	134.67.205.76_Mozilla/4.0 (compatible; MSIE 6.0; Windows NT 5.1; SV1; .NET CLR 1.1.4322; .NET CLR 2.0.50727; InfoPath.1)	3	0.02%	15
253.	208.250.49.236_Mozilla/4.0 (compatible; MSIE 7.0; Windows NT 5.1; .NET CLR 2.0.50727; .NET CLR 3.0.04506.30; InfoPath.2)	3	0.02%	92
254.	161.80.46.210_Mozilla/4.0 (compatible; MSIE 7.0; Windows NT 5.1; InfoPath.1; .NET CLR 1.1.4322; .NET CLR 2.0.50727)	3	0.02%	13
255.	s20-5.richfield.k12.mn.us_Mozilla/4.0 (compatible; MSIE 7.0; Windows NT 5.1; .NET CLR 2.0.50727)	3	0.02%	7
256.	63.98.227.2_Mozilla/4.0 (compatible; MSIE 6.0; Windows NT 5.1; SV1; .NET CLR 1.1.4322; .NET CLR 2.0.50727; .NET CLR 3.0.04506.30; .NET CLR 3.0.04506.648; .NET CLR 3.5.21022)	3	0.02%	5
257.	arcanine-08.dynamic.rpi.edu_Mozilla/5.0 (Windows; U; Windows NT 6.0; en-US; rv:1.9.0.6) Gecko/2009011913 Firefox/3.0.6 (.NET CLR 3.5.30729)	3	0.02%	3
258.	gswf91h.swf.usace.army.mil_Mozilla/4.0 (compatible; MSIE 7.0; Windows NT 5.1; .NET CLR 1.1.4322; .NET CLR 2.0.50727; InfoPath.1; MS-RTC LM 8)	3	0.02%	8
259.	orion.nal.usda.gov_link_checker/1.1	3	0.02%	3
260.	c-71-228-53-12.hsd1.il.comcast.net_Mozilla/4.0 (compatible; MSIE 7.0; Windows NT 5.1; GTB5; .NET CLR 1.1.4322; .NET CLR 2.0.50727; .NET CLR 3.0.04506.30; InfoPath.1; .NET CLR 3.0.04506.648)	3	0.02%	3
261.	botan34.botan.su.se_Mozilla/5.0 (Windows; U; Windows NT 5.1; en-GB; rv:1.9.0.7) Gecko/2009021910 Firefox/3.0.7 (.NET CLR 3.5.30729)	3	0.02%	8
262.	164.119.84.230_Mozilla/4.0 (compatible; MSIE 6.0; Windows NT 5.1; SV1; GTB5; .NET CLR 1.1.4322; .NET CLR 2.0.50727)	3	0.02%	6

	Visitor	Visits	% Visits	Hits
263.	c66-235-1-117.sea2.cablespeed.com_Mozilla/4.0 (compatible; MSIE 7.0; Windows NT 5.1; .NET CLR 1.1.4322; .NET CLR 2.0.50727; .NET CLR 3.0.04506.30; InfoPath.2; Creative ZENcast v2.01.01)	3	0.02%	3
264.	EV-ESR1-208-102-214-31.fuse.net_Mozilla/4.0 (compatible; MSIE 7.0; Windows NT 6.0; SLCC1; .NET CLR 2.0.50727; .NET CLR 3.0.04506; CIBA)	3	0.02%	11
265.	c-76-103-224-84.hsd1.ca.comcast.net_Mozilla/4.0 (compatible; MSIE 7.0; Windows NT 6.0; SLCC1; .NET CLR 2.0.50727; .NET CLR 3.0.04506; .NET CLR 1.1.4322; InfoPath.2; NET_mmhpset)	3	0.02%	13
266.	72.237.88.0_Mozilla/4.0 (compatible; MSIE 7.0; Windows NT 5.1; .NET CLR 2.0.50727)	3	0.02%	8
267.	sbcp3.dhs.gov_Mozilla/4.0 (compatible; MSIE 6.0; Windows NT 5.1; SV1; InfoPath.1; .NET CLR 1.1.4322; .NET CLR 2.0.50727)	3	0.02%	21
268.	ip98-178-145-148.ok.ok.cox.net_Mozilla/5.0 (Windows; U; Windows NT 5.1; en-US; rv:1.8.1.20) Gecko/20081217 Firefox/2.0.0.20	3	0.02%	10
269.	161.80.46.68_Mozilla/4.0 (compatible; MSIE 7.0; Windows NT 5.1; InfoPath.1; .NET CLR 1.1.4322; .NET CLR 2.0.50727)	3	0.02%	26
270.	vicce008.net.gov.bc.ca_Mozilla/4.0 (compatible; MSIE 7.0; Windows NT 6.0; SLCC1; .NET CLR 2.0.50727; .NET CLR 3.0.04506; InfoPath.2; MS-RTC LM 8)	3	0.02%	4
271.	82-43-181-166.cable.ubr06.nmal.blueyonder.co.uk_Mozilla/4.03 (compatible; MSIE 7.0; Windows NT 5.1; FunWebProducts; GTB5; .NET CLR 1.1.4322; .NET CLR 2.0.50727; InfoPath.1)		0.02%	11
272.	cdm-75-108-244-242.asbnva.dhcp.suddenlink.net_Mozilla/5.0 (Windows; U; Windows NT 6.0; en-US) AppleWebKit/525.28 (KHTML, like Gecko) Version/3.2.2 Safari/525.28.1	3	0.02%	10
273.	c-68-82-46-204.hsd1.pa.comcast.net_Mozilla/5.0 (Macintosh; U; PPC Mac OS X 10_4_11; en) AppleWebKit/525.27.1 (KHTML, like Gecko) Version/3.2.1 Safari/525.27.1	3	0.02%	3
274.	79.159.15.62.dynamic.jazztel.es_Mozilla/4.0 (compatible; MSIE 7.0; Windows NT 6.0; GTB5; SLCC1; .NET CLR 2.0.50727; .NET CLR 3.0.04506)	3	0.02%	10
275.	pool-151-198-115-49.nwrknj.btas.verizon.net_Mozilla/5.0 (Macintosh; U; Intel Mac OS X 10_4_11; en) AppleWebKit/525.18 (KHTML, like Gecko) Version/3.1.2 Safari/525.22	3	0.02%	6

	Visitor	Visits	% Visits	Hits
276.	d198-166-21-47.abhsia.telus.net_Mozilla/4.0 (compatible; MSIE 7.0; Windows NT 6.0; SLCC1; .NET CLR 2.0.50727; Media Center PC 5.0; .NET CLR 3.0.04506)	3	0.02%	4
277.	cpe-65-189-235-135.indy.res.rr.com_Mozilla/5.0 (Windows; U; Windows NT 6.0; en-US; rv:1.9.0.8) Gecko/2009032609 Firefox/3.0.8	3	0.02%	21
278.	ulpd6.odot.state.or.us_Mozilla/4.0 (compatible; MSIE 6.0; Windows NT 5.1; SV1; .NET CLR 1.1.4322; .NET CLR 2.0.50727; InfoPath.1)	3	0.02%	5
279.	161.80.86.84_Mozilla/4.0 (compatible; MSIE 7.0; Windows NT 5.1; InfoPath.1; .NET CLR 1.1.4322; .NET CLR 2.0.50727)	3	0.02%	3
280.	75-32-10-220.lightspeed.dllstx.sbcglobal.net_Mozilla/4.0 (compatible; MSIE 8.0; Windows NT 5.1; Trident/4.0; .NET CLR 1.1.4322; .NET CLR 2.0.50727; .NET CLR 3.0.04506.30)	3	0.02%	6
281.	www.cenarios2020.sp.gov.br_Mozilla/4.0 (compatible; MSIE 6.0; Windows NT 5.1; SV1; .NET CLR 1.1.4322; .NET CLR 2.0.50727)	3	0.02%	7
282.	75-106-180-122.cust.wildblue.net_Mozilla/5.0 (Macintosh; U; Intel Mac OS X 10.5; en-US; rv:1.9.0.7) Gecko/2009021906 Firefox/3.0.7	3	0.02%	3
283.	58.62.223.83_Mozilla/4.0 (compatible; MSIE 6.0; Windows NT 5.1; SV1; Maxthon; .NET CLR 1.1.4322)	3	0.02%	11
284.	125.16.17.1_Mozilla/4.0 (compatible; MSIE 6.0; Windows NT 5.0)	3	0.02%	10
285.	pool-72-83-174-110.washdc.east.verizon.net_Mozilla/4.0 (compatible; MSIE 7.0; Windows NT 5.1; .NET CLR 1.1.4322; .NET CLR 2.0.50727)	3	0.02%	37
286.	do-bdrmgr.ccsd93.com_Mozilla/4.0 (compatible; MSIE 7.0; Windows NT 5.1; .NET CLR 1.1.4322; .NET CLR 2.0.50727; .NET CLR 3.0.04506.30)	3	0.02%	7
287.	219.239.215.40_Xenu Link Sleuth 1.3	3	0.02%	13
288.	172.241.8.67.cfl.res.rr.com_Mozilla/4.0 (compatible; MSIE 7.0; Windows NT 5.1; GTB5; .NET CLR 1.1.4322; .NET CLR 2.0.50727)	3	0.02%	10
289.	208.250.49.191_Mozilla/4.0 (compatible; MSIE 7.0; Windows NT 5.1; InfoPath.2)	3	0.02%	132
290.	60.28.63.2_Mozilla/4.0 (compatible; MSIE 6.0; Windows NT 5.1; SV1; QQDownload 1.7; .NET CLR 2.0.50727; MAXTHON 2.0)	3	0.02%	8

	Visitor	Visits	% Visits	Hits
291.	esf142148.esf.edu_Mozilla/4.0 (compatible; MSIE 7.0; Windows NT 5.1; InfoPath.1; .NET CLR 1.1.4322; .NET CLR 2.0.50727; .NET CLR 3.0.04506.30)	3	0.02%	71
292.	austin.zephyrenv.com_Mozilla/4.0 (compatible; MSIE 6.0; Windows NT 5.1; SV1; .NET CLR 2.0.50727)	3	0.02%	7
293.	cpe-75-187-77-150.woh.res.rr.com_Mozilla/5.0 (Windows; U; Windows NT 6.0; en-US; rv:1.9.0.7) Gecko/2009021910 Firefox/3.0.7	3	0.02%	27
294.	pool-96-241-45-59.washdc.fios.verizon.net_Mozilla/5.0 (Macintosh; U; Intel Mac OS X 10.5; en-US; rv:1.9.0.7) Gecko/2009021906 Firefox/3.0.7	3	0.02%	4
295.	57.67.16.50_Mozilla/4.0 (compatible; MSIE 6.0; Windows NT 5.1; SV1; .NET CLR 1.1.4322; .NET CLR 2.0.50727; .NET CLR 3.0.4506.2152; .NET CLR 3.5.30729)	3	0.02%	6
296.	c-67-174-177-233.hsd1.co.comcast.net_Mozilla/4.0 (compatible; MSIE 7.0; Windows NT 6.0; SLCC1; .NET CLR 2.0.50727; Media Center PC 5.0; .NET CLR 3.0.04506)	3	0.02%	3
297.	ws180-053.f05.nsf.gov_Mozilla/4.0 (compatible; MSIE 6.0; Windows NT 5.1; SV1; .NET CLR 1.1.4322; .NET CLR 2.0.50727; .NET CLR 3.0.04506.30; .NET CLR 3.0.04506.648; InfoPath.1; .NET CLR 3.0.4506.2152; .NET CLR 3.5.30729)	3	0.02%	5
298.	163.152.224.195_Mozilla/4.0 (compatible; MSIE 7.0; Windows NT 5.1; InfoPath.2; .NET CLR 2.0.50727)	3	0.02%	7
299.	adsl-66-140-155-209.dsl.hstntx.swbell.net_Mozilla/4.0 (compatible; MSIE 7.0; Windows NT 5.1; GTB5; .NET CLR 1.1.4322; .NET CLR 2.0.50727; InfoPath.1; .NET CLR 3.0.04506.30; .NET CLR 3.0.04506.648)	3	0.02%	26
300.	sharepoint.foresightst.com_Mozilla/4.0 (compatible; MSIE 7.0; Windows NT 5.1; Maxthon; .NET CLR 1.1.4322; .NET CLR 2.0.50727; InfoPath.1)	3	0.02%	12
301.	216.79.193.218_Mozilla/4.0 (compatible; MSIE 6.0; Windows NT 5.1; SV1; .NET CLR 1.1.4322; .NET CLR 2.0.50727; .NET CLR 3.0.04506.30; InfoPath.2; .NET CLR 3.0.04506.648; .NET CLR 3.0.4506.2152; .NET CLR 3.5.30729)	3	0.02%	6
302.	204.46.135.197_Mozilla/4.0 (compatible; MSIE 7.0; Windows NT 5.1; .NET CLR 1.1.4322; .NET CLR 2.0.50727; InfoPath.1; .NET CLR 1.0.3705)	3	0.02%	11

	Visitor	Visits	% Visits	Hits
303.	cpe-76-189-243-216.neo.res.rr.com_Mozilla/5.0 (Macintosh; U; Intel Mac OS X 10_5_6; en-us) AppleWebKit/525.27.1 (KHTML, like Gecko) Version/3.2.1 Safari/525.27.1	3	0.02%	5
304.	c-98-225-53-72.hsd1.wa.comcast.net_Mozilla/5.0 (Windows; U; Windows NT 6.0; en-US; rv:1.8.1.16) Gecko/20080702 SeaMonkey/1.1.11	3	0.02%	7
305.	208.250.49.110_Mozilla/4.0 (compatible; MSIE 7.0; Windows NT 5.1; GTB5; InfoPath.2)	3	0.02%	15
306.	cpgwn-x.dri.edu_Mozilla/5.0 (Windows; U; Windows NT 5.1; en-US; rv:1.9.0.7) Gecko/2009021910 Firefox/3.0.7	3	0.02%	13
307.	75-144-247-190-SFBA.hfc.comcastbusiness.net_Mozilla/4.0 (compatible; MSIE 7.0; Windows NT 6.0; SLCC1; .NET CLR 2.0.50727; .NET CLR 3.0.04506)	3	0.02%	8
308.	218.206.194.247_Mozilla/4.0 (compatible; MSIE 6.0; Windows NT 5.1)	3	0.02%	3
309.	75-32-101-82.light-speed.ftwotx.sbcglobal.net_Mozilla/4.0 (compatible; MSIE 7.0; Windows NT 6.0; GTB5; SLCC1; .NET CLR 2.0.50727; Media Center PC 5.0; .NET CLR 3.0.04506)	3	0.02%	7
310.	cache-los-ad09.proxy.aol.com_Mozilla/4.0 (compatible; MSIE 7.0; AOL 9.0; Windows NT 6.0; SU 3.011; GTB5; SLCC1; .NET CLR 2.0.50727; Media Center PC 5.0; .NET CLR 3.0.04506)	3	0.02%	3
311.	pool-173-73-44-248.washdc.fios.verizon.net_Mozilla/4.0 (compatible; MSIE 6.0; Windows NT 5.1; SV1; .NET CLR 2.0.50727)	3	0.02%	5
312.	kokosnoot.wur.nl_Mozilla/4.0 (compatible; MSIE 7.0; Windows NT 5.1; InfoPath.1; .NET CLR 1.1.4322)	3	0.02%	10
313.	c-71-235-153-242.hsd1.ma.comcast.net_Mozilla/4.0 (compatible; MSIE 7.0; Windows NT 5.1; MathPlayer 2.0; .NET CLR 1.0.3705; .NET CLR 1.1.4322; Media Center PC 4.0; .NET CLR 2.0.50727; Zune 3.0; .NET CLR 3.0.04506.30; .NET CLR 3.0.04506.648; .NET CLR 3.0.4)	3	0.02%	4
314.	erl-kfitz.erlab.ag.arizona.edu_Mozilla/4.0 (compatible; MSIE 6.0; Windows NT 5.1; SV1)	3	0.02%	10
315.	211.94.93.134_Mozilla/4.0 (compatible; MSIE 6.0; Windows NT 5.1; SV1; .NET CLR 2.0.50727; .NET CLR 3.0.4506.2152; .NET CLR 3.5.30729)	3	0.02%	6

	Visitor	Visits	% Visits	Hits
316.	stffp12-73.staff.library.utah.edu_Mozilla/5.0 (Windows; U; Windows NT 5.1; en-US; rv:1.8.1.11) Gecko/20071205 Firefox/2.0.0.11	3	0.02%	13
317.	c-24-14-254-175.hsd1.il.comcast.net_Mozilla/4.0 (compatible; MSIE 7.0; Windows NT 5.1; GTB5; .NET CLR 1.1.4322; .NET CLR 2.0.50727; MS-RTC LM 8)	3	0.02%	7
318.	12.27.211.120_Mozilla/4.0 (compatible; MSIE 6.0; Windows NT 5.1; SV1; .NET CLR 1.1.4322; .NET CLR 2.0.50727)	3	0.02%	6
319.	64-173-241-68.clwa.org_Mozilla/4.0 (compatible; MSIE 6.0; Windows NT 5.1; SV1; GTB5; .NET CLR 1.1.4322; InfoPath.2; .NET CLR 2.0.50727)	3	0.02%	8
320.	c-67-180-0-2.hsd1.ca.comcast.net_Mozilla/4.0 (compatible; MSIE 7.0; Windows NT 6.0; SLCC1; .NET CLR 2.0.50727; Media Center PC 5.0; .NET CLR 3.5.30729; .NET CLR 3.0.30618)	3	0.02%	24
321.	pool-71-111-216-152.rlghnc.dsl-w.verizon.net_Mozilla/4.0 (compatible; MSIE 7.0; Windows NT 5.1; .NET CLR 1.1.4322; InfoPath.2; MAXTHON 2.0)	3	0.02%	3
322.	softbank221085201140.bbtec.net_Mozilla/4.0 (compatible; MSIE 7.0; Windows NT 5.1; .NET CLR 1.1.4322)	3	0.02%	8
323.	66-191-243-189.dhcp.kgpt.tn.charter.com_Mozilla/4.0 (compatible; MSIE 7.0; Windows NT 5.1; .NET CLR 1.1.4322; MS-RTC EA 2; MSN 9.0;MSN 9.1;MSN 9.6; MSNbMSNI; MSNmen-us; MSNcOTH)	3	0.02%	5
324.	169.130.16.130_Mozilla/5.0 (Windows; U; Windows NT 5.1; en-US; rv:1.9.0.7) Gecko/2009021910 Firefox/3.0.7	3	0.02%	4
325.	169.237.221.219_Mozilla/5.0 (Windows; U; Windows NT 5.1; en-US; rv:1.9.0.6) Gecko/2009011913 Firefox/3.0.6 (.NET CLR 3.5.30729)	3	0.02%	7
326.	62.150.133.22_Mozilla/4.0 (compatible; MSIE 7.0; Windows NT 6.0; SLCC1; .NET CLR 2.0.50727; .NET CLR 3.0.04506; InfoPath.2)	3	0.02%	7
327.	cpe-076-182-095-168.nc.res.rr.com_Mozilla/5.0 (Windows; U; Windows NT 6.0; en-US; rv:1.9.0.6) Gecko/2009011913 Firefox/3.0.6	3	0.02%	32
328.	host-ip2-220-249-89.wise.net.lb_Mozilla/4.0 (compatible; MSIE 7.0; Windows NT 6.0; SLCC1; .NET CLR 2.0.50727; InfoPath.1; .NET CLR 3.5.30729; .NET CLR 3.0.30618; OfficeLiveConnector.1.3; OfficeLivePatch.0.0)	3	0.02%	10

	Visitor	Visits	% Visits	Hits
329.	59.72.98.22_Mozilla/4.0 (compatible; MSIE 6.0; Windows NT 5.1; SV1)	3	0.02%	16
330.	adsl-70-234-52-158.dsl.tul2ok.sbcglobal.net_Mozilla/5.0 (Windows; U; Windows NT 5.1; en-US; rv:1.9.0.6) Gecko/2009011913 Firefox/3.0.6	3	0.02%	14
331.	MW-ESR1-74-83-4-115.fuse.net_Mozilla/4.0 (compatible; MSIE 6.0; Windows NT 5.1; SV1; .NET CLR 1.1.4322; InfoPath.1; .NET CLR 2.0.50727; .NET CLR 3.0.04506.30; .NET CLR 3.0.4506.2152; .NET CLR 3.5.30729)	3	0.02%	11
332.	131.95.98.42_Mozilla/4.0 (compatible; MSIE 6.0; Windows NT 5.1; SV1; .NET CLR 1.1.4322)	3	0.02%	62
333.	199.223.21.27_Mozilla/4.0 (compatible; MSIE 7.0; Windows NT 5.1; GTB5; InfoPath.1; .NET CLR 2.0.50727; MS-RTC LM 8)	3	0.02%	5
334.	mail.sippr.stc.sh.cn_Mozilla/4.0 (compatible; MSIE 6.0; Windows NT 5.1; SV1; Maxthon; GTB5; Maxthon; .NET CLR 1.1.4322; InfoPath.1; CIBA)	3	0.02%	18
335.	75-170-25-84.eugn.qwest.net_Mozilla/4.0 (compatible; MSIE 7.0; Windows NT 5.1; GTB5; .NET CLR 2.0.50727; Qwest 1.0; Qwest 1.0)	3	0.02%	8
336.	165.125.144.17_Mozilla/4.0 (compatible; MSIE 6.0; Windows NT 5.1; SV1; .NET CLR 1.1.4322; .NET CLR 2.0.50727; InfoPath.1)	3	0.02%	6
337.	199.184.247.102_Mozilla/4.0 (compatible; MSIE 7.0; Windows NT 5.1; InfoPath.2)	3	0.02%	6
338.	161.80.46.109_Mozilla/5.0 (Windows; U; Windows NT 5.1; en-US; rv:1.9.0.7) Gecko/2009021910 Firefox/3.0.7	3	0.02%	24
339.	hilg-29-bn25-004-d.ESPM.Berkeley.EDU_Mozilla/5.0 (Windows; U; Windows NT 6.0; en-US; rv:1.9.0.6) Gecko/2009011913 Firefox/3.0.6	3	0.02%	39
340.	CHEM84.WPI.EDU_Mozilla/4.0 (compatible; MSIE 7.0; Windows NT 5.1; GTB5; .NET CLR 1.1.4322; .NET CLR 2.0.50727; .NET CLR 3.0.04506.30; .NET CLR 3.0.04506.648; InfoPath.2)	3	0.02%	3
341.	gpsmail.glastonburyus.org_Mozilla/4.0 (compatible; MSIE 6.0; Windows NT 5.1; SV1; .NET CLR 1.1.4322; .NET CLR 2.0.50727)	3	0.02%	4
342.	cache-los-ab10.proxy.aol.com_Mozilla/4.0 (compatible; MSIE 7.0; AOL 9.0; Windows NT 6.0; SU 3.011; GTB5; SLCC1; .NET CLR 2.0.50727; Media Center PC 5.0; .NET CLR 3.0.04506)	3	0.02%	6

	Visitor	Visits	% Visits	Hits
343.	208-92-228-62.nov.com_Mozilla/4.0 (compatible; MSIE 7.0; Windows NT 5.1; .NET CLR 1.1.4322; .NET CLR 2.0.50727; InfoPath.2; MS-RTC LM 8)	3	0.02%	6
344.	adsl-065-007-232-180.sip.bna.bellsouth.net_Mozilla/5.0 (Macintosh; U; Intel Mac OS X 10_5_6; en-us) AppleWebKit/528.16 (KHTML, like Gecko) Version/4.0 Safari/528.16	3	0.02%	5
345.	150.135.233.162_Mozilla/4.0 (compatible; MSIE 7.0; Windows NT 5.1; GTB5; InfoPath.1; .NET CLR 2.0.50727)	3	0.02%	25
346.	cflo-ext2.basf-corp.com_Mozilla/4.0 (compatible; MSIE 6.0; Windows NT 5.1; SV1; .NET CLR 1.0.3705; .NET CLR 1.1.4322; .NET CLR 2.0.50727; InfoPath.1; .NET CLR 3.0.04506.30)	3	0.02%	3
347.	136.181.195.109_Mozilla/4.0 (compatible; MSIE 6.0; Windows NT 5.1; SV1; .NET CLR 1.1.4322; .NET CLR 2.0.50727; .NET CLR 3.0.04506.30; .NET CLR 3.0.04506.648; .NET CLR 3.0.4506.2152; .NET CLR 3.5.30729)	3	0.02%	6
348.	c-98-233-191-248.hsd1.wv.comcast.net_Mozilla/4.0 (compatible; MSIE 7.0; Windows NT 6.0; SLCC1; .NET CLR 2.0.50727; Media Center PC 5.0; .NET CLR 3.0.04506; MS-RTC LM 8)	3	0.02%	10
349.	mfhnnadn01sun.nissan-usa.com_Mozilla/4.0 (compatible; MSIE 6.0; Windows NT 5.1; SV1; InfoPath.1; .NET CLR 2.0.50727)	3	0.02%	9
350.	cust-65-98-224-6.static.o1.com_Mozilla/4.0 (compatible; MSIE 5.0; Mac_PowerPC) -	3	0.02%	3
351.	Dynamic-IP-18680249100.cable.net.co_Mozilla/4.0 (compatible; MSIE 7.0; Windows NT 6.0; SLCC1; .NET CLR 2.0.50727; .NET CLR 3.0.04506)	3	0.02%	7
352.	53ob.scansafe.net_Mozilla/4.0 (compatible; MSIE 6.0; Windows NT 5.0; .NET CLR 1.1.4322; .NET CLR 2.0.50727; MS-RTC LM 8)	3	0.02%	19
353.	moobilenet-106-111.ucdavis.edu_Mozilla/5.0 (Macintosh; U; Intel Mac OS X; en-US; rv:1.8.1.3) Gecko/20070309 Firefox/2.0.0.3	3	0.02%	9
354.	bluecoat2.dot.gov_Mozilla/4.0 (compatible; MSIE 6.0; Windows NT 5.1; SV1; .NET CLR 1.1.4322; .NET CLR 2.0.50727; InfoPath.1)	3	0.02%	19
355.	user-12ldeif.cable.mindspring.com_Mozilla/5.0 (Windows; U; Windows NT 5.1; en-US; rv:1.9.0.8) Gecko/2009032609 Firefox/3.0.8 (.NET CLR 3.5.30729)	3	0.02%	17

	Visitor	Visits	% Visits	Hits
356.	r74-192-7-116.bcstcmta01.clsttx.tl.dh.suddenlink.net_Mozilla/530 (Windows; U; Windows NT 5.1; en-US; rv:1.9.0.7) Gecko/2009021910 Firefox/3.0.7		0.02%	5
357.	161.80.46.120_Mozilla/4.0 (compatible; MSIE 7.0; Windows NT 5.1; InfoPath.1; .NET CLR 1.1.4322; .NET CLR 2.0.50727)	3	0.02%	10
358.	hwcgate.hc-sc.gc.ca_Mozilla/4.0 (compatible; MSIE 6.0; Windows NT 5.1; SV1; .NET CLR 2.0.50727; .NET CLR 3.0.04506.30; .NET CLR 3.0.04506.648)	3	0.02%	4
359.	192.5.109.49_Mozilla/5.0 (Windows; U; Windows NT 6.0; en-US; rv:1.9.0.6) Gecko/2009011913 Firefox/3.0.6 (.NET CLR 3.5.30729)	3	0.02%	27
360.	cpc2-cwma6-0-0-cust457.swan.cable.ntl.com_Mozilla/4.0 (compatible; MSIE 7.0; Windows NT 5.1; .NET CLR 1.1.4322; .NET CLR 2.0.50727)	3	0.02%	6
361.	transferred.siteimprove.com_Mozilla/4.0 (compatible; MSIE 5.5; Windows NT 5.0) LinkCheck by SiteImprove.com	3	0.02%	39
362.	deqnoaaaccess.virginia.gov_Mozilla/4.0 (compatible; MSIE 6.0; Windows NT 5.1; SV1; .NET CLR 1.1.4322; .NET CLR 2.0.50727; InfoPath.1)	3	0.02%	3
363.	129.171.110.251_Mozilla/4.0 (compatible; MSIE 7.0; Windows NT 6.0; SLCC1; .NET CLR 2.0.50727; Media Center PC 5.0; InfoPath.2; .NET CLR 1.1.4322; OfficeLiveConnector.1.3; OfficeLivePatch.0.0; .NET CLR 3.5.30729; .NET CLR 3.0.30618)	3	0.02%	4
364.	c112.pasty.net_Mozilla/5.0 (Windows; U; Windows NT 6.0; en-US; rv:1.9.0.7) Gecko/2009021910 Firefox/3.0.7	3	0.02%	58
365.	140.120.29.84_Mozilla/4.0 (compatible; MSIE 7.0; Windows NT 5.1; KKman3.0; .NET CLR 2.0.50727; InfoPath.2)	3	0.02%	12
366.	204.47.161.102_Mozilla/4.0 (compatible; MSIE 7.0; Windows NT 5.1; InfoPath.1; .NET CLR 1.1.4322; .NET CLR 2.0.50727)	3	0.02%	32
367.	203.237.1.73_Mozilla/4.0 (compatible; MSIE 6.0; Windows NT 5.1; SV1; GTB5; .NET CLR 2.0.50727; .NET CLR 1.1.4322)	3	0.02%	8
368.	ip68-11-149-108.br.br.cox.net_Mozilla/5.0 (Macintosh; U; Intel Mac OS X 10_5_6; en-us) AppleWebKit/528.16 (KHTML, like Gecko) Version/4 Public Beta Safari/528.16	3	0.02%	3

	Visitor	Visits	% Visits	Hits
369.	204.46.130.162_Mozilla/4.0 (compatible; MSIE 7.0; Windows NT 5.1; .NET CLR 1.1.4322; .NET CLR 2.0.50727; InfoPath.1; .NET CLR 1.0.3705; .NET CLR 3.0.04506.648; .NET CLR 3.5.21022; .NET CLR 3.0.4506.2152; .NET CLR 3.5.30729)	3	0.02%	3
370.	r-chippewafallssd-siteowned.wiscnet.net_No Agent	3	0.02%	3
371.	134.67.189.209_Mozilla/4.0 (compatible; MSIE 7.0; Windows NT 5.1; InfoPath.1; .NET CLR 1.1.4322; .NET CLR 2.0.50727)	3	0.02%	10
372.	193.255.141.62_Mozilla/4.0 (compatible; MSIE 7.0; Windows NT 6.0; SLCC1; .NET CLR 2.0.50727; .NET CLR 3.0.04506; InfoPath.2; OfficeLiveConnector.1.3; OfficeLivePatch.0.0)	3	0.02%	8
373.	205.193.38.39_Mozilla/4.0 (compatible; MSIE 6.0; Windows NT 5.1; SV1; .NET CLR 1.1.4322; .NET CLR 2.0.50727; .NET CLR 3.0.04506.648; .NET CLR 3.5.21022)	3	0.02%	8
374.	216.138.177.2_Mozilla/4.0 (compatible; MSIE 7.0; Windows NT 5.1; .NET CLR 1.1.4322; PeoplePal 3.0)	3	0.02%	16
375.	cpe-69-206-246-8.hvc.res.rr.com_Mozilla/5.0 (Windows; U; Windows NT 5.1; en-US; rv:1.9.0.7) Gecko/2009021910 Firefox/3.0.7 (.NET CLR 3.5.30729)	3	0.02%	38
376.	208.250.49.185_Mozilla/4.0 (compatible; MSIE 7.0; Windows NT 5.1; GTB5; InfoPath.2)	3	0.02%	70
377.	adsl-208-191-182-28.dsl.hstntx.swbell.net_Mozilla/5.0 (Macintosh; U; PPC Mac OS X 10.4; en-US; rv:1.9.0.8) Gecko/2009032608 Firefox/3.0.8	3	0.02%	4
378.	c-98-210-233-37.hsd1.ca.comcast.net_Mozilla/4.0 (compatible; MSIE 6.0; Windows NT 5.1; SV1; GTB5; .NET CLR 1.1.4322; .NET CLR 2.0.50727)	3	0.02%	16
379.	18983061222.user.veloxzone.com.br_Mozilla/4.0 (compatible; MSIE 7.0; Windows NT 5.1; SV1; .NET CLR 1.1.4322; .NET CLR 2.0.50727)	3	0.02%	9
380.	121.254.193.167_Mozilla/5.0 (compatible; MSIE or Firefox mutant; not on Windows server; +http://ws.daum.net/aboutWebSearch.html) Daumoa/2.0	3	0.02%	3
381.	161.80.87.166_Mozilla/4.0 (compatible; MSIE 6.0; Windows NT 5.1; SV1; GTB5; .NET CLR 1.1.4322; InfoPath.1)	3	0.02%	3

	Visitor	Visits	% Visits	Hits
■ 382.	208.250.49.247_Mozilla/4.0 (compatible; MSIE 7.0; Windows NT 5.1; InfoPath.2; .NET CLR 1.1.4322; .NET CLR 2.0.50727; .NET CLR 3.0.4506.2152; .NET CLR 3.5.30729)	3	0.02%	22
■ 383.	161.80.5.204_Mozilla/5.0 (Windows; U; Windows NT 5.1; en-US; rv:1.9.0.7) Gecko/2009021910 Firefox/3.0.7	3	0.02%	5
■ 384.	203.247.145.10_Mozilla/4.0 (compatible; MSIE 6.0; Windows NT 5.1)	3	0.02%	3
■ 385.	adsl-72-50-30-184.prtc.net_Mozilla/4.0 (compatible; MSIE 7.0; Windows NT 6.0; SLCC1; .NET CLR 2.0.50727; Media Center PC 5.0; .NET CLR 3.0.04506)	3	0.02%	12
■ 386.	169.237.221.234_Mozilla/5.0 (Windows; U; Windows NT 5.1; en-US; rv:1.9.0.7) Gecko/2009021910 Firefox/3.0.7 (.NET CLR 3.5.30729)	3	0.02%	6
■ 387.	192.150.143.20_Mozilla/4.0 (compatible; MSIE 6.0; Windows NT 5.1; SV1; .NET CLR 1.1.4322; .NET CLR 2.0.50727; .NET CLR 3.0.04506.30; .NET CLR 3.0.04506.648)	3	0.02%	11
■ 388.	cdm-75-108-244-242.asbnva.dhcp.suddenlink.net_Mozilla/4.0 (compatible; MSIE 7.0; Windows NT 6.0; GTB5; SLCC1; .NET CLR 2.0.50727; .NET CLR 3.0.04506; InfoPath.2)	3	0.02%	15
■ 389.	64.251.52.100_Mozilla/4.0 (compatible; MSIE 7.0; Windows NT 5.1; GTB5; .NET CLR 1.1.4322; .NET CLR 2.0.50727; InfoPath.2; .NET CLR 3.0.04506.30; .NET CLR 3.0.04506.648)	3	0.02%	7
■ 390.	pmyddgdkj41.pcmh.com_Mozilla/4.0 (compatible; GoogleToolbar 5.0.2124.6042; Windows XP 5.1; MSIE 6.0.2900.5512)	3	0.02%	11
■ 391.	masquerade.micron.com_Mozilla/4.0 (compatible; MSIE 6.0; Windows NT 5.1; SV1; MTI; GENERAL; .NET CLR 1.1.4322; .NET CLR 2.0.50727; InfoPath.1)	3	0.02%	14
■ 392.	CPE002129c555bd-CM001ac318e0d0.cpe.net.cable.rogers.com3_Mozilla/5.0 (Windows; U; Windows NT 5.1; en-US; rv:1.9.0.7) Gecko/2009021910 Firefox/3.0.7	3	0.02%	3
■ 393.	cache-los-ab09.proxy.aol.com_Mozilla/4.0 (compatible; MSIE 7.0; AOL 9.0; Windows NT 6.0; SU 3.011; GTB5; SLCC1; .NET CLR 2.0.50727; Media Center PC 5.0; .NET CLR 3.0.04506)	3	0.02%	3
■ 394.	host108-222.lsdepts.ucsb.edu_Mozilla/5.0 (Windows; U; Windows NT 6.0; en-US; rv:1.9.0.7) Gecko/2009021910 Firefox/3.0.7	3	0.02%	10

	Visitor	Visits	% Visits	Hits
395.	dsl-189-188-109-89-dyn.prod-infinitum.com.mx_Mozilla/5.0 (Windows; U; Windows NT 5.1; es-ES; rv:1.9.0.7) Gecko/2009021910 3P_UVRMES/1.0.23.2 3P_USECES/1.0.18.3 3P_URGDES/1.1.4.1 Firefox/3.0.7	3	0.02%	30
396.	prodweb.osti.gov_Mozilla/4.0 (compatible; T-H-U-N-D-E-R-S-T-O-N-E)	3	0.02%	4
397.	124.197.125.70_Mozilla/5.0 (Windows; U; Windows NT 6.0; en-US; rv:1.9.0.6) Gecko/2009011913 Firefox/3.0.6	3	0.02%	7
398.	pool-151-199-147-136.norf.east.verizon.net_Mozilla/4.0 (compatible; MSIE 7.0; Windows NT 5.1; Mozilla/4.0 (compatible; MSIE 6.0; Windows NT 5.1; SV1) ; .NET CLR 1.1.4322)	3	0.02%	19
399.	dhcp-0-16-ec-df-3c-42.cpe.seaside.ns.ca_Mozilla/4.0 (compatible; MSIE 7.0; Windows NT 5.1; GTB5; .NET CLR 1.1.4322)	3	0.02%	12
400.	121.254.193.160_Mozilla/5.0 (compatible; MSIE or Firefox mutant; not on Windows server; +http://ws.daum.net/aboutWebSearch.html) Daumoa/2.0	3	0.02%	3
Subtotal for rows: 1 - 400		4,634	26.77%	26,694
Other		12,676	73.23%	36,497
Total		17,310	100.00%	63,191

items 1-400 of 5000

Top Visitors - Help Card



Column Definitions

Visitor

The IP address, domain name, or cookie of the visitor.

Visits

Number of times the specified visitor visited your site. A visit is a series of actions that begins when a visitor views their first page from the server, and ends when the visitor leaves the site or remains idle beyond the idle-time limit. The default idle-time limit is thirty minutes. This time limit can be changed by the system administrator.

Hits

Number of hits attributed to the specified visitor. Each file requested by a visitor registers as a hit. There can be several hits on each page. While the volume of hits reflects the amount of server traffic, it is not an accurate reflection of the number of pages viewed.



Report Descriptions

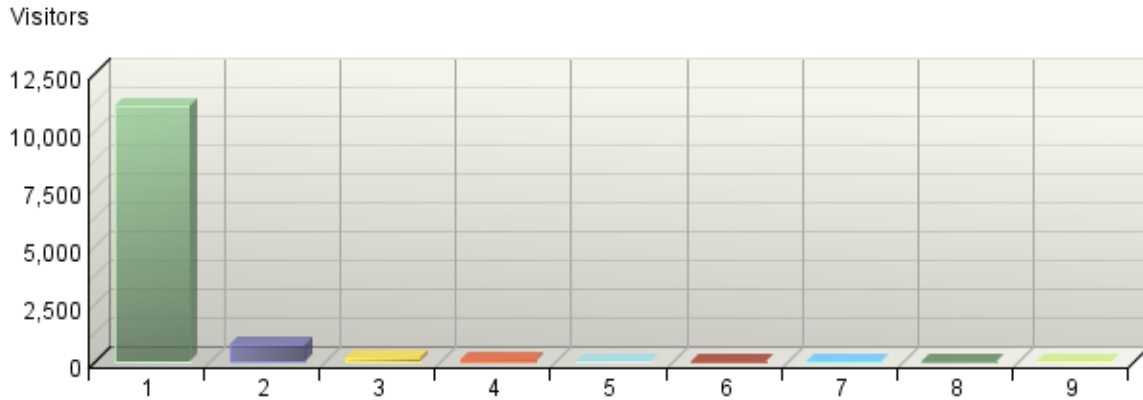
Consider the visitors who use the site most, and tailor your site to their interests and needs. If your site is an intranet, notice which employees use the site most, and find out what they like about it. You might also get feedback from those who use it the least and find out what they are looking for.

Note: If a visitor has a dynamic IP address, or if a group of visitors are behind a proxy server or firewall, this data might be misleading. In the case of a dynamic IP address, multiple IP addresses could be shown for a single visitor, and in the case of a firewall or proxy server, one IP address could be used by more than one visitor.

Visitors by Number of Visits

This report shows the distribution of visitors based on how many times each visitor visited your site.

Visitors by Number of Visits



Visitors by Number of Visits

Number of Visits	Visitors	% Visitors
1 visit	11,098	90.46%
2 visits	735	5.99%
3 visits	189	1.54%
4 visits	67	0.55%
5 visits	24	0.20%
6 visits	18	0.15%
7 visits	15	0.12%
8 visits	7	0.06%
9 visits	4	0.03%
Other	112	0.91%
Total	12,269	100.00%

items 1-9 of 9

Visitors by Number of Visits - Help Card



Column Definitions

Number of Visits

The number of visits by each visitor during the period of the report.

Visitors

Number of individuals who came to your site the amount of times specified in the Number of Visits column.

%

Percentage of visitors who came to your site the amount of times specified in the Number of Visits column.



Report Descriptions

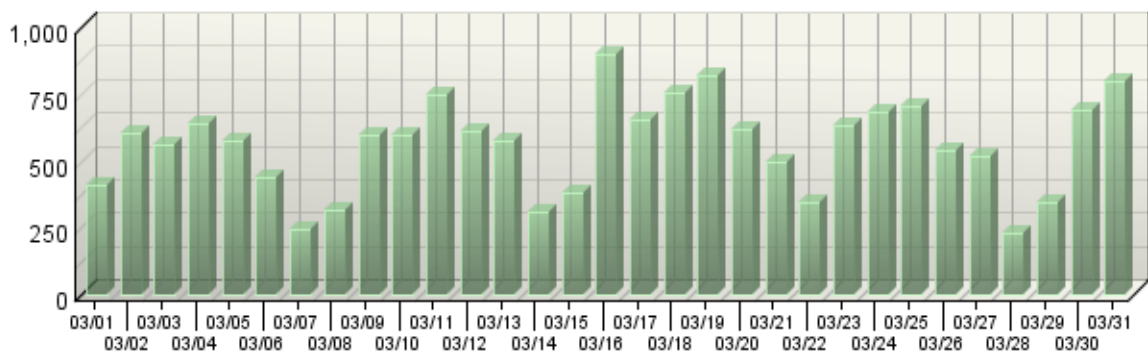
This information can indicate whether or not your site compels visitors to return. Updating web site content is one way to draw return visitors.

Visitors Trend

This report shows how many times visitors visited your web site and how long they stayed. The information is divided into time slices based on the duration of the log file. Some visits may span more than one time interval, and will be counted in each interval where they appear. The sum of visits for all intervals may therefore exceed the total visits shown in the Overview Dashboard page.

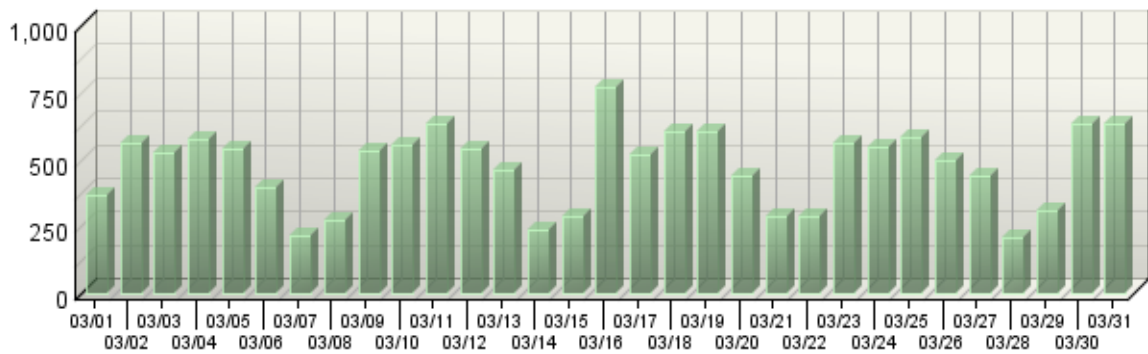
Active Visits Trend

Active Visits



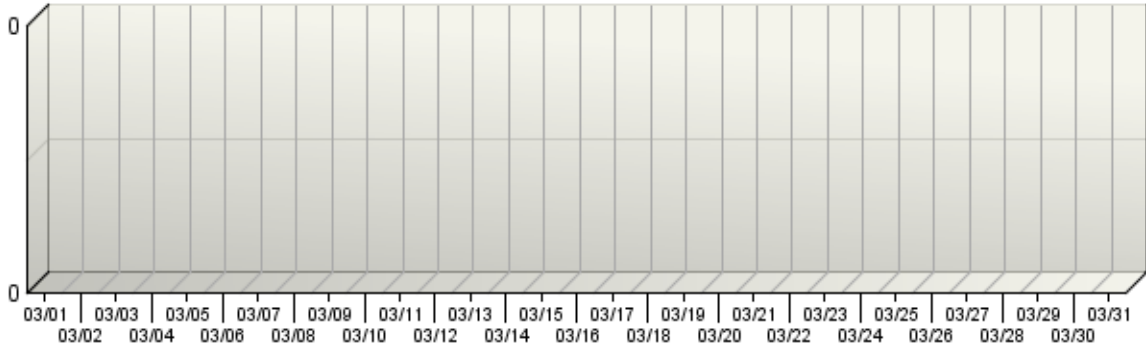
Visitors Trend

Visitors



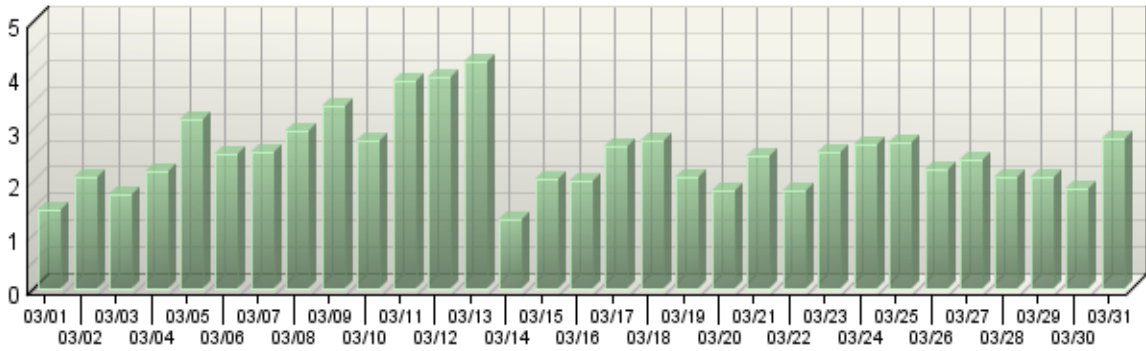
New Visitors Trend

New Visitors

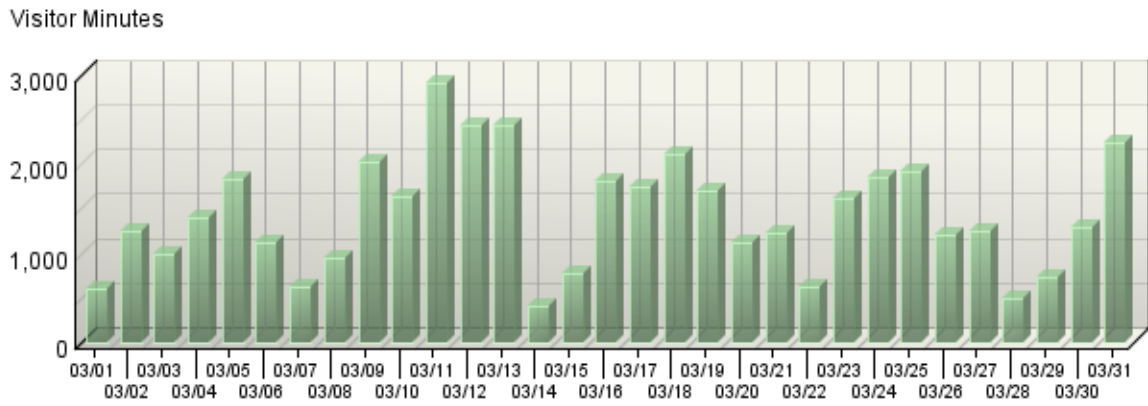


Average Length of Visit Trend

Average Visit Duration



Visitor Minutes Trend



Visitors Trend

Day	Active Visits	Visitors	New Visitors
03/01	408	364	0
03/02	601	560	0
03/03	560	523	0
03/04	637	578	0
03/05	578	538	0
03/06	439	399	0
03/07	243	215	0
03/08	319	276	0
03/09	597	534	0
03/10	595	552	0
03/11	746	633	0
03/12	613	543	0
03/13	574	462	0
03/14	307	234	0
03/15	378	285	0
03/16	902	767	0
03/17	658	519	0
03/18	756	607	0
03/19	818	607	0
03/20	620	440	0
03/21	494	290	0
03/22	345	290	0
03/23	631	561	0
03/24	685	549	0

Day	Active Visits	Visitors	New Visitors
03/25	704	581	0
03/26	536	495	0
03/27	521	437	0
03/28	233	207	0
03/29	344	307	0
03/30	692	633	0
03/31	798	635	0
Total	-	-	0

items 1-31 of 31

Visitors Trend

Day	Average Visit Duration	Visitor Minutes
03/01	00:01:28	602.87
03/02	00:02:05	1,253.95
03/03	00:01:45	983.25
03/04	00:02:12	1,411.37
03/05	00:03:10	1,833.55
03/06	00:02:32	1,119.37
03/07	00:02:34	624.93
03/08	00:02:56	939.87
03/09	00:03:24	2,037.4
03/10	00:02:46	1,647.73
03/11	00:03:54	2,919.95
03/12	00:03:58	2,439.53
03/13	00:04:14	2,430.5
03/14	00:01:18	401.77
03/15	00:02:02	773.98
03/16	00:02:00	1,818.87
03/17	00:02:40	1,754.83
03/18	00:02:47	2,108.37
03/19	00:02:05	1,711.93
03/20	00:01:49	1,129.67
03/21	00:02:28	1,222.3
03/22	00:01:50	634.5
03/23	00:02:33	1,612.65
03/24	00:02:42	1,858.13
03/25	00:02:43	1,919.52
03/26	00:02:14	1,201.98
03/27	00:02:25	1,259.37

Day	Average Visit Duration	Visitor Minutes
03/28	00:02:05	487.4
03/29	00:02:06	725.98
03/30	00:01:53	1,305.5
03/31	00:02:48	2,237.37
Total	-	44,408.38

items 1-31 of 31

Visitors Trend - Help Card



Column Definitions

Time Interval (hour, day, etc.)

A one-year report displays monthly time increments. A one-quarter report displays weekly time increments. A one-month report or a one-week report displays daily time increments. A daily report displays hourly time increments. An hour-long interval marked 12:00, for example, includes all activity between 12:00 and 12:59.

Active Visits

Number of active visits to your web site. If a visit spans multiple time intervals, it is counted in each interval. Every visit from a visitor is counted, even if the same visitor came to your web site multiple times. Also included are zero-length visits. A zero-length visit occurs when all hits for that visit are logged with the exact same time stamp.

Visitors

Number of individuals who visited your site during the report interval. For a daily report, if someone visits more than once, that person is counted only the first time he or she visits. Values of "N/A" indicate that the detailed data required is not available. This situation occurs when the Top Visitors report has reached its configured limit or when reports for the corresponding period are turned off. For non-daily reports, the visitor measure total is "N/A" since the same visitor can be counted in multiple intervals.

New Visitors

Number of visitors who had never visited your web site before.

Average Visit Duration

The average amount of time visitors spent at your site within the given time interval. The data is formatted as hh:mm:ss (hours:minutes:seconds). The average visit duration is calculated by dividing the value from the Visitor Minutes column by the value from the Active Visits column.

Visitor Minutes

Number of minutes your web site was viewed, regardless of who was viewing it.



Report Descriptions

Use this page to determine which times your web site is busiest.

Daily averages cut off visits that continue into the next day, whereas weekly averages do not. Therefore, weekly averages may appear a bit longer than daily averages.

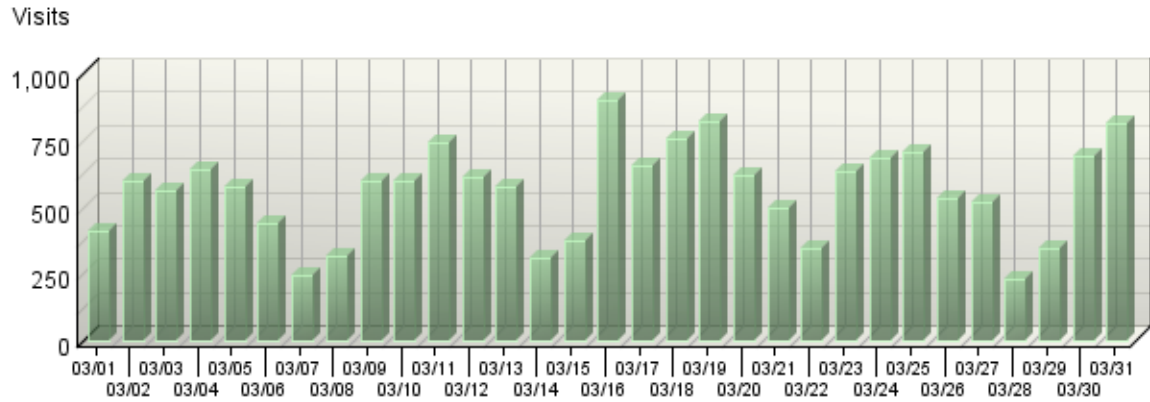
Total - The total for the column. Visits may span more than one time interval and are counted for each hour in this report. We therefore do not provide a total, which would be misleading.

Average - This row gives the average for each column.

Visits Trend

This report shows how the number of visits to your site changes over the course of the report period.

Visits Trend



Visits Trend

Day	Visits	% Visits
03/01	408	2.36%
03/02	599	3.46%
03/03	560	3.23%
03/04	637	3.68%
03/05	575	3.32%
03/06	439	2.53%
03/07	243	1.40%
03/08	319	1.84%
03/09	596	3.44%
03/10	595	3.43%
03/11	743	4.29%
03/12	612	3.53%
03/13	573	3.31%
03/14	306	1.77%
03/15	377	2.18%
03/16	901	5.20%
03/17	657	3.79%
03/18	756	4.36%
03/19	818	4.72%

Day	Visits	% Visits
03/20	620	3.58%
03/21	493	2.85%
03/22	345	1.99%
03/23	631	3.64%
03/24	684	3.95%
03/25	702	4.05%
03/26	535	3.09%
03/27	521	3.01%
03/28	233	1.34%
03/29	343	1.98%
03/30	691	3.99%
03/31	812	4.69%
Total	17,324	100.00%

items 1-31 of 31

Visits Trend - Help Card



Column Definitions

Time Interval (hour, day, etc.)

A one-year report displays monthly time increments. A one-quarter report displays weekly time increments. A one-month report or a one-week report displays daily time increments. A daily report displays hourly time increments. An hour-long interval marked 12:00, for example, includes all activity between 12:00 and 12:59.

Visits

Number of visits to your site during the specified time interval. A visit is a series of actions that begins when a visitor views their first page from the server, and ends when the visitor leaves the site or remains idle beyond the idle-time limit. The default idle-time limit is thirty minutes. This time limit can be changed by the system administrator.

%

Percentage of visits to your site during the specified time interval compared with all visits to your site during the report period.



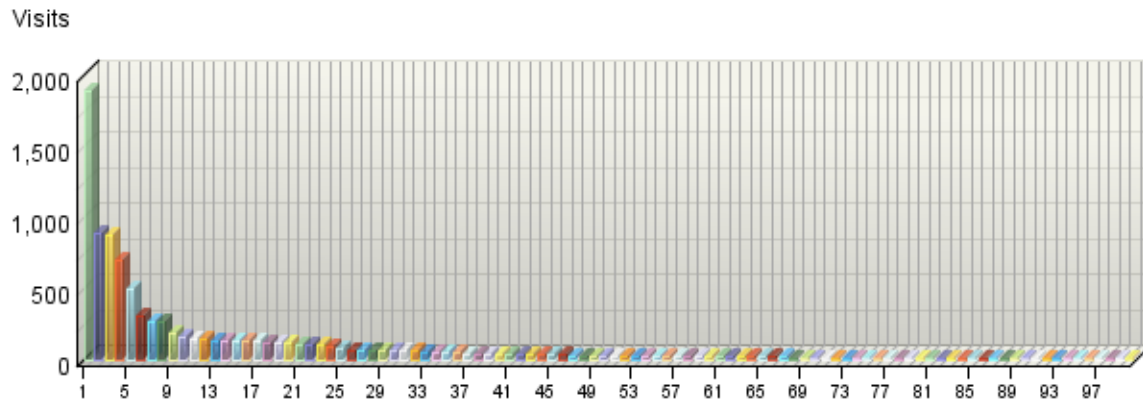
Report Descriptions

Periods of less activity can be considered good times for maintenance and content improvement.

Organizations

If you have enabled the WebTrends GeoTrends Database for this profile, this page will list the most active companies and other organizations visiting your web site.

Organizations by Visits



Organizations

	Organization Domain Name	Visits	% Visits	Hits
■ 1.	Internet Assigned Numbers Authority	1,894	10.93%	12,788
	Unresolved IP Address	919	5.31%	10,508
	verizon.net	296	1.71%	583
	comcast.net	175	1.01%	407
	sbcglobal.net	96	0.55%	243
	rogers.com	49	0.28%	92
	rr.com	49	0.28%	91
	cox.net	32	0.18%	65
	charter.com	29	0.17%	61
	windstream.net	25	0.14%	65
	tds.net	17	0.10%	40
■ 2.	KRNIC	891	5.14%	1,137
	Unresolved IP Address	881	5.09%	1,120
	samsung.co.kr	5	0.03%	8
	nexg.net	2	0.01%	6
	catholic.or.kr	1	0.01%	1
	nextodi.com	1	0.01%	1
	kotra.or.kr	1	0.01%	1

	Organization Domain Name	Visits	% Visits	Hits
3.	Yahoo	882	5.09%	1,049
	Unresolved IP Address	877	5.06%	1,039
	yahoo.net	5	0.03%	10
4.	U.S. Environmental Protection Agency	704	4.06%	9,727
	Unresolved IP Address	696	4.02%	8,009
	epa.gov	8	0.05%	1,718
5.	EXCALIBUR Group, A Time Warner Company	506	2.92%	1,516
	rr.com	257	1.48%	714
	comcast.net	108	0.62%	287
	sbcglobal.net	64	0.37%	390
	Unresolved IP Address	25	0.14%	46
	ask.com	22	0.13%	23
	dsl.bell.ca	7	0.04%	12
	skybeam.com	2	0.01%	7
	metrocast.net	2	0.01%	2
	wavecable.com	2	0.01%	6
	apogeenet.net	1	0.01%	2
6.	Comcast Cable Communications, Inc.	316	1.82%	725
	comcast.net	296	1.71%	672
	Unresolved IP Address	19	0.11%	52
	comcast.com	1	0.01%	1
7.	Bell South Intellectual Property Corporation	269	1.55%	631
	bellsouth.net	113	0.65%	279
	Unresolved IP Address	50	0.29%	94
	suddenlink.net	28	0.16%	88
	rr.com	9	0.05%	11
	q9.net	5	0.03%	9
	shawgrp.com	5	0.03%	9
	fuse.net	5	0.03%	10
	comcastbusiness.net	5	0.03%	7
	ussignalcom.net	3	0.02%	7
cricket.net	3	0.02%	6	
8.	FRANCE TELECOM	268	1.55%	542
	fti.net	260	1.50%	270
	abo.wanadoo.fr	6	0.03%	12
	royal-canin.fr	1	0.01%	258
	sep-haillan.fr	1	0.01%	2
9.	Road Runner HoldCo LLC	185	1.07%	455
	rr.com	175	1.01%	442

	Organization Domain Name	Visits	% Visits	Hits
	Unresolved IP Address	6	0.03%	8
	questsci.com	1	0.01%	1
	delucahoffman.com	1	0.01%	1
	microcure.com	1	0.01%	2
	madison.ny.us	1	0.01%	1
■ 10.	SBC Internet	164	0.95%	410
	comcastbusiness.net	39	0.23%	79
	qwest.net	36	0.21%	109
	rr.com	30	0.17%	95
	charter.com	12	0.07%	29
	wildblue.net	7	0.04%	18
	suddenlink.net	7	0.04%	15
	windstream.net	6	0.03%	9
	myvzw.com	5	0.03%	10
	Unresolved IP Address	3	0.02%	4
	clearwire-dns.net	3	0.02%	12
■ 11.	Verizon Internet Services Inc.	153	0.88%	362
	verizon.net	144	0.83%	347
	myfairpoint.net	6	0.03%	9
	bhca.org	2	0.01%	3
	irmwater.com	1	0.01%	3
■ 12.	Verizon Trademark Services LLC	144	0.83%	441
	verizon.net	132	0.76%	419
	Unresolved IP Address	3	0.02%	6
	myfairpoint.net	3	0.02%	4
	dst.ca.us	3	0.02%	8
	telepacific.net	1	0.01%	1
	med.uni-erlangen.de	1	0.01%	2
	iowatelecom.net	1	0.01%	1
■ 13.	Asia Pacific Network Information Center, Pty. Ltd.	141	0.81%	363
	Unresolved IP Address	91	0.53%	219
	122.airtelbroadband.in	27	0.16%	70
	pldt.net	5	0.03%	6
	iinet.net.au	3	0.02%	18
	asianet.co.th	3	0.02%	25
	localhost	2	0.01%	6
	ctinets.com	2	0.01%	2
	asianetcom.net	1	0.01%	2
	a2zemail.com	1	0.01%	1

	Organization Domain Name	Visits	% Visits	Hits
	52.pern.pk	1	0.01%	2
■ 14.	Sprint DSL Network	134	0.77%	280
	embarqhsd.net	134	0.77%	280
■ 15.	RIPE NCC	133	0.77%	285
	Unresolved IP Address	72	0.42%	149
	retail.telecomitalia.it	7	0.04%	12
	as9105.com	5	0.03%	19
	kln.forthnet.gr	5	0.03%	11
	sky.com	5	0.03%	6
	t-dialin.net	2	0.01%	4
	bund.de	2	0.01%	4
	bethere.co.uk	2	0.01%	2
	bb.dnainternet.fi	2	0.01%	3
	cust-adsl.tiscali.it	2	0.01%	7
■ 16.	America Online, Inc.	131	0.76%	159
	aol.com	131	0.76%	159
■ 17.	Wanadoo Portails	130	0.75%	141
	fti.net	130	0.75%	141
■ 18.	CHARTER COMMUNICATIONS	125	0.72%	229
	charter.com	120	0.69%	210
	Unresolved IP Address	2	0.01%	2
	k12.ca.us	1	0.01%	2
	wrres.com	1	0.01%	14
	lldrm.org	1	0.01%	1
■ 19.	Latin American and Caribbean IP address Regional Registry	120	0.69%	318
	Unresolved IP Address	32	0.18%	62
	veloxzone.com.br	12	0.07%	42
	prod-infinitum.com.mx	9	0.05%	16
	telesp.net.br	8	0.05%	33
	virtua.com.br	6	0.03%	20
	sp.gov.br	5	0.03%	9
	gvt.net.br	4	0.02%	10
	speedy.net.pe	3	0.02%	5
	brasiltelecom.net.br	3	0.02%	15
	fem.unicamp.br	2	0.01%	8
■ 20.	American Registry for Internet Numbers	115	0.66%	289
	rr.com	22	0.13%	48
	Unresolved IP Address	18	0.10%	37
	cgocable.net	6	0.03%	16

	Organization Domain Name	Visits	% Visits	Hits
	logixcom.net	6	0.03%	7
	cox.net	5	0.03%	9
	embarqhsd.net	5	0.03%	10
	securerserver.net	5	0.03%	56
	optonline.net	4	0.02%	11
	direcway.com	4	0.02%	5
	duke.edu	3	0.02%	12
■ 21.	COX COMMUNICATIONS	112	0.65%	247
	cox.net	108	0.62%	229
	Unresolved IP Address	2	0.01%	16
	rwpzoo.org	1	0.01%	1
	willard-alexander.com	1	0.01%	1
■ 22.	UUNET Technologies, Inc.	110	0.63%	2,991
	Unresolved IP Address	93	0.54%	2,906
	stingcomm.net	5	0.03%	60
	alter.net	4	0.02%	4
	westfieldnj12.org	2	0.01%	2
	carrollhospitalcenter.org	1	0.01%	1
	environcorp.com	1	0.01%	10
	rmtinc.com	1	0.01%	1
	sirva.com	1	0.01%	2
	prowatersource.com	1	0.01%	1
	anla.org	1	0.01%	4
■ 23.	Qwest Communications International Inc.	105	0.61%	211
	qwest.net	60	0.35%	118
	Unresolved IP Address	30	0.17%	58
	lightpath.net	6	0.03%	18
	eworks.org	1	0.01%	2
	amengtest.com	1	0.01%	1
	shawnlangley.com	1	0.01%	1
	lcrep.org	1	0.01%	2
	mesastate.edu	1	0.01%	1
	lldc.net	1	0.01%	6
	k12.co.us	1	0.01%	1
■ 24.	Cox Communications Inc.	92	0.53%	226
	cox.net	92	0.53%	226
■ 25.	Comcast Cable Communications	82	0.47%	177
	comcast.net	78	0.45%	164
	Unresolved IP Address	4	0.02%	13

	Organization Domain Name	Visits	% Visits	Hits
■ 26.	Comcast Cable Communications Holdings, Inc	73	0.42%	153
	comcast.net	73	0.42%	153
■ 27.	CSC Holdings, Inc.	73	0.42%	139
	optonline.net	72	0.42%	137
	Unresolved IP Address	1	0.01%	2
■ 28.	Comcast Cable Communications, IP Services	70	0.40%	186
	comcast.net	68	0.39%	183
	Unresolved IP Address	2	0.01%	3
■ 29.	Comcast Cable Communications Holdings, Inc.	70	0.40%	170
	comcast.net	70	0.40%	170
■ 30.	CANTV Servicios	69	0.40%	180
	Unresolved IP Address	21	0.12%	58
	cable.net.co	5	0.03%	10
	prima.net.ar	5	0.03%	27
	cantv.net	4	0.02%	13
	tsst.net.tt	4	0.02%	5
	vtr.net	3	0.02%	3
	etb.net.co	3	0.02%	9
	fibertel.com.ar	2	0.01%	4
	emcali.net.co	2	0.01%	3
	anteldata.net.uy	2	0.01%	2
	■ 31.	Southwestern Bell Internet Services, Inc.	68	0.39%
as13448.com		22	0.13%	22
Unresolved IP Address		9	0.05%	9
swbell.net		6	0.03%	16
nov.com		4	0.02%	7
rr.com		4	0.02%	9
enmaxenvision.net		3	0.02%	8
mtl.fibrevoire.ca		3	0.02%	10
obg.com		2	0.01%	3
datadomain.com		1	0.01%	3
techwareit.com		1	0.01%	3
■ 32.		SBC Internet Services	66	0.38%
	sbcglobal.net	56	0.32%	165
	Unresolved IP Address	6	0.03%	11
	garmin.com	1	0.01%	1
	santa-cruz.ca.us	1	0.01%	2
	greatmidwestcontracting.com	1	0.01%	2
	swbell.net	1	0.01%	1

	Organization Domain Name	Visits	% Visits	Hits
■ 33.	AT&T Corp.	59	0.34%	122
	Unresolved IP Address	41	0.24%	81
	att-inc.com	4	0.02%	5
	pirnie.com	2	0.01%	2
	vanguardenergygroup.com	2	0.01%	22
	state.in.us	2	0.01%	3
	wiley.com	1	0.01%	1
	kemron-lab.com	1	0.01%	1
	villageofmidlothian.net	1	0.01%	1
	claytoncorp.com	1	0.01%	1
	hhcorp.org	1	0.01%	2
■ 34.	KOREA TELECOM	54	0.31%	185
	Unresolved IP Address	54	0.31%	185
■ 35.	BellSouth.net Inc.	51	0.29%	114
	bellsouth.net	36	0.21%	77
	Unresolved IP Address	12	0.07%	30
	wancdf.com	1	0.01%	1
	state.fl.us	1	0.01%	1
	fcboc.org	1	0.01%	5
■ 36.	Comcast Cable Communications, Inc	50	0.29%	132
	comcast.net	48	0.28%	126
	Unresolved IP Address	2	0.01%	6
■ 37.	Uninet S.A. de C.V.	45	0.26%	141
	prod-infinitum.com.mx	41	0.24%	137
	Unresolved IP Address	3	0.02%	3
	uninet.net.mx	1	0.01%	1
■ 38.	ioNET, Inc.	44	0.25%	99
	Unresolved IP Address	21	0.12%	50
	ttemi.com	9	0.05%	22
	unitedconveyor.com	2	0.01%	5
	kosmix.com	1	0.01%	1
	baybroadband.net	1	0.01%	1
	mc3.edu	1	0.01%	1
	wisperisp.com	1	0.01%	3
	axint.net	1	0.01%	2
	hinshawculbertson.com	1	0.01%	1
	air.org	1	0.01%	2
■ 39.	Korea Internet Data Center Inc.	44	0.25%	45
	Unresolved IP Address	44	0.25%	45
■ 40.	AfriNIC - www.afrinic.net	43	0.25%	89

	Organization Domain Name	Visits	% Visits	Hits
	tedata.net	19	0.11%	40
	Unresolved IP Address	14	0.08%	25
	link.com.eg	5	0.03%	16
	4u.com.gh	2	0.01%	2
	vodacom.co.za	2	0.01%	5
	mcvpr.com	1	0.01%	1
■ 41.	Proxad, Internet Service Provider in France	41	0.24%	285
	laycat.com	20	0.12%	110
	dedibox.fr	9	0.05%	119
	kyklo.com	9	0.05%	39
	aceleo.com	2	0.01%	13
	proxad.net	1	0.01%	4
■ 42.	Covad Communications Company	37	0.21%	82
	covad.net	34	0.20%	71
	Unresolved IP Address	2	0.01%	8
	starlitemedia.com	1	0.01%	3
■ 43.	CABLES-CUSTOMERS-CONNECTION	37	0.21%	42
	bezeqint.net	37	0.21%	42
■ 44.	ROGERS SHARED SERVICES	37	0.21%	75
	Unresolved IP Address	30	0.17%	62
	rogers.com	2	0.01%	4
	verizon.net	2	0.01%	3
	spcsdns.net	2	0.01%	5
	dsl.bell.ca	1	0.01%	1
■ 45.	NIB	35	0.20%	116
	Unresolved IP Address	30	0.17%	84
	225/24.bsnl.in	4	0.02%	31
	22/24.bsnl.in	1	0.01%	1
■ 46.	Ovh Systems	35	0.20%	870
	ovh.net	33	0.19%	868
	smartwebsearching.be	2	0.01%	2
■ 47.	Hotmail Corporation	33	0.19%	33
	msn.com	31	0.18%	31
	Unresolved IP Address	2	0.01%	2
■ 48.	Texas A&M University	31	0.18%	67
	tamu.edu	27	0.16%	51
	Unresolved IP Address	4	0.02%	16
■ 49.	Provider Local Registry	31	0.18%	108
	Unresolved IP Address	19	0.11%	71
	ttnet.net.tr	2	0.01%	2

	Organization Domain Name	Visits	% Visits	Hits
	pol.co.uk	2	0.01%	2
	pool.t-online.hu	1	0.01%	3
	access.telenet.be	1	0.01%	6
	adsl.hansenet.de	1	0.01%	3
	ip.fastwebnet.it	1	0.01%	2
	sme.bredbandsbolaget.se	1	0.01%	6
	servainet.com	1	0.01%	7
	b.astral.ro	1	0.01%	1
■ 50.	Frontier Information Technologies INC	30	0.17%	55
	frontiernet.net	16	0.09%	30
	Unresolved IP Address	12	0.07%	23
	cbrands.com	1	0.01%	1
	monmouthcollege.edu	1	0.01%	1
■ 51.	Sympatico HSE	29	0.17%	87
	dsl.bell.ca	21	0.12%	44
	sdsl.bell.ca	4	0.02%	18
	Unresolved IP Address	4	0.02%	25
■ 52.	Shaw Cablesystems G.P.	28	0.16%	46
	shawcable.net	27	0.16%	45
	keystoneenviro.com	1	0.01%	1
■ 53.	Time Warner Telecom	28	0.16%	51
	twtelecom.net	15	0.09%	23
	Unresolved IP Address	4	0.02%	5
	spfwater.com	2	0.01%	7
	ctw.com	2	0.01%	2
	ctmale.com	1	0.01%	6
	rcc.org	1	0.01%	1
	zephyrenv.com	1	0.01%	2
	ardaman.com	1	0.01%	3
	icopolymers.com	1	0.01%	2
■ 54.	Comcast Business Communications, Inc.	28	0.16%	49
	comcastbusiness.net	23	0.13%	43
	Unresolved IP Address	2	0.01%	3
	leavyfrank.com	1	0.01%	1
	agawam-ma.com	1	0.01%	1
	snbl-cpc.com	1	0.01%	1
■ 55.	CHTD, Chunghwa Telecom Co., Ltd.	26	0.15%	73
	Unresolved IP Address	13	0.08%	42
	hinet.net	10	0.06%	22
	jintex.com.tw	1	0.01%	2

	Organization Domain Name	Visits	% Visits	Hits
	hchg.gov.tw	1	0.01%	1
	comtrend.com.tw	1	0.01%	6
56.	State of California Air Resources Board	26	0.15%	45
	ca.gov	22	0.13%	22
	Unresolved IP Address	4	0.02%	23
57.	Illinois Century Network	24	0.14%	40
	Unresolved IP Address	9	0.05%	14
	k12.il.us	7	0.04%	9
	learningcommunity202.org	2	0.01%	3
	ywlcs.org	1	0.01%	1
	d214.org	1	0.01%	1
	glenview34.org	1	0.01%	1
	egvpl.org	1	0.01%	7
	illinois.net	1	0.01%	1
	icc.edu	1	0.01%	3
58.	Verizon Internet Services	23	0.13%	59
	verizon.net	22	0.13%	49
	Unresolved IP Address	1	0.01%	10
59.	University of Illinois at Urbana Champaign	23	0.13%	48
	riverglassinc.com	13	0.08%	15
	uiuc.edu	10	0.06%	33
60.	University of Arizona	23	0.13%	92
	arizona.edu	14	0.08%	54
	Unresolved IP Address	9	0.05%	38
61.	Cellco Partnership DBA Verizon Wireless	22	0.13%	45
	myvzw.com	22	0.13%	45
62.	Speakeasy Network DSL	22	0.13%	80
	speakeasy.net	22	0.13%	80
63.	XO Communications, Inc	22	0.13%	45
	xo.net	12	0.07%	20
	freightdesk.net	3	0.02%	7
	acnenergy.com	2	0.01%	2
	washingtonanalysis.com	1	0.01%	1
	Unresolved IP Address	1	0.01%	2
	science.org	1	0.01%	6
	actionnet.net	1	0.01%	1
	shschools.org	1	0.01%	6
64.	CNCGROUP Beijing province network	22	0.13%	124
	Unresolved IP Address	22	0.13%	124

	Organization Domain Name	Visits	% Visits	Hits
65.	CHINA SCIENCE AND TECHNOLOGY NETWORK	21	0.12%	97
	Unresolved IP Address	21	0.12%	97
66.	University of Tennessee	21	0.12%	53
	utk.edu	11	0.06%	32
	Unresolved IP Address	10	0.06%	21
67.	Purdue University	21	0.12%	71
	purdue.edu	21	0.12%	71
68.	GTIS	20	0.12%	33
	hc-sc.gc.ca	13	0.08%	21
	Unresolved IP Address	5	0.03%	10
	ccra-adrc.gc.ca	2	0.01%	2
69.	State of Minnesota	20	0.12%	48
	Unresolved IP Address	20	0.12%	48
70.	Videsh Sanchar Nigam Ltd - India.	20	0.12%	38
	vsnl.net.in	15	0.09%	31
	Unresolved IP Address	3	0.02%	5
	lbinfotech.net	1	0.01%	1
	iitm.ac.in	1	0.01%	1
71.	Michigan State University	19	0.11%	82
	msu.edu	13	0.08%	44
	Unresolved IP Address	6	0.03%	38
72.	Hughes Network Systems	19	0.11%	41
	direcway.com	15	0.09%	32
	direcpc.com	4	0.02%	9
73.	University of Florida	19	0.11%	56
	ufl.edu	16	0.09%	48
	Unresolved IP Address	3	0.02%	8
74.	Internet Allegiance, Inc.	18	0.10%	46
	algx.net	13	0.08%	36
	aap.org	1	0.01%	1
	abionline.com	1	0.01%	1
	grta.org	1	0.01%	2
	raklaw.com	1	0.01%	2
	lewis-burke.com	1	0.01%	4
75.	University of California at Davis	18	0.10%	45
	ucdavis.edu	13	0.08%	35
	Unresolved IP Address	5	0.03%	10
76.	CHINANET Shanghai province network	18	0.10%	96
	Unresolved IP Address	15	0.09%	37

	Organization Domain Name	Visits	% Visits	Hits
	163data.com.cn	3	0.02%	59
77.	State of Oregon	18	0.10%	95
	state.or.us	17	0.10%	94
	Unresolved IP Address	1	0.01%	1
78.	Michigan State Government	18	0.10%	39
	Unresolved IP Address	17	0.10%	33
	michigan.gov	1	0.01%	6
79.	University of Wisconsin	18	0.10%	57
	wisc.edu	10	0.06%	46
	Unresolved IP Address	8	0.05%	11
80.	PARIS CEDEX 16	18	0.10%	972
	oecd.org	18	0.10%	972
81.	North Carolina Research and Education Network	17	0.10%	42
	Unresolved IP Address	10	0.06%	19
	unc.edu	7	0.04%	23
82.	University of Arkansas - Fayetteville	17	0.10%	52
	uark.edu	13	0.08%	40
	Unresolved IP Address	4	0.02%	12
83.	TDS Telecom, TDSNET	17	0.10%	44
	tds.net	16	0.09%	43
	cwpb.com	1	0.01%	1
84.	Pennsylvania State University	17	0.10%	60
	psu.edu	15	0.09%	54
	Unresolved IP Address	2	0.01%	6
85.	University of Michigan -- ITD	17	0.10%	87
	umich.edu	17	0.10%	87
86.	USDA Office of Operations	17	0.10%	30
	usda.gov	12	0.07%	23
	Unresolved IP Address	5	0.03%	7
87.	INSIGHT COMMUNICATIONS COMPANY, L.P.	16	0.09%	27
	insightbb.com	16	0.09%	27
88.	Telekom Malaysia Berhad	16	0.09%	27
	tm.net.my	12	0.07%	20
	Unresolved IP Address	4	0.02%	7
89.	Shanghai JiaoTong University	16	0.09%	1,253
	Unresolved IP Address	16	0.09%	1,253
90.	Oregon State University	16	0.09%	55
	oregonstate.edu	13	0.08%	44
	orst.edu	3	0.02%	11

	Organization Domain Name	Visits	% Visits	Hits
■ 91.	Japan Network Information Center	16	0.09%	31
	Unresolved IP Address	9	0.05%	22
	epson.co.jp	1	0.01%	1
	panasonic.com	1	0.01%	1
	pref.iwate.jp	1	0.01%	1
	u-tokyo.ac.jp	1	0.01%	1
	waseda.ac.jp	1	0.01%	1
	niigata-u.ac.jp	1	0.01%	1
	aitai.ne.jp	1	0.01%	3
■ 92.	Cincinnati Bell Telephone	16	0.09%	35
	fuse.net	14	0.08%	32
	Unresolved IP Address	2	0.01%	3
■ 93.	CABLE ONE	16	0.09%	79
	cableone.net	15	0.09%	78
	frasiertransport.net	1	0.01%	1
■ 94.	University of Maryland	16	0.09%	32
	umd.edu	12	0.07%	23
	Unresolved IP Address	3	0.02%	5
	usmd.edu	1	0.01%	4
■ 95.	WiscNet	15	0.09%	25
	wiscnet.net	6	0.03%	6
	Unresolved IP Address	6	0.03%	13
	tec.wi.us	2	0.01%	5
	fvtc.edu	1	0.01%	1
■ 96.	Virginia Tech CNS	15	0.09%	45
	vt.edu	15	0.09%	45
■ 97.	University of Minnesota	15	0.09%	32
	umn.edu	15	0.09%	32
■ 98.	CHINANET Guangdong province network	15	0.09%	22
	Unresolved IP Address	10	0.06%	17
	163data.com.cn	5	0.03%	5
■ 99.	University of California at Berkeley	15	0.09%	66
	Berkeley.EDU	15	0.09%	66
■ 100.	D. A. Cox Enterprises, Incorporated	15	0.09%	34
	cox.net	14	0.08%	33
	tulsatech.org	1	0.01%	1
■ 101.	Iowa State University	15	0.09%	32
	iastate.edu	7	0.04%	20
	gsinetblock.net	5	0.03%	5
	Unresolved IP Address	3	0.02%	7

	Organization Domain Name	Visits	% Visits	Hits
■ 102.	AT&T Global Network Services	15	0.09%	24
	Unresolved IP Address	6	0.03%	6
	mycingular.net	5	0.03%	6
	prserv.net	2	0.01%	9
	98.DSNET	1	0.01%	2
	chemtrec.com	1	0.01%	1
■ 103.	North Carolina State University	15	0.09%	42
	ncsu.edu	15	0.09%	42
■ 104.	RCN	15	0.09%	25
	rcn.com	13	0.08%	22
	Unresolved IP Address	2	0.01%	3
■ 105.	The United States Centers For Disease Control	14	0.08%	29
	cdc.gov	14	0.08%	29
■ 106.	Videotron Ltee	14	0.08%	31
	mc.videotron.ca	12	0.07%	28
	static.videotron.ca	2	0.01%	3
■ 107.	EarthLink, Inc.	14	0.08%	27
	mindspring.com	13	0.08%	26
	earthlink.net	1	0.01%	1
■ 108.	National Park Service	14	0.08%	26
	Unresolved IP Address	8	0.05%	16
	nps.gov	6	0.03%	10
■ 109.	Telstra Internet	14	0.08%	25
	bigpond.net.au	7	0.04%	13
	Unresolved IP Address	6	0.03%	10
	telstra.net	1	0.01%	2
■ 110.	McLeod, Inc	14	0.08%	23
	mcleodusa.net	7	0.04%	13
	bop.gov	4	0.02%	6
	andrews-eng.com	1	0.01%	2
	linncounty.org	1	0.01%	1
	mfgsi.com	1	0.01%	1
■ 111.	Century Telephone Ent., Inc.	14	0.08%	38
	centurytel.net	13	0.08%	37
	Unresolved IP Address	1	0.01%	1
■ 112.	Rutgers University	14	0.08%	39
	rutgers.edu	14	0.08%	39
■ 113.	CH2M Hill, Inc.	14	0.08%	39
	ch2m.com	10	0.06%	24
	Unresolved IP Address	4	0.02%	15

	Organization Domain Name	Visits	% Visits	Hits
■ 114.	United States Army Corps of Engineers	14	0.08%	28
	army.mil	13	0.08%	27
	Unresolved IP Address	1	0.01%	1
■ 115.	Fujian Normal University	14	0.08%	14
	Unresolved IP Address	14	0.08%	14
■ 116.	AT&T Worldnet Services	14	0.08%	19
	Unresolved IP Address	10	0.06%	14
	att.net	3	0.02%	3
	mcfarlandclinic.com	1	0.01%	2
■ 117.	Secure Computing Inc	13	0.08%	48
	Unresolved IP Address	13	0.08%	48
■ 118.	Global Online Services	13	0.08%	25
	global-bd.net	13	0.08%	25
■ 119.	Columbia University	13	0.08%	21
	columbia.edu	13	0.08%	21
■ 120.	PROVIDER	13	0.08%	18
	Unresolved IP Address	7	0.04%	9
	squ.edu.om	3	0.02%	3
	net.novis.pt	2	0.01%	5
	aub.edu.lb	1	0.01%	1
■ 121.	University of Colorado	13	0.08%	43
	colorado.edu	13	0.08%	43
■ 122.	University of Utah	13	0.08%	45
	utah.edu	13	0.08%	45
■ 123.	Ministry of Education Computer Center	13	0.08%	37
	Unresolved IP Address	8	0.05%	27
	nchu.edu.tw	2	0.01%	5
	dyu.edu.tw	1	0.01%	1
	cmu.edu.tw	1	0.01%	2
	kmu.edu.tw	1	0.01%	2
■ 124.	GCI	13	0.08%	17
	gci.net	11	0.06%	15
	alaskasealife.org	1	0.01%	1
	trustees.org	1	0.01%	1
■ 125.	Ara Tel	12	0.07%	24
	Unresolved IP Address	8	0.05%	20
	seoul.go.kr	4	0.02%	4
■ 126.	University of California, Davis	12	0.07%	19
	Unresolved IP Address	11	0.06%	18
	ucdavis.edu	1	0.01%	1

	Organization Domain Name	Visits	% Visits	Hits
127.	DEN BRIDGED CIRCUITS	12	0.07%	56
	speakeasy.net	12	0.07%	56
128.	Texas Tech University	12	0.07%	67
	ttu.edu	12	0.07%	67
129.	Adelphia Cable Communications	12	0.07%	54
	fuse.net	12	0.07%	54
130.	University of New Hampshire	12	0.07%	16
	unh.edu	12	0.07%	16
131.	Washington State Department of Health	12	0.07%	136
	Unresolved IP Address	12	0.07%	136
132.	TELEFONICA DE ESPANA	12	0.07%	56
	rima-tde.net	12	0.07%	56
133.	CNCGROUP Tianjin province network	12	0.07%	30
	Unresolved IP Address	12	0.07%	30
134.	University of California, Los Angeles	12	0.07%	23
	ucla.edu	8	0.05%	14
	Unresolved IP Address	4	0.02%	9
135.	SingNet Pte Ltd	12	0.07%	13
	Unresolved IP Address	12	0.07%	13
136.	Bresnan Communications, LLC.	12	0.07%	38
	bresnan.net	11	0.06%	37
	mesacounty.us	1	0.01%	1
137.	Indiana University	12	0.07%	24
	indiana.edu	11	0.06%	19
	ius.edu	1	0.01%	5
138.	University of Puerto Rico-Central Administration	12	0.07%	21
	Unresolved IP Address	11	0.06%	19
	upr.edu	1	0.01%	2
139.	Johns Hopkins University	12	0.07%	54
	jhspu.edu	5	0.03%	44
	jhu.edu	5	0.03%	7
	johnshopkins.net	1	0.01%	1
140.	Unresolved IP Address	1	0.01%	2
	Emirates Internet	11	0.06%	30
	Unresolved IP Address	7	0.04%	11
141.	emirates.net.ae	4	0.02%	19
	Telewest HSD Platform	11	0.06%	67
	blueyonder.co.uk	11	0.06%	67
142.	Teale Data Center	11	0.06%	23

	Organization Domain Name	Visits	% Visits	Hits
	Unresolved IP Address	7	0.04%	18
	ca.gov	4	0.02%	5
143.	Cornell University	11	0.06%	27
	cornell.edu	10	0.06%	26
	Unresolved IP Address	1	0.01%	1
144.	Telus Communications Inc.	11	0.06%	24
	telus.net	10	0.06%	21
	Unresolved IP Address	1	0.01%	3
145.	Service Provider Corporation	11	0.06%	19
	Unresolved IP Address	8	0.05%	15
	mycingular.net	3	0.02%	4
146.	Global Crossing	11	0.06%	25
	Unresolved IP Address	5	0.03%	14
	navista.net	2	0.01%	2
	gblx.net	2	0.01%	6
	stratuswave.net	1	0.01%	2
	ayresassociates.com	1	0.01%	1
147.	Data Communication Business Group, Chunghwa Telecom Co., Ltd.	11	0.06%	19
	Unresolved IP Address	5	0.03%	12
	hinet.net	5	0.03%	6
	in-addr.arpa	1	0.01%	1
148.	ComSource, Inc	11	0.06%	19
	Unresolved IP Address	10	0.06%	18
	usfilter.com	1	0.01%	1
149.	CHTD, Chunghwa Telecom Co.,Ltd.	11	0.06%	44
	hinet.net	11	0.06%	44
150.	State of Connecticut	11	0.06%	14
	ct.gov	6	0.03%	9
	Unresolved IP Address	5	0.03%	5
151.	Pacific Bell Internet Services	11	0.06%	18
	Unresolved IP Address	4	0.02%	6
	westmont.edu	1	0.01%	4
	drivesavers.com	1	0.01%	1
	consolidated.net	1	0.01%	2
	pacbell.net	1	0.01%	1
	sbcglobal.net	1	0.01%	1
	cornerturn.com	1	0.01%	2
	nctv.com	1	0.01%	1
152.	Drexel University	11	0.06%	24

	Organization Domain Name	Visits	% Visits	Hits
	drexel.edu	11	0.06%	24
■ 153.	CHINANET jiangsu province network	11	0.06%	43
	Unresolved IP Address	10	0.06%	41
	163data.com.cn	1	0.01%	2
■ 154.	U.S. Dept. of Transportation	11	0.06%	27
	dot.gov	11	0.06%	27
■ 155.	Foresight Science & Technology	11	0.06%	38
	foresightst.com	11	0.06%	38
■ 156.	State of Georgia (DOAS-CSD)	11	0.06%	19
	State.Ga.US	6	0.03%	13
	Unresolved IP Address	5	0.03%	6
■ 157.	University of Toronto	11	0.06%	58
	med.utoronto.ca	6	0.03%	15
	chem.utoronto.ca	2	0.01%	5
	economics.utoronto.ca	1	0.01%	31
	scar.utoronto.ca	1	0.01%	1
	ecf.utoronto.ca	1	0.01%	6
■ 158.	University of Pittsburgh	11	0.06%	39
	pitt.edu	9	0.05%	32
	Unresolved IP Address	2	0.01%	7
■ 159.	Information Systems, U.S. House of Representatives	10	0.06%	15
	house.gov	10	0.06%	15
■ 160.	University of Virginia	10	0.06%	18
	Virginia.EDU	6	0.03%	10
	Unresolved IP Address	3	0.02%	7
	msinnovation.info	1	0.01%	1
■ 161.	DUKE UNIVERSITY	10	0.06%	31
	duke.edu	10	0.06%	31
■ 162.	PenTeleData Inc.	10	0.06%	28
	ptd.net	9	0.05%	27
	Unresolved IP Address	1	0.01%	1
■ 163.	Beijing Teletron Telecom Engineering Co., Ltd.	10	0.06%	33
	Unresolved IP Address	10	0.06%	33
■ 164.	STATE OF MARYLAND	10	0.06%	13
	state.md.us	10	0.06%	13
■ 165.	Bell Canada	10	0.06%	19
	dsl.bell.ca	7	0.04%	14
	Unresolved IP Address	3	0.02%	5

	Organization Domain Name	Visits	% Visits	Hits
■ 166.	OECD - Organisation for Economic Co-Operation and Development oecd.org	10 10	0.06% 0.06%	540 540
■ 167.	Emirates Telecommunications Corporation Unresolved IP Address	10 10	0.06% 0.06%	15 15
■ 168.	Michigan Technological University mtu.edu	10 10	0.06% 0.06%	83 83
■ 169.	Montgomery County Public Schools Unresolved IP Address	10 10	0.06% 0.06%	17 17
■ 170.	Ameritech ameritech.net Unresolved IP Address sahstl.com	10 7 2 1	0.06% 0.04% 0.01% 0.01%	20 14 5 1
■ 171.	Battelle Memorial Institute Unresolved IP Address battelle.com	10 7 3	0.06% 0.04% 0.02%	23 14 9
■ 172.	Lehigh University lehigh.EDU	10 10	0.06% 0.06%	47 47
■ 173.	U.S. Geological Survey usgs.gov	10 10	0.06% 0.06%	26 26
■ 174.	Taiwan Academic Network Unresolved IP Address nctu.edu.tw ntu.edu.tw	10 8 1 1	0.06% 0.05% 0.01% 0.01%	19 14 3 2
■ 175.	KNOLOGY Holdings, Inc. knology.net stpete.org	10 9 1	0.06% 0.05% 0.01%	21 17 4
■ 176.	Neostrada Plus adsl.tpnet.pl	10 10	0.06% 0.06%	23 23
■ 177.	Fairfax County Public Schools Unresolved IP Address	10 10	0.06% 0.06%	16 16
■ 178.	New York City Public Schools Unresolved IP Address	10 10	0.06% 0.06%	13 13
■ 179.	University of Texas at Austin utexas.edu Unresolved IP Address	10 9 1	0.06% 0.05% 0.01%	18 16 2
■ 180.	Limelight Networks, Inc. Unresolved IP Address	10 10	0.06% 0.06%	15 15
■ 181.	Colorado State University colostate.edu	10 10	0.06% 0.06%	31 31

	Organization Domain Name	Visits	% Visits	Hits
■ 182.	PT Telekomunikasi Indonesia	10	0.06%	29
	telkom.net.id	9	0.05%	28
	Unresolved IP Address	1	0.01%	1
■ 183.	Level 3 Communications, Inc.	10	0.06%	35
	Level3.net	4	0.02%	8
	Unresolved IP Address	3	0.02%	4
	speednetllc.com	1	0.01%	18
	halliburton.com	1	0.01%	1
	borgwarner.com	1	0.01%	4
■ 184.	Logical Data System & Services	9	0.05%	60
	Unresolved IP Address	9	0.05%	60
■ 185.	MOREnet	9	0.05%	14
	Unresolved IP Address	9	0.05%	14
■ 186.	Queen's University	9	0.05%	14
	N110.QueensU.CA	2	0.01%	3
	N44.QueensU.CA	2	0.01%	2
	N36.QueensU.CA	1	0.01%	2
	N35.QueensU.CA	1	0.01%	1
	N167.QueensU.CA	1	0.01%	1
	N40.QueensU.CA	1	0.01%	1
	uncontrolled.QueensU.CA	1	0.01%	4
■ 187.	Korea University	9	0.05%	18
	Unresolved IP Address	9	0.05%	18
■ 188.	State of Ohio Network	9	0.05%	26
	Unresolved IP Address	9	0.05%	26
■ 189.	telus	9	0.05%	17
	telus.net	6	0.03%	14
	uchicago.edu	1	0.01%	1
	icsincorporated.com	1	0.01%	1
	Unresolved IP Address	1	0.01%	1
■ 190.	CHINANET beijing province network	9	0.05%	15
	Unresolved IP Address	9	0.05%	15
■ 191.	Puerto Rico Telephone Company	9	0.05%	22
	prtc.net	8	0.05%	21
	Unresolved IP Address	1	0.01%	1
■ 192.	USLEC Corp.	9	0.05%	16
	Unresolved IP Address	7	0.04%	14
	uslec.net	1	0.01%	1
	aquaeter.com	1	0.01%	1
■ 193.	Universidad Nacional Autonoma de Mexico	9	0.05%	18

	Organization Domain Name	Visits	% Visits	Hits
	Unresolved IP Address	4	0.02%	7
	biomedicas.unam.mx	3	0.02%	9
	iingen.unam.mx	2	0.01%	2
194.	Clemson University	9	0.05%	16
	Unresolved IP Address	6	0.03%	11
	clemsun.edu	3	0.02%	5
195.	Commonwealth of Kentucky Dept. of Information Systems	9	0.05%	12
	ky.gov	6	0.03%	9
	Unresolved IP Address	3	0.02%	3
196.	CNCGROUP Shandong province network	9	0.05%	83
	Unresolved IP Address	9	0.05%	83
197.	Indiana Higher Education Telecommunication System	9	0.05%	18
	Unresolved IP Address	7	0.04%	15
	k12.in.us	1	0.01%	2
	zebras.net	1	0.01%	1
198.	Cambridge Scientific Abstracts	9	0.05%	10
	csa.com	9	0.05%	10
199.	Harvard University	9	0.05%	33
	harvard.edu	9	0.05%	33
200.	National Internet Backbone	9	0.05%	19
	Unresolved IP Address	9	0.05%	19
	Other	6,095	35.18%	15,431
	Total	17,323	100.00%	63,220

items 1-200 of 200

Organizations - Help Card



Column Definitions

Organization

The name of the organization, which could be a company, a government agency, a school, or any other type of organization. This name was determined by either of the following methods:

- The visitor's IP address matched an Intranet Domain configuration within the Admin Console.
- Looking up the visitor's IP address in the WebTrends GeoTrends Database.

Unknown

The organization could not be determined.

Domain Name

The text name (for example, netiq.com) corresponding to the visitor's IP address. The domain name can be determined from any of the following methods:

- The domain was logged by the web server.
- The IP address matched an Intranet Domain configuration within the Admin Console.
- DNS resolution.

IP addresses that do not resolve to a domain by these methods are categorized as follows:

- Reserved IP Address - The IP address falls within a block of reserved addresses. For example, 192.168.x.x and 10.x.x.x addresses are reserved for private networks.
- Unresolved IP Address - Category for IP addresses that did not resolve to a domain (perhaps because DNS resolution was disabled).

The domain name shown is the second-level domain name, such as netiq.com. For example, all visitors from sales.netiq.com, us.sales.netiq.com, and service.netiq.com are combined in the statistics for netiq.com. If the top-level domain name is a country code, then the third-level domain name is shown also (for example, anycompany.com.au).

Visits

Number of visits to your site from this organization. A visit is a series of actions that begins when a visitor views their first page from the server, and ends when the visitor leaves the site or remains idle beyond the idle-time limit. The default idle-time limit is thirty minutes. This time limit can be changed by the system administrator.

Hits

Number of hits to your site from this organization. Each file requested by a visitor registers as a hit. There can be several hits on each page. While the volume of hits reflects the amount of server traffic, it is not an accurate reflection of the number of pages viewed.



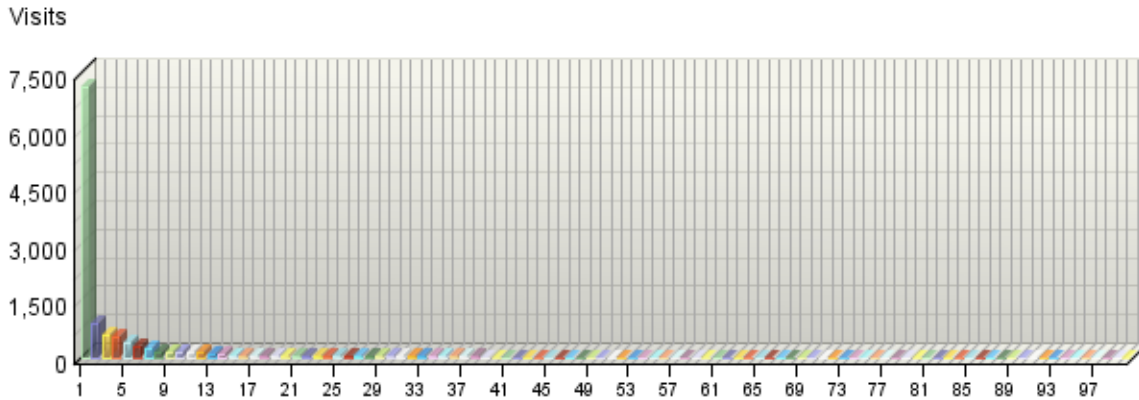
Report Descriptions

Use this information when you are interested in an organization as a whole, such as NetIQ Corporation. You can identify the major domain names from each company, such as netiq.com and webtrends.com from NetIQ.

Domain Names

This report lists the domain name that generates the most activity to your web site.

Domain Names by Visits



Domain Names

	Domain Name	Visits	% Visits	Hits
1.	Unresolved IP Address	7,159	41.32%	33,719
2.	comcast.net	917	5.29%	2,167
3.	verizon.net	598	3.45%	1,403
4.	rr.com	550	3.17%	1,425
5.	fti.net	390	2.25%	411
6.	sbcglobal.net	298	1.72%	970
7.	cox.net	252	1.45%	566
8.	charter.com	165	0.95%	307
9.	bellsouth.net	154	0.89%	364
10.	embarqhsd.net	141	0.81%	294
11.	aol.com	135	0.78%	166
12.	qwest.net	135	0.78%	315
13.	comcastbusiness.net	84	0.48%	157
14.	optonline.net	83	0.48%	170
15.	pacbell.net	75	0.43%	166
16.	swbell.net	57	0.33%	165
17.	rogers.com	54	0.31%	101
18.	prod-infinitem.com.mx	52	0.30%	158
19.	windstream.net	50	0.29%	107

	Domain Name	Visits	% Visits	Hits
20.	suddenlink.net	46	0.27%	136
21.	dsl.bell.ca	45	0.26%	86
22.	ameritech.net	42	0.24%	92
23.	speakeasy.net	41	0.24%	149
24.	bezeqint.net	38	0.22%	43
25.	tds.net	35	0.20%	87
26.	army.mil	34	0.20%	113
27.	covad.net	34	0.20%	71
28.	shawcable.net	34	0.20%	90
29.	ovh.net	34	0.20%	869
30.	mindspring.com	34	0.20%	80
31.	ca.gov	33	0.19%	42
32.	hinet.net	33	0.19%	102
33.	fuse.net	31	0.18%	96
34.	msn.com	31	0.18%	31
35.	myvzw.com	30	0.17%	64
36.	oecd.org	28	0.16%	1,512
37.	122.airtelbroadband.in	27	0.16%	70
38.	tamu.edu	27	0.16%	51
39.	spscdns.net	24	0.14%	43
40.	usgs.gov	23	0.13%	52
41.	ask.com	22	0.13%	23
42.	as13448.com	22	0.13%	22
43.	twtelecom.net	21	0.12%	29
44.	mchsi.com	21	0.12%	36
45.	purdue.edu	21	0.12%	71
46.	tedata.net	20	0.12%	41
47.	centurytel.net	20	0.12%	44
48.	laycat.com	20	0.12%	110
49.	163data.com.cn	19	0.11%	86
50.	direcway.com	19	0.11%	37
51.	frontiernet.net	18	0.10%	33
52.	umich.edu	18	0.10%	88
53.	telus.net	18	0.10%	40
54.	cableone.net	18	0.10%	100
55.	insightbb.com	17	0.10%	28
56.	abo.wanadoo.fr	17	0.10%	71
57.	state.or.us	17	0.10%	94
58.	rima-tde.net	17	0.10%	76
59.	mc.videotron.ca	16	0.09%	33
60.	blueyonder.co.uk	16	0.09%	76

	Domain Name	Visits	% Visits	Hits
61.	ttnet.net.tr	16	0.09%	35
62.	ufl.edu	16	0.09%	48
63.	snet.net	16	0.09%	27
64.	vsnl.net.in	16	0.09%	32
65.	umn.edu	15	0.09%	32
66.	wildblue.net	15	0.09%	32
67.	ncsu.edu	15	0.09%	42
68.	rcn.com	15	0.09%	25
69.	home.otenet.gr	15	0.09%	29
70.	vt.edu	15	0.09%	45
71.	usda.gov	15	0.09%	26
72.	tm.net.my	15	0.09%	26
73.	Berkeley.EDU	15	0.09%	66
74.	psu.edu	15	0.09%	54
75.	af.mil	15	0.09%	32
76.	zoominternet.net	14	0.08%	26
77.	cdc.gov	14	0.08%	29
78.	retail.telecomitalia.it	14	0.08%	34
79.	rutgers.edu	14	0.08%	39
80.	arizona.edu	14	0.08%	54
81.	business.telecomitalia.it	14	0.08%	38
82.	ucdavis.edu	14	0.08%	36
83.	wideopenwest.com	14	0.08%	22
84.	asianet.co.th	14	0.08%	46
85.	bresnan.net	13	0.08%	42
86.	riverglassinc.com	13	0.08%	15
87.	uark.edu	13	0.08%	40
88.	msu.edu	13	0.08%	44
89.	veloxzone.com.br	13	0.08%	43
90.	utah.edu	13	0.08%	45
91.	columbia.edu	13	0.08%	21
92.	oregonstate.edu	13	0.08%	44
93.	myfairpoint.net	13	0.08%	17
94.	xo.net	13	0.08%	21
95.	duke.edu	13	0.08%	43
96.	hc-sc.gc.ca	13	0.08%	21
97.	global-bd.net	13	0.08%	25
98.	algx.net	13	0.08%	36
99.	unc.edu	13	0.08%	51
100.	colorado.edu	13	0.08%	43
101.	pldt.net	12	0.07%	18

	Domain Name	Visits	% Visits	Hits
102.	umd.edu	12	0.07%	23
103.	unh.edu	12	0.07%	16
104.	navy.mil	12	0.07%	45
105.	t-dialin.net	12	0.07%	23
106.	ttu.edu	12	0.07%	67
107.	mcleodusa.net	11	0.06%	21
108.	etb.net.co	11	0.06%	39
109.	foresightst.com	11	0.06%	38
110.	scansafe.net	11	0.06%	35
111.	gci.net	11	0.06%	15
112.	telesp.net.br	11	0.06%	37
113.	state.tx.us	11	0.06%	19
114.	ntl.com	11	0.06%	16
115.	midco.net	11	0.06%	14
116.	dot.gov	11	0.06%	27
117.	cable.net.co	11	0.06%	45
118.	cgocable.net	11	0.06%	21
119.	in-addr.arpa	11	0.06%	23
120.	drexel.edu	11	0.06%	24
121.	utk.edu	11	0.06%	32
122.	ptd.net	11	0.06%	35
123.	indiana.edu	11	0.06%	19
124.	clearwire-dns.net	11	0.06%	24
125.	virtua.com.br	10	0.06%	28
126.	cornell.edu	10	0.06%	26
127.	state.nj.us	10	0.06%	20
128.	knology.net	10	0.06%	18
129.	ch2m.com	10	0.06%	24
130.	wsu.edu	10	0.06%	47
131.	house.gov	10	0.06%	15
132.	colostate.edu	10	0.06%	31
133.	gaoland.net	10	0.06%	23
134.	wisc.edu	10	0.06%	46
135.	adsl.tpnet.pl	10	0.06%	23
136.	mtu.edu	10	0.06%	83
137.	lehigh.EDU	10	0.06%	47
138.	state.md.us	10	0.06%	13
139.	k12.pa.us	10	0.06%	13
140.	state.fl.us	10	0.06%	18
141.	sky.com	10	0.06%	14
142.	uiuc.edu	10	0.06%	33

	Domain Name	Visits	% Visits	Hits
143.	lightpath.net	9	0.05%	23
144.	ttemi.com	9	0.05%	22
145.	dedibox.fr	9	0.05%	119
146.	asu.edu	9	0.05%	19
147.	harvard.edu	9	0.05%	33
148.	prtc.net	9	0.05%	22
149.	telkom.net.id	9	0.05%	28
150.	k12.mn.us	9	0.05%	19
151.	kyklo.com	9	0.05%	39
152.	csa.com	9	0.05%	10
153.	pitt.edu	9	0.05%	32
154.	dhs.gov	9	0.05%	27
155.	onelinkpr.net	9	0.05%	22
156.	ocn.ne.jp	9	0.05%	13
157.	telepacific.net	9	0.05%	11
158.	wayport.net	9	0.05%	55
159.	cablespeed.com	9	0.05%	31
160.	utexas.edu	9	0.05%	16
161.	ucla.edu	8	0.05%	14
162.	k12.il.us	8	0.05%	10
163.	ip.fastwebnet.it	8	0.05%	20
164.	ol.com	8	0.05%	10
165.	arcor-ip.net	8	0.05%	21
166.	mycingular.net	8	0.05%	10
167.	atlanticbb.net	8	0.05%	17
168.	dupont.com	8	0.05%	16
169.	doe.gov	8	0.05%	10
170.	k12.fl.us	8	0.05%	13
171.	nih.gov	8	0.05%	26
172.	uc.edu	8	0.05%	19
173.	washington.edu	8	0.05%	19
174.	state.ma.us	8	0.05%	19
175.	nsf.gov	8	0.05%	13
176.	unl.edu	8	0.05%	53
177.	sdsl.bell.ca	8	0.05%	32
178.	epa.gov	8	0.05%	1,718
179.	ec.gc.ca	8	0.05%	8
180.	telkom-ipnet.co.za	8	0.05%	11
181.	bigpond.net.au	7	0.04%	13
182.	cdm.com	7	0.04%	8
183.	btcentralplus.com	7	0.04%	17

	Domain Name	Visits	% Visits	Hits
184.	netvigator.com	7	0.04%	11
185.	choiceone.net	7	0.04%	9
186.	maine.edu	7	0.04%	13
187.	syr.edu	7	0.04%	24
188.	iastate.edu	7	0.04%	20
189.	state.wi.us	7	0.04%	12
190.	wwu.edu	7	0.04%	16
191.	btopenworld.com	7	0.04%	15
192.	proxad.net	7	0.04%	14
193.	iinet.net.au	7	0.04%	23
194.	boeing.com	7	0.04%	14
195.	logixcom.net	7	0.04%	14
196.	gouv.qc.ca	7	0.04%	33
197.	rpi.edu	7	0.04%	8
198.	appstate.edu	7	0.04%	7
199.	parsonline.net	7	0.04%	16
200.	okstate.edu	7	0.04%	37
201.	netvision.net.il	7	0.04%	21
202.	utoledo.edu	6	0.03%	22
203.	lmco.com	6	0.03%	6
204.	wiscnet.net	6	0.03%	6
205.	adsl.terra.cl	6	0.03%	10
206.	umass.edu	6	0.03%	26
207.	uga.edu	6	0.03%	11
208.	honeywell.com	6	0.03%	16
209.	ldmi.com	6	0.03%	9
210.	nps.gov	6	0.03%	10
211.	shentel.net	6	0.03%	6
212.	hockaday.org	6	0.03%	17
213.	esf.edu	6	0.03%	74
214.	eftel.com	6	0.03%	6
215.	Virginia.EDU	6	0.03%	10
216.	ky.gov	6	0.03%	9
217.	muohio.edu	6	0.03%	22
218.	brgm.fr	6	0.03%	9
219.	state.va.us	6	0.03%	17
220.	va.gov	6	0.03%	14
221.	link.com.eg	6	0.03%	17
222.	ct.gov	6	0.03%	9
223.	conversent.net	6	0.03%	21
224.	nyc.gov	6	0.03%	12

	Domain Name	Visits	% Visits	Hits
225.	umontana.edu	6	0.03%	11
226.	dri.edu	6	0.03%	30
227.	noaa.gov	6	0.03%	17
228.	virginia.gov	6	0.03%	10
229.	Stanford.EDU	6	0.03%	15
230.	gatech.edu	6	0.03%	22
231.	msstate.edu	6	0.03%	32
232.	gvt.net.br	6	0.03%	14
233.	k12.ca.us	6	0.03%	20
234.	ucr.edu	6	0.03%	6
235.	usf.edu	6	0.03%	37
236.	med.utoronto.ca	6	0.03%	15
237.	State.Ga.US	6	0.03%	13
238.	tsinghua.edu.cn	6	0.03%	36
239.	kln.forthnet.gr	5	0.03%	11
240.	amazonaws.com	5	0.03%	6
241.	duq.edu	5	0.03%	51
242.	usc.edu	5	0.03%	23
243.	uci.edu	5	0.03%	8
244.	albany.edu	5	0.03%	10
245.	k12.ct.us	5	0.03%	10
246.	speedy.net.pe	5	0.03%	8
247.	webmotive.net	5	0.03%	5
248.	optusnet.com.au	5	0.03%	8
249.	hawaii.edu	5	0.03%	8
250.	MNSU.EDU	5	0.03%	9
251.	sjsu.edu	5	0.03%	8
252.	NYU.EDU	5	0.03%	13
253.	secureserver.net	5	0.03%	56
254.	ucsd.edu	5	0.03%	8
255.	scdhec.gov	5	0.03%	7
256.	ptr.magnet.ie	5	0.03%	7
257.	gcsu.edu	5	0.03%	10
258.	ucop.edu	5	0.03%	12
259.	esc2.net	5	0.03%	5
260.	northwestern.edu	5	0.03%	12
261.	uidaho.edu	5	0.03%	9
262.	aecom.com	5	0.03%	15
263.	coltfrance.com	5	0.03%	12
264.	abdn.ac.uk	5	0.03%	7
265.	totbb.net	5	0.03%	13

	Domain Name	Visits	% Visits	Hits
266.	samsung.co.kr	5	0.03%	8
267.	mecnet.net	5	0.03%	5
268.	q9.net	5	0.03%	9
269.	cantv.net	5	0.03%	14
270.	stingcomm.net	5	0.03%	60
271.	ucsc.edu	5	0.03%	18
272.	vodacom.co.za	5	0.03%	14
273.	sp.gov.br	5	0.03%	9
274.	uic.edu	5	0.03%	14
275.	jhsph.edu	5	0.03%	44
276.	saudi.net.sa	5	0.03%	13
277.	rti.org	5	0.03%	16
278.	yahoo.net	5	0.03%	10
279.	nus.edu.sg	5	0.03%	11
280.	gsinetblock.net	5	0.03%	5
281.	caltech.edu	5	0.03%	42
282.	wpi.edu	5	0.03%	23
283.	mst.edu	5	0.03%	10
284.	direpc.com	5	0.03%	11
285.	umces.edu	5	0.03%	58
286.	isp.belgacom.be	5	0.03%	15
287.	zephyrenv.com	5	0.03%	10
288.	rit.edu	5	0.03%	17
289.	k12.mi.us	5	0.03%	5
290.	osti.gov	5	0.03%	6
291.	shawgrp.com	5	0.03%	9
292.	hawaiiantel.net	5	0.03%	8
293.	as9105.com	5	0.03%	19
294.	tva.gov	5	0.03%	11
295.	jhu.edu	5	0.03%	7
296.	district196.org	5	0.03%	19
297.	awwanet.org	5	0.03%	28
298.	nuvox.net	5	0.03%	8
299.	k12.nc.us	5	0.03%	15
300.	wmich.edu	5	0.03%	8
301.	fibertel.com.ar	5	0.03%	10
302.	vtr.net	5	0.03%	8
303.	usmc.mil	5	0.03%	7
304.	mo.gov	5	0.03%	10
305.	centennialpr.net	5	0.03%	11
306.	fs.fed.us	5	0.03%	6

	Domain Name	Visits	% Visits	Hits
307.	prima.net.ar	5	0.03%	27
308.	Mines.EDU	5	0.03%	17
309.	louisville.edu	5	0.03%	16
310.	eircom.net	5	0.03%	11
311.	gsa.gov	4	0.02%	6
312.	nau.edu	4	0.02%	7
313.	mtaonline.net	4	0.02%	5
314.	buffalo.edu	4	0.02%	8
315.	ussignalcom.net	4	0.02%	8
316.	adsl.tee.gr	4	0.02%	97
317.	rasana.net	4	0.02%	16
318.	nauticom.net	4	0.02%	6
319.	newsouth.net	4	0.02%	6
320.	surewest.net	4	0.02%	12
321.	emirates.net.ae	4	0.02%	19
322.	huji.ac.il	4	0.02%	7
323.	fda.gov	4	0.02%	44
324.	siteimprove.com	4	0.02%	41
325.	gla.ac.uk	4	0.02%	4
326.	iowatelecom.net	4	0.02%	5
327.	ugent.be	4	0.02%	9
328.	exponent.com	4	0.02%	7
329.	mfe.govt.nz	4	0.02%	9
330.	udel.edu	4	0.02%	8
331.	ic.ac.uk	4	0.02%	6
332.	pnl.gov	4	0.02%	11
333.	ttc-cmc.net	4	0.02%	25
334.	tenet.edu	4	0.02%	6
335.	siu.edu	4	0.02%	6
336.	sra.com	4	0.02%	6
337.	aep.com	4	0.02%	5
338.	cebridge.net	4	0.02%	6
339.	customer.tele.dk	4	0.02%	8
340.	hkccable.com.hk	4	0.02%	4
341.	ou.edu	4	0.02%	19
342.	tn.gov	4	0.02%	8
343.	dion.ne.jp	4	0.02%	12
344.	nmsu.edu	4	0.02%	8
345.	pavlovmedia.com	4	0.02%	7
346.	ben.edu	4	0.02%	8
347.	bg.ac.yu	4	0.02%	18

	Domain Name	Visits	% Visits	Hits
348.	net.t-com.hr	4	0.02%	63
349.	mit.edu	4	0.02%	10
350.	greenriver.org	4	0.02%	4
351.	broadviewnet.net	4	0.02%	5
352.	fastres.net	4	0.02%	6
353.	inter.net.il	4	0.02%	13
354.	nov.com	4	0.02%	7
355.	aliant.net	4	0.02%	5
356.	tstt.net.tt	4	0.02%	5
357.	montana.edu	4	0.02%	8
358.	bsu.edu	4	0.02%	4
359.	att-inc.com	4	0.02%	5
360.	rev.vodafone.pt	4	0.02%	11
361.	fiu.edu	4	0.02%	17
362.	metrocast.net	4	0.02%	10
363.	uwyo.edu	4	0.02%	28
364.	bethere.co.uk	4	0.02%	6
365.	exabot.com	4	0.02%	5
366.	cpe.netcabo.pt	4	0.02%	11
367.	bu.edu	4	0.02%	10
368.	jhmi.edu	4	0.02%	434
369.	Level3.net	4	0.02%	8
370.	ohiou.edu	4	0.02%	14
371.	whoi.edu	4	0.02%	12
372.	bbtec.net	4	0.02%	9
373.	225/24.bsnl.in	4	0.02%	31
374.	sfwmd.gov	4	0.02%	12
375.	isu.net.sa	4	0.02%	4
376.	alter.net	4	0.02%	4
377.	seoul.go.kr	4	0.02%	4
378.	stcloudstate.edu	4	0.02%	14
379.	dynamic.jazztel.es	4	0.02%	11
380.	ena.net	4	0.02%	6
381.	lib.oh.us	4	0.02%	4
382.	atlantech.net	4	0.02%	4
383.	bop.gov	4	0.02%	6
384.	smu.edu	4	0.02%	7
385.	gov.bc.ca	4	0.02%	5
386.	cp-calpoly.edu	4	0.02%	6
387.	dsl.telepac.pt	4	0.02%	5
388.	ait.ac.th	4	0.02%	4

	Domain Name	Visits	% Visits	Hits
389.	calpoly.edu	4	0.02%	8
390.	rowan.edu	3	0.02%	5
391.	ineris.fr	3	0.02%	4
392.	perkinelmer.com	3	0.02%	4
393.	nctv.com	3	0.02%	4
394.	stantec.com	3	0.02%	8
395.	fortlewis.edu	3	0.02%	11
396.	polyu.edu.hk	3	0.02%	6
397.	auburn.edu	3	0.02%	3
398.	infonet.com	3	0.02%	4
399.	chula.ac.th	3	0.02%	24
400.	att.net	3	0.02%	3
Subtotal for rows: 1 - 400		14,843	85.68%	56,815
Other		2,481	14.32%	6,406
Total		17,324	100.00%	63,221

items 1-400 of 2000

Domain Names - Help Card



Column Definitions

Domain Name

The text name (for example, netiq.com) corresponding to the visitor's IP address. The domain name can be determined from any of the following methods:

- The domain was logged by the web server.
- The IP address matched an Intranet Domain configuration within the Admin Console.
- DNS resolution.

IP addresses that do not resolve to a domain by these methods are categorized as follows:

- Reserved IP Address - The IP address falls within a block of reserved addresses. For example, 192.168.x.x and 10.x.x.x addresses are reserved for private networks.
- Unresolved IP Address - Category for IP addresses that did not resolve to a domain (perhaps because DNS resolution was disabled).

The domain name shown is the second-level domain name, such as netiq.com. For example, all visitors from sales.netiq.com, us.sales.netiq.com, and service.netiq.com are combined in the statistics for netiq.com. If the top-level domain name is a country code, then the third-level domain name is shown also (for example, anycompany.com.au).

Visits

Number of visits to your site from this domain name. A visit is a series of actions that begins when a visitor views their first page from the server, and ends when the visitor leaves the site or remains idle beyond the idle-time limit. The default idle-time limit is thirty minutes. This time limit can be changed by the system administrator.

Hits

Number of hits to your site from this domain name. Each file requested by a visitor registers as a hit. There can be several hits on each page. While the volume of hits reflects the amount of server traffic, it is not an accurate reflection of the number of pages viewed.



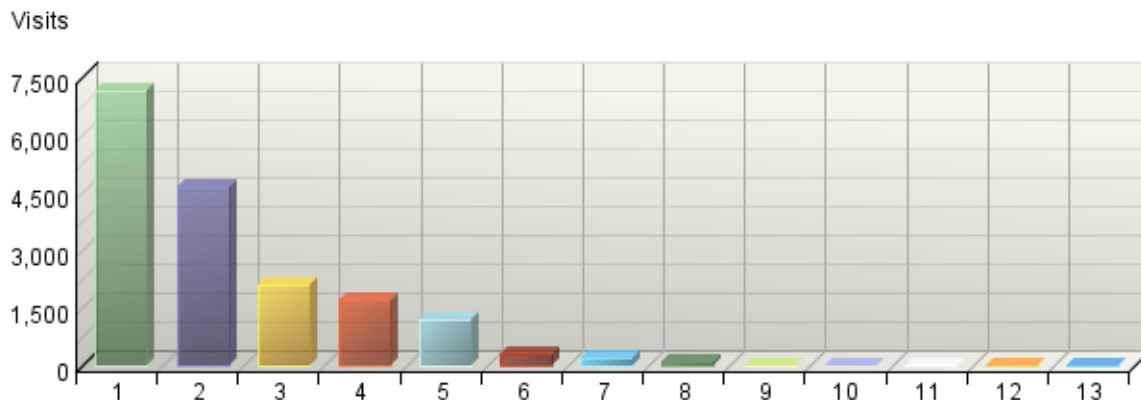
Report Descriptions

Use this information when you are interested in high-level domain names of visitors generating the most activity to your web site.

Top-Level Domain Types

This report provides a breakdown of top-level domain types.

Top-Level Domain Types by Visits



Top-Level Domain Types

Top-Level Domain Types	Visits	% Visits	Hits
Unresolved IP Address	7,159	41.32%	33,719
Network	4,625	26.70%	11,342
Commercial	2,078	11.99%	4,755
Unknown	1,688	9.74%	4,738
Education	1,191	6.87%	4,238
Government	290	1.67%	2,278
Organization	201	1.16%	1,898
Military	77	0.44%	225
ARPANET	11	0.06%	23
International	1	0.01%	2
Business	1	0.01%	1
Reserved IP Address	1	0.01%	1
Informational	1	0.01%	1
Total	17,324	100.00%	63,221

items 1-13 of 13

Top-Level Domain Types - Help Card



Column Definitions

Reserved IP Address

The IP address falls within a block of reserved addresses. For example, 192.168.x.x and 10.x.x.x addresses are reserved for private networks.

Unresolved IP Address

Category for IP addresses that did not resolve to a domain (perhaps because DNS resolution was disabled).

Unknown

The domain suffix did not match any of the top-level domain categories.

Top-Level Domain

The suffix of a domain name. A top-level domain can be based on the type of organization (.com, .edu, .museum, .name, etc) or it can be a country code (.uk, .de, .jp, .us, etc.). The top-level domain can be used to identify the type of web site. The following is a partial list of how this report categorizes top-level domains:

- ARPANET: .arpa
- Commercial: .com .co .com.[country code] .co.[country code] .firm.co .firm.ve .ltd.uk .info .biz
- Education: .edu .edu.[country-code] .ed.[country code] .ac.[country code] .school.[country code] .k12.[country code] .re.kr .sch.uk .edunet.tn
- International: .int .int.co .int.ve .intl.tn
- Government: .gov .gov.[country code] .gove.[country code] .go.[country code]
- Military: .mil .mil.[country code]
- Network: .net .ad.jp .ne.kr .net.[country code]
- Organization: .org .or .org.[country code] .or.[country code]
- Personal: .name

Visits

Number of visits to your site from the specified top-level domain. A visit is a series of actions that begins when a visitor views their first page from the server, and ends when the visitor leaves the site or remains idle beyond the idle-time limit. The default idle-time limit is thirty minutes. This time limit can be changed by the system administrator.

Hits

Number of hits to your site from the specified top-level domain. Each file requested by a visitor registers as a hit. There can be several hits on each page. While the volume of hits reflects the amount of server traffic, it is not an accurate reflection of the number of pages viewed.



Report Descriptions

Consider which types of organizations are interested in your site, and consider how you can interest other types of organizations.

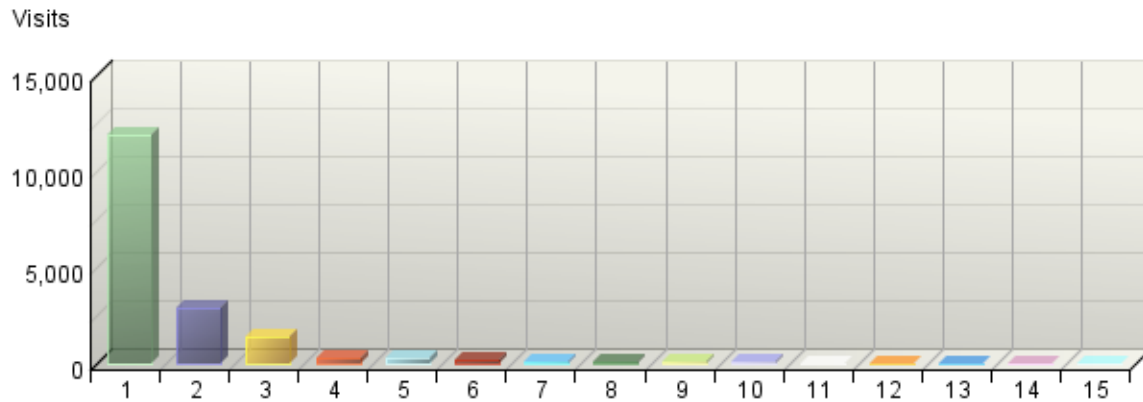
Note: This information can be displayed only if reverse DNS lookups have been performed. Even when DNS lookups are performed, some IP addresses cannot be resolved to a domain name.

Total - This represents the total visits or hits where there was sufficient information to identify the top-level domain. This number may be less than the total activity overall.

Regions

This report identifies the top geographic regions of the visitors to your site.

Regions by Visits



Regions

Regions	Visits	% Visits
1. North America	11,935	68.89%
2. Asia	2,852	16.46%
3. Western Europe	1,398	8.07%
4. South America	273	1.58%
5. Middle East	254	1.47%
6. Australia	222	1.28%
7. Eastern Europe	137	0.79%
8. Northern Europe	74	0.43%
9. Caribbean Islands	60	0.35%
10. Eastern Africa	53	0.31%
11. Pacific Islands	22	0.13%
12. Southern Africa	20	0.12%
13. Northern Africa	12	0.07%
14. Central America	9	0.05%
15. Western Africa	3	0.02%
Total	17,324	100.00%

items 1-15 of 15

Regions - Help Card



Column Definitions

Regions

The geographic part of the world where visitors to your web site are located. "Region Unspecified" represents visitors whose geographic region could not be determined. "Region Unknown" represents visitors whose country has been determined but not identified with a specific region. If the WebTrends GeoTrends Database is turned on for this profile, the region is determined by looking up the visitor's IP address in this database. If GeoTrends is not enabled, the region will be determined from the domain name.

Visits

Number of visits from this geographic region. A visit is a series of actions that begins when a visitor views their first page from the server, and ends when the visitor leaves the site or remains idle beyond the idle-time limit. The default idle-time limit is thirty minutes. This time limit can be changed by the system administrator.

%

Percentage of total visits that were from this geographic region.



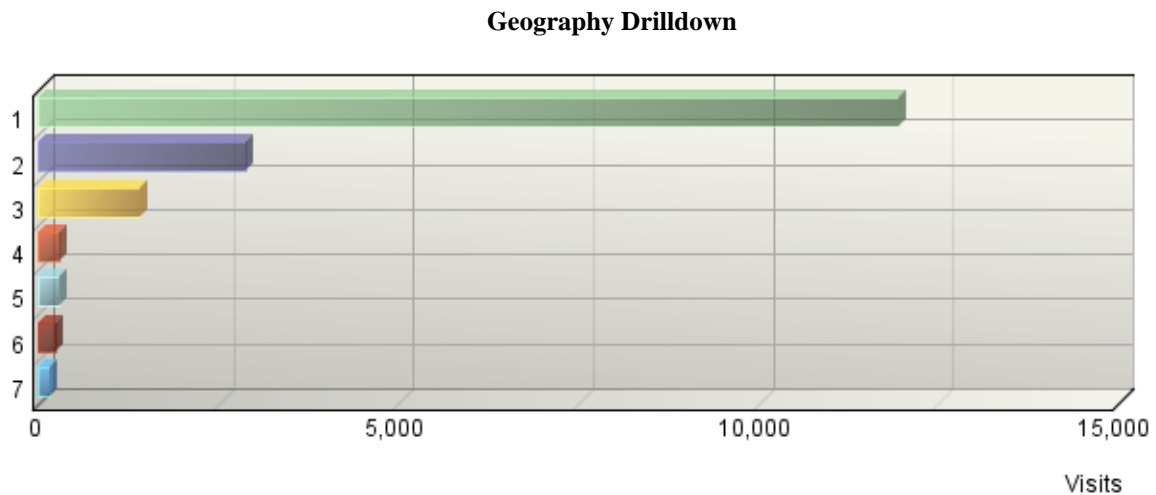
Report Descriptions

This information can help you meet the needs of your target audience as well as discover new audiences. Consider how you can make the content comprehensive and relevant to an international audience.

Note: Use this information carefully because it is based on Internet registration, and may not always be an accurate identifier of the visitor's actual location.

Geography Drilldown

Drilldown presentation of the geographical information (region, country, state/province, city) relating to the visitor's IP address. The WebTrends GeoTrends Database is required to get complete information down to the state and city level.



Geography Drilldown

Geography (Drilldown)	Visits	% Visits	Page Views
■ 1. North America	11,935	69.91%	40,283
United States	11,446	67.05%	39,270
Canada	402	2.35%	802
Mexico	87	0.51%	211
■ 2. Asia	2,852	16.71%	5,742
Korea (South)	1,963	11.50%	2,654
China	336	1.97%	1,942
India	116	0.68%	260
Japan	100	0.59%	191
Taiwan	84	0.49%	204
Malaysia	48	0.28%	111
Thailand	43	0.25%	96
Singapore	41	0.24%	62
Hong Kong	40	0.23%	83
Philippines	23	0.13%	38
Indonesia	15	0.09%	33
Bangladesh	13	0.08%	25
Pakistan	8	0.05%	7

Geography (Drilldown)	Visits	% Visits	Page Views
Viet Nam	7	0.04%	16
Sri Lanka	5	0.03%	3
Mongolia	3	0.02%	4
Nepal	2	0.01%	10
Georgia	1	0.01%	1
Tajikistan	1	0.01%	0
Kazakhstan	1	0.01%	1
Macau	1	0.01%	1
3. Western Europe	1,398	8.19%	5,337
France	603	3.53%	3,541
United Kingdom	241	1.41%	398
Europe	139	0.81%	272
Italy	92	0.54%	269
Germany	89	0.52%	174
Spain	61	0.36%	250
Netherlands	36	0.21%	75
Portugal	36	0.21%	74
Greece	28	0.16%	163
Belgium	22	0.13%	43
Switzerland	21	0.12%	29
Ireland	20	0.12%	36
Austria	7	0.04%	10
Malta	3	0.02%	3
4. South America	273	1.60%	672
Uruguay	128	0.75%	339
Brazil	78	0.46%	183
Chile	19	0.11%	28
Colombia	19	0.11%	59
Argentina	11	0.06%	22
Peru	8	0.05%	21
Venezuela	6	0.04%	9
Ecuador	2	0.01%	8
Bolivia	1	0.01%	2
Guyana	1	0.01%	1
5. Middle East	254	1.49%	496
Israel	67	0.39%	72
Turkey	51	0.30%	115
Iran	42	0.25%	106
United Arab Emirates	26	0.15%	53
Saudi Arabia	18	0.11%	23
Lebanon	10	0.06%	25

Geography (Drilldown)	Visits	% Visits	Page Views
Kuwait	9	0.05%	28
Jordan	9	0.05%	25
Syria	7	0.04%	19
Oman	4	0.02%	4
Palestinian Territories	3	0.02%	4
Qatar	3	0.02%	5
Yemen	2	0.01%	14
Cyprus	2	0.01%	2
Bahrain	1	0.01%	1
6. Australia	222	1.30%	483
Australia	222	1.30%	483
7. Eastern Europe	137	0.80%	376
Poland	41	0.24%	113
Czech Republic	18	0.11%	41
Total	17,071	100.00%	53,389

items 1-7 of 7

Geography Drilldown - Help Card



Column Definitions

Geography (Drilldown)

Drilldown presentation of the geographical information (region, country, state/province, city) relating to the visitor's IP address. The WebTrends GeoTrends Database is required to get complete information down to the state and city level.

Visits

A visit is a series of actions that begins when a visitor views their first page from the server, and ends when the visitor leaves the site or remains idle beyond the idle-time limit. The default idle-time limit is thirty minutes. This time limit can be changed by the system administrator.

Note that if the dimension changes state during the course of a visit (such as a visitor changing from non-buyer to buyer), the visit will be recorded for both states. In such cases, the total of visits in this report may be greater than the number of visits reported in the Overview. In the Key Metrics report for example, if a visit spans several hours, it is recorded in each of the hours.

% of Visits

Percentage of visits for this row compared to the total visits for this table.

Page Views

A hit to any file classified as a page. In order to view a web page with embedded images, for example, a browser must retrieve multiple files. The page and its embedded files counts as a single page view.



Report Descriptions

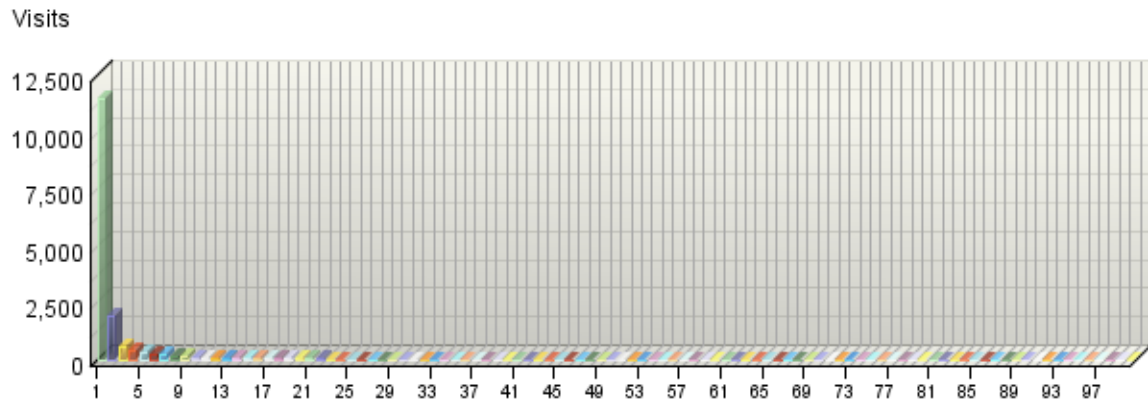
This information can help you meet the needs of your target audience as well as discover new audiences. Consider how you can make the content comprehensive and relevant to an international audience.

Note: Use this information carefully because it is based on Internet registration, and may not always be an accurate identifier of the visitor's actual location.

Countries

This report identifies the top countries of the visitors to your site.

Countries by Visits



Countries

	Countries	Visits	% Visits
1.	United States (US)	11,446	66.07%
2.	Korea (South) (KR)	1,963	11.33%
3.	France (FR)	603	3.48%
4.	Canada (CA)	402	2.32%
5.	China (CN)	336	1.94%
6.	United Kingdom (UK)	241	1.39%
7.	Australia (AU)	222	1.28%
8.	Western Europe - country unspecified (EU)	139	0.80%
9.	Uruguay (UY)	128	0.74%
10.	India (IN)	116	0.67%
11.	Japan (JP)	100	0.58%
12.	Italy (IT)	92	0.53%
13.	Germany (DE)	89	0.51%
14.	Mexico (MX)	87	0.50%
15.	Taiwan (TW)	84	0.48%
16.	Brazil (BR)	78	0.45%
17.	Israel (IL)	67	0.39%
18.	Spain (ES)	61	0.35%
19.	Turkey (TR)	51	0.29%


	Countries	Visits	% Visits
20.	Malaysia (MY)	48	0.28%
21.	Puerto Rico (PR)	46	0.27%
22.	Thailand (TH)	43	0.25%
23.	Iran (IR)	42	0.24%
24.	Singapore (SG)	41	0.24%
25.	Poland (PL)	41	0.24%
26.	Mauritius (MU)	41	0.24%
27.	Hong Kong (HK)	40	0.23%
28.	Portugal (PT)	36	0.21%
29.	Netherlands (NL)	36	0.21%
30.	Sweden (SE)	34	0.20%
31.	Greece (GR)	28	0.16%
32.	United Arab Emirates (AE)	26	0.15%
33.	Philippines (PH)	23	0.13%
34.	Belgium (BE)	22	0.13%
35.	Switzerland (CH)	21	0.12%
36.	Ireland (IE)	20	0.12%
37.	New Zealand (NZ)	20	0.12%
38.	South Africa (ZA)	19	0.11%
39.	Colombia (CO)	19	0.11%
40.	Chile (CL)	19	0.11%
41.	Saudi Arabia (SA)	18	0.10%
42.	Czech Republic (CZ)	18	0.10%
43.	Norway (NO)	16	0.09%
44.	Indonesia (ID)	15	0.09%
45.	Yugoslavia (YU)	14	0.08%
46.	Bangladesh (BD)	13	0.08%
47.	Finland (FI)	13	0.08%
48.	Ukraine (UA)	12	0.07%
49.	Argentina (AR)	11	0.06%
50.	Russian Federation (RU)	11	0.06%
51.	Romania (RO)	11	0.06%
52.	Lebanon (LB)	10	0.06%
53.	Jordan (JO)	9	0.05%
54.	Kuwait (KW)	9	0.05%
55.	Denmark (DK)	9	0.05%
56.	Peru (PE)	8	0.05%
57.	Pakistan (PK)	8	0.05%
58.	Syria (SY)	7	0.04%
59.	Austria (AT)	7	0.04%
60.	Hungary (HU)	7	0.04%

	Countries	Visits	% Visits
61.	Viet Nam (VN)	7	0.04%
62.	Ethiopia (ET)	6	0.03%
63.	Latvia (LV)	6	0.03%
64.	Venezuela (VE)	6	0.03%
65.	Egypt (EG)	6	0.03%
66.	Kenya (KE)	5	0.03%
67.	Sri Lanka (LK)	5	0.03%
68.	Bulgaria (BG)	5	0.03%
69.	Oman (OM)	4	0.02%
70.	Sudan (SD)	3	0.02%
71.	Qatar (QA)	3	0.02%
72.	Costa Rica (CR)	3	0.02%
73.	Mongolia (MN)	3	0.02%
74.	Malta (MT)	3	0.02%
75.	Palestinian Territories (PS)	3	0.02%
76.	Slovak Republic (SK)	3	0.02%
77.	Slovenia (SI)	3	0.02%
78.	Croatia (Hrvatska) (HR)	2	0.01%
79.	Iceland (IS)	2	0.01%
80.	Antigua and Barbuda (AG)	2	0.01%
81.	Bahamas (BS)	2	0.01%
82.	Bermuda (BM)	2	0.01%
83.	Cyprus (CY)	2	0.01%
84.	Nigeria (NG)	2	0.01%
85.	Algeria (DZ)	2	0.01%
86.	Nepal (NP)	2	0.01%
87.	Yemen (YE)	2	0.01%
88.	Ecuador (EC)	2	0.01%
89.	Virgin Islands (U.S.) (VI)	2	0.01%
90.	Lithuania (LT)	2	0.01%
91.	Jamaica (JM)	2	0.01%
92.	Uganda (UG)	1	0.01%
93.	Tunisia (TN)	1	0.01%
94.	Myanmar (MM)	1	0.01%
95.	Kiribati (KI)	1	0.01%
96.	Nicaragua (NI)	1	0.01%
97.	Aruba (AW)	1	0.01%
98.	Guyana (GY)	1	0.01%
99.	El Salvador (SV)	1	0.01%
100.	Panama (PA)	1	0.01%
101.	Lesotho (LS)	1	0.01%

	Countries	Visits	% Visits
102.	Tajikistan (TJ)	1	0.01%
103.	Dominican Republic (DO)	1	0.01%
104.	Bolivia (BO)	1	0.01%
105.	Guam (GU)	1	0.01%
106.	Estonia (EE)	1	0.01%
107.	Albania (AL)	1	0.01%
108.	Guatemala (GT)	1	0.01%
109.	Cameroon (CM)	1	0.01%
110.	Kazakhstan (KZ)	1	0.01%
111.	Belize (BZ)	1	0.01%
112.	Barbados (BB)	1	0.01%
113.	Georgia (GE)	1	0.01%
114.	St. Kitts and Nevis (KN)	1	0.01%
115.	Macau (MO)	1	0.01%
116.	Honduras (HN)	1	0.01%
117.	Bahrain (BH)	1	0.01%
	Total	17,324	100.00%

items 1-117 of 117

Countries - Help Card

 **Column Definitions**

Countries

If the WebTrends GeoTrends Database is turned on for this profile, the country is determined by looking up the visitor's IP address in this database. If GeoTrends is not enabled, the country will be determined from the domain name.

Visits

Number of visits from the specified country. A visit is a series of actions that begins when a visitor views their first page from the server, and ends when the visitor leaves the site or remains idle beyond the idle-time limit. The default idle-time limit is thirty minutes. This time limit can be changed by the system administrator.

%

Percentage of total visits from the specified country.

Unknown Origin

The country associated with the visitor's domain name could not be determined.



Report Descriptions

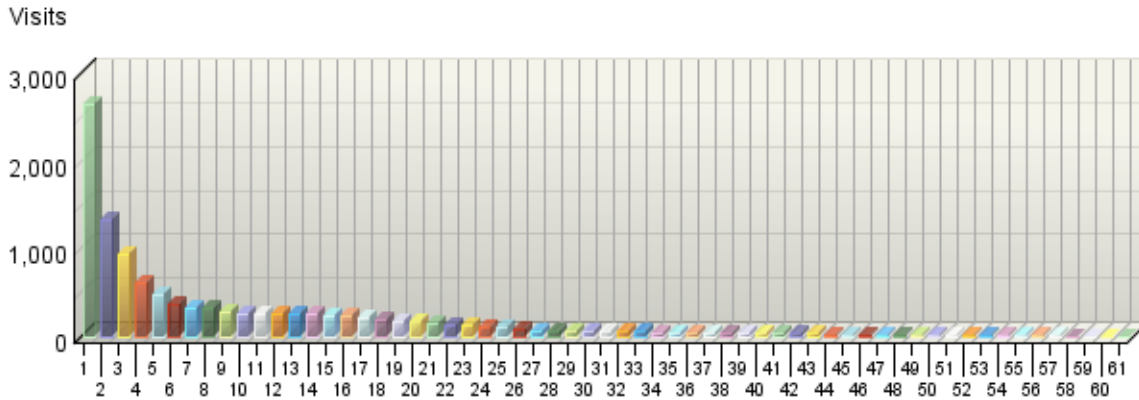
This information can help you meet the needs of your target audience as well as discover new audiences. Consider how you can make the content comprehensive and relevant to an international audience.

Note: Use this information carefully because it is based on Internet registration, and may not always be an accurate identifier of the visitor's actual location.

North American States and Provinces

If you have enabled the WebTrends GeoTrends Database for this profile, this page will list the states and provinces of North America with your most active visitors.

North American States and Provinces by Visits



North American States and Provinces

	States and Provinces	Visits	% Visits
1.	California	2,645	22.48%
2.	Virginia	1,332	11.32%
3.	North Carolina	943	8.01%
4.	Texas	609	5.18%
5.	New York	492	4.18%
6.	New Jersey	375	3.19%
7.	Illinois	330	2.80%
8.	Pennsylvania	327	2.78%
9.	Colorado	276	2.35%
10.	Florida	271	2.30%
11.	Georgia	264	2.24%
12.	Michigan	262	2.23%
13.	D.C.	261	2.22%
14.	Massachusetts	255	2.17%
15.	Ohio	237	2.01%
16.	Maryland	232	1.97%
17.	Ontario	212	1.80%
18.	Washington	207	1.76%

	States and Provinces	Visits	% Visits
19.	Minnesota	180	1.53%
20.	Arizona	172	1.46%
21.	Missouri	148	1.26%
22.	Tennessee	137	1.16%
23.	Wisconsin	123	1.05%
24.	Indiana	112	0.95%
25.	Oregon	100	0.85%
26.	Connecticut	83	0.71%
27.	South Carolina	73	0.62%
28.	Louisiana	73	0.62%
29.	Oklahoma	71	0.60%
30.	Quebec	66	0.56%
31.	Alabama	60	0.51%
32.	Utah	57	0.48%
33.	Iowa	57	0.48%
34.	Kentucky	48	0.41%
35.	Rhode Island	46	0.39%
36.	New Hampshire	46	0.39%
37.	Arkansas	46	0.39%
38.	Nebraska	45	0.38%
39.	Mississippi	41	0.35%
40.	Alberta	40	0.34%
41.	British Columbia	40	0.34%
42.	Vermont	36	0.31%
43.	Idaho	34	0.29%
44.	Nevada	31	0.26%
45.	Montana	28	0.24%
46.	Maine	27	0.23%
47.	New Mexico	27	0.23%
48.	Alaska	23	0.20%
49.	Hawaii	22	0.19%
50.	West Virginia	22	0.19%
51.	Kansas	21	0.18%
52.	South Dakota	21	0.18%
53.	Delaware	16	0.14%
54.	Nova Scotia	13	0.11%
55.	North Dakota	11	0.09%
56.	Saskatchewan	11	0.09%
57.	Wyoming	11	0.09%
58.	Manitoba	7	0.06%
59.	New Brunswick	6	0.05%

	States and Provinces	Visits	% Visits
60.	Newfoundland	5	0.04%
61.	Prince Edward Island	2	0.02%
	Total	11,768	100.00%

items 1-61 of 61

North American States and Provinces - Help Card



Column Definitions

States and Provinces

If the WebTrends GeoTrends Database is turned on for this profile, the location is determined by looking up the visitor's IP address in this database.

Visits

Number of visits from this state or province. A visit is a series of actions that begins when a visitor views their first page from the server, and ends when the visitor leaves the site or remains idle beyond the idle-time limit. The default idle-time limit is thirty minutes. This time limit can be changed by the system administrator.

%

Percentage of total visits from this state or province.



Report Descriptions

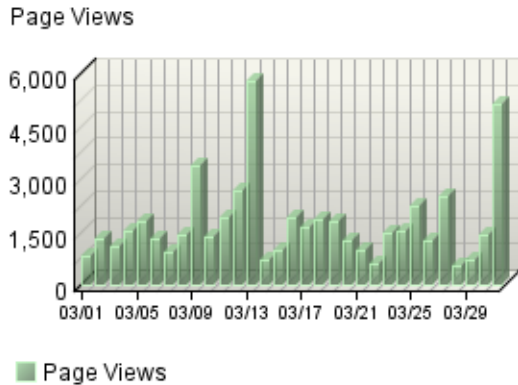
This information can help you meet the needs of your target audience as well as discover new audiences. Consider how you can make the content comprehensive and relevant to an international audience.

Note: Use this information carefully, because it is based on Internet registration and may not always be an accurate identifier of the visitor's actual location.

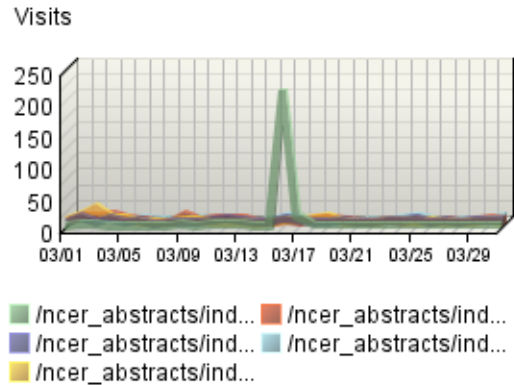
Pages Dashboard

This displays key graphs and tables that provide an overview of the Pages chapter. When viewing through the on-demand interface, you can click on the title of a graph or table to navigate to the corresponding page.

Page Views Trend



Pages by Visits Trend



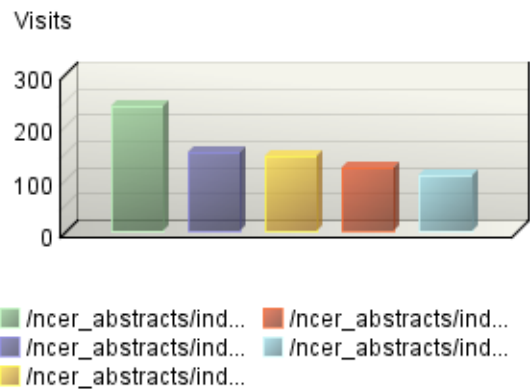
Content Groups by Visits

No data is available for this graph.

Page View Summary

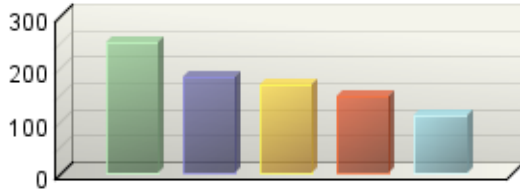
Page Views	53,838
Average per Day	1,736
Average Page Views per Visit	3.11

Entry Pages



Pages by Visits

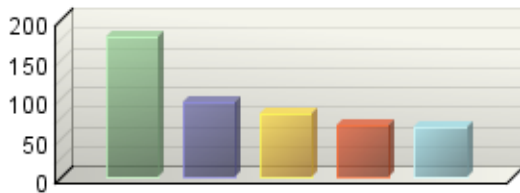
Visits



■ /ncer_abstracts/ind... ■ /ncer_abstracts/ind...
■ /ncer_abstracts/ind... ■ /ncer_abstracts/ind...
■ /ncer_abstracts/ind...

Exit Pages


Visits



■ /ncer_abstracts/ind... ■ /ncer_abstracts/ind...
■ /ncer_abstracts/ind... ■ /ncer_abstracts/ind...
■ /ncer_abstracts/ind...

Directories by Visits

Visits

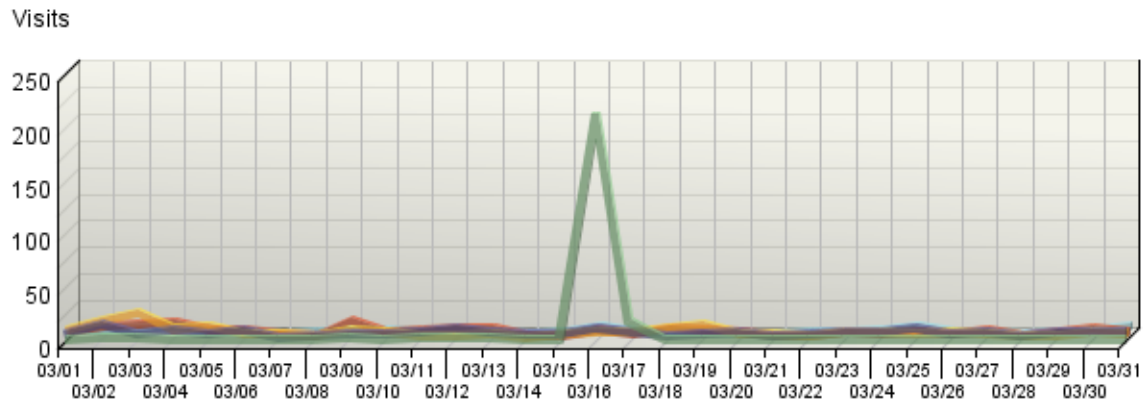


■ /ncer_abstracts/index.cfm/fuseaction

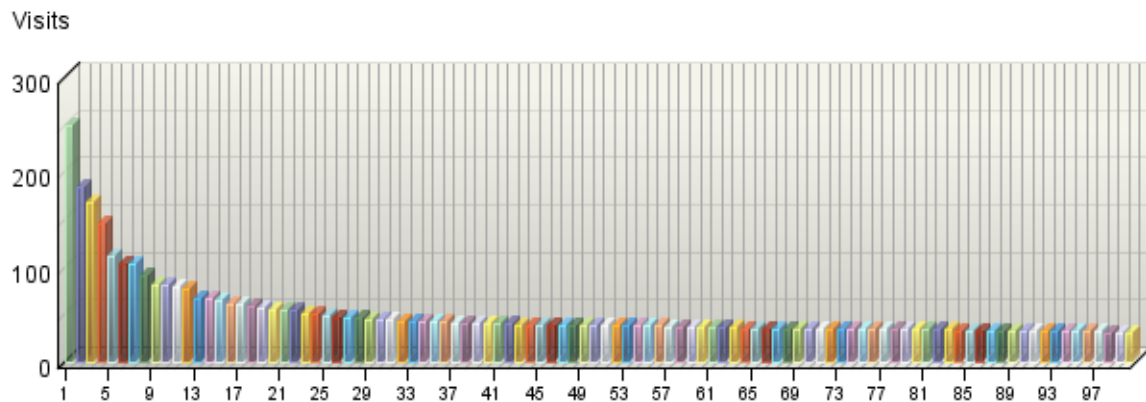
Pages

This identifies the most popular web pages on your site and shows you the number of visits for each, and displays the average length of time the page was viewed.

Pages by Visits Trend



Pages by Visits



Pages

	Pages	Visits	Views	Average Time Viewed
■ 1.	Research Project Database NCER ORD US EPA http://cfpub.epa.gov/ncer_abstracts/index.cfm/fuseaction/recipient.display/rfa_id/448/records_per_page/ALL/	250	267	00:01:21

	Pages	Visits	Views	Average Time Viewed
2.	Award Recipients By Year Award Recipients - 2008 http://cfpub.epa.gov/ncer_abstracts/index.cfm/fuseaction/recipients.list/year/2008/abs_type/all/	184	213	00:00:31
3.	List of Awards SBIR http://cfpub.epa.gov/ncer_abstracts/index.cfm/fuseaction/outlinks.sbir/fullList/Yes/showYear/current/	169	193	00:01:48
4.	Research Project Database NCER ORD US EPA http://cfpub.epa.gov/ncer_abstracts/index.cfm/fuseaction/research.search/rpt/abs/type/4/	146	178	00:00:37
5.	Coal Combustion Wastes: New Concerns About an Old Problem http://cfpub.epa.gov/ncer_abstracts/index.cfm/fuseaction/display.abstractDetail/abstract/987/report/0/	111	124	00:02:27
6.	Research Project Database NCER ORD US EPA http://cfpub.epa.gov/ncer_abstracts/index.cfm/fuseaction/research.search/rpt/abs/type/3/	103	117	00:01:20
7.	Award Recipients List http://cfpub.epa.gov/ncer_abstracts/index.cfm/fuseaction/recipients.welcome/displayOption/Alphabetical/	103	123	00:01:12
8.	Award Recipients By Year Award Recipients - 2007 http://cfpub.epa.gov/ncer_abstracts/index.cfm/fuseaction/recipients.list/year/2007/abs_type/all/	91	104	00:00:30
9.	Research Project Database NCER ORD US EPA http://cfpub.epa.gov/ncer_abstracts/index.cfm/fuseaction/display.highlight/abstract/favicon/ico/	81	90	00:00:01
10.	Research Project Database NCER ORD US EPA http://cfpub.epa.gov/ncer_abstracts/index.cfm/fuseaction/display.highlight/abstract/favicon/gif/	81	90	00:12:55
11.	Research Project Database NCER ORD US EPA http://cfpub.epa.gov/ncer_abstracts/index.cfm/fuseaction/research.display/rpt/abs/rfa_id/472/	79	83	00:01:11
12.	Research Project Database NCER ORD US EPA http://cfpub.epa.gov/ncer_abstracts/index.cfm/fuseaction/research.search/rpt/final/type/4/	77	91	00:01:16

	Pages	Visits	Views	Average Time Viewed
13.	Social Impact Assessment of Human Exposure to Mercury Related to Land Use and Physicochemical Settings in the Alabama-Mobile River System http://cfpub.epa.gov/ncer_abstracts/index.cfm/fuseaction/display.abstractDetail/abstract/589/report/0/	67	72	00:03:37
14.	Pharmaceuticals and Antiseptics: Occurrence and Fate in Drinking Water, Sewage Treatment Facilities, and Coastal Waters http://cfpub.epa.gov/ncer_abstracts/index.cfm/fuseaction/display.abstractDetail/abstract/1061/report/0/	66	76	00:01:38
15.	Award Recipients List http://cfpub.epa.gov/ncer_abstracts/index.cfm/fuseaction/recipient.welcome/displayOption/Institution/	64	68	00:00:52
16.	http://cfpub.epa.gov/ncer_abstracts/index.cfm/fuseaction/display.abstractDetail/abstract/favicon.gif/report/0/	60	69	00:03:20
17.	http://cfpub.epa.gov/ncer_abstracts/index.cfm/fuseaction/display.abstractDetail/abstract/favicon.ico/report/0/	60	69	00:00:00
18.	http://cfpub.epa.gov/ncer_abstracts/index.cfm/fuseaction/display.abstractDetail/abstract/1662/report/0/	58	62	00:01:38
19.	http://cfpub.epa.gov/ncer_abstracts/index.cfm/fuseaction/research.search/type/3/	56	69	00:03:15
20.	http://cfpub.epa.gov/ncer_abstracts/index.cfm/fuseaction/display.abstractDetail/abstract/8932/report/0/	55	68	00:01:32
21.	http://cfpub.epa.gov/ncer_abstracts/index.cfm/fuseaction/display.abstractDetail/abstract/2316/report/0/	54	60	00:03:02
22.	http://cfpub.epa.gov/ncer_abstracts/index.cfm/fuseaction/display.abstractDetail/abstract/5266/report/0/	54	60	00:01:58
23.	http://cfpub.epa.gov/ncer_abstracts/index.cfm/fuseaction/display.abstractDetail/abstract/8960/report/0/	51	56	00:02:23
24.	http://cfpub.epa.gov/ncer_abstracts/index.cfm/fuseaction/recipient.display/rfa_id/466/records_per_page/ALL/	51	55	00:00:59
25.	http://cfpub.epa.gov/ncer_abstracts/index.cfm/fuseaction/research.search/rpt/final/type/3/	48	52	00:01:13
26.	http://cfpub.epa.gov/ncer_abstracts/index.cfm/fuseaction/display.abstractDetail/abstract/6345/report/0/	47	50	00:00:22

	Pages	Visits	Views	Average Time Viewed
27.	http://cfpub.epa.gov/ncer/abstracts/index.cfm/fuseaction/recipients.list/year/2006/abs_type/all/	46	53	00:00:13
28.	http://cfpub.epa.gov/ncer/abstracts/index.cfm/fuseaction/display.abstractDetail/abstract/2373/report/0/	46	49	00:01:00
29.	http://cfpub.epa.gov/ncer/abstracts/index.cfm/fuseaction/display.abstractDetail/abstract/8450/report/0/	45	47	00:00:28
30.	http://cfpub.epa.gov/ncer/abstracts/index.cfm/fuseaction/display.abstractDetail/abstract/1066/report/0/	45	50	00:00:55
31.	http://cfpub.epa.gov/ncer/abstracts/index.cfm/fuseaction/outlinks.sbir/fullList/Yes/showYear/all/	45	53	00:03:41
32.	http://cfpub.epa.gov/ncer/abstracts/index.cfm/fuseaction/display.researchCategory/rc_id/963/	43	45	00:01:48
33.	http://cfpub.epa.gov/ncer/abstracts/index.cfm/fuseaction/display.abstractDetail/abstract/8372/report/0/	43	45	00:00:16
34.	http://cfpub.epa.gov/ncer/abstracts/index.cfm/fuseaction/display.abstractDetail/abstract/8449/report/0/	43	47	00:00:31
35.	http://cfpub.epa.gov/ncer/abstracts/index.cfm/fuseaction/display.abstractDetail/abstract/5500/report/0/	42	71	00:01:22
36.	http://cfpub.epa.gov/ncer/abstracts/index.cfm/fuseaction/display.abstractDetail/abstract/8446/report/0/	42	43	00:00:27
37.	http://cfpub.epa.gov/ncer/abstracts/index.cfm/fuseaction/display.abstractDetail/abstract/8402/report/0/	41	43	00:00:07
38.	http://cfpub.epa.gov/ncer/abstracts/index.cfm/fuseaction/display.abstractDetail/abstract/1679/report/0/	41	44	00:03:06
39.	http://cfpub.epa.gov/ncer/abstracts/index.cfm/fuseaction/display.abstractDetail/abstract/8454/report/0/	41	41	00:01:36
40.	http://cfpub.epa.gov/ncer/abstracts/index.cfm/fuseaction/display.abstractDetail/abstract/2370/report/0/	41	45	00:00:40
41.	http://cfpub.epa.gov/ncer/abstracts/index.cfm/fuseaction/display.abstractDetail/abstract/8448/report/0/	41	45	00:00:22
42.	http://cfpub.epa.gov/ncer/abstracts/index.cfm/fuseaction/display.abstractDetail/abstract/6183/report/0/	40	43	00:01:35

	Pages	Visits	Views	Average Time Viewed
43.	http://cfpub.epa.gov/ncer/abstracts/index.cfm/fuseaction/display.abstractDetail/abstract/8349/report/0/	39	44	00:00:29
44.	http://cfpub.epa.gov/ncer/abstracts/index.cfm/fuseaction/display.abstractDetail/abstract/8374/report/0/	39	39	00:00:16
45.	http://cfpub.epa.gov/ncer/abstracts/index.cfm/fuseaction/display.abstractDetail/abstract/877/report/0/	39	39	00:02:37
46.	http://cfpub.epa.gov/ncer/abstracts/index.cfm/fuseaction/recipients.list/year/2004/abs_type/all/	39	68	00:01:26
47.	http://cfpub.epa.gov/ncer/abstracts/index.cfm/fuseaction/display.abstractDetail/abstract/7384/report/0/	38	38	00:00:10
48.	http://cfpub.epa.gov/ncer/abstracts/index.cfm/fuseaction/display.abstractDetail/abstract/6245/report/0/	38	46	00:00:44
49.	http://cfpub.epa.gov/ncer/abstracts/index.cfm/fuseaction/recipients.list/year/2005/abs_type/all/	38	49	00:00:43
50.	http://cfpub.epa.gov/ncer/abstracts/index.cfm/fuseaction/display.abstractDetail/abstract/7915/report/0/	38	38	00:00:24
51.	http://cfpub.epa.gov/ncer/abstracts/index.cfm/fuseaction/display.abstractDetail/abstract/22/report/0/	38	46	00:01:47
52.	http://cfpub.epa.gov/ncer/abstracts/index.cfm/fuseaction/display.abstractDetail/abstract/1063/report/0/	38	47	00:00:59
53.	http://cfpub.epa.gov/ncer/abstracts/index.cfm/fuseaction/display.abstractDetail/abstract/7888/report/0/	38	39	00:00:42
54.	http://cfpub.epa.gov/ncer/abstracts/index.cfm/fuseaction/display.abstractDetail/abstract/8479/report/0/	38	38	00:00:03
55.	http://cfpub.epa.gov/ncer/abstracts/index.cfm/fuseaction/display.abstractDetail/abstract/8405/report/0/	38	38	00:00:19
56.	http://cfpub.epa.gov/ncer/abstracts/index.cfm/fuseaction/display.abstractDetail/abstract/7834/report/0/	38	38	00:00:39
57.	http://cfpub.epa.gov/ncer/abstracts/index.cfm/fuseaction/display.abstractDetail/abstract/1822/report/0/	37	66	00:02:15
58.	http://cfpub.epa.gov/ncer/abstracts/index.cfm/fuseaction/display.abstractDetail/abstract/7843/report/0/	37	37	00:00:06

	Pages	Visits	Views	Average Time Viewed
59.	http://cfpub.epa.gov/ncer_abstracts/index.cfm/fuseaction/display.abstractDetail/abstract/8803/report/0/	37	46	00:03:13
60.	http://cfpub.epa.gov/ncer_abstracts/index.cfm/fuseaction/display.abstractDetail/abstract/8444/report/0/	37	37	00:00:02
61.	http://cfpub.epa.gov/ncer_abstracts/index.cfm/fuseaction/outlinks.centers/center/152/	37	37	00:00:14
62.	http://cfpub.epa.gov/ncer_abstracts/index.cfm/fuseaction/display.abstractDetail/abstract/8404/report/0/	37	37	00:00:16
63.	http://cfpub.epa.gov/ncer_abstracts/index.cfm/fuseaction/display.abstractDetail/abstract/8443/report/0/	36	38	00:00:21
64.	http://cfpub.epa.gov/ncer_abstracts/index.cfm/fuseaction/display.abstractDetail/abstract/8306/report/0/	35	35	00:00:08
65.	http://cfpub.epa.gov/ncer_abstracts/index.cfm/fuseaction/display.researchCategory/rc_id/846/	35	38	00:01:43
66.	http://cfpub.epa.gov/ncer_abstracts/index.cfm/fuseaction/display.abstractDetail/abstract/947/report/0/	35	37	00:00:21
67.	http://cfpub.epa.gov/ncer_abstracts/index.cfm/fuseaction/recipients.display/rfa_id/467/records_per_page/ALL/	35	35	00:00:44
68.	http://cfpub.epa.gov/ncer_abstracts/index.cfm/fuseaction/display.abstractDetail/abstract/8375/report/0/	35	37	00:00:07
69.	http://cfpub.epa.gov/ncer_abstracts/index.cfm/fuseaction/display.abstractDetail/abstract/7815/report/0/	35	35	00:00:23
70.	http://cfpub.epa.gov/ncer_abstracts/index.cfm/fuseaction/display.abstractDetail/abstract/8373/report/0/	35	36	00:00:10
71.	http://cfpub.epa.gov/ncer_abstracts/index.cfm/fuseaction/display.abstractDetail/abstract/7725/report/0/	35	36	00:00:05
72.	http://cfpub.epa.gov/ncer_abstracts/index.cfm/fuseaction/display.abstractDetail/abstract/8590/report/0/	34	35	00:00:01
73.	http://cfpub.epa.gov/ncer_abstracts/index.cfm/fuseaction/display.abstractDetail/abstract/7856/report/0/	34	35	00:00:03
74.	http://cfpub.epa.gov/ncer_abstracts/index.cfm/fuseaction/display.abstractDetail/abstract/5291/report/0/	34	41	00:01:53

	Pages	Visits	Views	Average Time Viewed
75.	http://cfpub.epa.gov/ncer/abstracts/index.cfm/fuseaction/display.abstractDetail/abstract/7387/report/0/	34	34	00:00:00
76.	http://cfpub.epa.gov/ncer/abstracts/index.cfm/fuseaction/display.researchCategory/rc_id/106/	34	39	00:02:22
77.	http://cfpub.epa.gov/ncer/abstracts/index.cfm/fuseaction/display.abstractDetail/abstract/7153/report/0/	34	36	00:00:02
78.	http://cfpub.epa.gov/ncer/abstracts/index.cfm/fuseaction/display.abstractDetail/abstract/8955/report/0/	34	43	00:01:47
79.	http://cfpub.epa.gov/ncer/abstracts/index.cfm/fuseaction/searchControlled.sort/start_record/26/records_per_page/25/	34	39	00:03:34
80.	http://cfpub.epa.gov/ncer/abstracts/index.cfm/fuseaction/display.abstractDetail/abstract/832/report/0/	34	40	00:01:16
81.	http://cfpub.epa.gov/ncer/abstracts/index.cfm/fuseaction/display.abstractDetail/abstract/6156/report/0/	34	34	00:00:49
82.	http://cfpub.epa.gov/ncer/abstracts/index.cfm/fuseaction/display.abstractDetail/abstract/7376/report/0/	34	34	00:00:06
83.	http://cfpub.epa.gov/ncer/abstracts/index.cfm/fuseaction/display.abstractDetail/abstract/8348/report/0/	34	35	00:00:12
84.	http://cfpub.epa.gov/ncer/abstracts/index.cfm/fuseaction/display.abstractDetail/abstract/374/report/0/	33	38	00:02:59
85.	http://cfpub.epa.gov/ncer/abstracts/index.cfm/fuseaction/display.abstractDetail/abstract/7392/report/0/	33	35	00:00:05
86.	http://cfpub.epa.gov/ncer/abstracts/index.cfm/fuseaction/display.abstractDetail/abstract/7178/report/0/	33	33	00:00:04
87.	http://cfpub.epa.gov/ncer/abstracts/index.cfm/fuseaction/outlinks.centers/centerGroup/19/	33	34	00:01:20
88.	http://cfpub.epa.gov/ncer/abstracts/index.cfm/fuseaction/display.abstractDetail/abstract/2366/report/0/	33	33	00:00:21
89.	http://cfpub.epa.gov/ncer/abstracts/index.cfm/fuseaction/display.abstractDetail/abstract/7855/report/0/	33	33	00:00:08
90.	http://cfpub.epa.gov/ncer/abstracts/index.cfm/fuseaction/display.abstractDetail/abstract/7902/report/0/	33	33	00:00:02

	Pages	Visits	Views	Average Time Viewed
91.	http://cfpub.epa.gov/ncer_abstracts/index.cfm/fuseaction/display.abstractDetail/abstract/7136/report/0/	33	33	00:00:00
92.	http://cfpub.epa.gov/ncer_abstracts/index.cfm/fuseaction/display.abstractDetail/abstract/987/report/F/	32	48	00:01:07
93.	http://cfpub.epa.gov/ncer_abstracts/index.cfm/fuseaction/display.abstractDetail/abstract/8480/report/0/	32	32	00:00:07
94.	http://cfpub.epa.gov/ncer_abstracts/index.cfm/fuseaction/display.abstractDetail/abstract/7729/report/0/	32	32	00:00:05
95.	http://cfpub.epa.gov/ncer_abstracts/index.cfm/fuseaction/display.abstractDetail/abstract/8798/report/0/	32	35	00:01:27
96.	http://cfpub.epa.gov/ncer_abstracts/index.cfm/fuseaction/display.abstractDetail/abstract/1301/report/0/	32	37	00:02:33
97.	http://cfpub.epa.gov/ncer_abstracts/index.cfm/fuseaction/display.abstractDetail/abstract/7383/report/0/	32	32	00:00:03
98.	http://cfpub.epa.gov/ncer_abstracts/index.cfm/fuseaction/display.abstractDetail/abstract/7179/report/0/	31	32	00:00:11
99.	http://cfpub.epa.gov/ncer_abstracts/index.cfm/fuseaction/display.abstractDetail/abstract/2174/report/0/	31	31	00:00:02
100.	http://cfpub.epa.gov/ncer_abstracts/index.cfm/fuseaction/display.abstractDetail/abstract/2072/report/0/	31	32	00:00:44
101.	http://cfpub.epa.gov/ncer_abstracts/index.cfm/fuseaction/display.abstractDetail/abstract/5327/report/0/	31	38	00:03:14
102.	http://cfpub.epa.gov/ncer_abstracts/index.cfm/fuseaction/display.abstractDetail/abstract/6428/report/0/	31	35	00:04:31
103.	http://cfpub.epa.gov/ncer_abstracts/index.cfm/fuseaction/display.abstractDetail/abstract/7897/report/0/	31	31	00:00:00
104.	http://cfpub.epa.gov/ncer_abstracts/index.cfm/fuseaction/display.abstractDetail/abstract/5072/report/0/	31	31	00:00:02
105.	http://cfpub.epa.gov/ncer_abstracts/index.cfm/fuseaction/display.abstractDetail/abstract/675/report/0/	31	35	00:01:51
106.	http://cfpub.epa.gov/ncer_abstracts/index.cfm/fuseaction/display.abstractDetail/abstract/8952/report/0/	31	35	00:02:05

	Pages	Visits	Views	Average Time Viewed
107.	http://cfpub.epa.gov/ncer/abstracts/index.cfm/fuseaction/display.abstractDetail/abstract/7386/report/0/	31	31	00:00:02
108.	http://cfpub.epa.gov/ncer/abstracts/index.cfm/fuseaction/display.abstractDetail/abstract/7484/report/0/	30	32	00:01:41
109.	http://cfpub.epa.gov/ncer/abstracts/index.cfm/fuseaction/display.abstractDetail/abstract/6311/report/F/	30	31	00:00:07
110.	http://cfpub.epa.gov/ncer/abstracts/index.cfm/fuseaction/display.abstractDetail/abstract/366/report/0/	30	33	00:00:42
111.	http://cfpub.epa.gov/ncer/abstracts/index.cfm/fuseaction/display.abstractDetail/abstract/7390/report/0/	30	30	00:00:00
112.	http://cfpub.epa.gov/ncer/abstracts/index.cfm/fuseaction/display.abstractDetail/abstract/6058/report/0/	30	30	00:01:04
113.	http://cfpub.epa.gov/ncer/abstracts/index.cfm/fuseaction/display.abstractDetail/abstract/7833/report/0/	29	29	00:00:02
114.	http://cfpub.epa.gov/ncer/abstracts/index.cfm/fuseaction/display.abstractDetail/abstract/7482/report/F/	29	29	00:02:13
115.	http://cfpub.epa.gov/ncer/abstracts/index.cfm/fuseaction/display.abstractDetail/abstract/1061/report/F/	29	40	00:03:23
116.	http://cfpub.epa.gov/ncer/abstracts/index.cfm/fuseaction/display.abstractDetail/abstract/8506/report/0/	29	36	00:01:12
117.	http://cfpub.epa.gov/ncer/abstracts/index.cfm/fuseaction/display.abstractDetail/abstract/2367/report/0/	29	29	00:00:00
118.	http://cfpub.epa.gov/ncer/abstracts/index.cfm/fuseaction/display.abstractDetail/abstract/6155/report/0/	29	29	00:00:09
119.	http://cfpub.epa.gov/ncer/abstracts/index.cfm/fuseaction/display.publications/abstract/987/	29	33	00:00:38
120.	http://cfpub.epa.gov/ncer/abstracts/index.cfm/fuseaction/research.display/rpt/final/rfa_id/453/	29	31	00:00:39
121.	http://cfpub.epa.gov/ncer/abstracts/index.cfm/fuseaction/display.abstractDetail/abstract/5350/report/0/	29	33	00:03:02
122.	http://cfpub.epa.gov/ncer/abstracts/index.cfm/fuseaction/display.abstractDetail/abstract/8665/report/0/	29	38	00:02:46

	Pages	Visits	Views	Average Time Viewed
123.	http://cfpub.epa.gov/ncer/abstracts/index.cfm/fuseaction/display.abstractDetail/abstract/1657/report/0/	29	30	00:02:44
124.	http://cfpub.epa.gov/ncer/abstracts/index.cfm/fuseaction/display.abstractDetail/abstract/7391/report/0/	28	28	00:00:00
125.	http://cfpub.epa.gov/ncer/abstracts/index.cfm/fuseaction/display.abstractDetail/abstract/5235/report/f/	28	31	00:01:42
126.	http://cfpub.epa.gov/ncer/abstracts/index.cfm/fuseaction/research.display.rpt/abs/rfa_id/473/	28	37	00:00:50
127.	http://cfpub.epa.gov/ncer/abstracts/index.cfm/fuseaction/recipients.display/rfa_id/460/records_per_page/ALL/	28	29	00:00:43
128.	http://cfpub.epa.gov/ncer/abstracts/index.cfm/fuseaction/display.abstractDetail/abstract/1704/report/0/	28	44	00:01:51
129.	http://cfpub.epa.gov/ncer/abstracts/index.cfm/fuseaction/display.abstractDetail/abstract/y/report/lay/abs/	28	30	00:02:25
130.	http://cfpub.epa.gov/ncer/abstracts/index.cfm/fuseaction/display.abstractDetail/abstract/8648/report/0/	27	32	00:01:39
131.	http://cfpub.epa.gov/ncer/abstracts/index.cfm/fuseaction/display.abstractDetail/abstract/5343/report/0/	27	36	00:01:53
132.	http://cfpub.epa.gov/ncer/abstracts/index.cfm/fuseaction/display.abstractDetail/abstract/7482/report/0/	27	28	00:00:24
133.	http://cfpub.epa.gov/ncer/abstracts/index.cfm/fuseaction/display.abstractDetail/abstract/5410/report/0/	26	28	00:00:48
134.	http://cfpub.epa.gov/ncer/abstracts/index.cfm/fuseaction/display.abstractDetail/abstract/8721/report/0/	26	49	00:00:12
135.	http://cfpub.epa.gov/ncer/abstracts/index.cfm/fuseaction/display.abstractDetail/abstract/1662/report/F/	26	30	00:03:59
136.	http://cfpub.epa.gov/ncer/abstracts/index.cfm/fuseaction/display.abstractDetail/abstract/8629/report/0/	26	37	00:01:44
137.	http://cfpub.epa.gov/ncer/abstracts/index.cfm/fuseaction/display.abstractDetail/abstract/7021/report/0/	26	34	00:01:08
138.	http://cfpub.epa.gov/ncer/abstracts/index.cfm/fuseaction/display.abstractDetail/abstract/1390/report/0/	25	31	00:01:01

	Pages	Visits	Views	Average Time Viewed
139.	http://cfpub.epa.gov/ncer_abstracts/index.cfm/fuseaction/outlinks.sbir/rc_id/943/showYear/current/	25	28	00:00:48
140.	http://cfpub.epa.gov/ncer_abstracts/index.cfm/fuseaction/outlinks.centers/center/101/	25	27	00:01:15
141.	http://cfpub.epa.gov/ncer_abstracts/index.cfm/fuseaction/display.abstractDetail/abstract/789/report/0/	25	25	00:00:59
142.	http://cfpub.epa.gov/ncer_abstracts/index.cfm/fuseaction/display.abstractDetail/abstract/8902/report/0/	25	28	00:02:09
143.	http://cfpub.epa.gov/ncer_abstracts/index.cfm/fuseaction/display.abstractDetail/abstract/963/report/0/	25	30	00:00:16
144.	http://cfpub.epa.gov/ncer_abstracts/index.cfm/fuseaction/display.abstractDetail/abstract/8893/report/0/	25	27	00:00:30
145.	http://cfpub.epa.gov/ncer_abstracts/index.cfm/fuseaction/display.abstractDetail/abstract/5310/report/0/	24	30	00:01:18
146.	http://cfpub.epa.gov/ncer_abstracts/index.cfm/fuseaction/display.abstractDetail/abstract/2338/report/0/	24	28	00:01:52
147.	http://cfpub.epa.gov/ncer_abstracts/index.cfm/fuseaction/display.abstractDetail/abstract/7763/report/0/	24	28	00:01:53
148.	http://cfpub.epa.gov/ncer_abstracts/index.cfm/fuseaction/research.display.rpt/abs/rfa_list/388,436/	24	29	00:02:46
149.	http://cfpub.epa.gov/ncer_abstracts/index.cfm/fuseaction/display.abstractDetail/abstract/1344/report/0/	24	31	00:00:15
150.	http://cfpub.epa.gov/ncer_abstracts/index.cfm/fuseaction/display.abstractDetail/abstract/164/report/0/	23	24	00:06:08
151.	http://cfpub.epa.gov/ncer_abstracts/index.cfm/fuseaction/display.abstractDetail/abstract/5273/report/0/	23	28	00:00:49
152.	http://cfpub.epa.gov/ncer_abstracts/index.cfm/fuseaction/display.abstractDetail/abstract/1199/report/0/	23	26	00:01:57
153.	http://cfpub.epa.gov/ncer_abstracts/index.cfm/fuseaction/display.abstractDetail/abstract/2390/report/0/	23	23	00:02:12
154.	http://cfpub.epa.gov/ncer_abstracts/index.cfm/fuseaction/display.abstractDetail/abstract/1140/report/0/	23	29	00:02:51

	Pages	Visits	Views	Average Time Viewed
155.	http://cfpub.epa.gov/ncer_abstracts/index.cfm/fuseaction/searchFielded.sort/start_record/1/records_per_page/ALL/	23	25	00:02:45
156.	http://cfpub.epa.gov/ncer_abstracts/index.cfm/fuseaction/display.researchCategory/rc_id/228/	23	24	00:02:34
157.	http://cfpub.epa.gov/ncer_abstracts/index.cfm/fuseaction/display.abstractDetail/abstract/5340/report/0/	23	24	00:01:29
158.	http://cfpub.epa.gov/ncer_abstracts/index.cfm/fuseaction/display.abstractDetail/abstract/1057/report/0/	23	25	00:01:12
159.	http://cfpub.epa.gov/ncer_abstracts/index.cfm/fuseaction/display.abstractDetail/abstract/1741/report/0/	22	27	00:01:35
160.	http://cfpub.epa.gov/ncer_abstracts/index.cfm/fuseaction/display.abstractDetail/abstract/8965/report/0/	22	28	00:02:56
161.	http://cfpub.epa.gov/ncer_abstracts/index.cfm/fuseaction/display.abstractDetail/abstract/8966/report/0/	22	27	00:05:31
162.	http://cfpub.epa.gov/ncer_abstracts/index.cfm/fuseaction/display.abstractDetail/abstract/5869/report/F/	22	22	00:01:39
163.	http://cfpub.epa.gov/ncer_abstracts/index.cfm/fuseaction/display.abstractDetail/abstract/8816/report/0/	22	22	00:00:58
164.	http://cfpub.epa.gov/ncer_abstracts/index.cfm/fuseaction/display.abstractDetail/abstract/1704/report/F/	22	23	00:00:06
165.	http://cfpub.epa.gov/ncer_abstracts/index.cfm/fuseaction/display.abstractDetail/abstract/5313/report/0/	22	22	00:01:51
166.	http://cfpub.epa.gov/ncer_abstracts/index.cfm/fuseaction/outlinks.centers/centerGroup/8/	22	24	00:00:46
167.	http://cfpub.epa.gov/ncer_abstracts/index.cfm/fuseaction/recipients.display/rfa_id/470/records_per_page/ALL/	22	29	00:02:00
168.	http://cfpub.epa.gov/ncer_abstracts/index.cfm/fuseaction/display.abstractDetail/abstract/1706/report/0/	22	25	00:02:45
169.	http://cfpub.epa.gov/ncer_abstracts/index.cfm/fuseaction/display.abstractDetail/abstract/2389/report/0/	21	25	00:03:21
170.	http://cfpub.epa.gov/ncer_abstracts/index.cfm/fuseaction/display.abstractDetail/abstract/1950/report/0/	21	25	00:01:35

	Pages	Visits	Views	Average Time Viewed
171.	http://cfpub.epa.gov/ncer_abstracts/index.cfm/fuseaction/display.abstractDetail/abstract/6311/report/2003/	21	22	00:00:20
172.	http://cfpub.epa.gov/ncer_abstracts/index.cfm/fuseaction/display.abstractDetail/abstract/8831/report/0/	21	27	00:02:00
173.	http://cfpub.epa.gov/ncer_abstracts/index.cfm/fuseaction/display.abstractDetail/abstract/1344/report/F/	21	21	00:01:21
174.	http://cfpub.epa.gov/ncer_abstracts/index.cfm/fuseaction/display.abstractDetail/abstract/8823/report/0/	21	22	00:00:40
175.	http://cfpub.epa.gov/ncer_abstracts/index.cfm/fuseaction/display.investigatorInfo/investigator/1157/	21	28	00:01:03
176.	http://cfpub.epa.gov/ncer_abstracts/index.cfm/fuseaction/outlinks.sbir/rc_id/1104/showYear/current/	21	22	00:00:27
177.	http://cfpub.epa.gov/ncer_abstracts/index.cfm/fuseaction/display.abstractDetail/abstract/8868/report/0/	21	23	00:00:28
178.	http://cfpub.epa.gov/ncer_abstracts/index.cfm/fuseaction/display.abstractDetail/abstract/5342/report/0/	21	25	00:01:16
179.	http://cfpub.epa.gov/ncer_abstracts/index.cfm/fuseaction/display.abstractDetail/abstract/1476/report/0/	21	22	00:01:12
180.	http://cfpub.epa.gov/ncer_abstracts/index.cfm/fuseaction/display.abstractDetail/abstract/1088/report/0/	21	24	00:01:59
181.	http://cfpub.epa.gov/ncer_abstracts/index.cfm/fuseaction/recipients.display/rfa_id/464/records_per_page/ALL/	20	21	00:01:15
182.	http://cfpub.epa.gov/ncer_abstracts/index.cfm/fuseaction/display.abstractDetail/abstract/5372/report/0/	20	20	00:03:13
183.	http://cfpub.epa.gov/ncer_abstracts/index.cfm/fuseaction/display.abstractDetail/abstract/1440/report/0/	20	24	00:03:00
184.	http://cfpub.epa.gov/ncer_abstracts/index.cfm/fuseaction/display.abstractDetail/abstract/6065/report/0/	20	21	00:00:27
185.	http://cfpub.epa.gov/ncer_abstracts/index.cfm/fuseaction/display.abstractDetail/abstract/8855/report/0/	20	24	00:00:50
186.	http://cfpub.epa.gov/ncer_abstracts/index.cfm/fuseaction/display.abstractDetail/abstract/624/report/0/	20	20	00:00:00

	Pages	Visits	Views	Average Time Viewed
187.	http://cfpub.epa.gov/ncer_abstracts/index.cfm/fuseaction/display.abstractDetail/abstract/8644/report/0/	20	23	00:00:58
188.	http://cfpub.epa.gov/ncer_abstracts/index.cfm/fuseaction/display.abstractDetail/abstract/8892/report/0/	20	21	00:00:12
189.	http://cfpub.epa.gov/ncer_abstracts/index.cfm/fuseaction/display.abstractDetail/abstract/5523/report/0/	20	24	00:02:59
190.	http://cfpub.epa.gov/ncer_abstracts/index.cfm/fuseaction/display.abstractDetail/abstract/5101/report/0/	20	28	00:00:10
191.	http://cfpub.epa.gov/ncer_abstracts/index.cfm/fuseaction/outlinks.centers/center/158/	20	23	00:01:07
192.	http://cfpub.epa.gov/ncer_abstracts/index.cfm/fuseaction/display.abstractDetail/abstract/2321/report/0/	20	22	00:02:17
193.	http://cfpub.epa.gov/ncer_abstracts/index.cfm/fuseaction/display.abstractDetail/abstract/5281/report/0/	20	24	00:02:36
194.	http://cfpub.epa.gov/ncer_abstracts/index.cfm/fuseaction/display.abstractDetail/abstract/1063/report/F/	19	24	00:03:39
195.	http://cfpub.epa.gov/ncer_abstracts/index.cfm/fuseaction/display.abstractDetail/abstract/71/report/0/	19	23	00:00:52
196.	http://cfpub.epa.gov/ncer_abstracts/index.cfm/fuseaction/display.abstractDetail/abstract/1621/report/0/	19	20	00:00:32
197.	http://cfpub.epa.gov/ncer_abstracts/index.cfm/fuseaction/display.abstractDetail/abstract/8815/report/0/	19	19	00:00:05
198.	http://cfpub.epa.gov/ncer_abstracts/index.cfm/fuseaction/display.abstractDetail/abstract/172/report/0/	19	19	00:00:31
199.	http://cfpub.epa.gov/ncer_abstracts/index.cfm/fuseaction/display.abstractDetail/abstract/2104/report/0/	19	19	00:11:51
200.	http://cfpub.epa.gov/ncer_abstracts/index.cfm/fuseaction/display.abstractDetail/abstract/1185/report/0/	19	23	00:02:34
201.	http://cfpub.epa.gov/ncer_abstracts/index.cfm/fuseaction/display.abstractDetail/abstract/1066/report/F/	19	20	00:04:09
202.	http://cfpub.epa.gov/ncer_abstracts/index.cfm/fuseaction/display.abstractDetail/abstract/1609/report/0/	19	20	00:00:39

	Pages	Visits	Views	Average Time Viewed
203.	http://cfpub.epa.gov/ncer/abstracts/index.cfm/fuseaction/display.abstractDetail/abstract/1089/report/0/	19	24	00:01:36
204.	http://cfpub.epa.gov/ncer/abstracts/index.cfm/fuseaction/display.abstractDetail/abstract/22/report/F/	19	33	00:01:07
205.	http://cfpub.epa.gov/ncer/abstracts/index.cfm/fuseaction/display.abstractDetail/abstract/8609/report/0/	19	24	00:01:15
206.	http://cfpub.epa.gov/ncer/abstracts/index.cfm/fuseaction/display.abstractDetail/abstract/5246/report/0/	19	21	00:00:32
207.	http://cfpub.epa.gov/ncer/abstracts/index.cfm/fuseaction/display.abstractDetail/abstract/8664/report/0/	19	22	00:02:28
208.	http://cfpub.epa.gov/ncer/abstracts/index.cfm/fuseaction/display.abstractDetail/abstract/8937/report/0/	19	20	00:01:21
209.	http://cfpub.epa.gov/ncer/abstracts/index.cfm/fuseaction/display.abstractDetail/abstract/1157/report/0/	19	20	00:01:06
210.	http://cfpub.epa.gov/ncer/abstracts/index.cfm/fuseaction/display.abstractDetail/abstract/8973/report/0/	18	22	00:00:34
211.	http://cfpub.epa.gov/ncer/abstracts/index.cfm/fuseaction/recipient.main/instlist/U/	18	20	00:00:09
212.	http://cfpub.epa.gov/ncer/abstracts/index.cfm/fuseaction/display.abstractDetail/abstract/2129/report/0/	18	23	00:04:04
213.	http://cfpub.epa.gov/ncer/abstracts/index.cfm/fuseaction/display.abstractDetail/abstract/1087/report/0/	18	21	00:02:39
214.	http://cfpub.epa.gov/ncer/abstracts/index.cfm/fuseaction/display.abstractDetail/abstract/7797/report/0/	18	23	00:01:15
215.	http://cfpub.epa.gov/ncer/abstracts/index.cfm/fuseaction/display.abstractDetail/abstract/1146/report/0/	18	20	00:01:58
216.	http://cfpub.epa.gov/ncer/abstracts/index.cfm/fuseaction/recipient.display/rfa_id/453/records_per_page/ALL/	18	19	00:00:53
217.	http://cfpub.epa.gov/ncer/abstracts/index.cfm/fuseaction/display.abstractDetail/abstract/1218/report/0/	18	18	00:02:14
218.	http://cfpub.epa.gov/ncer/abstracts/index.cfm/fuseaction/display.abstractDetail/abstract/8936/report/0/	18	23	00:01:25

	Pages	Visits	Views	Average Time Viewed
■ 219.	http://cfpub.epa.gov/ncer/abstracts/index.cfm/fuseaction/display.abstractDetail/abstract/8764/report/0/	18	23	00:00:22
■ 220.	http://cfpub.epa.gov/ncer/abstracts/index.cfm/fuseaction/display.abstractDetail/abstract/985/report/0/	18	22	00:01:58
■ 221.	http://cfpub.epa.gov/ncer/abstracts/index.cfm/fuseaction/display.abstractDetail/abstract/8037/report/2007/	18	19	00:01:08
■ 222.	http://cfpub.epa.gov/ncer/abstracts/index.cfm/fuseaction/display.abstractDetail/abstract/7736/report/0/	18	32	00:03:14
■ 223.	http://cfpub.epa.gov/ncer/abstracts/index.cfm/fuseaction/display.abstractDetail/abstract/8874/report/0/	18	22	00:01:23
■ 224.	http://cfpub.epa.gov/ncer/abstracts/index.cfm/fuseaction/display.abstractDetail/abstract/7737/report/0/	18	24	00:02:48
■ 225.	http://cfpub.epa.gov/ncer/abstracts/index.cfm/fuseaction/display.abstractDetail/abstract/5347/report/0/	18	19	00:01:47
■ 226.	http://cfpub.epa.gov/ncer/abstracts/index.cfm/fuseaction/display.rfa/rfa_id/464/	18	21	00:01:39
■ 227.	http://cfpub.epa.gov/ncer/abstracts/index.cfm/fuseaction/display.abstractDetail/abstract/7150/report/0/	18	22	00:01:48
■ 228.	http://cfpub.epa.gov/ncer/abstracts/index.cfm/fuseaction/display.abstractDetail/abstract/193/report/0/	18	19	00:03:22
■ 229.	http://cfpub.epa.gov/ncer/abstracts/index.cfm/fuseaction/display.abstractDetail/abstract/2274/report/0/	18	18	00:02:17
■ 230.	http://cfpub.epa.gov/ncer/abstracts/index.cfm/fuseaction/display.abstractDetail/abstract/8904/report/0/	18	21	00:01:48
■ 231.	http://cfpub.epa.gov/ncer/abstracts/index.cfm/fuseaction/display.abstractDetail/abstract/706/report/0/	18	22	00:01:04
■ 232.	http://cfpub.epa.gov/ncer/abstracts/index.cfm/fuseaction/display.abstractDetail/abstract/1706/report/F/	18	20	00:04:06
■ 233.	http://cfpub.epa.gov/ncer/abstracts/index.cfm/fuseaction/display.abstractDetail/abstract/1980/report/0/	18	31	00:02:52
■ 234.	http://cfpub.epa.gov/ncer/abstracts/index.cfm/fuseaction/display.abstractDetail/abstract/8087/report/F/	18	22	00:04:01

	Pages	Visits	Views	Average Time Viewed
235.	http://cfpub.epa.gov/ncer_abstracts/index.cfm/fuseaction/display.abstractDetail/abstract/1153/report/0/	18	22	00:01:58
236.	http://cfpub.epa.gov/ncer_abstracts/index.cfm/fuseaction/display.abstractDetail/abstract/8951/report/0/	18	22	00:01:21
237.	http://cfpub.epa.gov/ncer_abstracts/index.cfm/fuseaction/display.abstractDetail/abstract/8825/report/0/	18	24	00:02:15
238.	http://cfpub.epa.gov/ncer_abstracts/index.cfm/fuseaction/recipients.display/rfa_id/398/	18	19	00:03:07
239.	http://cfpub.epa.gov/ncer_abstracts/index.cfm/fuseaction/display.publications/abstract/1061/	17	20	00:00:48
240.	http://cfpub.epa.gov/ncer_abstracts/index.cfm/fuseaction/display.abstractDetail/abstract/5336/report/0/	17	21	00:01:03
241.	http://cfpub.epa.gov/ncer_abstracts/index.cfm/fuseaction/display.abstractDetail/abstract/5241/report/0/	17	17	00:00:56
242.	http://cfpub.epa.gov/ncer_abstracts/index.cfm/fuseaction/recipients.display/rfa_id/297/	17	17	00:01:30
243.	http://cfpub.epa.gov/ncer_abstracts/index.cfm/fuseaction/display.abstractDetail/abstract/1727/report/F/	17	17	00:00:00
244.	http://cfpub.epa.gov/ncer_abstracts/index.cfm/fuseaction/display.abstractDetail/abstract/985/report/F/	17	25	00:03:12
245.	http://cfpub.epa.gov/ncer_abstracts/index.cfm/fuseaction/display.abstractDetail/abstract/1439/report/0/	17	21	00:04:06
246.	http://cfpub.epa.gov/ncer_abstracts/index.cfm/fuseaction/display.abstractDetail/abstract/8650/report/0/	17	18	00:00:45
247.	http://cfpub.epa.gov/ncer_abstracts/index.cfm/fuseaction/display.abstractDetail/abstract/1793/report/0/	17	22	00:00:39
248.	http://cfpub.epa.gov/ncer_abstracts/index.cfm/fuseaction/recipients.display/rfa_id/469/records_per_page/ALL/	17	18	00:00:49
249.	http://cfpub.epa.gov/ncer_abstracts/index.cfm/fuseaction/outlinks.sbir/rc_id/1097/showYear/current/	17	23	00:01:16
250.	http://cfpub.epa.gov/ncer_abstracts/index.cfm/fuseaction/display.abstractDetail/abstract/7002/report/0/	17	19	00:00:28
251.	http://cfpub.epa.gov/ncer_abstracts/index.cfm/fuseaction/display.researchCategory/rc_id/844/	17	19	00:02:34

	Pages	Visits	Views	Average Time Viewed
252.	http://cfpub.epa.gov/ncer_abstracts/index.cfm/fuseaction/display.abstractDetail/abstract/1162/report/0/	17	19	00:04:55
253.	http://cfpub.epa.gov/ncer_abstracts/index.cfm/fuseaction/outlinks.centers/center/138/	17	18	00:01:36
254.	http://cfpub.epa.gov/ncer_abstracts/index.cfm/fuseaction/display.abstractDetail/abstract/1071/report/0/	17	23	00:03:11
255.	http://cfpub.epa.gov/ncer_abstracts/index.cfm/fuseaction/display.abstractDetail/abstract/451/report/0/	17	20	00:02:22
256.	http://cfpub.epa.gov/ncer_abstracts/index.cfm/fuseaction/display.abstractDetail/abstract/1736/report/0/	17	18	00:00:51
257.	http://cfpub.epa.gov/ncer_abstracts/index.cfm/fuseaction/display.abstractDetail/abstract/5381/report/0/	17	17	00:02:41
258.	http://cfpub.epa.gov/ncer_abstracts/index.cfm/fuseaction/display.abstractDetail/abstract/1160/report/0/	17	19	00:02:19
259.	http://cfpub.epa.gov/ncer_abstracts/index.cfm/fuseaction/display.abstractDetail/abstract/8962/report/0/	17	20	00:01:48
260.	http://cfpub.epa.gov/ncer_abstracts/index.cfm/fuseaction/display.abstractDetail/abstract/1098/report/0/	17	19	00:01:10
261.	http://cfpub.epa.gov/ncer_abstracts/index.cfm/fuseaction/display.abstractDetail/abstract/73/report/0/	17	21	00:00:52
262.	http://cfpub.epa.gov/ncer_abstracts/index.cfm/fuseaction/display.abstractDetail/abstract/5853/report/0/	17	18	00:01:04
263.	http://cfpub.epa.gov/ncer_abstracts/index.cfm/fuseaction/display.abstractDetail/abstract/8651/report/0/	17	19	00:01:49
264.	http://cfpub.epa.gov/ncer_abstracts/index.cfm/fuseaction/display.abstractDetail/abstract/6183/report/F/	17	20	00:01:10
265.	http://cfpub.epa.gov/ncer_abstracts/index.cfm/fuseaction/display.abstractDetail/abstract/822/report/2000/	17	27	00:00:00
266.	http://cfpub.epa.gov/ncer_abstracts/index.cfm/fuseaction/display.abstractDetail/abstract/8629/report/F/	17	21	00:00:58
267.	http://cfpub.epa.gov/ncer_abstracts/index.cfm/fuseaction/display.abstractDetail/abstract/8817/report/0/	16	19	00:07:21

	Pages	Visits	Views	Average Time Viewed
268.	http://cfpub.epa.gov/ncer_abstracts/index.cfm/fuseaction/display.abstractDetail/abstract/8903/report/0/	16	20	00:01:07
269.	http://cfpub.epa.gov/ncer_abstracts/index.cfm/fuseaction/recipients.display/rfa_id/368/	16	17	00:01:01
270.	http://cfpub.epa.gov/ncer_abstracts/index.cfm/fuseaction/display.abstractDetail/abstract/1077/report/0/	16	16	00:02:22
271.	http://cfpub.epa.gov/ncer_abstracts/index.cfm/fuseaction/display.abstractDetail/abstract/198/report/0/	16	16	00:02:07
272.	http://cfpub.epa.gov/ncer_abstracts/index.cfm/fuseaction/display.abstractDetail/abstract/8765/report/0/	16	18	00:01:49
273.	http://cfpub.epa.gov/ncer_abstracts/index.cfm/fuseaction/display.abstractDetail/abstract/8948/report/0/	16	19	00:01:51
274.	http://cfpub.epa.gov/ncer_abstracts/index.cfm/fuseaction/display.abstractDetail/abstract/8734/report/F/	16	18	00:02:59
275.	http://cfpub.epa.gov/ncer_abstracts/index.cfm/fuseaction/display.abstractDetail/abstract/8626/report/0/	16	20	00:01:19
276.	http://cfpub.epa.gov/ncer_abstracts/index.cfm/fuseaction/display.abstractDetail/abstract/8957/report/0/	16	20	00:02:08
277.	http://cfpub.epa.gov/ncer_abstracts/index.cfm/fuseaction/display.abstractDetail/abstract/6038/report/0/	16	17	00:02:24
278.	http://cfpub.epa.gov/ncer_abstracts/index.cfm/fuseaction/outlinks.centers/center/108/	16	17	00:03:15
279.	http://cfpub.epa.gov/ncer_abstracts/index.cfm/fuseaction/display.abstractDetail/abstract/6066/report/0/	16	16	00:00:39
280.	http://cfpub.epa.gov/ncer_abstracts/index.cfm/fuseaction/display.abstractDetail/abstract/6041/report/0/	16	16	00:00:52
281.	http://cfpub.epa.gov/ncer_abstracts/index.cfm/fuseaction/display.abstractDetail/abstract/1201/report/0/	16	19	00:00:35
282.	http://cfpub.epa.gov/ncer_abstracts/index.cfm/fuseaction/display.abstractDetail/abstract/198/report/F/	16	24	00:03:23
283.	http://cfpub.epa.gov/ncer_abstracts/index.cfm/fuseaction/display.abstractDetail/abstract/8958/report/0/	16	20	00:03:14
284.	http://cfpub.epa.gov/ncer_abstracts/index.cfm/fuseaction/display.abstractDetail/abstract/8850/report/0/	16	16	00:00:14

	Pages	Visits	Views	Average Time Viewed
285.	http://cfpub.epa.gov/ncer_abstracts/index.cfm/fuseaction/searchControlled.sort/start_record/51/records_per_page/25/	16	16	00:02:13
286.	http://cfpub.epa.gov/ncer_abstracts/index.cfm/fuseaction/display.abstractDetail/abstract/5089/report/F/	16	16	00:00:27
287.	http://cfpub.epa.gov/ncer_abstracts/index.cfm/fuseaction/display.abstractDetail/abstract/5476/report/0/	16	18	00:01:31
288.	http://cfpub.epa.gov/ncer_abstracts/index.cfm/fuseaction/display.abstractDetail/abstract/8953/report/0/	16	17	00:01:08
289.	http://cfpub.epa.gov/ncer_abstracts/index.cfm/fuseaction/display.abstractDetail/abstract/1110/report/0/	16	17	00:01:18
290.	http://cfpub.epa.gov/ncer_abstracts/index.cfm/fuseaction/outlinks.centers/center/150/	16	18	00:00:16
291.	http://cfpub.epa.gov/ncer_abstracts/index.cfm/fuseaction/display.abstractDetail/abstract/8929/report/0/	16	19	00:01:27
292.	http://cfpub.epa.gov/ncer_abstracts/index.cfm/fuseaction/display.abstractDetail/abstract/967/report/0/	16	19	00:03:07
293.	http://cfpub.epa.gov/ncer_abstracts/index.cfm/fuseaction/display.abstractDetail/abstract/7150/report/F/	16	18	00:02:39
294.	http://cfpub.epa.gov/ncer_abstracts/index.cfm/fuseaction/outlinks.sbir/rc_id/1096/showYear/current/	16	16	00:00:27
295.	http://cfpub.epa.gov/ncer_abstracts/index.cfm/fuseaction/outlinks.sbir/rc_id/973/showYear/current/	15	15	00:00:22
296.	http://cfpub.epa.gov/ncer_abstracts/index.cfm/fuseaction/display.abstractDetail/abstract/8865/report/0/	15	16	00:00:38
297.	http://cfpub.epa.gov/ncer_abstracts/index.cfm/fuseaction/display.abstractDetail/abstract/2179/report/2002/	15	22	00:00:00
298.	http://cfpub.epa.gov/ncer_abstracts/index.cfm/fuseaction/display.abstractDetail/abstract/1070/report/0/	15	15	00:02:40
299.	http://cfpub.epa.gov/ncer_abstracts/index.cfm/fuseaction/recipients.display/rfa_id/416/	15	15	00:02:09
300.	http://cfpub.epa.gov/ncer_abstracts/index.cfm/fuseaction/display.abstractDetail/abstract/1321/report/0/	15	15	00:03:51
301.	http://cfpub.epa.gov/ncer_abstracts/index.cfm/fuseaction/outlinks.sbir/rc_id/953/showYear/current/	15	15	00:00:16

	Pages	Visits	Views	Average Time Viewed
302.	http://cfpub.epa.gov/ncer_abstracts/index.cfm/fuseaction/display.abstractDetail/abstract/860/report/0/	15	15	00:02:00
303.	http://cfpub.epa.gov/ncer_abstracts/index.cfm/fuseaction/recipients.display/rfa_id/456/	15	19	00:01:13
304.	http://cfpub.epa.gov/ncer_abstracts/index.cfm/fuseaction/display.abstractDetail/abstract/8426/report/0/	15	18	00:00:46
305.	http://cfpub.epa.gov/ncer_abstracts/index.cfm/fuseaction/display.journals/abstract/1061/	15	17	00:01:14
306.	http://cfpub.epa.gov/ncer_abstracts/index.cfm/fuseaction/outlinks.sbir/rc_id/943/showYear/all/	15	15	00:00:42
307.	http://cfpub.epa.gov/ncer_abstracts/index.cfm/fuseaction/display.abstractDetail/abstract/8930/report/0/	15	16	00:03:13
308.	http://cfpub.epa.gov/ncer_abstracts/index.cfm/fuseaction/display.abstractDetail/abstract/8954/report/0/	15	18	00:01:42
309.	http://cfpub.epa.gov/ncer_abstracts/index.cfm/fuseaction/display.abstractDetail/abstract/1557/report/0/	15	17	00:00:36
310.	http://cfpub.epa.gov/ncer_abstracts/index.cfm/fuseaction/display.abstractDetail/abstract/45/report/0/	15	17	00:02:27
311.	http://cfpub.epa.gov/ncer_abstracts/index.cfm/fuseaction/display.abstractDetail/abstract/6403/report/0/	15	18	00:00:56
312.	http://cfpub.epa.gov/ncer_abstracts/index.cfm/fuseaction/display.abstractDetail/abstract/1197/report/0/	15	16	00:00:41
313.	http://cfpub.epa.gov/ncer_abstracts/index.cfm/fuseaction/display.abstractDetail/abstract/1069/report/0/	15	15	00:00:42
314.	http://cfpub.epa.gov/ncer_abstracts/index.cfm/fuseaction/outlinks.sbir/rc_id/1103/showYear/current/	15	15	00:00:27
315.	http://cfpub.epa.gov/ncer_abstracts/index.cfm/fuseaction/display.abstractDetail/abstract/6956/report/F/	15	15	00:00:07
316.	http://cfpub.epa.gov/ncer_abstracts/index.cfm/fuseaction/display.abstractDetail/abstract/5389/report/0/	15	15	00:01:09
317.	http://cfpub.epa.gov/ncer_abstracts/index.cfm/fuseaction/display.abstractDetail/abstract/1304/report/0/	15	15	00:00:52
318.	http://cfpub.epa.gov/ncer_abstracts/index.cfm/fuseaction/display.abstractDetail/abstract/5426/report/0/	15	15	00:01:05

	Pages	Visits	Views	Average Time Viewed
319.	http://cfpub.epa.gov/ncer_abstracts/index.cfm/fuseaction/display.abstractDetail/abstract/8732/report/0/	15	17	00:00:41
320.	http://cfpub.epa.gov/ncer_abstracts/index.cfm/fuseaction/display.abstractDetail/abstract/1152/report/0/	15	17	00:00:59
321.	http://cfpub.epa.gov/ncer_abstracts/index.cfm/fuseaction/display.abstractDetail/abstract/5346/report/0/	15	17	00:03:06
322.	http://cfpub.epa.gov/ncer_abstracts/index.cfm/fuseaction/display.abstractDetail/abstract/1019/report/0/	15	15	00:00:00
323.	http://cfpub.epa.gov/ncer_abstracts/index.cfm/fuseaction/display.abstractDetail/abstract/1017/report/0/	15	20	00:01:51
324.	http://cfpub.epa.gov/ncer_abstracts/index.cfm/fuseaction/display.abstractDetail/abstract/127/report/0/	15	17	00:01:38
325.	http://cfpub.epa.gov/ncer_abstracts/index.cfm/fuseaction/recipient.display.rfa_id/468/records_per_page/ALL/	14	14	00:00:40
326.	http://cfpub.epa.gov/ncer_abstracts/index.cfm/fuseaction/display.abstractDetail/abstract/1622/report/0/	14	15	00:01:18
327.	http://cfpub.epa.gov/ncer_abstracts/index.cfm/fuseaction/display.abstractDetail/abstract/2177/report/0/	14	14	00:00:24
328.	http://cfpub.epa.gov/ncer_abstracts/index.cfm/fuseaction/research.display.rpt/abs/rfa_id/453/	14	14	00:00:28
329.	http://cfpub.epa.gov/ncer_abstracts/index.cfm/fuseaction/display.abstractDetail/abstract/416/report/0/	14	14	00:01:07
330.	http://cfpub.epa.gov/ncer_abstracts/index.cfm/fuseaction/display.abstractDetail/abstract/1668/report/0/	14	16	00:01:47
331.	http://cfpub.epa.gov/ncer_abstracts/index.cfm/fuseaction/display.abstractDetail/abstract/8885/report/0/	14	14	00:01:37
332.	http://cfpub.epa.gov/ncer_abstracts/index.cfm/fuseaction/display.abstractDetail/abstract/1630/report/0/	14	18	00:03:06
333.	http://cfpub.epa.gov/ncer_abstracts/index.cfm/fuseaction/display.journals/abstract/987/	14	14	00:01:53
334.	http://cfpub.epa.gov/ncer_abstracts/index.cfm/fuseaction/display.abstractDetail/abstract/5384/report/0/	14	15	00:00:59
335.	http://cfpub.epa.gov/ncer_abstracts/index.cfm/fuseaction/display.abstractDetail/abstract/1852/report/0/	14	17	00:01:15

	Pages	Visits	Views	Average Time Viewed
336.	http://cfpub.epa.gov/ncer_abstracts/index.cfm/fuseaction/display.abstractDetail/abstract/375/report/0/	14	14	00:02:18
337.	http://cfpub.epa.gov/ncer_abstracts/index.cfm/fuseaction/display.abstractDetail/abstract/8807/report/0/	14	14	00:01:52
338.	http://cfpub.epa.gov/ncer_abstracts/index.cfm/fuseaction/recipients.display/rfa_id/434/	14	15	00:00:37
339.	http://cfpub.epa.gov/ncer_abstracts/index.cfm/fuseaction/outlinks.centers/centerGroup/5/	14	15	00:00:17
340.	http://cfpub.epa.gov/ncer_abstracts/index.cfm/fuseaction/display.abstractDetail/abstract/1963/report/0/	14	15	00:00:57
341.	http://cfpub.epa.gov/ncer_abstracts/index.cfm/fuseaction/display.abstractDetail/abstract/1645/report/0/	14	19	00:00:00
342.	http://cfpub.epa.gov/ncer_abstracts/index.cfm/fuseaction/display.abstractDetail/abstract/8021/report/0/	14	15	00:01:56
343.	http://cfpub.epa.gov/ncer_abstracts/index.cfm/fuseaction/display.abstractDetail/abstract/2399/report/0/	14	17	00:03:27
344.	http://cfpub.epa.gov/ncer_abstracts/index.cfm/fuseaction/display.publications/abstract/1063/	14	14	00:02:16
345.	http://cfpub.epa.gov/ncer_abstracts/index.cfm/fuseaction/display.abstractDetail/abstract/8832/report/0/	14	14	00:00:47
346.	http://cfpub.epa.gov/ncer_abstracts/index.cfm/fuseaction/display.abstractDetail/abstract/6037/report/0/	14	16	00:01:37
347.	http://cfpub.epa.gov/ncer_abstracts/index.cfm/fuseaction/display.abstractDetail/abstract/1498/report/0/	14	17	00:01:24
348.	http://cfpub.epa.gov/ncer_abstracts/index.cfm/fuseaction/recipients.main/displayOption/alphabetical/alphalist/E/	14	14	00:02:39
349.	http://cfpub.epa.gov/ncer_abstracts/index.cfm/fuseaction/display.abstractDetail/abstract/6064/report/0/	14	14	00:01:13
350.	http://cfpub.epa.gov/ncer_abstracts/index.cfm/fuseaction/outlinks.centers/center/116/	14	14	00:00:30
351.	http://cfpub.epa.gov/ncer_abstracts/index.cfm/fuseaction/display.abstractDetail/abstract/8866/report/0/	14	14	00:00:35
352.	http://cfpub.epa.gov/ncer_abstracts/index.cfm/fuseaction/display.abstractDetail/abstract/8844/report/0/	14	17	00:02:04

	Pages	Visits	Views	Average Time Viewed
■ 353.	http://cfpub.epa.gov/ncer_abstracts/index.cfm/fuseaction/display.abstractDetail/abstract/992/report/0/	14	16	00:00:25
■ 354.	http://cfpub.epa.gov/ncer_abstracts/index.cfm/fuseaction/display.abstractDetail/abstract/644/report/0/	14	15	00:00:20
■ 355.	http://cfpub.epa.gov/ncer_abstracts/index.cfm/fuseaction/recipients.display/rfa_id/457/records_per_page/ALL/	14	15	00:00:35
■ 356.	http://cfpub.epa.gov/ncer_abstracts/index.cfm/fuseaction/display.abstractDetail/abstract/6954/report/F/	14	16	00:05:02
■ 357.	http://cfpub.epa.gov/ncer_abstracts/index.cfm/fuseaction/display.abstractDetail/abstract/905/report/0/	14	14	00:00:32
■ 358.	http://cfpub.epa.gov/ncer_abstracts/index.cfm/fuseaction/display.abstractDetail/abstract/1410/report/0/	14	15	00:03:11
■ 359.	http://cfpub.epa.gov/ncer_abstracts/index.cfm/fuseaction/display.abstractDetail/abstract/8766/report/0/	14	15	00:02:45
■ 360.	http://cfpub.epa.gov/ncer_abstracts/index.cfm/fuseaction/display.abstractDetail/abstract/1773/report/0/	14	19	00:05:01
■ 361.	http://cfpub.epa.gov/ncer_abstracts/index.cfm/fuseaction/display.abstractDetail/abstract/17/report/0/	14	14	00:00:15
■ 362.	http://cfpub.epa.gov/ncer_abstracts/index.cfm/fuseaction/outlinks.centers/center/147/	14	15	00:00:23
■ 363.	http://cfpub.epa.gov/ncer_abstracts/index.cfm/fuseaction/display.abstractDetail/abstract/5382/report/0/	14	14	00:00:36
■ 364.	http://cfpub.epa.gov/ncer_abstracts/index.cfm/fuseaction/recipients.display/rfa_id/472/records_per_page/ALL/	13	14	00:00:17
■ 365.	http://cfpub.epa.gov/ncer_abstracts/index.cfm/fuseaction/display.abstractDetail/abstract/1438/report/0/	13	14	00:00:49
■ 366.	http://cfpub.epa.gov/ncer_abstracts/index.cfm/fuseaction/display.abstractDetail/abstract/8716/report/0/	13	18	00:00:50
■ 367.	http://cfpub.epa.gov/ncer_abstracts/index.cfm/fuseaction/recipients.list/year/2000/abs_type/all/	13	15	00:00:13
■ 368.	http://cfpub.epa.gov/ncer_abstracts/index.cfm/fuseaction/display.abstractDetail/abstract/1610/report/0/	13	14	00:01:28

	Pages	Visits	Views	Average Time Viewed
369.	http://cfpub.epa.gov/ncer/abstracts/index.cfm/fuseaction/display.abstractDetail/abstract/5253/report/0/	13	14	00:00:40
370.	http://cfpub.epa.gov/ncer/abstracts/index.cfm/fuseaction/display.abstractDetail/abstract/1165/report/0/	13	14	00:01:47
371.	http://cfpub.epa.gov/ncer/abstracts/index.cfm/fuseaction/display.abstractDetail/abstract/8853/report/0/	13	13	00:00:19
372.	http://cfpub.epa.gov/ncer/abstracts/index.cfm/fuseaction/display.abstractDetail/abstract/6059/report/0/	13	13	00:00:39
373.	http://cfpub.epa.gov/ncer/abstracts/index.cfm/fuseaction/display.abstractDetail/abstract/5393/report/0/	13	14	00:04:11
374.	http://cfpub.epa.gov/ncer/abstracts/index.cfm/fuseaction/recipients.list/year/2003/abs_type/all/	13	14	00:00:12
375.	http://cfpub.epa.gov/ncer/abstracts/index.cfm/fuseaction/display.abstractDetail/abstract/362/report/0/	13	16	00:02:37
376.	http://cfpub.epa.gov/ncer/abstracts/index.cfm/fuseaction/display.abstractDetail/abstract/6056/report/0/	13	13	00:01:47
377.	http://cfpub.epa.gov/ncer/abstracts/index.cfm/fuseaction/display.abstractDetail/abstract/1565/report/0/	13	17	00:00:39
378.	http://cfpub.epa.gov/ncer/abstracts/index.cfm/fuseaction/display.abstractDetail/abstract/780/report/0/	13	13	00:02:41
379.	http://cfpub.epa.gov/ncer/abstracts/index.cfm/fuseaction/display.abstractDetail/abstract/8875/report/0/	13	13	00:00:31
380.	http://cfpub.epa.gov/ncer/abstracts/index.cfm/fuseaction/research.sort/rpt/abs/start_record/1/records_per_page/50/	13	14	00:00:16
381.	http://cfpub.epa.gov/ncer/abstracts/index.cfm/fuseaction/display.abstractDetail/abstract/8968/report/0/	13	13	00:01:47
382.	http://cfpub.epa.gov/ncer/abstracts/index.cfm/fuseaction/display.abstractDetail/abstract/706/report/F/	13	14	00:04:55
383.	http://cfpub.epa.gov/ncer/abstracts/index.cfm/fuseaction/display.abstractDetail/abstract/2309/report/0/	13	13	00:00:31
384.	http://cfpub.epa.gov/ncer/abstracts/index.cfm/fuseaction/display.abstractDetail/abstract/1061/report/2005/	13	17	00:00:40

	Pages	Visits	Views	Average Time Viewed
385.	http://cfpub.epa.gov/ncer_abstracts/index.cfm/fuseaction/display.abstractDetail/abstract/8609/report/F/	13	16	00:02:50
386.	http://cfpub.epa.gov/ncer_abstracts/index.cfm/fuseaction/display.abstractDetail/abstract/1390/report/F/	13	16	00:02:13
387.	http://cfpub.epa.gov/ncer_abstracts/index.cfm/fuseaction/display.abstractDetail/abstract/8037/report/0/	13	17	00:02:37
388.	http://cfpub.epa.gov/ncer_abstracts/index.cfm/fuseaction/display.abstractDetail/abstract/1189/report/0/	13	14	00:00:47
389.	http://cfpub.epa.gov/ncer_abstracts/index.cfm/fuseaction/recipients.display/rfa_id/461/records_per_page/ALL/	13	14	00:00:21
390.	http://cfpub.epa.gov/ncer_abstracts/index.cfm/fuseaction/display.abstractDetail/abstract/2306/report/0/	13	15	00:02:42
391.	http://cfpub.epa.gov/ncer_abstracts/index.cfm/fuseaction/display.abstractDetail/abstract/8870/report/0/	13	14	00:00:59
392.	http://cfpub.epa.gov/ncer_abstracts/index.cfm/fuseaction/display.abstractDetail/abstract/8824/report/0/	13	13	00:00:22
393.	http://cfpub.epa.gov/ncer_abstracts/index.cfm/fuseaction/display.abstractDetail/abstract/1261/report/0/	13	13	00:00:32
394.	http://cfpub.epa.gov/ncer_abstracts/index.cfm/fuseaction/display.abstractDetail/abstract/112/report/1998/	13	18	00:00:10
395.	http://cfpub.epa.gov/ncer_abstracts/index.cfm/fuseaction/display.abstractDetail/abstract/2040/report/0/	13	14	00:00:45
396.	http://cfpub.epa.gov/ncer_abstracts/index.cfm/fuseaction/display.abstractDetail/abstract/1470/report/0/	13	17	00:01:52
397.	http://cfpub.epa.gov/ncer_abstracts/index.cfm/fuseaction/display.abstractDetail/abstract/1005/report/0/	13	15	00:00:36
398.	http://cfpub.epa.gov/ncer_abstracts/index.cfm/fuseaction/display.abstractDetail/abstract/1214/report/0/	13	14	00:03:34
399.	http://cfpub.epa.gov/ncer_abstracts/index.cfm/fuseaction/display.abstractDetail/abstract/8111/report/0/	13	18	00:03:10
400.	http://cfpub.epa.gov/ncer_abstracts/index.cfm/fuseaction/display.abstractDetail/abstract/1299/report/0/	13	13	00:00:27
Subtotal for rows: 1 - 400		-	11,833	-

Pages	Visits	Views	Average Time Viewed
Other	-	42,005	-
Total	-	53,838	-

items 1-400 of 2000

Pages

Pages	Average Time to Serve (ms)
1. Research Project Database NCER ORD US EPA http://cfpub.epa.gov/ncer_abstracts/index.cfm/fuseaction/recipients.display/rfa_id/448/records_per_page/ALL/	0
2. Award Recipients By Year Award Recipients - 2008 http://cfpub.epa.gov/ncer_abstracts/index.cfm/fuseaction/recipients.list/year/2008/abs_type/all/	0
3. List of Awards SBIR http://cfpub.epa.gov/ncer_abstracts/index.cfm/fuseaction/outlinks.sbir/fullList/Yes/showYear/current/	0
4. Research Project Database NCER ORD US EPA http://cfpub.epa.gov/ncer_abstracts/index.cfm/fuseaction/research.search/rpt/abs/type/4/	0
5. Coal Combustion Wastes: New Concerns About an Old Problem http://cfpub.epa.gov/ncer_abstracts/index.cfm/fuseaction/display.abstractDetail/abstract/987/report/0/	0
6. Research Project Database NCER ORD US EPA http://cfpub.epa.gov/ncer_abstracts/index.cfm/fuseaction/research.search/rpt/abs/type/3/	0
7. Award Recipients List http://cfpub.epa.gov/ncer_abstracts/index.cfm/fuseaction/recipients.welcome/displayOption/Alphabetical/	0
8. Award Recipients By Year Award Recipients - 2007 http://cfpub.epa.gov/ncer_abstracts/index.cfm/fuseaction/recipients.list/year/2007/abs_type/all/	0
9. Research Project Database NCER ORD US EPA http://cfpub.epa.gov/ncer_abstracts/index.cfm/fuseaction/display.highlight/abstract/favicon/ico/	0

	Pages	Average Time to Serve (ms)
10.	Research Project Database NCER ORD US EPA http://cfpub.epa.gov/ncer_abstracts/index.cfm/fuseaction/display.highlight/abstract/favicon/gif/	0
11.	Research Project Database NCER ORD US EPA http://cfpub.epa.gov/ncer_abstracts/index.cfm/fuseaction/research.display/rpt/abs/rfa_id/472/	0
12.	Research Project Database NCER ORD US EPA http://cfpub.epa.gov/ncer_abstracts/index.cfm/fuseaction/research.search/rpt/final/type/4/	0
13.	Social Impact Assessment of Human Exposure to Mercury Related to Land Use and Physicochemical Settings in the Alabama-Mobile River System http://cfpub.epa.gov/ncer_abstracts/index.cfm/fuseaction/display.abstractDetail/abstract/589/report/0/	0
14.	Pharmaceuticals and Antiseptics: Occurrence and Fate in Drinking Water, Sewage Treatment Facilities, and Coastal Waters http://cfpub.epa.gov/ncer_abstracts/index.cfm/fuseaction/display.abstractDetail/abstract/1061/report/0/	0
15.	Award Recipients List http://cfpub.epa.gov/ncer_abstracts/index.cfm/fuseaction/recipients.welcome/displayOption/Institution/	0
16.	http://cfpub.epa.gov/ncer_abstracts/index.cfm/fuseaction/display.abstractDetail/abstract/favicon.gif/report/0/	0
17.	http://cfpub.epa.gov/ncer_abstracts/index.cfm/fuseaction/display.abstractDetail/abstract/favicon.ico/report/0/	0
18.	http://cfpub.epa.gov/ncer_abstracts/index.cfm/fuseaction/display.abstractDetail/abstract/1662/report/0/	0
19.	http://cfpub.epa.gov/ncer_abstracts/index.cfm/fuseaction/research.search/type/3/	0
20.	http://cfpub.epa.gov/ncer_abstracts/index.cfm/fuseaction/display.abstractDetail/abstract/8932/report/0/	0
21.	http://cfpub.epa.gov/ncer_abstracts/index.cfm/fuseaction/display.abstractDetail/abstract/2316/report/0/	0

	Pages	Average Time to Serve (ms)
22.	http://cfpub.epa.gov/ncer_abstracts/index.cfm/fuseaction/display.abstractDetail/abstract/5266/report/0/	0
23.	http://cfpub.epa.gov/ncer_abstracts/index.cfm/fuseaction/display.abstractDetail/abstract/8960/report/0/	0
24.	http://cfpub.epa.gov/ncer_abstracts/index.cfm/fuseaction/recipients.display/rfa_id/466/records_per_page/ALL/	0
25.	http://cfpub.epa.gov/ncer_abstracts/index.cfm/fuseaction/research.search/rpt/final/type/3/	0
26.	http://cfpub.epa.gov/ncer_abstracts/index.cfm/fuseaction/display.abstractDetail/abstract/6345/report/0/	0
27.	http://cfpub.epa.gov/ncer_abstracts/index.cfm/fuseaction/recipients.list/year/2006/abs_type/all/	0
28.	http://cfpub.epa.gov/ncer_abstracts/index.cfm/fuseaction/display.abstractDetail/abstract/2373/report/0/	0
29.	http://cfpub.epa.gov/ncer_abstracts/index.cfm/fuseaction/display.abstractDetail/abstract/8450/report/0/	0
30.	http://cfpub.epa.gov/ncer_abstracts/index.cfm/fuseaction/display.abstractDetail/abstract/1066/report/0/	0
31.	http://cfpub.epa.gov/ncer_abstracts/index.cfm/fuseaction/outlinks.sbir/fullList/Yes/showYear/all/	0
32.	http://cfpub.epa.gov/ncer_abstracts/index.cfm/fuseaction/display.researchCategory/rc_id/963/	0
33.	http://cfpub.epa.gov/ncer_abstracts/index.cfm/fuseaction/display.abstractDetail/abstract/8372/report/0/	0
34.	http://cfpub.epa.gov/ncer_abstracts/index.cfm/fuseaction/display.abstractDetail/abstract/8449/report/0/	0
35.	http://cfpub.epa.gov/ncer_abstracts/index.cfm/fuseaction/display.abstractDetail/abstract/5500/report/0/	0
36.	http://cfpub.epa.gov/ncer_abstracts/index.cfm/fuseaction/display.abstractDetail/abstract/8446/report/0/	0
37.	http://cfpub.epa.gov/ncer_abstracts/index.cfm/fuseaction/display.abstractDetail/abstract/8402/report/0/	0

	Pages	Average Time to Serve (ms)
38.	http://cfpub.epa.gov/ncer_abstracts/index.cfm/fuseaction/display.abstractDetail/abstract/1679/report/0/	0
39.	http://cfpub.epa.gov/ncer_abstracts/index.cfm/fuseaction/display.abstractDetail/abstract/8454/report/0/	0
40.	http://cfpub.epa.gov/ncer_abstracts/index.cfm/fuseaction/display.abstractDetail/abstract/2370/report/0/	0
41.	http://cfpub.epa.gov/ncer_abstracts/index.cfm/fuseaction/display.abstractDetail/abstract/8448/report/0/	0
42.	http://cfpub.epa.gov/ncer_abstracts/index.cfm/fuseaction/display.abstractDetail/abstract/6183/report/0/	0
43.	http://cfpub.epa.gov/ncer_abstracts/index.cfm/fuseaction/display.abstractDetail/abstract/8349/report/0/	0
44.	http://cfpub.epa.gov/ncer_abstracts/index.cfm/fuseaction/display.abstractDetail/abstract/8374/report/0/	0
45.	http://cfpub.epa.gov/ncer_abstracts/index.cfm/fuseaction/display.abstractDetail/abstract/877/report/0/	0
46.	http://cfpub.epa.gov/ncer_abstracts/index.cfm/fuseaction/recipients.list/year/2004/abs_type/all/	0
47.	http://cfpub.epa.gov/ncer_abstracts/index.cfm/fuseaction/display.abstractDetail/abstract/7384/report/0/	0
48.	http://cfpub.epa.gov/ncer_abstracts/index.cfm/fuseaction/display.abstractDetail/abstract/6245/report/0/	0
49.	http://cfpub.epa.gov/ncer_abstracts/index.cfm/fuseaction/recipients.list/year/2005/abs_type/all/	0
50.	http://cfpub.epa.gov/ncer_abstracts/index.cfm/fuseaction/display.abstractDetail/abstract/7915/report/0/	0
51.	http://cfpub.epa.gov/ncer_abstracts/index.cfm/fuseaction/display.abstractDetail/abstract/22/report/0/	0
52.	http://cfpub.epa.gov/ncer_abstracts/index.cfm/fuseaction/display.abstractDetail/abstract/1063/report/0/	0
53.	http://cfpub.epa.gov/ncer_abstracts/index.cfm/fuseaction/display.abstractDetail/abstract/7888/report/0/	0

	Pages	Average Time to Serve (ms)
54.	http://cfpub.epa.gov/ncer_abstracts/index.cfm/fuseaction/display.abstractDetail/abstract/8479/report/0/	0
55.	http://cfpub.epa.gov/ncer_abstracts/index.cfm/fuseaction/display.abstractDetail/abstract/8405/report/0/	0
56.	http://cfpub.epa.gov/ncer_abstracts/index.cfm/fuseaction/display.abstractDetail/abstract/7834/report/0/	0
57.	http://cfpub.epa.gov/ncer_abstracts/index.cfm/fuseaction/display.abstractDetail/abstract/1822/report/0/	0
58.	http://cfpub.epa.gov/ncer_abstracts/index.cfm/fuseaction/display.abstractDetail/abstract/7843/report/0/	0
59.	http://cfpub.epa.gov/ncer_abstracts/index.cfm/fuseaction/display.abstractDetail/abstract/8803/report/0/	0
60.	http://cfpub.epa.gov/ncer_abstracts/index.cfm/fuseaction/display.abstractDetail/abstract/8444/report/0/	0
61.	http://cfpub.epa.gov/ncer_abstracts/index.cfm/fuseaction/outlinks.centers/center/152/	0
62.	http://cfpub.epa.gov/ncer_abstracts/index.cfm/fuseaction/display.abstractDetail/abstract/8404/report/0/	0
63.	http://cfpub.epa.gov/ncer_abstracts/index.cfm/fuseaction/display.abstractDetail/abstract/8443/report/0/	0
64.	http://cfpub.epa.gov/ncer_abstracts/index.cfm/fuseaction/display.abstractDetail/abstract/8306/report/0/	0
65.	http://cfpub.epa.gov/ncer_abstracts/index.cfm/fuseaction/display.researchCategory/rc_id/846/	0
66.	http://cfpub.epa.gov/ncer_abstracts/index.cfm/fuseaction/display.abstractDetail/abstract/947/report/0/	0
67.	http://cfpub.epa.gov/ncer_abstracts/index.cfm/fuseaction/recipients.display/rfa_id/467/records_per_page/ALL/	0
68.	http://cfpub.epa.gov/ncer_abstracts/index.cfm/fuseaction/display.abstractDetail/abstract/8375/report/0/	0
69.	http://cfpub.epa.gov/ncer_abstracts/index.cfm/fuseaction/display.abstractDetail/abstract/7815/report/0/	0

	Pages	Average Time to Serve (ms)
70.	http://cfpub.epa.gov/ncer/abstracts/index.cfm/fuseaction/display.abstractDetail/abstract/8373/report/0/	0
71.	http://cfpub.epa.gov/ncer/abstracts/index.cfm/fuseaction/display.abstractDetail/abstract/7725/report/0/	0
72.	http://cfpub.epa.gov/ncer/abstracts/index.cfm/fuseaction/display.abstractDetail/abstract/8590/report/0/	0
73.	http://cfpub.epa.gov/ncer/abstracts/index.cfm/fuseaction/display.abstractDetail/abstract/7856/report/0/	0
74.	http://cfpub.epa.gov/ncer/abstracts/index.cfm/fuseaction/display.abstractDetail/abstract/5291/report/0/	0
75.	http://cfpub.epa.gov/ncer/abstracts/index.cfm/fuseaction/display.abstractDetail/abstract/7387/report/0/	0
76.	http://cfpub.epa.gov/ncer/abstracts/index.cfm/fuseaction/display.researchCategory/rc_id/106/	0
77.	http://cfpub.epa.gov/ncer/abstracts/index.cfm/fuseaction/display.abstractDetail/abstract/7153/report/0/	0
78.	http://cfpub.epa.gov/ncer/abstracts/index.cfm/fuseaction/display.abstractDetail/abstract/8955/report/0/	0
79.	http://cfpub.epa.gov/ncer/abstracts/index.cfm/fuseaction/searchControlled.sort/start_record/26/records_per_page/25/	0
80.	http://cfpub.epa.gov/ncer/abstracts/index.cfm/fuseaction/display.abstractDetail/abstract/832/report/0/	0
81.	http://cfpub.epa.gov/ncer/abstracts/index.cfm/fuseaction/display.abstractDetail/abstract/6156/report/0/	0
82.	http://cfpub.epa.gov/ncer/abstracts/index.cfm/fuseaction/display.abstractDetail/abstract/7376/report/0/	0
83.	http://cfpub.epa.gov/ncer/abstracts/index.cfm/fuseaction/display.abstractDetail/abstract/8348/report/0/	0
84.	http://cfpub.epa.gov/ncer/abstracts/index.cfm/fuseaction/display.abstractDetail/abstract/374/report/0/	0
85.	http://cfpub.epa.gov/ncer/abstracts/index.cfm/fuseaction/display.abstractDetail/abstract/7392/report/0/	0

	Pages	Average Time to Serve (ms)
86.	http://cfpub.epa.gov/ncer_abstracts/index.cfm/fuseaction/display.abstractDetail/abstract/7178/report/0/	0
87.	http://cfpub.epa.gov/ncer_abstracts/index.cfm/fuseaction/outlinks.centers/centerGroup/19/	0
88.	http://cfpub.epa.gov/ncer_abstracts/index.cfm/fuseaction/display.abstractDetail/abstract/2366/report/0/	0
89.	http://cfpub.epa.gov/ncer_abstracts/index.cfm/fuseaction/display.abstractDetail/abstract/7855/report/0/	0
90.	http://cfpub.epa.gov/ncer_abstracts/index.cfm/fuseaction/display.abstractDetail/abstract/7902/report/0/	0
91.	http://cfpub.epa.gov/ncer_abstracts/index.cfm/fuseaction/display.abstractDetail/abstract/7136/report/0/	0
92.	http://cfpub.epa.gov/ncer_abstracts/index.cfm/fuseaction/display.abstractDetail/abstract/987/report/F/	0
93.	http://cfpub.epa.gov/ncer_abstracts/index.cfm/fuseaction/display.abstractDetail/abstract/8480/report/0/	0
94.	http://cfpub.epa.gov/ncer_abstracts/index.cfm/fuseaction/display.abstractDetail/abstract/7729/report/0/	0
95.	http://cfpub.epa.gov/ncer_abstracts/index.cfm/fuseaction/display.abstractDetail/abstract/8798/report/0/	0
96.	http://cfpub.epa.gov/ncer_abstracts/index.cfm/fuseaction/display.abstractDetail/abstract/1301/report/0/	0
97.	http://cfpub.epa.gov/ncer_abstracts/index.cfm/fuseaction/display.abstractDetail/abstract/7383/report/0/	0
98.	http://cfpub.epa.gov/ncer_abstracts/index.cfm/fuseaction/display.abstractDetail/abstract/7179/report/0/	0
99.	http://cfpub.epa.gov/ncer_abstracts/index.cfm/fuseaction/display.abstractDetail/abstract/2174/report/0/	0
100.	http://cfpub.epa.gov/ncer_abstracts/index.cfm/fuseaction/display.abstractDetail/abstract/2072/report/0/	0
101.	http://cfpub.epa.gov/ncer_abstracts/index.cfm/fuseaction/display.abstractDetail/abstract/5327/report/0/	0

	Pages	Average Time to Serve (ms)
102.	http://cfpub.epa.gov/ncer_abstracts/index.cfm/fuseaction/display.abstractDetail/abstract/6428/report/0/	0
103.	http://cfpub.epa.gov/ncer_abstracts/index.cfm/fuseaction/display.abstractDetail/abstract/7897/report/0/	0
104.	http://cfpub.epa.gov/ncer_abstracts/index.cfm/fuseaction/display.abstractDetail/abstract/5072/report/0/	0
105.	http://cfpub.epa.gov/ncer_abstracts/index.cfm/fuseaction/display.abstractDetail/abstract/675/report/0/	0
106.	http://cfpub.epa.gov/ncer_abstracts/index.cfm/fuseaction/display.abstractDetail/abstract/8952/report/0/	0
107.	http://cfpub.epa.gov/ncer_abstracts/index.cfm/fuseaction/display.abstractDetail/abstract/7386/report/0/	0
108.	http://cfpub.epa.gov/ncer_abstracts/index.cfm/fuseaction/display.abstractDetail/abstract/7484/report/0/	0
109.	http://cfpub.epa.gov/ncer_abstracts/index.cfm/fuseaction/display.abstractDetail/abstract/6311/report/F/	0
110.	http://cfpub.epa.gov/ncer_abstracts/index.cfm/fuseaction/display.abstractDetail/abstract/366/report/0/	0
111.	http://cfpub.epa.gov/ncer_abstracts/index.cfm/fuseaction/display.abstractDetail/abstract/7390/report/0/	0
112.	http://cfpub.epa.gov/ncer_abstracts/index.cfm/fuseaction/display.abstractDetail/abstract/6058/report/0/	0
113.	http://cfpub.epa.gov/ncer_abstracts/index.cfm/fuseaction/display.abstractDetail/abstract/7833/report/0/	0
114.	http://cfpub.epa.gov/ncer_abstracts/index.cfm/fuseaction/display.abstractDetail/abstract/7482/report/F/	0
115.	http://cfpub.epa.gov/ncer_abstracts/index.cfm/fuseaction/display.abstractDetail/abstract/1061/report/F/	0
116.	http://cfpub.epa.gov/ncer_abstracts/index.cfm/fuseaction/display.abstractDetail/abstract/8506/report/0/	0
117.	http://cfpub.epa.gov/ncer_abstracts/index.cfm/fuseaction/display.abstractDetail/abstract/2367/report/0/	0

	Pages	Average Time to Serve (ms)
118.	http://cfpub.epa.gov/ncer_abstracts/index.cfm/fuseaction/display.abstractDetail/abstract/6155/report/0/	0
119.	http://cfpub.epa.gov/ncer_abstracts/index.cfm/fuseaction/display.publications/abstract/987/	0
120.	http://cfpub.epa.gov/ncer_abstracts/index.cfm/fuseaction/research.display/rpt/final/rfa_id/453/	0
121.	http://cfpub.epa.gov/ncer_abstracts/index.cfm/fuseaction/display.abstractDetail/abstract/5350/report/0/	0
122.	http://cfpub.epa.gov/ncer_abstracts/index.cfm/fuseaction/display.abstractDetail/abstract/8665/report/0/	0
123.	http://cfpub.epa.gov/ncer_abstracts/index.cfm/fuseaction/display.abstractDetail/abstract/1657/report/0/	0
124.	http://cfpub.epa.gov/ncer_abstracts/index.cfm/fuseaction/display.abstractDetail/abstract/7391/report/0/	0
125.	http://cfpub.epa.gov/ncer_abstracts/index.cfm/fuseaction/display.abstractdetail/abstract/5235/report/f/	0
126.	http://cfpub.epa.gov/ncer_abstracts/index.cfm/fuseaction/research.display/rpt/abs/rfa_id/473/	0
127.	http://cfpub.epa.gov/ncer_abstracts/index.cfm/fuseaction/recipients.display/rfa_id/460/records_per_page/ALL/	0
128.	http://cfpub.epa.gov/ncer_abstracts/index.cfm/fuseaction/display.abstractDetail/abstract/1704/report/0/	0
129.	http://cfpub.epa.gov/ncer_abstracts/index.cfm/fuseaction/display.abstractDetail/abstract/y//report/lay/abs/	0
130.	http://cfpub.epa.gov/ncer_abstracts/index.cfm/fuseaction/display.abstractDetail/abstract/8648/report/0/	0
131.	http://cfpub.epa.gov/ncer_abstracts/index.cfm/fuseaction/display.abstractDetail/abstract/5343/report/0/	0
132.	http://cfpub.epa.gov/ncer_abstracts/index.cfm/fuseaction/display.abstractDetail/abstract/7482/report/0/	0
133.	http://cfpub.epa.gov/ncer_abstracts/index.cfm/fuseaction/display.abstractDetail/abstract/5410/report/0/	0
134.	http://cfpub.epa.gov/ncer_abstracts/index.cfm/fuseaction/display.abstractDetail/abstract/8721/report/0/	0

	Pages	Average Time to Serve (ms)
135.	http://cfpub.epa.gov/ncer_abstracts/index.cfm/fuseaction/display.abstractDetail/abstract/1662/report/F/	0
136.	http://cfpub.epa.gov/ncer_abstracts/index.cfm/fuseaction/display.abstractDetail/abstract/8629/report/0/	0
137.	http://cfpub.epa.gov/ncer_abstracts/index.cfm/fuseaction/display.abstractDetail/abstract/7021/report/0/	0
138.	http://cfpub.epa.gov/ncer_abstracts/index.cfm/fuseaction/display.abstractDetail/abstract/1390/report/0/	0
139.	http://cfpub.epa.gov/ncer_abstracts/index.cfm/fuseaction/outlinks.sbir/rc_id/943/showYear/current/	0
140.	http://cfpub.epa.gov/ncer_abstracts/index.cfm/fuseaction/outlinks.centers/center/101/	0
141.	http://cfpub.epa.gov/ncer_abstracts/index.cfm/fuseaction/display.abstractDetail/abstract/789/report/0/	0
142.	http://cfpub.epa.gov/ncer_abstracts/index.cfm/fuseaction/display.abstractDetail/abstract/8902/report/0/	0
143.	http://cfpub.epa.gov/ncer_abstracts/index.cfm/fuseaction/display.abstractDetail/abstract/963/report/0/	0
144.	http://cfpub.epa.gov/ncer_abstracts/index.cfm/fuseaction/display.abstractDetail/abstract/8893/report/0/	0
145.	http://cfpub.epa.gov/ncer_abstracts/index.cfm/fuseaction/display.abstractDetail/abstract/5310/report/0/	0
146.	http://cfpub.epa.gov/ncer_abstracts/index.cfm/fuseaction/display.abstractDetail/abstract/2338/report/0/	0
147.	http://cfpub.epa.gov/ncer_abstracts/index.cfm/fuseaction/display.abstractDetail/abstract/7763/report/0/	0
148.	http://cfpub.epa.gov/ncer_abstracts/index.cfm/fuseaction/research.display/rpt/abs/rfa_list/388,436/	0
149.	http://cfpub.epa.gov/ncer_abstracts/index.cfm/fuseaction/display.abstractDetail/abstract/1344/report/0/	0
150.	http://cfpub.epa.gov/ncer_abstracts/index.cfm/fuseaction/display.abstractDetail/abstract/164/report/0/	0

	Pages	Average Time to Serve (ms)
151.	http://cfpub.epa.gov/ncer_abstracts/index.cfm/fuseaction/display.abstractDetail/abstract/5273/report/0/	0
152.	http://cfpub.epa.gov/ncer_abstracts/index.cfm/fuseaction/display.abstractDetail/abstract/1199/report/0/	0
153.	http://cfpub.epa.gov/ncer_abstracts/index.cfm/fuseaction/display.abstractDetail/abstract/2390/report/0/	0
154.	http://cfpub.epa.gov/ncer_abstracts/index.cfm/fuseaction/display.abstractDetail/abstract/1140/report/0/	0
155.	http://cfpub.epa.gov/ncer_abstracts/index.cfm/fuseaction/searchFielded.sort/start_record/1/records_per_page/ALL/	0
156.	http://cfpub.epa.gov/ncer_abstracts/index.cfm/fuseaction/display.researchCategory/rc_id/228/	0
157.	http://cfpub.epa.gov/ncer_abstracts/index.cfm/fuseaction/display.abstractDetail/abstract/5340/report/0/	0
158.	http://cfpub.epa.gov/ncer_abstracts/index.cfm/fuseaction/display.abstractDetail/abstract/1057/report/0/	0
159.	http://cfpub.epa.gov/ncer_abstracts/index.cfm/fuseaction/display.abstractDetail/abstract/1741/report/0/	0
160.	http://cfpub.epa.gov/ncer_abstracts/index.cfm/fuseaction/display.abstractDetail/abstract/8965/report/0/	0
161.	http://cfpub.epa.gov/ncer_abstracts/index.cfm/fuseaction/display.abstractDetail/abstract/8966/report/0/	0
162.	http://cfpub.epa.gov/ncer_abstracts/index.cfm/fuseaction/display.abstractDetail/abstract/5869/report/F/	0
163.	http://cfpub.epa.gov/ncer_abstracts/index.cfm/fuseaction/display.abstractDetail/abstract/8816/report/0/	0
164.	http://cfpub.epa.gov/ncer_abstracts/index.cfm/fuseaction/display.abstractDetail/abstract/1704/report/F/	0
165.	http://cfpub.epa.gov/ncer_abstracts/index.cfm/fuseaction/display.abstractDetail/abstract/5313/report/0/	0
166.	http://cfpub.epa.gov/ncer_abstracts/index.cfm/fuseaction/outlinks.centers/centerGroup/8/	0

	Pages	Average Time to Serve (ms)
167.	http://cfpub.epa.gov/ncer/abstracts/index.cfm/fuseaction/recipient.display/rfa_id/470/records_per_page/ALL/	0
168.	http://cfpub.epa.gov/ncer/abstracts/index.cfm/fuseaction/display.abstractDetail/abstract/1706/report/0/	0
169.	http://cfpub.epa.gov/ncer/abstracts/index.cfm/fuseaction/display.abstractDetail/abstract/2389/report/0/	0
170.	http://cfpub.epa.gov/ncer/abstracts/index.cfm/fuseaction/display.abstractDetail/abstract/1950/report/0/	0
171.	http://cfpub.epa.gov/ncer/abstracts/index.cfm/fuseaction/display.abstractDetail/abstract/6311/report/2003/	0
172.	http://cfpub.epa.gov/ncer/abstracts/index.cfm/fuseaction/display.abstractDetail/abstract/8831/report/0/	0
173.	http://cfpub.epa.gov/ncer/abstracts/index.cfm/fuseaction/display.abstractDetail/abstract/1344/report/F/	0
174.	http://cfpub.epa.gov/ncer/abstracts/index.cfm/fuseaction/display.abstractDetail/abstract/8823/report/0/	0
175.	http://cfpub.epa.gov/ncer/abstracts/index.cfm/fuseaction/display.investigatorInfo/investigator/1157/	0
176.	http://cfpub.epa.gov/ncer/abstracts/index.cfm/fuseaction/outlinks.sbir/rc_id/1104/showYear/current/	0
177.	http://cfpub.epa.gov/ncer/abstracts/index.cfm/fuseaction/display.abstractDetail/abstract/8868/report/0/	0
178.	http://cfpub.epa.gov/ncer/abstracts/index.cfm/fuseaction/display.abstractDetail/abstract/5342/report/0/	0
179.	http://cfpub.epa.gov/ncer/abstracts/index.cfm/fuseaction/display.abstractDetail/abstract/1476/report/0/	0
180.	http://cfpub.epa.gov/ncer/abstracts/index.cfm/fuseaction/display.abstractDetail/abstract/1088/report/0/	0
181.	http://cfpub.epa.gov/ncer/abstracts/index.cfm/fuseaction/recipient.display/rfa_id/464/records_per_page/ALL/	0
182.	http://cfpub.epa.gov/ncer/abstracts/index.cfm/fuseaction/display.abstractDetail/abstract/5372/report/0/	0

	Pages	Average Time to Serve (ms)
183.	http://cfpub.epa.gov/ncer/abstracts/index.cfm/fuseaction/display.abstractDetail/abstract/1440/report/0/	0
184.	http://cfpub.epa.gov/ncer/abstracts/index.cfm/fuseaction/display.abstractDetail/abstract/6065/report/0/	0
185.	http://cfpub.epa.gov/ncer/abstracts/index.cfm/fuseaction/display.abstractDetail/abstract/8855/report/0/	0
186.	http://cfpub.epa.gov/ncer/abstracts/index.cfm/fuseaction/display.abstractDetail/abstract/624/report/0/	0
187.	http://cfpub.epa.gov/ncer/abstracts/index.cfm/fuseaction/display.abstractDetail/abstract/8644/report/0/	0
188.	http://cfpub.epa.gov/ncer/abstracts/index.cfm/fuseaction/display.abstractDetail/abstract/8892/report/0/	0
189.	http://cfpub.epa.gov/ncer/abstracts/index.cfm/fuseaction/display.abstractDetail/abstract/5523/report/0/	0
190.	http://cfpub.epa.gov/ncer/abstracts/index.cfm/fuseaction/display.abstractDetail/abstract/5101/report/0/	0
191.	http://cfpub.epa.gov/ncer/abstracts/index.cfm/fuseaction/outlinks.centers/center/158/	0
192.	http://cfpub.epa.gov/ncer/abstracts/index.cfm/fuseaction/display.abstractDetail/abstract/2321/report/0/	0
193.	http://cfpub.epa.gov/ncer/abstracts/index.cfm/fuseaction/display.abstractDetail/abstract/5281/report/0/	0
194.	http://cfpub.epa.gov/ncer/abstracts/index.cfm/fuseaction/display.abstractDetail/abstract/1063/report/F/	0
195.	http://cfpub.epa.gov/ncer/abstracts/index.cfm/fuseaction/display.abstractDetail/abstract/71/report/0/	0
196.	http://cfpub.epa.gov/ncer/abstracts/index.cfm/fuseaction/display.abstractDetail/abstract/1621/report/0/	0
197.	http://cfpub.epa.gov/ncer/abstracts/index.cfm/fuseaction/display.abstractDetail/abstract/8815/report/0/	0
198.	http://cfpub.epa.gov/ncer/abstracts/index.cfm/fuseaction/display.abstractDetail/abstract/172/report/0/	0

	Pages	Average Time to Serve (ms)
199.	http://cfpub.epa.gov/ncer/abstracts/index.cfm/fuseaction/display.abstractDetail/abstract/2104/report/0/	0
200.	http://cfpub.epa.gov/ncer/abstracts/index.cfm/fuseaction/display.abstractDetail/abstract/1185/report/0/	0
201.	http://cfpub.epa.gov/ncer/abstracts/index.cfm/fuseaction/display.abstractDetail/abstract/1066/report/F/	0
202.	http://cfpub.epa.gov/ncer/abstracts/index.cfm/fuseaction/display.abstractDetail/abstract/1609/report/0/	0
203.	http://cfpub.epa.gov/ncer/abstracts/index.cfm/fuseaction/display.abstractDetail/abstract/1089/report/0/	0
204.	http://cfpub.epa.gov/ncer/abstracts/index.cfm/fuseaction/display.abstractDetail/abstract/22/report/F/	0
205.	http://cfpub.epa.gov/ncer/abstracts/index.cfm/fuseaction/display.abstractDetail/abstract/8609/report/0/	0
206.	http://cfpub.epa.gov/ncer/abstracts/index.cfm/fuseaction/display.abstractDetail/abstract/5246/report/0/	0
207.	http://cfpub.epa.gov/ncer/abstracts/index.cfm/fuseaction/display.abstractDetail/abstract/8664/report/0/	0
208.	http://cfpub.epa.gov/ncer/abstracts/index.cfm/fuseaction/display.abstractDetail/abstract/8937/report/0/	0
209.	http://cfpub.epa.gov/ncer/abstracts/index.cfm/fuseaction/display.abstractDetail/abstract/1157/report/0/	0
210.	http://cfpub.epa.gov/ncer/abstracts/index.cfm/fuseaction/display.abstractDetail/abstract/8973/report/0/	0
211.	http://cfpub.epa.gov/ncer/abstracts/index.cfm/fuseaction/recipient.main/instlist/U/	0
212.	http://cfpub.epa.gov/ncer/abstracts/index.cfm/fuseaction/display.abstractDetail/abstract/2129/report/0/	0
213.	http://cfpub.epa.gov/ncer/abstracts/index.cfm/fuseaction/display.abstractDetail/abstract/1087/report/0/	0
214.	http://cfpub.epa.gov/ncer/abstracts/index.cfm/fuseaction/display.abstractDetail/abstract/7797/report/0/	0

	Pages	Average Time to Serve (ms)
215.	http://cfpub.epa.gov/ncer_abstracts/index.cfm/fuseaction/display.abstractDetail/abstract/1146/report/0/	0
216.	http://cfpub.epa.gov/ncer_abstracts/index.cfm/fuseaction/recipients.display/rfa_id/453/records_per_page/ALL/	0
217.	http://cfpub.epa.gov/ncer_abstracts/index.cfm/fuseaction/display.abstractDetail/abstract/1218/report/0/	0
218.	http://cfpub.epa.gov/ncer_abstracts/index.cfm/fuseaction/display.abstractDetail/abstract/8936/report/0/	0
219.	http://cfpub.epa.gov/ncer_abstracts/index.cfm/fuseaction/display.abstractDetail/abstract/8764/report/0/	0
220.	http://cfpub.epa.gov/ncer_abstracts/index.cfm/fuseaction/display.abstractDetail/abstract/985/report/0/	0
221.	http://cfpub.epa.gov/ncer_abstracts/index.cfm/fuseaction/display.abstractDetail/abstract/8037/report/2007/	0
222.	http://cfpub.epa.gov/ncer_abstracts/index.cfm/fuseaction/display.abstractDetail/abstract/7736/report/0/	0
223.	http://cfpub.epa.gov/ncer_abstracts/index.cfm/fuseaction/display.abstractDetail/abstract/8874/report/0/	0
224.	http://cfpub.epa.gov/ncer_abstracts/index.cfm/fuseaction/display.abstractDetail/abstract/7737/report/0/	0
225.	http://cfpub.epa.gov/ncer_abstracts/index.cfm/fuseaction/display.abstractDetail/abstract/5347/report/0/	0
226.	http://cfpub.epa.gov/ncer_abstracts/index.cfm/fuseaction/display.rfa/rfa_id/464/	0
227.	http://cfpub.epa.gov/ncer_abstracts/index.cfm/fuseaction/display.abstractDetail/abstract/7150/report/0/	0
228.	http://cfpub.epa.gov/ncer_abstracts/index.cfm/fuseaction/display.abstractDetail/abstract/193/report/0/	0
229.	http://cfpub.epa.gov/ncer_abstracts/index.cfm/fuseaction/display.abstractDetail/abstract/2274/report/0/	0
230.	http://cfpub.epa.gov/ncer_abstracts/index.cfm/fuseaction/display.abstractDetail/abstract/8904/report/0/	0

	Pages	Average Time to Serve (ms)
231.	http://cfpub.epa.gov/ncer/abstracts/index.cfm/fuseaction/display.abstractDetail/abstract/706/report/0/	0
232.	http://cfpub.epa.gov/ncer/abstracts/index.cfm/fuseaction/display.abstractDetail/abstract/1706/report/F/	0
233.	http://cfpub.epa.gov/ncer/abstracts/index.cfm/fuseaction/display.abstractDetail/abstract/1980/report/0/	0
234.	http://cfpub.epa.gov/ncer/abstracts/index.cfm/fuseaction/display.abstractDetail/abstract/8087/report/F/	0
235.	http://cfpub.epa.gov/ncer/abstracts/index.cfm/fuseaction/display.abstractDetail/abstract/1153/report/0/	0
236.	http://cfpub.epa.gov/ncer/abstracts/index.cfm/fuseaction/display.abstractDetail/abstract/8951/report/0/	0
237.	http://cfpub.epa.gov/ncer/abstracts/index.cfm/fuseaction/display.abstractDetail/abstract/8825/report/0/	0
238.	http://cfpub.epa.gov/ncer/abstracts/index.cfm/fuseaction/recipients.display/rfa_id/398/	0
239.	http://cfpub.epa.gov/ncer/abstracts/index.cfm/fuseaction/display.publications/abstract/1061/	0
240.	http://cfpub.epa.gov/ncer/abstracts/index.cfm/fuseaction/display.abstractDetail/abstract/5336/report/0/	0
241.	http://cfpub.epa.gov/ncer/abstracts/index.cfm/fuseaction/display.abstractDetail/abstract/5241/report/0/	0
242.	http://cfpub.epa.gov/ncer/abstracts/index.cfm/fuseaction/recipients.display/rfa_id/297/	0
243.	http://cfpub.epa.gov/ncer/abstracts/index.cfm/fuseaction/display.abstractDetail/abstract/1727/report/F/	0
244.	http://cfpub.epa.gov/ncer/abstracts/index.cfm/fuseaction/display.abstractDetail/abstract/985/report/F/	0
245.	http://cfpub.epa.gov/ncer/abstracts/index.cfm/fuseaction/display.abstractDetail/abstract/1439/report/0/	0
246.	http://cfpub.epa.gov/ncer/abstracts/index.cfm/fuseaction/display.abstractDetail/abstract/8650/report/0/	0
247.	http://cfpub.epa.gov/ncer/abstracts/index.cfm/fuseaction/display.abstractDetail/abstract/1793/report/0/	0

	Pages	Average Time to Serve (ms)
248.	http://cfpub.epa.gov/ncer_abstracts/index.cfm/fuseaction/recipient.display/rfa_id/469/records_per_page/ALL/	0
249.	http://cfpub.epa.gov/ncer_abstracts/index.cfm/fuseaction/outlinks.sbir/rc_id/1097/showYear/current/	0
250.	http://cfpub.epa.gov/ncer_abstracts/index.cfm/fuseaction/display.abstractDetail/abstract/7002/report/0/	0
251.	http://cfpub.epa.gov/ncer_abstracts/index.cfm/fuseaction/display.researchCategory/rc_id/844/	0
252.	http://cfpub.epa.gov/ncer_abstracts/index.cfm/fuseaction/display.abstractDetail/abstract/1162/report/0/	0
253.	http://cfpub.epa.gov/ncer_abstracts/index.cfm/fuseaction/outlinks.centers/center/138/	0
254.	http://cfpub.epa.gov/ncer_abstracts/index.cfm/fuseaction/display.abstractDetail/abstract/1071/report/0/	0
255.	http://cfpub.epa.gov/ncer_abstracts/index.cfm/fuseaction/display.abstractDetail/abstract/451/report/0/	0
256.	http://cfpub.epa.gov/ncer_abstracts/index.cfm/fuseaction/display.abstractDetail/abstract/1736/report/0/	0
257.	http://cfpub.epa.gov/ncer_abstracts/index.cfm/fuseaction/display.abstractDetail/abstract/5381/report/0/	0
258.	http://cfpub.epa.gov/ncer_abstracts/index.cfm/fuseaction/display.abstractDetail/abstract/1160/report/0/	0
259.	http://cfpub.epa.gov/ncer_abstracts/index.cfm/fuseaction/display.abstractDetail/abstract/8962/report/0/	0
260.	http://cfpub.epa.gov/ncer_abstracts/index.cfm/fuseaction/display.abstractDetail/abstract/1098/report/0/	0
261.	http://cfpub.epa.gov/ncer_abstracts/index.cfm/fuseaction/display.abstractDetail/abstract/73/report/0/	0
262.	http://cfpub.epa.gov/ncer_abstracts/index.cfm/fuseaction/display.abstractDetail/abstract/5853/report/0/	0
263.	http://cfpub.epa.gov/ncer_abstracts/index.cfm/fuseaction/display.abstractDetail/abstract/8651/report/0/	0

	Pages	Average Time to Serve (ms)
264.	http://cfpub.epa.gov/ncer_abstracts/index.cfm/fuseaction/display.abstractDetail/abstract/6183/report/F/	0
265.	http://cfpub.epa.gov/ncer_abstracts/index.cfm/fuseaction/display.abstractDetail/abstract/822/report/2000/	0
266.	http://cfpub.epa.gov/ncer_abstracts/index.cfm/fuseaction/display.abstractDetail/abstract/8629/report/F/	0
267.	http://cfpub.epa.gov/ncer_abstracts/index.cfm/fuseaction/display.abstractDetail/abstract/8817/report/0/	0
268.	http://cfpub.epa.gov/ncer_abstracts/index.cfm/fuseaction/display.abstractDetail/abstract/8903/report/0/	0
269.	http://cfpub.epa.gov/ncer_abstracts/index.cfm/fuseaction/recipients.display/rfa_id/368/	0
270.	http://cfpub.epa.gov/ncer_abstracts/index.cfm/fuseaction/display.abstractDetail/abstract/1077/report/0/	0
271.	http://cfpub.epa.gov/ncer_abstracts/index.cfm/fuseaction/display.abstractDetail/abstract/198/report/0/	0
272.	http://cfpub.epa.gov/ncer_abstracts/index.cfm/fuseaction/display.abstractDetail/abstract/8765/report/0/	0
273.	http://cfpub.epa.gov/ncer_abstracts/index.cfm/fuseaction/display.abstractDetail/abstract/8948/report/0/	0
274.	http://cfpub.epa.gov/ncer_abstracts/index.cfm/fuseaction/display.abstractDetail/abstract/8734/report/F/	0
275.	http://cfpub.epa.gov/ncer_abstracts/index.cfm/fuseaction/display.abstractDetail/abstract/8626/report/0/	0
276.	http://cfpub.epa.gov/ncer_abstracts/index.cfm/fuseaction/display.abstractDetail/abstract/8957/report/0/	0
277.	http://cfpub.epa.gov/ncer_abstracts/index.cfm/fuseaction/display.abstractDetail/abstract/6038/report/0/	0
278.	http://cfpub.epa.gov/ncer_abstracts/index.cfm/fuseaction/outlinks.centers/center/108/	0
279.	http://cfpub.epa.gov/ncer_abstracts/index.cfm/fuseaction/display.abstractDetail/abstract/6066/report/0/	0
280.	http://cfpub.epa.gov/ncer_abstracts/index.cfm/fuseaction/display.abstractDetail/abstract/6041/report/0/	0

	Pages	Average Time to Serve (ms)
281.	http://cfpub.epa.gov/ncer_abstracts/index.cfm/fuseaction/display.abstractDetail/abstract/1201/report/0/	0
282.	http://cfpub.epa.gov/ncer_abstracts/index.cfm/fuseaction/display.abstractDetail/abstract/198/report/F/	0
283.	http://cfpub.epa.gov/ncer_abstracts/index.cfm/fuseaction/display.abstractDetail/abstract/8958/report/0/	0
284.	http://cfpub.epa.gov/ncer_abstracts/index.cfm/fuseaction/display.abstractDetail/abstract/8850/report/0/	0
285.	http://cfpub.epa.gov/ncer_abstracts/index.cfm/fuseaction/searchControlled.sort/start_record/51/records_per_page/25/	0
286.	http://cfpub.epa.gov/ncer_abstracts/index.cfm/fuseaction/display.abstractDetail/abstract/5089/report/F/	0
287.	http://cfpub.epa.gov/ncer_abstracts/index.cfm/fuseaction/display.abstractDetail/abstract/5476/report/0/	0
288.	http://cfpub.epa.gov/ncer_abstracts/index.cfm/fuseaction/display.abstractDetail/abstract/8953/report/0/	0
289.	http://cfpub.epa.gov/ncer_abstracts/index.cfm/fuseaction/display.abstractDetail/abstract/1110/report/0/	0
290.	http://cfpub.epa.gov/ncer_abstracts/index.cfm/fuseaction/outlinks.centers/center/150/	0
291.	http://cfpub.epa.gov/ncer_abstracts/index.cfm/fuseaction/display.abstractDetail/abstract/8929/report/0/	0
292.	http://cfpub.epa.gov/ncer_abstracts/index.cfm/fuseaction/display.abstractDetail/abstract/967/report/0/	0
293.	http://cfpub.epa.gov/ncer_abstracts/index.cfm/fuseaction/display.abstractDetail/abstract/7150/report/F/	0
294.	http://cfpub.epa.gov/ncer_abstracts/index.cfm/fuseaction/outlinks.sbir/rc_id/1096/showYear/current/	0
295.	http://cfpub.epa.gov/ncer_abstracts/index.cfm/fuseaction/outlinks.sbir/rc_id/973/showYear/current/	0
296.	http://cfpub.epa.gov/ncer_abstracts/index.cfm/fuseaction/display.abstractDetail/abstract/8865/report/0/	0

	Pages	Average Time to Serve (ms)
297.	http://cfpub.epa.gov/ncer_abstracts/index.cfm/fuseaction/display.abstractDetail/abstract/2179/report/2002/	0
298.	http://cfpub.epa.gov/ncer_abstracts/index.cfm/fuseaction/display.abstractDetail/abstract/1070/report/0/	0
299.	http://cfpub.epa.gov/ncer_abstracts/index.cfm/fuseaction/recipients.display/rfa_id/416/	0
300.	http://cfpub.epa.gov/ncer_abstracts/index.cfm/fuseaction/display.abstractDetail/abstract/1321/report/0/	0
301.	http://cfpub.epa.gov/ncer_abstracts/index.cfm/fuseaction/outlinks.sbir/rc_id/953/showYear/current/	0
302.	http://cfpub.epa.gov/ncer_abstracts/index.cfm/fuseaction/display.abstractDetail/abstract/860/report/0/	0
303.	http://cfpub.epa.gov/ncer_abstracts/index.cfm/fuseaction/recipients.display/rfa_id/456/	0
304.	http://cfpub.epa.gov/ncer_abstracts/index.cfm/fuseaction/display.abstractDetail/abstract/8426/report/0/	0
305.	http://cfpub.epa.gov/ncer_abstracts/index.cfm/fuseaction/display.journals/abstract/1061/	0
306.	http://cfpub.epa.gov/ncer_abstracts/index.cfm/fuseaction/outlinks.sbir/rc_id/943/showYear/all/	0
307.	http://cfpub.epa.gov/ncer_abstracts/index.cfm/fuseaction/display.abstractDetail/abstract/8930/report/0/	0
308.	http://cfpub.epa.gov/ncer_abstracts/index.cfm/fuseaction/display.abstractDetail/abstract/8954/report/0/	0
309.	http://cfpub.epa.gov/ncer_abstracts/index.cfm/fuseaction/display.abstractDetail/abstract/1557/report/0/	0
310.	http://cfpub.epa.gov/ncer_abstracts/index.cfm/fuseaction/display.abstractDetail/abstract/45/report/0/	0
311.	http://cfpub.epa.gov/ncer_abstracts/index.cfm/fuseaction/display.abstractDetail/abstract/6403/report/0/	0
312.	http://cfpub.epa.gov/ncer_abstracts/index.cfm/fuseaction/display.abstractDetail/abstract/1197/report/0/	0
313.	http://cfpub.epa.gov/ncer_abstracts/index.cfm/fuseaction/display.abstractDetail/abstract/1069/report/0/	0

	Pages	Average Time to Serve (ms)
314.	http://cfpub.epa.gov/ncer_abstracts/index.cfm/fuseaction/outlinks.sbir/rc_id/1103/showYear/current/	0
315.	http://cfpub.epa.gov/ncer_abstracts/index.cfm/fuseaction/display.abstractDetail/abstract/6956/report/F/	0
316.	http://cfpub.epa.gov/ncer_abstracts/index.cfm/fuseaction/display.abstractDetail/abstract/5389/report/0/	0
317.	http://cfpub.epa.gov/ncer_abstracts/index.cfm/fuseaction/display.abstractDetail/abstract/1304/report/0/	0
318.	http://cfpub.epa.gov/ncer_abstracts/index.cfm/fuseaction/display.abstractDetail/abstract/5426/report/0/	0
319.	http://cfpub.epa.gov/ncer_abstracts/index.cfm/fuseaction/display.abstractDetail/abstract/8732/report/0/	0
320.	http://cfpub.epa.gov/ncer_abstracts/index.cfm/fuseaction/display.abstractDetail/abstract/1152/report/0/	0
321.	http://cfpub.epa.gov/ncer_abstracts/index.cfm/fuseaction/display.abstractDetail/abstract/5346/report/0/	0
322.	http://cfpub.epa.gov/ncer_abstracts/index.cfm/fuseaction/display.abstractDetail/abstract/1019/report/0/	0
323.	http://cfpub.epa.gov/ncer_abstracts/index.cfm/fuseaction/display.abstractDetail/abstract/1017/report/0/	0
324.	http://cfpub.epa.gov/ncer_abstracts/index.cfm/fuseaction/display.abstractDetail/abstract/127/report/0/	0
325.	http://cfpub.epa.gov/ncer_abstracts/index.cfm/fuseaction/recipients.display/rfa_id/468/records_per_page/ALL/	0
326.	http://cfpub.epa.gov/ncer_abstracts/index.cfm/fuseaction/display.abstractDetail/abstract/1622/report/0/	0
327.	http://cfpub.epa.gov/ncer_abstracts/index.cfm/fuseaction/display.abstractDetail/abstract/2177/report/0/	0
328.	http://cfpub.epa.gov/ncer_abstracts/index.cfm/fuseaction/research.display/rpt/abs/rfa_id/453/	0
329.	http://cfpub.epa.gov/ncer_abstracts/index.cfm/fuseaction/display.abstractDetail/abstract/416/report/0/	0

	Pages	Average Time to Serve (ms)
■ 330.	http://cfpub.epa.gov/ncer_abstracts/index.cfm/fuseaction/display.abstractDetail/abstract/1668/report/0/	0
■ 331.	http://cfpub.epa.gov/ncer_abstracts/index.cfm/fuseaction/display.abstractDetail/abstract/8885/report/0/	0
■ 332.	http://cfpub.epa.gov/ncer_abstracts/index.cfm/fuseaction/display.abstractDetail/abstract/1630/report/0/	0
■ 333.	http://cfpub.epa.gov/ncer_abstracts/index.cfm/fuseaction/display.journals/abstract/987/	0
■ 334.	http://cfpub.epa.gov/ncer_abstracts/index.cfm/fuseaction/display.abstractDetail/abstract/5384/report/0/	0
■ 335.	http://cfpub.epa.gov/ncer_abstracts/index.cfm/fuseaction/display.abstractDetail/abstract/1852/report/0/	0
■ 336.	http://cfpub.epa.gov/ncer_abstracts/index.cfm/fuseaction/display.abstractDetail/abstract/375/report/0/	0
■ 337.	http://cfpub.epa.gov/ncer_abstracts/index.cfm/fuseaction/display.abstractDetail/abstract/8807/report/0/	0
■ 338.	http://cfpub.epa.gov/ncer_abstracts/index.cfm/fuseaction/recipients.display/rfa_id/434/	0
■ 339.	http://cfpub.epa.gov/ncer_abstracts/index.cfm/fuseaction/outlinks.centers/centerGroup/5/	0
■ 340.	http://cfpub.epa.gov/ncer_abstracts/index.cfm/fuseaction/display.abstractDetail/abstract/1963/report/0/	0
■ 341.	http://cfpub.epa.gov/ncer_abstracts/index.cfm/fuseaction/display.abstractDetail/abstract/1645/report/0/	0
■ 342.	http://cfpub.epa.gov/ncer_abstracts/index.cfm/fuseaction/display.abstractDetail/abstract/8021/report/0/	0
■ 343.	http://cfpub.epa.gov/ncer_abstracts/index.cfm/fuseaction/display.abstractDetail/abstract/2399/report/0/	0
■ 344.	http://cfpub.epa.gov/ncer_abstracts/index.cfm/fuseaction/display.publications/abstract/1063/	0
■ 345.	http://cfpub.epa.gov/ncer_abstracts/index.cfm/fuseaction/display.abstractDetail/abstract/8832/report/0/	0
■ 346.	http://cfpub.epa.gov/ncer_abstracts/index.cfm/fuseaction/display.abstractDetail/abstract/6037/report/0/	0

	Pages	Average Time to Serve (ms)
■ 347.	http://cfpub.epa.gov/ncer_abstracts/index.cfm/fuseaction/display.abstractDetail/abstract/1498/report/0/	0
■ 348.	http://cfpub.epa.gov/ncer_abstracts/index.cfm/fuseaction/recipients.main/displayOption/alphabetical/alphalist/E/	0
■ 349.	http://cfpub.epa.gov/ncer_abstracts/index.cfm/fuseaction/display.abstractDetail/abstract/6064/report/0/	0
■ 350.	http://cfpub.epa.gov/ncer_abstracts/index.cfm/fuseaction/outlinks.centers/center/116/	0
■ 351.	http://cfpub.epa.gov/ncer_abstracts/index.cfm/fuseaction/display.abstractDetail/abstract/8866/report/0/	0
■ 352.	http://cfpub.epa.gov/ncer_abstracts/index.cfm/fuseaction/display.abstractDetail/abstract/8844/report/0/	0
■ 353.	http://cfpub.epa.gov/ncer_abstracts/index.cfm/fuseaction/display.abstractDetail/abstract/992/report/0/	0
■ 354.	http://cfpub.epa.gov/ncer_abstracts/index.cfm/fuseaction/display.abstractDetail/abstract/644/report/0/	0
■ 355.	http://cfpub.epa.gov/ncer_abstracts/index.cfm/fuseaction/recipients.display/rfa_id/457/records_per_page/ALL/	0
■ 356.	http://cfpub.epa.gov/ncer_abstracts/index.cfm/fuseaction/display.abstractDetail/abstract/6954/report/F/	0
■ 357.	http://cfpub.epa.gov/ncer_abstracts/index.cfm/fuseaction/display.abstractDetail/abstract/905/report/0/	0
■ 358.	http://cfpub.epa.gov/ncer_abstracts/index.cfm/fuseaction/display.abstractDetail/abstract/1410/report/0/	0
■ 359.	http://cfpub.epa.gov/ncer_abstracts/index.cfm/fuseaction/display.abstractDetail/abstract/8766/report/0/	0
■ 360.	http://cfpub.epa.gov/ncer_abstracts/index.cfm/fuseaction/display.abstractDetail/abstract/1773/report/0/	0
■ 361.	http://cfpub.epa.gov/ncer_abstracts/index.cfm/fuseaction/display.abstractDetail/abstract/17/report/0/	0
■ 362.	http://cfpub.epa.gov/ncer_abstracts/index.cfm/fuseaction/outlinks.centers/center/147/	0
■ 363.	http://cfpub.epa.gov/ncer_abstracts/index.cfm/fuseaction/display.abstractDetail/abstract/5382/report/0/	0

	Pages	Average Time to Serve (ms)
364.	http://cfpub.epa.gov/ncer/abstracts/index.cfm/fuseaction/recipient.display/rfa_id/472/records_per_page/ALL/	0
365.	http://cfpub.epa.gov/ncer/abstracts/index.cfm/fuseaction/display.abstractDetail/abstract/1438/report/0/	0
366.	http://cfpub.epa.gov/ncer/abstracts/index.cfm/fuseaction/display.abstractDetail/abstract/8716/report/0/	0
367.	http://cfpub.epa.gov/ncer/abstracts/index.cfm/fuseaction/recipient.list/year/2000/abs_type/all/	0
368.	http://cfpub.epa.gov/ncer/abstracts/index.cfm/fuseaction/display.abstractDetail/abstract/1610/report/0/	0
369.	http://cfpub.epa.gov/ncer/abstracts/index.cfm/fuseaction/display.abstractDetail/abstract/5253/report/0/	0
370.	http://cfpub.epa.gov/ncer/abstracts/index.cfm/fuseaction/display.abstractDetail/abstract/1165/report/0/	0
371.	http://cfpub.epa.gov/ncer/abstracts/index.cfm/fuseaction/display.abstractDetail/abstract/8853/report/0/	0
372.	http://cfpub.epa.gov/ncer/abstracts/index.cfm/fuseaction/display.abstractDetail/abstract/6059/report/0/	0
373.	http://cfpub.epa.gov/ncer/abstracts/index.cfm/fuseaction/display.abstractDetail/abstract/5393/report/0/	0
374.	http://cfpub.epa.gov/ncer/abstracts/index.cfm/fuseaction/recipient.list/year/2003/abs_type/all/	0
375.	http://cfpub.epa.gov/ncer/abstracts/index.cfm/fuseaction/display.abstractDetail/abstract/362/report/0/	0
376.	http://cfpub.epa.gov/ncer/abstracts/index.cfm/fuseaction/display.abstractDetail/abstract/6056/report/0/	0
377.	http://cfpub.epa.gov/ncer/abstracts/index.cfm/fuseaction/display.abstractDetail/abstract/1565/report/0/	0
378.	http://cfpub.epa.gov/ncer/abstracts/index.cfm/fuseaction/display.abstractDetail/abstract/780/report/0/	0
379.	http://cfpub.epa.gov/ncer/abstracts/index.cfm/fuseaction/display.abstractDetail/abstract/8875/report/0/	0

	Pages	Average Time to Serve (ms)
380.	http://cfpub.epa.gov/ncer/abstracts/index.cfm/fuseaction/research.sort/rpt/abs/start_record/1/records_per_page/50/	0
381.	http://cfpub.epa.gov/ncer/abstracts/index.cfm/fuseaction/display.abstractDetail/abstract/8968/report/0/	0
382.	http://cfpub.epa.gov/ncer/abstracts/index.cfm/fuseaction/display.abstractDetail/abstract/706/report/F/	0
383.	http://cfpub.epa.gov/ncer/abstracts/index.cfm/fuseaction/display.abstractDetail/abstract/2309/report/0/	0
384.	http://cfpub.epa.gov/ncer/abstracts/index.cfm/fuseaction/display.abstractDetail/abstract/1061/report/2005/	0
385.	http://cfpub.epa.gov/ncer/abstracts/index.cfm/fuseaction/display.abstractDetail/abstract/8609/report/F/	0
386.	http://cfpub.epa.gov/ncer/abstracts/index.cfm/fuseaction/display.abstractDetail/abstract/1390/report/F/	0
387.	http://cfpub.epa.gov/ncer/abstracts/index.cfm/fuseaction/display.abstractDetail/abstract/8037/report/0/	0
388.	http://cfpub.epa.gov/ncer/abstracts/index.cfm/fuseaction/display.abstractDetail/abstract/1189/report/0/	0
389.	http://cfpub.epa.gov/ncer/abstracts/index.cfm/fuseaction/recipients.display/rfa_id/461/records_per_page/ALL/	0
390.	http://cfpub.epa.gov/ncer/abstracts/index.cfm/fuseaction/display.abstractDetail/abstract/2306/report/0/	0
391.	http://cfpub.epa.gov/ncer/abstracts/index.cfm/fuseaction/display.abstractDetail/abstract/8870/report/0/	0
392.	http://cfpub.epa.gov/ncer/abstracts/index.cfm/fuseaction/display.abstractDetail/abstract/8824/report/0/	0
393.	http://cfpub.epa.gov/ncer/abstracts/index.cfm/fuseaction/display.abstractDetail/abstract/1261/report/0/	0
394.	http://cfpub.epa.gov/ncer/abstracts/index.cfm/fuseaction/display.abstractDetail/abstract/112/report/1998/	0
395.	http://cfpub.epa.gov/ncer/abstracts/index.cfm/fuseaction/display.abstractDetail/abstract/2040/report/0/	0

	Pages	Average Time to Serve (ms)
396.	http://cfpub.epa.gov/ncer_abstracts/index.cfm/fuseaction/display.abstractDetail/abstract/1470/report/0/	0
397.	http://cfpub.epa.gov/ncer_abstracts/index.cfm/fuseaction/display.abstractDetail/abstract/1005/report/0/	0
398.	http://cfpub.epa.gov/ncer_abstracts/index.cfm/fuseaction/display.abstractDetail/abstract/1214/report/0/	0
399.	http://cfpub.epa.gov/ncer_abstracts/index.cfm/fuseaction/display.abstractDetail/abstract/8111/report/0/	0
400.	http://cfpub.epa.gov/ncer_abstracts/index.cfm/fuseaction/display.abstractDetail/abstract/1299/report/0/	0
	Subtotal for rows: 1 - 400	-
	Other	-
	Total	-

items 1-400 of 2000

Pages - Help Card



Column Definitions

Pages

Any displayed page. You can specify for each profile the types of files that qualify as a page. These settings can be changed by the WebTrends administrator.

Visits

Number of visits to this page. A visit is a series of actions that begins when a visitor views the first page from the server, and ends when the visitor leaves the site or remains idle beyond the idle-time limit. The default idle-time limit is thirty minutes. This time limit can be changed by the system administrator.

Views

Number of times this page was viewed by visitors.

Average Time Viewed

Average length of time the specified page was viewed. (The format is hh:mm:ss - hours:minutes:seconds.)

Average Time to Serve

Average amount of time (in milliseconds) it took to serve each document during the specified time interval. The time to serve spans from the time the server got a page request until it transmitted all the data.

Note: Zero values in this column probably indicates that your web server is not logging Time to Serve information.



Report Descriptions

Pages with good content and design are more likely to attract visitors and be revisited. Less popular pages on a site can be made more appealing by improving the content or incorporating design elements similar to that on the more important pages. Always remember that people are far more interested in content than in design, and average view times can help determine which content is most important to your visitors.

Content Groups

This report identifies the most popular groups of web site pages and how often they were visited.

Content Groups by Visits Trend

No data is available for this graph.

Content Groups by Visits

No data is available for this graph.

Content Groups

No data is available for this table.

Content Groups - Help Card



Column Definitions

Content Group

A defined group of web pages with specific things in common, such as the same types of products, services, or information.

Visits

Number of visits where the visitor viewed at least one page in the specified content group. A visit is a series of actions that begins when a visitor views their first page from the server, and ends when the visitor leaves the site or remains idle beyond the idle-time limit. The default idle-time limit is thirty minutes. This time limit can be changed by the system administrator.

Hits

Each file requested by a visitor registers as a hit. There can be several hits on each page. While the volume of hits reflects the amount of server traffic, it is not an accurate reflection of the number of pages viewed.



Report Descriptions

The information on this page can show you which content groups were most popular. This will reveal the reasons people visit your web site, and what is most interesting and least interesting to them.