

# 1992 Census of Retail Trade


---

RC92-A-2

GEOGRAPHIC AREA SERIES

## Alaska

---



# 1992 Census of Retail Trade

---

RC92-A-2

GEOGRAPHIC AREA SERIES

## Alaska

---

+



+



**U.S. Department of Commerce**  
**Ronald H. Brown**, Secretary  
**David J. Barram**, Deputy Secretary

**Economics and Statistics Administration**  
**Everett M. Ehrlich**, Under Secretary  
for Economic Affairs

**BUREAU OF THE CENSUS**  
**Harry A. Scarr**, Acting Director

---

## Acknowledgments

Many persons participated in the various activities of the 1992 Census of Retail Trade. The overall planning and review of the census operations were performed by the Economic Census Staff of the Economic Planning and Coordination Division.

This report was prepared in the Services Division. **Bobby E. Russell**, Assistant Chief for Census Programs, was responsible for the overall planning, management, and coordination of the census of retail trade. Planning and implementation were under the direction of **Anne S. Russell**, Chief, Retail Census Branch, with primary staff assistance by **Fay Dorsett**, **Charles F. Brady**, **Pamela J. Palmer**, **Thomas G. Dassel**, **Jennifer E. Lins**, **Cheryl E. Merkle**, **Barbara T. Parlett**, **Maria P. Ray**, **Barbara A. Collier**, **Venita L. Holland**, **Judith O. Belt**, and **Mark A. Finley**.

Systems and procedures for mailout, receipt, correspondence, data input, industry classification, other clerical processing, administrative record processing, quality control, and the associated electronic computer programs, were developed in the Economic Planning and Coordination Division.

Mailout preparation and receipt operations, clerical and analytical review activities, data keying, and geocoding review were performed by the staff of the Data Preparation Division, **Judith N. Petty**, Acting Chief.

Geographic coding procedures and associated computer programs were developed by the staff of the Geography Division.

The computer processing systems were developed and coordinated in the Economic Statistical Methods and Programming Division, **Charles P. Pautler, Jr.**, Chief. **H. Ray Dennis**, Assistant Chief for Business Programs, was responsible for the design and implementation of the computer systems. The computer programs were prepared under the supervision of **Steven G. McCraith**, Chief, Utilities and Financial Census Branch, and **William C. Wester**, Chief, Business Census Branch, assisted by **Barbara L. Lambert**, **Diane A. Conley**, **Mark T. Lachendro**, **Leatrice D. Hines**, and **David H. Hiller**. Additional programming assistance was provided by **Robert S. Jewett**.

Computer processing was performed in the Computer Services Division, **Marvin D. Raines**, Chief.

The staff of the Administrative and Publications Services Division, **Walter C. Odom**, Chief, performed planning, design, composition, editorial review, and printing planning and procurement for publications and report forms. **Bernadette J. Gayle** provided publication coordination and editing.

Special acknowledgment is also due the many businesses whose cooperation has contributed to the publication of these data.

**If you have any questions concerning the statistics in this report, call 301-763-7038.**



**Economics and Statistics  
Administration**

**Everett M. Ehrlich**, Under Secretary  
for Economic Affairs



**BUREAU OF THE CENSUS**

**Harry A. Scarr**, Acting Director

**Paula J. Schneider**, Principal Associate  
Director for Programs

**Charles A. Waite**, Associate Director  
for Economic Programs

**Thomas L. Mesenbourg**, Assistant Director  
for Economic Programs

**ECONOMIC PLANNING AND COORDINATION  
DIVISION**

**Carole A. Ambler**, Chief

**SERVICES DIVISION**

**Carole A. Ambler**, Acting Chief

# Introduction to the Economic Census

## PURPOSES AND USES OF THE ECONOMIC CENSUS

The economic census is the major source of facts about the structure and functioning of the Nation's economy. It provides essential information for government, business, industry, and the general public.

The economic census furnishes an important part of the framework for such composite measures as the gross domestic product, input/output measures, production and price indexes, and other statistical series that measure short-term changes in economic conditions.

Policymaking agencies of the Federal Government use the data, especially in monitoring economic activity and providing assistance to business.

State and local governments use the data to assess business activities and tax bases within their jurisdictions and to develop programs to attract business.

Trade associations study trends in their own and competing industries and keep their members informed of market changes.

Individual businesses use the data to locate potential markets and to analyze their own production and sales performance relative to industry or area averages.

## AUTHORITY AND SCOPE

Title 13 of the United States Code (sections 131, 191, and 224) directs the Census Bureau to take the economic census every 5 years, covering years ending in 2 and 7. The 1992 Economic Census consists of the following eight censuses:

- Census of Retail Trade
- Census of Wholesale Trade
- Census of Service Industries
- Census of Financial, Insurance, and Real Estate Industries
- Census of Transportation, Communications, and Utilities
- Census of Manufactures
- Census of Mineral Industries
- Census of Construction Industries

Special programs also cover enterprise statistics and minority-owned and women-owned businesses. (The 1992 Census of Agriculture and 1992 Census of Governments are conducted separately.) The next economic census is scheduled to be taken in 1998 covering the year 1997.

## AVAILABILITY OF THE DATA

The results of the economic census are available in printed reports for sale by the U.S. Government Printing Office and on compact discs for sale by the Census Bureau. Order forms for all types of products are available on request from Customer Services, Bureau of the Census, Washington, DC 20233-8300. A more complete description of publications being issued from this census is on the inside back cover of this document.

Census facts are also widely disseminated by trade associations, business journals, and newspapers. Volumes containing census statistics are available in most major public and college libraries. Finally, State data centers in every State as well as business and industry data centers in many States also supply economic census statistics.

## WHAT'S NEW IN 1992

The 1992 Economic Census covers more of the economy than any previous census. New for 1992 are data on communications, utilities, finance, insurance, and real estate, as well as coverage of more transportation industries. The economic, agriculture, and governments censuses now collectively cover nearly 98 percent of all economic activity.

Among other changes, new 1992 definitions affect the boundaries of about a third of all metropolitan areas. Also, the Survey of Women-Owned Businesses has now been expanded to include all corporations.

## HISTORICAL INFORMATION

The economic census has been taken as an integrated program at 5-year intervals since 1967 and before that for 1963, 1958, and 1954. Prior to that time, the individual subcomponents of the economic census were taken separately at varying intervals.

The economic census traces its beginnings to the 1810 Decennial Census, when questions on manufacturing were included with those for population. Coverage of economic activities was expanded for 1840 and subsequent censuses to include mining and some commercial activities. In 1902, Congress established a permanent Census Bureau and directed that a census of manufactures be taken every 5 years. The 1905 Manufactures Census was the first time a census was taken apart from the regular every-10-year population census.

The first census of business was taken in 1930, covering 1929. Initially it covered retail and wholesale trade and construction industries, but it was broadened in 1933 to include some of the service trades.

The 1954 Economic Census was the first census to be fully integrated—providing comparable census data across economic sectors, using consistent time periods, concepts, definitions, classifications, and reporting units. It was the first census to be taken by mail, using lists of firms provided by the administrative records of other Federal agencies. Since 1963, administrative records also have been used to provide basic statistics for very small firms, reducing or eliminating the need to send them census questionnaires. The Enterprise Statistics Program, which publishes combined data from the economic census, was made possible with the implementation of the integrated census program in 1954.

The range of industries covered in the economic censuses has continued to expand. The census of construction industries began on a regular basis in 1967, and the scope of service industries was broadened in 1967, 1977, and 1987. The census of transportation began in 1963 as a set of surveys covering travel, transportation of commodities, and trucks, but expanded in 1987 to cover business establishments in several transportation industries. For 1992, these statistics are incorporated into a broadened census of transportation, communications, and utilities. Also new for 1992 is the census of financial, insurance, and real estate industries. This is part of a gradual expansion in coverage of industries previously subjected to government regulation.

The Survey of Minority-Owned Business Enterprises was first conducted as a special project in 1969 and was incorporated into the economic census in 1972 along with the Survey of Women-Owned Businesses.

An economic census has also been taken in Puerto Rico since 1909, in the Virgin Islands of the United States and Guam since 1958, and in the Commonwealth of the Northern Mariana Islands since 1982.

Statistical reports from the 1987 and earlier censuses provide historical figures for the study of long-term time series and are available in some large libraries. All of the census data published since 1967 are still available for sale on microfiche from the Census Bureau.

## AVAILABILITY OF MORE FREQUENT ECONOMIC DATA

While the census provides complete enumerations every 5 years, there are many needs for more frequent data as well. The Census Bureau conducts a number of monthly, quarterly, and annual surveys, with the results appearing in publication series such as Current Business Reports (retail and wholesale trade and service industries), the Annual Survey of Manufactures, Current Industrial Reports, and the Quarterly Financial Report. Most of these surveys, while providing more frequent observations, yield less kind-of-business and geographic detail than the census. The County Business Patterns program offers annual statistics on the number of establishments, employment, and payroll classified by industry within each county.

## SOURCES FOR MORE INFORMATION

More information about the scope, coverage, classification system, data items, and publications for each of the economic censuses and related surveys is published in the *Guide to the 1992 Economic Census and Related Statistics*. More information on the methodology, procedures, and history of the census will be published in the *History of the 1992 Economic Census*. Contact Customer Services for information on availability.

# Census of Retail Trade

## GENERAL

The 1992 Census of Retail Trade, part of the 1992 Economic Census, covered retail trade as defined in the *Standard Industrial Classification Manual: 1987*<sup>1</sup> (SIC). It included all establishments primarily engaged in selling merchandise for personal or household consumption and rendering services incidental to the sale of the goods. The census excluded governmental organizations classified in the covered industries except for liquor stores operated by State and local governments. Data for direct sellers (SIC 5963) with no paid employees and post exchanges, ship stores, and similar establishments operated on military posts by agencies of the Federal Government were not included. The basic tabulations in this report do not include data for establishments which are auxiliary (primary function is providing a service, such as warehouses) to retail establishments within the same organization. Data for auxiliaries are presented in a subsequent report issued as part of the 1992 Enterprise Statistics reports.

For the 1992 Census of Retail Trade, large- and medium-size firms, plus all firms known to operate more than one establishment, were sent questionnaires to be completed and returned to the Census Bureau by mail. For most very small firms, including those with no paid employees, data from existing administrative records of other Federal agencies were used instead. These records provided basic information on location, kind of business, sales, payroll, number of employees, and legal form of organization. In addition, more detailed information for selected kinds of business was obtained on the various questionnaires.

Appendix A gives a more detailed explanation of census coverage and methodology.

## CENSUS DISCLOSURE RULES

In accordance with Federal law governing census reports, no data are published that would disclose the operations of an individual establishment or business. However, the number of establishments in a kind-of-business classification is not considered a disclosure; therefore, this information may be released even though other information is withheld.

<sup>1</sup>*Standard Industrial Classification Manual: 1987*. For sale by Superintendent of Documents, U.S. Government Printing Office, Washington, DC 20402. Stock No. 041-001-00314-2.

## GEOGRAPHIC AREAS COVERED

This report series presents data for the following areas:

1. The United States as a whole.
2. Each State and the District of Columbia.
3. Each consolidated metropolitan statistical area (CMSA) and primary metropolitan statistical area (PMSA) defined by the Office of Management and Budget (OMB) as of June 30, 1993. A CMSA is an area used to facilitate the presentation and analysis of data for large concentrations of metropolitan populations. It includes two or more contiguous PMSA's which have a population of at least 1,000,000<sup>2</sup> and which meet specific criteria of urban character and of social and economic integration.
4. Each metropolitan statistical area (MSA) defined by the OMB as of June 30, 1993. An MSA is an integrated economic and social unit with a population nucleus of at least 50,000 inhabitants.<sup>2</sup> Each MSA consists of one or more counties meeting standards of metropolitan character; in New England, cities and towns rather than counties are the component geographic units.
5. The area within the State outside metropolitan areas (MA's).
6. Each county or county equivalent.<sup>3</sup> Counties are the primary divisions of States, except in Louisiana where they are called parishes and in Alaska where they are called boroughs and census areas. Maryland, Missouri, Nevada, and Virginia have one place or more that is independent of any county organization and constitutes primary divisions of their States. These places are treated as counties and as places.
7. Each consolidated city.<sup>3</sup> Consolidated cities are consolidated governments which consist of separately incorporated municipalities.
8. Each municipality of 2,500 inhabitants or more incorporated as a city, borough, village, or town.<sup>2 3</sup> For the economic census, boroughs and census areas in Alaska and boroughs in New York are not included in this category.

<sup>2</sup>According to the 1990 Census of Population or subsequent special census.

<sup>3</sup>Those defined as of January 1, 1992.

9. Special economic urban areas (SEUA's), which include townships in Michigan, New Jersey, and Pennsylvania and towns in New York, Wisconsin, and the six New England States with 10,000 inhabitants or more.<sup>4</sup>

### DOLLAR VALUES

All dollar values presented in this report are expressed in current dollars; i.e., 1992 data are expressed in 1992 dollars and 1987 data in 1987 dollars. Consequently, when making comparisons to prior years, users of the data should consider the inflation that has occurred.

### RELIABILITY OF DATA

All data compiled in this report originated from either census questionnaires or administrative records of other Federal agencies and, therefore, are not subject to sampling errors. However, the data are subject to nonsampling errors. Nonsampling errors can be attributed to many sources: inability to identify all cases in the actual universe; definition and classification difficulties; differences in the interpretation of questions; errors in recording or coding the data obtained; and other errors of collection, response, coverage, and estimation for missing or misreported data.

The accuracy of these tabulated data is determined by the joint effects of the various nonsampling errors. No direct measurement of these effects has been obtained except for estimation for missing or misreported data; however, precautionary steps were taken in all phases of the collection, processing, and tabulation of the data in an effort to minimize the effects of nonsampling errors.

The Census Bureau obtains on computer tape limited information extracted from administrative records of other Federal agencies. This information is used in conjunction with other information available to the Census Bureau to develop estimates for nonemployers, small employers, and other establishments for which responses were not received in time for publication. For an indication of the extent that data included in these reports were obtained from the administrative records of other Federal agencies and from estimation, rather than reports directly from respondents, see appendix E. Also, see appendix A for a more detailed explanation of census coverage and methodology.

### SPECIAL TABULATIONS

Special tabulations of data collected in the 1992 Census of Retail Trade may be obtained, depending on availability of time and personnel, on diskette, computer tape, or in

<sup>4</sup>According to the 1990 Census of Population or subsequent special census.

tabular form. The data will be in summary form and subject to the same rules prohibiting disclosure of confidential information (including name, address, kind of business, or other data for individual business establishments or companies) as are the regular publications.

Special tabulations are prepared on a cost basis. A request for a cost estimate, as well as exact specifications on the type and format of the data to be provided, should be directed to the Chief, Services Division, Bureau of the Census, Washington, DC 20233.

To discuss a special tabulation before submitting specifications, call 1-800-541-8345.

### ABBREVIATIONS AND SYMBOLS

The following abbreviations and symbols are used in this publication:

–	Represents zero.
(D)	Withheld to avoid disclosing data for individual companies; data are included in broader kind-of-business totals.
(IC)	Independent city.
(NA)	Not available.
(NC)	Not comparable.
(X)	Not applicable.
CMSA	Consolidated metropolitan statistical area.
MA	Metropolitan area.
MSA	Metropolitan statistical area.
n.e.c.	Not elsewhere classified.
PMSA	Primary metropolitan statistical area.
pt.	Part.
r	Revised.
SIC	Standard industrial classification.

The following symbols are used in this publication to show employment size ranges for employment data that has been withheld to avoid disclosing data for individual companies (employment size range codes are provided for the first time in the 1992 Economic Census):

#### Symbol Employment Size

AA	0–19
BB	20–99
CC	100–249
EE	250–499
FF	500–999
GG	1,000–2,499
HH	2,500–4,999
II	5,000–9,999
JJ	10,000–24,999
KK	25,000–49,999
LL	50,000–99,999
MM	100,000 or more



# Users' Guide for Locating Statistics in This Report by Table Number

Information shown in tables	Table									
	1	2	3	4	5	6	7	8	9	10
<b>GEOGRAPHIC AREAS</b>										
The State .....	X	X	X							
CMSA's and MSA's in the State .....							X			
PMSA's in the State .....							X			
Area of the State not in any CMSA, PMSA, or MSA .....								X		
Counties in the State .....				X		<sup>1</sup> X				X
Places in the State .....				<sup>2</sup> X	<sup>1</sup> X	<sup>1</sup> X			<sup>2</sup> X	
<b>DATA ITEMS<sup>3</sup></b>										
Establishments .....	X		X	X	X	X	X	X	X	
Sales .....	X		X	X	X	X	X	X	X	
Annual payroll .....	X		X	X	X	X	X	X	X	
First-quarter payroll .....	X		X	X	X	X	X	X	X	
Paid employees for pay period including March 12, 1992 .....	X		X	X	X	X	X	X	X	
Sales per establishment .....		X								
Sales per employee .....		X								
Annual payroll per employee .....		X								
Employees per establishment .....		X								
1987 to 1992 comparative statistics (establishments, sales, payroll, employees) .....			X							
Counties ranked by volume of 1992 sales .....										X
Places ranked by volume of 1992 sales .....									<sup>2</sup> X	

<sup>1</sup>Includes areas with 350 retail establishments or more.

<sup>2</sup>Includes places with 2,500 inhabitants or more, according to the 1990 Census of Population or subsequent special census.

<sup>3</sup>See Explanation of Terms, appendix A.

# Users' Guide for Locating Statistics in the 1992 Census of Retail Trade Reports

Report and geographic area	Information shown in reports by kind of business or industry category										
	Number of establishments	Sales (\$1,000)	Payroll (\$1,000)	Number of employees	Selected ratios and rankings	Merchandise line sales	Sales size and employment size of establishments and firms	Concentration ratios of largest firms	Single units and multi-units	Legal form of organization	Selected topics
<b>GEOGRAPHIC AREA SERIES</b>											
United States .....	X	X	X	X	X						
State .....	X	X	X	X	X						
CMSA, PMSA, MSA .....	X	X	X	X	X						
County .....	X	X	X	X	X						
Place .....	X	X	X	X	X						
<b>NONEMPLOYER STATISTICS SERIES</b>											
United States .....	<sup>1</sup> X	<sup>1</sup> X					<sup>2</sup> X			X	
State .....	<sup>1</sup> X	<sup>1</sup> X									
CMSA, PMSA, MSA .....	X	X									
County .....	<sup>1 3</sup> X	<sup>1 3</sup> X									
Place .....	<sup>1 3</sup> X	<sup>1 3</sup> X									
<b>ESTABLISHMENT AND FIRM SIZE (INCLUDING LEGAL FORM OF ORGANIZATION)</b>											
United States .....	X	X	X	X			X	X	X	X	
<b>MEASURES OF VALUE PRODUCED, CAPITAL EXPENDITURES, DEPRECIABLE ASSETS, AND OPERATING EXPENSES</b>											
United States .....		X	X							X	<sup>4</sup> X
<b>MERCHANDISE LINE SALES</b>											
United States .....	X	X					X				
State .....	<sup>3</sup> X	<sup>3</sup> X					<sup>3</sup> X				
CMSA, PMSA, MSA .....	<sup>3</sup> X	<sup>3</sup> X					<sup>3</sup> X				
<b>MISCELLANEOUS SUBJECTS</b>											
United States .....	X	X	X	X							<sup>5</sup> X
State .....	X	X	X	X							<sup>5</sup> X
CMSA, PMSA, MSA .....	X	X	X	X							<sup>5</sup> X
<b>ZIP CODES</b>											
State .....	<sup>3</sup> X	<sup>3</sup> X	<sup>3</sup> X	<sup>3</sup> X			<sup>3</sup> X				

See footnotes at end of table.

Report and geographic area	Information shown in reports by kind of business or industry category										
	Number of establishments	Sales (\$1,000)	Payroll (\$1,000)	Number of employees	Selected ratios and rankings	Merchandise line sales	Sales size and employment size of establishments and firms	Concentration ratios of largest firms	Single units and multi-units	Legal form of organization	Selected topics
<b>SPECIAL REPORT SERIES—SELECTED STATISTICS</b>											
United States .....	<sup>1</sup> X	<sup>1</sup> X	X	X	X						<sup>6 7</sup> X
State .....	X	X	X	X	X						<sup>6 7</sup> X
CMSA, MSA .....	X	X	X	X	X						<sup>6 7</sup> X

<sup>1</sup>Includes data for all establishments, establishments with payroll, and establishments without payroll, by kind of business.

<sup>2</sup>Data available by sales size of establishments without payroll only.

<sup>3</sup>Data available on CD-ROM only.

<sup>4</sup>Includes value produced, capital expenditures, depreciable assets, and selected operating expenses detail.

<sup>5</sup>For United States, States, and MA's, includes data on number of gasoline pumps and gallon sales of gasoline and other automotive fuels; storage capacity and number of tanks; establishments offering self-service sale of gasoline; on seating capacity and average cost per meal; on the number of pharmacists, number of prescriptions filled, and percent of prescriptions paid for by third parties; and floor space by selected kind of business. For United States and States only, includes data on number of automotive service bays, number of automotive mechanics, number of boat docking/storage slips, principal type of supplier, gasoline service stations operating 24 hours, shoe stores operating as self-service and concessions, types of food service, types of menus, percent of food and beverage sales by day-part, franchise holders, concession operators, contract feeding and automatic merchandising machine operators, number of opticians, part- and full-time employment, class of customer, and leased departments.

<sup>6</sup>Includes percent of retail sales in MA's, in non-MA's, in central cities, and outside central cities within MA's.

<sup>7</sup>Includes percent of retail sales inside and outside central cities within each individual MA.

# Contents

## Alaska

[Page numbers listed here omit the prefix that appears as part of the number of each page]

	Page
Introduction to the Economic Census .....	III
Census of Retail Trade .....	V
Users' Guide for Locating Statistics in This Report by Table Number .....	VII
Users' Guide for Locating Statistics in the 1992 Census of Retail Trade Reports .....	VIII
Summary of Findings .....	2

### FIGURES

1. Percent Change in Sales and Annual Payroll: 1987 to 1992 .....	3
2. Annual Payroll Per Employee: 1992, 1987, and 1982 .....	4
3. Percent of Total Retail Sales by Selected Kinds of Business: 1992, 1987, and 1982 .....	5
Maps .....	7

### TABLES

1. Summary Statistics for the State: 1992 .....	8
2. Selected Ratios for the State: 1992 .....	10
3. Comparative Statistics for the State: 1992 and 1987 .....	12
4. Summary Statistics for Boroughs and Census Areas and for Places With 2,500 Inhabitants or More: 1992 .....	14
5. Summary Statistics for Places With 350 Establishments or More: 1992 .....	16
6. Summary Statistics for Boroughs and Census Areas With 350 Establishments or More: 1992 .....	16
7. Summary Statistics for Metropolitan Areas: 1992 .....	18
8. Summary Statistics for the Area Outside Metropolitan Areas: 1992 .....	19
9. Places With 2,500 Inhabitants or More Ranked by Volume of Sales: 1992 .....	21
10. Boroughs and Census Areas Ranked by Volume of Sales: 1992 .....	21

### APPENDIXES

A. General Explanation .....	A-1
B. Sample Report Form and Instructions .....	B-1
C. Kind-of-Business Titles and Reporting-Form Numbers .....	C-1
D. Metropolitan Areas .....	D-1
E. Percent of Sales Data Based on Administrative Records and Estimation for the State: 1992 .....	E-1
F. Geographic Notes .....	F-1
G. Establishments in Business Any Time During Year and Establishments in Business at End of Year for the State: 1992 and 1987 .....	G-1

Publication Program .....

Inside back cover

---

## Summary of Findings

---

Data from the 1992 Census of Retail Trade show that Alaska's 3,693 retail stores with payroll had sales totaling \$5.0 billion. In 1987, 3,522 retail stores had sales of \$3.6 billion. The 1992 data represent an increase of 38.1 percent in total retail sales for the State.

For establishments with payroll in 1992, sales of grocery stores accounted for 22.6 percent of the State's total sales by retailers compared with 24.6 percent in 1987. Other leading retail kinds of business in 1992 were new and used car dealers with 12.2 percent of sales, miscellaneous general merchandise stores with 7.6 percent, and department stores (including leased departments) with 6.2 percent.

For 1992, sales for establishments with payroll in the State averaged \$1.3 million per establishment, compared with \$1.0 million in 1987. In 1992, department stores (including leased departments) averaged \$31.1 million per establishment; new and used car dealers, \$16.9 million; miscellaneous general merchandise stores, \$3.8 million;

grocery stores, \$3.7 million; and lumber and other building materials dealers, \$3.2 million.

For retail establishments with payroll, 1992 sales per employee averaged \$126 thousand. New and used car dealers had sales per employee of \$333 thousand, which contrasts sharply with the \$42 thousand per employee average for restaurants.

The 1992 payroll of retailers in the State amounted to \$671 million, compared with \$484 million for 1987. Payroll as a percent of sales of establishments with payroll averaged 13.5 percent for all retailers, 20.5 percent for retail bakeries, compared with 7.4 percent for gasoline service stations.

There were 39,471 paid employees (full- and part-time) engaged in retail trade in the State as of mid-March 1992, compared with 35,967 employees in 1987. Large employers included grocery stores with 7,536 employees, restaurants with 5,080 employees, and refreshment places with 4,308 employees.

Figure 1. **Percent Change in Sales and Annual Payroll: 1987 to 1992**

(Includes only establishments with payroll. For meaning of abbreviations and symbols, see introductory text)

Sales  
Payroll

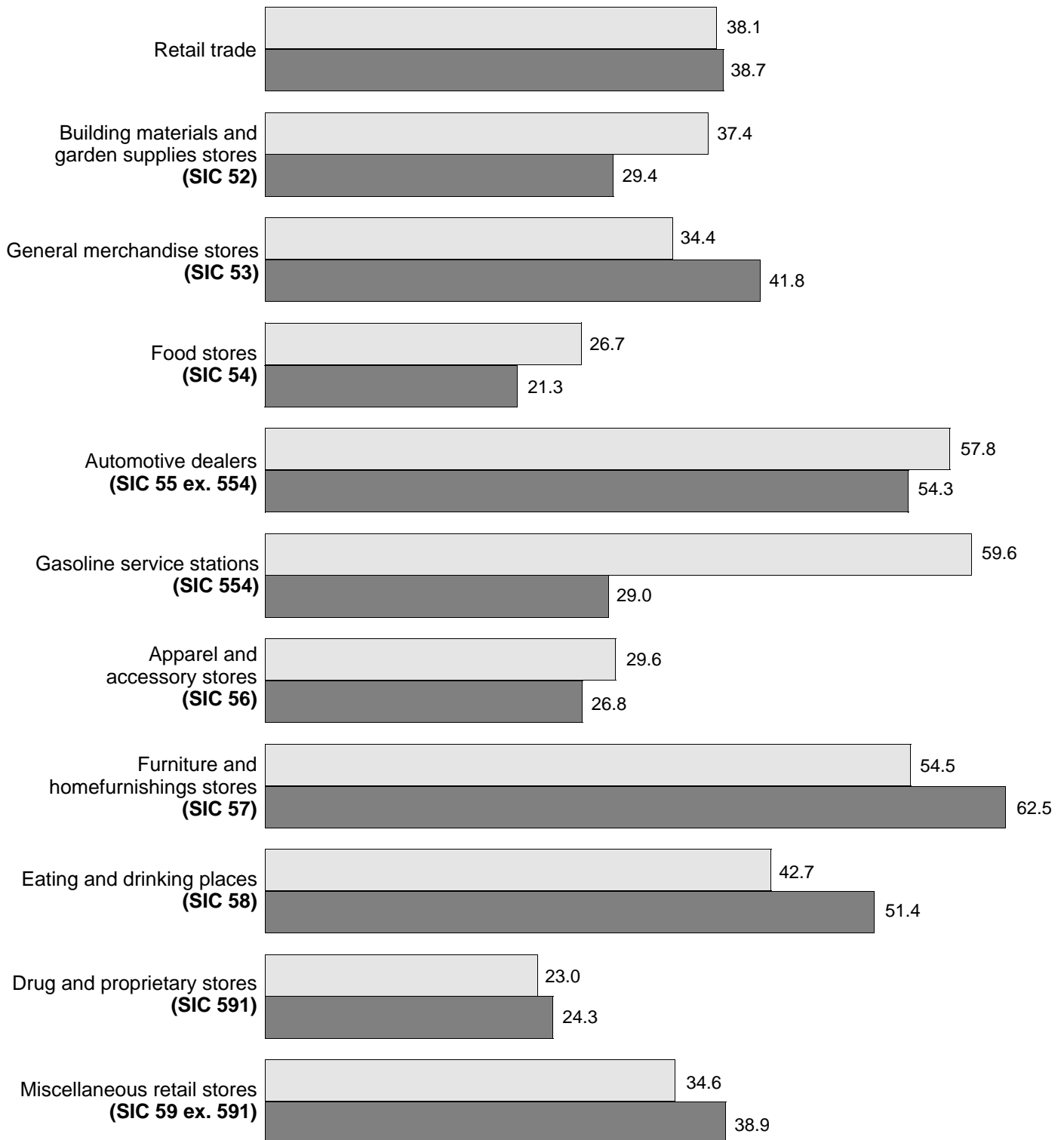
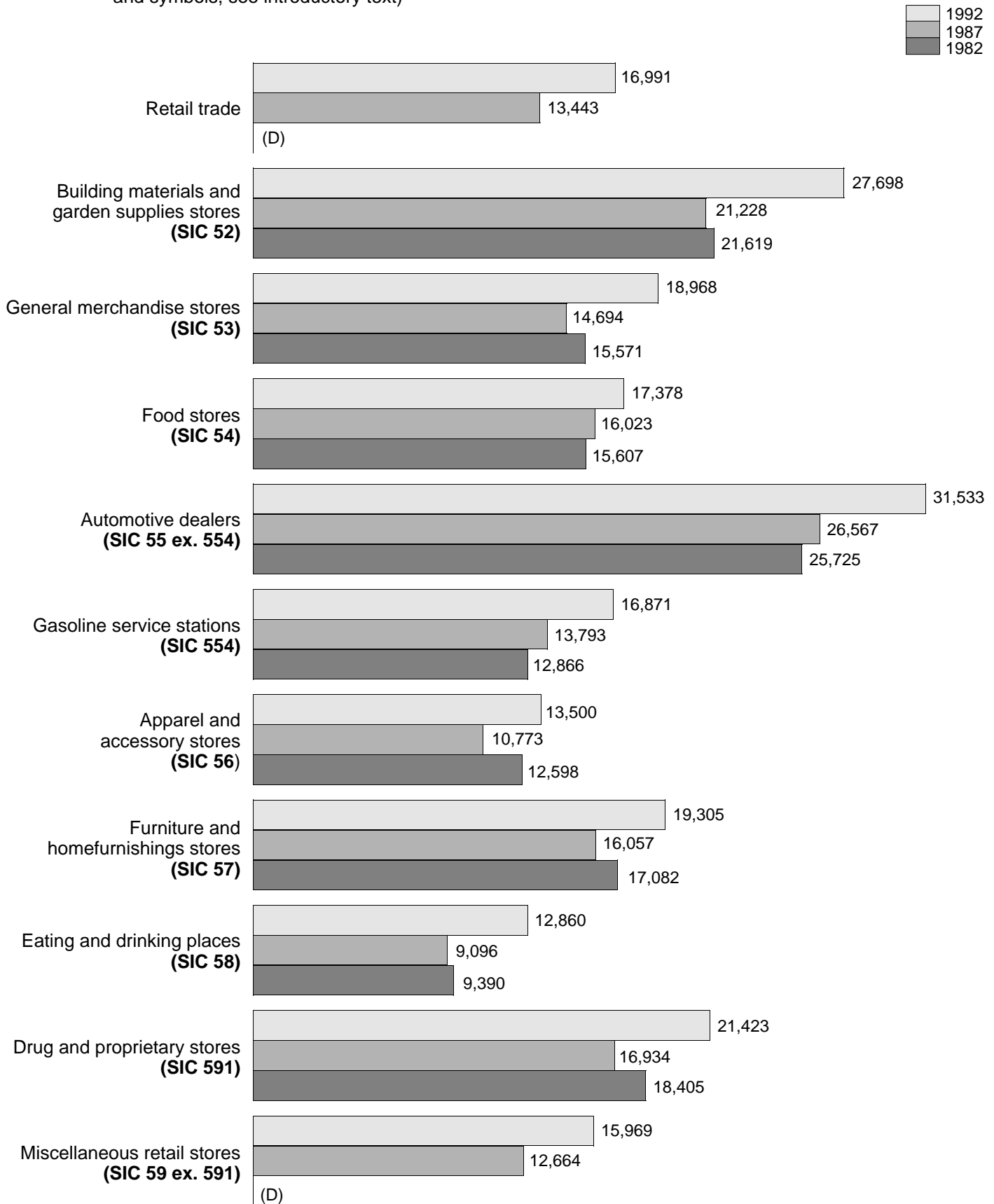


Figure 2. **Annual Payroll Per Employee: 1992, 1987, and 1982**

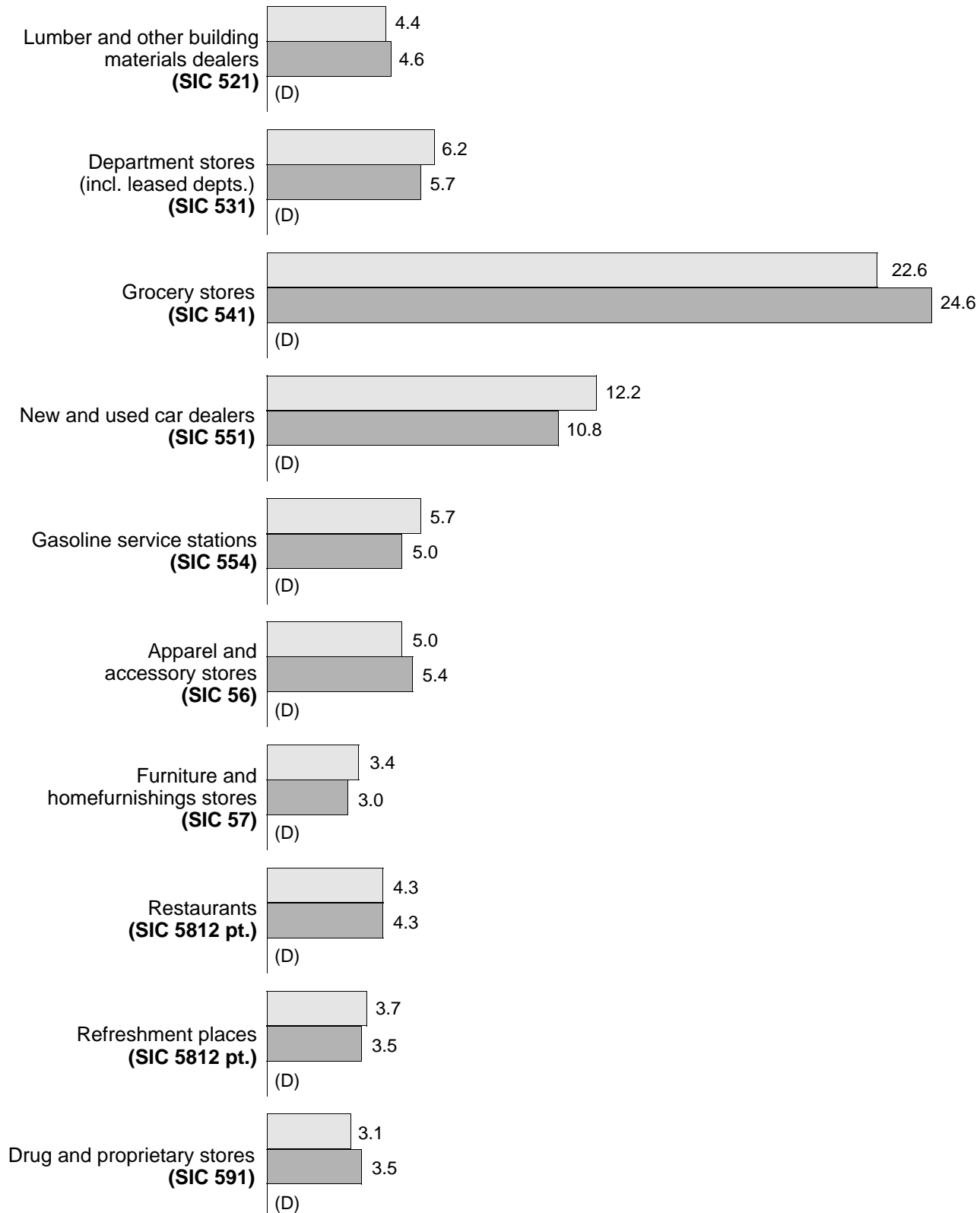
(In dollars. Includes only establishments with payroll. For meaning of abbreviations and symbols, see introductory text)



Note: Data are based on 1987 Standard Industrial Classification.

Figure 3. **Percent of Total Retail Sales by Selected Kinds of Business: 1992, 1987, and 1982**

(Includes only establishments with payroll. For meaning of abbreviations and symbols, see introductory text)



Note: Data are based on 1987 Standard Industrial Classification.





**Table 1. Summary Statistics for the State: 1992**

[Includes only establishments with payroll. For meaning of abbreviations and symbols, see introductory text. For explanation of terms and comparability of 1987 and 1992 censuses, see appendix A]

SIC code	Kind of business	Estab- lishments (number)	Sales (\$1,000)	Annual payroll (\$1,000)	First- quarter payroll (\$1,000)	Paid employees for pay period including March 12 (number)
	<b>Retail trade</b> .....	<b>3 693</b>	<b>4 981 919</b>	<b>670 639</b>	<b>153 825</b>	<b>39 471</b>
<b>52</b>	<b>Building materials and garden supplies stores</b> .....	<b>132</b>	<b>288 185</b>	<b>37 752</b>	<b>8 796</b>	<b>1 363</b>
521, 3	Building materials and supply stores .....	87	240 541	31 115	7 353	1 074
521	Lumber and other building materials dealers .....	69	221 478	27 127	6 444	937
523	Paint, glass, and wallpaper stores .....	18	19 063	3 988	909	137
525	Hardware stores .....	34	42 848	5 907	1 274	253
526	Retail nurseries, lawn and garden supply stores .....	8	(D)	(D)	(D)	BB
527	Manufactured (mobile) home dealers .....	3	(D)	(D)	(D)	AA
<b>53</b>	<b>General merchandise stores</b> .....	<b>123</b>	<b>703 676</b>	<b>63 202</b>	<b>14 129</b>	<b>3 332</b>
531	Department stores (incl. leased depts.) <sup>1 2</sup> .....	10	311 124	(NA)	(NA)	(NA)
531	Department stores (excl. leased depts.) <sup>1</sup> .....	10	309 398	35 447	8 220	1 887
531 pt.	Conventional <sup>1</sup> .....	5	—	—	—	—
531 pt.	Discount or mass merchandising <sup>1</sup> .....	5	(D)	(D)	(D)	FF
531 pt.	National chain <sup>1</sup> .....	5	(D)	(D)	(D)	FF
533	Variety stores .....	14	15 827	2 509	634	153
539	Miscellaneous general merchandise stores .....	99	378 451	25 246	5 275	1 292
<b>54</b>	<b>Food stores</b> .....	<b>374</b>	<b>1 155 641</b>	<b>137 268</b>	<b>33 005</b>	<b>7 899</b>
541	Grocery stores .....	303	1 125 979	132 888	32 049	7 536
541 pt.	Supermarkets and other general-line grocery stores .....	223	1 064 923	126 469	30 576	7 088
541 pt.	Convenience food stores .....	42	21 837	2 448	542	163
541 pt.	Convenience food/gasoline stores .....	31	37 768	3 696	863	255
541 pt.	Delicatessens .....	7	1 451	275	68	30
542	Meat and fish (seafood) markets .....	17	14 851	1 448	311	72
546	Retail bakeries .....	28	7 141	1 465	343	160
546 pt.	Retail bakeries —baking and selling .....	26	(D)	(D)	(D)	CC
546 pt.	Retail bakeries —selling only .....	2	(D)	(D)	(D)	AA
543, 4, 5, 9	Other food stores .....	26	7 670	1 467	302	131
543	Fruit and vegetable markets .....	3	(D)	(D)	(D)	AA
544	Candy, nut, and confectionery stores .....	7	1 167	306	67	34
545	Dairy products stores .....	1	(D)	(D)	(D)	AA
549	Miscellaneous food stores .....	15	5 566	1 031	214	78
<b>55 ex. 554</b>	<b>Automotive dealers</b> .....	<b>191</b>	<b>784 134</b>	<b>86 054</b>	<b>17 747</b>	<b>2 729</b>
551	New and used car dealers .....	36	608 160	64 624	13 361	1 829
552	Used car dealers .....	14	13 240	980	179	43
553	Auto and home supply stores .....	70	65 358	11 744	2 450	511
553 pt.	Auto parts, tires, and accessories stores .....	68	(D)	(D)	(D)	FF
553 pt.	Home and auto supply stores .....	2	(D)	(D)	(D)	AA
555, 6, 7, 9	Miscellaneous automotive dealers .....	71	97 376	8 706	1 757	346
555	Boat dealers .....	40	46 093	4 484	911	177
556	Recreational vehicle dealers .....	9	20 825	1 868	349	74
557	Motorcycle dealers .....	11	21 289	1 648	346	70
559	Automotive dealers, n.e.c. .....	11	9 169	706	151	25
<b>554</b>	<b>Gasoline service stations</b> .....	<b>204</b>	<b>286 345</b>	<b>21 291</b>	<b>4 727</b>	<b>1 262</b>
554 pt.	Gasoline/convenience food stores .....	47	72 626	4 558	1 006	295
554 pt.	Other gasoline service stations and truck stops .....	157	213 719	16 733	3 721	967
<b>56</b>	<b>Apparel and accessory stores</b> .....	<b>294</b>	<b>250 307</b>	<b>31 144</b>	<b>7 343</b>	<b>2 307</b>
561	Men's and boys' clothing and accessory stores .....	42	30 747	3 864	810	225
562, 3	Women's clothing and specialty stores .....	108	45 144	5 654	1 313	689
562	Women's clothing stores .....	90	37 568	4 154	955	630
563	Women's accessory and specialty stores .....	18	7 576	1 500	358	59
565	Family clothing stores .....	49	136 624	16 240	4 000	943
566	Shoe stores .....	65	29 986	4 161	964	339
566 pt.	Men's shoe stores .....	—	—	—	—	—
566 pt.	Women's shoe stores .....	9	(D)	(D)	(D)	BB
566 pt.	Children's and juveniles' shoe stores .....	—	—	—	—	—
566 pt.	Family shoe stores .....	42	16 595	2 245	496	166
566 pt.	Athletic footwear stores .....	14	(D)	(D)	(D)	CC
564, 9	Other apparel and accessory stores .....	30	7 806	1 225	256	111
564	Children's and infants' wear stores .....	13	3 889	532	111	50
569	Miscellaneous apparel and accessory stores .....	17	3 917	693	145	61
<b>57</b>	<b>Furniture and home furnishings stores</b> .....	<b>222</b>	<b>168 784</b>	<b>24 846</b>	<b>5 891</b>	<b>1 287</b>
5712	Furniture stores .....	50	52 847	8 554	2 168	389
5713, 4, 9	Home furnishings stores .....	78	43 997	6 619	1 451	360
5713	Floor covering stores .....	25	19 921	2 961	651	124
5714	Drapery, curtain, and upholstery stores .....	3	572	130	25	9
5719	Miscellaneous home furnishings stores .....	50	23 504	3 528	775	227
572	Household appliance stores .....	10	7 881	812	193	53
573	Radio, television, computer, and music stores .....	84	64 059	8 861	2 079	485
5731	Radio, television, and electronics stores .....	28	26 411	3 381	760	167
5734	Computer and software stores .....	20	15 413	3 106	741	98
5735	Record and prerecorded tape stores .....	22	16 449	1 734	435	162
5736	Musical instrument stores .....	14	5 786	640	143	58

See footnotes at end of table.

**Table 1. Summary Statistics for the State: 1992 —Con.**

[Includes only establishments with payroll. For meaning of abbreviations and symbols, see introductory text. For explanation of terms and comparability of 1987 and 1992 censuses, see appendix A]

SIC code	Kind of business	Estab- lishments (number)	Sales (\$1,000)	Annual payroll (\$1,000)	First- quarter payroll (\$1,000)	Paid employees for pay period including March 12 (number)
<b>58</b>	<b>Eating and drinking places -----</b>	<b>1 147</b>	<b>654 440</b>	<b>180 749</b>	<b>41 859</b>	<b>14 055</b>
5812	Eating places -----	915	562 888	158 506	36 850	12 336
5812 pt.	Restaurants -----	423	213 235	58 958	13 203	5 080
5812 pt.	Cafeterias -----	12	8 002	1 934	406	188
5812 pt.	Refreshment places -----	342	183 269	43 200	9 573	4 308
5812 pt.	Other eating places -----	138	158 382	54 414	13 668	2 760
5813	Drinking places -----	232	91 552	22 243	5 009	1 719
<b>591</b>	<b>Drug and proprietary stores -----</b>	<b>46</b>	<b>154 611</b>	<b>18 467</b>	<b>4 701</b>	<b>862</b>
591 pt.	Drug stores -----	45	(D)	(D)	(D)	FF
591 pt.	Proprietary stores -----	1	(D)	(D)	(D)	AA
<b>59 ex. 591</b>	<b>Miscellaneous retail stores -----</b>	<b>960</b>	<b>535 796</b>	<b>69 866</b>	<b>15 627</b>	<b>4 375</b>
592	Liquor stores -----	132	111 389	9 805	2 371	584
593	Used merchandise stores -----	53	13 648	3 444	761	258
594	Miscellaneous shopping goods stores -----	492	242 486	33 350	7 060	2 325
5941	Sporting goods stores and bicycle shops -----	86	73 055	9 947	2 158	584
5941 pt.	General line sporting goods stores -----	38	44 874	6 192	1 405	364
5941 pt.	Specialty line sporting goods stores -----	48	28 181	3 755	753	220
5942	Book stores -----	50	25 319	3 316	659	272
5944	Jewelry stores -----	70	36 541	5 589	1 273	412
5943, 5, 6, 7, 8, 9	Other miscellaneous shopping goods stores -----	286	107 571	14 498	2 970	1 057
5943	Stationery stores -----	12	(D)	(D)	(D)	BB
5945	Hobby, toy, and game shops -----	32	14 521	1 759	379	146
5946	Camera and photographic supply stores -----	10	5 177	820	190	51
5947	Gift, novelty, and souvenir shops -----	193	67 612	9 041	1 680	563
5948	Luggage and leather goods stores -----	3	(D)	(D)	(D)	AA
5949	Sewing, needlework, and piece goods stores -----	36	15 487	1 982	512	234
596	Nonstore retailers -----	52	31 202	5 592	1 281	249
5961	Catalog and mail-order houses -----	12	4 889	637	154	37
5962	Automatic merchandising machine operators -----	17	19 928	3 708	826	142
5963	Direct selling establishments -----	23	6 385	1 247	301	70
598	Fuel dealers -----	52	80 951	7 581	1 783	290
5983	Fuel oil dealers -----	40	71 479	6 695	1 571	251
5984	Liquefied petroleum gas (bottled gas) dealers -----	11	(D)	(D)	(D)	BB
5989	Fuel dealers, n.e.c. -----	1	(D)	(D)	(D)	AA
5992	Florists -----	58	14 817	2 796	701	236
5993	Tobacco stores and stands -----	2	(D)	(D)	(D)	AA
5994	News dealers and newsstands -----	1	(D)	(D)	(D)	AA
5995	Optical goods stores -----	36	11 320	2 496	611	118
5999	Miscellaneous retail stores, n.e.c. -----	82	(D)	(D)	(D)	EE
5999 pt.	Pet shops -----	19	8 726	1 201	279	114
5999 pt.	Art dealers -----	19	9 573	1 258	286	73
5999 pt.	Other miscellaneous retail stores, n.e.c. -----	44	(D)	(D)	(D)	CC

<sup>1</sup>Includes sales from catalog order desks.

<sup>2</sup>Includes data for leased departments operated within department stores. Data for this line not included in broader kind-of-business totals.

**Table 2. Selected Ratios for the State: 1992**

[Includes only establishments with payroll. For meaning of abbreviations and symbols, see introductory text. For explanation of terms and comparability of 1987 and 1992 censuses, see appendix A]

SIC code	Kind of business	Sales		Annual payroll per employee <sup>1</sup> (dollars)	Employees per establishment <sup>1</sup> (number)
		Per establishment (dollars)	Per employee <sup>1</sup> (dollars)		
	<b>Retail trade</b> -----	<b>1 349 017</b>	<b>126 217</b>	<b>16 991</b>	<b>11</b>
<b>52</b>	<b>Building materials and garden supplies stores</b> -----	<b>2 183 220</b>	<b>211 434</b>	<b>27 698</b>	<b>10</b>
521, 3	Building materials and supply stores -----	2 764 839	223 967	28 971	12
521	Lumber and other building materials dealers -----	3 209 826	236 369	28 951	14
523	Paint, glass, and wallpaper stores -----	1 059 056	139 146	29 109	8
525	Hardware stores -----	1 260 235	169 360	23 348	7
526	Retail nurseries, lawn and garden supply stores -----	(D)	(D)	(D)	(D)
527	Manufactured (mobile) home dealers -----	(D)	(D)	(D)	(D)
<b>53</b>	<b>General merchandise stores</b> -----	<b>5 720 943</b>	<b>211 187</b>	<b>18 968</b>	<b>27</b>
531	Department stores (incl. leased depts.) <sup>2 3</sup> -----	31 112 400	(NA)	(NA)	(NA)
531	Department stores (excl. leased depts.) <sup>2</sup> -----	30 939 800	163 963	18 785	189
531 pt.	Conventional <sup>2</sup> -----	—	—	—	—
531 pt.	Discount or mass merchandising <sup>2</sup> -----	(D)	(D)	(D)	(D)
531 pt.	National chain <sup>2</sup> -----	(D)	(D)	(D)	(D)
533	Variety stores -----	1 130 500	103 444	16 399	11
539	Miscellaneous general merchandise stores -----	3 822 737	292 919	19 540	13
<b>54</b>	<b>Food stores</b> -----	<b>3 089 949</b>	<b>146 302</b>	<b>17 378</b>	<b>21</b>
541	Grocery stores -----	3 716 102	149 413	17 634	25
541 pt.	Supermarkets and other general-line grocery stores -----	4 775 439	150 243	17 843	32
541 pt.	Convenience food stores -----	519 929	133 969	15 018	4
541 pt.	Convenience food/gasoline stores -----	1 218 323	148 110	14 494	8
541 pt.	Delicatessens -----	207 286	48 367	9 167	4
542	Meat and fish (seafood) markets -----	873 588	206 264	20 111	4
546	Retail bakeries -----	255 036	44 631	9 156	6
546 pt.	Retail bakeries —baking and selling -----	(D)	(D)	(D)	(D)
546 pt.	Retail bakeries —selling only -----	(D)	(D)	(D)	(D)
543, 4, 5, 9	Other food stores -----	295 000	58 550	11 198	5
543	Fruit and vegetable markets -----	(D)	(D)	(D)	(D)
544	Candy, nut, and confectionery stores -----	166 714	34 324	9 000	5
545	Dairy products stores -----	(D)	(D)	(D)	(D)
549	Miscellaneous food stores -----	371 067	71 359	13 218	5
<b>55 ex. 554</b>	<b>Automotive dealers</b> -----	<b>4 105 414</b>	<b>287 334</b>	<b>31 533</b>	<b>14</b>
551	New and used car dealers -----	16 893 333	332 510	35 333	51
552	Used car dealers -----	945 714	307 907	22 791	3
553	Auto and home supply stores -----	933 686	127 902	22 982	7
553 pt.	Auto parts, tires, and accessories stores -----	(D)	(D)	(D)	(D)
553 pt.	Home and auto supply stores -----	(D)	(D)	(D)	(D)
555, 6, 7, 9	Miscellaneous automotive dealers -----	1 371 493	281 434	25 162	5
555	Boat dealers -----	1 152 325	260 412	25 333	4
556	Recreational vehicle dealers -----	2 313 889	281 419	25 243	8
557	Motorcycle dealers -----	1 935 364	304 129	23 543	6
559	Automotive dealers, n.e.c. -----	833 545	366 760	28 240	2
<b>554</b>	<b>Gasoline service stations</b> -----	<b>1 403 652</b>	<b>226 898</b>	<b>16 871</b>	<b>6</b>
554 pt.	Gasoline/convenience food stores -----	1 545 234	246 190	15 451	6
554 pt.	Other gasoline service stations and truck stops -----	1 361 268	221 012	17 304	6
<b>56</b>	<b>Apparel and accessory stores</b> -----	<b>851 384</b>	<b>108 499</b>	<b>13 500</b>	<b>8</b>
561	Men's and boys' clothing and accessory stores -----	732 071	136 653	17 173	5
562, 3	Women's clothing and specialty stores -----	418 000	65 521	8 206	6
562	Women's clothing stores -----	417 422	59 632	6 594	7
563	Women's accessory and specialty stores -----	420 889	128 407	25 424	3
565	Family clothing stores -----	2 788 245	144 882	17 222	19
566	Shoe stores -----	461 323	88 454	12 274	5
566 pt.	Men's shoe stores -----	—	—	—	—
566 pt.	Women's shoe stores -----	(D)	(D)	(D)	(D)
566 pt.	Children's and juveniles' shoe stores -----	—	—	—	—
566 pt.	Family shoe stores -----	395 119	99 970	13 524	4
566 pt.	Athletic footwear stores -----	(D)	(D)	(D)	(D)
564, 9	Other apparel and accessory stores -----	260 200	70 324	11 036	4
564	Children's and infants' wear stores -----	299 154	77 780	10 640	4
569	Miscellaneous apparel and accessory stores -----	230 412	64 213	11 361	4
<b>57</b>	<b>Furniture and homefurnishings stores</b> -----	<b>760 288</b>	<b>131 145</b>	<b>19 305</b>	<b>6</b>
5712	Furniture stores -----	1 056 940	135 853	21 990	8
5713, 4, 9	Homefurnishings stores -----	564 064	122 214	18 386	5
5713	Floor covering stores -----	796 840	160 653	23 879	5
5714	Drapery, curtain, and upholstery stores -----	190 667	63 556	14 444	3
5719	Miscellaneous homefurnishings stores -----	470 080	103 542	15 542	5
572	Household appliance stores -----	788 100	148 698	15 321	5
573	Radio, television, computer, and music stores -----	762 607	132 080	18 270	6
5731	Radio, television, and electronics stores -----	943 250	158 150	20 246	6
5734	Computer and software stores -----	770 650	157 276	31 694	5
5735	Record and prerecorded tape stores -----	747 682	101 537	10 704	7
5736	Musical instrument stores -----	413 286	99 759	11 034	4

See footnotes at end of table.

**Table 2. Selected Ratios for the State: 1992 – Con.**

[Includes only establishments with payroll. For meaning of abbreviations and symbols, see introductory text. For explanation of terms and comparability of 1987 and 1992 censuses, see appendix A]

SIC code	Kind of business	Sales		Annual payroll per employee <sup>1</sup> (dollars)	Employees per establishment <sup>1</sup> (number)
		Per establishment (dollars)	Per employee <sup>1</sup> (dollars)		
<b>58</b>	<b>Eating and drinking places -----</b>	<b>570 567</b>	<b>46 563</b>	<b>12 860</b>	<b>12</b>
5812	Eating places -----	615 178	45 630	12 849	13
5812 pt.	Restaurants -----	504 102	41 975	11 606	12
5812 pt.	Cafeterias -----	666 833	42 564	10 287	16
5812 pt.	Refreshment places -----	535 874	42 542	10 028	13
5812 pt.	Other eating places -----	1 147 696	57 385	19 715	20
5813	Drinking places -----	394 621	53 259	12 939	7
<b>591</b>	<b>Drug and proprietary stores -----</b>	<b>3 361 109</b>	<b>179 363</b>	<b>21 423</b>	<b>19</b>
591 pt.	Drug stores -----	(D)	(D)	(D)	(D)
591 pt.	Proprietary stores -----	(D)	(D)	(D)	(D)
<b>59 ex. 591</b>	<b>Miscellaneous retail stores -----</b>	<b>558 121</b>	<b>122 468</b>	<b>15 969</b>	<b>5</b>
592	Liquor stores -----	843 856	190 735	16 789	4
593	Used merchandise stores -----	257 509	52 899	13 349	5
594	Miscellaneous shopping goods stores -----	492 858	104 295	14 344	5
5941	Sporting goods stores and bicycle shops -----	849 477	125 094	17 033	7
5941 pt.	General line sporting goods stores -----	1 180 895	123 280	17 011	10
5941 pt.	Specialty line sporting goods stores -----	587 104	128 095	17 068	5
5942	Book stores -----	506 380	93 085	12 191	5
5944	Jewelry stores -----	522 014	88 692	13 566	6
5943, 5, 6, 7, 8, 9	Other miscellaneous shopping goods stores -----	376 122	101 770	13 716	4
5943	Stationery stores -----	(D)	(D)	(D)	(D)
5945	Hobby, toy, and game shops -----	453 781	99 459	12 048	5
5946	Camera and photographic supply stores -----	517 700	101 510	16 078	5
5947	Gift, novelty, and souvenir shops -----	350 321	120 092	16 059	3
5948	Luggage and leather goods stores -----	(D)	(D)	(D)	(D)
5949	Sewing, needlework, and piece goods stores -----	430 194	66 184	8 470	7
596	Nonstore retailers -----	600 038	125 309	22 458	5
5961	Catalog and mail-order houses -----	407 417	132 135	17 216	3
5962	Automatic merchandising machine operators -----	1 172 235	140 338	26 113	8
5963	Direct selling establishments -----	277 609	91 214	17 814	3
598	Fuel dealers -----	1 556 750	279 141	26 141	6
5983	Fuel oil dealers -----	1 786 975	284 777	26 673	6
5984	Liquefied petroleum gas (bottled gas) dealers -----	(D)	(D)	(D)	(D)
5989	Fuel dealers, n.e.c. -----	(D)	(D)	(D)	(D)
5992	Florists -----	255 466	62 784	11 847	4
5993	Tobacco stores and stands -----	(D)	(D)	(D)	(D)
5994	News dealers and newsstands -----	(D)	(D)	(D)	(D)
5995	Optical goods stores -----	314 444	95 932	21 153	3
5999	Miscellaneous retail stores, n.e.c. -----	(D)	(D)	(D)	(D)
5999 pt.	Pet shops -----	459 263	76 544	10 535	6
5999 pt.	Art dealers -----	503 842	131 137	17 233	4
5999 pt.	Other miscellaneous retail stores, n.e.c. -----	(D)	(D)	(D)	(D)

<sup>1</sup>Based on number of employees for pay period including March 12.

<sup>2</sup>Includes sales from catalog order desks.

<sup>3</sup>Includes data for leased departments operated within department stores. Data for this line not included in broader kind-of-business totals.

**Table 3. Comparative Statistics for the State: 1992 and 1987**

[Includes only establishments with payroll. For meaning of abbreviations and symbols, see introductory text. For explanation of terms and comparability of 1987 and 1992 censuses, see appendix A.]

SIC code	Kind of business	Establishments		Sales			Annual payroll			Paid employees for pay period including March 12	
		1992 (number)	1987 (number)	1992 (\$1,000)	1987 (\$1,000)	Percent change 1987 to 1992	1992 (\$1,000)	1987 (\$1,000)	Percent change 1987 to 1992	1992 (number)	1987 (number)
	<b>Retail trade</b> .....	<b>3 693</b>	<b>3 522</b>	<b>4 981 919</b>	<b>3 606 187</b>	<b>38.1</b>	<b>670 639</b>	<b>483 519</b>	<b>38.7</b>	<b>39 471</b>	<b>35 967</b>
<b>52</b>	<b>Building materials and garden supplies stores</b> .....	<b>132</b>	<b>159</b>	<b>288 185</b>	<b>209 711</b>	<b>37.4</b>	<b>37 752</b>	<b>29 167</b>	<b>29.4</b>	<b>1 363</b>	<b>1 374</b>
521, 3	Building materials and supply stores .....	87	101	240 541	175 462	37.1	31 115	24 493	27.0	1 074	1 057
521	Lumber and other building materials dealers .....	69	80	221 478	164 345	34.8	27 127	22 091	22.8	937	956
523	Paint, glass, and wallpaper stores .....	18	21	19 063	11 117	71.5	3 988	2 402	66.0	137	101
525	Hardware stores .....	34	46	42 848	29 863	43.5	5 907	3 994	47.9	253	254
526	Retail nurseries, lawn and garden supply stores .....	8	9	(D)	(D)	(D)	(D)	(D)	(D)	BB	BB
527	Manufactured (mobile) home dealers .....	3	3	(D)	(D)	(D)	(D)	(D)	(D)	AA	AA
<b>53</b>	<b>General merchandise stores</b> .....	<b>123</b>	<b>124</b>	<b>703 676</b>	<b>523 413</b>	<b>34.4</b>	<b>63 202</b>	<b>44 581</b>	<b>41.8</b>	<b>3 332</b>	<b>3 034</b>
531	Department stores (incl. leased depts.) <sup>1 2</sup> .....	10	7	311 124	207 207	50.2	(NA)	(NA)	(NA)	(NA)	(NA)
531	Department stores (excl. leased depts.) <sup>1</sup> .....	10	7	309 398	204 698	51.1	35 447	23 927	48.1	1 887	1 321
531 pt.	Conventional <sup>1</sup> .....	—	—	—	—	—	—	—	—	—	—
531 pt.	Discount or mass merchandising <sup>1</sup> .....	5	4	(D)	(D)	(D)	(D)	(D)	(D)	FF	FF
531 pt.	National chain <sup>1</sup> .....	5	3	(D)	(D)	(D)	(D)	(D)	(D)	FF	FF
533	Variety stores .....	14	18	15 827	8 733	81.2	2 509	1 351	85.7	153	116
539	Miscellaneous general merchandise stores .....	99	99	378 451	309 982	22.1	25 246	19 303	30.8	1 292	1 597
<b>54</b>	<b>Food stores</b> .....	<b>374</b>	<b>416</b>	<b>1 155 641</b>	<b>912 215</b>	<b>26.7</b>	<b>137 268</b>	<b>113 141</b>	<b>21.3</b>	<b>7 899</b>	<b>7 061</b>
541	Grocery stores .....	303	335	1 125 979	888 215	26.8	132 888	109 641	21.2	7 536	6 639
542	Meat and fish (seafood) markets .....	17	16	14 851	12 910	15.0	1 448	1 065	36.0	72	86
546	Retail bakeries .....	28	33	7 141	4 713	51.5	1 465	1 528	-4.1	160	183
546 pt.	Retail bakeries —baking and selling .....	26	30	(D)	4 553	(D)	(D)	1 509	(D)	CC	178
546 pt.	Retail bakeries —selling only .....	2	3	(D)	160	(D)	(D)	19	(D)	AA	5
543, 4, 5, 9	Other food stores .....	26	32	7 670	6 377	20.3	1 467	907	61.7	131	153
543	Fruit and vegetable markets .....	3	5	(D)	(D)	(D)	(D)	(D)	(D)	AA	AA
544	Candy, nut, and confectionery stores .....	7	14	1 167	1 790	-34.8	306	296	3.4	34	50
545	Dairy products stores .....	1	1	(D)	(D)	(D)	(D)	(D)	(D)	AA	BB
549	Miscellaneous food stores .....	15	12	5 566	3 280	69.7	1 031	478	115.7	78	50
<b>55 ex. 554</b>	<b>Automotive dealers</b> .....	<b>191</b>	<b>179</b>	<b>784 134</b>	<b>496 777</b>	<b>57.8</b>	<b>86 054</b>	<b>55 764</b>	<b>54.3</b>	<b>2 729</b>	<b>2 099</b>
551	New and used car dealers .....	36	39	608 160	388 392	56.6	64 624	41 522	55.6	1 829	1 446
552	Used car dealers .....	14	1	13 240	(D)	(D)	980	(D)	(D)	43	AA
553	Auto and home supply stores .....	70	77	65 358	(D)	(D)	11 744	(D)	(D)	511	EE
553 pt.	Auto parts, tires, and accessories stores .....	68	70	(D)	47 290	(D)	(D)	9 085	(D)	FF	438
553 pt.	Home and auto supply stores .....	2	7	(D)	(D)	(D)	(D)	(D)	(D)	AA	AA
555, 6, 7, 9	Miscellaneous automotive dealers .....	71	62	97 376	57 676	68.8	8 706	4 790	81.8	346	196
555	Boat dealers .....	40	37	46 093	26 810	71.9	4 484	2 656	68.8	177	102
556	Recreational vehicle dealers .....	9	9	20 825	22 834	-8.8	1 868	1 378	35.6	74	46
557	Motorcycle dealers .....	11	10	21 289	5 931	258.9	1 648	610	170.2	70	40
559	Automotive dealers, n.e.c. .....	11	6	9 169	3 371	172.0	706	308	129.2	25	12
<b>554</b>	<b>Gasoline service stations</b> .....	<b>204</b>	<b>214</b>	<b>286 345</b>	<b>179 436</b>	<b>59.6</b>	<b>21 291</b>	<b>16 510</b>	<b>29.0</b>	<b>1 262</b>	<b>1 197</b>
<b>56</b>	<b>Apparel and accessory stores</b> .....	<b>294</b>	<b>260</b>	<b>250 307</b>	<b>193 111</b>	<b>29.6</b>	<b>31 144</b>	<b>24 552</b>	<b>26.8</b>	<b>2 307</b>	<b>2 279</b>
561	Men's and boys' clothing and accessory stores .....	42	36	30 747	15 478	98.6	3 864	2 321	66.5	225	154
562, 3	Women's clothing and specialty stores .....	108	83	45 144	28 492	58.4	5 654	4 055	39.4	689	475
562	Women's clothing stores .....	90	69	37 568	22 155	69.6	4 154	2 799	48.4	630	371
563	Women's accessory and specialty stores .....	18	14	7 576	6 337	19.6	1 500	1 256	19.4	59	104
565	Family clothing stores .....	49	52	136 624	119 343	14.5	16 240	13 919	16.7	943	1 290
566	Shoe stores .....	65	58	29 986	22 516	33.2	4 161	3 379	23.1	339	260
566 pt.	Men's shoe stores .....	—	—	—	—	—	—	—	—	—	—
566 pt.	Women's shoe stores .....	9	12	(D)	3 677	(D)	(D)	549	(D)	BB	59
566 pt.	Children's and juveniles' shoe stores .....	—	—	—	—	—	—	—	—	—	—
566 pt.	Family shoe stores .....	42	27	16 595	(D)	(D)	2 245	(D)	(D)	166	CC
566 pt.	Athletic footwear stores .....	14	19	(D)	(D)	(D)	(D)	(D)	(D)	CC	BB
564, 9	Other apparel and accessory stores .....	30	31	7 806	7 282	7.2	1 225	878	39.5	111	100
564	Children's and infants' wear stores .....	13	12	3 889	4 117	-5.5	532	536	-7	50	50
569	Miscellaneous apparel and accessory stores .....	17	19	3 917	3 165	23.8	693	342	102.6	61	50
<b>57</b>	<b>Furniture and home furnishings stores</b> .....	<b>222</b>	<b>207</b>	<b>168 784</b>	<b>109 266</b>	<b>54.5</b>	<b>24 846</b>	<b>15 286</b>	<b>62.5</b>	<b>1 287</b>	<b>952</b>
5712	Furniture stores .....	50	46	52 847	33 455	58.0	8 554	5 442	57.2	389	257
5713, 4, 9	Home furnishings stores .....	78	68	43 997	27 383	60.7	6 619	4 112	61.0	360	298
5713	Floor covering stores .....	25	29	19 921	15 431	29.1	2 961	2 229	32.8	124	111
5714	Drapery, curtain, and upholstery stores .....	3	5	572	1 011	-43.4	130	269	-51.7	9	19
5719	Miscellaneous home furnishings stores .....	50	34	23 504	10 941	114.8	3 528	1 614	118.6	227	168
572	Household appliance stores .....	10	10	7 881	7 710	2.2	812	982	-17.3	53	50
573	Radio, television, computer, and music stores .....	84	83	64 059	40 718	57.3	8 861	4 750	86.5	485	347
5731	Radio, television, and electronics stores .....	28	36	26 411	19 726	33.9	3 381	2 138	58.1	167	149
5734	Computer and software stores .....	20	10	15 413	7 381	108.8	3 106	805	285.8	98	45
5735	Record and prerecorded tape stores .....	22	23	16 449	8 844	86.0	1 734	1 070	62.1	162	98
5736	Musical instrument stores .....	14	14	5 786	4 767	21.4	640	737	-13.2	58	55
<b>58</b>	<b>Eating and drinking places</b> .....	<b>1 147</b>	<b>1 022</b>	<b>654 440</b>	<b>458 667</b>	<b>42.7</b>	<b>180 749</b>	<b>119 351</b>	<b>51.4</b>	<b>14 055</b>	<b>13 121</b>
5812	Eating places .....	915	808	562 888	391 844	43.7	158 506	105 797	49.8	12 336	11 915
5812 pt.	Restaurants .....	423	410	213 235	154 442	38.1	58 958	41 827	41.0	5 080	5 046
5812 pt.	Cafeterias .....	12	13	8 002	7 210	11.0	1 934	1 725	12.1	188	230
5812 pt.	Refreshment places .....	342	303	183 269	125 000	46.6	43 200	30 674	40.8	4 308	4 625
5812 pt.	Other eating places .....	138	82	158 382	109 731	44.3	54 414	32 496	67.4	2 760	2 145
5813	Drinking places .....	232	214	91 552	66 823	37.0	22 243	13 554	64.1	1 719	1 206

See footnotes at end of table.

**Table 3. Comparative Statistics for the State: 1992 and 1987 —Con.**

[Includes only establishments with payroll. For meaning of abbreviations and symbols, see introductory text. For explanation of terms and comparability of 1987 and 1992 censuses, see appendix A]

SIC code	Kind of business	Establishments		Sales			Annual payroll			Paid employees for pay period including March 12	
		1992 (number)	1987 (number)	1992 (\$1,000)	1987 (\$1,000)	Percent change 1987 to 1992	1992 (\$1,000)	1987 (\$1,000)	Percent change 1987 to 1992	1992 (number)	1987 (number)
<b>591</b>	<b>Drug and proprietary stores -----</b>	<b>46</b>	<b>55</b>	<b>154 611</b>	<b>125 671</b>	<b>23.0</b>	<b>18 467</b>	<b>14 851</b>	<b>24.3</b>	<b>862</b>	<b>877</b>
591 pt.	Drug stores -----	45	54	(D)	(D)	(D)	(D)	(D)	(D)	FF	FF
591 pt.	Proprietary stores -----	1	1	(D)	(D)	(D)	(D)	(D)	(D)	AA	AA
<b>59 ex. 591</b>	<b>Miscellaneous retail stores -----</b>	<b>960</b>	<b>886</b>	<b>535 796</b>	<b>397 920</b>	<b>34.6</b>	<b>69 866</b>	<b>50 316</b>	<b>38.9</b>	<b>4 375</b>	<b>3 973</b>
592	Liquor stores -----	132	135	111 389	81 384	36.9	9 805	8 681	12.9	584	642
593	Used merchandise stores -----	53	25	13 648	6 112	123.3	3 444	1 234	179.1	258	145
594	Miscellaneous shopping goods stores -----	492	451	242 486	155 870	55.6	33 350	21 654	54.0	2 325	1 967
5941	Sporting goods stores and bicycle shops -----	86	63	73 055	47 794	52.9	9 947	6 371	56.1	584	483
5941 pt.	General line sporting goods stores -----	38	33	44 874	35 590	26.1	6 192	4 408	40.5	364	354
5941 pt.	Specialty line sporting goods stores -----	48	30	28 181	12 204	130.9	3 755	1 963	91.3	220	129
5942	Book stores -----	50	65	25 319	16 144	56.8	3 316	1 950	70.1	272	215
5944	Jewelry stores -----	70	65	36 541	26 393	38.4	5 589	4 147	34.8	412	347
5943, 5, 6, 7, 8, 9	Other miscellaneous shopping goods stores ---	286	258	107 571	65 539	64.1	14 498	9 186	57.8	1 057	922
5943	Stationery stores -----	12	8	(D)	3 530	(D)	(D)	600	(D)	BB	40
5945	Hobby, toy, and game shops -----	32	30	14 521	7 789	86.4	1 759	883	99.2	146	113
5946	Camera and photographic supply stores -----	10	14	5 177	5 518	-6.2	820	979	-16.2	51	67
5947	Gift, novelty, and souvenir shops -----	193	164	67 612	37 490	80.3	9 041	5 097	77.4	563	509
5948	Luggage and leather goods stores -----	3	4	(D)	952	(D)	(D)	146	(D)	AA	8
5949	Sewing, needlework, and piece goods stores -	36	38	15 487	10 260	50.9	1 982	1 481	33.8	234	185
596	Nonstore retailers -----	52	47	31 202	39 208	-20.4	5 592	5 150	8.6	249	311
5961	Catalog and mail-order houses -----	12	20	4 889	22 106	-77.9	637	1 923	-66.9	37	163
5962	Automatic merchandising machine operators ---	17	16	19 928	14 487	37.6	3 708	2 772	33.8	142	128
5963	Direct selling establishments -----	23	11	6 385	13 215	98.6	1 247	1 569	119.2	70	29
598	Fuel dealers -----	52	66	80 951	78 452	3.2	7 581	6 995	8.4	290	355
5983	Fuel oil dealers -----	40	49	71 479	68 465	4.4	6 695	5 139	30.3	251	264
5984	Liquefied petroleum gas (bottled gas) dealers --	11	16	(D)	(D)	(D)	(D)	(D)	(D)	BB	BB
5989	Fuel dealers, n.e.c. -----	1	1	(D)	(D)	(D)	(D)	(D)	(D)	AA	AA
5992	Florists -----	58	58	14 817	9 045	63.8	2 796	1 620	72.6	236	192
5993	Tobacco stores and stands -----	2	3	(D)	(D)	(D)	(D)	(D)	(D)	AA	AA
5994	News dealers and newsstands -----	1	3	(D)	(D)	(D)	(D)	(D)	(D)	AA	AA
5995	Optical goods stores -----	36	30	11 320	5 488	106.3	2 496	1 460	71.0	118	68
5999	Miscellaneous retail stores, n.e.c. -----	82	68	(D)	20 732	(D)	(D)	3 355	(D)	EE	272
5999 pt.	Pet shops -----	19	15	8 726	4 053	115.3	1 201	697	72.3	114	83
5999 pt.	Art dealers -----	19	17	9 573	3 445	177.9	1 258	548	129.6	73	45
5999 pt.	Other miscellaneous retail stores, n.e.c. -----	44	36	(D)	13 234	(D)	(D)	2 110	(D)	CC	144

<sup>1</sup>Includes sales from catalog order desks.

<sup>2</sup>Includes data for leased departments operated within department stores. Data for this line not included in broader kind-of-business totals.

**Table 4. Summary Statistics for Boroughs and Census Areas and for Places With 2,500**

[Includes only establishments with payroll. For meaning of abbreviations and symbols, see introductory text. For explanation of terms and comparability of 1987 and 1992 censuses, see

Geographic area	Estab-lish-ments (number)	Sales (\$1,000)	Annual payroll (\$1,000)	First-quarter payroll (\$1,000)	Paid employees for pay period including March 12 (number)	Kind-of-business groups					
						Building materials and garden supplies stores (SIC 52)		General merchandise stores (SIC 53)		Food stores (SIC 54)	
						Number	Sales (\$1,000)	Number	Sales (\$1,000)	Number	Sales (\$1,000)
<b>1 Alaska -----</b>	<b>3 693</b>	<b>4 981 919</b>	<b>670 639</b>	<b>153 825</b>	<b>39 471</b>	<b>132</b>	<b>288 185</b>	<b>123</b>	<b>703 676</b>	<b>374</b>	<b>1 155 641</b>
2 Aleutians East Borough ▲ -----	11	6 568	1 313	299	86	—	—	1	(D)	3	(D)
3 Aleutians West Census Area ▲ -----	21	23 829	3 254	719	257	1	(D)	4	(D)	3	(D)
4 Unalaska -----	2	(D)	(D)	(D)	AA	—	—	—	—	—	—
5 Balance of census area -----	19	(D)	(D)	(D)	EE	1	(D)	4	(D)	3	(D)
6 Anchorage Borough -----	1 474	2 572 741	340 398	79 339	19 569	37	133 729	15	450 658	108	458 987
7 Anchorage -----	1 474	2 572 741	340 398	79 339	19 569	37	133 729	15	450 658	108	458 987
8 Bethel Census Area -----	58	56 228	7 078	1 646	718	3	1 179	14	17 378	21	29 249
9 Bethel -----	20	33 449	4 258	973	373	1	(D)	2	(D)	3	(D)
10 Balance of census area -----	38	22 779	2 820	673	345	2	(D)	12	(D)	18	(D)
11 Bristol Bay Borough -----	15	9 025	1 217	248	74	1	(D)	1	(D)	3	(D)
12 Denali Borough ▲ -----	8	3 199	420	47	20	—	—	—	—	1	(D)
13 Dillingham Census Area -----	19	22 015	2 778	568	234	2	(D)	2	(D)	6	(D)
14 Fairbanks North Star Borough -----	432	690 128	86 971	20 277	5 411	19	35 412	10	113 688	28	123 914
15 Fairbanks -----	273	506 359	65 137	15 348	3 864	11	31 227	5	(D)	12	101 355
16 Balance of borough -----	159	183 769	21 834	4 929	1 547	8	4 185	5	(D)	16	22 559
17 Haines Borough -----	31	14 620	2 292	494	131	3	2 431	2	(D)	4	(D)
18 Juneau Borough -----	235	282 961	40 996	9 034	2 291	6	13 359	6	(D)	11	54 842
19 Juneau -----	235	282 961	40 996	9 034	2 291	6	13 359	6	(D)	11	54 842
20 Kenai Peninsula Borough -----	351	317 363	39 732	8 329	2 355	16	32 710	14	9 091	29	100 371
21 Homer -----	12	18 698	2 090	454	112	—	—	—	—	2	(D)
22 Kenai -----	72	86 082	12 059	2 516	602	5	11 427	2	(D)	3	(D)
23 Seward -----	11	12 112	1 622	300	81	—	—	—	—	1	(D)
24 Soldotna -----	24	19 785	2 012	457	125	—	—	—	—	4	(D)
25 Balance of borough -----	232	180 686	21 949	4 602	1 435	11	21 283	12	(D)	22	(D)
26 Ketchikan Gateway Borough -----	145	148 421	23 391	5 312	1 296	7	13 216	4	8 133	10	44 591
27 Ketchikan -----	137	144 614	22 915	5 178	1 266	7	13 216	4	8 133	8	(D)
28 Balance of borough -----	8	3 807	476	134	30	—	—	—	—	2	(D)
29 Kodiak Island Borough -----	94	92 548	13 173	3 054	740	5	10 165	2	(D)	11	(D)
30 Kodiak -----	81	88 151	12 356	2 855	674	4	(D)	2	(D)	7	(D)
31 Balance of borough -----	13	4 397	817	199	66	1	(D)	—	—	4	(D)
32 Lake and Peninsula Borough ▲ -----	7	1 832	170	54	16	—	—	4	(D)	1	(D)
33 Matanuska-Susitna Borough -----	210	296 880	34 074	7 466	1 878	13	20 394	3	5 817	21	88 883
34 Palmer -----	6	3 904	520	114	58	—	—	—	—	—	—
35 Wasilla -----	35	86 960	9 973	2 105	436	2	(D)	—	—	3	(D)
36 Balance of borough -----	169	206 016	23 581	5 247	1 384	11	(D)	3	5 817	18	(D)
37 Nome Census Area -----	53	36 893	4 814	1 113	438	2	(D)	3	1 793	22	20 720
38 Nome -----	7	3 775	440	94	36	—	—	—	—	1	(D)
39 Balance of census area -----	46	33 118	4 374	1 019	402	2	(D)	3	1 793	21	(D)
40 North Slope Borough -----	43	69 864	20 108	5 175	739	1	(D)	7	(D)	6	17 566
41 Barrow -----	8	18 135	4 248	1 280	264	1	(D)	2	(D)	1	(D)
42 Balance of borough -----	35	51 729	15 860	3 895	475	—	—	5	(D)	5	(D)
43 Northwest Arctic Borough -----	29	29 788	5 644	1 245	277	—	—	4	(D)	12	13 704
44 Kotzebue -----	9	10 846	3 058	649	116	—	—	—	—	3	(D)
45 Balance of borough -----	20	18 942	2 586	596	161	—	—	4	(D)	9	(D)
46 Prince of Wales-Outer Ketchikan Census Area -----	40	24 127	3 076	727	233	1	(D)	4	1 157	8	11 775
47 Sitka Borough -----	83	75 130	11 502	2 731	661	3	(D)	3	(D)	4	(D)
48 Sitka -----	83	75 130	11 502	2 731	661	3	(D)	3	(D)	4	(D)
49 Skagway-Yakutat-Angoon Census Area -----	56	24 332	3 705	575	246	1	(D)	—	—	8	8 515
50 Southeast Fairbanks Census Area -----	40	25 499	2 587	595	199	2	(D)	3	(D)	5	6 450
51 Valdez-Cordova Census Area -----	89	64 730	8 576	1 803	583	6	3 391	1	(D)	9	25 960
52 Valdez -----	35	34 519	4 480	1 003	308	2	(D)	—	—	3	14 550
53 Balance of census area -----	54	30 211	4 096	800	275	4	(D)	1	(D)	6	11 410
54 Wade Hampton Census Area -----	30	24 856	2 668	642	292	—	—	9	6 959	14	15 956
55 Wrangell-Petersburg Census Area -----	73	50 840	8 658	1 834	538	2	(D)	1	(D)	8	25 625
56 Petersburg -----	36	26 505	4 249	876	237	1	(D)	—	—	3	(D)
57 Balance of census area -----	37	24 335	4 409	958	301	1	(D)	1	(D)	5	(D)
58 Yukon-Koyukuk Census Area -----	46	17 502	2 044	499	189	1	(D)	6	1 479	18	8 162



# Inhabitants or More: 1992

appendix A. For information on geographic areas followed by ▲, see appendix F]

Kind-of-business groups — Con.														
Automotive dealers (SIC 55 ex. 554)		Gasoline service stations (SIC 554)		Apparel and accessory stores (SIC 56)		Furniture and homefurnishings stores (SIC 57)		Eating and drinking places (SIC 58)		Drug and proprietary stores (SIC 591)		Miscellaneous retail stores (SIC 59 ex. 591)		
Number	Sales (\$1,000)	Number	Sales (\$1,000)	Number	Sales (\$1,000)	Number	Sales (\$1,000)	Number	Sales (\$1,000)	Number	Sales (\$1,000)	Number	Sales (\$1,000)	
191	784 134	204	286 345	294	250 307	222	168 784	1 147	654 440	46	154 611	960	535 796	1
-	-	-	-	-	-	-	-	7	1655	-	-	-	-	2
2	(D)	-	-	-	-	-	-	10	5314	-	-	1	(D)	3
2	(D)	-	-	-	-	-	-	1	(D)	-	-	1	(D)	4
-	-	-	-	-	-	-	-	9	(D)	-	-	-	-	5
72	435 203	70	138 236	148	168 268	107	95 071	510	363 523	16	81 487	391	247 579	6
72	435 203	70	138 236	148	168 268	107	95 071	510	363 523	16	81 487	391	247 579	7
4	2 079	3	1 400	-	-	1	(D)	7	1 219	-	-	5	(D)	8
2	(D)	-	-	-	-	1	(D)	7	1 219	-	-	4	(D)	9
2	(D)	3	1 400	-	-	-	-	-	-	-	-	1	(D)	10
-	-	1	(D)	1	(D)	-	-	4	1 344	-	-	4	(D)	11
-	-	2	(D)	-	-	-	-	3	1 429	-	-	2	(D)	12
-	-	2	(D)	-	-	1	(D)	4	(D)	-	-	2	(D)	13
29	142 755	26	45 690	31	22 744	37	27 214	120	73 084	7	22 848	125	82 779	14
19	137 751	18	32 067	26	20 269	29	23 530	79	52 493	6	(D)	68	(D)	15
10	5 004	8	13 623	5	2 475	8	3 684	41	20 591	1	(D)	57	(D)	16
3	1 221	2	(D)	1	(D)	1	(D)	7	1 540	-	-	8	(D)	17
14	40 227	7	10 418	23	11 699	18	16 444	66	32 395	4	10 690	80	(D)	18
14	40 227	7	10 418	23	11 699	18	16 444	66	32 395	4	10 690	80	(D)	19
22	38 381	33	29 368	23	13 148	19	9 318	112	38 196	6	14 901	77	31 879	20
1	(D)	-	-	-	-	3	(D)	3	251	-	-	3	(D)	21
4	(D)	8	6 689	8	4 799	3	1 803	21	6 805	-	-	18	9 864	22
-	-	1	(D)	1	(D)	1	(D)	4	1 635	-	-	3	(D)	23
3	(D)	1	(D)	2	(D)	2	(D)	5	(D)	-	-	10	3 557	24
14	(D)	23	(D)	12	(D)	10	(D)	79	(D)	6	14 901	43	3 557	25
6	13 543	6	5 720	15	11 188	13	6 773	37	14 256	4	4 557	43	26 444	26
6	13 543	5	(D)	15	11 188	13	6 773	34	(D)	4	4 557	41	(D)	27
-	-	1	(D)	-	-	-	-	3	(D)	-	-	2	(D)	28
4	(D)	5	7 184	6	1 116	6	2 274	31	11 270	1	(D)	23	(D)	29
4	(D)	4	(D)	6	1 116	6	2 274	25	9 661	1	(D)	22	(D)	30
-	-	1	(D)	-	-	-	-	6	1 609	-	-	1	(D)	31
-	-	-	-	-	-	-	-	1	(D)	-	-	1	(D)	32
19	95 090	17	20 709	19	10 008	11	5 261	59	19 843	2	(D)	46	(D)	33
1	(D)	1	(D)	-	-	-	-	2	(D)	1	(D)	1	(D)	34
5	(D)	3	4 682	2	(D)	2	(D)	9	2 783	-	-	9	(D)	35
13	(D)	13	(D)	17	(D)	9	(D)	48	(D)	1	(D)	36	(D)	36
1	(D)	-	-	1	(D)	-	-	12	4 124	-	-	12	9 342	37
1	(D)	-	-	1	(D)	-	-	3	955	-	-	3	(D)	38
-	-	-	-	-	-	-	-	9	3 169	-	-	9	(D)	39
-	-	1	(D)	-	-	-	-	28	40 213	-	-	-	-	40
-	-	1	(D)	-	-	-	-	4	1 829	-	-	-	-	41
-	-	-	-	-	-	-	-	24	38 384	-	-	-	-	42
-	-	3	(D)	-	-	-	-	7	(D)	-	-	3	(D)	43
-	-	-	-	-	-	-	-	6	(D)	-	-	-	-	44
-	-	3	(D)	-	-	-	-	1	(D)	-	-	3	(D)	45
-	-	2	(D)	3	461	2	(D)	8	3 187	-	-	12	5 108	46
6	2 960	1	(D)	7	5 126	5	4 874	22	9 063	2	(D)	30	16 937	47
6	2 960	1	(D)	7	5 126	5	4 874	22	9 063	2	(D)	30	16 937	48
-	-	2	(D)	1	(D)	-	-	20	5 485	-	-	24	7 878	49
1	(D)	6	8 808	1	(D)	-	-	11	2 905	-	-	11	(D)	50
2	(D)	7	8 694	7	2 363	-	-	30	9 291	2	(D)	25	12 285	51
1	(D)	3	(D)	2	(D)	-	-	10	3 919	1	(D)	13	7 620	52
1	(D)	4	(D)	5	(D)	-	-	20	5 372	1	(D)	12	4 665	53
-	-	2	(D)	-	-	-	-	2	(D)	-	-	3	(D)	54
5	2 983	2	(D)	6	2 283	1	(D)	20	6 433	2	(D)	26	(D)	55
3	(D)	2	(D)	3	1 363	1	(D)	10	3 505	-	-	13	3 248	56
2	(D)	-	-	3	920	-	-	10	2 928	2	(D)	13	(D)	57
1	(D)	4	1 220	1	(D)	-	-	9	2 420	-	-	6	2 369	58

**Table 5. Summary Statistics for Places With 350 Establishments or More: 1992**

[Includes only establishments with payroll. For meaning of abbreviations and symbols, see introductory text. For explanation of terms and comparability of 1987 and 1992 censuses, see appendix A. For information on geographic areas followed by ▲, see appendix F]

SIC code	Geographic area and kind of business	Estab- lishments (number)	Sales (\$1,000)	Annual payroll (\$1,000)	First- quarter payroll (\$1,000)	Paid employees for pay period including March 12 (number)
	<b>ANCHORAGE</b> (Coextensive with Anchorage, AK MSA; see table 7.)					

<sup>1</sup>Includes sales from catalog order desks.

<sup>2</sup>Includes data for leased departments operated within department stores. Data for this line not included in broader kind-of-business totals.

**Table 6. Summary Statistics for Boroughs and Census Areas With 350 Establishments or More: 1992**

[Includes only establishments with payroll. For meaning of abbreviations and symbols, see introductory text. For explanation of terms and comparability of 1987 and 1992 censuses, see appendix A. For information on geographic areas followed by ▲, see appendix F]

SIC code	Geographic area and kind of business	Estab- lishments (number)	Sales (\$1,000)	Annual payroll (\$1,000)	First- quarter payroll (\$1,000)	Paid employees for pay period including March 12 (number)
	<b>ANCHORAGE BOROUGH</b> (Coextensive with Anchorage, AK MSA; see table 7.)					
	<b>FAIRBANKS NORTH STAR BOROUGH</b>					
	<b>Retail trade</b> -----	<b>432</b>	<b>690 128</b>	<b>86 971</b>	<b>20 277</b>	<b>5 411</b>
<b>52</b>	<b>Building materials and garden supplies stores</b> -----	<b>19</b>	<b>35 412</b>	<b>4 694</b>	<b>1 030</b>	<b>196</b>
521, 3	Building materials and supply stores -----	14	29 831	4 020	894	171
525	Hardware stores -----	3	(D)	(D)	(D)	BB
526	Retail nurseries, lawn and garden supply stores -----	2	(D)	(D)	(D)	AA
527	Manufactured (mobile) home dealers -----	-	-	-	-	-
<b>53</b>	<b>General merchandise stores</b> -----	<b>10</b>	<b>113 688</b>	<b>13 204</b>	<b>2 963</b>	<b>746</b>
531	Department stores (incl. leased depts.) <sup>1 2</sup> -----	4	(D)	(NA)	(NA)	(NA)
531	Department stores (excl. leased depts.) <sup>1</sup> -----	4	(D)	(D)	(D)	FF
533	Variety stores -----	1	(D)	(D)	(D)	BB
539	Miscellaneous general merchandise stores -----	5	(D)	(D)	(D)	BB
<b>54</b>	<b>Food stores</b> -----	<b>28</b>	<b>123 914</b>	<b>13 580</b>	<b>3 654</b>	<b>793</b>
541	Grocery stores -----	23	122 053	13 320	3 597	758
542	Meat and fish (seafood) markets -----	1	(D)	(D)	(D)	AA
546	Retail bakeries -----	1	(D)	(D)	(D)	AA
543, 4, 5, 9	Other food stores -----	3	(D)	(D)	(D)	BB
<b>55 ex. 554</b>	<b>Automotive dealers</b> -----	<b>29</b>	<b>142 755</b>	<b>14 532</b>	<b>3 297</b>	<b>482</b>
551	New and used car dealers -----	8	114 071	11 508	2 555	362
552	Used car dealers -----	3	(D)	(D)	(D)	AA
553	Auto and home supply stores -----	11	(D)	(D)	(D)	BB
555, 6, 7, 9	Miscellaneous automotive dealers -----	7	15 315	1 072	243	42
<b>554</b>	<b>Gasoline service stations</b> -----	<b>26</b>	<b>45 690</b>	<b>3 080</b>	<b>679</b>	<b>208</b>
<b>56</b>	<b>Apparel and accessory stores</b> -----	<b>31</b>	<b>22 744</b>	<b>2 461</b>	<b>584</b>	<b>185</b>
561	Men's and boys' clothing and accessory stores -----	6	4 332	441	91	23
562, 3	Women's clothing and specialty stores -----	12	4 167	374	71	48
562	Women's clothing stores -----	11	(D)	(D)	(D)	BB
563	Women's accessory and specialty stores -----	1	(D)	(D)	(D)	AA
565	Family clothing stores -----	3	(D)	(D)	(D)	BB
566	Shoe stores -----	8	(D)	(D)	(D)	BB
564, 9	Other apparel and accessory stores -----	2	(D)	(D)	(D)	AA
<b>57</b>	<b>Furniture and home furnishings stores</b> -----	<b>37</b>	<b>27 214</b>	<b>3 857</b>	<b>929</b>	<b>189</b>
5712	Furniture stores -----	7	(D)	(D)	(D)	BB
5713, 4, 9	Home furnishings stores -----	10	8 266	1 168	263	60
572	Household appliance stores -----	2	(D)	(D)	(D)	AA
573	Radio, television, computer, and music stores -----	18	12 756	1 850	456	89
<b>58</b>	<b>Eating and drinking places</b> -----	<b>120</b>	<b>73 084</b>	<b>18 890</b>	<b>4 197</b>	<b>1 867</b>
5812	Eating places -----	90	60 660	15 716	3 444	1 606
5812 pt.	Restaurants -----	48	31 756	8 563	1 893	841
5812 pt.	Cafeterias -----	1	(D)	(D)	(D)	BB
5812 pt.	Refreshment places -----	32	21 858	4 977	998	501
5812 pt.	Other eating places -----	9	(D)	(D)	(D)	CC
5813	Drinking places -----	30	12 424	3 174	753	261
<b>591</b>	<b>Drug and proprietary stores</b> -----	<b>7</b>	<b>22 848</b>	<b>2 507</b>	<b>640</b>	<b>99</b>

See footnotes at end of table.

**Table 6. Summary Statistics for Boroughs and Census Areas With 350 Establishments or More: 1992 — Con.**

[Includes only establishments with payroll. For meaning of abbreviations and symbols, see introductory text. For explanation of terms and comparability of 1987 and 1992 censuses, see appendix A. For information on geographic areas followed by ▲, see appendix F]

SIC code	Geographic area and kind of business	Estab- lishments (number)	Sales (\$1,000)	Annual payroll (\$1,000)	First- quarter payroll (\$1,000)	Paid employees for pay period including March 12 (number)
<b>FAIRBANKS NORTH STAR BOROUGH — Con.</b>						
<b>59 ex. 591</b>	<b>Miscellaneous retail stores -----</b>	<b>125</b>	<b>82 779</b>	<b>10 166</b>	<b>2 304</b>	<b>646</b>
592	Liquor stores -----	9	8 122	743	190	44
593	Used merchandise stores -----	6	(D)	(D)	(D)	AA
594	Miscellaneous shopping goods stores -----	72	32 039	4 750	1 058	378
5941	Sporting goods stores and bicycle shops -----	14	9 181	1 448	329	87
5942	Book stores -----	6	3 897	426	84	35
5944	Jewelry stores -----	12	4 579	818	197	73
5943, 5, 6, 7, 8, 9	Other miscellaneous shopping goods stores -----	40	14 382	2 058	448	183
596	Nonstore retailers -----	6	(D)	(D)	(D)	BB
598	Fuel dealers -----	6	26 858	1 507	378	58
5992	Florists -----	6	1 837	393	96	37
5993	Tobacco stores and stands -----	—	—	—	—	—
5994	News dealers and newsstands -----	—	—	—	—	—
5995	Optical goods stores -----	8	2 292	610	150	22
5999	Miscellaneous retail stores, n.e.c. -----	12	5 481	787	196	63
<b>KENAI PENINSULA BOROUGH</b>						
<b>Retail trade -----</b>		<b>351</b>	<b>317 363</b>	<b>39 732</b>	<b>8 329</b>	<b>2 355</b>
<b>52</b>	<b>Building materials and garden supplies stores -----</b>	<b>16</b>	<b>32 710</b>	<b>4 285</b>	<b>1 059</b>	<b>173</b>
521, 3	Building materials and supply stores -----	11	27 407	3 638	893	142
525	Hardware stores -----	3	(D)	(D)	(D)	AA
526	Retail nurseries, lawn and garden supply stores -----	1	(D)	(D)	(D)	AA
527	Manufactured (mobile) home dealers -----	1	(D)	(D)	(D)	AA
<b>53</b>	<b>General merchandise stores -----</b>	<b>14</b>	<b>9 091</b>	<b>926</b>	<b>200</b>	<b>82</b>
531	Department stores (incl. leased depts.) <sup>1 2</sup> -----	—	—	(NA)	(NA)	(NA)
531	Department stores (excl. leased depts.) <sup>1</sup> -----	—	—	—	—	—
533	Variety stores -----	2	(D)	(D)	(D)	AA
539	Miscellaneous general merchandise stores -----	12	(D)	(D)	(D)	BB
<b>54</b>	<b>Food stores -----</b>	<b>29</b>	<b>100 371</b>	<b>10 247</b>	<b>2 215</b>	<b>507</b>
541	Grocery stores -----	20	98 328	10 029	2 187	487
542	Meat and fish (seafood) markets -----	3	914	69	—	6
546	Retail bakeries -----	—	—	—	—	—
543, 4, 5, 9	Other food stores -----	6	1 129	149	28	14
<b>55 ex. 554</b>	<b>Automotive dealers -----</b>	<b>22</b>	<b>38 381</b>	<b>3 893</b>	<b>901</b>	<b>169</b>
551	New and used car dealers -----	3	25 958	2 394	628	105
552	Used car dealers -----	2	(D)	(D)	(D)	AA
553	Auto and home supply stores -----	7	(D)	(D)	(D)	AA
555, 6, 7, 9	Miscellaneous automotive dealers -----	10	8 328	776	113	31
<b>554</b>	<b>Gasoline service stations -----</b>	<b>33</b>	<b>29 368</b>	<b>2 216</b>	<b>429</b>	<b>138</b>
<b>56</b>	<b>Apparel and accessory stores -----</b>	<b>23</b>	<b>13 148</b>	<b>1 373</b>	<b>343</b>	<b>119</b>
561	Men's and boys' clothing and accessory stores -----	4	1 940	145	32	10
562, 3	Women's clothing and specialty stores -----	5	(D)	(D)	(D)	BB
562	Women's clothing stores -----	4	(D)	(D)	(D)	BB
563	Women's accessory and specialty stores -----	1	(D)	(D)	(D)	AA
565	Family clothing stores -----	7	8 854	954	236	57
566	Shoe stores -----	5	(D)	(D)	(D)	BB
564, 9	Other apparel and accessory stores -----	2	(D)	(D)	(D)	AA
<b>57</b>	<b>Furniture and home furnishings stores -----</b>	<b>19</b>	<b>9 318</b>	<b>1 333</b>	<b>265</b>	<b>63</b>
5712	Furniture stores -----	4	3 931	622	126	20
5713, 4, 9	Home furnishings stores -----	8	2 628	440	82	25
572	Household appliance stores -----	1	(D)	(D)	(D)	AA
573	Radio, television, computer, and music stores -----	6	(D)	(D)	(D)	AA
<b>58</b>	<b>Eating and drinking places -----</b>	<b>112</b>	<b>38 196</b>	<b>9 162</b>	<b>1 570</b>	<b>786</b>
5812	Eating places -----	86	32 296	8 170	1 333	672
5812 pt.	Restaurants -----	45	16 904	4 232	600	349
5812 pt.	Cafeterias -----	—	—	—	—	—
5812 pt.	Refreshment places -----	36	13 873	3 514	628	305
5812 pt.	Other eating places -----	5	1 519	424	105	18
5813	Drinking places -----	26	5 900	992	237	114
<b>591</b>	<b>Drug and proprietary stores -----</b>	<b>6</b>	<b>14 901</b>	<b>1 731</b>	<b>431</b>	<b>70</b>

See footnotes at end of table.

**RETAIL TRADE—GEOGRAPHIC AREA SERIES**

**Table 6. Summary Statistics for Boroughs and Census Areas With 350 Establishments or More: 1992 — Con.**

[Includes only establishments with payroll. For meaning of abbreviations and symbols, see introductory text. For explanation of terms and comparability of 1987 and 1992 censuses, see appendix A. For information on geographic areas followed by ▲, see appendix F]

SIC code	Geographic area and kind of business	Estab- lishments (number)	Sales (\$1,000)	Annual payroll (\$1,000)	First- quarter payroll (\$1,000)	Paid employees for pay period including March 12 (number)
<b>KENAI PENINSULA BOROUGH — Con.</b>						
<b>59 ex. 591</b>	<b>Miscellaneous retail stores</b> .....	<b>77</b>	<b>31 879</b>	<b>4 566</b>	<b>916</b>	<b>248</b>
592	Liquor stores .....	13	8 836	896	193	52
593	Used merchandise stores .....	5	1 100	300	69	25
594	Miscellaneous shopping goods stores .....	41	12 681	1 543	268	106
5941	Sporting goods stores and bicycle shops .....	9	4 125	488	90	19
5942	Book stores .....	3	(D)	(D)	(D)	AA
5944	Jewelry stores .....	2	(D)	(D)	(D)	AA
5943, 5, 6, 7, 8, 9	Other miscellaneous shopping goods stores .....	27	6 937	923	143	71
596	Nonstore retailers .....	3	2 744	250	52	15
598	Fuel dealers .....	4	3 931	1 293	259	30
5992	Florists .....	7	1 811	181	46	13
5993	Tobacco stores and stands .....	—	—	—	—	—
5994	News dealers and newsstands .....	—	—	—	—	—
5995	Optical goods stores .....	2	(D)	(D)	(D)	AA
5999	Miscellaneous retail stores, n.e.c. ....	2	(D)	(D)	(D)	AA

<sup>1</sup>Includes sales from catalog order desks.

<sup>2</sup>Includes data for leased departments operated within department stores. Data for this line not included in broader kind-of-business totals.

**Table 7. Summary Statistics for Metropolitan Areas: 1992**

[Includes only establishments with payroll. For meaning of abbreviations and symbols, see introductory text. For explanation of terms and comparability of 1987 and 1992 censuses, see appendix A. For definitions of metropolitan areas (CMSA's, MSA's, and PMSA's), see appendix D]

SIC code	Geographic area and kind of business	Estab- lishments (number)	Sales (\$1,000)	Annual payroll (\$1,000)	First- quarter payroll (\$1,000)	Paid employees for pay period including March 12 (number)
<b>ANCHORAGE, AK MSA</b>						
<b>Retail trade</b> .....		<b>1 474</b>	<b>2 572 741</b>	<b>340 398</b>	<b>79 339</b>	<b>19 569</b>
<b>52</b>	<b>Building materials and garden supplies stores</b> .....	<b>37</b>	<b>133 729</b>	<b>16 701</b>	<b>4 047</b>	<b>561</b>
521, 3	Building materials and supply stores .....	26	119 289	14 950	3 628	487
525	Hardware stores .....	8	(D)	(D)	(D)	BB
526	Retail nurseries, lawn and garden supply stores .....	1	(D)	(D)	(D)	AA
527	Manufactured (mobile) home dealers .....	2	(D)	(D)	(D)	AA
<b>53</b>	<b>General merchandise stores</b> .....	<b>15</b>	<b>450 658</b>	<b>33 751</b>	<b>7 456</b>	<b>1 585</b>
531	Department stores (incl. leased depts.) <sup>1 2</sup> .....	4	(D)	(NA)	(NA)	(NA)
531	Department stores (excl. leased depts.) <sup>1</sup> .....	4	(D)	(D)	(D)	FF
533	Variety stores .....	2	(D)	(D)	(D)	BB
539	Miscellaneous general merchandise stores .....	9	(D)	(D)	(D)	FF
<b>54</b>	<b>Food stores</b> .....	<b>108</b>	<b>458 987</b>	<b>51 344</b>	<b>12 702</b>	<b>2 682</b>
541	Grocery stores .....	66	436 316	47 903	11 912	2 433
542	Meat and fish (seafood) markets .....	8	12 584	1 242	284	46
546	Retail bakeries .....	22	6 717	1 399	336	146
543, 4, 5, 9	Other food stores .....	12	3 370	800	170	57
<b>55 ex. 554</b>	<b>Automotive dealers</b> .....	<b>72</b>	<b>435 203</b>	<b>48 700</b>	<b>9 734</b>	<b>1 504</b>
551	New and used car dealers .....	14	350 794	38 716	7 873	1 056
552	Used car dealers .....	6	5 907	378	78	17
553	Auto and home supply stores .....	28	27 985	5 134	896	257
555, 6, 7, 9	Miscellaneous automotive dealers .....	24	50 517	4 472	887	174
<b>554</b>	<b>Gasoline service stations</b> .....	<b>70</b>	<b>138 236</b>	<b>9 115</b>	<b>2 098</b>	<b>495</b>
<b>56</b>	<b>Apparel and accessory stores</b> .....	<b>148</b>	<b>168 268</b>	<b>21 092</b>	<b>5 040</b>	<b>1 508</b>
561	Men's and boys' clothing and accessory stores .....	23	15 884	2 160	464	128
562, 3	Women's clothing and specialty stores .....	61	31 941	4 171	1 005	485
562	Women's clothing stores .....	50	25 052	2 774	662	438
563	Women's accessory and specialty stores .....	11	6 889	1 397	343	47
565	Family clothing stores .....	12	95 704	11 437	2 824	625
566	Shoe stores .....	36	21 007	2 794	622	212
564, 9	Other apparel and accessory stores .....	16	3 732	530	125	58
<b>57</b>	<b>Furniture and home furnishings stores</b> .....	<b>107</b>	<b>95 071</b>	<b>14 370</b>	<b>3 454</b>	<b>718</b>
5712	Furniture stores .....	27	33 499	5 576	1 472	246
5713, 4, 9	Home furnishings stores .....	38	24 291	3 735	838	197
572	Household appliance stores .....	4	2 308	307	73	18
573	Radio, television, computer, and music stores .....	38	34 973	4 752	1 071	257

See footnotes at end of table.

**Table 7. Summary Statistics for Metropolitan Areas: 1992 —Con.**

[Includes only establishments with payroll. For meaning of abbreviations and symbols, see introductory text. For explanation of terms and comparability of 1987 and 1992 censuses, see appendix A. For definitions of metropolitan areas (CMSA's, MSA's, and PMSA's), see appendix D]

SIC code	Geographic area and kind of business	Estab- lishments (number)	Sales (\$1,000)	Annual payroll (\$1,000)	First- quarter payroll (\$1,000)	Paid employees for pay period including March 12 (number)
<b>ANCHORAGE, AK MSA—Con.</b>						
<b>58</b>	<b>Eating and drinking places -----</b>	<b>510</b>	<b>363 523</b>	<b>103 291</b>	<b>24 955</b>	<b>7 980</b>
5812	Eating places -----	429	323 396	93 072	22 660	7 225
5812 pt.	Restaurants -----	177	113 114	33 333	7 934	2 688
5812 pt.	Cafeterias -----	8	(D)	(D)	(D)	CC
5812 pt.	Refreshment places -----	168	104 464	24 231	5 673	2 481
5812 pt.	Other eating places -----	76	(D)	(D)	(D)	GG
5813	Drinking places -----	81	40 127	10 219	2 295	755
<b>591</b>	<b>Drug and proprietary stores -----</b>	<b>16</b>	<b>81 487</b>	<b>8 997</b>	<b>2 263</b>	<b>439</b>
<b>59 ex. 591</b>	<b>Miscellaneous retail stores -----</b>	<b>391</b>	<b>247 579</b>	<b>33 037</b>	<b>7 590</b>	<b>2 097</b>
592	Liquor stores -----	46	52 928	3 780	934	200
593	Used merchandise stores -----	24	7 710	1 806	416	126
594	Miscellaneous shopping goods stores -----	196	128 916	17 184	3 792	1 202
5941	Sporting goods stores and bicycle shops -----	20	42 711	5 734	1 228	334
5942	Book stores -----	22	14 257	1 802	347	158
5944	Jewelry stores -----	34	19 905	2 935	731	213
5943, 5, 6, 7, 8, 9	Other miscellaneous shopping goods stores -----	110	52 043	6 713	1 486	497
596	Nonstore retailers -----	24	18 513	3 436	827	155
598	Fuel dealers -----	2	(D)	(D)	(D)	AA
5992	Florists -----	31	8 080	1 621	399	132
5993	Tobacco stores and stands -----	2	(D)	(D)	(D)	AA
5994	News dealers and newsstands -----	1	(D)	(D)	(D)	AA
5995	Optical goods stores -----	23	7 922	1 659	409	86
5999	Miscellaneous retail stores, n.e.c. -----	42	(D)	(D)	(D)	CC

<sup>1</sup>Includes sales from catalog order desks.

<sup>2</sup>Includes data for leased departments operated within department stores. Data for this line not included in broader kind-of-business totals.

**Table 8. Summary Statistics for the Area Outside Metropolitan Areas: 1992**

[Includes only establishments with payroll. For meaning of abbreviations and symbols, see introductory text. For explanation of terms and comparability of 1987 and 1992 censuses, see appendix A. For definitions of metropolitan areas (CMSA's, MSA's, and PMSA's), see appendix D]

SIC code	Kind of business	Estab- lishments (number)	Sales (\$1,000)	Annual payroll (\$1,000)	First- quarter payroll (\$1,000)	Paid employees for pay period including March 12 (number)
	<b>Retail trade -----</b>	<b>2 219</b>	<b>2 409 178</b>	<b>330 241</b>	<b>74 486</b>	<b>19 902</b>
<b>52</b>	<b>Building materials and garden supplies stores -----</b>	<b>95</b>	<b>154 456</b>	<b>21 051</b>	<b>4 749</b>	<b>802</b>
521, 3	Building materials and supply stores -----	61	121 252	16 165	3 725	587
521	Lumber and other building materials dealers -----	50	114 405	14 590	3 375	537
523	Paint, glass, and wallpaper stores -----	11	6 847	1 575	350	50
525	Hardware stores -----	26	(D)	(D)	(D)	CC
526	Retail nurseries, lawn and garden supply stores -----	7	(D)	(D)	(D)	BB
527	Manufactured (mobile) home dealers -----	1	(D)	(D)	(D)	AA
<b>53</b>	<b>General merchandise stores -----</b>	<b>108</b>	<b>253 018</b>	<b>29 451</b>	<b>6 673</b>	<b>1 747</b>
531	Department stores (incl. leased depts.) <sup>1 2</sup> -----	6	(D)	(NA)	(NA)	(NA)
531	Department stores (excl. leased depts.) <sup>1</sup> -----	6	(D)	(D)	(D)	FF
533	Variety stores -----	12	(D)	(D)	(D)	CC
539	Miscellaneous general merchandise stores -----	90	(D)	(D)	(D)	FF
<b>54</b>	<b>Food stores -----</b>	<b>266</b>	<b>696 654</b>	<b>85 924</b>	<b>20 303</b>	<b>5 217</b>
541	Grocery stores -----	237	689 663	84 985	20 137	5 103
542	Meat and fish (seafood) markets -----	9	2 267	206	27	26
546	Retail bakeries -----	6	424	66	7	14
543, 4, 5, 9	Other food stores -----	14	4 300	667	132	74
543	Fruit and vegetable markets -----	2	(D)	(D)	(D)	AA
544	Candy, nut, and confectionery stores -----	3	(D)	(D)	(D)	AA
545	Dairy products stores -----	—	—	—	—	—
549	Miscellaneous food stores -----	9	3 469	491	101	53
<b>55 ex. 554</b>	<b>Automotive dealers -----</b>	<b>119</b>	<b>348 931</b>	<b>37 354</b>	<b>8 013</b>	<b>1 225</b>
551	New and used car dealers -----	22	257 366	25 908	5 488	773
552	Used car dealers -----	8	7 333	602	101	26
553	Auto and home supply stores -----	42	37 373	6 610	1 554	254
553 pt.	Auto parts, tires, and accessories stores -----	41	(D)	(D)	(D)	EE
553 pt.	Home and auto supply stores -----	1	(D)	(D)	(D)	AA
555, 6, 7, 9	Miscellaneous automotive dealers -----	47	46 859	4 234	870	172
555	Boat dealers -----	31	29 034	3 008	602	118
556	Recreational vehicle dealers -----	2	(D)	(D)	(D)	AA
557	Motorcycle dealers -----	6	10 250	636	141	33
559	Automotive dealers, n.e.c. -----	8	(D)	(D)	(D)	AA

See footnotes at end of table.

**RETAIL TRADE—GEOGRAPHIC AREA SERIES**

**ALASKA AK-19**

**Table 8. Summary Statistics for the Area Outside Metropolitan Areas: 1992 —Con.**

[Includes only establishments with payroll. For meaning of abbreviations and symbols, see introductory text. For explanation of terms and comparability of 1987 and 1992 censuses, see appendix A. For definitions of metropolitan areas (CMSA's, MSA's, and PMSA's), see appendix D]

SIC code	Kind of business	Estab- lishments (number)	Sales (\$1,000)	Annual payroll (\$1,000)	First- quarter payroll (\$1,000)	Paid employees for pay period including March 12 (number)
<b>554</b>	<b>Gasoline service stations</b> .....	<b>134</b>	<b>148 109</b>	<b>12 176</b>	<b>2 629</b>	<b>767</b>
<b>56</b>	<b>Apparel and accessory stores</b> .....	<b>146</b>	<b>82 039</b>	<b>10 052</b>	<b>2 303</b>	<b>799</b>
561	Men's and boys' clothing and accessory stores .....	19	14 863	1 704	346	97
562, 3	Women's clothing and specialty stores .....	47	13 203	1 483	308	204
562	Women's clothing stores .....	40	12 516	1 380	293	192
563	Women's accessory and specialty stores .....	7	687	103	15	12
565	Family clothing stores .....	37	40 920	4 803	1 176	318
566	Shoe stores .....	29	8 979	1 367	342	127
566 pt.	Men's shoe stores .....	—	—	—	—	—
566 pt.	Women's shoe stores .....	3	381	51	12	5
566 pt.	Children's and juveniles' shoe stores .....	—	—	—	—	—
566 pt.	Family shoe stores .....	21	(D)	(D)	(D)	BB
566 pt.	Athletic footwear stores .....	5	(D)	(D)	(D)	BB
564, 9	Other apparel and accessory stores .....	14	4 074	695	131	53
564	Children's and infants' wear stores .....	5	1 785	248	41	22
569	Miscellaneous apparel and accessory stores .....	9	2 289	447	90	31
<b>57</b>	<b>Furniture and homefurnishings stores</b> .....	<b>115</b>	<b>73 713</b>	<b>10 476</b>	<b>2 437</b>	<b>569</b>
5712	Furniture stores .....	23	19 348	2 978	696	143
5713, 4, 9	Homefurnishings stores .....	40	19 706	2 884	613	163
5713	Floor covering stores .....	14	11 639	1 785	393	82
5714	Drapery, curtain, and upholstery stores .....	—	—	—	—	—
5719	Miscellaneous homefurnishings stores .....	26	8 067	1 099	220	81
572	Household appliance stores .....	6	5 573	505	120	35
573	Radio, television, computer, and music stores .....	46	29 086	4 109	1 008	228
5731	Radio, television, and electronics stores .....	20	10 844	1 202	301	82
5734	Computer and software stores .....	9	9 470	1 813	441	53
5735	Record and prerecorded tape stores .....	10	6 860	858	213	74
5736	Musical instrument stores .....	7	1 912	236	53	19
<b>58</b>	<b>Eating and drinking places</b> .....	<b>637</b>	<b>290 917</b>	<b>77 458</b>	<b>16 904</b>	<b>6 075</b>
5812	Eating places .....	486	239 492	65 434	14 190	5 111
5812 pt.	Restaurants .....	246	100 121	25 625	5 269	2 392
5812 pt.	Cafeterias .....	4	(D)	(D)	(D)	BB
5812 pt.	Refreshment places .....	174	78 805	18 969	3 900	1 827
5812 pt.	Other eating places .....	62	(D)	(D)	(D)	FF
5813	Drinking places .....	151	51 425	12 024	2 714	964
<b>591</b>	<b>Drug and proprietary stores</b> .....	<b>30</b>	<b>73 124</b>	<b>9 470</b>	<b>2 438</b>	<b>423</b>
591 pt.	Drug stores .....	30	73 124	9 470	2 438	423
591 pt.	Proprietary stores .....	—	—	—	—	—
<b>59 ex. 591</b>	<b>Miscellaneous retail stores</b> .....	<b>569</b>	<b>288 217</b>	<b>36 829</b>	<b>8 037</b>	<b>2 278</b>
592	Liquor stores .....	86	58 461	6 025	1 437	384
593	Used merchandise stores .....	29	5 938	1 638	345	132
594	Miscellaneous shopping goods stores .....	296	113 570	16 166	3 268	1 123
5941	Sporting goods stores and bicycle shops .....	56	30 344	4 213	930	250
5941 pt.	General line sporting goods stores .....	28	18 782	2 633	555	129
5941 pt.	Specialty line sporting goods stores .....	28	11 562	1 580	375	121
5942	Book stores .....	28	11 062	1 514	312	114
5944	Jewelry stores .....	36	16 636	2 654	542	199
5943, 5, 6, 7, 8, 9	Other miscellaneous shopping goods stores .....	176	55 528	7 785	1 484	560
5943	Stationery stores .....	9	2 929	656	149	38
5945	Hobby, toy, and game shops .....	14	3 608	476	95	51
5946	Camera and photographic supply stores .....	5	(D)	(D)	(D)	BB
5947	Gift, novelty, and souvenir shops .....	127	41 001	5 604	973	351
5948	Luggage and leather goods stores .....	1	(D)	(D)	(D)	AA
5949	Sewing, needlework, and piece goods stores .....	20	6 334	800	204	99
596	Nonstore retailers .....	28	12 689	2 156	454	94
5961	Catalog and mail-order houses .....	7	2 779	328	74	19
5962	Automatic merchandising machine operators .....	8	6 776	1 404	279	52
5963	Direct selling establishments .....	13	3 134	424	101	23
598	Fuel dealers .....	50	(D)	(D)	(D)	EE
5983	Fuel oil dealers .....	40	71 479	6 695	1 571	251
5984	Liquefied petroleum gas (bottled gas) dealers .....	9	(D)	(D)	(D)	BB
5989	Fuel dealers, n.e.c. .....	1	(D)	(D)	(D)	AA
5992	Florists .....	27	6 737	1 175	302	104
5993	Tobacco stores and stands .....	—	—	—	—	—
5994	News dealers and newsstands .....	—	—	—	—	—
5995	Optical goods stores .....	13	3 398	837	202	32
5999	Miscellaneous retail stores, n.e.c. .....	40	(D)	(D)	(D)	CC
5999 pt.	Pet shops .....	12	5 091	674	168	68
5999 pt.	Art dealers .....	6	2 869	404	86	27
5999 pt.	Other miscellaneous retail stores, n.e.c. .....	22	(D)	(D)	(D)	BB

<sup>1</sup>Includes sales from catalog order desks.

<sup>2</sup>Includes data for leased departments operated within department stores. Data for this line not included in broader kind-of-business totals.

**Table 9. Places With 2,500 Inhabitants or More Ranked by Volume of Sales: 1992**

[Includes only establishments with payroll. For meaning of abbreviations and symbols, see introductory text. For explanation of terms and comparability of 1987 and 1992 censuses, see appendix A. For information on geographic areas followed by ▲, see appendix F]

Geographic area	Rank <sup>1</sup>	Sales (\$1,000)	Cumulative		Geographic area	Rank <sup>1</sup>	Sales (\$1,000)	Cumulative	
			Sales (\$1,000)	Percent of State total				Sales (\$1,000)	Percent of State total
<b>Alaska</b> .....	<b>(X)</b>	<b>4 981 919</b>	<b>4 981 919</b>	<b>100.0</b>	<b>Alaska—Con.</b>				
Anchorage .....	1	2 572 741	2 572 741	51.6	Petersburg .....	11	26 505	3 937 471	79.0
Fairbanks .....	2	506 359	3 079 100	61.8	Soldotna .....	12	19 785	3 957 256	79.4
Juneau .....	3	282 961	3 362 061	67.5	Homer .....	13	18 698	3 975 954	79.8
Ketchikan .....	4	144 614	3 506 675	70.4	Barrow .....	14	18 135	3 994 089	80.2
Kodiak .....	5	88 151	3 594 826	72.2	Seward .....	15	12 112	4 006 201	80.4
Wasilla .....	6	86 960	3 681 786	73.9	Kotzebue .....	16	10 846	4 017 047	80.6
Kenai .....	7	86 082	3 767 868	75.6	Palmer .....	17	3 904	4 020 951	80.7
Sitka .....	8	75 130	3 842 998	77.1	Nome .....	18	3 775	4 024 726	80.8
Valdez .....	9	34 519	3 877 517	77.8	Unalaska .....	(X)	(D)	(X)	(X)
Bethel .....	10	33 449	3 910 966	78.5					

<sup>1</sup>Places with suppressed sales (if applicable) are listed at end of table rather than by rank to avoid disclosing data for individual companies.

**Table 10. Boroughs and Census Areas Ranked by Volume of Sales: 1992**

[Includes only establishments with payroll. For meaning of abbreviations and symbols, see introductory text. For explanation of terms and comparability of 1987 and 1992 censuses, see appendix A. For information on geographic areas followed by ▲, see appendix F]

Geographic area	Rank <sup>1</sup>	Sales (\$1,000)	Cumulative		Geographic area	Rank <sup>1</sup>	Sales (\$1,000)	Cumulative	
			Sales (\$1,000)	Percent of State total				Sales (\$1,000)	Percent of State total
<b>Alaska</b> .....	<b>(X)</b>	<b>4 981 919</b>	<b>4 981 919</b>	<b>100.0</b>	<b>Alaska—Con.</b>				
Anchorage .....	1	2 572 741	2 572 741	51.6	Northwest Arctic .....	14	29 788	4 784 515	96.0
Fairbanks North Star .....	2	690 128	3 262 869	65.5	Southeast Fairbanks .....	15	25 499	4 810 014	96.5
Kenai Peninsula .....	3	317 363	3 580 232	71.9	Wade Hampton .....	16	24 856	4 834 870	97.0
Matanuska-Susitna .....	4	296 880	3 877 112	77.8	Skagway-Yakutat-Angoon .....	17	24 332	4 859 202	97.5
Juneau .....	5	282 961	4 160 073	83.5	Prince of Wales-Outer Ketchikan .....	18	24 127	4 883 329	98.0
Ketchikan Gateway .....	6	148 421	4 308 494	86.5	Aleutians West ▲ .....	19	23 829	4 907 158	98.5
Kodiak Island .....	7	92 548	4 401 042	88.3	Dillingham .....	20	22 015	4 929 173	98.9
Sitka .....	8	75 130	4 476 172	89.8	Yukon-Koyukuk .....	21	17 502	4 946 675	99.3
North Slope .....	9	69 864	4 546 036	91.3	Haines .....	22	14 620	4 961 295	99.6
Valdez-Cordova .....	10	64 730	4 610 766	92.5	Bristol Bay .....	23	9 025	4 970 320	99.8
Bethel .....	11	56 228	4 666 994	93.7	Aleutians East ▲ .....	24	6 568	4 976 888	99.9
Wrangell-Petersburg .....	12	50 840	4 717 834	94.7	Denali ▲ .....	25	3 199	4 980 087	100.0
Nome .....	13	36 893	4 754 727	95.4	Lake and Peninsula ▲ .....	26	1 832	4 981 919	100.0

<sup>1</sup>Boroughs and census areas with suppressed sales (if applicable) are listed at end of table rather than by rank to avoid disclosing data for individual companies.

# Appendix A.

## General Explanation

### CENSUS COVERAGE AND METHODOLOGY

**Structure and method of enumeration.** Firms in the 1992 Census of Retail Trade were divided into the nonmail universe and mail universe. The coverage and the method of obtaining census information from each follow:

1. The nonmail universe consisted of firms which were not required to file a regular census return and included:
  - a. All nonemployers, i.e., all firms with no paid employment during 1992. Sales information for these firms was obtained from administrative records of other Federal agencies. Although consisting of many firms, nonemployers account for less than 5 percent of total retail sales.

The census included only those retail nonemployer firms which reported a sales volume of \$1,000 or more during 1992.

Data on nonemployers are provided in subsequent 1992 Census of Retail Trade reports; Non-employer Statistics (RC92-N-1) and Selected Statistics (RC92-SP-1).

- b. Selected small employers, i.e., single-establishment firms with payroll below a specified cutoff. (The term "employers" refers to all business firms with one or more paid employees at any time during 1992 as shown in the active administrative records of other Federal agencies.) Although the payroll cutoff varied by kind of business, small employers generally included firms with one to four employees and represented about 10 percent of total retail sales of establishments covered in the census.

Data on sales, payroll, and employment for employer firms below the payroll cutoff were derived or estimated from administrative records of other Federal agencies except for a sample of small employer firms. This sample was included in the mail universe.

2. The mail universe consisted of firms for which information was obtained by means of a mail canvass and included:
  - a. Large employers; i.e., all multiestablishment firms and all employer firms above the payroll size cutoff referred to in section 1b. Within this category, a report of company organization was conducted

periodically to identify firms which operated establishments at more than one location and to obtain information on payroll and mid-March employment at each location. The 1991 Report of Company Organization was used as a coverage check in the census. In the 1992 census, all multiestablishment firms were asked to notify the Census Bureau of any establishments for which a form was not received. Report forms were subsequently provided to the firms for these establishments.

- b. A sample of small employer firms referred to in section 1b. These firms were sent the census mailing packages containing the appropriate 1992 questionnaire. For the retail trade sector, the overall sample of small employer firms was 20.6 percent which varied by kind of business.

**Method of classifying kinds of business.** The retail trade classifications for all establishments were based on the *Standard Industrial Classification Manual: 1987*<sup>1</sup> (SIC). However, the method of assigning these classifications, and the level of detail at which establishments were classified, differed between the nonmail and mail universe as follows:

1. The nonmail universe.
  - a. Nonemployers were classified on the basis of information obtained from administrative records of other Federal agencies.
  - b. Selected small employers were classified on the basis of the most current census kind-of-business classification available from one of the Census Bureau's current sample surveys or the 1987 census. Otherwise, the classification was obtained from administrative records of other Federal agencies.

If the census or administrative record classifications proved inadequate (none corresponded to a 1992 census classification in the detail required for employers), the firm was sent a brief inquiry requesting information necessary to assign a 1992 census kind-of-business code.

<sup>1</sup>*Standard Industrial Classification Manual: 1987*. For sale by Superintendent of Documents, U.S. Government Printing Office, Washington, DC 20402. Stock No. 041-001-00314-2.



- Establishments in the mail universe were classified on the basis of their self-designation, answers to questions on sales by merchandise line, and other special inquiries.

## COMPARABILITY OF THE 1987 AND 1992 CENSUSES

The 1987 and 1992 censuses were conducted under similar conditions and procedures except for the following:

**Geographic areas.** The boundaries of a number of areas for which data are shown in the 1992 census are not the same as in the 1987 census because of annexations; other boundary changes; and redefinitions of metropolitan statistical areas (MSA's), primary metropolitan statistical areas (PMSA's), and consolidated metropolitan statistical areas (CMSA's).<sup>2</sup> In addition, data for consolidated cities are included in the 1992 census.

Data for special economic urban areas (SEUA's) with 10,000 inhabitants or more in Michigan, Minnesota, New York, and Wisconsin qualified for publication in the 1992 census. This included townships in Michigan and Minnesota and towns in New York and Wisconsin. However, Minnesota did not have any townships that met the publication criteria.

## EXPLANATION OF TERMS

**Establishments.** An establishment is a single physical location at which business is conducted. It is not necessarily identical with a company or enterprise, which may consist of one establishment or more. Census of retail trade figures represent a summary of reports for individual establishments rather than companies. For cases where a census report was received, separate information was obtained for each location where business was conducted. When administrative records of other Federal agencies were used instead of a census report, no information was available on the number of locations operated. Estimates of this number were derived from a sample and are provided in the retail trade report, *Miscellaneous Subjects* (RC92-S-4). Each retail establishment was tabulated according to the physical location at which the business was conducted. The count of establishments represents those in business at any time during 1992. Appendix G provides a comparison of the number of establishments active any time during the year versus the number in business at the end of the year.

When two activities or more were carried on at a single location under a single ownership, all activities generally were grouped together as a single establishment. The entire establishment was classified on the basis of its major activity and all data for it were included in that

classification. However, when distinct and separate economic activities (for which different industry classification codes were appropriate) were conducted at a single location under a single ownership, and when conditions prescribed by the SIC manual for recognizing the existence of more than one establishment were met, separate establishment reports for each of the different activities were obtained in the census.

Leased departments are treated as separate establishments and are classified according to the kind of business they conduct. For example, a leased department selling shoes within a department store would be considered a separate retail establishment under the "shoe store" classification.

**Firms.** A firm is a business organization or entity consisting of one domestic establishment (location) or more under common ownership or control. All establishments of subsidiary firms are included as part of the owning or controlling firm. For the economic census, the terms "firm" and "company" are synonymous.

**Sales.** Sales include merchandise sold for cash or credit at retail and wholesale by establishments primarily engaged in retail trade; amounts received from customers for layaway purchases; receipts from rental or leasing of vehicles, equipment, instruments, tools, etc.; receipts for delivery, installation, maintenance, repair, alteration, storage, and other services; the total value of service contracts; and gasoline, liquor, tobacco, and other excise taxes which are paid by the manufacturer or wholesaler and passed on to the retailer.

Sales are net after deductions for refunds and allowances for merchandise returned by customers. Trade-in allowances are not deducted from total sales. Total sales do not include carrying or other credit charges; sales (or other) taxes collected from customers and forwarded to taxing authorities; commissions from vending machine operators; sales and receipts of departments or concessions operated by other firms; commissions or receipts from the sale of government lottery tickets; installment payments from leasing of vehicles, equipment, instruments, tools, etc. marketed under capital, finance, or full payout leases; and nonoperating income from such sources as investments, rental or sale of real estate, etc.

Sales in this report do not include retail sales made by manufacturers, wholesalers, service establishments, or other businesses whose primary activity is other than retail trade. They do include receipts other than from the sale of merchandise at retail, e.g., service receipts, sales to industrial users, and sales to other retailers, by establishments primarily engaged in retail trade.

**Annual payroll.** Payroll includes all forms of compensation such as salaries, wages, commissions, bonuses, vacation allowances, sick-leave pay, employee contributions to qualified pension plans, and the value of payments in kind (e.g., free meals and lodgings) paid during the year to all

<sup>2</sup>Newly defined metropolitan areas (MA's) were announced by the Office of Management and Budget (OMB) effective June 30, 1993.

employees. Tips and gratuities received by employees from patrons and reported to employers are included. For corporations, payroll includes amounts paid to officers and executives; for unincorporated businesses, it does not include profit or other compensation of proprietors or partners. Payroll is reported before deductions for social security, income tax, insurance, union dues, etc. This definition of payroll is the same as that used by the Internal Revenue Service (IRS) on form 941.

**First-quarter payroll.** This item consists of payroll, as defined above, paid to persons employed at any time during the quarter January to March 1992.

**Paid employees for pay period including March 12.** Paid employees consist of the full- and part-time employees, including salaried officers and executives of corporations, who were on the payroll during the pay period including March 12. Included are employees on paid sick leave, paid holidays, and paid vacations; not included are proprietors and partners of unincorporated businesses. The definition of paid employees is the same as that used on IRS form 941.

**Auxiliary establishments.** Each company included in this census was asked to identify and separately report auxiliary locations whose primary functions were to manage, administer, service, or support the activities of the other establishments of the company. Data presented in this report do not include auxiliary establishments. Data for auxiliaries are presented in a subsequent report issued as part of the 1992 Enterprise Statistics reports.

## KIND-OF-BUSINESS CLASSIFICATIONS

Retail trade, SIC major groups 52 through 59 in the SIC manual, includes establishments primarily engaged in selling merchandise for personal or household consumption and rendering services incidental to the sale of the goods. Exceptions to this general rule are lumber yards; paint, glass, and wallpaper stores; typewriter stores; stationery stores; and gasoline service stations, which sell to both the general public for personal and household consumption and to businesses. These types of stores are included in retail trade even if a higher proportion of their sales is made to other than individuals for personal or household consumption. However, such establishments that sell their products only to institutional or industrial users and to other wholesalers and establishments that sell similar merchandise for use exclusively by business establishments are classified in wholesale trade.

Other important characteristics of retail trade establishments are that they are usually places of business; they are engaged in activities to attract the general public to buy; they buy or receive as well as sell merchandise; they may process their products, although processing is incidental or subordinate to selling; and they are considered as retail in the trade. Not all of these characteristics need be present and some are modified by trade practice.

The retail trade industries were covered in the 1992 Economic and Agriculture Census. However, retail establishments of the following types were excluded from census coverage:

1. Federal, State, and local government agencies that sold merchandise, other than liquor stores operated by State and local governments
2. Officers' clubs and officers' open messes (classified based on primary activity with a T/O code of 90); and public school lunch programs except those which operated on a fee or contract basis (classified based on primary activity with a T/O code of 55)

The following types of retail establishments were covered in the census:

1. Appliance stores owned by public utilities if the establishments were primarily engaged in selling appliances to customers
2. Liquor stores operated by State and local governments

Establishments covered by the census were assigned kind-of-business classifications according to the industry classifications defined in the 1987 SIC manual. When a more detailed classification than defined in the SIC manual was needed, additional kinds of business were identified within a SIC industry.

In general, retail establishments were classified according to the principal lines of commodities sold (groceries, hardware, etc.), or the usual trade designation (drug store, cigar store, etc.).

Kind-of-business classifications are not interchangeable with commodity classifications; most businesses sell several kinds of commodities. The kind-of-business code generally reflects either the individual commodity or the commodity group which is the primary source of the establishment's business. Thus, the classification of establishments by kind of business generally does not make it possible to determine either the number of establishments handling a particular commodity or the sales of that commodity. For example, the food stores classification excludes stores selling food if the sale of food is not the primary source of receipts; moreover, even though stores are classified as food stores, some of their receipts may be derived from the sale of nonfood products. (Information on the extent to which various broad groups of commodities or merchandise lines are sold by different kinds of business is available in the 1992 Census of Retail Trade report, *Merchandise Line Sales*, RC92-S-3.)

### Building Materials and Garden Supplies Stores (SIC Major Group 52)

This major group includes retail establishments primarily engaged in selling lumber and other building materials; paint, glass, and wallpaper; hardware; nursery stock; lawn

and garden supplies; and manufactured (mobile) homes. It includes lumber and other building materials dealers and paint, glass, and wallpaper stores selling to the general public, even if sales to contractors account for a larger proportion of total sales; these establishments are known as retail in the trade. Establishments primarily selling these products but not selling to the general public are classified in wholesale trade.

**Lumber and other building materials dealers (SIC 521).** Establishments primarily engaged in selling lumber, or lumber and a general line of building materials, to the general public. While these establishments may also sell to contractors, they are known as retail in the trade, even if sales to contractors account for a higher proportion of the sales. The lumber they sell may include rough and dressed lumber, flooring, molding, doors, sashes, frames, and other millwork. The building materials may include roofing, siding, shingles, wallboard, paint, brick, tile, cement, sand, gravel, and other building materials and supplies. For lumber yards, at least 32 percent of sales must be from the sale of lumber and millwork. Hardware is often an important line of retail lumber and building materials dealers. Also included in this group are home centers. These are retail establishments that sell both lumber and building materials and hardware. Additionally, they must sell at least 5 of the following merchandise lines: housewares, tools (power and/or hand), floor coverings, electrical supplies, kitchen cabinets, plumbing and bath supplies, lawn and garden products, paints and/or sundries, windows and/or doors, roofing, wallcoverings, ceiling products and materials, lawn and garden supplies, and appliances. Establishments not selling to the general public or known in the trade as wholesale are classified in SIC 503.

**Paint, glass, and wallpaper stores (SIC 523).** Establishments primarily engaged in selling paint, glass, and wallpaper, or any combination of these lines, to the general public. While these establishments may also sell to contractors, they are known as retail in the trade, even if sales to contractors account for a higher proportion of the sales. Establishments which do not sell to the general public are classified in wholesale trade.

**Hardware stores (SIC 525).** Establishments primarily engaged in selling a number of basic hardware lines, such as tools, builders' hardware, locks and other security hardware, paint and glass, housewares, household appliances, cutlery, and building materials, no one of which accounts for 50 percent or more of the sales of the establishments.

**Retail nurseries, lawn and garden supply stores (SIC 526).** Establishments primarily engaged in selling trees, shrubs, other plants, seeds, bulbs, mulches, soil conditioners, fertilizers, pesticides, garden tools, and other garden supplies to the general public. These establishments primarily sell products purchased from others, but

may sell some plants which they grow themselves. Establishments primarily engaged in growing trees, shrubs, other plants, seeds, and bulbs are classified in SIC major group 01, and those growing Christmas trees are classified in SIC major group 08.

**Manufactured (mobile) home dealers (SIC 527).** Establishments primarily engaged in the retail sales of new and used mobile homes, parts and equipment. Establishments primarily selling travel trailers and campers are classified in SIC 5561 and those primarily selling utility trailers are classified in SIC 5599.

### **General Merchandise Stores (SIC Major Group 53)**

This major group includes retail stores which sell a number of lines of merchandise, such as dry goods, apparel and accessories, furniture and home furnishings, small wares, hardware, and food. The stores included in this group are known as department stores, variety stores, general merchandise stores, catalog showrooms, warehouse clubs, and general stores. Establishments primarily engaged in selling used general merchandise are classified in SIC 593, and those selling general merchandise by mail, vending machine, or direct selling are classified in SIC 596.

**Department stores (SIC 531).** Retail stores normally having 50 employees or more, having sales of apparel and soft goods combined amounting to 20 percent or more of total sales, and selling each of the following groups of merchandise:

1. Household linens, dry goods, furniture, home furnishings, appliances, and radio and TV sets
2. A general line of apparel for the family

The employment and lines of merchandise sold in leased departments are both taken into account when classifying a department store.

To qualify as a department store, sales of each of the lines listed above must be less than 80 percent of total store sales. An establishment with total sales of \$10 million or more is classified as a department store even if sales of one of the merchandise lines listed above exceed the maximum percent of total sales, provided that the sales of the other group is \$1 million or more. Relatively few stores are included in this classification as a result of this special rule and most of those which are would otherwise have been classified in the apparel group (SIC major group 56).

Due to the relatively high level of leased department activity in department stores, department store sales have been separately presented for the following classifications:

Department stores (including leased depts.)

Department stores (excluding leased depts.)

For States and for areas with 10,000 retail establishments or more, the following subcategories of department stores also are presented:

**Conventional department stores (SIC 531 pt.).** Establishments which satisfy the criteria of a department store (see above) and:

1. Usually provide check-out service and customer assistance (sales persons) within each department
2. May have a catalog order service
3. Are not affiliated with a company which operates similar establishments on a national basis

These stores often sell:

1. Soft goods and hard goods which are primarily nationally advertised brands
2. Appliances which are serviced by another company
3. Limited lines of merchandise through seasonal or special catalogs

**Discount or mass merchandising department stores (SIC 531 pt.).** Establishments which satisfy the criteria of a department store (see above) and usually:

1. Convey the image of a high-volume, fast turnover outlet selling a variety of merchandise for less than conventional prices
2. Provide centralized check-out service
3. Sell merchandise through self-service with minimal customer assistance provided in any department
4. Do not have a catalog order service

These stores often sell:

1. Soft goods which are usually their own corporate brands or are unbranded
2. Hard goods which are primarily nationally advertised brands
3. Appliances which are serviced by another company

**National chain department stores (SIC 531 pt.).** Establishments which satisfy the criteria of a department store (see above) and:

1. Usually provide check-out service and customer assistance (sales persons) within each department
2. Usually have a catalog order service
3. Are affiliated with a company which operates similar establishments on a national basis

These stores often sell:

1. Soft goods and hard goods which are their own corporate brands or are unbranded
2. Appliances which are serviced by their own company

**Variety stores (SIC 533).** Establishments primarily engaged in the retail sale of a variety of merchandise in the low and popular price ranges. Sales usually are made on a cash-and-carry basis, with the open selling method of display and customer selection of merchandise. These stores generally do not carry a complete line of merchandise, are not departmentalized, do not carry their own charge service, and do not deliver merchandise.

**Miscellaneous general merchandise stores (SIC 539).** Establishments primarily engaged in the retail sale of a general line of apparel, dry goods, hardware, housewares or homefurnishings, groceries, and other lines in limited amounts. Stores selling commodities covered in the definition for department stores but normally having less than 50 employees, and stores usually known as country or general stores are included here. Also included are most catalog showrooms. Establishments primarily engaged in the retail sales of merchandise by catalog, mail, or television order are classified in SIC 5961.

**Warehouse clubs (SIC 539 pt.).** Establishments primarily engaged in the retail sale of general lines of merchandise such as groceries; automotive tires, batteries, parts, and accessories; audio and video equipment; household appliances; office equipment and supplies; apparel; and books through warehouse-based operations. These establishments are sometimes known as membership warehouse clubs.

**Catalog showrooms (SIC 539 pt.).** Establishments primarily engaged in the retail sale of general lines of merchandise such as homefurnishings, housewares, jewelry, radios, televisions, stereo equipment, and sporting goods. Inventory is stored at the location but not usually on display. Customers order using a catalog and wait while the merchandise is being delivered from the stock room.

**Other miscellaneous general merchandise stores (SIC 539 pt.).** Establishments primarily engaged in the retail sale of several lines of merchandise such as piece goods, men's and women's apparel and accessories, dry goods, hardware, housewares, homefurnishings, and other lines in limited amounts. Included in this industry are stores selling commodities covered in the definition for industry 5311, but normally having less than 50 employees. Also included are stores known as country general stores.

## Food Stores (SIC Major Group 54)

This major group includes retail stores primarily engaged in selling food for home preparation and consumption. Establishments primarily engaged in selling prepared foods and drinks for consumption on the premises are classified in major group 58, and stores primarily engaged in selling packaged beers and liquors are classified in SIC 5921.

**Grocery stores (SIC 541).** Establishments primarily selling (1) a wide variety of canned or frozen foods such as vegetables, fruits, and soups; (2) packaged or bulk dry groceries such as tea, coffee, cocoa, dried fruits, spices, sugar, flour, and crackers, and (3) other processed foods and nonedible grocery items. These establishments often sell smoked and prepared meats, fresh fish and poultry, fresh vegetables and fruits, and fresh or frozen meats.

**Supermarkets and other general-line grocery stores (SIC 541 pt.).** Establishments commonly known as supermarkets, food stores, grocery stores, and food warehouses primarily engaged in the retail sale of a wide variety of grocery store merchandise. Customers normally make large, volume purchases from these stores.

**Convenience food stores (SIC 541 pt.).** Establishments primarily engaged in the retail sale of a medium variety of canned goods, dairy products, pre-packaged meats, and other grocery items in limited amounts. They also may sell newspapers, magazines, refreshment items, cigarettes, beer, wine, and novelties. Customers normally utilize a convenience store to purchase a few items, whereas grocery stores are utilized for large, volume purchases. Convenience stores normally have a maximum of two check-out counters; less than 2,500 square feet of total under-roof floor space; a small, private parking lot; and hours of operation which normally extend beyond those of traditional grocery stores. Establishments primarily selling convenience store items but also selling gasoline are classified in kind of business 541130.

**Convenience food/gasoline stores (SIC 541 pt.).** These are establishments that satisfy the criteria of a convenience food store and also sell gasoline; however, gasoline sales may not exceed 49 percent of total sales. Establishments selling convenience store items but primarily selling gasoline are classified in kind of business 554130.

**Delicatessens (SIC 541 pt.).** Establishments primarily engaged in the retail sale of cold cuts, oven-roasted meats, bread, and other grocery items. They often prepare sandwiches for carry-out and party platters, and may prepare gourmet platters for take-home consumption.

**Meat and fish (seafood) markets (SIC 542).** Establishments primarily engaged in the retail sale of fresh, frozen or cured meats, fish, shellfish, and other seafoods. They

may also sell poultry, dairy products, eggs, and other commodities. Meat markets may butcher animals on their own account, or they may buy from others. This industry includes freezer and locker meat provisioners. Food locker plants primarily engaged in renting locker space for the storage of food products for individual households are classified in industry 4222. Establishments primarily engaged in the retail sale of food via frozen food plans delivered to households or individuals are classified in SIC 5963, and establishments primarily engaged in the retail sale of poultry are classified in SIC 549.

**Fruit and vegetable markets (SIC 543).** Establishments primarily selling fresh fruits and fresh vegetables. They frequently also carry a limited line of grocery items. They are often found in public or municipal markets, or roadside stands. However, roadside stands of farmers selling only their own produce are classified in SIC major group 01.

**Candy, nut, and confectionery stores (SIC 544).** Establishments primarily engaged in selling nuts, popcorn, boxed or bulk candy and other confections such as candied fruits, and chewing gum. Ice cream, frozen yogurt, and soft drinks are often sold in these stores. Candy or confectionery stores making their own products, and candy and popcorn stands in theaters are classified here.

**Dairy products stores (SIC 545).** Establishments primarily engaged in the retail sale of packaged dairy products such as milk, cream, butter, cheese, and related products to over-the-counter customers. Ice cream and frozen yogurt stands are classified in SIC 5812 and establishments selling ice cream and similar products from trucks or wagons are classified in SIC 5963. Establishments primarily engaged in processing and distributing milk and cream are classified in SIC 2026.

**Retail bakeries (SIC 546).** Establishments primarily engaged in the retail sale of bakery products. The products may be purchased from others or made on the premises. Establishments manufacturing bakery products for the trade are classified in SIC 2051 and those purchasing bakery products and selling them house to house are classified in SIC 5963.

**Retail bakeries—baking and selling (SIC 546 pt.).** Establishments selling, over the counter, bakery products such as breads, rolls, cakes, cookies, and pies at least part of which are baked on the premises.

**Retail bakeries—selling only (SIC 546 pt.).** Establishments primarily engaged in the retail sale of bakery products such as breads, cakes, and pies none of which are produced on the premises.

**Miscellaneous food stores (SIC 549).** Establishments primarily engaged in the retail sale of specialized foods, not elsewhere classified, such as eggs, poultry, health

foods, vitamins, spices, herbs, coffee, and tea. The poultry stores may sell live poultry, slaughter and clean poultry for their own account, and sell dressed fowls or sell fowls cleaned and dressed by others.

### **Automotive Dealers and Gasoline Service Stations (SIC Major Group 55)**

This major group includes retail dealers selling new and used automobiles, boats, recreational vehicles and utility trailers, and motorcycles and mopeds; dealers selling new automobile parts and accessories; and gasoline service stations selling gasoline and lubricating oils. Automobile repair shops maintained by establishments engaged in the sale of new automobiles also are included unless reported separately.

**New and used car dealers (SIC 551).** Establishments primarily engaged in the sale of new automobiles or new and used automobiles. These establishments have a franchise for the sale of new domestic and/or new imported automobiles. They frequently maintain repair departments and carry stocks of replacement parts, tires, batteries, and automotive accessories. These establishments also frequently sell pickups and vans at retail.

**Used car dealers (SIC 552).** Establishments primarily engaged in selling used cars and not holding a franchise for the sale of new passenger cars. Some of these dealers may sell a small quantity of trucks and farm equipment. Some maintain repair and service departments. These establishments also frequently sell used pickups and vans at retail.

**Auto and home supply stores (SIC 553).** Establishments primarily engaged in the retail sale of auto supplies such as automotive batteries, parts, accessories; and sundry supplies such as polishes, paint, and decorative items. Establishments where used tires, batteries, and accessories exceed 49 percent of total sales are classified in SIC 501.

**Auto parts, tires, and accessories stores (SIC 553 pt.).** Establishments primarily engaged in the retail sale of new automotive tires and tubes. These establishments frequently have facilities for tire recapping and vulcanizing. These establishments also sell auto supplies such as automotive batteries, parts, and accessories. Establishments engaged in producing and installing custom-made seat covers for household users are included here.

**Home and auto supply stores (SIC 553 pt.).** Establishments primarily engaged in selling a combination of lines such as tires, batteries and accessories; household appliances; sporting goods; housewares and hardware. These differ from tire, battery, and accessory stores in that, although the largest merchandise line sales may be in automotive parts, accessories, and repairs, a considerable amount of sales also are made in nonautomotive lines.

**Gasoline service stations (SIC 554).** Establishments primarily engaged in selling gasoline and automotive lubricants. These establishments frequently sell other merchandise such as tires, batteries, accessories, and other automobile parts or perform minor repair work. Establishments called garages but deriving more than half of their receipts from the sale of gasoline and automotive lubricants are included. Gasoline stations combined with other activities such as grocery stores, convenience stores, or car washes are classified based on primary activities as determined by sales.

**Gasoline/convenience food stores (SIC 554 pt.).** Establishments primarily engaged in the retail sale of gasoline and automotive lubricants and also sell a line of convenience store items such as milk, eggs, bread, beer, pet food, detergents, etc. Establishments selling gasoline and lubricants but primarily selling convenience food items are classified in SIC 541.

**Other gasoline service stations and truck stops (SIC 554 pt.).** Establishments primarily engaged in selling gasoline and automotive lubricants. These establishments usually sell tires, batteries, and accessories and perform related services. They also may do minor repair work. Truck stops primarily sell diesel fuel to truckers. They also may sell gasoline and lubricants, provide repair services, and operate a restaurant or motel as part of the truck stop establishment. They normally are open on a 24-hour per day basis.

**Boat dealers (SIC 555).** Establishments primarily engaged in the retail sale of new and used motorboats and other watercraft including parts, accessories, marine supplies, and outboard motors.

**Recreational vehicle dealers (SIC 556).** Establishments primarily engaged in the retail sale of new and used motor homes, recreational trailers, and campers (pickup coaches) including parts and accessories. Establishments primarily engaged in the retail sale of manufactured (mobile) homes are classified in SIC 527, and those primarily selling utility trailers are classified in SIC 559.

**Motorcycle dealers (SIC 557).** Establishments primarily engaged in the retail sale of new and used motorcycles, including motor scooters, mopeds, all-terrain vehicles, and parts and accessories.

**Automotive dealers, not elsewhere classified (SIC 559).** Establishments primarily engaged in the retail sale of new and used automotive vehicles, utility trailers, and automotive equipment and supplies, not elsewhere classified, such as snowmobiles, dunebuggies, and go-carts. Also included are establishments primarily engaged in the retail sale of aircraft.

### **Apparel and Accessory Stores (SIC Major Group 56)**

This major group includes retail stores primarily engaged in selling clothing of all kinds and related articles for

personal wear and adornment. Not included are establishments which meet the criteria for Department Stores (SIC 531) or Miscellaneous General Merchandise Stores (SIC 539) even though most of their receipts are from the sale of apparel and apparel accessories.

**Men's and boys' clothing and accessory stores (SIC 561).** Establishments primarily engaged in selling men's and boys' ready-to-wear clothing and accessories. Establishments are included in this category if (1) sales of all types of apparel (except as noted in the definition for general merchandise stores) account for 50 percent or more of total sales and (2) receipts from sales of all men's and boys' apparel are three or more times the receipts from sales of all women's and girls' apparel.

**Women's clothing stores (SIC 562).** Establishments primarily engaged in selling women's and girls' ready-to-wear apparel. Establishments are included in this category if (1) sales of all types of apparel (except as noted in the definition for general merchandise stores) account for 50 percent or more of total sales, (2) sales of all women's and girls' apparel are three or more times the sales of all men's and boys' apparel, and (3) sales of dresses, skirts, slacks, coats, suits, and furs are two or more times greater than the sales of millinery, hosiery, underwear, blouses, handbags, and other apparel and accessories. Custom tailors primarily engaged in making women's clothing to individual order are classified in SIC 569.

**Women's accessory and specialty stores (SIC 563).** Establishments primarily engaged in selling women's accessories and specialties such as millinery, hats, foundation garments, lingerie, hosiery, costume jewelry, gloves, handbags, and fur including custom-made.

**Furriers and fur shops (SIC 563 pt.).** Establishments primarily engaged in making fur coats and other fur apparel to custom order and selling ready-made fur coats and other fur apparel. If fur repair and storage are the chief sources of receipts, the establishments are classified in Services, SIC 7219.

**Other women's accessory and specialty stores (SIC 563 pt.).** Establishments primarily engaged in selling a specialized line of women's accessories such as blouses, knitwear, hosiery, hats, foundation garments, negligees, costume jewelry, gloves and handbags. Juniors' and misses' accessory and specialty apparel is classified here.

**Children's and infants' wear stores (SIC 564).** Establishments primarily engaged in the retail sale of children's and infants' clothing, furnishings, and accessories. They may specialize in either children's or infants' wear or sell a combination of children's and infants' wear.

**Family clothing stores (SIC 565).** Establishments primarily engaged in selling clothing, furnishings, and accessories for men, women, and children, without specializing

in sales for an individual sex or age group. Establishments are included in this category if (1) sales of all types of apparel (except as noted in the definition for general merchandise stores) account for 50 percent or more of their total sales, and (2) sales of apparel items for an individual sex or age group are not more than three times the sales of all other apparel items.

**Men's shoe stores (SIC 566 pt.).** Establishments primarily engaged in selling men's and boys' shoes and other footwear. Establishments selling women's and girls' and/or children's and infants' footwear are included in this classification, if sales of men's and boys' footwear are more than three times the combined sales of women's, girls', children's, and infants' footwear.

**Women's shoe stores (SIC 566 pt.).** Establishments primarily engaged in selling women's and girls' shoes and other footwear. Establishments selling men's and boys' and/or children's and infants' footwear are included in this classification, if sales of women's and girls' footwear are more than three times the combined sales of men's, boys', children's, and infants' footwear.

**Children's and juveniles' shoe stores (SIC 566 pt.).** Establishments primarily engaged in selling children's and infants' shoes and other footwear. Establishments selling men's, boys', and/or women's and girls' footwear are included in this classification, if sales of children's and infants' footwear are more than three times the combined sales of men's, boys', women's, and girls' footwear.

**Family shoe stores (SIC 566 pt.).** Establishments primarily engaged in selling both men's and women's shoes and other footwear; they may or may not sell children's shoes. Frequently, they also sell accessories such as hosiery, gloves, and handbags. Establishments are included in this classification, if sales of any one of the three major groupings (men's and boys' footwear, women's and girls' footwear, and children's and infants' footwear) are not more than three times the sales of the other two groups combined.

**Athletic footwear stores (SIC 566 pt.).** Establishments primarily engaged in selling athletic shoes for activities such as tennis, jogging, baseball, softball, basketball, boxing, racquetball, football, volleyball, etc. These establishments may also sell athletic apparel.

**Miscellaneous apparel and accessory stores (SIC 569).** Establishments primarily engaged in the retail sale of specialized lines of apparel and accessories, not elsewhere classified, such as uniforms, bathing suits, raincoats, riding apparel, sports apparel, umbrellas, wigs, and toupees. This industry also includes custom tailors primarily engaged in making and selling men's and women's clothing, except fur apparel. Establishments primarily engaged in making fur apparel to custom order are classified in SIC 563.

## **Furniture and Homefurnishings Stores (SIC Major Group 57)**

This major group includes retail stores selling goods used for furnishing the home such as furniture, floor coverings, draperies, glass and chinaware, domestic stoves, refrigerators, and other household electric and gas appliances. Establishments selling electric and gas appliances are included in this group only if the major part of their sales consists of articles for home use. These stores also may perform repair work on household appliances, radios, televisions, and stereo equipment; but establishments primarily engaged in repair of these products are classified in SIC 76. Dealers primarily engaged in selling antique and secondhand furniture are classified in SIC 5932. Stores furnishing interior decorating service are classified according to the merchandise handled. Stores primarily engaged in selling furnishings in conjunction with an interior decorator service are classified according to the merchandise handled; if the interior designer primarily advises clients on selection of merchandise, the establishment is classified in SIC 7389.

**Furniture stores (SIC 5712).** Establishments primarily engaged in selling new household furniture, beds, mattresses, springs, and other sleep equipment. Also included in this classification are establishments selling household appliances, phonographs, radios, television sets, and floor coverings, provided the receipts from sales of furniture and sleep equipment exceed those from sales of other merchandise. Furniture warehouse showrooms, sleep shops and waterbed stores, and specialty furniture stores such as baby furniture stores, are classified here. If sales of new office furniture account for more than half of the total sales, the establishments are classified in SIC 502120.

**Floor covering stores (SIC 5713).** Establishments primarily engaged in the retail sale of rugs, carpets, linoleum, floor tile, and related products. Stores selling ceramic (wall or floor) tile are classified in SIC 521130. Establishments included in this industry may incidentally perform installation but contractors primarily engaged in installing floor coverings for others are classified in SIC 1743 or 1752.

**Drapery, curtain, and upholstery stores (SIC 5714).** Establishments primarily engaged in selling draperies, curtains, slipcovers, and upholstery materials. Establishments primarily selling custom-made draperies and slipcovers for household use also are included. Establishments primarily engaged in reupholstering or repairing furniture are classified in SIC 7641.

**Miscellaneous homefurnishings stores (SIC 5719).** Establishments primarily engaged in the retail sale of miscellaneous homefurnishings such as china, glassware, and metalware for kitchen and table use; bedding and linen; brooms and brushes; lamps and shades; mirrors and pictures; and venetian blinds and window shades. Establishments primarily engaged in the retail sale of miscellaneous homefurnishings by house-to-house canvass or by party-plan merchandising are classified in SIC 5963.

**Household appliance stores (SIC 572).** Establishments primarily engaged in the retail sale of electric and gas refrigerators, stoves, microwave ovens, home freezers, and other household appliances such as electric irons, percolators, hot plates, vacuum cleaners, sewing machines, dehumidifiers, and self contained room air-conditioners. Many such stores also sell radios and television sets.

**Radio, television, and electronics stores (SIC 5731).** Establishments primarily engaged in the retail sale of radios, television sets, compact disc players, record players, high fidelity (hi-fi) sound reproducing equipment, and other consumer electronics equipment. Such establishments also may sell additional lines such as household appliances, computers, computer peripheral equipment, software, musical instruments, and records. Establishments in this industry may perform incidental installation and repair work on radios, televisions, and other consumer electronics equipment. Establishments primarily engaged in the installation and repair of these products are classified in SIC 7622.

**Computer stores (SIC 5734 pt.).** Establishments primarily engaged in the retail sale of computer hardware and peripheral equipment such as printers, disk drives, etc. Computer software and computer furniture frequently are sold in these establishments.

**Computer software stores (SIC 5734 pt.).** Establishments primarily engaged in the retail sale of prepackaged (off-the-shelf) computer software. Computer furniture, peripheral equipment, books, supplies, and accessories are frequently sold in these establishments.

**Record and prerecorded tape stores (SIC 5735).** Establishments primarily engaged in selling phonograph records, compact discs, and prerecorded audio and video tapes and discs. Establishments primarily engaged in the retail sale of computer software are classified in SIC 5734 and those primarily engaged in the rental of video tapes in SIC 7841.

**Musical instrument stores (SIC 5736).** Establishments primarily engaged in selling musical instruments such as organs, pianos, horns, stringed instruments, and percussion instruments; sheet music; and similar supplies.

## **Eating and Drinking Places (SIC Major Group 58)**

This major group includes retail establishments engaged in selling prepared food and drinks for consumption on the premises. Also included are caterers which serve prepared food other than at the place of business and lunch counters and refreshment stands selling prepared foods and drinks for immediate consumption. In-plant food contractors are included here as well as leased eating and drinking concessions in hotels, motels, sports arenas, and other amusement places.



**Restaurants (SIC 5812 pt.).** Establishments primarily engaged in serving prepared food and beverages. Included here are only those establishments in which waiters/waitresses take orders from patrons while the patrons are seated at a counter, booth, or table. They often serve alcoholic beverages. Establishments in which sales of alcoholic beverages for consumption on the premises exceed sales of prepared food and nonalcoholic beverages are classified in Drinking Places (SIC 5813).

**Cafeterias (SIC 5812 pt.).** Establishments engaged in serving a wide variety of prepared food and beverages primarily through the use of a cafeteria line where customers make selections from displayed items. Some limited waiter/waitress service may be provided. Table and/or booth seating facilities are usually provided.

**Refreshment places (SIC 5812 pt.).** Establishments primarily engaged in selling limited lines of refreshments and prepared food. Included in this group are establishments which prepare items such as chicken and hamburgers for consumption either on or near the premises or for "take-home" consumption. Such establishments do not have waiter/waitress service where the patron's order is taken while the patron is seated at a table, booth, or counter.

**Other eating places (SIC 5812 pt.).** This includes social caterers, contract feeding and ice cream and frozen yogurt shops. See following descriptions.

**Social caterers (SIC 5812 pt.).** Establishments primarily engaged in serving prepared food and beverages for weddings, banquets, etc. at a hall or similar dedicated facility rather than at a fixed business location. Such establishments also may arrange for some entertainment but entertainment should be a minor part of the business. (Separate data are shown only at the national level.)

**Contract feeding (SIC 5812 pt.).** Establishments primarily engaged in providing food service under contract to another company; hospital; or governmental, penal, or educational institution. The facilities and personnel of these establishments may be provided by the contracting company, institution, etc., but the management must always be supplied by the contractor. (Separate data are shown only at the national level.)

**Ice cream and frozen yogurt shops (SIC 5812 pt.).** Establishments primarily engaged in selling ice cream, frozen yogurt, or other frozen ices for consumption either on or near the premises. "Take-home" packages also may be provided for ice cream sold in bulk. (Separate data are shown only at the national level.) Establishments known as ice cream or yogurt shops but primarily selling hamburgers, hot dogs, etc. are classified in SIC 581240.

**Drinking places (SIC 5813).** Establishments primarily engaged in the retail sale of alcoholic drinks such as beer,

ale, wine, and liquor for consumption on the premises. The sale of food frequently accounts for a substantial portion of the receipts of these establishments. Meals may or may not be served.

### **Miscellaneous Retail Stores (SIC Major Group 59)**

This major group includes retail establishments not elsewhere classified. These establishments fall into the following categories: drug stores and proprietary stores; liquor stores; used merchandise stores; miscellaneous shopping goods stores; nonstore retailers, fuel dealers, florists, cigar stores and stands, news dealers and newsstands, and miscellaneous retail stores not elsewhere classified.

**Drug stores (SIC 591 pt.).** Establishments primarily engaged in the retail sale of prescription drugs. They may carry a number of related lines such as cosmetics, toiletries, tobacco, and novelty merchandise and may operate a soda fountain or lunch counter. Some of these stores sell small electrical appliances, window fans, dishes, lawn chairs, and similar products. Drug stores are classified here if any prescriptions are sold or if there is an indication that a pharmacist is employed. These stores are classified on the basis of their usual trade designation rather than on the stricter interpretation of commodities handled.

**Proprietary stores (SIC 591 pt.).** Establishments generally selling the same merchandise as drug stores, except that prescriptions are not filled and sold.

**Liquor stores (SIC 592).** Establishments primarily engaged in selling packaged alcoholic beverages such as ale, beer, wine, and liquor for consumption off the premises. Liquor stores operated by States, counties, and municipalities are included.

**Used merchandise stores (SIC 593).** This industry includes stores primarily engaged in the retail sale of used merchandise, antiques, and secondhand goods such as clothing and shoes; furniture; books and rare manuscripts; musical instruments; office furniture; phonographs and phonograph records; and store fixtures and equipment. The industry also includes pawnshops. Dealers primarily engaged in selling used motor vehicles, trailers, and boats are classified in major group 55; and those primarily selling used mobile homes in SIC 5271. Establishments primarily selling used automobile parts and accessories are classified in SIC 5015 and scrap and waste dealers are classified in SIC 5093. Establishments primarily engaged in automobile repair are classified in SIC 753.

**General-line sporting goods stores (SIC 5941 pt.).** Establishments primarily engaged in selling a general line of sporting goods and equipment for hunting, camping, fishing, skiing, riding, tennis, golf, and other sports; and gymnasium and playground equipment.

**Specialty-line sporting goods stores (SIC 5941 pt.).** Establishments specializing in a maximum of four lines of sporting goods and equipment such as guns, bicycles, trophies, skiing, golfing, bowling, and billiards equipment. These stores may also sell parts and/or accessories for the specialized line and often rent and/or repair the line they sell. Sales of motorcycles and motor scooters (including mopeds) are classified in SIC 5571. Establishments primarily engaged in the retail sale of athletic footwear are classified in SIC 5661.

**Book stores (SIC 5942).** Establishments primarily engaged in selling new books and periodicals. Stationery and related items may also be sold. The subclassifications are general, specialty, and college book stores. Book clubs (not engaged in publishing) primarily selling new books through the mail are included in mail-order houses (SIC 5961). Establishments primarily engaged in the sale of used books are classified in SIC 593.

**Stationery stores (SIC 5943).** Establishments primarily engaged in the retail sale of stationery such as paper and paper products (including printing and engraving), post cards, novelties, and school supplies. These establishments also may sell additional lines of office type supplies such as accounting and legal forms, blankbooks and forms, and office forms and supplies. Establishments primarily engaged in selling office supply forms and supplies are classified in SIC 5112. Stores specializing in the sale of artists' supplies are classified in SIC 5999.

**Jewelry stores (SIC 5944).** Establishments primarily engaged in the retail sale of any combination of the lines of jewelry such as diamonds and other precious stones; rings, bracelets, and brooches; sterling and plated silverware; and watches and clocks. Stores primarily engaged in watch and jewelry repair are classified in SIC 7631. Establishments primarily engaged in selling costume jewelry are classified in kind of business 563210.

**Hobby, toy, and game shops (SIC 5945).** Establishments primarily engaged in the retail sale of toys, games, and hobby and craft kits and supplies. Establishments primarily engaged in selling artists' supplies or collectors' items such as coins, stamps, and autographs are classified in SIC 5999.

**Camera and photographic supply stores (SIC 5946).** Establishments primarily engaged in the retail sale of cameras, film, and other photographic supplies and equipment. Establishments primarily engaged in the retail sale of video cameras are classified in SIC 5731. Establishments primarily engaged in finishing films are classified in SIC 7384.

**Gift, novelty, and souvenir shops (SIC 5947).** Establishments primarily engaged in the retail sale of combined lines of gifts and novelty merchandise, souvenirs, greeting cards, holiday decorations, and miscellaneous small art goods.

**Luggage and leather goods stores (SIC 5948).** Establishments primarily engaged in the retail sale of luggage, trunks, and leather goods, except apparel.

**Sewing, needlework, and piece goods stores (SIC 5949).** Establishments primarily engaged in the retail sale of sewing supplies, fabrics, patterns, yarn, and other needlework accessories.

**Catalog and mail-order houses (SIC 5961).** Establishments primarily selling merchandise as a result of orders received by catalog, mail, or television order. Customers are made aware of goods available for sale through catalogs, mailing pieces, advertisements in newspapers and magazines, advertising on radio and television, and by operating catalog stores that carry little stock other than display items. They receive their orders by phone or mail and fill most of their orders by mail. These establishments do not ordinarily maintain stock for sale on the premises. Departmentalized retail stores normally with 50 employees or more and operated by mail-order houses and selling a general line of merchandise are classified in SIC 531. Retail stores normally with less than 50 employees and operated by mail-order houses and selling a general line of merchandise are classified in SIC 539. Establishments primarily engaged in mail-order sales of computer hardware and/or software and television order (home shopping) sales are included within the classification.

**Mail-order houses, department store merchandise (SIC 5961 pt.).** These are mail-order houses selling the following lines of merchandise; furniture; homefurnishings; appliances; radio and TV sets; household linens and dry goods; and apparel with the same percentage requirements of a department store.

**Mail-order houses, other general merchandise (SIC 5961 pt.).** These are mail-order houses selling a variety of merchandise but not meeting the criteria of a department store (see SIC 5311 for criteria).

**Mail-order houses, specialized (SIC 5961 pt.).** These are mail-order houses which primarily sell a single item or a group of related items such as foods; apparel and accessories; computers and computer software; appliances, TV's, audio equipment, furniture, floor coverings, kitchenware, and homefurnishings; books and stationery; proprietary medicines; antiques; used merchandise; sporting goods; silverware; cigars and cigarettes; cameras and photographic equipment; gifts and novelties; optical goods; leather goods; artists' supplies; pet goods; hobby equipment; and toys and games. Sales of a single or related group of items must exceed 49 percent.

**Automatic merchandising machine operators (SIC 5962).** Establishments primarily engaged in the retail sale of products by automatic merchandising units (vending machines) which are generally located on the premises of other

businesses. This industry does not include coin-operated service machines such as washers and dryers (SIC 7215), music machines and amusement game machines (SIC 7993), lockers and scales (SIC 7299), or insurance policies sold through vending machines (SIC 63). The "establishment" is the location from which the vending route (or routes) is serviced, not the number of vending machines or the number of business locations in which vending machines are located.

**Direct selling establishments (SIC 5963).** Establishments primarily engaged in selling merchandise by house-to-house canvass, by party plan, by telephone, or from trucks or wagons or other temporary locations. The "establishment" is the location from which the canvassers operate. Canvassers who do not have any paid help are excluded from the tabulations in this report. In some tabulations at the national level, direct selling organizations are divided into subclassifications on the basis of the merchandise they sell. The subclassifications are furniture, homefurnishings, and equipment; mobile food service; books and stationery; and other direct selling.

**Direct selling, furniture, homefurnishings, and equipment (SIC 5963 pt.).** These are establishments primarily engaged in direct selling of furniture, baby furniture, floor coverings, draperies, curtains, china, glassware, kitchen utensils, cutlery, plastic housewares, brooms and brushes, lamps and shades, mirrors and pictures, venetian blinds and window shades, radios and television sets and parts, household appliances such as refrigerators and broilers, and other homefurnishings. Sales of these items must exceed 49 percent of total sales. Sellers of brushes and other cleaning aids are classified here. Sellers by the party plan where the salesperson conducts parties in order to assemble customers are also included here.

**Direct selling, mobile food service (SIC 5963 pt.).** These are establishments primarily engaged in direct selling of food for immediate consumption such as sandwiches, soup, etc. Establishments primarily engaged in direct selling of food, not for immediate consumption, are classified in kind of business 596340.

**Direct selling, books and stationery (SIC 5963 pt.).** These are establishments primarily engaged in direct selling of books, magazine subscriptions, encyclopedias, and stationery. Sales of these items must exceed 49 percent of total sales. Direct sellers of greeting cards and newspapers are classified in kind of business 596340.

**Direct selling, other (SIC 5963 pt.).** These are direct selling establishments which sell merchandise not covered in above kind of businesses. Included are establishments selling building materials, hardware, and lawn and garden supplies; general merchandise; food (including frozen food and freezer plans) and the door-to-door delivery of dairy products (excluding prepared foods for immediate

consumption); apparel and accessories; cosmetics; proprietary medicines; used merchandise; sporting goods; jewelry; tobacco products; cameras and photographic equipment; gifts, novelties, and souvenirs; optical goods; leather goods; hobby equipment; religious articles; newspapers; greeting cards; and toys and games.

**Fuel oil dealers (SIC 5983).** Establishments primarily engaged in the retail sale of fuel oil. Establishments primarily selling fuel oil burners are classified in SIC 5074; dealers primarily engaged in installing and servicing fuel oil burners, in SIC 1711; and fuel oil burner repair service only, in SIC 7699.

**Liquefied petroleum gas (bottled gas) dealers (SIC 5984).** Establishments primarily engaged in the retail sale of bottled or bulk liquefied petroleum (LP) gas.

**Fuel dealers, not elsewhere classified (SIC 5989).** Establishments primarily engaged in the retail sale of coal, coke, charcoal, wood, or any combination of these lines. Establishments primarily selling fuel oil are classified in SIC 5983 and those primarily selling bottled gas in SIC 5984.

**Florists (SIC 5992).** Establishments primarily engaged in the retail sale of cut flowers and growing plants. Stores primarily engaged in the retail sale of seeds, bulbs, and nursery stock are classified in SIC 5261, and greenhouses and nurseries primarily engaged in growing seeds, bulbs, flowers, and nursery stock are classified in SIC 0181.

**Tobacco stores and stands (SIC 5993).** Establishments primarily engaged in the retail sale of cigarettes, cigars, tobacco, and smokers' supplies. Many of the establishments included in this classification are operated as concessions in places of amusement, railway stations, airports, and other public places.

**News dealers and newsstands (SIC 5994).** Establishments primarily engaged in the retail sale of newspapers, magazines, and other periodicals. Home delivery of newspapers by other than printers or publishers is classified in SIC 5963. Establishments engaged in delivering newspapers for subsequent home delivery are classified in SIC 4212.

**Optical goods stores (SIC 5995).** Establishments primarily engaged in the retail sale of prescription eyeglasses and contact lenses for individuals. Offices of oculists, ophthalmologists and optometrists are classified in major group 80 even though a majority of their revenue is from the sale of eyeglass frames or prescription eyeglasses and contact lenses.

**Miscellaneous retail stores, not elsewhere classified (SIC 5999).** Establishments primarily engaged in the retail sale of specialized lines of merchandise, not elsewhere classified. This industry also includes establishments primarily engaged in selling a general line of their own or

consigned merchandise at retail or at auction. Establishments primarily engaged in auctioning tangible personal property of others on a fee basis are classified in SIC 7389.

**Pet shops (SIC 5999 pt.).** These are retail stores selling pets such as dogs, cats, birds, rabbits, and tropical fish; pet foods and remedies. Aquariums, cages, pet toys, and aquatic plants are often sold in these types of stores. Many of these shops board pets on the premises. If receipts from the boarding of pets account for more than 49 percent of total receipts, the establishments are classified in Agriculture, Industry 075200 6.

**Art dealers (SIC 5999 pt.).** These are retail establishments primarily engaged in the retail sale of art goods, including original oil paintings, sculptures, glassware items

and ceramics, at retail or at auction. Establishments primarily selling supplies for making ceramic items are classified in kind of business 594520. Establishments primarily selling artists' supplies are classified in kind of business 599990. Establishments primarily selling art reproductions are classified in Industry 571900.

**Other miscellaneous retail stores, not elsewhere classified (SIC 5999 pt.).** These are retail stores, not elsewhere classified, which sell specialized lines such as artists' supplies, above-ground swimming pools and supplies, orthopedic and artificial limbs, drafting materials, hearing aids, furniture polish, rubber stamps, monuments and tombstones, sanitary supplies (including disinfectants), seasonal decorations, artificial flowers and plants, fireworks, etc. Religious goods stores are classified here.



# Appendix C.

## Kind-of-Business Titles and Reporting-Form Numbers

[Listed below are retail kind-of-business titles and their corresponding reporting-form numbers. Requests for copies of any of these forms, including the inquiries used to classify establishments by kind of business, should be directed to the Services Division, Bureau of the Census, Washington, DC 20233]

SIC code	Title	Reporting form CB-	SIC code	Title	Reporting form CB-
<b>52</b>	<b>BUILDING MATERIALS AND GARDEN SUPPLIES STORES</b>		<b>57</b>	<b>FURNITURE AND HOMEFURNISHINGS STORES</b>	
5211	Lumber and other building materials dealers .....	5201	5712	Furniture stores .....	5701
5231	Paint, glass, and wallpaper stores .....	5202	5713	Floor covering stores .....	5704
5251	Hardware stores .....	5203	5714	Drapery, curtain, and upholstery stores .....	5705
5261	Retail nurseries, lawn and garden supply stores .....	5204	5719	Miscellaneous homefurnishings stores .....	5705
5271	Manufactured (mobile) home dealers .....	5205	5722	Household appliance stores .....	5702
			5731	Radio, television, and electronics stores .....	5702
			5734	Computer and software stores .....	5702
			5735	Record and prerecorded tape stores .....	5703
			5736	Musical instrument stores .....	5703
<b>53</b>	<b>GENERAL MERCHANDISE STORES</b>		<b>58</b>	<b>EATING AND DRINKING PLACES</b>	
5311 pt.	Conventional department stores .....	5301	5812 pt.	Restaurants .....	5801
5311 pt.	Discount or mass merchandising department stores .....	5301	5812 pt.	Social caterers .....	5801
5311 pt.	National chain department stores .....	5301	5812 pt.	Cafeterias .....	5801
5331	Variety stores .....	5302	5812 pt.	Refreshment places .....	5801
5399	Miscellaneous general merchandise stores .....	5301	5812 pt.	Contract feeding .....	5802
			5812 pt.	Ice cream and frozen yogurt shops .....	5801
			5813	Drinking places .....	5801
<b>54</b>	<b>FOOD STORES</b>		<b>59</b>	<b>MISCELLANEOUS RETAIL STORES</b>	
5411	Grocery stores .....	5400	5912 pt.	Drug stores .....	5901
5421	Meat and fish (seafood) markets .....	5400	5912 pt.	Proprietary stores .....	5901
5431	Fruit and vegetable markets .....	5400	5921	Liquor stores .....	5902
5441	Candy, nut, and confectionery stores .....	5400	5932	Used merchandise stores .....	5903
5451	Dairy products stores .....	5400	5941 pt.	General line sporting goods stores .....	5904
5461	Retail bakeries .....	5400	5941 pt.	Specialty line sporting goods stores .....	5904
5499	Miscellaneous food stores .....	5400			
			5942	Book stores .....	5905
			5943	Stationery stores .....	5906
			5944	Jewelry stores .....	5907
			5945	Hobby, toy, and game shops .....	5908
			5946	Camera and photographic supply stores .....	5909
5511	New and used car dealers .....	5501	5947	Gift, novelty, and souvenir shops .....	5906
5521	Used car dealers .....	5501	5948	Luggage and leather goods stores .....	5906
5531 pt.	Auto parts, tires and accessories stores .....	5502	5949	Sewing, needlework, and piece goods stores .....	5910
5531 pt.	Home and auto supply stores .....	5502	5961 pt.	Mail-order — department store merchandise .....	5911
			5961 pt.	Mail-order — other general merchandise .....	5911
			5961 pt.	Mail-order — specialized merchandise .....	5911
			5962	Automatic merchandising machine operators .....	5802
			5963 pt.	Direct selling — furniture, homefurnishings, and equipment .....	5911
			5963 pt.	Direct selling — mobile food service .....	5911
			5963 pt.	Direct selling — books and stationery .....	5911
			5963 pt.	Other direct selling .....	5911
<b>55</b>	<b>AUTOMOTIVE DEALERS AND GASOLINE SERVICE STATIONS</b>		5983	Fuel oil dealers .....	5912
5541	Gasoline service stations .....	5504	5984	Liquefied petroleum gas (bottled gas) dealers .....	5912
5551	Boat dealers .....	5503	5989	Fuel dealers, n.e.c. ....	5912
5561	Recreational vehicle dealers .....	5503	5992	Florists .....	5913
5571	Motorcycle dealers .....	5503			5917
5599	Automotive dealers, n.e.c. ....	5503	5993	Tobacco stores and stands .....	5902
			5994	News dealers and newsstands .....	5902
			5995	Optical goods stores .....	5914
			5999 pt.	Pet shops .....	5915
			5999 pt.	Art dealers .....	5916
			5999 pt.	Other retail stores, n.e.c. ....	5916
<b>56</b>	<b>APPAREL AND ACCESSORY STORES</b>				
5611	Men's and boys' clothing and accessory stores .....	5601			
5621	Women's clothing stores .....	5601			
5631	Women's accessory and specialty stores .....	5601			
5641	Children's and infants' wear stores .....	5601			
5651	Family clothing stores .....	5601			
5661 pt.	Men's shoe stores .....	5602			
5661 pt.	Women's shoe stores .....	5602			
5661 pt.	Children's and juveniles' shoe stores .....	5602			
5661 pt.	Family shoe stores .....	5602			
5661 pt.	Athletic footwear stores .....	5602			
5699	Miscellaneous apparel and accessory stores .....	5601			

## Appendix D. **Metropolitan Areas**

---

(Titles and definitions shown for MSA's, CMSA's, and PMSA's are those established by the Office of Management and Budget, as of June 30, 1993)

### **ALASKA**

#### **Anchorage, AK MSA**

Anchorage Borough, AK

# Appendix E.

## Percent of Sales Data Based on Administrative Records and Estimation for the State: 1992

[Includes only establishments with payroll. For meaning of abbreviations and symbols and for more information on reliability of data, see introductory text. For explanation of terms and comparability of 1987 and 1992 censuses, see appendix A]

SIC code	Kind of business	Percent of sales —		SIC code	Kind of business	Percent of sales —	
		From administrative records <sup>1</sup>	Estimated <sup>2</sup>			From administrative records <sup>1</sup>	Estimated <sup>2</sup>
<b>52</b>	<b>Retail trade</b> -----	<b>12.7</b>	<b>8.4</b>	<b>56</b>	<b>Apparel and accessory stores</b> -----	<b>6.5</b>	<b>3.1</b>
	<b>Building materials and garden supplies stores</b> ----	<b>8.5</b>	<b>6.6</b>	561	Men's and boys' clothing and accessory stores ----	7.7	1.8
521, 3	Building materials and supply stores -----	8.1	7.6	562, 3	Women's clothing and specialty stores -----	15.3	4.3
521	Lumber and other building materials dealers -----	6.9	7.1	562	Women's clothing stores -----	17.1	4.7
523	Paint, glass, and wallpaper stores -----	22.1	13.1	563	Women's accessory and specialty stores -----	6.5	2.2
				565	Family clothing stores -----	3.6	.7
525	Hardware stores -----	7.1	1.6	566	Shoe stores -----	—	11.5
526	Retail nurseries, lawn and garden supply stores ----	(D)	(D)	566 pt.	Men's shoe stores -----	(D)	(D)
527	Manufactured (mobile) home dealers -----	(D)	(D)	566 pt.	Women's shoe stores -----	(D)	(D)
				566 pt.	Children's and juveniles' shoe stores -----	—	—
				566 pt.	Family shoe stores -----	—	3.6
<b>53</b>	<b>General merchandise stores</b> -----	<b>2.8</b>	<b>1.9</b>	566 pt.	Athletic footwear stores -----	(D)	(D)
				564, 9	Other apparel and accessory stores -----	28.9	13.0
531	Department stores (incl. leased depts.) <sup>3 4</sup> -----	—	—	564	Children's and infants' wear stores -----	45.0	1.9
				569	Miscellaneous apparel and accessory stores ----	8.9	24.0
				<b>57</b>	<b>Furniture and home furnishings stores</b> -----	<b>17.5</b>	<b>6.5</b>
531	Department stores (excl. leased depts.) <sup>3</sup> -----	—	—	5712	Furniture stores -----	20.6	9.3
531 pt.	Conventional <sup>3</sup> -----	(D)	(D)	5713, 4, 9	Home furnishings stores -----	24.4	4.0
531 pt.	Discount or mass merchandising <sup>3</sup> -----	(D)	(D)	5713	Floor covering stores -----	21.0	6.1
531 pt.	National chain <sup>3</sup> -----	(D)	(D)	5714	Drapery, curtain, and upholstery stores -----	50.5	—
				5719	Miscellaneous home furnishings stores -----	26.5	2.2
533	Variety stores -----	9.9	2.1	572	Household appliance stores -----	8.3	8.4
539	Miscellaneous general merchandise stores -----	4.7	3.5	573	Radio, television, computer, and music stores ----	11.4	5.7
				5731	Radio, television, and electronics stores -----	11.9	2.2
<b>54</b>	<b>Food stores</b> -----	<b>7.8</b>	<b>6.4</b>	5734	Computer and software stores -----	15.3	7.9
				5735	Record and prerecorded tape stores -----	9.3	10.2
541	Grocery stores -----	7.2	6.3	5736	Musical instrument stores -----	4.6	3.7
541 pt.	Supermarkets and other general-line grocery stores -----	6.5	6.4	<b>58</b>	<b>Eating and drinking places</b> -----	<b>19.5</b>	<b>12.4</b>
541 pt.	Convenience food stores -----	18.3	12.7	5812	Eating places -----	19.9	13.5
541 pt.	Convenience food/gasoline stores -----	17.7	—	5812 pt.	Restaurants -----	31.5	14.0
541 pt.	Delicatessens -----	52.7	39.2	5812 pt.	Cafeterias -----	5.2	5.8
				5812 pt.	Refreshment places -----	21.9	14.8
542	Meat and fish (seafood) markets -----	34.8	6.8	5812 pt.	Other eating places -----	2.7	11.8
				5813	Drinking places -----	17.1	5.8
546	Retail bakeries -----	37.7	8.7	<b>591</b>	<b>Drug and proprietary stores</b> -----	<b>5.5</b>	<b>60.6</b>
546 pt.	Retail bakeries —baking and selling -----	(D)	(D)	591 pt.	Drug stores -----	(D)	(D)
546 pt.	Retail bakeries —selling only -----	(D)	(D)	591 pt.	Proprietary stores -----	(D)	(D)
				<b>59 ex. 591</b>	<b>Miscellaneous retail stores</b> -----	<b>20.2</b>	<b>7.7</b>
543, 4, 5, 9	Other food stores -----	25.6	9.1	592	Liquor stores -----	9.2	6.9
543	Fruit and vegetable markets -----	(D)	(D)	593	Used merchandise stores -----	29.4	2.5
544	Candy, nut, and confectionery stores -----	4.2	10.3	594	Miscellaneous shopping goods stores -----	20.2	9.1
545	Dairy products stores -----	(D)	(D)	5941	Sporting goods stores and bicycle shops -----	9.2	6.1
549	Miscellaneous food stores -----	24.3	3.6	5941 pt.	General line sporting goods stores -----	8.4	1.2
				5941 pt.	Specialty line sporting goods stores -----	10.4	13.9
<b>55 ex. 554</b>	<b>Automotive dealers</b> -----	<b>19.5</b>	<b>6.8</b>	5942	Book stores -----	21.5	16.6
551	New and used car dealers -----	17.8	7.0	5944	Jewelry stores -----	22.0	11.9
552	Used car dealers -----	48.0	13.1	5943, 5, 6, 7, 8, 9	Other miscellaneous shopping goods stores ----	26.9	8.5
				5943	Stationery stores -----	(D)	(D)
553	Auto and home supply stores -----	31.3	2.5	5945	Hobby, toy, and game shops -----	9.8	1.7
553 pt.	Auto parts, tires, and accessories stores -----	(D)	(D)	5946	Camera and photographic supply stores -----	1.0	2.7
553 pt.	Home and auto supply stores -----	(D)	(D)	5947	Gift, novelty, and souvenir shops -----	37.5	11.9
				5948	Luggage and leather goods stores -----	(D)	(D)
555, 6, 7, 9	Miscellaneous automotive dealers -----	18.6	7.4	5949	Sewing, needlework, and piece goods stores ----	10.8	3.0
555	Boat dealers -----	17.5	13.9	596	Nonstore retailers -----	14.6	13.3
556	Recreational vehicle dealers -----	4.9	2.0	5961	Catalog and mail-order houses -----	7.3	43.8
557	Motorcycle dealers -----	39.4	—	5962	Automatic merchandising machine operators ----	16.1	7.4
559	Automotive dealers, n.e.c. -----	6.8	3.7	5963	Direct selling establishments -----	15.8	8.4
<b>554</b>	<b>Gasoline service stations</b> -----	<b>19.8</b>	<b>9.1</b>	598	Fuel dealers -----	32.5	5.2
				5983	Fuel oil dealers -----	36.1	5.4
554 pt.	Gasoline/convenience food stores -----	2.7	3.3	5984	Liquefied petroleum gas (bottled gas) dealers ----	(D)	(D)
554 pt.	Other gasoline service stations and truck stops ----	25.6	11.1	5989	Fuel dealers, n.e.c. -----	(D)	(D)

See footnotes at end of table.



SIC code	Kind of business	Percent of sales —		SIC code	Kind of business	Percent of sales —	
		From administrative records <sup>1</sup>	Estimated <sup>2</sup>			From administrative records <sup>1</sup>	Estimated <sup>2</sup>
<b>59 ex. 591</b>	<b>Miscellaneous retail stores —Con.</b>			<b>59 ex. 591</b>	<b>Miscellaneous retail stores —Con.</b>		
5992	Florists .....	29.7	6.9	5999	Miscellaneous retail stores, n.e.c. ....	(D)	(D)
5993	Tobacco stores and stands .....	(D)	(D)	5999 pt.	Pet shops .....	11.3	1.3
5994	News dealers and newsstands .....	(D)	(D)	5999 pt.	Art dealers .....	38.7	—
5995	Optical goods stores .....	11.2	5.1	5999 pt.	Other miscellaneous retail stores, n.e.c. ....	(D)	(D)

<sup>1</sup>Includes sales information obtained from administrative records of other Federal agencies.

<sup>2</sup>Includes sales information which was imputed based on historic company ratios or administrative records, or on industry averages.

<sup>3</sup>Includes sales from catalog order desks.

<sup>4</sup>Includes data for leased departments operated within department stores. Data for this line not included in broader kind-of-business totals.

## Appendix F. Geographic Notes

---

### ALASKA

**Aleutians East Borough** was established from part of the Aleutian Islands Census Area, which no longer exists; this change took place in October 1987.

**Aleutians West Census Area** was established from part of the Aleutian Islands Census Area, which no longer exists; this change took place in January 1990.

**Denali Borough** was established from parts of the Yukon-Koyukuk Census Area and Southeast Fairbanks Census Area, both of which continue to exist; this change took place in December 1990.

**Lake and Peninsula Borough** was established from part of the Dillingham Census Area, which continues to exist; this change took place in April 1989.

# Appendix G.

## Establishments in Business Any Time During Year and Establishments in Business at End of Year for the State: 1992 and 1987

[Includes only establishments with payroll. For meaning of abbreviations and symbols, see introductory text. For explanation of terms and comparability of 1987 and 1992 censuses, see appendix A]

SIC code	Kind of business	Establishments in business —			
		Any time during year		At end of year	
		1992	1987	1992	1987
	<b>Retail trade</b> .....	<b>3 693</b>	<b>3 522</b>	<b>3 385</b>	<b>3 151</b>
<b>52</b>	<b>Building materials and garden supplies stores</b> .....	<b>132</b>	<b>159</b>	<b>126</b>	<b>146</b>
521, 3	Building materials and supply stores .....	87	101	81	92
521	Lumber and other building materials dealers .....	69	80	64	74
523	Paint, glass, and wallpaper stores .....	18	21	17	18
525	Hardware stores .....	34	46	34	43
526	Retail nurseries, lawn and garden supply stores .....	8	9	8	8
527	Manufactured (mobile) home dealers .....	3	3	3	3
<b>53</b>	<b>General merchandise stores</b> .....	<b>123</b>	<b>124</b>	<b>112</b>	<b>115</b>
531	Department stores (incl. leased depts.) <sup>1 2</sup> .....	10	7	10	7
531	Department stores (excl. leased depts.) <sup>1</sup> .....	10	7	10	7
531 pt.	Conventional <sup>1</sup> .....	—	—	—	—
531 pt.	Discount or mass merchandising <sup>1</sup> .....	5	4	5	4
531 pt.	National chain <sup>1</sup> .....	5	3	5	3
533	Variety stores .....	14	18	14	15
539	Miscellaneous general merchandise stores .....	99	99	88	93
<b>54</b>	<b>Food stores</b> .....	<b>374</b>	<b>416</b>	<b>351</b>	<b>385</b>
541	Grocery stores .....	303	335	284	317
542	Meat and fish (seafood) markets .....	17	16	14	12
546	Retail bakeries .....	28	33	28	30
546 pt.	Retail bakeries —baking and selling .....	26	30	26	27
546 pt.	Retail bakeries —selling only .....	2	3	2	3
543, 4, 5, 9	Other food stores .....	26	32	25	26
543	Fruit and vegetable markets .....	3	5	3	3
544	Candy, nut, and confectionery stores .....	7	14	6	12
545	Dairy products stores .....	1	1	1	1
549	Miscellaneous food stores .....	15	12	15	10
<b>55 ex. 554</b>	<b>Automotive dealers</b> .....	<b>191</b>	<b>179</b>	<b>183</b>	<b>159</b>
551	New and used car dealers .....	36	39	36	36
552	Used car dealers .....	14	1	13	1
553	Auto and home supply stores .....	70	77	66	65
553 pt.	Auto parts, tires, and accessories stores .....	68	70	64	59
553 pt.	Home and auto supply stores .....	2	7	2	6
555, 6, 7, 9	Miscellaneous automotive dealers .....	71	62	68	57
555	Boat dealers .....	40	37	39	35
556	Recreational vehicle dealers .....	9	9	8	8
557	Motorcycle dealers .....	11	10	11	9
559	Automotive dealers, n.e.c. .....	11	6	10	5
<b>554</b>	<b>Gasoline service stations</b> .....	<b>204</b>	<b>214</b>	<b>187</b>	<b>184</b>
<b>56</b>	<b>Apparel and accessory stores</b> .....	<b>294</b>	<b>260</b>	<b>264</b>	<b>236</b>
561	Men's and boys' clothing and accessory stores .....	42	36	36	34
562, 3	Women's clothing and specialty stores .....	108	83	95	73
562	Women's clothing stores .....	90	69	82	61
563	Women's accessory and specialty stores .....	18	14	13	12
565	Family clothing stores .....	49	52	46	49
566	Shoe stores .....	65	58	62	53
566 pt.	Men's shoe stores .....	—	—	—	—
566 pt.	Women's shoe stores .....	9	12	7	11
566 pt.	Children's and juveniles' shoe stores .....	—	—	—	—
566 pt.	Family shoe stores .....	42	27	41	12
566 pt.	Athletic footwear stores .....	14	19	14	30
564, 9	Other apparel and accessory stores .....	30	31	25	27
564	Children's and infants' wear stores .....	13	12	9	10
569	Miscellaneous apparel and accessory stores .....	17	19	16	17

See footnotes at end of table.

### RETAIL TRADE—GEOGRAPHIC AREA SERIES

### APPENDIX G G-1

SIC code	Kind of business	Establishments in business —			
		Any time during year		At end of year	
		1992	1987	1992	1987
<b>57</b>	<b>Furniture and homefurnishings stores</b> -----	<b>222</b>	<b>207</b>	<b>204</b>	<b>187</b>
5712	Furniture stores -----	50	46	45	42
5713, 4, 9	Homefurnishings stores -----	78	68	72	64
5713	Floor covering stores -----	25	29	25	28
5714	Drapery, curtain, and upholstery stores -----	3	5	2	5
5719	Miscellaneous homefurnishings stores -----	50	34	45	31
572	Household appliance stores -----	10	10	10	8
573	Radio, television, computer, and music stores -----	84	83	77	73
5731	Radio, television, and electronics stores -----	28	36	23	31
5734	Computer and software stores -----	20	10	20	9
5735	Record and prerecorded tape stores -----	22	23	21	22
5736	Musical instrument stores -----	14	14	13	11
<b>58</b>	<b>Eating and drinking places</b> -----	<b>1 147</b>	<b>1 022</b>	<b>1 032</b>	<b>871</b>
5812	Eating places -----	915	808	816	683
5812 pt.	Restaurants -----	423	410	372	354
5812 pt.	Cafeterias -----	12	13	12	10
5812 pt.	Refreshment places -----	342	303	308	247
5812 pt.	Other eating places -----	138	82	124	72
5813	Drinking places -----	232	214	216	188
<b>591</b>	<b>Drug and proprietary stores</b> -----	<b>46</b>	<b>55</b>	<b>44</b>	<b>51</b>
591 pt.	Drug stores -----	45	54	43	50
591 pt.	Proprietary stores -----	1	1	1	1
<b>59 ex. 591</b>	<b>Miscellaneous retail stores</b> -----	<b>960</b>	<b>886</b>	<b>882</b>	<b>817</b>
592	Liquor stores -----	132	135	123	125
593	Used merchandise stores -----	53	25	50	23
594	Miscellaneous shopping goods stores -----	492	451	456	422
5941	Sporting goods stores and bicycle shops -----	86	63	81	61
5941 pt.	General line sporting goods stores -----	38	33	37	32
5941 pt.	Specialty line sporting goods stores -----	48	30	44	29
5942	Book stores -----	50	65	45	60
5944	Jewelry stores -----	70	65	65	61
5943, 5, 6, 7, 8, 9	Other miscellaneous shopping goods stores -----	286	258	265	240
5943	Stationery stores -----	12	8	11	8
5945	Hobby, toy, and game shops -----	32	30	28	30
5946	Camera and photographic supply stores -----	10	14	9	13
5947	Gift, novelty, and souvenir shops -----	193	164	182	150
5948	Luggage and leather goods stores -----	3	4	3	4
5949	Sewing, needlework, and piece goods stores -----	36	38	32	35
596	Nonstore retailers -----	52	47	44	43
5961	Catalog and mail-order houses -----	12	20	8	19
5962	Automatic merchandising machine operators -----	17	16	16	16
5963	Direct selling establishments -----	23	11	20	8
598	Fuel dealers -----	52	66	51	61
5983	Fuel oil dealers -----	40	49	40	46
5984	Liquefied petroleum gas (bottled gas) dealers -----	11	16	10	14
5989	Fuel dealers, n.e.c. -----	1	1	1	1
5992	Florists -----	58	58	52	49
5993	Tobacco stores and stands -----	2	3	1	3
5994	News dealers and newsstands -----	1	3	1	3
5995	Optical goods stores -----	36	30	35	25
5999	Miscellaneous retail stores, n.e.c. -----	82	68	69	63
5999 pt.	Pet shops -----	19	15	17	12
5999 pt.	Art dealers -----	19	17	17	15
5999 pt.	Other miscellaneous retail stores, n.e.c. -----	44	36	35	36

<sup>1</sup>Includes sales from catalog order desks.

<sup>2</sup>Includes data for leased departments operated within department stores. Data for this line not included in broader kind-of-business totals.

# Publication Program

## 1992 CENSUS OF RETAIL TRADE

Publications of the 1992 Census of Retail Trade, containing data on retail establishments in the United States, are described below. Publications order forms for specific reports may be obtained from any Department of Commerce district office or from Data User Services Division, Customer Services, Bureau of the Census, Washington, DC 20233-8300. The first results were issued in press releases. Final detailed statistics are issued in separate paperbound reports and compact disc-read only memory (CD-ROM).

### Final Reports

#### Geographic area series—52 reports (RC92-A-1 to -52)

A separate paperbound report containing data for establishments with payroll is published for each State, the District of Columbia, and the United States. Each report presents general statistics for establishments with payroll including number of establishments, sales, payroll, and employment by varied retail classifications. All statistics are presented for the State, metropolitan areas (MA's), counties, and places with 2,500 inhabitants or more. Greater kind-of-business detail is shown for larger areas. For each State, the District of Columbia, and the United States, 1992 data are provided by kind of business on sales and employees per establishment and sales and payroll per employee. Comparative statistics showing percent changes in sales and payroll between 1987 and 1992 are shown by kind of business.

#### Nonemployer statistics series—1 report (RC92-N-1)

This report includes number of establishments and sales by kind of business for all establishments, establishments with payroll, and establishments without payroll for the United States and States. Data on sales size of establishments without payroll and the number of proprietorships and partnerships is also provided for the United States. Also presented are statistics for establishments without payroll including number of establishments and sales by varied retail classifications for MA's. Similar data for counties and places with 2,500 inhabitants or more are available on electronic media only.

#### Subject series—4 reports (RC92-S-1 to -4)

The *Establishment and Firm Size* report (RC92-S-1) presents data for establishments with payroll, based on size of establishment, size of company or firm, and legal form of organization. Establishment statistics are presented by sales size and by employment size; statistics for firms by sales size (including concentration by largest firms), by employment size, and by number of establishments operated (single units and multiunits). Statistics are presented by kind of business on the number of establishments, sales, payroll, and employment for the United States.

The *Measures of Value Produced, Capital Expenditures, Depreciable Assets, and Operating Expenses* report (RC92-S-2) presents data on measures of value produced, capital expenditures, depreciable assets, and operating expenses for firms with payroll

for the United States by major kind of business. Operating expenses include annual payroll, supplemental labor costs, purchased services, etc. Receipts data also are provided.

The *Merchandise Line Sales* report (RC92-S-3) presents data on major categories of merchandise sold by retail kinds of business for each State and the District of Columbia, each MA, and the United States as a whole. Data for States and MA's will be available on electronic media only. Tables present data for establishments with payroll for each kind of business and show, for each merchandise line, the number of establishments handling the line and their sales of the line; the percentage of total sales of the kind of business accounted for by each of the lines carried; and, for establishments actually handling a specific line, the percentage of their total sales represented by sales of that line. Summary statistics also are provided for the 43 broad merchandise line categories, including counts of establishments and the amount and percentage of the line sold by various kinds of retail businesses.

The *Miscellaneous Subjects* report (RC92-S-4) contains special statistics on eating and drinking places, gasoline service stations, shoe stores, optical goods stores, and other miscellaneous subjects. Data are presented for the United States as a whole and, where feasible, for States and MA's.

#### Special report series—1 report (RC92-SP-1)

The *Selected Statistics* report presents selected data for establishments with and without payroll for 1992 and 1987 by kind of business. Data include number of establishments, sales, payroll and employment, and selected ratios and rankings. Data are presented for the United States as a whole and for States and MA's.

### Electronic Media

All data included in the printed reports are available on CD-ROM. The CD-ROM's provide the same information found in the final reports as well as additional information not published in the final reports such as ZIP Code statistics available from series RC92-Z, merchandise line sales statistics for States and MA's from series RC92-S, and nonemployer data for counties and places from series RC92-N. Electronic media products are available for users who wish to summarize, rearrange, or process large amounts of data. These products, with corresponding technical documentation, are sold by Data User Services Division, Customer Services, Bureau of the Census, Washington, DC 20233-8300.

### OTHER ECONOMIC CENSUS REPORTS

Data on wholesale trade, service industries, transportation, communications, utilities, financial, insurance, real estate, construction industries, manufactures, mineral industries, enterprise statistics, minority-owned business enterprises, and women-owned businesses also are available from the 1992 Economic Census. A separate series of reports covers the census of outlying areas: Puerto Rico, Virgin Islands of the United States, Guam, and the Northern Marianas. Separate announcements describing these reports are available free of charge from Data User Services Division, Customer Services, Bureau of the Census, Washington, DC 20233-8300.