



U.S. Seasonal Drought Outlook

Through January 2007

Released October 19, 2006

Improvement

Development

Persist

Persist

Persist

Some Improvement

Persist





Some Improvement

Improvement

Improvement

Some Improvement

KEY:

-  Drought to persist or intensify
-  Drought ongoing, some improvement
-  Drought likely to improve, impacts ease
-  Drought development likely

Depicts general, large-scale trends based on subjectively derived probabilities guided by numerous indicators, including short- and long-range statistical and dynamical forecasts. Short-term events -- such as individual storms -- cannot be accurately forecast more that a few days in advance, so use caution if using this outlook for applications -- such as crops -- that can be affected by such events. "Ongoing" drought areas are approximated from the Drought Monitor (D1 to D4). For weekly drought updates, see the latest Drought Monitor map and text. NOTE: the green improvement areas imply at least a 1-category improvement in the Drought Monitor intensity levels, but do not necessarily imply drought elimination.