



# Vietnam: Electric Power Industry

By Le Son, Commercial Specialist

U.S. Commercial Service

U.S. Consulate General

Ho Chi Minh City, Vietnam

Phone: 848-825-0490

Fax: 848-825-0491

[www.buyusa.gov/vietnam](http://www.buyusa.gov/vietnam)

E-mail: [Le.Son@mail.doc.gov](mailto:Le.Son@mail.doc.gov)

As of March 2008



## Presentation Overview

- Electric power industry structure
- Vietnam's demand for electricity
- Vietnam's supply of electricity
- Investment requirements
- Independent power plants
- Establishment of competitive power market
- Best prospects for U.S. companies
- Prospective buyers and competitors
- Market entry
- Market challenges
- Trade events
- Q & A session

Vietnam's Total Mainland Area: 329,560 km<sup>2</sup>  
Similar to the Size of Arizona State  
Total Coastline: 3,444 km

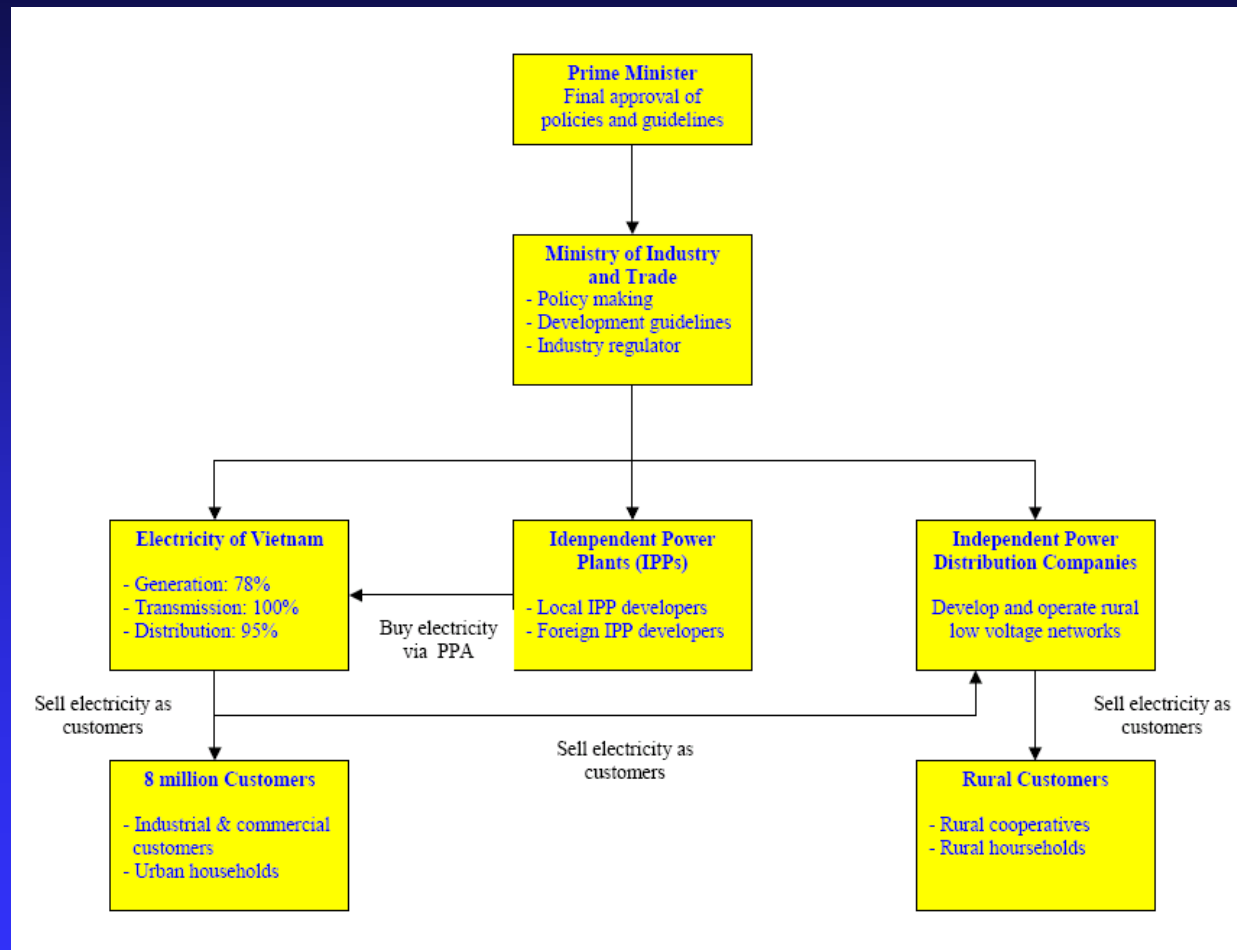


# Electric Power Industry Structure

- Ministry of Industry and Trade (MoIT): Industry regulator and policy maker
- Electricity of Vietnam (EVN): State owned monopoly
- EVN: 3th largest SOE in terms of revenue (about US\$ 2.5 in 2005)
- EVN reports directly to Prime Minister
- EVN: Single buyer of electricity from power plants

## Industry Legal Framework

- Electricity Law 2004
- Sixth Power Development Master Plan (Decision 110/2007)



Electric Power Industry Organization

Source: EVN – November 2007

# Vietnam's Demand for Electricity

- Actual demand for electricity grew 15% per annum during 1995 - 2005
- GDP growth: 8% - 9% during 2006 - 2015
- Electricity demand forecasted to grow by 17% - 20% per year during 2007 - 2015
- Power shortage since 2006 till 2009

Chart 1 – Vietnam's GDP per Capita 2000- 2007  
(2010 figure is a forecast) - Source: VET, February 2008

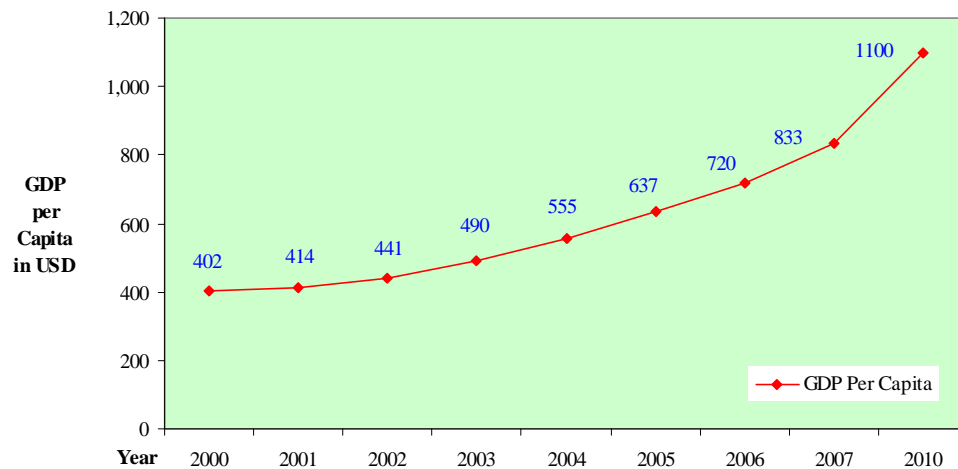


Chart 3 – Electricity Production and Sales Forecast to 2025  
(Source: EVN, November 2007)

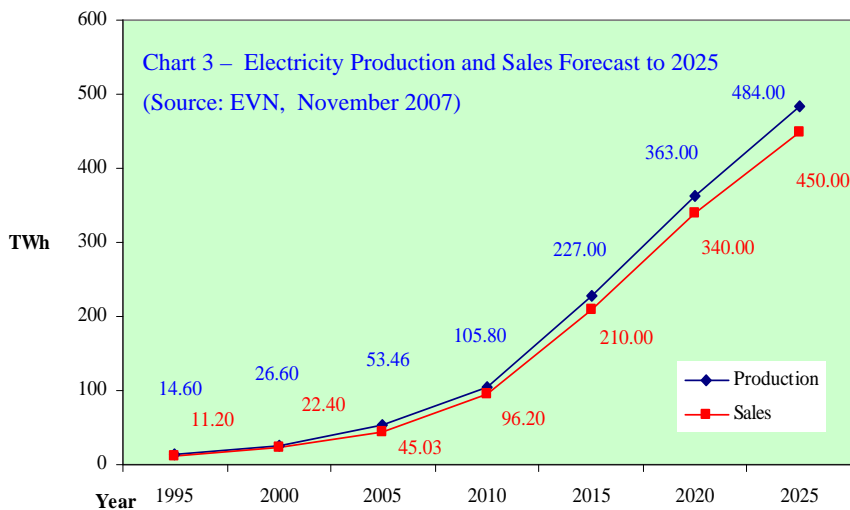
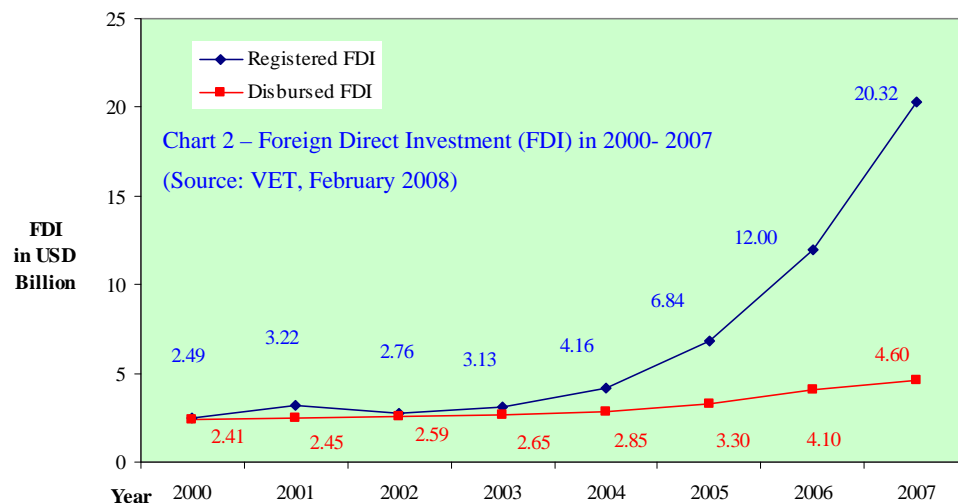


Chart 2 – Foreign Direct Investment (FDI) in 2000- 2007  
(Source: VET, February 2008)



# Vietnam's Supply of Electricity

Chart 4 – Electricity Production and Sales Forecast to 2025  
(Source: Sixth Master Plan – EVN, November 2007)

## Power Generation

- Total power generation capacity: 12,270 MW from 27 plants (peak – Dec. 2006)
- About 1,168 MW was put in operation in 2007
- Gas (South) and Hydro (North and Center) play major role
- Trend: Additional 2,700 MW required per year in period 2006 – 2010
- Trend: Coal expected to rise to 20% by 2010

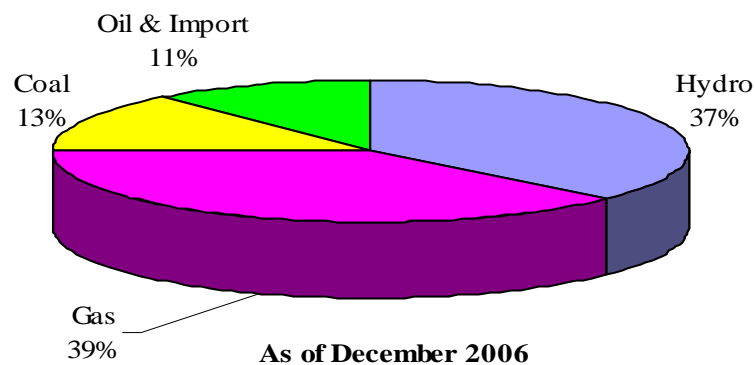
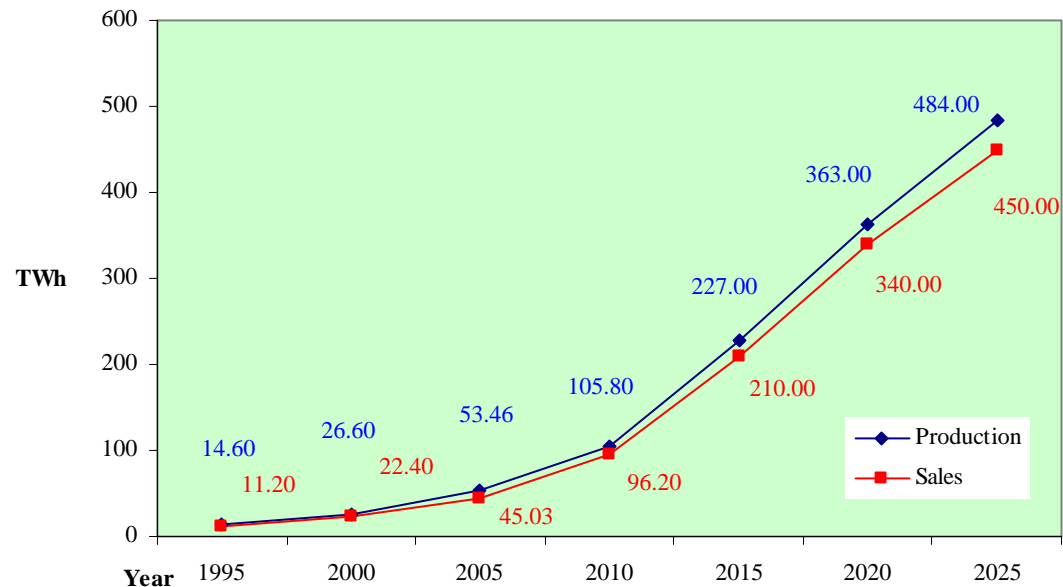


Chart 5 – Composition of Power Generation Capacity  
As of Dec. 2006 (Source: EVN, November 2007)

# Vietnam's Supply of Electricity

Chart 6 – Projected Expansion of the Power Transmission System to 2025 (Source: EVN, November 2007)

## Power Transmission & Distribution (T&D)

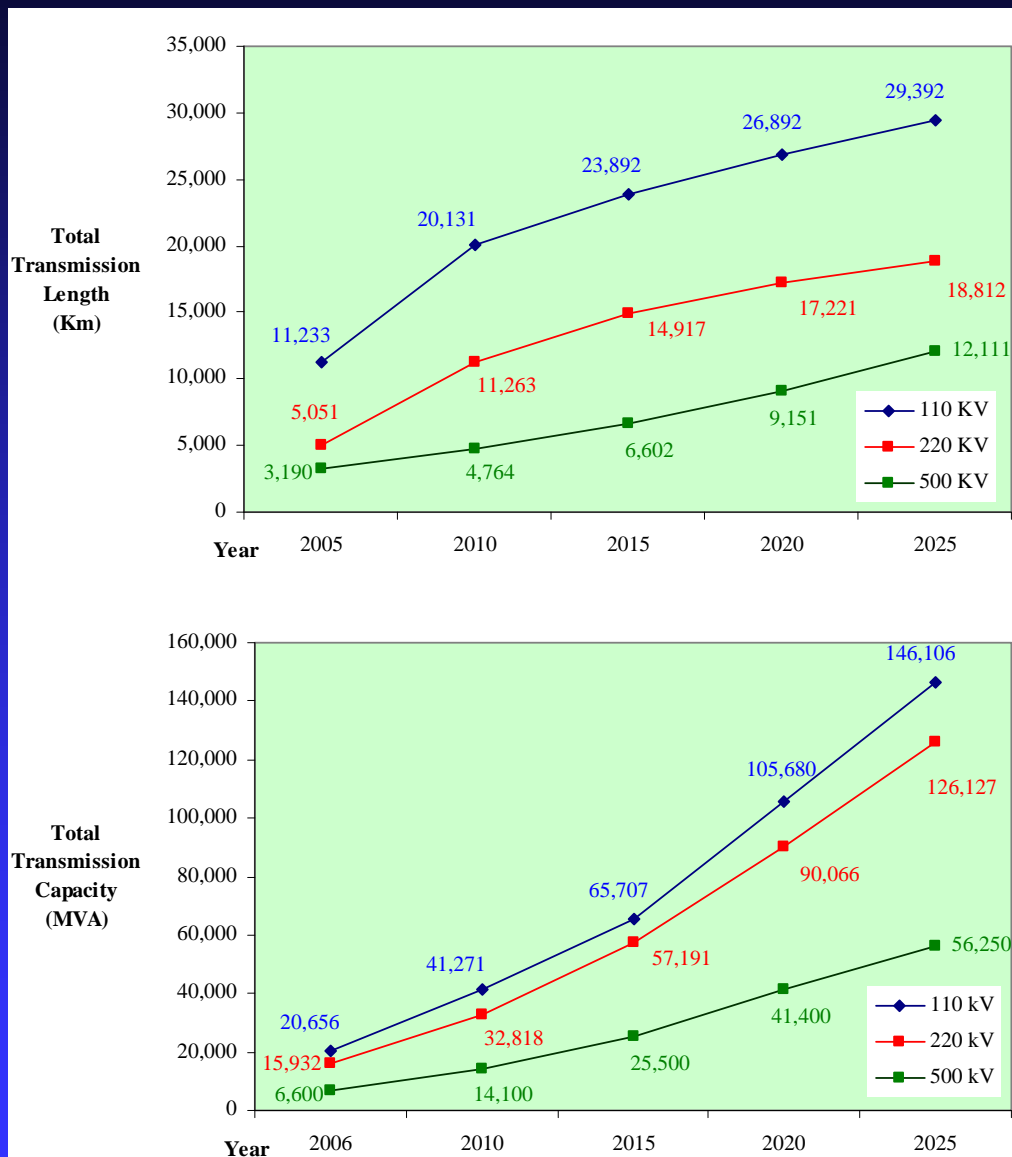
- 500 KV: 

<b>3,286 km</b>	<b>6,600 MVA</b>
-----------------	------------------
- 220 KV: 

<b>5,650 km</b>	<b>15,923 MVA</b>
-----------------	-------------------
- 110 KV: 

<b>11,053 km</b>	<b>20,656 MVA</b>
------------------	-------------------
- Rural electrification rate:  
94.84% of households (Sept. 2007)
- Goal: 100% by 2020
- Expansion of T&D systems required

Chart 7 – Projected Expansion of the Power Transmission System to 2025 (Source: EVN, November 2007)



## Investment in Electric Power Sector

### Estimated Investment:

- US\$ 40 billion required until 2015
- US\$ 30 billion for power generation
- US\$ 10 billion for T&D

### Expected Sources:

- EVN's funds
- ODA loans
- State budget
- Commercial loans
- Export credit
- Private funds (IPP projects)

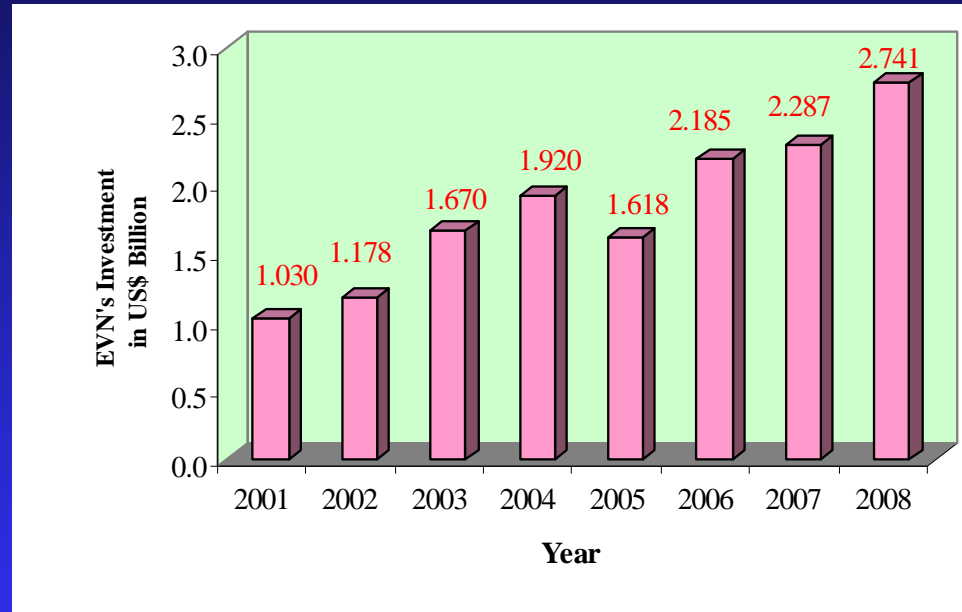


Chart 8 – EVN's Investment in Electric Power Industry 2001 - 2008  
(Source: FCS database)



# Independent Power Plants (IPPs)

715-MW BOT Phu My 2.2 Gas Combined Cycle Power Plant  
(Photo by Mekong Energy Company in 2006)

## Overview:

- IPPs: 22% of total output capacity
- IPPs play increasing role
- IPPs developed by local and foreign companies
- Two major foreign IPPs:  
Phu My 3 (716 MW, Gas, US\$ 412 million)  
Phu My 2.2 (715 MW, Gas, US\$ 410 million)
- Active IPP developers: EDF, Sumitomo, Sojitz, BP, Sempcorp, Petrovietnam, Vinacomin
- Large number of upcoming IPP projects
- PPA with EVN: 4.0 – 4.5 US Cent per KWh

## Legal Framework:

- Electricity Law 2004
- Sixth Power Development Master Plan
- Decree 78/2007 on BOT projects
- Decision 30/2006 on IPP projects

## Challenges:

- Legal and regulatory issues
- Lack of transparent competitive market
- Access to fuel (gas and coal)
- Coordination among government agencies

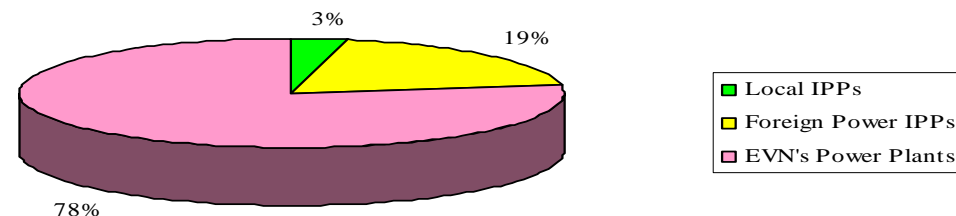


Chart 9 – Composition of Power Generation Capacity  
As of Dec. 2006 (Source: EVN, November 2007)

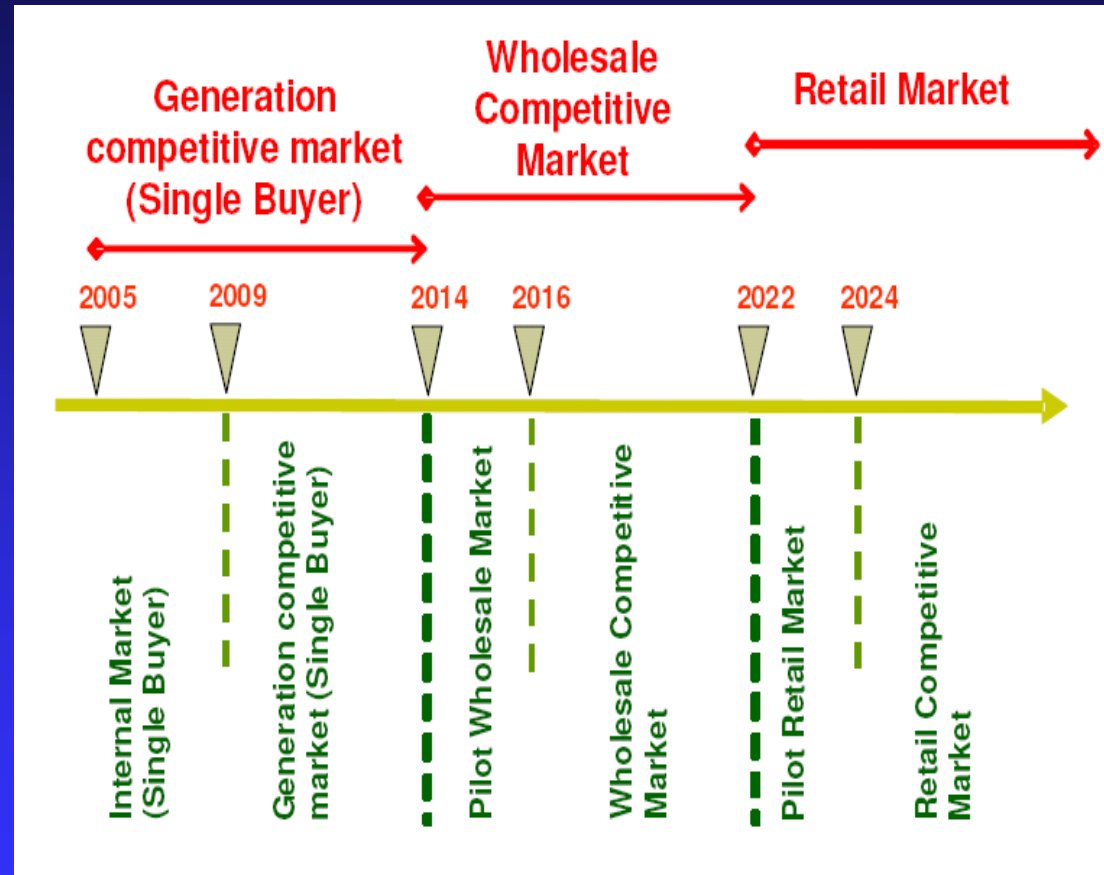
# Establishment of a Competitive Electricity Market

## Competitive Market:

- Electricity Law 2004 outlines development of competitive power market
- Decision 26/2006: detailed roadmap for the competitive power market
- Phase 1 (2005-2014): competitive generation with single buyer (EVN)
- Phase 2 (2015 – 2022): competitive wholesales directly to major end-users
- Phase 3 (after 2022): competitive retail
- EVN restructured into a shareholding company

## Electricity Retail Prices:

- Electricity retail prices regulated by government
- Decision 276/2006 approved price increase roadmap and price deregulation
- Jan 2007: 5.3 US Cent per KWh
- July 2008: 5.6 US Cent per KWh
- 2010: Retail price determined by market



Roadmap for a Competitive Electricity Market  
Source: EVN – November 2007

## Best Prospects, Prospective Buyers and Competitors

### Best prospects:

- Consulting and engineering services for thermal power plants
- Equipment for thermal power plants
- Spare parts and overhaul services for thermal power plants
- Investment in IPP projects

### Prospective buyers:

- Foreign IPP developers
- Coal and gas fired project developers
- Foreign contractors (Chinese, Japanese, French and German)
- Vietnamese contractors

### Competitors:

- Equipment: Chinese, Japanese and European
- Services: Chinese, Japanese and European



750-MW IPP Ca Mau Gas Combined Cycle Power Plant 1 with Siemens Turbines  
developed Petrovietnam with USD 436 million in investment  
Commercial Operation: October 2007

## Challenges and Barriers to American Suppliers

### Challenges:

- Project delay
- Red-tape and lack of transparency
- Complicated bidding procedures
- Corruption
- Flexibility and adaptability to local business environment
- Price competition
- Finding good local partners

### Barriers:

- Import documentation
- Payment terms (L/C versus TTR)
- Metric system
- Trading right restrictions



Can Don Hydro Power Project – IPP  
Developed by Song Da Construction Corporation  
Source: Song Da Corp.

## Market Entry Recommendations

- Long term approach and patience
- Flexibility and adaptability
- Competitive prices
- Suitable equipment
- Sales channels:
  - Agents/distributors for aftermarket
  - Direct sale with assistance from local agents to end users in large scale projects
- Promotion: trade events, sales calls, workshops and orientation visits
- Financing strategies:
  - Export credit
  - Foreign commercial banks



Ben Thanh Market in HCMC

## Local Electricity Trade Events

### Vietnam Energy 2008:

- Date: October 28-31, 2008
- Venue: Hanoi, Vietnam
- About 115 exhibitors from 22 countries
- Features: Power generation and T&D
- Organizers: CP Exhibition
- Supported by: MoIT, EVN & Vinacomin
- [www.cpexhibition.com/energy08](http://www.cpexhibition.com/energy08)

### Vietnam Electricity 2009:

- Date: November 29-31, 2009
- Venue: HCMC, Vietnam
- About 114 exhibitors from 22 countries
- Features: T&D
- Organizers: CP Exhibition
- Supported by: MoIT, EVN and VCCI
- [www.vfabric.com/electric](http://www.vfabric.com/electric)

### Vietnam Oil & Gas and Power Summit:

- Date: Not yet determined
- Venue: HCMC
- Feature: Conference on energy
- [www.cmtevents.com](http://www.cmtevents.com)



Local Trade Show



# **Thank You & Welcome to Vietnam**

**By Le Son, Commercial Specialist  
U.S. Commercial Service  
U.S. Consulate General  
9/E, Saigon Center  
65 Le Loi Boulevard, District 1  
Ho Chi Minh City, Vietnam  
Phone: 848-825-0490 (Ext. 33)  
Fax: 848-825-0491**

**[www.buyusa.gov/vietnam](http://www.buyusa.gov/vietnam)  
[Le.Son@mail.doc.gov](mailto:Le.Son@mail.doc.gov)  
As of March 2008**