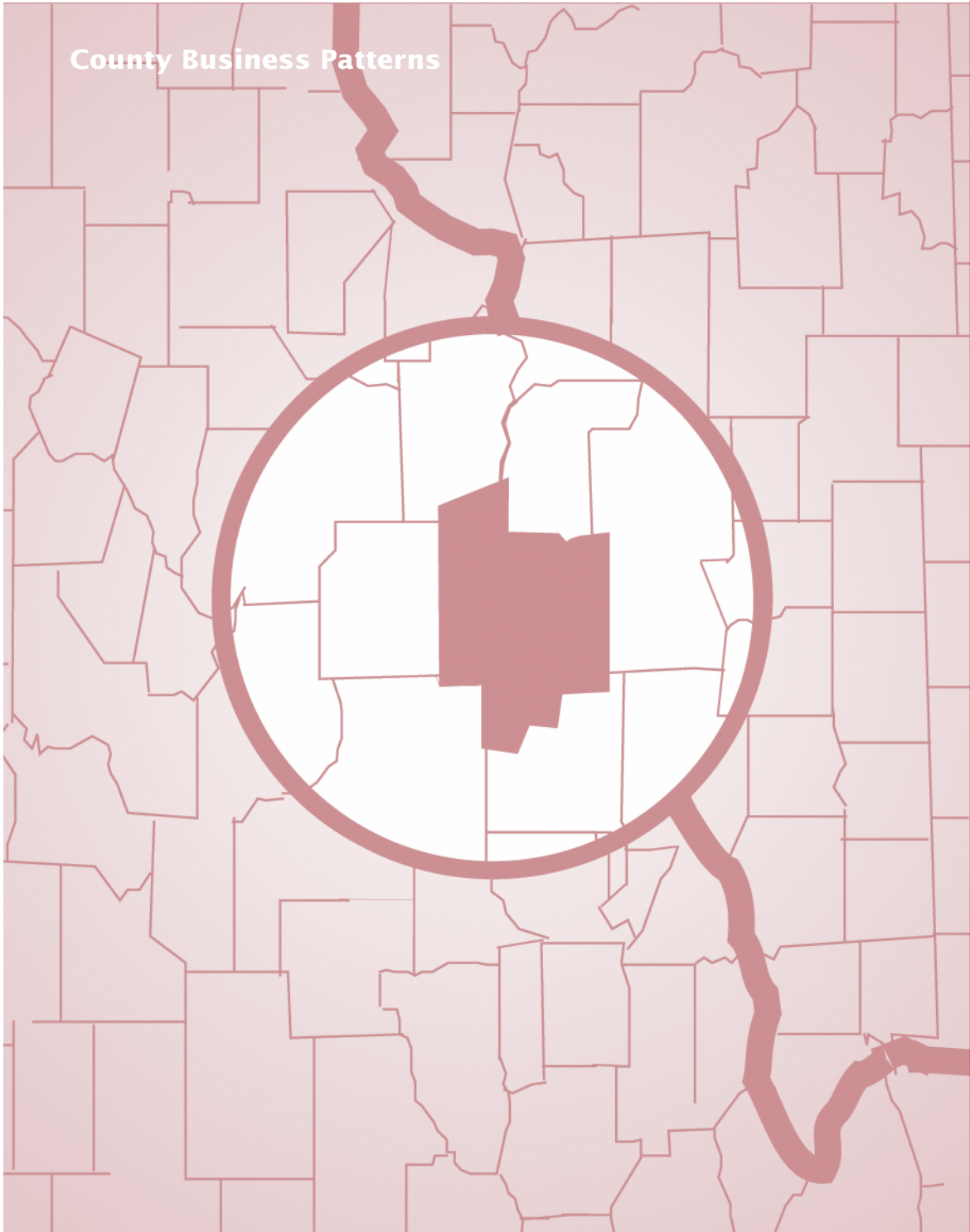


# Alaska: 2003

Issued September 2005

CBP/03-3



**USCENSUSBUREAU**  
*Helping You Make Informed Decisions*

U.S. Department of Commerce  
Economics and Statistics Administration  
U.S. CENSUS BUREAU



## ACKNOWLEDGMENTS

This report was prepared under the general direction of **Franklin Winters**, Assistant Division Chief for Research and Methodology, Economic Planning and Coordination Division. **Paul Hanczaryk**, Chief, Register Analysis Branch, supervised the preparation of this report and was assisted by **Susan Keehan**, **Phil Thompson**, and **Jim Warden**. **Stefan Belliveau**, **Joel Fowler**, **Mary Green**, **Lavelle Lee**, **Tracy Palmer**, and **Jon Youngman** contributed in resolving establishment processing problems and in data analysis. **David Chapman** contributed to the editing system and provided other methodological improvements.

Additional data analysis was provided by the staffs of **Bernard J. Fitzpatrick**, Assistant Division Chief for Collection Activities, Economic Planning and Coordination Division, assisted by **David Eade**; and **Mark Grice**, Assistant Division Chief, Processing, National Processing Center, assisted by **Marsha Sowders** and **Jan Speaker**. Statistical methodology and quality assurance operations were performed by **Michael Kornbau**, **Steve Klement**, **Thomas Cevis**, and **Michelle Vile**.

**Steven McCraith**, Chief, Census Related Surveys Branch, Economic Statistical Methods and Programming Division, assisted by **Dan Vacca**, supervised computer support operations. **Jerry Richards** and **Bob Penrod** provided additional support for computer operations.

**Bernadette J. Beasley**, **Michael T. Browne**, and **Kevin Proctor** of the Administrative and Customer Services Division, **Walter C. Odom**, Chief, provided publications and printing management, graphics design and composition, and editorial review for print and electronic media. General direction and production management were provided by **James R. Clark**, Assistant Division Chief, and **Susan L. Rappa**, Chief, Publications Services Branch.

Special acknowledgment is also due the many businesses whose cooperation has contributed to the publication of these data.

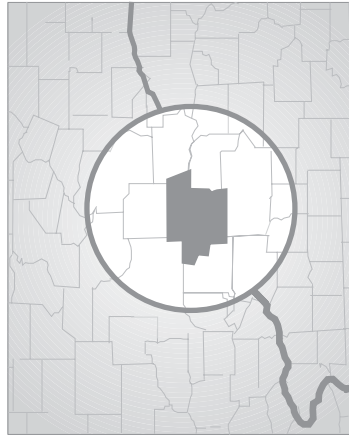
---

# Alaska: 2003

Issued September 2005

CBP/03-3

## County Business Patterns



**U.S. Department of Commerce**  
**Carlos M. Gutierrez,**  
Secretary

**David A. Sampson,**  
Deputy Secretary

**Economics and Statistics  
Administration**

**Kathleen B. Cooper,**  
Under Secretary for  
Economic Affairs

**U.S. CENSUS BUREAU**  
**Charles Louis Kincannon,**  
Director

---

SUGGESTED CITATION

U.S. Census Bureau,  
County Business Patterns 2003

**ALASKA**

Washington, DC,  
2005



**Economics  
and Statistics  
Administration**

**Kathleen B. Cooper,**  
Under Secretary  
for Economic Affairs



**U.S. CENSUS BUREAU**

**Charles Louis Kincannon,**  
Director

**Hermann Habermann,**  
Deputy Director and  
Chief Operating Officer

**Thomas L. Mesenbourg,**  
Associate Director  
for Economic Programs

**Thomas L. Mesenbourg,**  
Acting Assistant Director  
for Economic Programs

**Shirin A. Ahmed,**  
Chief, Economic  
Planning and Coordination Division

## CONTENTS

---

### General Explanation

Introduction .....	IV
Industry Classifications .....	IV
Comparability With Other Data .....	V
Data Products .....	V
Sources of Data .....	VI
Definitions of Basic Data Items .....	VI
Industry and Geography Classifications .....	VII
Data Withheld From Publication .....	VIII
Reliability of Data .....	VIII
Abbreviations and Symbols .....	VIII

State Map .....	IX
-----------------	----

### Tables

1. The State—Establishments, Employees, and Payroll by Major Group: 2003 and 2002 .....	1
2. The State—Employees, Payroll, and Establishments by Industry: 2003 .....	3
3. The State—Employees and Annual Payroll by Employment-Size Class: 2003 .....	26
4. The State—Establishments With 1,000 Employees or More by Major Group and Employment-Size Class: 2003 .....	31
5. The State—Employees, Payroll, and Establishments by Boroughs and Census Areas: 2003 and 2002 .....	32
6. Boroughs and Census Areas—Employees, Payroll, and Establishments by Industry: 2003 .....	33

Description of Publications Issued in Previous Years—Inside Back Cover

# General Explanation

---

## INTRODUCTION

County Business Patterns is an annual series that provides subnational economic data by industry. The series is useful for studying the economic activity of small areas; analyzing economic changes over time; and as a benchmark for statistical series, surveys, and databases between economic censuses. Businesses use the data for analyzing market potential, measuring the effectiveness of sales and advertising programs, setting sales quotas, and developing budgets. Government agencies use the data for administration and planning.

County Business Patterns covers most of the country's economic activity. The series excludes data on self-employed individuals, employees of private households, railroad employees, agricultural production employees, and most government employees.

This series has been published annually since 1964 and at irregular intervals dating back to 1946. The comparability of data over time may be affected by definitional changes in establishments, activity status, and industrial classifications. For more details on these changes, see the section "Comparability With Other Data."

## INDUSTRY CLASSIFICATIONS

Beginning in 1998, data from the County Business Patterns series are published primarily on the basis of the North American Industry Classification System (NAICS). Earlier County Business Patterns data were published according to the Standard Industrial Classification (SIC) system. While many of the individual NAICS industries correspond directly to industries as defined under the SIC system, most of the aggregate NAICS groupings do not.

Particular care should be taken in comparing data for retail trade, wholesale trade, and manufacturing, which are sector titles used in both NAICS and SIC, but cover somewhat different groups of industries. For more information on NAICS and changes from the SIC system, go to [www.census.gov/epcd/www/naics.html](http://www.census.gov/epcd/www/naics.html).

The 2003 County Business Patterns series includes the following NAICS sectors:

<i>Sector</i>	<i>Description</i>
11	Forestry, Fishing, Hunting, and Agriculture Support
21	Mining
22	Utilities
23	Construction
31-33	Manufacturing
42	Wholesale Trade
44-45	Retail Trade
48-49	Transportation and Warehousing
51	Information
52	Finance and Insurance
53	Real Estate and Rental and Leasing
54	Professional, Scientific, and Technical Services
55	Management of Companies and Enterprises
56	Administrative and Support and Waste Management and Remediation Services
61	Educational Services
62	Health Care and Social Assistance
71	Arts, Entertainment, and Recreation
72	Accommodation and Food Services
81	Other Services (except Public Administration)
99	Unclassified

---

County Business Patterns data are tabulated by industry as defined in the manual entitled *North American Industry Classification System: United States, 2002* with some exceptions.

The 2003 County Business Patterns covers all NAICS industries except crop and animal production (NAICS 111,112), rail transportation (NAICS 482), Postal Service (NAICS 491), pension, health, welfare, and vacation funds (NAICS 525110, 525120, 525190), trusts, estates, and agency accounts (NAICS 525920), private households (NAICS 814), and public administration (NAICS 92).

## **COMPARABILITY WITH OTHER DATA**

### **Earlier County Business Patterns**

The comparability of data with previous County Business Patterns series may be affected by the following revisions:

- Beginning with the 2003 County Business Patterns series, the industry classifications are based on the 2002 North American Industry Classification System (NAICS). The revisions from the 1997 NAICS are primarily in the Construction, Wholesale Trade, Retail Trade, and Information sectors. A complete description of the changes in NAICS codes from 1997 to 2002 is located at the following link: <[www.census.gov/epcd/naics02](http://www.census.gov/epcd/naics02)>.
- Beginning with the 2003 County Business Patterns survey, cases previously classified under NAICS code 95 (auxiliaries) are coded in the operating NAICS sector of the establishment.
- The change in industrial classification systems from the Standard Industrial Classification (SIC) system to the NAICS that occurred in 1998. A complete description of the correspondence between the SIC system and the NAICS is located at the following link: <[www.census.gov/epcd/www/naicstab.htm](http://www.census.gov/epcd/www/naicstab.htm)>.
- The change in definition of “active” establishments in 1983.
- The change from a “reporting unit” concept to “establishment”-based data in 1974.

A description of previous County Business Patterns publications is provided on the inside back cover.

### **2002 Economic Census**

Definitional and coverage differences may affect the direct comparison of 2002 Economic Census and County Business Patterns data. Definitions of an establishment, employment, and payroll are detailed in the introductory text of each publication.

The 2002 Economic Census generally uses respondent-reported data. County Business Patterns uses administrative record data for small establishments. Although efforts are made to resolve significant differences in the data, differences are known to exist.

Some large companies report different activities at the same location as separate profit centers. The County Business Patterns program treats each profit center as a separate establishment. The 2002 Economic Census may combine the profit centers into one establishment. This results in establishment count differences.

## **DATA PRODUCTS**

### **Reports**

The County Business Patterns data series includes a separate printed report for each state, the District of Columbia, Puerto Rico, and the United States. Individual state reports present payroll and employment data for the state and counties by industry. The reports also include the number of establishments by industry and employment size class.

The United States report presents similar data for the country as a whole. In addition, the U.S. report provides employment and payroll data by employment size class for major industry groups.

Data for industries with fewer than 100 employees, as well as data for detailed industries withheld to avoid disclosing data for individual companies, are not shown in the printed reports. However, these data are available on CD-ROM and other computer products.

---

## **Electronic Data Formats**

County Business Patterns series data are available on CD-ROM, which includes software for creating County Business Patterns data files compatible with popular database and spreadsheet software. In addition, ZIP Code Business Patterns data are available on DVD-ROM starting in 2002 and on CD-ROM for previous years. ZIP Code Business Patterns data are available shortly after the release of County Business Patterns and include the number of establishments by NAICS industry.

Publications also are available in Portable Document Format (PDF) at <[www.census.gov/prod/www/abs/cbpttotal.html](http://www.census.gov/prod/www/abs/cbpttotal.html)>. In order to view these files, you will need the Adobe® Acrobat® Reader, which is available for free from the Adobe Web site at <[www.adobe.com](http://www.adobe.com)>. Alternatively, the Census Bureau will print the publication, give it a glue binding, and ship it to you for a fee.

For information and options to order County Business Patterns data products, contact:

Customer Services Center  
Marketing Services Office  
U.S. Census Bureau  
Washington, DC 20233

Telephone: 301-763-INFO (4636)  
Internet address: [www.census.gov](http://www.census.gov)

## **Special Tabulations**

Special tabulations of County Business Patterns are available on a cost-reimbursable basis. For more information, contact:

U.S. Census Bureau  
Economic Planning and Coordination Division  
Register Analysis Branch  
Washington, DC 20233

Telephone: 301-763-2580  
Fax: 301-457-4433  
E-mail: [epcd.county.business.patterns@census.gov](mailto:epcd.county.business.patterns@census.gov)

## **SOURCES OF DATA**

County Business Patterns basic data items are extracted from the Business Register, a file of all known single and multiestablishment employer companies maintained and updated by the U.S. Census Bureau. The annual Company Organization Survey provides individual establishment data for multiestablishment companies. Data for single-establishment companies are obtained from various Census Bureau programs, such as the Annual Survey of Manufactures and Current Business Surveys, as well as from administrative records of the Internal Revenue Service, the Social Security Administration, and the Bureau of Labor Statistics.

## **DEFINITIONS OF BASIC DATA ITEMS**

### **Establishments**

An establishment is a single physical location at which business is conducted or services or industrial operations are performed. It is not necessarily identical with a company or enterprise, which may consist of one or more establishments. When two or more activities are carried on at a single location under a single ownership, all activities generally are grouped together as a single establishment. The entire establishment is classified on the basis of its major activity and all data are included in that classification.

Establishment-size designations are determined by paid employment in the mid-March pay period. The size group "1 to 4" includes establishments that did not report any paid employees in the mid-March pay period but paid wages to at least one employee at some time during the year.



---

Establishment counts represent the number of locations with paid employees any time during the year. This series excludes governmental establishments except for wholesale liquor establishments (NAICS 4248), retail liquor stores (NAICS 44531), Federally-chartered savings institutions (NAICS 522120), Federally-chartered credit unions (NAICS 522130), and hospitals (NAICS 622).

### **Payroll**

Total payroll includes all forms of compensation, such as salaries, wages, reported tips, commissions, bonuses, vacation allowances, sick-leave pay, employee contributions to qualified pension plans, and the value of taxable fringe benefits. For corporations, it includes amounts paid to officers and executives; for unincorporated businesses, it does not include profit or other compensation of proprietors or partners. Payroll is reported before deductions for Social Security, income tax, insurance, union dues, etc. First-quarter payroll consists of payroll during the January-to-March quarter.

### **Mid-March Employment**

Paid employment consists of full- and part-time employees, including salaried officers and executives of corporations, who are on the payroll in the pay period including March 12. Included are employees on paid sick leave, holidays, and vacations; not included are proprietors and partners of unincorporated businesses.

## **INDUSTRY AND GEOGRAPHY CLASSIFICATIONS**

The quinquennial economic censuses are the primary source for industry and geography classifications. The annual Company Organization Survey, Annual Survey of Manufactures, Current Business Surveys, and other Census Bureau programs provide regular updates.

### **Industry Classification**

Additional sources for assigning industry classifications are the Social Security Administration, the Internal Revenue Service, and the Bureau of Labor Statistics. These sources provide industry classification information for new businesses and businesses not canvassed in the Census Bureau programs. Establishments without sufficient industry information are tabulated in the “unclassified establishments” group.

Industry classifications are explained in an appendix in the U.S. Summary. The industry titles used throughout this series are the short NAICS titles; complete descriptions are contained in the manual entitled *North American Industry Classification System: United States, 2002*.

### **Geography Classification**

Most geography codes are derived from the physical location address reported in Census Bureau programs. The Internal Revenue Service provides supplemental address information. Those employers without a fixed location within a state (or of unknown county location) are included under a “statewide” classification at the end of the county tables. This incomplete detail causes only slight understatement of county employment. The independent cities in Virginia, and the cities of Baltimore, MD; Carson City, NV; and St. Louis, MO, are treated as separate counties.

### **Employee Leasing Services**

Historically, the permanent on-site work force at a business location were paid employees of that establishment. This traditional practice of firms directly hiring employees is still the dominant employer/employee relationship in the United States. However, over the past decade a new work force arrangement has emerged.

Under this new arrangement, a company commonly known as an employee leasing company or professional employer organization (PEO) operates in a co-employment relationship with client businesses. Employee leasing establishments typically acquire and lease back some or all of the employees of their clients, and serve as the employer of record of the leased employees for payroll, benefits, and related purposes.

---

The 2003 County Business Patterns shows over 1.56 million employees in employee leasing services (NAICS 561330), up from 1.18 million employees published in the 2002 CBP. Clearly, the employees are not classified in the predominant industry of the client businesses. Also, leasing companies may pay these employees out of a single payroll office. This may result in the leasing company's employment and payroll data being reported in the county where the payroll office is located, thus distorting the data for that county. In some cases, many thousands of employees may be paid from a single payroll office. Therefore, for geography purposes, we may publish employee-leasing establishments in the "statewide" category in states where such payroll offices are located, as these establishments service multiple counties.

#### **DATA WITHHELD FROM PUBLICATION**

In accordance with U.S. Code, Title 13, Section 9, no data are published that would disclose the operations of an individual employer. However, the number of establishments in an industry classification and the distribution of these establishments by employment-size class are not considered to be disclosures, and so this information may be released even though other information is withheld from publications.

#### **RELIABILITY OF DATA**

All data are tabulated from universe files and are not subject to sampling errors. However, the data are subject to nonsampling errors. Nonsampling errors can be attributed to many sources: inability to identify all cases in the universe; definition and classification difficulties; differences in interpretation of questions; errors in recording or coding the data obtained; and estimation of employers who reported too late to be included in the tabulations and for records with missing or misreported data.

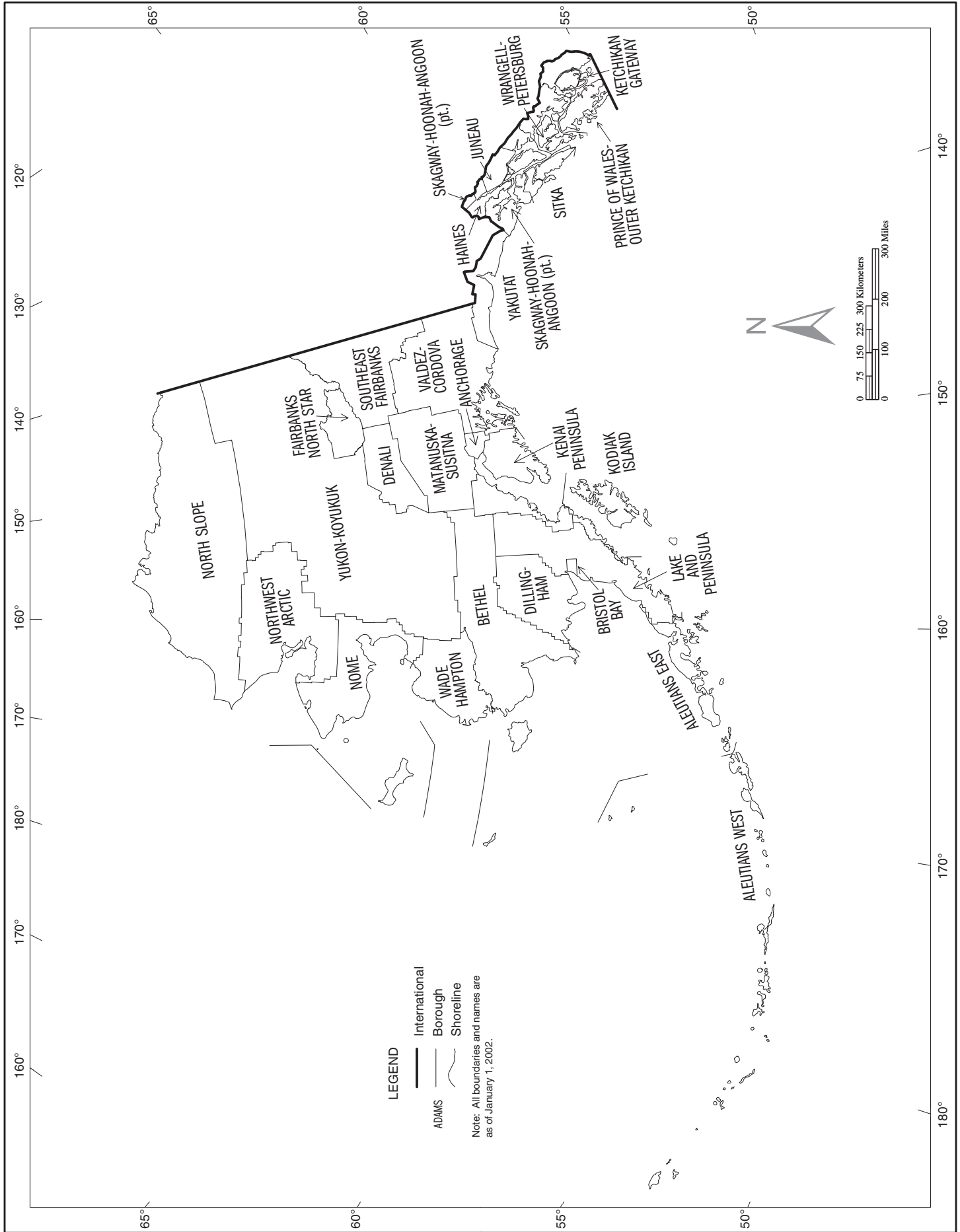
The accuracy of the data is determined by the joint effects of the various nonsampling errors. No direct measurement of these effects has been obtained; however, precautionary steps were taken in all phases of collection, processing, and tabulation to minimize the effects of nonsampling errors.

#### **ABBREVIATIONS AND SYMBOLS**

The following abbreviations and symbols are used in this publication:

–	Represents zero.
A–C, E–M	Entered in place of employment data, represents an employment-size class as defined in the footnote of the tables.
(D)	Withheld to avoid disclosing data for individual companies; data are included in broader industry totals.
n.e.c.	Not elsewhere classified.
NAICS	North American Industry Classification System.

# County Business Patterns--Alaska



**Table 1. The State—Establishments, Employees, and Payroll by Major Group: 2003 and 2002**

[Excludes most government employees, railroad employees, and self-employed persons. (D) denotes figures withheld to avoid disclosing data for individual companies; the data are included in broader industry totals. For explanation of terms, statement on reliability, and comparability with other data, see introductory text]

NAICS code	Major group	2003				2002			
		Number of establishments	Number of employees for week including March 12	Payroll (\$1,000)		Number of establishments	Number of employees for week including March 12	Payroll (\$1,000)	
				First quarter	Annual			First quarter	Annual
	<b>Total .....</b>	<b>19 176</b>	<b>216 807</b>	<b>1 966 782</b>	<b>8 694 257</b>	<b>18 856</b>	<b>213 600</b>	<b>1 930 387</b>	<b>8 438 954</b>
<b>11</b>	<b>Forestry, fishing, hunting, and agriculture support .....</b>	<b>308</b>	<b>(G)</b>	<b>(D)</b>	<b>(D)</b>	<b>269</b>	<b>1 256</b>	<b>9 807</b>	<b>54 537</b>
113	Forestry and logging .....	46	(F)	(D)	(D)	52	(F)	(D)	(D)
114	Fishing, hunting & trapping .....	248	388	3 635	21 789	202	494	3 899	15 049
115	Agriculture & forestry support activities .....	14	(B)	(D)	(D)	15	(B)	(D)	(D)
<b>21</b>	<b>Mining .....</b>	<b>137</b>	<b>6 916</b>	<b>163 246</b>	<b>637 489</b>	<b>139</b>	<b>7 633</b>	<b>180 041</b>	<b>669 759</b>
211	Oil & gas extraction .....	20	1 790	64 701	227 398	22	1 382	61 630	218 207
212	Mining (except oil & gas) .....	51	1 330	21 871	96 254	51	1 306	21 255	94 245
213	Mining support activities .....	66	3 796	76 674	313 837	66	4 945	97 156	357 307
<b>22</b>	<b>Utilities .....</b>	<b>90</b>	<b>1 666</b>	<b>25 464</b>	<b>113 488</b>	<b>99</b>	<b>1 960</b>	<b>30 031</b>	<b>128 885</b>
221	Utilities .....	90	1 666	25 464	113 488	99	1 960	30 031	128 885
<b>23</b>	<b>Construction .....</b>	<b>2 601</b>	<b>16 267</b>	<b>179 014</b>	<b>1 006 762</b>	<b>2 490</b>	<b>14 067</b>	<b>166 660</b>	<b>889 208</b>
233	Building, developing & general contracting .....	-	-	-	-	808	3 793	39 514	229 704
234	Heavy construction .....	-	-	-	-	279	3 481	59 052	305 997
235	Special trade contractors .....	-	-	-	-	1 403	6 793	68 094	353 507
236	Construction of Buildings .....	810	5 423	53 566	297 924	-	-	-	-
237	Heavy and Civil Engineering Construction .....	302	3 336	52 457	300 352	-	-	-	-
238	Specialty Trade Contractors .....	1 489	7 508	72 991	408 486	-	-	-	-
<b>31-33</b>	<b>Manufacturing .....</b>	<b>511</b>	<b>9 934</b>	<b>86 196</b>	<b>369 312</b>	<b>495</b>	<b>10 625</b>	<b>86 711</b>	<b>363 820</b>
311	Food mfg .....	155	6 989	53 519	220 116	136	7 537	51 063	207 952
312	Beverage & tobacco product mfg .....	13	(B)	(D)	(D)	10	(B)	(D)	(D)
313	Textile mills .....	-	-	-	-	2	(B)	(D)	(D)
314	Textile product mills .....	9	(B)	(D)	(D)	13	(B)	(D)	(D)
315	Apparel manufacturing .....	8	(B)	(D)	(D)	11	(B)	(D)	(D)
316	Leather & allied product mfg .....	3	(A)	(D)	(D)	3	(A)	(D)	(D)
321	Wood product mfg .....	37	136	846	4 560	34	(C)	(D)	(D)
322	Paper mfg .....	3	(B)	(D)	(D)	3	(A)	(D)	(D)
323	Printing & related support activities .....	51	395	3 213	13 326	54	401	3 070	13 279
324	Petroleum & coal products mfg .....	15	466	8 900	40 907	19	(F)	(D)	(D)
325	Chemical mfg .....	7	(E)	(D)	(D)	5	(E)	(D)	(D)
326	Plastics & rubber products mfg .....	12	127	1 265	5 537	12	(B)	(D)	(D)
327	Nonmetallic mineral product mfg .....	31	(C)	(D)	(D)	30	(C)	(D)	(D)
331	Primary metal mfg .....	2	(A)	(D)	(D)	1	(A)	(D)	(D)
332	Fabricated metal product mfg .....	49	344	3 156	14 708	54	486	4 372	21 104
333	Machinery mfg .....	10	79	1 162	4 222	9	144	1 645	7 264
334	Computer & electronic product mfg .....	6	(B)	(D)	(D)	5	(B)	(D)	(D)
335	Electrical equip, appliance & component mfg .....	3	(A)	(D)	(D)	4	(A)	(D)	(D)
336	Transportation equipment mfg .....	16	(E)	(D)	(D)	15	(C)	(D)	(D)
337	Furniture & related product mfg .....	36	145	744	3 158	36	(C)	(D)	(D)
339	Miscellaneous mfg .....	45	(C)	(D)	(D)	39	213	1 449	6 395
<b>42</b>	<b>Wholesale trade .....</b>	<b>758</b>	<b>7 472</b>	<b>75 097</b>	<b>325 782</b>	<b>748</b>	<b>6 817</b>	<b>66 999</b>	<b>295 150</b>
421	Wholesale trade, durable goods .....	-	-	-	-	392	3 516	37 164	160 974
422	Wholesale trade, nondurable goods .....	-	-	-	-	356	3 301	29 835	134 176
423	Merchant Wholesalers, Durable Goods .....	396	4 271	46 581	197 639	-	-	-	-
424	Merchant Wholesalers, Nondurable Goods .....	319	3 040	27 275	122 462	-	-	-	-
425	Wholesale Electronic Markets and Agents and Brokers .....	43	161	1 241	5 681	-	-	-	-
<b>44-45</b>	<b>Retail trade .....</b>	<b>2 668</b>	<b>33 625</b>	<b>193 056</b>	<b>852 875</b>	<b>2 683</b>	<b>33 614</b>	<b>193 798</b>	<b>845 618</b>
441	Motor vehicle & parts dealers .....	309	4 767	40 396	184 228	296	4 315	34 870	157 823
442	Furniture & home furnishing stores .....	124	791	5 142	22 158	129	724	5 064	21 362
443	Electronics & appliance stores .....	88	792	4 631	20 228	91	698	7 289	28 341
444	Bldg material & garden equip & supp dealers .....	200	2 537	18 536	84 939	224	3 199	25 659	115 038
445	Food & beverage stores .....	389	7 108	36 778	157 590	385	6 975	35 524	142 767
446	Health & personal care stores .....	111	911	6 949	29 557	106	765	5 142	22 448
447	Gasoline stations .....	228	1 745	8 363	37 438	220	1 796	8 015	36 113
448	Clothing & clothing accessories stores .....	267	2 035	9 587	44 698	274	2 197	9 024	42 825
451	Sporting goods, hobby, book & music stores .....	236	1 545	5 678	25 786	249	1 569	5 963	25 906
452	General merchandise stores .....	106	8 223	40 709	170 320	127	8 358	41 108	177 745
453	Miscellaneous store retailers .....	468	2 156	8 874	43 913	449	2 031	8 870	44 734
454	Nonstore retailers .....	142	1 015	7 413	32 020	133	987	7 270	30 516
<b>48-49</b>	<b>Transportation &amp; warehousing .....</b>	<b>1 105</b>	<b>17 561</b>	<b>209 877</b>	<b>881 977</b>	<b>1 048</b>	<b>17 925</b>	<b>206 162</b>	<b>871 120</b>
481	Air transportation .....	240	6 259	71 230	317 889	236	6 266	74 219	314 629
483	Water transportation .....	59	601	6 739	36 306	50	656	7 961	35 002
484	Truck transportation .....	233	2 876	30 625	139 373	232	3 316	39 889	159 142
485	Transit & ground passenger transportation .....	79	1 334	5 931	24 513	88	(G)	(D)	(D)
486	Pipeline transportation .....	16	(F)	(D)	(D)	13	(G)	(D)	(D)
487	Scenic & sightseeing transportation .....	177	593	3 092	34 848	159	423	3 192	28 982
488	Transportation support activities .....	201	2 553	23 760	96 801	185	3 367	25 888	107 518
492	Couriers & messengers .....	80	(G)	(D)	(D)	72	1 683	19 750	87 698
493	Warehousing & storage .....	20	(E)	(D)	(D)	13	(B)	(D)	(D)
<b>51</b>	<b>Information .....</b>	<b>419</b>	<b>7 016</b>	<b>78 360</b>	<b>323 143</b>	<b>405</b>	<b>6 339</b>	<b>70 196</b>	<b>277 536</b>
511	Publishing industries .....	61	1 216	10 027	41 471	62	1 198	9 415	38 913
512	Motion picture & sound recording industries .....	31	(E)	(D)	(D)	28	485	1 470	6 507
513	Broadcasting & telecommunications .....	-	-	-	-	265	4 256	55 993	216 800
514	Information & data processing services .....	-	-	-	-	50	400	3 318	15 316
515	Broadcasting (except Internet) .....	64	949	7 791	31 051	-	-	-	-
516	Internet Publishing and Broadcasting .....	6	(A)	(D)	(D)	-	-	-	-
517	Telecommunications .....	204	3 983	55 925	231 429	-	-	-	-
518	Internet Service Providers, Web Search Portals, and Data Processing Serv .....	39	(E)	(D)	(D)	-	-	-	-
519	Other Information Services .....	14	(B)	(D)	(D)	-	-	-	-

See footnotes at end of table.

**Table 1. The State—Establishments, Employees, and Payroll by Major Group: 2003 and 2002—Con.**

[Excludes most government employees, railroad employees, and self-employed persons. (D) denotes figures withheld to avoid disclosing data for individual companies; the data are included in broader industry totals. For explanation of terms, statement on reliability, and comparability with other data, see introductory text]

NAICS code	Major group	2003				2002			
		Number of establishments	Number of employees for week including March 12	Payroll (\$1,000)		Number of establishments	Number of employees for week including March 12	Payroll (\$1,000)	
				First quarter	Annual			First quarter	Annual
<b>52</b>	<b>Finance &amp; insurance</b> .....	<b>718</b>	<b>6 962</b>	<b>89 247</b>	<b>349 805</b>	<b>713</b>	<b>6 932</b>	<b>77 776</b>	<b>321 856</b>
521	Monetary authorities - central bank .....	—	—	—	—	—	—	—	—
522	Credit intermediation & related activities .....	301	4 277	49 704	191 254	317	4 229	42 355	174 088
523	Security, commodity contracts & like activity .....	135	(F)	(D)	(D)	124	(F)	(D)	(D)
524	Insurance carriers & related activities .....	274	1 895	25 306	98 288	263	(G)	(D)	(D)
525	Funds, trusts, & other financial vehicles (part) .....	8	(B)	(D)	(D)	9	(B)	(D)	(D)
<b>53</b>	<b>Real estate &amp; rental &amp; leasing</b> .....	<b>816</b>	<b>4 513</b>	<b>29 089</b>	<b>130 202</b>	<b>781</b>	<b>4 311</b>	<b>27 204</b>	<b>120 937</b>
531	Real estate .....	596	(H)	(D)	(D)	557	(H)	(D)	(D)
532	Rental & leasing services .....	217	(G)	(D)	(D)	222	(G)	(D)	(D)
533	Lessors of other nonfinancial intangible asset .....	3	(B)	(D)	(D)	2	(B)	(D)	(D)
<b>54</b>	<b>Professional, scientific &amp; technical services</b> .....	<b>1 715</b>	<b>11 722</b>	<b>133 947</b>	<b>607 806</b>	<b>1 719</b>	<b>13 231</b>	<b>145 409</b>	<b>666 244</b>
541	Professional, scientific & technical services .....	1 715	11 722	133 947	607 806	1 719	13 231	145 409	666 244
<b>55</b>	<b>Management of companies &amp; enterprises</b> .....	<b>115</b>	<b>2 800</b>	<b>62 071</b>	<b>230 876</b>	<b>109</b>	<b>2 678</b>	<b>63 149</b>	<b>199 706</b>
551	Management of companies & enterprises .....	115	2 800	62 071	230 876	109	2 678	63 149	199 706
<b>56</b>	<b>Admin, support, waste mgt, remediation services</b> .....	<b>920</b>	<b>11 400</b>	<b>96 887</b>	<b>446 308</b>	<b>892</b>	<b>10 147</b>	<b>79 326</b>	<b>361 071</b>
561	Administrative & support services .....	831	10 384	85 842	394 606	805	9 114	68 616	311 485
562	Waste management & remediation services .....	89	1 016	11 045	51 702	87	1 033	10 710	49 586
<b>61</b>	<b>Educational services</b> .....	<b>218</b>	<b>2 740</b>	<b>15 356</b>	<b>63 131</b>	<b>191</b>	<b>2 568</b>	<b>14 941</b>	<b>60 900</b>
611	Educational services .....	218	2 740	15 356	63 131	191	2 568	14 941	60 900
<b>62</b>	<b>Health care and social assistance</b> .....	<b>1 902</b>	<b>37 352</b>	<b>355 477</b>	<b>1 550 436</b>	<b>1 808</b>	<b>35 640</b>	<b>333 632</b>	<b>1 493 380</b>
621	Ambulatory health care services .....	1 209	10 057	103 856	500 268	1 150	8 925	89 975	450 293
622	Hospitals .....	27	(J)	(D)	(D)	30	14 863	173 620	739 346
623	Nursing & residential care facilities .....	190	(H)	(D)	(D)	174	3 082	19 086	81 492
624	Social assistance .....	476	9 793	65 099	275 333	454	8 770	50 951	222 249
<b>71</b>	<b>Arts, entertainment &amp; recreation</b> .....	<b>496</b>	<b>4 044</b>	<b>14 285</b>	<b>66 981</b>	<b>471</b>	<b>3 286</b>	<b>10 933</b>	<b>53 736</b>
711	Performing arts, spectator sports & related industries .....	77	803	3 502	14 226	65	638	2 173	9 189
712	Museums, historical sites & like institutions .....	35	216	1 166	5 921	30	152	881	4 459
713	Amusement, gambling & recreation industries .....	384	3 025	9 617	46 834	376	2 496	7 879	40 088
<b>72</b>	<b>Accommodation &amp; food services</b> .....	<b>1 895</b>	<b>23 205</b>	<b>89 672</b>	<b>422 840</b>	<b>1 882</b>	<b>21 917</b>	<b>83 596</b>	<b>407 765</b>
721	Accommodation .....	497	6 014	24 590	135 238	485	4 924	20 191	119 314
722	Food services & drinking places .....	1 398	17 191	65 082	287 602	1 397	16 993	63 405	288 451
<b>81</b>	<b>Other services (except public administration)</b> .....	<b>1 717</b>	<b>10 409</b>	<b>60 313</b>	<b>256 340</b>	<b>1 795</b>	<b>11 997</b>	<b>75 515</b>	<b>321 599</b>
811	Repair & maintenance .....	516	2 653	19 894	85 513	528	2 832	20 849	89 361
812	Personal & laundry services .....	345	2 209	9 615	42 942	366	2 264	9 614	42 018
813	Religious, grantmaking, civic, prof & like organizations .....	856	5 547	30 804	127 885	901	6 901	45 052	190 220
<b>95</b>	<b>Auxiliaries (exc corporate, subsidiary &amp; regional mgt)</b> .....	<b>—</b>	<b>—</b>	<b>—</b>	<b>—</b>	<b>25</b>	<b>603</b>	<b>8 368</b>	<b>34 804</b>
<b>99</b>	<b>Unclassified establishments</b> .....	<b>67</b>	<b>(B)</b>	<b>(D)</b>	<b>(D)</b>	<b>94</b>	<b>54</b>	<b>133</b>	<b>1 323</b>

Note 1: Employment-size classes are indicated as follows: A—0 to 19; B—20 to 99; C—100 to 249; E—250 to 499; F—500 to 999; G—1,000 to 2,499; H—2,500 to 4,999; I—5,000 to 9,999; J—10,000 to 24,999; K—25,000 to 49,999; L—50,000 to 99,999; M—100,000 or more.

Note 2: For Table 1, — Represents "Not applicable" for NAICS industries whose definitions have changed. These industries are primarily in the Construction, Wholesale Trade, Retail Trade, and Information sectors. Changes to NAICS codes can be found at [www.census.gov/epcd/naics02](http://www.census.gov/epcd/naics02). For other industries, — Represents zero.

**Table 2. The State—Employees, Payroll, and Establishments by Industry: 2003**

[Excludes most government employees, railroad employees, and self-employed persons. Size class 1 to 4 includes establishments with payroll, but no employees, during mid-March pay period. (D) denotes figures withheld to avoid disclosing data for individual companies; the data are included in broader industry totals. For explanation of terms, abbreviations, and data reliability/comparability, see introductory text]

NAICS code	Industry	Number of employees for week including March 12	Payroll (\$1,000)		Total number of establishments	Number of establishments by employment-size class								
			First quarter	Annual		1 to 4	5 to 9	10 to 19	20 to 49	50 to 99	100 to 249	250 to 499	500 to 999	1,000 or more
	<b>Total .....</b>	<b>216 807</b>	<b>1 966 782</b>	<b>8 694 257</b>	<b>19 176</b>	<b>11 148</b>	<b>3 661</b>	<b>2 343</b>	<b>1 351</b>	<b>366</b>	<b>218</b>	<b>66</b>	<b>15</b>	<b>8</b>
<b>11</b>	<b>Forestry, fishing, hunting, and agriculture support .....</b>	<b>(G)</b>	<b>(D)</b>	<b>(D)</b>	<b>308</b>	<b>271</b>	<b>9</b>	<b>9</b>	<b>15</b>	<b>2</b>	<b>2</b>	-	-	-
113	Forestry and logging .....	(F)	(D)	(D)	46	21	6	7	9	2	1	-	-	-
1131	Timber tract operations .....	(B)	(D)	(D)	3	-	1	1	1	-	-	-	-	-
11311	Timber tract operations .....	(B)	(D)	(D)	3	-	1	1	1	-	-	-	-	-
113110	Timber tract operations .....	(B)	(D)	(D)	3	-	1	1	1	-	-	-	-	-
1132	Forest nurseries & gathering forest products .....	(A)	(D)	(D)	1	1	-	-	-	-	-	-	-	-
11321	Forest nurseries & gathering forest products .....	(A)	(D)	(D)	1	1	-	-	-	-	-	-	-	-
113210	Forest nurseries & gathering forest products .....	(A)	(D)	(D)	1	1	-	-	-	-	-	-	-	-
1133	Logging .....	595	5 217	27 986	42	20	5	6	8	2	1	-	-	-
11331	Logging .....	595	5 217	27 986	42	20	5	6	8	2	1	-	-	-
113310	Logging .....	595	5 217	27 986	42	20	5	6	8	2	1	-	-	-
114	Fishing, hunting & trapping .....	388	3 635	21 789	248	239	2	2	4	-	1	-	-	-
1141	Fishing .....	388	3 635	21 662	243	234	2	2	4	-	1	-	-	-
11411	Fishing .....	388	3 635	21 662	243	234	2	2	4	-	1	-	-	-
114111	Finfish fishing .....	317	3 366	19 300	154	147	1	2	3	-	1	-	-	-
114112	Shellfish fishing .....	71	269	2 362	89	87	1	-	1	-	-	-	-	-
1142	Hunting & trapping .....	-	-	127	5	5	-	-	-	-	-	-	-	-
11421	Hunting & trapping .....	-	-	127	5	5	-	-	-	-	-	-	-	-
114210	Hunting & trapping .....	-	-	127	5	5	-	-	-	-	-	-	-	-
115	Agriculture & forestry support activities .....	(B)	(D)	(D)	14	11	1	-	2	-	-	-	-	-
1151	Crop production support activities .....	(B)	(D)	(D)	4	2	1	-	1	-	-	-	-	-
11511	Crop production support activities .....	(B)	(D)	(D)	4	2	1	-	1	-	-	-	-	-
115112	Soil preparation, planting, & cultivating ..	(B)	(D)	(D)	4	2	1	-	1	-	-	-	-	-
1152	Animal production support activities .....	(B)	(D)	(D)	3	2	-	-	1	-	-	-	-	-
11521	Animal production support activities .....	(B)	(D)	(D)	3	2	-	-	1	-	-	-	-	-
115210	Animal production support activities .....	(B)	(D)	(D)	3	2	-	-	1	-	-	-	-	-
1153	Forestry support activities .....	(A)	(D)	(D)	7	7	-	-	-	-	-	-	-	-
11531	Forestry support activities .....	(A)	(D)	(D)	7	7	-	-	-	-	-	-	-	-
115310	Forestry support activities .....	(A)	(D)	(D)	7	7	-	-	-	-	-	-	-	-
<b>21</b>	<b>Mining .....</b>	<b>6 916</b>	<b>163 246</b>	<b>637 489</b>	<b>137</b>	<b>64</b>	<b>15</b>	<b>15</b>	<b>15</b>	<b>12</b>	<b>8</b>	<b>6</b>	<b>2</b>	<b>-</b>
211	Oil & gas extraction .....	1 790	64 701	227 398	20	5	1	4	5	2	1	1	1	-
2111	Oil & gas extraction .....	1 790	64 701	227 398	20	5	1	4	5	2	1	1	1	-
21111	Oil & gas extraction .....	1 790	64 701	227 398	20	5	1	4	5	2	1	1	1	-
211111	Crude petroleum & natural gas extraction .....	1 742	63 132	222 252	17	3	1	4	4	2	1	1	1	-
211112	Natural gas liquid extraction .....	48	1 569	5 146	3	2	-	-	1	-	-	-	-	-
212	Mining (except oil & gas) .....	1 330	21 871	96 254	51	36	5	2	3	2	1	2	-	-
2121	Coal mining .....	(C)	(D)	(D)	2	-	-	-	-	2	-	-	-	-
21211	Coal mining .....	(C)	(D)	(D)	2	-	-	-	-	2	-	-	-	-
212111	Bituminous coal & lignite surface mining ..	(B)	(D)	(D)	1	-	-	-	-	1	-	-	-	-
212112	Bituminous coal underground mining .....	(B)	(D)	(D)	1	-	-	-	-	1	-	-	-	-
2122	Metal ore mining .....	1 120	19 348	83 265	27	18	3	1	2	-	1	2	-	-
21222	Gold ore & silver ore mining .....	(E)	(D)	(D)	24	18	3	1	1	-	-	1	-	-
212221	Gold ore mining .....	(E)	(D)	(D)	23	18	3	1	-	-	-	1	-	-
212222	Silver ore mining .....	(B)	(D)	(D)	1	-	-	-	1	-	-	-	-	-
21223	Copper, nickel, lead & zinc mining .....	(F)	(D)	(D)	2	-	-	-	-	-	1	1	-	-
212231	Lead ore & zinc ore mining .....	(F)	(D)	(D)	2	-	-	-	-	-	1	1	-	-
21229	Other metal ore mining .....	(B)	(D)	(D)	1	-	-	-	1	-	-	-	-	-
212299	All other metal ore mining .....	(B)	(D)	(D)	1	-	-	-	1	-	-	-	-	-
2123	Nonmetallic mineral mining & quarrying .....	(B)	(D)	(D)	22	18	2	1	1	-	-	-	-	-
21231	Stone mining & quarrying .....	(A)	(D)	(D)	7	6	1	-	-	-	-	-	-	-
212311	Dimension stone mining & quarrying .....	(A)	(D)	(D)	1	1	-	-	-	-	-	-	-	-
212312	Crushed & broken limestone mining & quarrying .....	(A)	(D)	(D)	1	1	-	-	-	-	-	-	-	-
212313	Crushed & broken granite mining & quarrying .....	(A)	(D)	(D)	1	1	-	-	-	-	-	-	-	-
212319	Other crushed & broken stone mining & quarrying .....	(A)	(D)	(D)	4	3	1	-	-	-	-	-	-	-
21232	Sand, gravel, clay, refractory minerals mining .....	(B)	(D)	(D)	14	11	1	1	1	-	-	-	-	-
212321	Construction sand & gravel mining .....	(B)	(D)	(D)	14	11	1	1	1	-	-	-	-	-
21239	Other nonmetallic mineral mining & quarrying .....	(A)	(D)	(D)	1	1	-	-	-	-	-	-	-	-
212399	All other nonmetallic mineral mining .....	(A)	(D)	(D)	1	1	-	-	-	-	-	-	-	-
213	Mining support activities .....	3 796	76 674	313 837	66	23	9	9	7	8	6	3	1	-
2131	Mining support activities .....	3 796	76 674	313 837	66	23	9	9	7	8	6	3	1	-
21311	Mining support activities .....	3 796	76 674	313 837	66	23	9	9	7	8	6	3	1	-
213111	Drilling oil & gas wells .....	585	8 528	34 170	11	3	2	-	2	2	2	-	-	-
213112	Oil & gas operations support activities ..	3 147	67 357	275 793	47	17	4	8	4	6	4	3	1	-
213114	Support activities for metal mining .....	(B)	(D)	(D)	7	3	3	1	-	-	-	-	-	-
213115	Nonmetallic minerals support activity (exc fuels) .....	(B)	(D)	(D)	1	-	-	-	1	-	-	-	-	-
<b>22</b>	<b>Utilities .....</b>	<b>1 666</b>	<b>25 464</b>	<b>113 488</b>	<b>90</b>	<b>41</b>	<b>19</b>	<b>11</b>	<b>9</b>	<b>7</b>	<b>2</b>	<b>1</b>	<b>-</b>	<b>-</b>
221	Utilities .....	1 666	25 464	113 488	90	41	19	11	9	7	2	1	-	-
2211	Elec pwr generation, transmsn & distribution .	1 446	22 412	98 199	68	28	15	8	6	2	1	-	-	-
22111	Electric power generation .....	875	14 082	61 570	37	17	6	6	3	3	1	1	-	-
221111	Hydroelectric power generation .....	(A)	(D)	(D)	5	4	1	-	-	-	-	-	-	-
221112	Fossil fuel electric power generation .....	838	13 632	58 219	27	11	3	5	3	3	1	1	-	-
221119	Other electric power generation .....	(B)	(D)	(D)	5	2	2	1	-	-	-	-	-	-
22112	Electric pwr transmsn, control & distribution .....	571	8 330	36 629	31	11	9	2	5	3	1	-	-	-
221122	Electric power distribution .....	571	8 330	36 629	31	11	9	2	5	3	1	-	-	-

See footnotes at end of table.

**Table 2. The State—Employees, Payroll, and Establishments by Industry: 2003—Con.**

[Excludes most government employees, railroad employees, and self-employed persons. Size class 1 to 4 includes establishments with payroll, but no employees, during mid-March pay period. (D) denotes figures withheld to avoid disclosing data for individual companies; the data are included in broader industry totals. For explanation of terms, abbreviations, and data reliability/comparability, see introductory text]

NAICS code	Industry	Number of employees for week including March 12	Payroll (\$1,000)		Total number of establishments	Number of establishments by employment-size class											
			First quarter	Annual		1 to 4	5 to 9	10 to 19	20 to 49	50 to 99	100 to 249	250 to 499	500 to 999	1,000 or more			
<b>22</b>	<b>Utilities—Con.</b>																
221	Utilities—Con.																
2212	Natural gas distribution	(C)	(D)	(D)	6	1	1	2	1	1	—	—	—	—	—	—	—
22121	Natural gas distribution	(C)	(D)	(D)	6	1	1	2	1	1	—	—	—	—	—	—	—
221210	Natural gas distribution	(C)	(D)	(D)	6	1	1	2	1	1	—	—	—	—	—	—	—
2213	Water, sewage & other systems	(B)	(D)	(D)	16	12	3	1	—	—	—	—	—	—	—	—	—
22131	Water supply & irrigation systems	(B)	(D)	(D)	10	6	3	1	—	—	—	—	—	—	—	—	—
221310	Water supply & irrigation systems	(B)	(D)	(D)	10	6	3	1	—	—	—	—	—	—	—	—	—
22132	Sewage treatment facilities	(A)	(D)	(D)	6	6	—	—	—	—	—	—	—	—	—	—	—
221320	Sewage treatment facilities	(A)	(D)	(D)	6	6	—	—	—	—	—	—	—	—	—	—	—
<b>23</b>	<b>Construction</b>	<b>16 267</b>	<b>179 014</b>	<b>1 006 762</b>	<b>2 601</b>	<b>1 830</b>	<b>386</b>	<b>229</b>	<b>118</b>	<b>28</b>	<b>8</b>	—	—	—	<b>1</b>	<b>1</b>	
236	Construction of Buildings	5 423	53 566	297 924	810	587	117	58	35	10	2	—	—	—	—	—	1
2361	Residential Building Construction	2 011	15 129	80 454	576	458	79	24	11	4	—	—	—	—	—	—	—
23611	Residential Building Construction	2 011	15 129	80 454	576	458	79	24	11	4	—	—	—	—	—	—	—
236115	New Single-Family Housing Construction (except Operative Builders)	1 131	7 575	43 143	383	311	56	10	5	1	—	—	—	—	—	—	—
236116	New Multifamily Housing Construction (except Operative Builders)	200	1 560	8 906	19	11	2	4	1	1	—	—	—	—	—	—	—
236117	New Housing Operative Builders	270	2 408	12 376	35	22	5	3	4	1	—	—	—	—	—	—	—
236118	Residential Remodelers	410	3 586	16 029	139	114	16	7	1	1	—	—	—	—	—	—	—
2362	Nonresidential Building Construction	3 412	38 437	217 470	234	129	38	34	24	6	2	—	—	—	—	—	1
23621	Industrial Building Construction	87	1 279	6 413	9	6	2	—	—	1	—	—	—	—	—	—	—
236210	Industrial Building Construction	87	1 279	6 413	9	6	2	—	—	1	—	—	—	—	—	—	—
23622	Commercial and Institutional Building Construction	3 325	37 158	211 057	225	123	36	34	24	5	2	—	—	—	—	—	1
236220	Commercial and Institutional Building Construction	3 325	37 158	211 057	225	123	36	34	24	5	2	—	—	—	—	—	1
237	Heavy and Civil Engineering Construction	3 336	52 457	300 352	302	202	37	29	24	6	3	—	—	—	—	—	—
2371	Utility System Construction	1 760	33 067	153 083	125	89	12	14	6	2	1	—	—	—	—	—	—
23711	Water and Sewer Line and Related Structures Construction	408	5 083	28 573	83	65	9	6	2	—	1	—	—	—	—	—	—
237110	Water and Sewer Line and Related Structures Construction	408	5 083	28 573	83	65	9	6	2	—	1	—	—	—	—	—	—
23712	Oil and Gas Pipeline and Related Structures Construction	1 108	22 097	102 628	26	19	—	3	3	—	—	—	—	—	—	—	—
237120	Oil and Gas Pipeline and Related Structures Construction	1 108	22 097	102 628	26	19	—	3	3	—	—	—	—	—	—	—	—
23713	Power and Communication Line and Related Structures Construction	244	5 887	21 882	16	5	3	5	1	2	—	—	—	—	—	—	—
237130	Power and Communication Line and Related Structures Construction	244	5 887	21 882	16	5	3	5	1	2	—	—	—	—	—	—	—
2372	Land Subdivision	116	937	5 453	32	24	5	2	1	—	—	—	—	—	—	—	—
23721	Land Subdivision	116	937	5 453	32	24	5	2	1	—	—	—	—	—	—	—	—
237210	Land Subdivision	116	937	5 453	32	24	5	2	1	—	—	—	—	—	—	—	—
2373	Highway, Street, and Bridge Construction	1 195	15 695	120 927	104	63	12	9	15	3	2	—	—	—	—	—	—
23731	Highway, Street, and Bridge Construction	1 195	15 695	120 927	104	63	12	9	15	3	2	—	—	—	—	—	—
237310	Highway, Street, and Bridge Construction	1 195	15 695	120 927	104	63	12	9	15	3	2	—	—	—	—	—	—
2379	Other Heavy and Civil Engineering Construction	265	2 758	20 889	41	26	8	4	2	1	—	—	—	—	—	—	—
23799	Other Heavy and Civil Engineering Construction	265	2 758	20 889	41	26	8	4	2	1	—	—	—	—	—	—	—
237990	Other Heavy and Civil Engineering Construction	265	2 758	20 889	41	26	8	4	2	1	—	—	—	—	—	—	—
238	Specialty Trade Contractors	7 508	72 991	408 486	1 489	1 041	232	142	59	12	3	—	—	—	—	—	—
2381	Foundation, Structure, and Building Exterior Contractors	1 350	10 890	71 227	326	243	43	28	11	1	—	—	—	—	—	—	—
23811	Poured Concrete Foundation and Structure Contractors	199	1 294	13 256	64	53	7	2	2	—	—	—	—	—	—	—	—
238110	Poured Concrete Foundation and Structure Contractors	199	1 294	13 256	64	53	7	2	2	—	—	—	—	—	—	—	—
23812	Structural Steel and Precast Concrete Contractors	200	2 301	14 226	24	13	6	3	1	1	—	—	—	—	—	—	—
238120	Structural Steel and Precast Concrete Contractors	200	2 301	14 226	24	13	6	3	1	1	—	—	—	—	—	—	—
23813	Framing Contractors	320	1 661	8 122	89	67	15	5	2	—	—	—	—	—	—	—	—
238130	Framing Contractors	320	1 661	8 122	89	67	15	5	2	—	—	—	—	—	—	—	—
23814	Masonry Contractors	111	685	6 512	48	41	4	2	1	—	—	—	—	—	—	—	—
238140	Masonry Contractors	111	685	6 512	48	41	4	2	1	—	—	—	—	—	—	—	—
23815	Glass and Glazing Contractors	56	711	3 198	11	7	—	4	—	—	—	—	—	—	—	—	—
238150	Glass and Glazing Contractors	56	711	3 198	11	7	—	4	—	—	—	—	—	—	—	—	—
23816	Roofing Contractors	348	3 447	21 771	50	30	7	8	5	—	—	—	—	—	—	—	—
238160	Roofing Contractors	348	3 447	21 771	50	30	7	8	5	—	—	—	—	—	—	—	—
23817	Siding Contractors	79	446	2 717	28	22	4	2	—	—	—	—	—	—	—	—	—
238170	Siding Contractors	79	446	2 717	28	22	4	2	—	—	—	—	—	—	—	—	—
23819	Other Foundation, Structure, and Building Exterior Contractors	37	345	1 425	12	10	—	2	—	—	—	—	—	—	—	—	—
238190	Other Foundation, Structure, and Building Exterior Contractors	37	345	1 425	12	10	—	2	—	—	—	—	—	—	—	—	—
2382	Building Equipment Contractors	3 817	44 720	222 434	463	246	94	75	39	6	3	—	—	—	—	—	—
23821	Electrical Contractors	1 579	18 273	93 823	202	122	36	24	16	2	2	—	—	—	—	—	—
238210	Electrical Contractors	1 579	18 273	93 823	202	122	36	24	16	2	2	—	—	—	—	—	—
23822	Plumbing, Heating, and Air-Conditioning Contractors	2 122	24 934	121 852	239	111	53	48	22	4	1	—	—	—	—	—	—
238220	Plumbing, Heating, and Air-Conditioning Contractors	2 122	24 934	121 852	239	111	53	48	22	4	1	—	—	—	—	—	—
23829	Other Building Equipment Contractors	116	1 513	6 759	22	13	5	3	1	—	—	—	—	—	—	—	—
238290	Other Building Equipment Contractors	116	1 513	6 759	22	13	5	3	1	—	—	—	—	—	—	—	—

See footnotes at end of table.

**Table 2. The State—Employees, Payroll, and Establishments by Industry: 2003—Con.**

[Excludes most government employees, railroad employees, and self-employed persons. Size class 1 to 4 includes establishments with payroll, but no employees, during mid-March pay period. (D) denotes figures withheld to avoid disclosing data for individual companies; the data are included in broader industry totals. For explanation of terms, abbreviations, and data reliability/comparability, see introductory text]

NAICS code	Industry	Number of employees for week including March 12	Payroll (\$1,000)		Total number of establishments	Number of establishments by employment-size class								
			First quarter	Annual		1 to 4	5 to 9	10 to 19	20 to 49	50 to 99	100 to 249	250 to 499	500 to 999	1,000 or more
<b>23</b>	<b>Construction—Con.</b>													
238	Specialty Trade Contractors—Con.													
2383	Building Finishing Contractors	1 407	10 591	56 219	405	321	56	17	7	4	—	—	—	—
23831	Drywall and Insulation Contractors	473	3 332	14 798	98	73	16	2	6	1	—	—	—	—
238310	Drywall and Insulation Contractors	473	3 332	14 798	98	73	16	2	6	1	—	—	—	—
23832	Painting and Wall Covering Contractors	362	2 735	15 558	134	104	22	8	—	—	—	—	—	—
238320	Painting and Wall Covering Contractors	362	2 735	15 558	134	104	22	8	—	—	—	—	—	—
23833	Flooring Contractors	124	1 081	5 163	45	37	6	1	1	—	—	—	—	—
238330	Flooring Contractors	124	1 081	5 163	45	37	6	1	1	—	—	—	—	—
23834	Tile and Terrazzo Contractors	54	459	2 234	20	15	4	1	—	—	—	—	—	—
238340	Tile and Terrazzo Contractors	54	459	2 234	20	15	4	1	—	—	—	—	—	—
23835	Finish Carpentry Contractors	252	1 616	11 086	98	86	7	4	—	1	—	—	—	—
238350	Finish Carpentry Contractors	252	1 616	11 086	98	86	7	4	—	1	—	—	—	—
23839	Other Building Finishing Contractors	142	1 368	7 380	10	6	1	1	—	2	—	—	—	—
238390	Other Building Finishing Contractors	142	1 368	7 380	10	6	1	1	—	2	—	—	—	—
2389	Other Specialty Trade Contractors	934	6 790	58 606	295	231	39	22	2	1	—	—	—	—
23891	Site Preparation Contractors	756	5 643	45 014	205	154	30	18	2	1	—	—	—	—
238910	Site Preparation Contractors	756	5 643	45 014	205	154	30	18	2	1	—	—	—	—
23899	All Other Specialty Trade Contractors	178	1 147	13 592	90	77	9	4	—	—	—	—	—	—
238990	All Other Specialty Trade Contractors	178	1 147	13 592	90	77	9	4	—	—	—	—	—	—
<b>31-33</b>	<b>Manufacturing</b>	<b>9 934</b>	<b>86 196</b>	<b>369 312</b>	<b>511</b>	<b>283</b>	<b>97</b>	<b>57</b>	<b>39</b>	<b>13</b>	<b>14</b>	<b>6</b>	<b>1</b>	<b>1</b>
311	Food mfg.	6 989	53 519	220 116	155	71	25	14	16	11	11	5	1	1
3111	Animal food mfg.	(B)	(D)	(D)	3	2	—	—	—	1	—	—	—	—
31111	Animal food mfg.	(B)	(D)	(D)	3	2	—	—	—	1	—	—	—	—
311111	Dog & cat food mfg.	(A)	(D)	(D)	1	1	—	—	—	—	—	—	—	—
311119	Other animal food mfg.	(B)	(D)	(D)	2	1	—	—	—	1	—	—	—	—
3113	Sugar & confectionery product mfg.	(B)	(D)	(D)	7	4	3	—	—	—	—	—	—	—
31133	Confectionery mfg from purchased chocolate	(A)	(D)	(D)	6	4	2	—	—	—	—	—	—	—
311330	Confectionery mfg from purchased chocolate	(A)	(D)	(D)	6	4	2	—	—	—	—	—	—	—
31134	Nonchocolate confectionery mfg.	(A)	(D)	(D)	1	—	1	—	—	—	—	—	—	—
311340	Nonchocolate confectionery mfg.	(A)	(D)	(D)	1	—	1	—	—	—	—	—	—	—
3115	Dairy product mfg.	(B)	(D)	(D)	3	1	1	—	—	1	—	—	—	—
31151	Dairy product (exc frozen) mfg.	(B)	(D)	(D)	2	—	1	—	—	1	—	—	—	—
311511	Fluid milk mfg.	(B)	(D)	(D)	1	—	—	—	—	1	—	—	—	—
311512	Creamery butter mfg.	(A)	(D)	(D)	1	—	1	—	—	—	—	—	—	—
31152	Ice cream & frozen dessert mfg.	(A)	(D)	(D)	1	1	—	—	—	—	—	—	—	—
311520	Ice cream & frozen dessert mfg.	(A)	(D)	(D)	1	1	—	—	—	—	—	—	—	—
3116	Animal slaughtering & processing	(B)	(D)	(D)	8	4	2	—	2	—	—	—	—	—
31161	Animal slaughtering & processing	(B)	(D)	(D)	8	4	2	—	2	—	—	—	—	—
311611	Animal (except poultry) slaughtering	(B)	(D)	(D)	4	2	1	—	1	—	—	—	—	—
311612	Meat processed from carcasses	(B)	(D)	(D)	3	1	1	—	1	—	—	—	—	—
311615	Poultry processing	(A)	(D)	(D)	1	—	—	—	—	—	—	—	—	—
3117	Seafood product preparation & packaging	6 493	49 675	205 702	109	46	16	7	14	9	10	5	1	1
31171	Seafood product preparation & packaging	6 493	49 675	205 702	109	46	16	7	14	9	10	5	1	1
311711	Seafood canning	489	2 096	26 222	22	10	5	1	3	1	2	—	—	—
311712	Fresh & frozen seafood processing	6 004	47 579	179 480	87	36	11	6	11	8	8	5	1	1
3118	Bakeries & tortilla mfg.	(C)	(D)	(D)	14	7	2	4	—	—	1	—	—	—
31181	Bread & bakery product mfg.	(B)	(D)	(D)	13	7	2	3	—	—	1	—	—	—
311811	Retail bakeries	(B)	(D)	(D)	9	4	2	3	—	—	—	—	—	—
311812	Commercial bakeries	(C)	(D)	(D)	4	3	—	—	—	—	1	—	—	—
31183	Tortilla mfg.	(A)	(D)	(D)	1	—	—	1	—	—	—	—	—	—
311830	Tortilla mfg.	(A)	(D)	(D)	1	—	—	1	—	—	—	—	—	—
3119	Other food mfg.	(B)	(D)	(D)	11	7	1	3	—	—	—	—	—	—
31191	Snack food mfg.	(A)	(D)	(D)	1	1	—	—	—	—	—	—	—	—
311919	Other snack food mfg.	(A)	(D)	(D)	1	1	—	—	—	—	—	—	—	—
31192	Coffee & tea mfg.	(A)	(D)	(D)	3	2	1	—	—	—	—	—	—	—
311920	Coffee & tea mfg.	(A)	(D)	(D)	3	2	1	—	—	—	—	—	—	—
31194	Seasoning & dressing mfg.	(A)	(D)	(D)	2	2	—	—	—	—	—	—	—	—
311941	Mayonnaise, dressing & oth prepared sauce mfg.	(A)	(D)	(D)	1	1	—	—	—	—	—	—	—	—
311942	Spice & extract mfg.	(A)	(D)	(D)	1	1	—	—	—	—	—	—	—	—
31199	All other food mfg.	(B)	(D)	(D)	5	2	—	3	—	—	—	—	—	—
311991	Perishable prepared food mfg.	(B)	(D)	(D)	4	1	—	3	—	—	—	—	—	—
311999	All other miscellaneous food mfg.	(A)	(D)	(D)	1	1	—	—	—	—	—	—	—	—
312	Beverage & tobacco product mfg.	(B)	(D)	(D)	13	9	2	1	—	1	—	—	—	—
3121	Beverage mfg.	(B)	(D)	(D)	13	9	2	1	—	1	—	—	—	—
31211	Soft drink & ice mfg.	(B)	(D)	(D)	5	4	—	1	—	—	—	—	—	—
312111	Soft drink mfg.	(B)	(D)	(D)	2	1	—	1	—	—	—	—	—	—
312112	Bottled water mfg.	(A)	(D)	(D)	3	3	—	—	—	—	—	—	—	—
31212	Breweries	(B)	(D)	(D)	7	5	1	—	—	1	—	—	—	—
312120	Breweries	(B)	(D)	(D)	7	5	1	—	—	1	—	—	—	—
31213	Wineries	(A)	(D)	(D)	1	—	1	—	—	—	—	—	—	—
312130	Wineries	(A)	(D)	(D)	1	—	1	—	—	—	—	—	—	—
314	Textile product mills.	(B)	(D)	(D)	9	7	—	1	1	—	—	—	—	—
3141	Textile furnishings mills.	(A)	(D)	(D)	1	1	—	—	—	—	—	—	—	—
31412	Curtain & linen mills.	(A)	(D)	(D)	1	1	—	—	—	—	—	—	—	—
314121	Curtain & drapery mills.	(A)	(D)	(D)	1	1	—	—	—	—	—	—	—	—
3149	Other textile product mills.	(B)	(D)	(D)	8	6	—	1	1	—	—	—	—	—
31491	Textile bag & canvas mills.	(B)	(D)	(D)	6	4	—	1	1	—	—	—	—	—
314911	Textile bag mills.	(A)	(D)	(D)	1	—	—	1	—	—	—	—	—	—
314912	Canvas & related product mills.	(B)	(D)	(D)	5	4	—	—	1	—	—	—	—	—
31499	All other textile product mills.	(A)	(D)	(D)	2	2	—	—	—	—	—	—	—	—
314999	All other miscellaneous textile product mills.	(A)	(D)	(D)	2	2	—	—	—	—	—	—	—	—

See footnotes at end of table.



**Table 2. The State—Employees, Payroll, and Establishments by Industry: 2003—Con.**

[Excludes most government employees, railroad employees, and self-employed persons. Size class 1 to 4 includes establishments with payroll, but no employees, during mid-March pay period. (D) denotes figures withheld to avoid disclosing data for individual companies; the data are included in broader industry totals. For explanation of terms, abbreviations, and data reliability/comparability, see introductory text]

NAICS code	Industry	Number of employees for week including March 12	Payroll (\$1,000)		Total number of establishments	Number of establishments by employment-size class										
			First quarter	Annual		1 to 4	5 to 9	10 to 19	20 to 49	50 to 99	100 to 249	250 to 499	500 to 999	1,000 or more		
<b>31-33</b>	<b>Manufacturing—Con.</b>															
315	Apparel manufacturing .....	(B)	(D)	(D)	8	7	—	1	—	—	—	—	—	—	—	—
3152	Cut & sew apparel mfg .....	(B)	(D)	(D)	7	6	—	1	—	—	—	—	—	—	—	—
31521	Cut & sew apparel contractors .....	(A)	(D)	(D)	5	5	—	—	—	—	—	—	—	—	—	—
315212	Women's, girls', infants, cut, sew apparel contr .....	(A)	(D)	(D)	5	5	—	—	—	—	—	—	—	—	—	—
31522	Men's, boys' cut & sew apparel mfg .....	(A)	(D)	(D)	1	—	—	1	—	—	—	—	—	—	—	—
315228	Men's, boys' cut & sew oth outerwear mfg .....	(A)	(D)	(D)	1	—	—	1	—	—	—	—	—	—	—	—
31523	Women's, girls' cut & sew apparel mfg .....	(A)	(D)	(D)	1	1	—	—	—	—	—	—	—	—	—	—
315232	Women's, girls' cut & sew blouse mfg .....	(A)	(D)	(D)	1	1	—	—	—	—	—	—	—	—	—	—
3159	Apparel accessories & other apparel mfg .....	(A)	(D)	(D)	1	1	—	—	—	—	—	—	—	—	—	—
31599	Apparel accessories & other apparel mfg ..	(A)	(D)	(D)	1	1	—	—	—	—	—	—	—	—	—	—
315999	Other apparel accessories & other apparel mfg .....	(A)	(D)	(D)	1	1	—	—	—	—	—	—	—	—	—	—
316	Leather & allied product mfg .....	(A)	(D)	(D)	3	1	1	1	1	—	—	—	—	—	—	—
3161	Leather & hide tanning & finishing .....	(A)	(D)	(D)	3	1	1	1	—	—	—	—	—	—	—	—
31611	Leather & hide tanning & finishing .....	(A)	(D)	(D)	3	1	1	1	—	—	—	—	—	—	—	—
316110	Leather & hide tanning & finishing .....	(A)	(D)	(D)	3	1	1	1	—	—	—	—	—	—	—	—
321	Wood product mfg .....	136	846	4 560	37	29	6	1	1	—	—	—	—	—	—	—
3211	Sawmills & wood preservation .....	(B)	(D)	(D)	19	16	2	—	1	—	—	—	—	—	—	—
32111	Sawmills & wood preservation .....	(B)	(D)	(D)	19	16	2	—	1	—	—	—	—	—	—	—
321113	Sawmills .....	(B)	(D)	(D)	18	15	2	—	1	—	—	—	—	—	—	—
321114	Wood preservation .....	(A)	(D)	(D)	1	1	—	—	—	—	—	—	—	—	—	—
3212	Veneer, plywood & engineered wood product mfg .....	(A)	(D)	(D)	2	2	—	—	—	—	—	—	—	—	—	—
32121	Veneer, plywood & engineered wood product mfg .....	(A)	(D)	(D)	2	2	—	—	—	—	—	—	—	—	—	—
321214	Truss mfg .....	(A)	(D)	(D)	2	2	—	—	—	—	—	—	—	—	—	—
3219	Other wood product mfg .....	(B)	(D)	(D)	16	11	4	1	—	—	—	—	—	—	—	—
32191	Millwork .....	(B)	(D)	(D)	7	3	3	1	—	—	—	—	—	—	—	—
321911	Wood window & door mfg .....	(A)	(D)	(D)	2	—	1	1	—	—	—	—	—	—	—	—
321912	Cut stock, resawing lumber & planing ..	(A)	(D)	(D)	3	2	1	—	—	—	—	—	—	—	—	—
321918	Other millwork (including flooring) .....	(A)	(D)	(D)	2	1	1	—	—	—	—	—	—	—	—	—
32192	Wood container & pallet mfg .....	(A)	(D)	(D)	1	—	1	—	—	—	—	—	—	—	—	—
321920	Wood container & pallet mfg .....	(A)	(D)	(D)	1	—	1	—	—	—	—	—	—	—	—	—
32199	All other wood product mfg .....	(A)	(D)	(D)	8	8	—	—	—	—	—	—	—	—	—	—
321992	Prefabricated wood building mfg .....	(A)	(D)	(D)	4	4	—	—	—	—	—	—	—	—	—	—
321999	All other miscellaneous wood product mfg .....	(A)	(D)	(D)	4	4	—	—	—	—	—	—	—	—	—	—
322	Paper mfg .....	(B)	(D)	(D)	3	—	3	—	—	—	—	—	—	—	—	—
3221	Pulp, paper & paperboard mills .....	(A)	(D)	(D)	1	—	1	—	—	—	—	—	—	—	—	—
32211	Pulp mills .....	(A)	(D)	(D)	1	—	1	—	—	—	—	—	—	—	—	—
322110	Pulp mills .....	(A)	(D)	(D)	1	—	1	—	—	—	—	—	—	—	—	—
3222	Converted paper product mfg .....	(A)	(D)	(D)	2	—	2	—	—	—	—	—	—	—	—	—
32221	Paperboard container mfg .....	(A)	(D)	(D)	1	—	1	—	—	—	—	—	—	—	—	—
322214	Fiber can, tube, drum & similar products mfg .....	(A)	(D)	(D)	1	—	1	—	—	—	—	—	—	—	—	—
32229	Other converted paper product mfg .....	(A)	(D)	(D)	1	—	1	—	—	—	—	—	—	—	—	—
322299	All other converted paper product mfg ..	(A)	(D)	(D)	1	—	1	—	—	—	—	—	—	—	—	—
323	Printing & related support activities .....	395	3 213	13 326	51	27	11	8	5	—	—	—	—	—	—	—
3231	Printing & related support activities .....	395	3 213	13 326	51	27	11	8	5	—	—	—	—	—	—	—
32311	Printing .....	387	3 138	13 002	48	24	11	8	5	—	—	—	—	—	—	—
323110	Commercial lithographic printing .....	(C)	(D)	(D)	21	8	6	5	2	—	—	—	—	—	—	—
323111	Commercial gravure printing .....	(A)	(D)	(D)	1	1	—	—	—	—	—	—	—	—	—	—
323112	Commercial flexographic printing .....	(A)	(D)	(D)	2	2	—	—	—	—	—	—	—	—	—	—
323113	Commercial screen printing .....	(B)	(D)	(D)	4	1	1	1	1	—	—	—	—	—	—	—
323114	Quick printing .....	(B)	(D)	(D)	10	6	2	1	1	—	—	—	—	—	—	—
323115	Digital printing .....	(A)	(D)	(D)	2	1	—	1	—	—	—	—	—	—	—	—
323116	Manifold business form printing .....	(A)	(D)	(D)	3	2	1	—	—	—	—	—	—	—	—	—
323117	Book printing .....	(B)	(D)	(D)	2	1	—	—	1	—	—	—	—	—	—	—
323119	Other commercial printing .....	(A)	(D)	(D)	3	2	1	—	—	—	—	—	—	—	—	—
32312	Printing support activities .....	8	75	324	3	3	—	—	—	—	—	—	—	—	—	—
323121	Tradebinding & related work .....	(A)	(D)	(D)	1	1	—	—	—	—	—	—	—	—	—	—
323122	Prepress services .....	(A)	(D)	(D)	2	2	—	—	—	—	—	—	—	—	—	—
324	Petroleum & coal products mfg .....	466	8 900	40 907	15	4	3	3	3	—	2	—	—	—	—	—
3241	Petroleum & coal products mfg .....	466	8 900	40 907	15	4	3	3	3	—	2	—	—	—	—	—
32411	Petroleum refineries .....	(E)	(D)	(D)	5	1	—	1	1	—	2	—	—	—	—	—
324110	Petroleum refineries .....	(E)	(D)	(D)	5	1	—	1	1	—	2	—	—	—	—	—
32412	Asphalt paving, roofing & saturated mat mfg .....	(C)	(D)	(D)	10	3	3	2	2	—	—	—	—	—	—	—
324121	Asphalt paving mixture & block mfg .....	(C)	(D)	(D)	10	3	3	2	2	—	—	—	—	—	—	—
325	Chemical mfg .....	(E)	(D)	(D)	7	5	1	—	—	—	—	1	—	—	—	—
3251	Basic chemical mfg .....	(A)	(D)	(D)	1	—	1	—	—	—	—	—	—	—	—	—
32512	Industrial gas mfg .....	(A)	(D)	(D)	1	—	1	—	—	—	—	—	—	—	—	—
325120	Industrial gas mfg .....	(A)	(D)	(D)	1	—	1	—	—	—	—	—	—	—	—	—
3253	Pesticide, fertilizer & oth ag chemical mfg .....	(E)	(D)	(D)	2	1	—	—	—	—	—	1	—	—	—	—
32531	Fertilizer mfg .....	(E)	(D)	(D)	2	1	—	—	—	—	—	1	—	—	—	—
325311	Nitrogenous fertilizer mfg .....	(E)	(D)	(D)	1	—	—	—	—	—	—	1	—	—	—	—
325314	Fertilizer (mixing only) mfg .....	(A)	(D)	(D)	1	1	—	—	—	—	—	—	—	—	—	—
3256	Soap, cleaners & toilet preparation mfg .....	(A)	(D)	(D)	3	3	—	—	—	—	—	—	—	—	—	—
32561	Soap & cleaning compound mfg .....	(A)	(D)	(D)	3	3	—	—	—	—	—	—	—	—	—	—
325611	Soap & other detergent mfg .....	(A)	(D)	(D)	3	3	—	—	—	—	—	—	—	—	—	—
3259	Other chemical product & preparation mfg ..	(A)	(D)	(D)	1	1	—	—	—	—	—	—	—	—	—	—
32599	All other chemical product & preparation mfg .....	(A)	(D)	(D)	1	1	—	—	—	—	—	—	—	—	—	—
325998	All oth misc chemical product & prep mfg .....	(A)	(D)	(D)	1	1	—	—	—	—	—	—	—	—	—	—

See footnotes at end of table.

**Table 2. The State—Employees, Payroll, and Establishments by Industry: 2003—Con.**

[Excludes most government employees, railroad employees, and self-employed persons. Size class 1 to 4 includes establishments with payroll, but no employees, during mid-March pay period. (D) denotes figures withheld to avoid disclosing data for individual companies; the data are included in broader industry totals. For explanation of terms, abbreviations, and data reliability/comparability, see introductory text]

NAICS code	Industry	Number of employees for week including March 12	Payroll (\$1,000)		Total number of establishments	Number of establishments by employment-size class									
			First quarter	Annual		1 to 4	5 to 9	10 to 19	20 to 49	50 to 99	100 to 249	250 to 499	500 to 999	1,000 or more	
<b>31-33</b>	<b>Manufacturing—Con.</b>														
326	Plastics & rubber products mfg . . . . .	127	1 265	5 537	12	5	3	2	2	—	—	—	—	—	—
3261	Plastics product mfg . . . . .	(C)	(D)	(D)	9	4	2	1	2	—	—	—	—	—	—
32612	Plastics pipe, pipe fitting, & unsupported profile shape mfg . . . . .	(A)	(D)	(D)	1	—	1	—	—	—	—	—	—	—	—
326122	Plastics pipe & pipe fitting mfg . . . . .	(A)	(D)	(D)	1	—	1	—	—	—	—	—	—	—	—
32614	Polystyrene foam product mfg . . . . .	(B)	(D)	(D)	3	2	—	—	1	—	—	—	—	—	—
326140	Polystyrene foam product mfg . . . . .	(B)	(D)	(D)	3	2	—	—	1	—	—	—	—	—	—
32619	Other plastics product mfg . . . . .	(B)	(D)	(D)	5	2	1	1	1	—	—	—	—	—	—
326191	Plastics plumbing fixture mfg . . . . .	(A)	(D)	(D)	2	2	—	—	—	—	—	—	—	—	—
326199	All other plastics product mfg . . . . .	(B)	(D)	(D)	3	—	1	1	1	—	—	—	—	—	—
3262	Rubber product mfg . . . . .	(B)	(D)	(D)	3	1	1	1	—	—	—	—	—	—	—
32621	Tire mfg . . . . .	(B)	(D)	(D)	3	1	1	1	—	—	—	—	—	—	—
326212	Tire retreading . . . . .	(B)	(D)	(D)	3	1	1	1	—	—	—	—	—	—	—
327	Nonmetallic mineral product mfg . . . . .	(C)	(D)	(D)	31	15	11	3	2	—	—	—	—	—	—
3271	Clay product & refractory mfg . . . . .	(A)	(D)	(D)	2	1	1	—	—	—	—	—	—	—	—
32711	Pottery, ceramics & plumbing fixture mfg . .	(A)	(D)	(D)	1	1	—	—	—	—	—	—	—	—	—
327112	Vitreous china & other pottery product mfg . . . . .	(A)	(D)	(D)	1	1	—	—	—	—	—	—	—	—	—
32712	Clay building material & refractories mfg . .	(A)	(D)	(D)	1	—	1	—	—	—	—	—	—	—	—
327125	Nonclay refractory mfg . . . . .	(A)	(D)	(D)	1	—	1	—	—	—	—	—	—	—	—
3273	Cement & concrete product mfg . . . . .	178	1 481	12 832	26	11	10	3	2	—	—	—	—	—	—
32731	Cement mfg . . . . .	(A)	(D)	(D)	2	—	1	1	—	—	—	—	—	—	—
327310	Cement mfg . . . . .	(A)	(D)	(D)	2	—	1	1	—	—	—	—	—	—	—
32732	Ready-mix concrete mfg . . . . .	113	924	8 415	15	7	4	2	2	—	—	—	—	—	—
327320	Ready-mix concrete mfg . . . . .	113	924	8 415	15	7	4	2	2	—	—	—	—	—	—
32733	Concrete pipe, brick & block mfg . . . . .	(B)	(D)	(D)	4	—	4	—	—	—	—	—	—	—	—
327331	Concrete block & brick mfg . . . . .	22	175	1 032	3	—	3	—	—	—	—	—	—	—	—
327332	Concrete pipe mfg . . . . .	(A)	(D)	(D)	1	—	1	—	—	—	—	—	—	—	—
32739	Other concrete product mfg . . . . .	(A)	(D)	(D)	5	4	1	—	—	—	—	—	—	—	—
327390	Other concrete product mfg . . . . .	(A)	(D)	(D)	5	4	1	—	—	—	—	—	—	—	—
3279	Other nonmetallic mineral product mfg . . . . .	(A)	(D)	(D)	3	3	—	—	—	—	—	—	—	—	—
32791	Abrasive product mfg . . . . .	(A)	(D)	(D)	1	1	—	—	—	—	—	—	—	—	—
327910	Abrasive product mfg . . . . .	(A)	(D)	(D)	1	1	—	—	—	—	—	—	—	—	—
32799	All other nonmetallic mineral product mfg . .	(A)	(D)	(D)	2	2	—	—	—	—	—	—	—	—	—
327991	Cut stone & stone product mfg . . . . .	(A)	(D)	(D)	2	2	—	—	—	—	—	—	—	—	—
331	Primary metal mfg . . . . .	(A)	(D)	(D)	2	2	—	—	—	—	—	—	—	—	—
3313	Alumina & aluminum production & processing . . . . .	(A)	(D)	(D)	1	1	—	—	—	—	—	—	—	—	—
33131	Alumina & aluminum production & processing . . . . .	(A)	(D)	(D)	1	1	—	—	—	—	—	—	—	—	—
331314	Secondary smelting & alloying of aluminum . . . . .	(A)	(D)	(D)	1	1	—	—	—	—	—	—	—	—	—
3314	Nonferrous (exc alum) production & processing . . . . .	(A)	(D)	(D)	1	1	—	—	—	—	—	—	—	—	—
33149	Other nonferrous roll, draw, extruding, alloying . . . . .	(A)	(D)	(D)	1	1	—	—	—	—	—	—	—	—	—
331492	Oth nonferrous secondary smelt, refine, alloying . . . . .	(A)	(D)	(D)	1	1	—	—	—	—	—	—	—	—	—
332	Fabricated metal product mfg . . . . .	344	3 156	14 708	49	25	15	5	4	—	—	—	—	—	—
3321	Forging & stamping . . . . .	(A)	(D)	(D)	1	—	1	—	—	—	—	—	—	—	—
33211	Forging & stamping . . . . .	(A)	(D)	(D)	1	—	1	—	—	—	—	—	—	—	—
332114	Custom roll forming . . . . .	(A)	(D)	(D)	1	—	1	—	—	—	—	—	—	—	—
3322	Cutlery & handtool mfg . . . . .	(A)	(D)	(D)	2	1	—	1	—	—	—	—	—	—	—
33221	Cutlery & handtool mfg . . . . .	(D)	(D)	(D)	2	1	—	1	—	—	—	—	—	—	—
332211	Cutlery & flatware (exc precious) mfg . . .	(A)	(D)	(D)	2	1	—	1	—	—	—	—	—	—	—
3323	Architectural & structural metals mfg . . . . .	(C)	(D)	(D)	19	7	9	1	2	—	—	—	—	—	—
33231	Plate work & fabricated structural prod mfg . . . . .	(C)	(D)	(D)	11	3	6	—	2	—	—	—	—	—	—
332311	Prefab metal building & component mfg . .	(A)	(D)	(D)	1	—	1	—	—	—	—	—	—	—	—
332312	Fabricated structural metal mfg . . . . .	(B)	(D)	(D)	9	3	5	—	1	—	—	—	—	—	—
332313	Plate work mfg . . . . .	(B)	(D)	(D)	1	—	—	—	1	—	—	—	—	—	—
33232	Ornamental & architectural metal prod mfg . . . . .	(B)	(D)	(D)	8	4	3	1	—	—	—	—	—	—	—
332321	Metal window & door mfg . . . . .	(A)	(D)	(D)	1	1	—	—	—	—	—	—	—	—	—
332322	Sheet metal work mfg . . . . .	(B)	(D)	(D)	7	3	3	1	—	—	—	—	—	—	—
3324	Boiler, tank & shipping container mfg . . . . .	(B)	(D)	(D)	2	—	—	1	1	—	—	—	—	—	—
33242	Metal tank (heavy gauge) mfg . . . . .	(B)	(D)	(D)	2	—	—	1	1	—	—	—	—	—	—
332420	Metal tank (heavy gauge) mfg . . . . .	(B)	(D)	(D)	2	—	—	1	1	—	—	—	—	—	—
3326	Spring & wire product mfg . . . . .	(A)	(D)	(D)	1	1	—	—	—	—	—	—	—	—	—
33261	Spring & wire product mfg . . . . .	(D)	(D)	(D)	1	1	—	—	—	—	—	—	—	—	—
332618	Other fabricated wire product mfg . . . . .	(A)	(D)	(D)	1	1	—	—	—	—	—	—	—	—	—
3327	Mach shops, turn prod, screw, nut, bolt mfg . .	90	962	4 082	20	14	4	1	1	—	—	—	—	—	—
33271	Machine shops . . . . .	90	962	4 082	20	14	4	1	1	—	—	—	—	—	—
332710	Machine shops . . . . .	90	962	4 082	20	14	4	1	1	—	—	—	—	—	—
3328	Coating, engrave, heat treating & oth activity .	(A)	(D)	(D)	2	1	1	—	—	—	—	—	—	—	—
33281	Coating, engrave, heat treating & oth activity . . . . .	(A)	(D)	(D)	2	1	1	—	—	—	—	—	—	—	—
332812	Metal coating, engraving & allied services . . . . .	(A)	(D)	(D)	1	—	1	—	—	—	—	—	—	—	—
332813	Electropl, plating, polish, anodize, coloring . . . . .	(A)	(D)	(D)	1	1	—	—	—	—	—	—	—	—	—
3329	Other fabricated metal product mfg . . . . .	(A)	(D)	(D)	2	1	—	1	—	—	—	—	—	—	—
33299	All other fabricated metal product mfg . . . . .	(A)	(D)	(D)	2	1	—	1	—	—	—	—	—	—	—
332999	All other misc fabricated metal product mfg . . . . .	(A)	(D)	(D)	2	1	—	1	—	—	—	—	—	—	—

See footnotes at end of table.

**Table 2. The State—Employees, Payroll, and Establishments by Industry: 2003—Con.**

[Excludes most government employees, railroad employees, and self-employed persons. Size class 1 to 4 includes establishments with payroll, but no employees, during mid-March pay period. (D) denotes figures withheld to avoid disclosing data for individual companies; the data are included in broader industry totals. For explanation of terms, abbreviations, and data reliability/comparability, see introductory text]

NAICS code	Industry	Number of employees for week including March 12	Payroll (\$1,000)		Total number of establishments	Number of establishments by employment-size class									
			First quarter	Annual		1 to 4	5 to 9	10 to 19	20 to 49	50 to 99	100 to 249	250 to 499	500 to 999	1,000 or more	
<b>31-33</b>	<b>Manufacturing—Con.</b>														
333	Machinery mfg .....	79	1 162	4 222	10	6	1	1	2	—	—	—	—	—	—
3331	Ag, construction & mining machinery mfg ....	(B)	(D)	(D)	3	1	1	—	1	—	—	—	—	—	—
33313	Mining & oil & gas field machinery mfg ....	(B)	(D)	(D)	3	1	1	—	1	—	—	—	—	—	—
333131	Mining machinery & equipment mfg ....	(A)	(D)	(D)	1	1	—	—	—	—	—	—	—	—	—
333132	Oil & gas field machinery & equipment mfg .....	(B)	(D)	(D)	2	—	1	—	1	—	—	—	—	—	—
3334	HVAC & commercial refrigeration equipment mfg .....	(A)	(D)	(D)	1	1	—	—	—	—	—	—	—	—	—
33341	HVAC & commercial refrigeration equipment mfg .....	(A)	(D)	(D)	1	1	—	—	—	—	—	—	—	—	—
333414	Heating equipment (exc warm air furnaces) mfg .....	(A)	(D)	(D)	1	1	—	—	—	—	—	—	—	—	—
3336	Engine, turbine & power transmsn equip mfg .....	(A)	(D)	(D)	2	2	—	—	—	—	—	—	—	—	—
33361	Engine, turbine & power transmsn equip mfg .....	(A)	(D)	(D)	2	2	—	—	—	—	—	—	—	—	—
333618	Other engine equipment mfg .....	(A)	(D)	(D)	2	2	—	—	—	—	—	—	—	—	—
3339	Other general purpose machinery mfg .....	(B)	(D)	(D)	4	2	—	1	1	—	—	—	—	—	—
33391	Pump & compressor mfg .....	(A)	(D)	(D)	1	—	—	1	—	—	—	—	—	—	—
333911	Pump & pumping equipment mfg .....	(A)	(D)	(D)	1	—	—	1	—	—	—	—	—	—	—
33399	All other general purpose machinery mfg .....	(B)	(D)	(D)	3	2	—	—	1	—	—	—	—	—	—
333995	Fluid power cylinder & actuator mfg .....	(A)	(D)	(D)	1	1	—	—	—	—	—	—	—	—	—
333999	All other general purpose machinery mfg .....	(B)	(D)	(D)	2	1	—	—	1	—	—	—	—	—	—
334	Computer & electronic product mfg .....	(B)	(D)	(D)	6	4	—	1	1	—	—	—	—	—	—
3343	Audio & video equipment mfg .....	(A)	(D)	(D)	1	1	—	—	—	—	—	—	—	—	—
33431	Audio & video equipment mfg .....	(A)	(D)	(D)	1	1	—	—	—	—	—	—	—	—	—
334310	Audio & video equipment mfg .....	(A)	(D)	(D)	1	1	—	—	—	—	—	—	—	—	—
3345	Nav, measuring, medical, control instruments mfg .....	(B)	(D)	(D)	5	3	—	1	1	—	—	—	—	—	—
33451	Nav, measuring, medical, control instruments mfg .....	(B)	(D)	(D)	5	3	—	1	1	—	—	—	—	—	—
334510	Electromedical apparatus mfg .....	(A)	(D)	(D)	2	2	—	—	—	—	—	—	—	—	—
334512	Automatic environmental control mfg .....	(A)	(D)	(D)	2	1	—	1	—	—	—	—	—	—	—
334519	Other measuring & controlling device mfg .....	(B)	(D)	(D)	1	—	—	—	1	—	—	—	—	—	—
335	Electrical equip, appliance & component mfg ...	(A)	(D)	(D)	3	3	—	—	—	—	—	—	—	—	—
3352	Household appliance mfg .....	(A)	(D)	(D)	1	1	—	—	—	—	—	—	—	—	—
33521	Small electrical appliance mfg .....	(A)	(D)	(D)	1	1	—	—	—	—	—	—	—	—	—
335211	Electric housewares & fan mfg .....	(A)	(D)	(D)	1	1	—	—	—	—	—	—	—	—	—
3353	Electrical equipment mfg .....	(A)	(D)	(D)	2	2	—	—	—	—	—	—	—	—	—
33531	Electrical equipment mfg .....	(A)	(D)	(D)	2	2	—	—	—	—	—	—	—	—	—
335313	Switchgear & switchboard apparatus mfg .....	(A)	(D)	(D)	1	1	—	—	—	—	—	—	—	—	—
335314	Relay & industrial control mfg .....	(A)	(D)	(D)	1	1	—	—	—	—	—	—	—	—	—
336	Transportation equipment mfg .....	(E)	(D)	(D)	16	7	4	2	1	1	1	—	—	—	—
3362	Motor vehicle body & trailer mfg .....	(A)	(D)	(D)	2	2	—	—	—	—	—	—	—	—	—
33621	Motor vehicle body & trailer mfg .....	(A)	(D)	(D)	2	2	—	—	—	—	—	—	—	—	—
336214	Travel trailer & camper mfg .....	(A)	(D)	(D)	2	2	—	—	—	—	—	—	—	—	—
3364	Aerospace product & parts mfg .....	(A)	(D)	(D)	3	1	1	1	—	—	—	—	—	—	—
33641	Aerospace product & parts mfg .....	(A)	(D)	(D)	3	1	1	1	—	—	—	—	—	—	—
336413	Other aircraft part & auxiliary equipment mfg .....	(A)	(D)	(D)	3	1	1	1	—	—	—	—	—	—	—
3366	Ship & boat building .....	(C)	(D)	(D)	10	3	3	1	1	1	1	—	—	—	—
33661	Ship & boat building .....	(C)	(D)	(D)	10	3	3	1	1	1	1	—	—	—	—
336611	Ship building & repairing .....	(B)	(D)	(D)	2	—	—	1	1	1	—	—	—	—	—
336612	Boat building .....	(C)	(D)	(D)	8	3	3	1	—	—	1	—	—	—	—
3369	Other transportation equipment mfg .....	(A)	(D)	(D)	1	1	—	—	—	—	—	—	—	—	—
33699	Other transportation equipment mfg .....	(A)	(D)	(D)	1	1	—	—	—	—	—	—	—	—	—
336999	All other transportation equipment mfg ..	(A)	(D)	(D)	1	1	—	—	—	—	—	—	—	—	—
337	Furniture & related product mfg .....	145	744	3 158	36	27	4	5	—	—	—	—	—	—	—
3371	HH & institutional furniture & kitchen cabinet mfg .....	(C)	(D)	(D)	32	25	2	5	—	—	—	—	—	—	—
33711	Wood kitchen cabinet & countertop mfg ...	(B)	(D)	(D)	21	16	2	3	—	—	—	—	—	—	—
337110	Wood kitchen cabinet & countertop mfg .	(B)	(D)	(D)	21	16	2	3	—	—	—	—	—	—	—
33712	Household & institutional furniture mfg ....	(B)	(D)	(D)	11	9	—	2	—	—	—	—	—	—	—
337122	Nonupholstered wood household furniture mfg .....	(B)	(D)	(D)	10	8	—	2	—	—	—	—	—	—	—
337125	Household furniture (exc wood & metal) mfg .....	(A)	(D)	(D)	1	1	—	—	—	—	—	—	—	—	—
3372	Office furniture (including fixtures) mfg .....	(A)	(D)	(D)	2	1	1	—	—	—	—	—	—	—	—
33721	Office furniture (including fixtures) mfg ....	(A)	(D)	(D)	2	1	1	—	—	—	—	—	—	—	—
337211	Wood office furniture mfg .....	(A)	(D)	(D)	1	—	1	—	—	—	—	—	—	—	—
337215	Showcase, partition, shelving & locker mfg .....	(A)	(D)	(D)	1	1	—	—	—	—	—	—	—	—	—
3379	Other furniture related product mfg .....	(A)	(D)	(D)	2	1	1	—	—	—	—	—	—	—	—
33792	Blind & shade mfg .....	(A)	(D)	(D)	2	1	1	—	—	—	—	—	—	—	—
337920	Blind & shade mfg .....	(A)	(D)	(D)	2	1	1	—	—	—	—	—	—	—	—
339	Miscellaneous mfg .....	(C)	(D)	(D)	45	29	7	8	1	—	—	—	—	—	—
3391	Medical equipment & supplies mfg .....	(B)	(D)	(D)	18	13	3	2	—	—	—	—	—	—	—
33911	Medical equipment & supplies mfg .....	(B)	(D)	(D)	18	13	3	2	—	—	—	—	—	—	—
339113	Surgical appliance & supplies mfg .....	(A)	(D)	(D)	1	1	—	—	—	—	—	—	—	—	—
339114	Dental equipment & supplies mfg .....	(A)	(D)	(D)	2	2	—	—	—	—	—	—	—	—	—
339116	Dental laboratories .....	(B)	(D)	(D)	15	10	3	2	—	—	—	—	—	—	—

See footnotes at end of table.

**Table 2. The State—Employees, Payroll, and Establishments by Industry: 2003—Con.**

[Excludes most government employees, railroad employees, and self-employed persons. Size class 1 to 4 includes establishments with payroll, but no employees, during mid-March pay period. (D) denotes figures withheld to avoid disclosing data for individual companies; the data are included in broader industry totals. For explanation of terms, abbreviations, and data reliability/comparability, see introductory text]

NAICS code	Industry	Number of employees for week including March 12	Payroll (\$1,000)		Total number of establishments	Number of establishments by employment-size class										
			First quarter	Annual		1 to 4	5 to 9	10 to 19	20 to 49	50 to 99	100 to 249	250 to 499	500 to 999	1,000 or more		
<b>31-33</b>	<b>Manufacturing—Con.</b>															
339	Miscellaneous mfg—Con.															
3399	Other miscellaneous mfg .....	(C)	(D)	(D)	27	16	4	6	1	—	—	—	—	—	—	—
33991	Jewelry & silverware mfg .....	(B)	(D)	(D)	5	3	2	—	—	—	—	—	—	—	—	—
339911	Jewelry (exc costume) mfg .....	(B)	(D)	(D)	5	3	2	—	—	—	—	—	—	—	—	—
33992	Sporting & athletic goods mfg .....	(A)	(D)	(D)	4	2	1	1	—	—	—	—	—	—	—	—
339920	Sporting & athletic goods mfg .....	(A)	(D)	(D)	4	2	1	1	—	—	—	—	—	—	—	—
33993	Doll, toy & game mfg .....	(A)	(D)	(D)	3	3	—	—	—	—	—	—	—	—	—	—
339932	Game, toy & children's vehicle mfg .....	(A)	(D)	(D)	3	3	—	—	—	—	—	—	—	—	—	—
33995	Sign mfg .....	(B)	(D)	(D)	11	5	—	5	1	—	—	—	—	—	—	—
339950	Sign mfg .....	(B)	(D)	(D)	11	5	—	5	1	—	—	—	—	—	—	—
33999	All other misc mfg .....	(A)	(D)	(D)	4	3	1	—	—	—	—	—	—	—	—	—
339999	All other miscellaneous mfg .....	(A)	(D)	(D)	4	3	1	—	—	—	—	—	—	—	—	—
<b>42</b>	<b>Wholesale trade .....</b>	<b>7 472</b>	<b>75 097</b>	<b>325 782</b>	<b>758</b>	<b>377</b>	<b>141</b>	<b>137</b>	<b>85</b>	<b>12</b>	<b>5</b>	<b>1</b>	—	—	—	—
423	Merchant Wholesalers, Durable Goods .....	4 271	46 581	197 639	396	160	96	81	50	6	2	1	—	—	—	—
4231	Motor Vehicle and Motor Vehicle Parts and Supplies Merchant Wholesalers .....	478	3 839	16 329	37	11	6	14	4	2	—	—	—	—	—	—
42311	Automobile and Other Motor Vehicle Merchant Wholesalers .....	(C)	(D)	(D)	17	5	4	5	3	—	—	—	—	—	—	—
423110	Automobile and Other Motor Vehicle Merchant Wholesalers .....	(C)	(D)	(D)	17	5	4	5	3	—	—	—	—	—	—	—
42312	Motor Vehicle Supplies and New Parts Merchant Wholesalers .....	(C)	(D)	(D)	17	6	2	6	1	2	—	—	—	—	—	—
423120	Motor Vehicle Supplies and New Parts Merchant Wholesalers .....	(C)	(D)	(D)	17	6	2	6	1	2	—	—	—	—	—	—
42313	Tire and Tube Merchant Wholesalers .....	(B)	(D)	(D)	3	—	—	3	—	—	—	—	—	—	—	—
423130	Tire and Tube Merchant Wholesalers .....	(B)	(D)	(D)	3	—	—	3	—	—	—	—	—	—	—	—
4232	Furniture and Home Furnishing Merchant Wholesalers .....	112	861	3 610	14	6	5	1	2	—	—	—	—	—	—	—
42321	Furniture Merchant Wholesalers .....	(B)	(D)	(D)	6	3	1	1	1	—	—	—	—	—	—	—
423210	Furniture Merchant Wholesalers .....	(B)	(D)	(D)	6	3	1	1	1	—	—	—	—	—	—	—
42322	Home Furnishing Merchant Wholesalers .....	(B)	(D)	(D)	8	3	4	—	1	—	—	—	—	—	—	—
423220	Home Furnishing Merchant Wholesalers .....	(B)	(D)	(D)	8	3	4	—	1	—	—	—	—	—	—	—
4233	Lumber and Other Construction Materials Merchant Wholesalers .....	780	8 918	38 715	32	8	7	5	9	2	—	1	—	—	—	—
42331	Lumber, Plywood, Millwork, and Wood Panel Merchant Wholesalers .....	(F)	(D)	(D)	17	3	3	4	4	2	—	1	—	—	—	—
423310	Lumber, Plywood, Millwork, and Wood Panel Merchant Wholesalers .....	(F)	(D)	(D)	17	3	3	4	4	2	—	1	—	—	—	—
42332	Brick, Stone, and Related Construction Material Merchant Wholesalers .....	(B)	(D)	(D)	6	3	1	—	2	—	—	—	—	—	—	—
423320	Brick, Stone, and Related Construction Material Merchant Wholesalers .....	(B)	(D)	(D)	6	3	1	—	2	—	—	—	—	—	—	—
42333	Roofing, Siding, and Insulation Material Merchant Wholesalers .....	(B)	(D)	(D)	4	1	1	1	1	—	—	—	—	—	—	—
423330	Roofing, Siding, and Insulation Material Merchant Wholesalers .....	(B)	(D)	(D)	4	1	1	1	1	—	—	—	—	—	—	—
42339	Other Construction Material Merchant Wholesalers .....	(B)	(D)	(D)	5	1	2	—	2	—	—	—	—	—	—	—
423390	Other Construction Material Merchant Wholesalers .....	(B)	(D)	(D)	5	1	2	—	2	—	—	—	—	—	—	—
4234	Professional and Commercial Equipment and Supplies Merchant Wholesalers .....	608	7 130	29 883	63	25	17	14	6	—	1	—	—	—	—	—
42341	Photographic Equipment and Supplies Merchant Wholesalers .....	(A)	(D)	(D)	1	1	—	—	—	—	—	—	—	—	—	—
423410	Photographic Equipment and Supplies Merchant Wholesalers .....	(A)	(D)	(D)	1	1	—	—	—	—	—	—	—	—	—	—
42342	Office Equipment Merchant Wholesalers .....	305	3 790	15 380	22	7	8	3	3	—	1	—	—	—	—	—
423420	Office Equipment Merchant Wholesalers .....	305	3 790	15 380	22	7	8	3	3	—	1	—	—	—	—	—
42343	Computer and Computer Peripheral Equipment and Software Merchant Wholesalers .....	133	1 701	7 298	12	5	2	2	3	—	—	—	—	—	—	—
423430	Computer and Computer Peripheral Equipment and Software Merchant Wholesalers .....	133	1 701	7 298	12	5	2	2	3	—	—	—	—	—	—	—
42344	Other Commercial Equipment Merchant Wholesalers .....	71	622	2 916	11	4	4	3	—	—	—	—	—	—	—	—
423440	Other Commercial Equipment Merchant Wholesalers .....	71	622	2 916	11	4	4	3	—	—	—	—	—	—	—	—
42345	Medical, Dental, and Hospital Equipment and Supplies Merchant Wholesaler .....	(B)	(D)	(D)	7	4	1	2	—	—	—	—	—	—	—	—
423450	Medical, Dental, and Hospital Equipment and Supplies Merchant Wholesaler .....	(B)	(D)	(D)	7	4	1	2	—	—	—	—	—	—	—	—
42346	Ophthalmic Goods Merchant Wholesalers .....	(A)	(D)	(D)	2	1	1	—	—	—	—	—	—	—	—	—
423460	Ophthalmic Goods Merchant Wholesalers .....	(A)	(D)	(D)	2	1	1	—	—	—	—	—	—	—	—	—
42349	Other Professional Equipment and Supplies Merchant Wholesalers .....	(B)	(D)	(D)	8	3	1	4	—	—	—	—	—	—	—	—
423490	Other Professional Equipment and Supplies Merchant Wholesalers .....	(B)	(D)	(D)	8	3	1	4	—	—	—	—	—	—	—	—
4235	Metal and Mineral (except Petroleum) Merchant Wholesalers .....	122	1 389	5 737	15	6	6	2	1	—	—	—	—	—	—	—
42351	Metal Service Centers and Other Metal Merchant Wholesalers .....	(C)	(D)	(D)	12	4	5	2	1	—	—	—	—	—	—	—
423510	Metal Service Centers and Other Metal Merchant Wholesalers .....	(C)	(D)	(D)	12	4	5	2	1	—	—	—	—	—	—	—
42352	Coal and Other Mineral and Ore Merchant Wholesalers .....	(A)	(D)	(D)	3	2	1	—	—	—	—	—	—	—	—	—
423520	Coal and Other Mineral and Ore Merchant Wholesalers .....	(A)	(D)	(D)	3	2	1	—	—	—	—	—	—	—	—	—
4236	Electrical and Electronic Goods Merchant Wholesalers .....	391	4 249	17 007	45	16	13	12	4	—	—	—	—	—	—	—
42361	Electrical Apparatus and Equipment, Wiring Supplies, and Related Equipme .....	(C)	(D)	(D)	16	4	5	6	1	—	—	—	—	—	—	—

See footnotes at end of table.

**Table 2. The State—Employees, Payroll, and Establishments by Industry: 2003—Con.**

[Excludes most government employees, railroad employees, and self-employed persons. Size class 1 to 4 includes establishments with payroll, but no employees, during mid-March pay period. (D) denotes figures withheld to avoid disclosing data for individual companies; the data are included in broader industry totals. For explanation of terms, abbreviations, and data reliability/comparability, see introductory text.]

NAICS code	Industry	Number of employees for week including March 12	Payroll (\$1,000)		Total number of establishments	Number of establishments by employment-size class										
			First quarter	Annual		1 to 4	5 to 9	10 to 19	20 to 49	50 to 99	100 to 249	250 to 499	500 to 999	1,000 or more		
<b>42</b>	<b>Wholesale trade—Con.</b>															
423	Merchant Wholesalers, Durable Goods—Con.															
4236	Electrical and Electronic Goods Merchant Wholesalers—Con.															
42361	Electrical Apparatus and Equipment, Wiring Supplies, and Related Equipme—Con.															
423610	Electrical Apparatus and Equipment, Wiring Supplies, and Related Equipme .	(C)	(D)	(D)	16	4	5	6	1	—	—	—	—	—	—	—
42362	Electrical and Electronic Appliance, Television, and Radio Set Merchant . . . . .	(A)	(D)	(D)	4	1	3	—	—	—	—	—	—	—	—	—
423620	Electrical and Electronic Appliance, Television, and Radio Set Merchant . . . . .	(A)	(D)	(D)	4	1	3	—	—	—	—	—	—	—	—	—
42369	Other Electronic Parts and Equipment Merchant Wholesalers . . . . .	214	2 428	9 145	25	11	5	6	3	—	—	—	—	—	—	—
423690	Other Electronic Parts and Equipment Merchant Wholesalers . . . . .	214	2 428	9 145	25	11	5	6	3	—	—	—	—	—	—	—
4237	Hardware, and Plumbing and Heating Equipment and Supplies Merchant Whole . .	482	4 428	20 028	35	12	8	7	6	1	1	—	—	—	—	—
42371	Hardware Merchant Wholesalers . . . . .	125	922	4 003	7	4	1	1	—	—	1	—	—	—	—	—
423710	Hardware Merchant Wholesalers . . . . .	125	922	4 003	7	4	1	1	—	—	1	—	—	—	—	—
42372	Plumbing and Heating Equipment and Supplies (Hydronics) Merchant Wholesa . .	280	2 577	12 294	16	3	3	4	5	1	—	—	—	—	—	—
423720	Plumbing and Heating Equipment and Supplies (Hydronics) Merchant Wholesa . . . . .	280	2 577	12 294	16	3	3	4	5	1	—	—	—	—	—	—
42373	Warm Air Heating and Air-Conditioning Equipment and Supplies Merchant Wh . . .	(B)	(D)	(D)	8	4	3	1	—	—	—	—	—	—	—	—
423730	Warm Air Heating and Air-Conditioning Equipment and Supplies Merchant Wh . . .	(B)	(D)	(D)	8	4	3	1	—	—	—	—	—	—	—	—
42374	Refrigeration Equipment and Supplies Merchant Wholesalers . . . . .	(B)	(D)	(D)	4	1	1	1	1	—	—	—	—	—	—	—
423740	Refrigeration Equipment and Supplies Merchant Wholesalers . . . . .	(B)	(D)	(D)	4	1	1	1	1	—	—	—	—	—	—	—
4238	Machinery, Equipment, and Supplies Merchant Wholesalers . . . . .	1 023	13 629	56 459	116	56	27	17	15	1	—	—	—	—	—	—
42381	Construction and Mining (except Oil Well) Machinery and Equipment Mercha . . . . .	317	4 178	17 547	18	5	3	3	6	1	—	—	—	—	—	—
423810	Construction and Mining (except Oil Well) Machinery and Equipment Mercha . . . . .	317	4 178	17 547	18	5	3	3	6	1	—	—	—	—	—	—
42382	Farm and Garden Machinery and Equipment Merchant Wholesalers . . . . .	(A)	(D)	(D)	1	1	—	—	—	—	—	—	—	—	—	—
423820	Farm and Garden Machinery and Equipment Merchant Wholesalers . . . . .	(A)	(D)	(D)	1	1	—	—	—	—	—	—	—	—	—	—
42383	Industrial Machinery and Equipment Merchant Wholesalers . . . . .	457	7 115	28 191	56	27	14	7	8	—	—	—	—	—	—	—
423830	Industrial Machinery and Equipment Merchant Wholesalers . . . . .	457	7 115	28 191	56	27	14	7	8	—	—	—	—	—	—	—
42384	Industrial Supplies Merchant Wholesalers . . . . .	104	990	4 739	22	14	4	4	—	—	—	—	—	—	—	—
423840	Industrial Supplies Merchant Wholesalers . . . . .	104	990	4 739	22	14	4	4	—	—	—	—	—	—	—	—
42385	Service Establishment Equipment and Supplies Merchant Wholesalers . . . . .	116	1 032	4 308	13	7	2	3	1	—	—	—	—	—	—	—
423850	Service Establishment Equipment and Supplies Merchant Wholesalers . . . . .	116	1 032	4 308	13	7	2	3	1	—	—	—	—	—	—	—
42386	Transportation Equipment and Supplies (except Motor Vehicle) Merchant Wh . . . . .	(B)	(D)	(D)	6	2	4	—	—	—	—	—	—	—	—	—
423860	Transportation Equipment and Supplies (except Motor Vehicle) Merchant Wh . . . . .	(B)	(D)	(D)	6	2	4	—	—	—	—	—	—	—	—	—
4239	Miscellaneous Durable Goods Merchant Wholesalers . . . . .	275	2 138	9 871	39	20	7	9	3	—	—	—	—	—	—	—
42391	Sporting and Recreational Goods and Supplies Merchant Wholesalers . . . . .	68	594	2 724	10	7	—	2	1	—	—	—	—	—	—	—
423910	Sporting and Recreational Goods and Supplies Merchant Wholesalers . . . . .	68	594	2 724	10	7	—	2	1	—	—	—	—	—	—	—
42392	Toy and Hobby Goods and Supplies Merchant Wholesalers . . . . .	22	171	658	5	4	—	1	—	—	—	—	—	—	—	—
423920	Toy and Hobby Goods and Supplies Merchant Wholesalers . . . . .	22	171	658	5	4	—	1	—	—	—	—	—	—	—	—
42393	Recyclable Material Merchant Wholesalers . . . . .	(B)	(D)	(D)	4	2	1	—	1	—	—	—	—	—	—	—
423930	Recyclable Material Merchant Wholesalers . . . . .	(B)	(D)	(D)	4	2	1	—	1	—	—	—	—	—	—	—
42394	Jewelry, Watch, Precious Stone, and Precious Metal Merchant Wholesalers . . .	(A)	(D)	(D)	3	1	2	—	—	—	—	—	—	—	—	—
423940	Jewelry, Watch, Precious Stone, and Precious Metal Merchant Wholesalers . . .	(A)	(D)	(D)	3	1	2	—	—	—	—	—	—	—	—	—
42399	Other Miscellaneous Durable Goods Merchant Wholesalers . . . . .	(C)	(D)	(D)	17	6	4	6	1	—	—	—	—	—	—	—
423990	Other Miscellaneous Durable Goods Merchant Wholesalers . . . . .	(C)	(D)	(D)	17	6	4	6	1	—	—	—	—	—	—	—
424	Merchant Wholesalers, Nondurable Goods . . . . .	3 040	27 275	122 462	319	181	42	54	33	6	3	—	—	—	—	—
4241	Paper and Paper Product Merchant Wholesalers . . . . .	253	2 469	9 453	18	10	3	1	3	—	1	—	—	—	—	—
42411	Printing and Writing Paper Merchant Wholesalers . . . . .	(B)	(D)	(D)	2	1	—	—	1	—	—	—	—	—	—	—
424110	Printing and Writing Paper Merchant Wholesalers . . . . .	(B)	(D)	(D)	2	1	—	—	1	—	—	—	—	—	—	—
42412	Stationery and Office Supplies Merchant Wholesalers . . . . .	(C)	(D)	(D)	9	5	1	1	1	—	1	—	—	—	—	—
424120	Stationery and Office Supplies Merchant Wholesalers . . . . .	(C)	(D)	(D)	9	5	1	1	1	—	1	—	—	—	—	—
42413	Industrial and Personal Service Paper Merchant Wholesalers . . . . .	(B)	(D)	(D)	7	4	2	—	1	—	—	—	—	—	—	—
424130	Industrial and Personal Service Paper Merchant Wholesalers . . . . .	(B)	(D)	(D)	7	4	2	—	1	—	—	—	—	—	—	—

See footnotes at end of table.

**Table 2. The State—Employees, Payroll, and Establishments by Industry: 2003—Con.**

[Excludes most government employees, railroad employees, and self-employed persons. Size class 1 to 4 includes establishments with payroll, but no employees, during mid-March pay period. (D) denotes figures withheld to avoid disclosing data for individual companies; the data are included in broader industry totals. For explanation of terms, abbreviations, and data reliability/comparability, see introductory text]

NAICS code	Industry	Number of employees for week including March 12	Payroll (\$1,000)		Total number of establishments	Number of establishments by employment-size class									
			First quarter	Annual		1 to 4	5 to 9	10 to 19	20 to 49	50 to 99	100 to 249	250 to 499	500 to 999	1,000 or more	
<b>42</b>	<b>Wholesale trade—Con.</b>														
424	Merchant Wholesalers, Nondurable Goods—Con.														
4242	Drugs and Druggists' Sundries Merchant Wholesalers .....	(B)	(D)	(D)	11	7	1	2	1	—	—	—	—	—	—
42421	Drugs and Druggists' Sundries Merchant Wholesalers .....	(B)	(D)	(D)	11	7	1	2	1	—	—	—	—	—	—
424210	Drugs and Druggists' Sundries Merchant Wholesalers .....	(B)	(D)	(D)	11	7	1	2	1	—	—	—	—	—	—
4243	Apparel, Piece Goods, and Notions Merchant Wholesalers .....	(B)	(D)	(D)	8	6	1	1	—	—	—	—	—	—	—
42431	Piece Goods, Notions, and Other Dry Goods Merchant Wholesalers .....	(A)	(D)	(D)	2	2	—	—	—	—	—	—	—	—	—
424310	Piece Goods, Notions, and Other Dry Goods Merchant Wholesalers .....	(A)	(D)	(D)	2	2	—	—	—	—	—	—	—	—	—
42432	Men's and Boys' Clothing and Furnishings Merchant Wholesalers .....	(A)	(D)	(D)	2	1	—	1	—	—	—	—	—	—	—
424320	Men's and Boys' Clothing and Furnishings Merchant Wholesalers .....	(A)	(D)	(D)	2	1	—	1	—	—	—	—	—	—	—
42433	Women's, Children's, and Infants' Clothing and Accessories Merchant Whol .....	(A)	(D)	(D)	4	3	1	—	—	—	—	—	—	—	—
424330	Women's, Children's, and Infants' Clothing and Accessories Merchant Whol .....	(A)	(D)	(D)	4	3	1	—	—	—	—	—	—	—	—
4244	Grocery and Related Product Wholesalers ...	1 215	9 015	47 949	174	113	18	24	16	3	—	—	—	—	—
42441	General Line Grocery Merchant Wholesalers .....	150	1 320	5 090	14	2	5	6	1	—	—	—	—	—	—
424410	General Line Grocery Merchant Wholesalers .....	150	1 320	5 090	14	2	5	6	1	—	—	—	—	—	—
42442	Packaged Frozen Food Merchant Wholesalers .....	156	633	4 414	17	12	1	2	1	1	—	—	—	—	—
424420	Packaged Frozen Food Merchant Wholesalers .....	156	633	4 414	17	12	1	2	1	1	—	—	—	—	—
42443	Dairy Product (except Dried or Canned) Merchant Wholesalers .....	(B)	(D)	(D)	4	—	1	2	1	—	—	—	—	—	—
424430	Dairy Product (except Dried or Canned) Merchant Wholesalers .....	(B)	(D)	(D)	4	—	1	2	1	—	—	—	—	—	—
42445	Confectionery Merchant Wholesalers .....	115	739	3 993	9	3	1	2	3	—	—	—	—	—	—
424450	Confectionery Merchant Wholesalers .....	115	739	3 993	9	3	1	2	3	—	—	—	—	—	—
42446	Fish and Seafood Merchant Wholesalers ..	228	530	7 103	90	84	1	—	4	1	—	—	—	—	—
424460	Fish and Seafood Merchant Wholesalers .....	228	530	7 103	90	84	1	—	4	1	—	—	—	—	—
42447	Meat and Meat Product Merchant Wholesalers .....	(B)	(D)	(D)	5	—	3	2	—	—	—	—	—	—	—
424470	Meat and Meat Product Merchant Wholesalers .....	(B)	(D)	(D)	5	—	3	2	—	—	—	—	—	—	—
42448	Fresh Fruit and Vegetable Merchant Wholesalers .....	82	1 079	3 755	4	2	—	—	1	1	—	—	—	—	—
424480	Fresh Fruit and Vegetable Merchant Wholesalers .....	82	1 079	3 755	4	2	—	—	1	1	—	—	—	—	—
42449	Other Grocery and Related Products Merchant Wholesalers .....	372	3 766	19 483	31	10	6	10	5	—	—	—	—	—	—
424490	Other Grocery and Related Products Merchant Wholesalers .....	372	3 766	19 483	31	10	6	10	5	—	—	—	—	—	—
4245	Farm Product Raw Material Merchant Wholesalers .....	(A)	(D)	(D)	1	1	—	—	—	—	—	—	—	—	—
42451	Grain and Field Bean Merchant Wholesalers .....	(A)	(D)	(D)	1	1	—	—	—	—	—	—	—	—	—
424510	Grain and Field Bean Merchant Wholesalers .....	(A)	(D)	(D)	1	1	—	—	—	—	—	—	—	—	—
4246	Chemical and Allied Products Merchant Wholesalers .....	(C)	(D)	(D)	20	9	4	6	1	—	—	—	—	—	—
42461	Plastics Materials and Basic Forms and Shapes Merchant Wholesalers .....	(A)	(D)	(D)	2	—	2	—	—	—	—	—	—	—	—
424610	Plastics Materials and Basic Forms and Shapes Merchant Wholesalers .....	(A)	(D)	(D)	2	—	2	—	—	—	—	—	—	—	—
42469	Other Chemical and Allied Products Merchant Wholesalers .....	(C)	(D)	(D)	18	9	2	6	1	—	—	—	—	—	—
424690	Other Chemical and Allied Products Merchant Wholesalers .....	(C)	(D)	(D)	18	9	2	6	1	—	—	—	—	—	—
4247	Petroleum and Petroleum Products Merchant Wholesalers .....	475	4 642	19 043	45	15	10	14	6	—	—	—	—	—	—
42471	Petroleum Bulk Stations and Terminals ..	417	4 235	18 393	39	12	9	13	5	—	—	—	—	—	—
424710	Petroleum Bulk Stations and Terminals ..	417	4 235	18 393	39	12	9	13	5	—	—	—	—	—	—
42472	Petroleum and Petroleum Products Merchant Wholesalers (except Bulk Stati ..	58	407	650	6	3	1	1	1	—	—	—	—	—	—
424720	Petroleum and Petroleum Products Merchant Wholesalers (except Bulk Stati ..	58	407	650	6	3	1	1	1	—	—	—	—	—	—
4248	Beer, Wine, and Distilled Alcoholic Beverage Merchant Wholesalers .....	534	5 724	22 649	10	1	—	3	2	2	2	—	—	—	—
42481	Beer and Ale Merchant Wholesalers .....	(E)	(D)	(D)	7	1	—	2	1	1	2	—	—	—	—
424810	Beer and Ale Merchant Wholesalers .....	(E)	(D)	(D)	7	1	—	2	1	1	2	—	—	—	—
42482	Wine and Distilled Alcoholic Beverage Merchant Wholesalers .....	(C)	(D)	(D)	3	—	—	1	1	1	—	—	—	—	—
424820	Wine and Distilled Alcoholic Beverage Merchant Wholesalers .....	(C)	(D)	(D)	3	—	—	1	1	1	—	—	—	—	—
4249	Miscellaneous Nondurable Goods Merchant Wholesalers .....	284	1 964	9 292	32	19	5	3	4	1	—	—	—	—	—
42491	Farm Supplies Merchant Wholesalers .....	(A)	(D)	(D)	1	1	—	—	—	—	—	—	—	—	—
424910	Farm Supplies Merchant Wholesalers .....	(A)	(D)	(D)	1	1	—	—	—	—	—	—	—	—	—
42492	Book, Periodical, and Newspaper Merchant Wholesalers .....	(B)	(D)	(D)	2	—	—	—	1	1	—	—	—	—	—
424920	Book, Periodical, and Newspaper Merchant Wholesalers .....	(B)	(D)	(D)	2	—	—	—	1	1	—	—	—	—	—

See footnotes at end of table.

**Table 2. The State—Employees, Payroll, and Establishments by Industry: 2003—Con.**

[Excludes most government employees, railroad employees, and self-employed persons. Size class 1 to 4 includes establishments with payroll, but no employees, during mid-March pay period. (D) denotes figures withheld to avoid disclosing data for individual companies; the data are included in broader industry totals. For explanation of terms, abbreviations, and data reliability/comparability, see introductory text.]

NAICS code	Industry	Number of employees for week including March 12	Payroll (\$1,000)		Total number of establishments	Number of establishments by employment-size class										
			First quarter	Annual		1 to 4	5 to 9	10 to 19	20 to 49	50 to 99	100 to 249	250 to 499	500 to 999	1,000 or more		
<b>42</b>	<b>Wholesale trade—Con.</b>															
424	Merchant Wholesalers, Nondurable Goods—Con.															
4249	Miscellaneous Nondurable Goods Merchant Wholesalers—Con.															
42493	Flower, Nursery Stock, and Florists' Supplies Merchant Wholesalers	(B)	(D)	(D)	8	5	1	1	1	—	—	—	—	—	—	—
424930	Flower, Nursery Stock, and Florists' Supplies Merchant Wholesalers	(B)	(D)	(D)	8	5	1	1	1	—	—	—	—	—	—	—
42495	Paint, Varnish, and Supplies Merchant Wholesalers	(B)	(D)	(D)	1	—	—	—	1	—	—	—	—	—	—	—
424950	Paint, Varnish, and Supplies Merchant Wholesalers	(B)	(D)	(D)	1	—	—	—	1	—	—	—	—	—	—	—
42499	Other Miscellaneous Nondurable Goods Merchant Wholesalers	98	1 065	5 162	20	13	4	2	1	—	—	—	—	—	—	—
424990	Other Miscellaneous Nondurable Goods Merchant Wholesalers	98	1 065	5 162	20	13	4	2	1	—	—	—	—	—	—	—
425	Wholesale Electronic Markets and Agents and Brokers	161	1 241	5 681	43	36	3	2	2	—	—	—	—	—	—	—
4251	Wholesale Electronic Markets and Agents and Brokers	161	1 241	5 681	43	36	3	2	2	—	—	—	—	—	—	—
42512	Wholesale Trade Agents and Brokers	161	1 241	5 681	43	36	3	2	2	—	—	—	—	—	—	—
425120	Wholesale Trade Agents and Brokers	161	1 241	5 681	43	36	3	2	2	—	—	—	—	—	—	—
<b>44-45</b>	<b>Retail trade</b>	<b>33 625</b>	<b>193 056</b>	<b>852 875</b>	<b>2 668</b>	<b>1 314</b>	<b>667</b>	<b>377</b>	<b>199</b>	<b>48</b>	<b>48</b>	<b>15</b>				
441	Motor vehicle & parts dealers	4 767	40 396	184 228	309	121	68	59	38	13	10	—	—	—	—	—
4411	Automobile dealers	2 813	27 098	121 692	86	23	15	9	19	10	10	—	—	—	—	—
44111	New car dealers	2 523	24 428	109 602	48	5	4	5	14	10	10	—	—	—	—	—
441110	New car dealers	2 523	24 428	109 602	48	5	4	5	14	10	10	—	—	—	—	—
44112	Used car dealers	290	2 670	12 090	38	18	11	4	5	—	—	—	—	—	—	—
441120	Used car dealers	290	2 670	12 090	38	18	11	4	5	—	—	—	—	—	—	—
4412	Other motor vehicle dealers	706	4 831	24 267	85	43	18	14	8	2	—	—	—	—	—	—
44121	Recreational vehicle dealers	116	860	5 540	12	8	2	—	1	1	—	—	—	—	—	—
441210	Recreational vehicle dealers	116	860	5 540	12	8	2	—	1	1	—	—	—	—	—	—
44122	Motorcycle & boat & other MV dealers	590	3 971	18 727	73	35	16	14	7	1	—	—	—	—	—	—
441221	Motorcycle dealers	168	1 170	6 198	13	5	1	3	4	—	—	—	—	—	—	—
441222	Boat dealers	265	1 765	7 966	40	24	7	7	1	1	—	—	—	—	—	—
441229	All other motor vehicle dealers	157	1 036	4 563	20	6	8	4	2	—	—	—	—	—	—	—
4413	Automotive parts, accessories & tire stores	1 248	8 467	38 269	138	55	35	36	11	1	—	—	—	—	—	—
44131	Automotive parts, accessories & tire stores	869	6 219	26 477	113	47	33	28	5	—	—	—	—	—	—	—
441310	Automotive parts, accessories & tire stores	869	6 219	26 477	113	47	33	28	5	—	—	—	—	—	—	—
44132	Tire dealers	379	2 248	11 792	25	8	2	8	6	1	—	—	—	—	—	—
441320	Tire dealers	379	2 248	11 792	25	8	2	8	6	1	—	—	—	—	—	—
442	Furniture & home furnishing stores	791	5 142	22 158	124	71	27	19	7	—	—	—	—	—	—	—
4421	Furniture stores	347	2 381	10 422	44	25	9	5	5	—	—	—	—	—	—	—
44211	Furniture stores	347	2 381	10 422	44	25	9	5	5	—	—	—	—	—	—	—
442110	Furniture stores	347	2 381	10 422	44	25	9	5	5	—	—	—	—	—	—	—
4422	Home furnishings stores	444	2 761	11 736	80	46	18	14	2	—	—	—	—	—	—	—
44221	Floor covering stores	(C)	(D)	(D)	40	23	10	5	2	—	—	—	—	—	—	—
442210	Floor covering stores	(C)	(D)	(D)	40	23	10	5	2	—	—	—	—	—	—	—
44229	Other home furnishings stores	(C)	(D)	(D)	40	23	8	9	—	—	—	—	—	—	—	—
442291	Window treatment stores	(A)	(D)	(D)	2	2	—	—	—	—	—	—	—	—	—	—
442299	All other home furnishings stores	(C)	(D)	(D)	38	21	8	9	—	—	—	—	—	—	—	—
443	Electronics & appliance stores	792	4 631	20 228	88	39	31	10	6	1	1	—	—	—	—	—
4431	Electronics & appliance stores	792	4 631	20 228	88	39	31	10	6	1	1	—	—	—	—	—
44311	Appliance, TV & all other electronics stores	(E)	(D)	(D)	53	25	17	5	5	—	1	—	—	—	—	—
443111	Household appliance stores	83	556	2 388	18	12	3	3	—	—	—	—	—	—	—	—
443112	Radio, television & other electronics stores	(E)	(D)	(D)	35	13	14	2	5	—	1	—	—	—	—	—
44312	Computer & software stores	274	1 619	6 670	28	10	12	4	1	1	—	—	—	—	—	—
443120	Computer & software stores	274	1 619	6 670	28	10	12	4	1	1	—	—	—	—	—	—
44313	Camera & photographic supplies stores	(B)	(D)	(D)	7	4	2	1	—	—	—	—	—	—	—	—
443130	Camera & photographic supplies stores	(B)	(D)	(D)	7	4	2	1	—	—	—	—	—	—	—	—
444	Bldg material & garden equip & supp dealers	2 537	18 536	84 939	200	83	47	35	28	3	4	—	—	—	—	—
4441	Building material & supplies dealers	2 433	18 084	82 461	179	69	44	32	27	3	4	—	—	—	—	—
44411	Home centers	911	6 180	28 095	20	5	3	1	7	—	4	—	—	—	—	—
444110	Home centers	911	6 180	28 095	20	5	3	1	7	—	4	—	—	—	—	—
44412	Paint & wallpaper stores	(B)	(D)	(D)	13	5	5	3	—	—	—	—	—	—	—	—
444120	Paint & wallpaper stores	(B)	(D)	(D)	13	5	5	3	—	—	—	—	—	—	—	—
44413	Hardware stores	(E)	(D)	(D)	45	15	11	10	9	—	—	—	—	—	—	—
444130	Hardware stores	(E)	(D)	(D)	45	15	11	10	9	—	—	—	—	—	—	—
44419	Other building material dealers	982	8 515	39 132	101	44	25	18	11	3	—	—	—	—	—	—
444190	Other building material dealers	982	8 515	39 132	101	44	25	18	11	3	—	—	—	—	—	—
4442	Lawn & garden equip & supplies stores	104	452	2 478	21	14	3	3	1	—	—	—	—	—	—	—
44421	Outdoor power equipment stores	(A)	(D)	(D)	3	1	2	—	—	—	—	—	—	—	—	—
444210	Outdoor power equipment stores	(A)	(D)	(D)	3	1	2	—	—	—	—	—	—	—	—	—
44422	Nursery & garden centers	(B)	(D)	(D)	18	13	1	3	1	—	—	—	—	—	—	—
444220	Nursery & garden centers	(B)	(D)	(D)	18	13	1	3	1	—	—	—	—	—	—	—
445	Food & beverage stores	7 108	36 778	157 590	389	152	108	55	39	18	17	—	—	—	—	—
4451	Grocery stores	6 402	33 516	140 958	257	78	65	44	36	17	17	—	—	—	—	—
44511	Grocery (except convenience) stores	6 212	32 914	138 224	224	59	57	39	35	17	17	—	—	—	—	—
445110	Grocery (except convenience) stores	6 212	32 914	138 224	224	59	57	39	35	17	17	—	—	—	—	—
44512	Convenience stores	190	602	2 734	33	19	8	5	1	—	—	—	—	—	—	—
445120	Convenience stores	190	602	2 734	33	19	8	5	1	—	—	—	—	—	—	—

See footnotes at end of table.

**Table 2. The State—Employees, Payroll, and Establishments by Industry: 2003—Con.**

[Excludes most government employees, railroad employees, and self-employed persons. Size class 1 to 4 includes establishments with payroll, but no employees, during mid-March pay period. (D) denotes figures withheld to avoid disclosing data for individual companies; the data are included in broader industry totals. For explanation of terms, abbreviations, and data reliability/comparability, see introductory text]

NAICS code	Industry	Number of employees for week including March 12	Payroll (\$1,000)		Total number of establishments	Number of establishments by employment-size class										
			First quarter	Annual		1 to 4	5 to 9	10 to 19	20 to 49	50 to 99	100 to 249	250 to 499	500 to 999	1,000 or more		
<b>44-45</b>	<b>Retail trade—Con.</b>															
445	Food & beverage stores—Con.															
4452	Specialty food stores.....	195	681	4 062	42	31	4	5	1	1	—	—	—	—	—	—
44521	Meat markets.....	(B)	(D)	(D)	5	4	—	—	1	—	—	—	—	—	—	—
445210	Meat markets.....	(B)	(D)	(D)	5	4	—	—	1	—	—	—	—	—	—	—
44522	Fish & seafood markets.....	21	100	1 340	8	6	1	1	—	—	—	—	—	—	—	—
445220	Fish & seafood markets.....	21	100	1 340	8	6	1	1	—	—	—	—	—	—	—	—
44523	Fruit & vegetable markets.....	(A)	(D)	(D)	3	3	—	—	—	—	—	—	—	—	—	—
445230	Fruit & vegetable markets.....	(A)	(D)	(D)	3	3	—	—	—	—	—	—	—	—	—	—
44529	Other specialty food stores.....	(C)	(D)	(D)	26	18	3	4	—	1	—	—	—	—	—	—
445292	Confectionery & nut stores.....	(A)	(D)	(D)	4	4	—	—	—	—	—	—	—	—	—	—
445299	All other specialty food stores.....	(C)	(D)	(D)	22	14	3	4	—	1	—	—	—	—	—	—
4453	Beer, wine & liquor stores.....	511	2 581	12 570	90	43	39	6	2	—	—	—	—	—	—	—
44531	Beer, wine & liquor stores.....	511	2 581	12 570	90	43	39	6	2	—	—	—	—	—	—	—
445310	Beer, wine & liquor stores.....	511	2 581	12 570	90	43	39	6	2	—	—	—	—	—	—	—
446	Health & personal care stores.....	911	6 949	29 557	111	56	30	10	13	2	—	—	—	—	—	—
4461	Health & personal care stores.....	911	6 949	29 557	111	56	30	10	13	2	—	—	—	—	—	—
44611	Pharmacies & drug stores.....	421	3 781	16 217	30	5	13	6	4	2	—	—	—	—	—	—
446110	Pharmacies & drug stores.....	421	3 781	16 217	30	5	13	6	4	2	—	—	—	—	—	—
44612	Cosmetics, beauty supplies & perfume stores.....	(B)	(D)	(D)	9	4	1	1	3	—	—	—	—	—	—	—
446120	Cosmetics, beauty supplies & perfume stores.....	(B)	(D)	(D)	9	4	1	1	3	—	—	—	—	—	—	—
44613	Optical goods stores.....	(C)	(D)	(D)	35	26	6	2	1	—	—	—	—	—	—	—
446130	Optical goods stores.....	(C)	(D)	(D)	35	26	6	2	1	—	—	—	—	—	—	—
44619	Other health & personal care stores.....	260	1 504	6 687	37	21	10	1	5	—	—	—	—	—	—	—
446191	Food (health) supplement stores.....	127	429	1 849	22	13	6	1	2	—	—	—	—	—	—	—
446199	All other health & personal care stores.....	133	1 075	4 838	15	8	4	—	3	—	—	—	—	—	—	—
447	Gasoline stations.....	1 745	8 363	37 438	228	73	91	52	12	—	—	—	—	—	—	—
4471	Gasoline stations.....	1 745	8 363	37 438	228	73	91	52	12	—	—	—	—	—	—	—
44711	Gasoline stations with convenience stores.....	1 256	5 452	24 953	150	35	68	39	8	—	—	—	—	—	—	—
447110	Gasoline stations with convenience stores.....	1 256	5 452	24 953	150	35	68	39	8	—	—	—	—	—	—	—
44719	Other gasoline stations.....	489	2 911	12 485	78	38	23	13	4	—	—	—	—	—	—	—
447190	Other gasoline stations.....	489	2 911	12 485	78	38	23	13	4	—	—	—	—	—	—	—
448	Clothing & clothing accessories stores.....	2 035	9 587	44 698	267	140	80	32	9	5	—	1	—	—	—	—
4481	Clothing stores.....	1 523	6 745	29 919	148	76	33	24	9	5	—	1	—	—	—	—
44811	Men's clothing stores.....	137	645	2 549	16	4	7	4	1	—	—	—	—	—	—	—
448110	Men's clothing stores.....	137	645	2 549	16	4	7	4	1	—	—	—	—	—	—	—
44812	Women's clothing stores.....	238	882	3 892	41	29	6	4	1	1	—	—	—	—	—	—
448120	Women's clothing stores.....	238	882	3 892	41	29	6	4	1	1	—	—	—	—	—	—
44813	Children's & infants' clothing stores.....	(B)	(D)	(D)	5	2	—	2	1	—	—	—	—	—	—	—
448130	Children's & infants' clothing stores.....	(B)	(D)	(D)	5	2	—	2	1	—	—	—	—	—	—	—
44814	Family clothing stores.....	940	4 088	18 821	47	18	7	12	5	4	—	1	—	—	—	—
448140	Family clothing stores.....	940	4 088	18 821	47	18	7	12	5	4	—	1	—	—	—	—
44815	Clothing accessories stores.....	(B)	(D)	(D)	17	9	8	—	—	—	—	—	—	—	—	—
448150	Clothing accessories stores.....	(B)	(D)	(D)	17	9	8	—	—	—	—	—	—	—	—	—
44819	Other clothing stores.....	98	811	3 212	22	14	5	2	1	—	—	—	—	—	—	—
448190	Other clothing stores.....	98	811	3 212	22	14	5	2	1	—	—	—	—	—	—	—
4482	Shoe stores.....	194	684	3 079	34	12	18	4	—	—	—	—	—	—	—	—
44821	Shoe stores.....	194	684	3 079	34	12	18	4	—	—	—	—	—	—	—	—
448210	Shoe stores.....	194	684	3 079	34	12	18	4	—	—	—	—	—	—	—	—
4483	Jewelry, luggage & leather goods stores.....	318	2 158	11 700	85	52	29	4	—	—	—	—	—	—	—	—
44831	Jewelry stores.....	(E)	(D)	(D)	84	52	28	4	—	—	—	—	—	—	—	—
448310	Jewelry stores.....	(E)	(D)	(D)	84	52	28	4	—	—	—	—	—	—	—	—
44832	Luggage & leather goods stores.....	(A)	(D)	(D)	1	—	1	—	—	—	—	—	—	—	—	—
448320	Luggage & leather goods stores.....	(A)	(D)	(D)	1	—	1	—	—	—	—	—	—	—	—	—
451	Sporting goods, hobby, book & music stores.....	1 545	5 678	25 786	236	149	39	34	11	2	1	—	—	—	—	—
4511	Sporting goods, hobby, musical instrument stores.....	1 115	4 342	19 996	177	115	27	25	8	1	1	—	—	—	—	—
45111	Sporting goods stores.....	592	2 603	12 282	95	65	14	11	4	—	1	—	—	—	—	—
451110	Sporting goods stores.....	592	2 603	12 282	95	65	14	11	4	—	1	—	—	—	—	—
45112	Hobby, toy & game stores.....	270	924	4 321	36	19	10	4	2	1	—	—	—	—	—	—
451120	Hobby, toy & game stores.....	270	924	4 321	36	19	10	4	2	1	—	—	—	—	—	—
45113	Sewing, needlework & piece goods stores.....	181	549	2 197	29	17	2	9	1	—	—	—	—	—	—	—
451130	Sewing, needlework & piece goods stores.....	181	549	2 197	29	17	2	9	1	—	—	—	—	—	—	—
45114	Musical instrument & supplies stores.....	72	266	1 196	17	14	1	1	1	—	—	—	—	—	—	—
451140	Musical instrument & supplies stores.....	72	266	1 196	17	14	1	1	1	—	—	—	—	—	—	—
4512	Book, periodical & music stores.....	430	1 336	5 790	59	34	12	9	3	1	—	—	—	—	—	—
45121	Book stores & news dealers.....	329	1 089	4 851	47	30	10	3	3	1	—	—	—	—	—	—
451211	Book stores.....	(E)	(D)	(D)	46	30	10	3	2	1	—	—	—	—	—	—
451212	News dealers & newsstands.....	(B)	(D)	(D)	1	—	—	—	1	—	—	—	—	—	—	—
45122	Prerecorded tape, CD & record stores.....	101	247	939	12	4	2	6	—	—	—	—	—	—	—	—
451220	Prerecorded tape, CD & record stores.....	101	247	939	12	4	2	6	—	—	—	—	—	—	—	—
452	General merchandise stores.....	8 223	40 709	170 320	106	35	18	15	6	3	15	14	—	—	—	—
4521	Department stores.....	(G)	(D)	(D)	12	1	—	—	—	1	7	3	—	—	—	—
45211	Department stores.....	(G)	(D)	(D)	12	1	—	—	—	1	7	3	—	—	—	—
452111	Department Stores (except Discount Department Stores).....	(F)	(D)	(D)	4	—	—	—	—	1	2	1	—	—	—	—
452112	Discount Department Stores.....	(G)	(D)	(D)	8	1	—	—	—	—	5	2	—	—	—	—
4529	Other general merchandise stores.....	(I)	(D)	(D)	94	34	18	15	6	2	8	11	—	—	—	—
45291	Warehouse clubs & superstores.....	(H)	(D)	(D)	20	—	—	1	—	1	8	10	—	—	—	—
452910	Warehouse clubs & superstores.....	(H)	(D)	(D)	20	—	—	1	—	1	8	10	—	—	—	—
45299	All other general merchandise stores.....	(F)	(D)	(D)	74	34	18	14	6	1	—	1	—	—	—	—
452990	All other general merchandise stores.....	(F)	(D)	(D)	74	34	18	14	6	1	—	1	—	—	—	—

See footnotes at end of table.



**Table 2. The State—Employees, Payroll, and Establishments by Industry: 2003—Con.**

[Excludes most government employees, railroad employees, and self-employed persons. Size class 1 to 4 includes establishments with payroll, but no employees, during mid-March pay period. (D) denotes figures withheld to avoid disclosing data for individual companies; the data are included in broader industry totals. For explanation of terms, abbreviations, and data reliability/comparability, see introductory text]

NAICS code	Industry	Number of employees for week including March 12	Payroll (\$1,000)		Total number of establishments	Number of establishments by employment-size class											
			First quarter	Annual		1 to 4	5 to 9	10 to 19	20 to 49	50 to 99	100 to 249	250 to 499	500 to 999	1,000 or more			
<b>44-45</b>	<b>Retail trade—Con.</b>																
453	Miscellaneous store retailers .....	2 156	8 874	43 913	468	318	97	36	17	—	—	—	—	—	—	—	—
4531	Florists .....	233	801	3 348	55	40	11	3	1	—	—	—	—	—	—	—	—
45311	Florists .....	233	801	3 348	55	40	11	3	1	—	—	—	—	—	—	—	—
453110	Florists .....	233	801	3 348	55	40	11	3	1	—	—	—	—	—	—	—	—
4532	Office supplies, stationery & gift stores .....	942	4 102	22 337	226	159	39	20	8	—	—	—	—	—	—	—	—
45321	Office supplies & stationery stores .....	230	1 253	4 935	24	10	6	3	5	—	—	—	—	—	—	—	—
453210	Office supplies & stationery stores .....	230	1 253	4 935	24	10	6	3	5	—	—	—	—	—	—	—	—
45322	Gift, novelty & souvenir stores .....	712	2 849	17 402	202	149	33	17	3	—	—	—	—	—	—	—	—
453220	Gift, novelty & souvenir stores .....	712	2 849	17 402	202	149	33	17	3	—	—	—	—	—	—	—	—
4533	Used merchandise stores .....	430	1 661	6 817	47	17	24	2	4	—	—	—	—	—	—	—	—
45331	Used merchandise stores .....	430	1 661	6 817	47	17	24	2	4	—	—	—	—	—	—	—	—
453310	Used merchandise stores .....	430	1 661	6 817	47	17	24	2	4	—	—	—	—	—	—	—	—
4539	Other miscellaneous store retailers .....	551	2 310	11 411	140	102	23	11	4	—	—	—	—	—	—	—	—
45391	Pet & pet supplies stores .....	190	801	3 480	20	8	5	4	3	—	—	—	—	—	—	—	—
453910	Pet & pet supplies stores .....	190	801	3 480	20	8	5	4	3	—	—	—	—	—	—	—	—
45392	Art dealers .....	140	525	3 099	54	44	6	4	—	—	—	—	—	—	—	—	—
453920	Art dealers .....	140	525	3 099	54	44	6	4	—	—	—	—	—	—	—	—	—
45393	Manufactured (mobile) home dealers .....	8	57	224	3	3	—	—	—	—	—	—	—	—	—	—	—
453930	Manufactured (mobile) home dealers .....	8	57	224	3	3	—	—	—	—	—	—	—	—	—	—	—
45399	All other miscellaneous store retailers .....	213	927	4 608	63	47	12	3	1	—	—	—	—	—	—	—	—
453991	Tobacco stores .....	53	205	962	16	12	3	1	—	—	—	—	—	—	—	—	—
453998	All other misc store retailers (exc tobacco) .....	160	722	3 646	47	35	9	2	1	—	—	—	—	—	—	—	—
454	Nonstore retailers .....	1 015	7 413	32 020	142	77	31	20	13	1	—	—	—	—	—	—	—
4541	Electronic shopping & mail-order houses .....	(C)	(D)	(D)	17	9	4	2	2	—	—	—	—	—	—	—	—
45411	Electronic shopping & mail-order houses .....	(C)	(D)	(D)	17	9	4	2	2	—	—	—	—	—	—	—	—
454111	Electronic Shopping .....	30	104	413	7	5	1	—	1	—	—	—	—	—	—	—	—
454113	Mail-Order Houses .....	(B)	(D)	(D)	10	4	3	2	1	—	—	—	—	—	—	—	—
4542	Vending machine operators .....	(B)	(D)	(D)	7	3	1	1	2	—	—	—	—	—	—	—	—
45421	Vending machine operators .....	(B)	(D)	(D)	7	3	1	1	2	—	—	—	—	—	—	—	—
454210	Vending machine operators .....	(B)	(D)	(D)	7	3	1	1	2	—	—	—	—	—	—	—	—
4543	Direct selling establishments .....	812	6 276	26 768	118	65	26	17	9	1	—	—	—	—	—	—	—
45431	Fuel dealers .....	636	5 664	23 824	71	32	16	14	8	1	—	—	—	—	—	—	—
454311	Heating oil dealers .....	543	4 797	20 581	54	23	12	10	8	1	—	—	—	—	—	—	—
454312	Liquified petroleum gas (bottled gas) dealers .....	93	867	3 243	17	9	4	4	—	—	—	—	—	—	—	—	—
45439	Other direct selling establishments .....	176	612	2 944	47	33	10	3	1	—	—	—	—	—	—	—	—
454390	Other direct selling establishments .....	176	612	2 944	47	33	10	3	1	—	—	—	—	—	—	—	—
<b>48-49</b>	<b>Transportation &amp; warehousing .....</b>	<b>17 561</b>	<b>209 877</b>	<b>881 977</b>	<b>1 105</b>	<b>650</b>	<b>155</b>	<b>131</b>	<b>104</b>	<b>33</b>	<b>23</b>	<b>7</b>	<b>1</b>	<b>1</b>			
481	Air transportation .....	6 259	71 230	317 889	240	118	39	27	30	15	8	2	—	—	—	—	—
4811	Scheduled air transportation .....	5 177	60 602	264 958	115	34	21	17	21	13	6	2	—	—	—	—	—
48111	Scheduled air transportation .....	5 177	60 602	264 958	115	34	21	17	21	13	6	2	—	—	—	—	—
481111	Scheduled passenger air transportation .....	4 513	52 358	229 013	87	24	11	15	18	12	4	2	—	—	—	—	—
481112	Scheduled freight air transportation .....	664	8 244	35 945	28	10	10	2	3	1	2	—	—	—	—	—	—
4812	Nonscheduled air transportation .....	1 082	10 628	52 931	125	84	18	10	9	2	—	—	—	—	—	—	—
48121	Nonscheduled air transportation .....	1 082	10 628	52 931	125	84	18	10	9	2	—	—	—	—	—	—	—
481211	Nonscheduled chartered passenger air trans .....	580	5 152	28 119	107	74	14	10	7	2	—	—	—	—	—	—	—
481212	Nonscheduled chartered freight air trans .....	419	4 636	20 466	7	3	1	—	1	—	2	—	—	—	—	—	—
481219	Other nonscheduled air transportation .....	83	840	4 346	11	7	3	—	1	—	—	—	—	—	—	—	—
483	Water transportation .....	601	6 739	36 306	59	36	11	6	3	2	1	—	—	—	—	—	—
4831	Deep sea, coastal & Great Lakes water trans .....	410	5 508	29 130	36	20	8	5	1	1	1	—	—	—	—	—	—
48311	Deep sea, coastal & Great Lakes water trans .....	410	5 508	29 130	36	20	8	5	1	1	1	—	—	—	—	—	—
483111	Deep sea freight transportation .....	(C)	(D)	(D)	5	4	—	—	—	—	1	—	—	—	—	—	—
483113	Coastal & Great Lakes freight transportation .....	(C)	(D)	(D)	30	15	8	5	1	1	—	—	—	—	—	—	—
483114	Coastal & Great Lakes passenger trans .....	(A)	(D)	(D)	1	1	—	—	—	—	—	—	—	—	—	—	—
4832	Inland water transportation .....	191	1 231	7 176	23	16	3	1	2	1	—	—	—	—	—	—	—
48321	Inland water transportation .....	191	1 231	7 176	23	16	3	1	2	1	—	—	—	—	—	—	—
483211	Inland water freight transportation .....	133	837	4 969	9	5	2	—	1	1	—	—	—	—	—	—	—
483212	Inland water passenger transportation .....	58	394	2 207	14	11	1	1	1	—	—	—	—	—	—	—	—
484	Truck transportation .....	2 876	30 625	139 373	233	133	32	33	26	6	2	1	—	—	—	—	—
4841	General freight trucking .....	1 307	12 834	57 194	107	59	16	17	9	5	2	—	—	—	—	—	—
48411	General freight trucking, local .....	501	4 497	19 877	59	35	10	7	5	2	—	—	—	—	—	—	—
484110	General freight trucking, local .....	501	4 497	19 877	59	35	10	7	5	2	—	—	—	—	—	—	—
48412	General freight trucking, long-distance .....	806	8 337	37 317	48	24	6	9	4	3	2	—	—	—	—	—	—
484121	General freight trucking, long-distance, TL .....	(E)	(D)	(D)	32	14	5	8	2	3	—	—	—	—	—	—	—
484122	General freight trucking, long-distance, LTL .....	(E)	(D)	(D)	16	10	1	1	2	—	2	—	—	—	—	—	—
4842	Specialized freight trucking .....	1 569	17 791	82 179	126	74	16	17	17	1	—	1	—	—	—	—	—
48421	Used household & office goods moving .....	632	4 268	21 229	38	9	6	10	13	—	—	—	—	—	—	—	—
484210	Used household & office goods moving .....	632	4 268	21 229	38	9	6	10	13	—	—	—	—	—	—	—	—
48422	Specialized freight (exc used) trucking, local .....	(F)	(D)	(D)	67	53	8	4	1	—	—	1	—	—	—	—	—
484220	Specialized freight (exc used) trucking, local .....	(F)	(D)	(D)	67	53	8	4	1	—	—	1	—	—	—	—	—
48423	Specialized freight (exc used) trucking, LDist .....	(E)	(D)	(D)	21	12	2	3	3	1	—	—	—	—	—	—	—
484230	Specialized freight (exc used) trucking, LDist .....	(E)	(D)	(D)	21	12	2	3	3	1	—	—	—	—	—	—	—

See footnotes at end of table.

**Table 2. The State—Employees, Payroll, and Establishments by Industry: 2003—Con.**

[Excludes most government employees, railroad employees, and self-employed persons. Size class 1 to 4 includes establishments with payroll, but no employees, during mid-March pay period. (D) denotes figures withheld to avoid disclosing data for individual companies; the data are included in broader industry totals. For explanation of terms, abbreviations, and data reliability/comparability, see introductory text]

NAICS code	Industry	Number of employees for week including March 12	Payroll (\$1,000)		Total number of establishments	Number of establishments by employment-size class										
			First quarter	Annual		1 to 4	5 to 9	10 to 19	20 to 49	50 to 99	100 to 249	250 to 499	500 to 999	1,000 or more		
<b>48-49</b>	<b>Transportation &amp; warehousing—Con.</b>															
485	Transit & ground passenger transportation . . . . .	1 334	5 931	24 513	79	40	17	11	5	3	2	1	—	—	—	—
4851	Urban transit systems . . . . .	(A)	(D)	(D)	4	3	1	—	—	—	—	—	—	—	—	—
48511	Urban transit systems . . . . .	(A)	(D)	(D)	4	3	1	—	—	—	—	—	—	—	—	—
485113	Bus & other motor vehicle transit systems . . . . .	(A)	(D)	(D)	3	2	1	—	—	—	—	—	—	—	—	—
485119	Other urban transit systems . . . . .	(A)	(D)	(D)	1	1	—	—	—	—	—	—	—	—	—	—
4852	Interurban & rural bus transportation . . . . .	(A)	(D)	(D)	3	3	—	—	—	—	—	—	—	—	—	—
48521	Interurban & rural bus transportation . . . . .	(A)	(D)	(D)	3	3	—	—	—	—	—	—	—	—	—	—
485210	Interurban & rural bus transportation . . . . .	(A)	(D)	(D)	3	3	—	—	—	—	—	—	—	—	—	—
4853	Taxi & limousine service . . . . .	131	473	2 154	30	18	8	4	—	—	—	—	—	—	—	—
48531	Taxi service . . . . .	113	445	1 966	26	15	8	3	—	—	—	—	—	—	—	—
485310	Taxi service . . . . .	113	445	1 966	26	15	8	3	—	—	—	—	—	—	—	—
48532	Limousine service . . . . .	18	28	188	4	3	—	1	—	—	—	—	—	—	—	—
485320	Limousine service . . . . .	18	28	188	4	3	—	1	—	—	—	—	—	—	—	—
4854	School & employee bus transportation . . . . .	1 070	4 841	19 280	32	11	6	5	5	2	2	1	—	—	—	—
48541	School & employee bus transportation . . . . .	1 070	4 841	19 280	32	11	6	5	5	2	2	1	—	—	—	—
485410	School & employee bus transportation . . . . .	1 070	4 841	19 280	32	11	6	5	5	2	2	1	—	—	—	—
4855	Charter bus industry . . . . .	(A)	(D)	(D)	4	2	2	—	—	—	—	—	—	—	—	—
48551	Charter bus industry . . . . .	(A)	(D)	(D)	4	2	2	—	—	—	—	—	—	—	—	—
485510	Charter bus industry . . . . .	(A)	(D)	(D)	4	2	2	—	—	—	—	—	—	—	—	—
4859	Oth transit & ground passenger transportation . . . . .	112	553	2 525	6	3	—	2	—	1	—	—	—	—	—	—
48599	Oth transit & ground passenger transportation . . . . .	112	553	2 525	6	3	—	2	—	1	—	—	—	—	—	—
485991	Special needs transportation . . . . .	(C)	(D)	(D)	4	1	—	2	—	1	—	—	—	—	—	—
485999	All other transit & ground passenger trans . . . . .	(A)	(D)	(D)	2	2	—	—	—	—	—	—	—	—	—	—
486	Pipeline transportation . . . . .	(F)	(D)	(D)	16	1	2	—	9	1	2	1	—	—	—	—
4861	Pipeline transportation of crude oil . . . . .	(F)	(D)	(D)	12	—	1	—	8	—	2	1	—	—	—	—
48611	Pipeline transportation of crude oil . . . . .	(F)	(D)	(D)	12	—	1	—	8	—	2	1	—	—	—	—
486110	Pipeline transportation of crude oil . . . . .	(F)	(D)	(D)	12	—	1	—	8	—	2	1	—	—	—	—
4869	Other pipeline transportation . . . . .	(B)	(D)	(D)	4	1	1	—	1	1	—	—	—	—	—	—
48691	Pipeline trans of refined petroleum products . . . . .	(B)	(D)	(D)	4	1	1	—	1	1	—	—	—	—	—	—
486910	Pipeline trans of refined petroleum products . . . . .	(B)	(D)	(D)	4	1	1	—	1	1	—	—	—	—	—	—
487	Scenic & sightseeing transportation . . . . .	593	3 092	34 848	177	148	12	8	8	1	—	—	—	—	—	—
4871	Scenic & sightseeing transportation, land . . . . .	323	1 224	16 324	34	18	7	4	4	1	—	—	—	—	—	—
48711	Scenic & sightseeing transportation, land . . . . .	323	1 224	16 324	34	18	7	4	4	1	—	—	—	—	—	—
487110	Scenic & sightseeing transportation, land . . . . .	323	1 224	16 324	34	18	7	4	4	1	—	—	—	—	—	—
4872	Scenic & sightseeing transportation, water . . . . .	224	1 595	15 438	127	116	4	4	3	—	—	—	—	—	—	—
48721	Scenic & sightseeing transportation, water . . . . .	224	1 595	15 438	127	116	4	4	3	—	—	—	—	—	—	—
487210	Scenic & sightseeing transportation, water . . . . .	224	1 595	15 438	127	116	4	4	3	—	—	—	—	—	—	—
4879	Scenic & sightseeing transportation, other . . . . .	46	273	3 086	16	14	1	—	1	—	—	—	—	—	—	—
48799	Scenic & sightseeing transportation, other . . . . .	46	273	3 086	16	14	1	—	1	—	—	—	—	—	—	—
487990	Scenic & sightseeing transportation, other . . . . .	46	273	3 086	16	14	1	—	1	—	—	—	—	—	—	—
488	Transportation support activities . . . . .	2 553	23 760	96 801	201	118	31	29	13	2	7	1	—	—	—	—
4881	Air transportation support activities . . . . .	968	7 452	31 085	68	36	10	14	5	—	2	1	—	—	—	—
48811	Airport operations . . . . .	490	3 851	15 438	13	5	3	2	1	—	1	1	—	—	—	—
488111	Air traffic control . . . . .	(B)	(D)	(D)	4	1	3	—	—	—	—	—	—	—	—	—
488119	Other airport operations . . . . .	(E)	(D)	(D)	9	4	—	2	1	—	1	1	—	—	—	—
48819	Other air transportation support activities . . . . .	478	3 601	15 647	55	31	7	12	4	—	1	—	—	—	—	—
488190	Other air transportation support activities . . . . .	478	3 601	15 647	55	31	7	12	4	—	1	—	—	—	—	—
4883	Water transportation support activities . . . . .	952	11 065	43 383	60	37	7	7	5	—	4	—	—	—	—	—
48831	Port & harbor operations . . . . .	(A)	(D)	(D)	2	1	—	1	—	—	—	—	—	—	—	—
488310	Port & harbor operations . . . . .	(A)	(D)	(D)	2	1	—	1	—	—	—	—	—	—	—	—
48832	Marine cargo handling . . . . .	621	5 238	20 443	15	3	3	2	4	—	3	—	—	—	—	—
488320	Marine cargo handling . . . . .	621	5 238	20 443	15	3	3	2	4	—	3	—	—	—	—	—
48833	Navigational services to shipping . . . . .	273	5 352	20 758	28	22	1	3	1	—	1	—	—	—	—	—
488330	Navigational services to shipping . . . . .	273	5 352	20 758	28	22	1	3	1	—	1	—	—	—	—	—
48839	Other water transportation support activities . . . . .	(B)	(D)	(D)	15	11	3	1	—	—	—	—	—	—	—	—
488390	Other water transportation support activities . . . . .	(B)	(D)	(D)	15	11	3	1	—	—	—	—	—	—	—	—
4884	Road transportation support activities . . . . .	(B)	(D)	(D)	20	14	5	1	—	—	—	—	—	—	—	—
48841	Motor vehicle towing . . . . .	(B)	(D)	(D)	16	10	5	1	—	—	—	—	—	—	—	—
488410	Motor vehicle towing . . . . .	(B)	(D)	(D)	16	10	5	1	—	—	—	—	—	—	—	—
48849	Other road transportation support activities . . . . .	(A)	(D)	(D)	4	4	—	—	—	—	—	—	—	—	—	—
488490	Other road transportation support activities . . . . .	(A)	(D)	(D)	4	4	—	—	—	—	—	—	—	—	—	—
4885	Freight transportation arrangement . . . . .	567	4 911	20 789	52	30	9	7	3	2	1	—	—	—	—	—
48851	Freight transportation arrangement . . . . .	567	4 911	20 789	52	30	9	7	3	2	1	—	—	—	—	—
488510	Freight transportation arrangement . . . . .	567	4 911	20 789	52	30	9	7	3	2	1	—	—	—	—	—
4889	Other transportation support activities . . . . .	(A)	(D)	(D)	1	1	—	—	—	—	—	—	—	—	—	—
48899	Other transportation support activities . . . . .	(A)	(D)	(D)	1	1	—	—	—	—	—	—	—	—	—	—
488991	Packing & crating . . . . .	(A)	(D)	(D)	1	1	—	—	—	—	—	—	—	—	—	—
492	Couriers & messengers . . . . .	(G)	(D)	(D)	80	46	10	13	7	2	—	1	1	—	—	—
4921	Couriers . . . . .	(G)	(D)	(D)	63	35	7	10	7	2	—	1	1	—	—	—
49211	Couriers . . . . .	(G)	(D)	(D)	63	35	7	10	7	2	—	1	1	—	—	—
492110	Couriers . . . . .	(G)	(D)	(D)	63	35	7	10	7	2	—	1	1	—	—	—
4922	Local messengers & local delivery . . . . .	75	423	1 959	17	11	3	3	—	—	—	—	—	—	—	—
49221	Local messengers & local delivery . . . . .	75	423	1 959	17	11	3	3	—	—	—	—	—	—	—	—
492210	Local messengers & local delivery . . . . .	75	423	1 959	17	11	3	3	—	—	—	—	—	—	—	—

See footnotes at end of table.

**Table 2. The State—Employees, Payroll, and Establishments by Industry: 2003—Con.**

[Excludes most government employees, railroad employees, and self-employed persons. Size class 1 to 4 includes establishments with payroll, but no employees, during mid-March pay period. (D) denotes figures withheld to avoid disclosing data for individual companies; the data are included in broader industry totals. For explanation of terms, abbreviations, and data reliability/comparability, see introductory text]

NAICS code	Industry	Number of employees for week including March 12	Payroll (\$1,000)		Total number of establishments	Number of establishments by employment-size class										
			First quarter	Annual		1 to 4	5 to 9	10 to 19	20 to 49	50 to 99	100 to 249	250 to 499	500 to 999	1,000 or more		
<b>48-49</b>	<b>Transportation &amp; warehousing—Con.</b>															
493	Warehousing & storage .....	(E)	(D)	(D)	20	10	1	4	3	1	1	—	—	—	—	—
4931	Warehousing & storage .....	(E)	(D)	(D)	20	10	1	4	3	1	1	—	—	—	—	—
49311	General warehousing & storage .....	(E)	(D)	(D)	12	6	1	2	2	—	1	—	—	—	—	—
493110	General warehousing & storage .....	(E)	(D)	(D)	12	6	1	2	2	—	1	—	—	—	—	—
49312	Refrigerated warehousing & storage .....	(A)	(D)	(D)	2	2	—	—	—	—	—	—	—	—	—	—
493120	Refrigerated warehousing & storage .....	(A)	(D)	(D)	2	2	—	—	—	—	—	—	—	—	—	—
49319	Other warehousing & storage .....	(C)	(D)	(D)	6	2	—	2	1	1	—	—	—	—	—	—
493190	Other warehousing & storage .....	(C)	(D)	(D)	6	2	—	2	1	1	—	—	—	—	—	—
<b>51</b>	<b>Information .....</b>	<b>7 016</b>	<b>78 360</b>	<b>323 143</b>	<b>419</b>	<b>212</b>	<b>77</b>	<b>57</b>	<b>40</b>	<b>19</b>	<b>11</b>	<b>3</b>	—	—	—	—
511	Publishing industries .....	1 216	10 027	41 471	61	32	10	10	3	4	1	1	—	—	—	—
5111	Newspaper, periodical, book, database publishers .....	(G)	(D)	(D)	58	31	10	9	3	3	1	1	—	—	—	—
51111	Newspaper publishers .....	1 018	8 079	32 744	34	16	5	6	2	3	1	1	—	—	—	—
511110	Newspaper publishers .....	1 018	8 079	32 744	34	16	5	6	2	3	1	1	—	—	—	—
51112	Periodical publishers .....	(B)	(D)	(D)	8	3	3	2	—	—	—	—	—	—	—	—
511120	Periodical publishers .....	(B)	(D)	(D)	8	3	3	2	—	—	—	—	—	—	—	—
51113	Book publishers .....	(B)	(D)	(D)	11	9	2	—	—	—	—	—	—	—	—	—
511130	Book publishers .....	(B)	(D)	(D)	11	9	2	—	—	—	—	—	—	—	—	—
51114	Database and directory publishers .....	(B)	(D)	(D)	4	2	—	1	1	—	—	—	—	—	—	—
511140	Database and directory publishers .....	(B)	(D)	(D)	4	2	—	1	1	—	—	—	—	—	—	—
51119	Other publishers .....	(A)	(D)	(D)	1	1	—	—	—	—	—	—	—	—	—	—
511199	All other publishers .....	(A)	(D)	(D)	1	1	—	—	—	—	—	—	—	—	—	—
5112	Software publishers .....	(B)	(D)	(D)	3	1	—	1	—	1	—	—	—	—	—	—
51121	Software publishers .....	(B)	(D)	(D)	3	1	—	1	—	1	—	—	—	—	—	—
511210	Software publishers .....	(B)	(D)	(D)	3	1	—	1	—	1	—	—	—	—	—	—
512	Motion picture & sound recording industries .....	(E)	(D)	(D)	31	17	3	4	4	2	1	—	—	—	—	—
5121	Motion picture & video industries .....	(E)	(D)	(D)	29	15	3	4	4	2	1	—	—	—	—	—
51211	Motion picture & video production .....	(B)	(D)	(D)	15	14	—	1	—	—	—	—	—	—	—	—
512110	Motion picture & video production .....	(B)	(D)	(D)	15	14	—	1	—	—	—	—	—	—	—	—
51213	Motion picture & video production .....	(E)	(D)	(D)	14	1	3	3	4	2	1	—	—	—	—	—
512131	Motion picture theaters (except drive-ins) .....	(E)	(D)	(D)	14	1	3	3	4	2	1	—	—	—	—	—
5122	Sound recording industries .....	(A)	(D)	(D)	2	2	—	—	—	—	—	—	—	—	—	—
51224	Sound recording studios .....	(A)	(D)	(D)	1	1	—	—	—	—	—	—	—	—	—	—
512240	Sound recording studios .....	(A)	(D)	(D)	1	1	—	—	—	—	—	—	—	—	—	—
51229	Other sound recording industries .....	(A)	(D)	(D)	1	1	—	—	—	—	—	—	—	—	—	—
512290	Other sound recording industries .....	(A)	(D)	(D)	1	1	—	—	—	—	—	—	—	—	—	—
515	Broadcasting (except Internet) .....	949	7 791	31 051	64	18	19	15	8	3	1	—	—	—	—	—
5151	Radio and Television Broadcasting .....	(F)	(D)	(D)	63	18	19	14	8	3	1	—	—	—	—	—
51511	Radio Broadcasting .....	(F)	(D)	(D)	54	16	18	14	5	1	—	—	—	—	—	—
515111	Radio Networks .....	(C)	(D)	(D)	5	2	—	2	—	1	—	—	—	—	—	—
515112	Radio Stations .....	436	3 759	14 140	49	14	18	12	5	—	—	—	—	—	—	—
51512	Television Broadcasting .....	(E)	(D)	(D)	9	2	1	—	3	2	1	—	—	—	—	—
515120	Television Broadcasting .....	(E)	(D)	(D)	9	2	1	—	3	2	1	—	—	—	—	—
5152	Cable and Other Subscription Programming .....	(A)	(D)	(D)	1	—	—	1	—	—	—	—	—	—	—	—
51521	Cable and Other Subscription Programming .....	(A)	(D)	(D)	1	—	—	1	—	—	—	—	—	—	—	—
515210	Cable and Other Subscription Programming .....	(A)	(D)	(D)	1	—	—	1	—	—	—	—	—	—	—	—
516	Internet Publishing and Broadcasting .....	(A)	(D)	(D)	6	6	—	—	—	—	—	—	—	—	—	—
5161	Internet Publishing and Broadcasting .....	(A)	(D)	(D)	6	6	—	—	—	—	—	—	—	—	—	—
51611	Internet Publishing and Broadcasting .....	(A)	(D)	(D)	6	6	—	—	—	—	—	—	—	—	—	—
516110	Internet Publishing and Broadcasting .....	(A)	(D)	(D)	6	6	—	—	—	—	—	—	—	—	—	—
517	Telecommunications .....	3 983	55 925	231 429	204	103	35	25	22	10	7	2	—	—	—	—
5171	Wired Telecommunications Carriers .....	3 085	45 023	190 497	109	49	18	15	13	5	7	2	—	—	—	—
51711	Wired Telecommunications Carriers .....	3 085	45 023	190 497	109	49	18	15	13	5	7	2	—	—	—	—
517110	Wired Telecommunications Carriers .....	3 085	45 023	190 497	109	49	18	15	13	5	7	2	—	—	—	—
5172	Wireless Telecommunications Carriers (except Satellite) .....	473	5 267	18 295	48	24	10	6	5	3	—	—	—	—	—	—
51721	Wireless Telecommunications Carriers (except Satellite) .....	473	5 267	18 295	48	24	10	6	5	3	—	—	—	—	—	—
517211	Paging .....	(A)	(D)	(D)	2	—	1	1	—	—	—	—	—	—	—	—
517212	Cellular and Other Wireless Telecommunications .....	(E)	(D)	(D)	46	24	9	5	5	3	—	—	—	—	—	—
5173	Telecommunications Resellers .....	(B)	(D)	(D)	10	7	1	—	1	1	—	—	—	—	—	—
51731	Telecommunications Resellers .....	(B)	(D)	(D)	10	7	1	—	1	1	—	—	—	—	—	—
517310	Telecommunications Resellers .....	(B)	(D)	(D)	10	7	1	—	1	1	—	—	—	—	—	—
5174	Satellite Telecommunications .....	15	316	1 073	4	3	—	1	—	—	—	—	—	—	—	—
51741	Satellite Telecommunications .....	15	316	1 073	4	3	—	1	—	—	—	—	—	—	—	—
517410	Satellite Telecommunications .....	15	316	1 073	4	3	—	1	—	—	—	—	—	—	—	—
5175	Cable and Other Program Distribution .....	268	3 439	14 387	28	16	6	3	2	1	—	—	—	—	—	—
51751	Cable and Other Program Distribution .....	268	3 439	14 387	28	16	6	3	2	1	—	—	—	—	—	—
517510	Cable and Other Program Distribution .....	268	3 439	14 387	28	16	6	3	2	1	—	—	—	—	—	—
5179	Other Telecommunications .....	(B)	(D)	(D)	5	4	—	—	1	—	—	—	—	—	—	—
51791	Other Telecommunications .....	(B)	(D)	(D)	5	4	—	—	1	—	—	—	—	—	—	—
517910	Other Telecommunications .....	(B)	(D)	(D)	5	4	—	—	1	—	—	—	—	—	—	—
518	Internet Service Providers, Web Search Portals, and Data Processing Serv .....	(E)	(D)	(D)	39	23	9	3	3	—	1	—	—	—	—	—
5181	Internet Service Providers and Web Search Portals .....	(B)	(D)	(D)	11	7	2	1	1	—	—	—	—	—	—	—
51811	Internet Service Providers and Web Search Portals .....	(B)	(D)	(D)	11	7	2	1	1	—	—	—	—	—	—	—
518111	Internet Service Providers .....	(B)	(D)	(D)	8	4	2	1	1	—	—	—	—	—	—	—
518112	Web Search Portals .....	(A)	(D)	(D)	3	3	—	—	—	—	—	—	—	—	—	—

See footnotes at end of table.

**Table 2. The State—Employees, Payroll, and Establishments by Industry: 2003—Con.**

[Excludes most government employees, railroad employees, and self-employed persons. Size class 1 to 4 includes establishments with payroll, but no employees, during mid-March pay period. (D) denotes figures withheld to avoid disclosing data for individual companies; the data are included in broader industry totals. For explanation of terms, abbreviations, and data reliability/comparability, see introductory text]

NAICS code	Industry	Number of employees for week including March 12	Payroll (\$1,000)		Total number of establishments	Number of establishments by employment-size class										
			First quarter	Annual		1 to 4	5 to 9	10 to 19	20 to 49	50 to 99	100 to 249	250 to 499	500 to 999	1,000 or more		
<b>51</b>	<b>Information—Con.</b>															
518	Internet Service Providers, Web Search Portals, and Data Processing Serv—Con.															
5182	Data Processing, Hosting, and Related Services.....	(E)	(D)	(D)	28	16	7	2	2	—	1	—	—	—	—	—
51821	Data Processing, Hosting, and Related Services.....	(E)	(D)	(D)	28	16	7	2	2	—	1	—	—	—	—	—
518210	Data Processing, Hosting, and Related Services.....	(E)	(D)	(D)	28	16	7	2	2	—	1	—	—	—	—	—
519	Other Information Services .....	(B)	(D)	(D)	14	13	1	—	—	—	—	—	—	—	—	—
5191	Other Information Services .....	(B)	(D)	(D)	14	13	1	—	—	—	—	—	—	—	—	—
51911	News Syndicates .....	(A)	(D)	(D)	1	—	1	—	—	—	—	—	—	—	—	—
519110	News Syndicates .....	(A)	(D)	(D)	1	—	1	—	—	—	—	—	—	—	—	—
51912	Libraries and Archives .....	(A)	(D)	(D)	10	10	—	—	—	—	—	—	—	—	—	—
519120	Libraries and Archives .....	(A)	(D)	(D)	10	10	—	—	—	—	—	—	—	—	—	—
51919	All Other Information Services.....	(A)	(D)	(D)	3	3	—	—	—	—	—	—	—	—	—	—
519190	All Other Information Services.....	(A)	(D)	(D)	3	3	—	—	—	—	—	—	—	—	—	—
<b>52</b>	<b>Finance &amp; insurance .....</b>	<b>6 962</b>	<b>89 247</b>	<b>349 805</b>	<b>718</b>	<b>364</b>	<b>175</b>	<b>122</b>	<b>36</b>	<b>12</b>	<b>8</b>	<b>1</b>	—	—	—	—
522	Credit intermediation & related activities .....	4 277	49 704	191 254	301	95	93	77	21	8	6	1	—	—	—	—
5221	Depository credit intermediation .....	(H)	(D)	(D)	222	49	74	67	20	6	5	1	—	—	—	—
52211	Commercial banking .....	2 163	23 108	85 664	141	35	47	42	9	3	5	—	—	—	—	—
522110	Commercial banking .....	2 163	23 108	85 664	141	35	47	42	9	3	5	—	—	—	—	—
52212	Savings institutions .....	(C)	(D)	(D)	10	3	4	1	1	1	—	—	—	—	—	—
522120	Savings institutions .....	(C)	(D)	(D)	10	3	4	1	1	1	—	—	—	—	—	—
52213	Credit unions .....	(G)	(D)	(D)	71	11	23	24	10	2	—	1	—	—	—	—
522130	Credit unions .....	(G)	(D)	(D)	71	11	23	24	10	2	—	1	—	—	—	—
5222	Nondepository credit intermediation .....	548	9 693	38 990	66	37	17	8	1	2	1	—	—	—	—	—
52222	Sales financing .....	36	482	1 894	6	3	1	2	—	—	—	—	—	—	—	—
522220	Sales financing .....	36	482	1 894	6	3	1	2	—	—	—	—	—	—	—	—
52229	Other nondepository credit intermediation .....	512	9 211	37 096	60	34	16	6	1	2	1	—	—	—	—	—
522291	Consumer lending .....	(B)	(D)	(D)	9	5	4	—	—	—	—	—	—	—	—	—
522292	Real estate credit .....	350	7 682	30 557	30	11	12	4	1	1	1	—	—	—	—	—
522298	All oth nondepository credit intermediation .....	(C)	(D)	(D)	21	18	—	2	—	1	—	—	—	—	—	—
5223	Activities related to credit intermediation .....	(B)	(D)	(D)	13	9	2	2	—	—	—	—	—	—	—	—
52231	Mortgage & nonmortgage brokers .....	(B)	(D)	(D)	7	4	2	1	—	—	—	—	—	—	—	—
522310	Mortgage & nonmortgage brokers .....	(B)	(D)	(D)	7	4	2	1	—	—	—	—	—	—	—	—
52232	Financial clearinghouse & reserve activities.....	(A)	(D)	(D)	1	—	—	1	—	—	—	—	—	—	—	—
522320	Financial clearinghouse & reserve activities.....	(A)	(D)	(D)	1	—	—	1	—	—	—	—	—	—	—	—
52239	Other credit intermediation activities .....	(A)	(D)	(D)	5	5	—	—	—	—	—	—	—	—	—	—
522390	Other credit intermediation activities .....	(A)	(D)	(D)	5	5	—	—	—	—	—	—	—	—	—	—
523	Security, commodity contracts & like activity ...	(F)	(D)	(D)	135	103	16	8	6	1	1	—	—	—	—	—
5231	Scrtcy & comdty contracts intermed & brokerage .....	(E)	(D)	(D)	67	54	4	4	5	—	—	—	—	—	—	—
52311	Investment banking & securities dealing ...	(A)	(D)	(D)	3	1	2	—	—	—	—	—	—	—	—	—
523110	Investment banking & securities dealing ...	(A)	(D)	(D)	3	1	2	—	—	—	—	—	—	—	—	—
52312	Securities brokerage .....	(E)	(D)	(D)	63	52	2	4	5	—	—	—	—	—	—	—
523120	Securities brokerage .....	(E)	(D)	(D)	63	52	2	4	5	—	—	—	—	—	—	—
52314	Commodity contracts brokerage .....	(A)	(D)	(D)	1	1	—	—	—	—	—	—	—	—	—	—
523140	Commodity contracts brokerage .....	(A)	(D)	(D)	1	1	—	—	—	—	—	—	—	—	—	—
5239	Other financial investment activities .....	421	6 959	30 860	68	49	12	4	1	1	1	—	—	—	—	—
52391	Miscellaneous intermediation .....	(C)	(D)	(D)	23	15	4	3	1	—	—	—	—	—	—	—
523910	Miscellaneous intermediation .....	(C)	(D)	(D)	23	15	4	3	1	—	—	—	—	—	—	—
52392	Portfolio management .....	113	2 544	10 335	13	7	4	1	—	1	—	—	—	—	—	—
523920	Portfolio management .....	113	2 544	10 335	13	7	4	1	—	1	—	—	—	—	—	—
52393	Investment advice .....	(B)	(D)	(D)	25	22	3	—	—	—	—	—	—	—	—	—
523930	Investment advice .....	(B)	(D)	(D)	25	22	3	—	—	—	—	—	—	—	—	—
52399	All other financial investment activities.....	(C)	(D)	(D)	7	5	1	—	—	—	1	—	—	—	—	—
523991	Trust, fiduciary & custody activities .....	(C)	(D)	(D)	7	5	1	—	—	—	1	—	—	—	—	—
524	Insurance carriers & related activities .....	1 895	25 306	98 288	274	159	66	36	9	3	1	—	—	—	—	—
5241	Insurance carriers .....	634	9 756	36 517	40	17	7	7	6	2	1	—	—	—	—	—
52411	Direct life, health, medical insurance carriers .....	(C)	(D)	(D)	9	5	1	1	1	1	—	—	—	—	—	—
524113	Direct life insurance carriers .....	(B)	(D)	(D)	5	4	—	—	1	—	—	—	—	—	—	—
524114	Direct health & medical insurance carriers .....	(C)	(D)	(D)	4	1	1	1	—	1	—	—	—	—	—	—
52412	Other direct insurance carriers .....	(E)	(D)	(D)	30	12	6	6	4	1	1	—	—	—	—	—
524126	Direct property & casualty insurance carriers .....	335	5 966	20 355	20	8	5	4	1	1	1	—	—	—	—	—
524127	Direct title insurance carriers .....	(C)	(D)	(D)	9	4	1	1	3	—	—	—	—	—	—	—
524128	All other direct insurance carriers .....	(A)	(D)	(D)	1	—	—	1	—	—	—	—	—	—	—	—
52413	Reinsurance carriers .....	(B)	(D)	(D)	1	—	—	—	1	—	—	—	—	—	—	—
524130	Reinsurance carriers .....	(B)	(D)	(D)	1	—	—	—	1	—	—	—	—	—	—	—
5242	Agencies & other insurance related activities .....	1 261	15 550	61 771	234	142	59	29	3	1	—	—	—	—	—	—
52421	Insurance agencies & brokerages .....	1 036	13 175	51 222	203	124	55	21	2	1	—	—	—	—	—	—
524210	Insurance agencies & brokerages .....	1 036	13 175	51 222	203	124	55	21	2	1	—	—	—	—	—	—
52429	Other insurance related activities .....	225	2 375	10 549	31	18	4	8	1	—	—	—	—	—	—	—
524291	Claims adjusting.....	(B)	(D)	(D)	16	11	2	3	—	—	—	—	—	—	—	—
524292	Insurance & pension funds, third party admin .....	(C)	(D)	(D)	10	4	1	4	1	—	—	—	—	—	—	—
524298	All other insurance related activities.....	(B)	(D)	(D)	5	3	1	1	—	—	—	—	—	—	—	—
525	Funds, trusts, & other financial vehicles (part) ..	(B)	(D)	(D)	8	7	—	1	—	—	—	—	—	—	—	—
5259	Other investment pools & funds .....	(B)	(D)	(D)	8	7	—	1	—	—	—	—	—	—	—	—
52591	Open-end investment funds .....	(A)	(D)	(D)	2	1	—	1	—	—	—	—	—	—	—	—
525910	Open-end investment funds .....	(A)	(D)	(D)	2	1	—	1	—	—	—	—	—	—	—	—
52593	Real estate investment trusts .....	(A)	(D)	(D)	3	3	—	—	—	—	—	—	—	—	—	—
525930	Real estate investment trusts .....	(A)	(D)	(D)	3	3	—	—	—	—	—	—	—	—	—	—
52599	Other financial vehicles.....	(A)	(D)	(D)	3	3	—	—	—	—	—	—	—	—	—	—
525990	Other financial vehicles.....	(A)	(D)	(D)	3	3	—	—	—	—	—	—	—	—	—	—

See footnotes at end of table.

**Table 2. The State—Employees, Payroll, and Establishments by Industry: 2003—Con.**

[Excludes most government employees, railroad employees, and self-employed persons. Size class 1 to 4 includes establishments with payroll, but no employees, during mid-March pay period. (D) denotes figures withheld to avoid disclosing data for individual companies; the data are included in broader industry totals. For explanation of terms, abbreviations, and data reliability/comparability, see introductory text.]

NAICS code	Industry	Number of employees for week including March 12	Payroll (\$1,000)		Total number of establishments	Number of establishments by employment-size class								
			First quarter	Annual		1 to 4	5 to 9	10 to 19	20 to 49	50 to 99	100 to 249	250 to 499	500 to 999	1,000 or more
<b>53</b>	<b>Real estate &amp; rental &amp; leasing</b> .....	<b>4 513</b>	<b>29 089</b>	<b>130 202</b>	<b>816</b>	<b>582</b>	<b>127</b>	<b>68</b>	<b>28</b>	<b>6</b>	<b>5</b>	—	—	—
531	Real estate .....	(H)	(D)	(D)	596	468	75	27	17	5	4	—	—	—
5311	Lessors of real estate .....	(G)	(D)	(D)	285	222	37	16	7	2	1	—	—	—
53111	Lessors of residential buildings & dwellings .....	(E)	(D)	(D)	112	86	15	9	1	—	1	—	—	—
531110	Lessors of residential buildings & dwellings .....	(E)	(D)	(D)	112	86	15	9	1	—	1	—	—	—
53112	Lessors of nonres bldg (exc miniwarehouses) .....	(F)	(D)	(D)	100	76	11	6	6	1	—	—	—	—
531120	Lessors of nonres bldg (exc miniwarehouses) .....	(F)	(D)	(D)	100	76	11	6	6	1	—	—	—	—
53113	Lessors of miniwarehouses & self storage units .....	(B)	(D)	(D)	40	34	5	1	—	—	—	—	—	—
531130	Lessors of miniwarehouses & self storage units .....	(B)	(D)	(D)	40	34	5	1	—	—	—	—	—	—
53119	Lessors of other real estate property .....	(C)	(D)	(D)	33	26	6	—	—	1	—	—	—	—
531190	Lessors of other real estate property .....	(C)	(D)	(D)	33	26	6	—	—	1	—	—	—	—
5312	Offices of real estate agents & brokers .....	460	2 571	13 838	174	147	19	5	3	—	—	—	—	—
53121	Offices of real estate agents & brokers .....	460	2 571	13 838	174	147	19	5	3	—	—	—	—	—
531210	Offices of real estate agents & brokers ..	460	2 571	13 838	174	147	19	5	3	—	—	—	—	—
5313	Activities related to real estate .....	1 124	7 271	33 702	137	99	19	6	7	3	3	—	—	—
53131	Real estate property managers .....	973	5 852	26 354	69	41	11	4	7	3	—	—	—	—
531311	Residential property managers .....	398	2 290	9 946	40	24	7	3	5	—	1	—	—	—
531312	Nonresidential property managers .....	575	3 562	16 408	29	17	4	1	2	3	2	—	—	—
53132	Offices of real estate appraisers .....	126	1 200	5 764	51	43	6	2	—	—	—	—	—	—
531320	Offices of real estate appraisers .....	126	1 200	5 764	51	43	6	2	—	—	—	—	—	—
53139	Other activities related to real estate .....	25	219	1 584	17	15	2	—	—	—	—	—	—	—
531390	Other activities related to real estate ....	25	219	1 584	17	15	2	—	—	—	—	—	—	—
532	Rental & leasing services .....	(G)	(D)	(D)	217	113	51	40	11	1	1	—	—	—
5321	Automotive equipment rental & leasing .....	545	3 097	15 738	69	31	21	10	7	—	—	—	—	—
53211	Passenger car rental & leasing .....	469	2 635	12 679	53	21	17	9	6	—	—	—	—	—
532111	Passenger car rental .....	(E)	(D)	(D)	52	20	17	9	6	—	—	—	—	—
532112	Passenger car leasing .....	(A)	(D)	(D)	1	1	—	—	—	—	—	—	—	—
53212	Truck, utility trailer & RV rental & leasing ..	76	462	3 059	16	10	4	1	1	—	—	—	—	—
532120	Truck, utility trailer & RV rental & leasing .....	76	462	3 059	16	10	4	1	1	—	—	—	—	—
5322	Consumer goods rental .....	(F)	(D)	(D)	82	39	19	22	2	—	—	—	—	—
53221	Consumer electronics & appliances rental ..	(A)	(D)	(D)	3	—	3	—	—	—	—	—	—	—
532210	Consumer electronics & appliances rental .....	(A)	(D)	(D)	3	—	3	—	—	—	—	—	—	—
53222	Formal wear & costume rental .....	(A)	(D)	(D)	3	2	1	—	—	—	—	—	—	—
532220	Formal wear & costume rental .....	(A)	(D)	(D)	3	2	1	—	—	—	—	—	—	—
53223	Video tape & disc rental .....	528	1 390	5 099	63	27	13	21	2	—	—	—	—	—
532230	Video tape & disc rental .....	528	1 390	5 099	63	27	13	21	2	—	—	—	—	—
53229	Other consumer goods rental .....	(B)	(D)	(D)	13	10	2	1	—	—	—	—	—	—
532291	Home health equipment rental .....	(A)	(D)	(D)	5	4	1	—	—	—	—	—	—	—
532292	Recreational goods rental .....	(A)	(D)	(D)	5	5	—	—	—	—	—	—	—	—
532299	All other consumer goods rental .....	(B)	(D)	(D)	3	1	1	1	—	—	—	—	—	—
5323	General rental centers .....	(B)	(D)	(D)	9	7	2	—	—	—	—	—	—	—
53231	General rental centers .....	(B)	(D)	(D)	9	7	2	—	—	—	—	—	—	—
532310	General rental centers .....	(B)	(D)	(D)	9	7	2	—	—	—	—	—	—	—
5324	Commercial, industrial equip rental & leasing .	(E)	(D)	(D)	57	36	9	8	2	1	1	—	—	—
53241	Const, trans, mining equip rental & leasing .	274	2 688	12 802	39	23	6	7	2	1	—	—	—	—
532411	Commercial trans equip (exc MV) rental, lease .....	(A)	(D)	(D)	5	4	1	—	—	—	—	—	—	—
532412	Const, mining, forestry equip rental & leasing .....	(E)	(D)	(D)	34	19	5	7	2	1	—	—	—	—
53242	Office machinery & equipment rental & leasing .....	(A)	(D)	(D)	2	2	—	—	—	—	—	—	—	—
532420	Office machinery & equipment rental & leasing .....	(A)	(D)	(D)	2	2	—	—	—	—	—	—	—	—
53249	Oth commercial, industrial equip rental, lease .....	(C)	(D)	(D)	16	11	3	1	—	—	1	—	—	—
532490	Oth commercial, industrial equip rental, lease .....	(C)	(D)	(D)	16	11	3	1	—	—	1	—	—	—
533	Lessors of other nonfinancial intangible asset ..	(B)	(D)	(D)	3	1	1	1	—	—	—	—	—	—
5331	Lessors of other nonfinancial intangible asset .....	(B)	(D)	(D)	3	1	1	1	—	—	—	—	—	—
53311	Lessors of other nonfinancial intangible asset .....	(B)	(D)	(D)	3	1	1	1	—	—	—	—	—	—
533110	Lessors of other nonfinancial intangible asset .....	(B)	(D)	(D)	3	1	1	1	—	—	—	—	—	—
<b>54</b>	<b>Professional, scientific &amp; technical services</b> .....	<b>11 722</b>	<b>133 947</b>	<b>607 806</b>	<b>1 715</b>	<b>1 161</b>	<b>263</b>	<b>171</b>	<b>90</b>	<b>17</b>	<b>12</b>	<b>1</b>	—	—
541	Professional, scientific & technical services ....	11 722	133 947	607 806	1 715	1 161	263	171	90	17	12	1	—	—
5411	Legal services .....	2 119	26 872	132 362	451	325	69	37	19	1	—	—	—	—
54111	Offices of lawyers .....	1 899	24 269	119 970	439	321	66	37	15	—	—	—	—	—
541110	Offices of lawyers .....	1 899	24 269	119 970	439	321	66	37	15	—	—	—	—	—
54119	Other legal services .....	220	2 603	12 392	12	4	3	—	4	1	—	—	—	—
541191	Title abstract & settlement offices .....	200	2 519	12 026	6	—	1	—	4	1	—	—	—	—
541199	All other legal services .....	20	84	366	6	4	2	—	—	—	—	—	—	—
5412	Accounting, tax prep, bookkeep, payroll services .....	1 335	10 839	47 062	294	211	47	24	11	1	—	—	—	—
54121	Accounting, tax prep, bookkeep, payroll services .....	1 335	10 839	47 062	294	211	47	24	11	1	—	—	—	—
541211	Offices of certified public accountants ...	(F)	(D)	(D)	127	87	22	14	3	1	—	—	—	—
541213	Tax preparation services .....	(E)	(D)	(D)	46	28	9	7	2	—	—	—	—	—
541214	Payroll services .....	(B)	(D)	(D)	9	7	1	—	1	—	—	—	—	—
541219	Other accounting services .....	409	3 051	12 028	112	89	15	3	5	—	—	—	—	—

See footnotes at end of table.

**Table 2. The State—Employees, Payroll, and Establishments by Industry: 2003—Con.**

[Excludes most government employees, railroad employees, and self-employed persons. Size class 1 to 4 includes establishments with payroll, but no employees, during mid-March pay period. (D) denotes figures withheld to avoid disclosing data for individual companies; the data are included in broader industry totals. For explanation of terms, abbreviations, and data reliability/comparability, see introductory text]

NAICS code	Industry	Number of employees for week including March 12	Payroll (\$1,000)		Total number of establishments	Number of establishments by employment-size class									
			First quarter	Annual		1 to 4	5 to 9	10 to 19	20 to 49	50 to 99	100 to 249	250 to 499	500 to 999	1,000 or more	
<b>54</b>	<b>Professional, scientific &amp; technical services—Con.</b>														
541	Professional, scientific & technical services—Con.														
5413	Architectural, engineering & related services .	3 892	51 157	242 636	383	220	59	62	26	10	6	—	—	—	—
54131	Architectural services . . . . .	440	6 141	29 558	51	32	2	12	4	1	—	—	—	—	—
541310	Architectural services . . . . .	440	6 141	29 558	51	32	2	12	4	1	—	—	—	—	—
54132	Landscape architectural services . . . . .	46	400	2 214	10	8	—	2	—	—	—	—	—	—	—
541320	Landscape architectural services . . . . .	46	400	2 214	10	8	—	2	—	—	—	—	—	—	—
54133	Engineering services . . . . .	2 642	38 800	181 756	205	96	42	35	19	8	5	—	—	—	—
541330	Engineering services . . . . .	2 642	38 800	181 756	205	96	42	35	19	8	5	—	—	—	—
54134	Drafting services . . . . .	7	58	244	6	6	—	—	—	—	—	—	—	—	—
541340	Drafting services . . . . .	7	58	244	6	6	—	—	—	—	—	—	—	—	—
54135	Building inspection services . . . . .	37	272	1 487	14	12	2	—	—	—	—	—	—	—	—
541350	Building inspection services . . . . .	37	272	1 487	14	12	2	—	—	—	—	—	—	—	—
54136	Geophysical surveying & mapping services . . . . .	225	704	2 073	4	2	—	1	—	—	1	—	—	—	—
541360	Geophysical surveying & mapping services . . . . .	225	704	2 073	4	2	—	1	—	—	1	—	—	—	—
54137	Surveying, mapping (exc geophysical) services . . . . .	331	3 233	18 559	77	57	11	6	3	—	—	—	—	—	—
541370	Surveying, mapping (exc geophysical) services . . . . .	331	3 233	18 559	77	57	11	6	3	—	—	—	—	—	—
54138	Testing laboratories . . . . .	164	1 549	6 745	16	7	2	6	—	1	—	—	—	—	—
541380	Testing laboratories . . . . .	164	1 549	6 745	16	7	2	6	—	1	—	—	—	—	—
5414	Specialized design services . . . . .	104	728	3 213	27	19	4	4	—	—	—	—	—	—	—
54141	Interior design services . . . . .	(B)	(D)	(D)	15	8	3	4	—	—	—	—	—	—	—
541410	Interior design services . . . . .	(B)	(D)	(D)	15	8	3	4	—	—	—	—	—	—	—
54142	Industrial design services . . . . .	(A)	(D)	(D)	1	1	—	—	—	—	—	—	—	—	—
541420	Industrial design services . . . . .	(A)	(D)	(D)	1	1	—	—	—	—	—	—	—	—	—
54143	Graphic design services . . . . .	(A)	(D)	(D)	9	9	—	—	—	—	—	—	—	—	—
541430	Graphic design services . . . . .	(A)	(D)	(D)	9	9	—	—	—	—	—	—	—	—	—
54149	Other specialized design services . . . . .	(A)	(D)	(D)	2	1	1	—	—	—	—	—	—	—	—
541490	Other specialized design services . . . . .	(A)	(D)	(D)	2	1	1	—	—	—	—	—	—	—	—
5415	Computer systems design & related services .	1 157	15 330	62 880	97	69	15	5	2	2	4	—	—	—	—
54151	Computer systems design & related services . . . . .	1 157	15 330	62 880	97	69	15	5	2	2	4	—	—	—	—
541511	Custom computer programming services . . . . .	302	4 497	20 114	40	29	6	2	1	1	1	—	—	—	—
541512	Computer systems design services . . . . .	(E)	(D)	(D)	35	24	7	2	1	—	1	—	—	—	—
541513	Computer facilities management services . . . . .	580	8 364	31 633	11	6	1	1	—	1	2	—	—	—	—
541519	Other computer related services . . . . .	(A)	(D)	(D)	11	10	1	—	—	—	—	—	—	—	—
5416	Management, sci & tech consulting services .	1 180	14 801	56 242	206	158	28	7	10	2	—	1	—	—	—
54161	Management consulting services . . . . .	(E)	(D)	(D)	132	105	17	4	5	1	—	—	—	—	—
541611	Admin & gen management consulting services . . . . .	299	3 487	14 857	72	54	12	2	3	1	—	—	—	—	—
541612	Human res & exec search consulting services . . . . .	(B)	(D)	(D)	14	13	—	1	—	—	—	—	—	—	—
541613	Marketing consulting services . . . . .	(B)	(D)	(D)	16	14	2	—	—	—	—	—	—	—	—
541614	Process, phys dist & log consulting services . . . . .	(B)	(D)	(D)	22	17	3	1	1	—	—	—	—	—	—
541618	Other management consulting services . . . . .	(B)	(D)	(D)	8	7	—	1	—	—	—	—	—	—	—
54162	Environmental consulting services . . . . .	(E)	(D)	(D)	42	26	8	2	5	1	—	—	—	—	—
541620	Environmental consulting services . . . . .	(E)	(D)	(D)	42	26	8	2	5	1	—	—	—	—	—
54169	Oth scientific & technical consulting services . . . . .	(E)	(D)	(D)	32	27	3	1	—	—	—	1	—	—	—
541690	Oth scientific & technical consulting services . . . . .	(E)	(D)	(D)	32	27	3	1	—	—	—	1	—	—	—
5417	Scientific R&D services . . . . .	698	6 447	27 862	59	34	12	5	5	1	2	—	—	—	—
54171	R&D in physical, engineering & life sciences . . . . .	(F)	(D)	(D)	49	26	11	5	4	1	2	—	—	—	—
541710	R&D in physical, engineering & life sciences . . . . .	(F)	(D)	(D)	49	26	11	5	4	1	2	—	—	—	—
54172	R&D in social sciences & humanities . . . . .	(B)	(D)	(D)	10	8	1	—	1	—	—	—	—	—	—
541720	R&D in social sciences & humanities . . . . .	(B)	(D)	(D)	10	8	1	—	1	—	—	—	—	—	—
5418	Advertising & related services . . . . .	386	2 912	11 685	61	44	6	4	7	—	—	—	—	—	—
54181	Advertising agencies . . . . .	134	2 011	7 444	20	13	2	2	3	—	—	—	—	—	—
541810	Advertising agencies . . . . .	134	2 011	7 444	20	13	2	2	3	—	—	—	—	—	—
54182	Public relations agencies . . . . .	19	262	1 215	13	13	—	—	—	—	—	—	—	—	—
541820	Public relations agencies . . . . .	19	262	1 215	13	13	—	—	—	—	—	—	—	—	—
54184	Media representatives . . . . .	(A)	(D)	(D)	1	—	—	1	—	—	—	—	—	—	—
541840	Media representatives . . . . .	(A)	(D)	(D)	1	—	—	1	—	—	—	—	—	—	—
54185	Display advertising . . . . .	(A)	(D)	(D)	1	1	—	—	—	—	—	—	—	—	—
541850	Display advertising . . . . .	(A)	(D)	(D)	1	1	—	—	—	—	—	—	—	—	—
54186	Direct mail advertising . . . . .	(A)	(D)	(D)	2	1	1	—	—	—	—	—	—	—	—
541860	Direct mail advertising . . . . .	(A)	(D)	(D)	2	1	1	—	—	—	—	—	—	—	—
54187	Advertising material distribution services . . . . .	(A)	(D)	(D)	2	—	2	—	—	—	—	—	—	—	—
541870	Advertising material distribution services . . . . .	(A)	(D)	(D)	2	—	2	—	—	—	—	—	—	—	—
54189	Other services related to advertising . . . . .	197	483	2 200	22	16	1	1	4	—	—	—	—	—	—
541890	Other services related to advertising . . . . .	197	483	2 200	22	16	1	1	4	—	—	—	—	—	—
5419	Oth professional, scientific, technical services . . . . .	851	4 861	23 864	137	81	23	23	10	—	—	—	—	—	—
54191	Marketing research & public opinion polling . . . . .	(B)	(D)	(D)	10	6	—	2	2	—	—	—	—	—	—
541910	Marketing research & public opinion polling . . . . .	(B)	(D)	(D)	10	6	—	2	2	—	—	—	—	—	—
54192	Photographic services . . . . .	(B)	(D)	(D)	31	24	6	1	—	—	—	—	—	—	—
541921	Photography studios, portrait . . . . .	(B)	(D)	(D)	22	16	5	1	—	—	—	—	—	—	—
541922	Commercial photography . . . . .	(A)	(D)	(D)	9	8	1	—	—	—	—	—	—	—	—
54194	Veterinary services . . . . .	614	3 692	16 896	62	19	17	18	8	—	—	—	—	—	—
541940	Veterinary services . . . . .	614	3 692	16 896	62	19	17	18	8	—	—	—	—	—	—
54199	All oth prof, scientific & technical services . . . . .	(B)	(D)	(D)	34	32	—	2	—	—	—	—	—	—	—
541990	All oth prof, scientific & technical services . . . . .	(B)	(D)	(D)	34	32	—	2	—	—	—	—	—	—	—

See footnotes at end of table.

**Table 2. The State—Employees, Payroll, and Establishments by Industry: 2003—Con.**

[Excludes most government employees, railroad employees, and self-employed persons. Size class 1 to 4 includes establishments with payroll, but no employees, during mid-March pay period. (D) denotes figures withheld to avoid disclosing data for individual companies; the data are included in broader industry totals. For explanation of terms, abbreviations, and data reliability/comparability, see introductory text]

NAICS code	Industry	Number of employees for week including March 12	Payroll (\$1,000)		Total number of establishments	Number of establishments by employment-size class									
			First quarter	Annual		1 to 4	5 to 9	10 to 19	20 to 49	50 to 99	100 to 249	250 to 499	500 to 999	1,000 or more	
<b>55</b>	<b>Management of companies &amp; enterprises</b>	<b>2 800</b>	<b>62 071</b>	<b>230 876</b>	<b>115</b>	<b>38</b>	<b>18</b>	<b>26</b>	<b>24</b>	<b>5</b>	<b>2</b>	<b>2</b>	—	—	
551	Management of companies & enterprises	2 800	62 071	230 876	115	38	18	26	24	5	2	2	—	—	
5511	Management of companies & enterprises	2 800	62 071	230 876	115	38	18	26	24	5	2	2	—	—	
55111	Management of companies & enterprises	2 800	62 071	230 876	115	38	18	26	24	5	2	2	—	—	
551111	Offices of bank holding companies	(A)	(D)	(D)	1	1	—	—	—	—	—	—	—	—	
551112	Offices of other holding companies	(B)	(D)	(D)	17	11	2	3	1	—	—	—	—	—	
551114	Corp. subsidiary & regional managing offices	2 705	60 765	224 723	97	26	16	23	23	5	2	2	—	—	
<b>56</b>	<b>Admin. support, waste mgt, remediation services</b>	<b>11 400</b>	<b>96 887</b>	<b>446 308</b>	<b>920</b>	<b>568</b>	<b>162</b>	<b>91</b>	<b>54</b>	<b>27</b>	<b>13</b>	<b>3</b>	<b>1</b>	<b>1</b>	
561	Administrative & support services	10 384	85 842	394 606	831	524	142	79	45	24	12	3	1	1	
5611	Office administrative services	327	2 747	13 906	38	29	1	4	1	3	—	—	—	—	
56111	Office administrative services	327	2 747	13 906	38	29	1	4	1	3	—	—	—	—	
561110	Office administrative services	327	2 747	13 906	38	29	1	4	1	3	—	—	—	—	
5612	Facilities support services	2 099	26 918	116 390	31	10	4	4	6	1	4	1	1	—	
56121	Facilities support services	2 099	26 918	116 390	31	10	4	4	6	1	4	1	1	—	
561210	Facilities support services	2 099	26 918	116 390	31	10	4	4	6	1	4	1	1	—	
5613	Employment services	1 707	13 852	66 237	41	12	6	2	8	10	2	1	—	—	
56131	Employment placement agencies	(D)	(D)	(D)	13	5	2	—	3	2	1	—	—	—	
561310	Employment placement agencies	(E)	(D)	(D)	13	5	2	—	3	2	1	—	—	—	
56132	Temporary help services	(F)	(D)	(D)	19	6	3	1	4	4	1	—	—	—	
561320	Temporary help services	(F)	(D)	(D)	19	6	3	1	4	4	1	—	—	—	
56133	Employee leasing services	652	5 443	29 636	9	1	1	1	1	4	—	1	—	—	
561330	Employee leasing services	652	5 443	29 636	9	1	1	1	1	4	—	1	—	—	
5614	Business support services	627	3 703	14 948	102	61	20	15	5	1	—	—	—	—	
56141	Document preparation services	(B)	(D)	(D)	14	11	2	—	1	—	—	—	—	—	
561410	Document preparation services	(B)	(D)	(D)	14	11	2	—	1	—	—	—	—	—	
56142	Telephone call centers	45	230	1 032	7	4	2	1	—	—	—	—	—	—	
561421	Telephone answering services	(B)	(D)	(D)	5	3	1	1	—	—	—	—	—	—	
561422	Telemarketing bureaus	(A)	(D)	(D)	2	1	1	—	—	—	—	—	—	—	
56143	Business service centers	258	1 567	6 054	31	10	10	8	3	—	—	—	—	—	
561431	Private mail centers	59	356	1 307	13	5	7	1	—	—	—	—	—	—	
561439	Oth business service centers (incl copy shops)	199	1 211	4 747	18	5	3	7	3	—	—	—	—	—	
56144	Collection agencies	194	1 313	5 472	21	11	3	5	1	1	—	—	—	—	
561440	Collection agencies	194	1 313	5 472	21	11	3	5	1	1	—	—	—	—	
56145	Credit bureaus	(A)	(D)	(D)	3	2	1	—	—	—	—	—	—	—	
561450	Credit bureaus	(A)	(D)	(D)	3	2	1	—	—	—	—	—	—	—	
56149	Other business support services	62	307	1 325	26	23	2	1	—	—	—	—	—	—	
561491	Repossession services	(A)	(D)	(D)	1	1	—	—	—	—	—	—	—	—	
561492	Court reporting & stenotype services	(B)	(D)	(D)	13	12	1	—	—	—	—	—	—	—	
561499	All other business support services	38	186	849	12	10	1	1	—	—	—	—	—	—	
5615	Travel arrangement & reservation services	941	7 416	36 188	170	116	36	12	2	3	1	—	—	—	
56151	Travel agencies	445	3 094	12 187	89	65	19	4	—	—	—	—	—	—	
561510	Travel agencies	445	3 094	12 187	89	65	19	4	—	—	—	—	—	—	
56152	Tour operators	256	2 048	15 110	56	41	7	6	1	1	—	—	—	—	
561520	Tour operators	256	2 048	15 110	56	41	7	6	1	1	—	—	—	—	
56159	Oth travel arrangement & reservation services	240	2 274	8 891	25	10	10	2	1	2	—	—	—	—	
561591	Convention and visitors bureaus	143	1 210	4 896	12	3	6	1	1	1	—	—	—	—	
561599	All oth travel arrange & reservation services	97	1 064	3 995	13	7	4	1	—	1	—	—	—	—	
5616	Investigation & security services	1 071	8 102	36 236	44	21	7	5	6	1	4	—	—	—	
56161	Investigation, guard & armored car services	987	7 416	33 462	30	13	4	3	5	1	4	—	—	—	
561611	Investigation services	(A)	(D)	(D)	8	8	—	—	—	—	—	—	—	—	
561612	Security guards & patrol services	(F)	(D)	(D)	18	4	3	3	3	1	4	—	—	—	
561613	Armored car services	(B)	(D)	(D)	4	1	1	—	2	—	—	—	—	—	
56162	Security systems services	84	686	2 774	14	8	3	2	1	—	—	—	—	—	
561621	Security systems services (except locksmiths)	(B)	(D)	(D)	6	3	1	1	1	—	—	—	—	—	
561622	Locksmiths	(B)	(D)	(D)	8	5	2	1	—	—	—	—	—	—	
5617	Services to buildings & dwellings	2 999	18 639	87 733	346	240	56	33	12	3	—	1	—	1	
56171	Exterminating & pest control services	(A)	(D)	(D)	5	4	1	—	—	—	—	—	—	—	
561710	Exterminating & pest control services	(A)	(D)	(D)	5	4	1	—	—	—	—	—	—	—	
56172	Janitorial services	1 451	5 737	23 067	192	112	44	24	10	1	—	1	—	—	
561720	Janitorial services	1 451	5 737	23 067	192	112	44	24	10	1	—	1	—	—	
56173	Landscaping services	(E)	(D)	(D)	97	86	4	5	—	2	—	—	—	—	
561730	Landscaping services	(E)	(D)	(D)	97	86	4	5	—	2	—	—	—	—	
56174	Carpet & upholstery cleaning services	(B)	(D)	(D)	23	17	4	2	—	—	—	—	—	—	
561740	Carpet & upholstery cleaning services	(B)	(D)	(D)	23	17	4	2	—	—	—	—	—	—	
56179	Other services to buildings & dwellings	(G)	(D)	(D)	29	21	3	2	2	—	—	—	—	1	
561790	Other services to buildings & dwellings	(G)	(D)	(D)	29	21	3	2	2	—	—	—	—	1	
5619	Other support services	613	4 465	22 968	59	35	12	4	5	2	1	—	—	—	
56191	Packaging & labeling services	(A)	(D)	(D)	1	—	1	—	—	—	—	—	—	—	
561910	Packaging & labeling services	(A)	(D)	(D)	1	—	1	—	—	—	—	—	—	—	
56192	Convention & trade show organizers	(B)	(D)	(D)	7	3	3	1	—	—	—	—	—	—	
561920	Convention & trade show organizers	(B)	(D)	(D)	7	3	3	1	—	—	—	—	—	—	
56199	All other support services	569	4 195	21 654	51	32	8	3	5	2	1	—	—	—	
561990	All other support services	569	4 195	21 654	51	32	8	3	5	2	1	—	—	—	
<b>562</b>	<b>Waste management &amp; remediation services</b>	<b>1 016</b>	<b>11 045</b>	<b>51 702</b>	<b>89</b>	<b>44</b>	<b>20</b>	<b>12</b>	<b>9</b>	<b>3</b>	<b>1</b>	—	—	—	
5621	Waste collection	(E)	(D)	(D)	29	14	9	3	2	1	—	—	—	—	
56211	Waste collection	(E)	(D)	(D)	29	14	9	3	2	1	—	—	—	—	
562111	Solid waste collection	(E)	(D)	(D)	27	12	9	3	2	1	—	—	—	—	
562112	Hazardous waste collection	(A)	(D)	(D)	1	1	—	—	—	—	—	—	—	—	
562119	Other waste collection	(A)	(D)	(D)	1	1	—	—	—	—	—	—	—	—	
5622	Waste treatment & disposal	(B)	(D)	(D)	8	1	4	1	2	—	—	—	—	—	
56221	Waste treatment & disposal	(B)	(D)	(D)	8	1	4	1	2	—	—	—	—	—	
562211	Hazardous waste treatment & disposal	(B)	(D)	(D)	4	1	2	—	1	—	—	—	—	—	
562212	Solid waste landfill	(A)	(D)	(D)	2	—	2	—	—	—	—	—	—	—	
562213	Solid waste combustors & incinerators	(A)	(D)	(D)	1	—	—	1	—	—	—	—	—	—	

See footnotes at end of table.

**Table 2. The State—Employees, Payroll, and Establishments by Industry: 2003—Con.**

[Excludes most government employees, railroad employees, and self-employed persons. Size class 1 to 4 includes establishments with payroll, but no employees, during mid-March pay period. (D) denotes figures withheld to avoid disclosing data for individual companies; the data are included in broader industry totals. For explanation of terms, abbreviations, and data reliability/comparability, see introductory text]

NAICS code	Industry	Number of employees for week including March 12	Payroll (\$1,000)		Total number of establishments	Number of establishments by employment-size class											
			First quarter	Annual		1 to 4	5 to 9	10 to 19	20 to 49	50 to 99	100 to 249	250 to 499	500 to 999	1,000 or more			
<b>56</b>	<b>Admin, support, waste mgt, remediation services—Con.</b>																
562	Waste management & remediation services—Con.																
5622	Waste treatment & disposal—Con.																
562219	Waste treatment & disposal—Con. Other nonhazardous waste treatment & disposal .....	(B)	(D)	(D)	1	—	—	—	1	—	—	—	—	—	—	—	—
5629	Remediation & oth waste management services .....	647	7 318	37 640	52	29	7	8	5	2	1	—	—	—	—	—	—
56291	Remediation services .....	541	6 597	34 110	26	9	3	7	4	2	1	—	—	—	—	—	—
562910	Remediation services .....	541	6 597	34 110	26	9	3	7	4	2	1	—	—	—	—	—	—
56292	Materials recovery facilities .....	(A)	(D)	(D)	3	1	1	1	—	—	—	—	—	—	—	—	—
562920	Materials recovery facilities .....	(A)	(D)	(D)	3	1	1	1	—	—	—	—	—	—	—	—	—
56299	All other waste management services .....	(B)	(D)	(D)	23	19	3	—	1	—	—	—	—	—	—	—	—
562991	Septic tank & related services .....	78	463	2 428	19	15	3	—	1	—	—	—	—	—	—	—	—
562998	All other miscellaneous waste management .....	(A)	(D)	(D)	4	4	—	—	—	—	—	—	—	—	—	—	—
<b>61</b>	<b>Educational services .....</b>	<b>2 740</b>	<b>15 356</b>	<b>63 131</b>	<b>218</b>	<b>112</b>	<b>44</b>	<b>35</b>	<b>17</b>	<b>6</b>	<b>4</b>	—	—	—	—	—	—
611	Educational services .....	2 740	15 356	63 131	218	112	44	35	17	6	4	—	—	—	—	—	—
6111	Elementary & secondary schools .....	1 196	6 362	25 637	55	13	14	12	12	2	2	—	—	—	—	—	—
61111	Elementary & secondary schools .....	1 196	6 362	25 637	55	13	14	12	12	2	2	—	—	—	—	—	—
611110	Elementary & secondary schools .....	1 196	6 362	25 637	55	13	14	12	12	2	2	—	—	—	—	—	—
6112	Junior colleges .....	(C)	(D)	(D)	3	—	—	1	—	2	—	—	—	—	—	—	—
61121	Junior colleges .....	(C)	(D)	(D)	3	—	—	1	—	2	—	—	—	—	—	—	—
611210	Junior colleges .....	(C)	(D)	(D)	3	—	—	1	—	2	—	—	—	—	—	—	—
6113	Colleges, universities & professional schools .....	(E)	(D)	(D)	6	1	1	2	—	—	2	—	—	—	—	—	—
61131	Colleges, universities & professional schools .....	(E)	(D)	(D)	6	1	1	2	—	—	2	—	—	—	—	—	—
611310	Colleges, universities & professional schools .....	(E)	(D)	(D)	6	1	1	2	—	—	2	—	—	—	—	—	—
6114	Business schools & computer & mgt training .....	(B)	(D)	(D)	10	8	2	—	—	—	—	—	—	—	—	—	—
61141	Business & secretarial schools .....	(A)	(D)	(D)	1	1	—	—	—	—	—	—	—	—	—	—	—
611410	Business & secretarial schools .....	(A)	(D)	(D)	1	1	—	—	—	—	—	—	—	—	—	—	—
61142	Computer training .....	(A)	(D)	(D)	3	3	—	—	—	—	—	—	—	—	—	—	—
611420	Computer training .....	(A)	(D)	(D)	3	3	—	—	—	—	—	—	—	—	—	—	—
61143	Professional, management development training .....	(A)	(D)	(D)	6	4	2	—	—	—	—	—	—	—	—	—	—
611430	Professional, management development training .....	(A)	(D)	(D)	6	4	2	—	—	—	—	—	—	—	—	—	—
6115	Technical & trade schools .....	227	1 677	6 767	33	18	6	7	2	—	—	—	—	—	—	—	—
61151	Technical & trade schools .....	227	1 677	6 767	33	18	6	7	2	—	—	—	—	—	—	—	—
611511	Cosmetology & barber schools .....	(A)	(D)	(D)	3	2	—	1	—	—	—	—	—	—	—	—	—
611512	Flight training .....	(B)	(D)	(D)	8	5	2	—	1	—	—	—	—	—	—	—	—
611513	Apprenticeship training .....	81	679	2 730	12	6	2	4	—	—	—	—	—	—	—	—	—
611519	Other technical & trade schools .....	77	526	2 221	10	5	2	2	1	—	—	—	—	—	—	—	—
6116	Other schools & instruction .....	513	1 687	8 093	91	57	18	12	3	1	—	—	—	—	—	—	—
61161	Fine arts schools .....	(B)	(D)	(D)	19	10	8	1	—	—	—	—	—	—	—	—	—
611610	Fine arts schools .....	(B)	(D)	(D)	19	10	8	1	—	—	—	—	—	—	—	—	—
61162	Sports & recreation instruction .....	165	429	2 055	43	32	7	2	—	—	—	—	—	—	—	—	—
611620	Sports & recreation instruction .....	165	429	2 055	43	32	7	2	—	—	—	—	—	—	—	—	—
61163	Language schools .....	(A)	(D)	(D)	2	2	—	—	—	—	—	—	—	—	—	—	—
611630	Language schools .....	(A)	(D)	(D)	2	2	—	—	—	—	—	—	—	—	—	—	—
61169	All other schools & instruction .....	252	1 028	4 871	27	13	3	9	1	1	—	—	—	—	—	—	—
611691	Exam preparation & tutoring .....	(C)	(D)	(D)	12	5	1	5	—	1	—	—	—	—	—	—	—
611692	Automobile driving schools .....	(A)	(D)	(D)	4	3	1	—	—	—	—	—	—	—	—	—	—
611699	All other miscellaneous schools & instruction .....	107	434	2 265	11	5	1	4	1	—	—	—	—	—	—	—	—
6117	Educational support services .....	(C)	(D)	(D)	20	15	3	1	—	1	—	—	—	—	—	—	—
61171	Educational support services .....	(C)	(D)	(D)	20	15	3	1	—	1	—	—	—	—	—	—	—
611710	Educational support services .....	(C)	(D)	(D)	20	15	3	1	—	1	—	—	—	—	—	—	—
<b>62</b>	<b>Health care and social assistance .....</b>	<b>37 352</b>	<b>355 477</b>	<b>1 550 436</b>	<b>1 902</b>	<b>893</b>	<b>484</b>	<b>274</b>	<b>160</b>	<b>40</b>	<b>26</b>	<b>13</b>	<b>8</b>	<b>4</b>			
621	Ambulatory health care services .....	10 057	103 856	500 268	1 209	608	337	162	76	18	8	—	—	—	—	—	—
6211	Offices of physicians .....	3 489	51 395	265 287	447	243	103	64	30	5	2	—	—	—	—	—	—
62111	Offices of physicians .....	3 489	51 395	265 287	447	243	103	64	30	5	2	—	—	—	—	—	—
621111	Offices of physicians (exc mental health) .....	3 339	49 299	256 920	432	231	103	63	29	4	2	—	—	—	—	—	—
621112	Offices of physicians, mental health .....	150	2 096	8 367	15	12	—	1	1	—	—	—	—	—	—	—	—
6212	Offices of dentists .....	2 028	17 686	82 712	296	95	141	51	9	—	—	—	—	—	—	—	—
62121	Offices of dentists .....	2 028	17 686	82 712	296	95	141	51	9	—	—	—	—	—	—	—	—
621210	Offices of dentists .....	2 028	17 686	82 712	296	95	141	51	9	—	—	—	—	—	—	—	—
6213	Offices of other health practitioners .....	1 196	9 483	41 661	300	212	63	20	5	—	—	—	—	—	—	—	—
62131	Offices of chiropractors .....	381	2 865	12 489	101	73	23	5	—	—	—	—	—	—	—	—	—
621310	Offices of chiropractors .....	381	2 865	12 489	101	73	23	5	—	—	—	—	—	—	—	—	—
62132	Offices of optometrists .....	208	1 634	7 426	45	30	10	4	1	—	—	—	—	—	—	—	—
621320	Offices of optometrists .....	208	1 634	7 426	45	30	10	4	1	—	—	—	—	—	—	—	—
62133	Offices of other mental health practitioners .....	125	1 086	4 527	30	23	3	3	1	—	—	—	—	—	—	—	—
621330	Offices of other mental health practitioners .....	125	1 086	4 527	30	23	3	3	1	—	—	—	—	—	—	—	—
62134	Offices of PT, OT, speech therapy & audiology .....	322	2 790	11 809	67	42	16	6	3	—	—	—	—	—	—	—	—
621340	Offices of PT, OT, speech therapy & audiology .....	322	2 790	11 809	67	42	16	6	3	—	—	—	—	—	—	—	—
62139	Offices of all other health practitioners .....	160	1 108	5 410	57	44	11	2	—	—	—	—	—	—	—	—	—
621391	Offices of podiatrists .....	28	259	1 268	10	7	3	—	—	—	—	—	—	—	—	—	—
621399	Offices of all other misc health practitioners .....	132	849	4 142	47	37	8	2	—	—	—	—	—	—	—	—	—

See footnotes at end of table.



**Table 2. The State—Employees, Payroll, and Establishments by Industry: 2003—Con.**

[Excludes most government employees, railroad employees, and self-employed persons. Size class 1 to 4 includes establishments with payroll, but no employees, during mid-March pay period. (D) denotes figures withheld to avoid disclosing data for individual companies; the data are included in broader industry totals. For explanation of terms, abbreviations, and data reliability/comparability, see introductory text.]

NAICS code	Industry	Number of employees for week including March 12	Payroll (\$1,000)		Total number of establishments	Number of establishments by employment-size class								
			First quarter	Annual		1 to 4	5 to 9	10 to 19	20 to 49	50 to 99	100 to 249	250 to 499	500 to 999	1,000 or more
<b>62</b>	<b>Health care and social assistance—Con.</b>													
621	Ambulatory health care services—Con.													
6214	Outpatient care centers	2 091	16 531	68 912	86	22	16	17	19	7	5	—	—	—
62141	Family planning centers	91	465	1 968	13	7	2	3	1	—	—	—	—	—
621410	Family planning centers	91	465	1 968	13	7	2	3	1	—	—	—	—	—
62142	Outpatient mental health, substance abuse ctrs	1 236	8 894	35 414	29	3	3	5	9	5	4	—	—	—
621420	Outpatient mental health, substance abuse ctrs	1 236	8 894	35 414	29	3	3	5	9	5	4	—	—	—
62149	Other outpatient care centers	764	7 172	31 530	44	12	11	9	9	2	1	—	—	—
621492	Kidney dialysis centers	(B)	(D)	(D)	2	—	1	—	1	—	—	—	—	—
621493	Freestanding ambulatory surgery, emergency ctr	(C)	(D)	(D)	8	—	4	1	2	1	—	—	—	—
621498	All other outpatient care centers	549	5 387	24 461	34	12	6	8	6	1	1	—	—	—
6215	Medical & diagnostic laboratories	204	2 283	11 689	21	11	4	4	1	1	—	—	—	—
62151	Medical & diagnostic laboratories	204	2 283	11 689	21	11	4	4	1	1	—	—	—	—
621511	Medical laboratories	48	775	4 551	10	6	2	2	—	—	—	—	—	—
621512	Diagnostic Imaging centers	156	1 508	7 138	11	5	2	2	1	1	—	—	—	—
6216	Home health care services	717	3 343	17 211	32	11	5	4	8	3	1	—	—	—
62161	Home health care services	717	3 343	17 211	32	11	5	4	8	3	1	—	—	—
621610	Home health care services	717	3 343	17 211	32	11	5	4	8	3	1	—	—	—
6219	Other ambulatory health care services	332	3 135	12 796	27	14	5	2	4	2	—	—	—	—
62191	Ambulance services	163	1 710	7 104	8	2	2	—	3	1	—	—	—	—
621910	Ambulance services	163	1 710	7 104	8	2	2	—	3	1	—	—	—	—
62199	All other ambulatory health care services	169	1 425	5 692	19	12	3	2	1	1	—	—	—	—
621991	Blood & organ banks	(C)	(D)	(D)	3	1	—	—	1	1	—	—	—	—
621999	All oth misc ambulatory health care services	(B)	(D)	(D)	16	11	3	2	—	—	—	—	—	—
622	Hospitals	(J)	(D)	(D)	27	1	—	—	—	5	4	8	5	4
6221	General medical & surgical hospitals	13 745	161 346	671 940	25	—	—	—	—	5	3	8	5	4
62211	General medical & surgical hospitals	13 745	161 346	671 940	25	—	—	—	—	5	3	8	5	4
622110	General medical & surgical hospitals	13 745	161 346	671 940	25	—	—	—	—	5	3	8	5	4
6222	Psychiatric & substance abuse hospitals	(C)	(D)	(D)	1	—	—	—	—	—	1	—	—	—
62221	Psychiatric & substance abuse hospitals	(C)	(D)	(D)	1	—	—	—	—	—	1	—	—	—
622210	Psychiatric & substance abuse hospitals	(C)	(D)	(D)	1	—	—	—	—	—	1	—	—	—
6223	Other specialty hospitals	(A)	(D)	(D)	1	1	—	—	—	—	—	—	—	—
62231	Other specialty hospitals	(A)	(D)	(D)	1	1	—	—	—	—	—	—	—	—
622310	Other specialty hospitals	(A)	(D)	(D)	1	1	—	—	—	—	—	—	—	—
623	Nursing & residential care facilities	(H)	(D)	(D)	190	78	54	27	18	6	4	3	—	—
6231	Nursing care facilities	(F)	(D)	(D)	9	1	—	1	—	4	2	1	—	—
62311	Nursing care facilities	(F)	(D)	(D)	9	1	—	1	—	4	2	1	—	—
623110	Nursing care facilities	(F)	(D)	(D)	9	1	—	1	—	4	2	1	—	—
6232	Residential mental retardation, health facil	1 360	7 502	31 645	84	30	33	10	7	1	2	1	—	—
62321	Residential mental retardation facilities	951	4 855	20 171	68	28	31	5	1	1	1	1	—	—
623210	Residential mental retardation facilities	951	4 855	20 171	68	28	31	5	1	1	1	1	—	—
62322	Residential mental health, subst abuse facil.	409	2 647	11 474	16	2	2	5	6	—	1	—	—	—
623220	Residential mental health, subst abuse facil.	409	2 647	11 474	16	2	2	5	6	—	1	—	—	—
6233	Community care facilities for the elderly	(F)	(D)	(D)	78	46	16	12	3	—	—	1	—	—
62331	Community care facilities for the elderly	(F)	(D)	(D)	78	46	16	12	3	—	—	1	—	—
623311	Continuing care retirement communities	(A)	(D)	(D)	7	7	—	—	—	—	—	—	—	—
623312	Homes for the elderly	(F)	(D)	(D)	71	39	16	12	3	—	—	1	—	—
6239	Other residential care facilities	(E)	(D)	(D)	19	1	5	4	8	1	—	—	—	—
62399	Other residential care facilities	(E)	(D)	(D)	19	1	5	4	8	1	—	—	—	—
623990	Other residential care facilities	(E)	(D)	(D)	19	1	5	4	8	1	—	—	—	—
624	Social assistance	9 793	65 099	275 333	476	206	93	85	66	11	10	2	3	—
6241	Individual & family services	6 336	49 117	207 877	200	93	32	28	28	7	8	1	3	—
62411	Child & youth services	411	2 390	10 548	32	15	4	7	5	—	1	—	—	—
624110	Child & youth services	411	2 390	10 548	32	15	4	7	5	—	1	—	—	—
62412	Services for elderly & disabled persons	1 685	8 024	34 058	80	30	17	11	14	4	4	—	—	—
624120	Services for elderly & disabled persons	1 685	8 024	34 058	80	30	17	11	14	4	4	—	—	—
62419	Other individual & family services	4 240	38 703	163 271	88	48	11	10	9	3	3	1	3	—
624190	Other individual & family services	4 240	38 703	163 271	88	48	11	10	9	3	3	1	3	—
6242	Community, emergency & other relief services	829	4 955	20 426	59	13	15	17	12	2	—	—	—	—
62421	Community food services	(C)	(D)	(D)	17	4	7	6	—	—	—	—	—	—
624210	Community food services	(C)	(D)	(D)	17	4	7	6	—	—	—	—	—	—
62422	Community housing services	632	4 002	16 485	35	5	7	11	10	2	—	—	—	—
624221	Temporary shelters	508	2 964	12 537	27	3	4	10	9	1	—	—	—	—
624229	Other community housing services	124	1 038	3 948	8	2	3	1	1	1	—	—	—	—
62423	Emergency & other relief services	(B)	(D)	(D)	7	4	1	—	2	—	—	—	—	—
624230	Emergency & other relief services	(B)	(D)	(D)	7	4	1	—	2	—	—	—	—	—
6243	Vocational rehabilitation services	1 164	5 717	24 114	33	13	6	5	4	2	2	1	—	—
62431	Vocational rehabilitation services	1 164	5 717	24 114	33	13	6	5	4	2	2	1	—	—
624310	Vocational rehabilitation services	1 164	5 717	24 114	33	13	6	5	4	2	2	1	—	—
6244	Child day care services	1 464	5 310	22 916	184	87	40	35	22	—	—	—	—	—
62441	Child day care services	1 464	5 310	22 916	184	87	40	35	22	—	—	—	—	—
624410	Child day care services	1 464	5 310	22 916	184	87	40	35	22	—	—	—	—	—
<b>71</b>	<b>Arts, entertainment &amp; recreation</b>	<b>4 044</b>	<b>14 285</b>	<b>66 981</b>	<b>496</b>	<b>348</b>	<b>65</b>	<b>39</b>	<b>33</b>	<b>5</b>	<b>3</b>	<b>3</b>	<b>—</b>	<b>—</b>
711	Performing arts, spectator sports & related industries	803	3 502	14 226	77	53	10	7	5	1	—	1	—	—
7111	Performing arts companies	(C)	(D)	(D)	25	15	5	3	2	—	—	—	—	—
71111	Theater companies & dinner theaters	(D)	(D)	(D)	15	10	1	2	2	—	—	—	—	—
711110	Theater companies & dinner theaters	(B)	(D)	(D)	15	10	1	2	2	—	—	—	—	—
71112	Dance companies	(A)	(D)	(D)	1	—	1	—	—	—	—	—	—	—
711120	Dance companies	(A)	(D)	(D)	1	—	1	—	—	—	—	—	—	—
71113	Musical groups & artists	(B)	(D)	(D)	7	5	1	1	—	—	—	—	—	—
711130	Musical groups & artists	(B)	(D)	(D)	7	5	1	1	—	—	—	—	—	—

See footnotes at end of table.

**Table 2. The State—Employees, Payroll, and Establishments by Industry: 2003—Con.**

[Excludes most government employees, railroad employees, and self-employed persons. Size class 1 to 4 includes establishments with payroll, but no employees, during mid-March pay period. (D) denotes figures withheld to avoid disclosing data for individual companies; the data are included in broader industry totals. For explanation of terms, abbreviations, and data reliability/comparability, see introductory text]

NAICS code	Industry	Number of employees for week including March 12	Payroll (\$1,000)		Total number of establishments	Number of establishments by employment-size class											
			First quarter	Annual		1 to 4	5 to 9	10 to 19	20 to 49	50 to 99	100 to 249	250 to 499	500 to 999	1,000 or more			
<b>71</b>	<b>Arts, entertainment &amp; recreation—Con.</b>																
711	Performing arts, spectator sports & related industries—Con.																
7111	Performing arts companies—Con.				2	—	2	—	—	—	—	—	—	—	—	—	—
71119	Other performing arts companies .....	(A)	(D)	(D)	2	—	2	—	—	—	—	—	—	—	—	—	—
711190	Other performing arts companies .....	(A)	(D)	(D)	2	—	2	—	—	—	—	—	—	—	—	—	—
7112	Spectator sports .....	(B)	(D)	(D)	17	14	—	2	1	—	—	—	—	—	—	—	—
71121	Spectator sports .....	(B)	(D)	(D)	17	14	—	2	1	—	—	—	—	—	—	—	—
711211	Sports teams and clubs .....	(B)	(D)	(D)	7	6	—	—	1	—	—	—	—	—	—	—	—
711212	Racetracks .....	(A)	(D)	(D)	2	2	—	—	—	—	—	—	—	—	—	—	—
711219	Other spectator sports .....	(B)	(D)	(D)	8	6	—	2	—	—	—	—	—	—	—	—	—
7113	Promoters of entertainment events .....	512	1 749	6 663	13	5	4	—	2	1	—	1	—	1	—	—	—
71131	Promoters of entertainment events with facility .....	(E)	(D)	(D)	5	1	2	—	1	—	—	1	—	—	—	—	—
711310	Promoters of entertainment events with facility .....	(E)	(D)	(D)	5	1	2	—	1	—	—	1	—	—	—	—	—
71132	Promoters of entertainment events without facility .....	(B)	(D)	(D)	8	4	2	—	1	1	—	—	—	—	—	—	—
711320	Promoters of entertainment events without facility .....	(B)	(D)	(D)	8	4	2	—	1	1	—	—	—	—	—	—	—
7114	Agents, managers for artists & other public figures .....	(A)	(D)	(D)	1	1	—	—	—	—	—	—	—	—	—	—	—
71141	Agents, managers for artists & other public figures .....	(A)	(D)	(D)	1	1	—	—	—	—	—	—	—	—	—	—	—
711410	Agents, managers for artists & other public figures .....	(A)	(D)	(D)	1	1	—	—	—	—	—	—	—	—	—	—	—
7115	Independent artists, writers & performers ....	61	725	2 078	21	18	1	2	—	—	—	—	—	—	—	—	—
71151	Independent artists, writers & performers ..	61	725	2 078	21	18	1	2	—	—	—	—	—	—	—	—	—
711510	Independent artists, writers & performers .....	61	725	2 078	21	18	1	2	—	—	—	—	—	—	—	—	—
712	Museums, historical sites & like institutions ....	216	1 166	5 921	35	24	5	3	3	—	—	—	—	—	—	—	—
7121	Museums, historical sites & like institutions ..	216	1 166	5 921	35	24	5	3	3	—	—	—	—	—	—	—	—
71211	Museums .....	166	862	4 453	25	16	4	3	2	—	—	—	—	—	—	—	—
712110	Museums .....	166	862	4 453	25	16	4	3	2	—	—	—	—	—	—	—	—
71212	Historical sites .....	(A)	(D)	(D)	4	4	—	—	—	—	—	—	—	—	—	—	—
712120	Historical sites .....	(A)	(D)	(D)	4	4	—	—	—	—	—	—	—	—	—	—	—
71213	Zoos & botanical gardens .....	37	255	1 221	3	1	1	—	1	—	—	—	—	—	—	—	—
712130	Zoos & botanical gardens .....	37	255	1 221	3	1	1	—	1	—	—	—	—	—	—	—	—
71219	Nature parks & other similar institutions ..	(A)	(D)	(D)	3	3	—	—	—	—	—	—	—	—	—	—	—
712190	Nature parks & other similar institutions ..	(A)	(D)	(D)	3	3	—	—	—	—	—	—	—	—	—	—	—
713	Amusement, gambling & recreation industries ..	3 025	9 617	46 834	384	271	50	29	25	4	3	2	—	—	—	—	—
7131	Amusement parks & arcades .....	63	262	1 646	7	3	1	2	1	—	—	—	—	—	—	—	—
71311	Amusement & theme parks .....	(A)	(D)	(D)	1	—	—	1	—	—	—	—	—	—	—	—	—
713110	Amusement & theme parks .....	(A)	(D)	(D)	1	—	—	1	—	—	—	—	—	—	—	—	—
71312	Amusement arcades .....	(B)	(D)	(D)	6	3	1	1	1	—	—	—	—	—	—	—	—
713120	Amusement arcades .....	(B)	(D)	(D)	6	3	1	1	1	—	—	—	—	—	—	—	—
7132	Gambling industries .....	578	2 275	9 181	58	24	14	10	9	1	—	—	—	—	—	—	—
71329	Other gambling industries .....	578	2 275	9 181	58	24	14	10	9	1	—	—	—	—	—	—	—
713290	Other gambling industries .....	578	2 275	9 181	58	24	14	10	9	1	—	—	—	—	—	—	—
7139	Other amusement & recreation industries ....	2 384	7 080	36 007	319	244	35	17	15	3	3	2	—	—	—	—	—
71391	Golf courses & country clubs .....	(A)	(D)	(D)	14	12	2	—	—	—	—	—	—	—	—	—	—
713910	Golf courses & country clubs .....	(A)	(D)	(D)	14	12	2	—	—	—	—	—	—	—	—	—	—
71392	Skating facilities .....	(E)	(D)	(D)	6	1	2	1	1	—	1	—	—	—	—	—	—
713920	Skating facilities .....	(E)	(D)	(D)	6	1	2	1	1	—	1	—	—	—	—	—	—
71393	Marinas .....	(B)	(D)	(D)	22	18	4	—	—	—	—	—	—	—	—	—	—
713930	Marinas .....	(B)	(D)	(D)	22	18	4	—	—	—	—	—	—	—	—	—	—
71394	Fitness & recreational sports centers .....	1 568	3 368	13 364	71	33	15	6	10	3	2	2	—	—	—	—	—
713940	Fitness & recreational sports centers ....	1 568	3 368	13 364	71	33	15	6	10	3	2	2	—	—	—	—	—
71395	Bowling centers .....	(C)	(D)	(D)	10	2	1	3	4	—	—	—	—	—	—	—	—
713950	Bowling centers .....	(C)	(D)	(D)	10	2	1	3	4	—	—	—	—	—	—	—	—
71399	All other amusement & recreation industries .....	268	1 101	11 828	196	178	11	7	—	—	—	—	—	—	—	—	—
713990	All other amusement & recreation industries .....	268	1 101	11 828	196	178	11	7	—	—	—	—	—	—	—	—	—
<b>72</b>	<b>Accommodation &amp; food services .....</b>	<b>23 205</b>	<b>89 672</b>	<b>422 840</b>	<b>1 895</b>	<b>924</b>	<b>355</b>	<b>301</b>	<b>231</b>	<b>62</b>	<b>17</b>	<b>4</b>	<b>1</b>	—	—	—	—
721	Accommodation .....	6 014	24 590	135 238	497	321	65	44	40	19	4	4	—	—	—	—	—
7211	Traveler accommodation .....	5 766	23 219	120 581	344	183	53	42	39	19	4	4	—	—	—	—	—
72111	Hotels (exc casino hotels) & motels .....	5 686	23 038	119 055	285	129	50	41	38	19	4	4	—	—	—	—	—
721110	Hotels (exc casino hotels) & motels .....	5 686	23 038	119 055	285	129	50	41	38	19	4	4	—	—	—	—	—
72119	Other traveler accommodation .....	80	181	1 526	59	54	3	1	1	—	—	—	—	—	—	—	—
721191	Bed & breakfast inns .....	(B)	(D)	(D)	50	45	3	1	1	—	—	—	—	—	—	—	—
721199	All other traveler accommodation .....	(A)	(D)	(D)	9	9	—	—	—	—	—	—	—	—	—	—	—
7212	RV parks & recreational camps .....	(C)	(D)	(D)	145	132	10	2	1	—	—	—	—	—	—	—	—
72121	RV parks & recreational camps .....	(C)	(D)	(D)	145	132	10	2	1	—	—	—	—	—	—	—	—
721211	RV parks & campgrounds .....	(B)	(D)	(D)	26	22	3	—	1	—	—	—	—	—	—	—	—
721214	Recreational, vacation camps (exc campgrounds) .....	152	916	11 820	119	110	7	2	—	—	—	—	—	—	—	—	—
7213	Rooming & boarding houses .....	(A)	(D)	(D)	8	6	2	—	—	—	—	—	—	—	—	—	—
72131	Rooming & boarding houses .....	(A)	(D)	(D)	8	6	2	—	—	—	—	—	—	—	—	—	—
721310	Rooming & boarding houses .....	(A)	(D)	(D)	8	6	2	—	—	—	—	—	—	—	—	—	—
722	Food services & drinking places .....	17 191	65 082	287 602	1 398	603	290	257	191	43	13	—	1	—	—	—	—
7221	Full-service restaurants .....	6 696	23 918	114 272	516	215	99	109	68	19	6	—	—	—	—	—	—
72211	Full-service restaurants .....	6 696	23 918	114 272	516	215	99	109	68	19	6	—	—	—	—	—	—
722110	Full-service restaurants .....	6 696	23 918	114 272	516	215	99	109	68	19	6	—	—	—	—	—	—
7222	Limited-service eating places .....	7 040	18 492	81 642	585	243	103	115	105	16	3	—	—	—	—	—	—
72221	Limited-service eating places .....	7 040	18 492	81 642	585	243	103	115	105	16	3	—	—	—	—	—	—
722211	Limited-service restaurants .....	6 055	15 952	69 762	415	149	59	92	96	16	3	—	—	—	—	—	—
722212	Cafeterias .....	(C)	(D)	(D)	6	2	1	1	2	—	—	—	—	—	—	—	—
722213	Snack & nonalcoholic beverage bars ....	(F)	(D)	(D)	164	92	43	22	7	—	—	—	—	—	—	—	—

See footnotes at end of table.

**Table 2. The State—Employees, Payroll, and Establishments by Industry: 2003—Con.**

[Excludes most government employees, railroad employees, and self-employed persons. Size class 1 to 4 includes establishments with payroll, but no employees, during mid-March pay period. (D) denotes figures withheld to avoid disclosing data for individual companies; the data are included in broader industry totals. For explanation of terms, abbreviations, and data reliability/comparability, see introductory text.]

NAICS code	Industry	Number of employees for week including March 12	Payroll (\$1,000)		Total number of establishments	Number of establishments by employment-size class									
			First quarter	Annual		1 to 4	5 to 9	10 to 19	20 to 49	50 to 99	100 to 249	250 to 499	500 to 999	1,000 or more	
<b>72</b>	<b>Accommodation &amp; food services—Con.</b>														
722	Food services & drinking places—Con.														
7223	Special food services .....	1 712	15 944	61 777	88	56	10	9	4	5	3	-	1	-	
72231	Food service contractors .....	(G)	(D)	(D)	55	27	7	9	4	4	3	-	1	-	
722310	Food service contractors .....	(G)	(D)	(D)	55	27	7	9	4	4	3	-	1	-	
72232	Caterers .....	(B)	(D)	(D)	14	12	1	-	-	1	-	-	-	-	
722320	Caterers .....	(B)	(D)	(D)	14	12	1	-	-	1	-	-	-	-	
72233	Mobile food services .....	(B)	(D)	(D)	19	17	2	-	-	-	-	-	-	-	
722330	Mobile food services .....	(B)	(D)	(D)	19	17	2	-	-	-	-	-	-	-	
7224	Drinking places (alcoholic beverages) .....	1 743	6 728	29 911	209	89	78	24	14	3	1	-	-	-	
72241	Drinking places (alcoholic beverages) .....	1 743	6 728	29 911	209	89	78	24	14	3	1	-	-	-	
722410	Drinking places (alcoholic beverages) .....	1 743	6 728	29 911	209	89	78	24	14	3	1	-	-	-	
<b>81</b>	<b>Other services (except public administration) .....</b>	<b>10 409</b>	<b>60 313</b>	<b>256 340</b>	<b>1 717</b>	<b>1 057</b>	<b>396</b>	<b>191</b>	<b>54</b>	<b>12</b>	<b>7</b>	-	-	-	
811	Repair & maintenance .....	2 653	19 894	85 513	516	323	123	60	8	1	1	-	-	-	
8111	Automotive repair & maintenance .....	1 918	13 516	57 898	346	205	91	43	5	1	1	-	-	-	
81111	Automotive mechanical & electrical R&M ..	926	6 582	29 594	220	146	55	17	2	-	-	-	-	-	
811111	General automotive repair .....	813	5 805	26 110	188	124	46	16	2	-	-	-	-	-	
811112	Automotive exhaust system repair .....	(A)	(D)	(D)	5	4	1	-	-	-	-	-	-	-	
811113	Automotive transmission repair .....	65	474	1 934	18	12	6	-	-	-	-	-	-	-	
811118	Other automotive mechanical & electrical R&M .....	(B)	(D)	(D)	9	6	2	1	-	-	-	-	-	-	
81112	Automotive body, paint, interior & glass repair .....	602	5 279	21 198	85	40	28	15	1	-	1	-	-	-	
811121	Automotive body, paint & interior R&M ..	497	4 523	17 611	64	29	21	12	1	-	1	-	-	-	
811122	Automotive glass replacement shops ..	105	756	3 587	21	11	7	3	-	-	-	-	-	-	
81119	Other automotive R&M .....	390	1 655	7 106	41	19	8	11	2	1	-	-	-	-	
811191	Automotive oil change & lubrication shops .....	173	901	4 186	15	3	4	6	2	-	-	-	-	-	
811192	Car washes .....	(C)	(D)	(D)	24	14	4	5	-	1	-	-	-	-	
811198	All other automotive R&M .....	(A)	(D)	(D)	2	2	-	-	-	-	-	-	-	-	
8112	Electronic & precision equipment R&M .....	(C)	(D)	(D)	26	21	1	3	1	-	-	-	-	-	
81121	Electronic & precision equipment R&M .....	(C)	(D)	(D)	26	21	1	3	1	-	-	-	-	-	
811211	Consumer electronics R&M .....	(A)	(D)	(D)	3	3	-	-	-	-	-	-	-	-	
811212	Computer & office machine R&M .....	(B)	(D)	(D)	12	11	1	-	-	-	-	-	-	-	
811213	Communication equipment R&M .....	(A)	(D)	(D)	2	2	-	-	-	-	-	-	-	-	
811219	Other electronic & precision equipment R&M .....	(B)	(D)	(D)	9	5	-	3	1	-	-	-	-	-	
8113	Commercial equipment (exc auto & elec) R&M .....	335	3 381	14 752	74	48	15	10	1	-	-	-	-	-	
81131	Commercial equipment (exc auto & elec) R&M .....	335	3 381	14 752	74	48	15	10	1	-	-	-	-	-	
811310	Commercial equipment (exc auto & elec) R&M .....	335	3 381	14 752	74	48	15	10	1	-	-	-	-	-	
8114	Personal & household goods R&M .....	(E)	(D)	(D)	70	49	16	4	1	-	-	-	-	-	
81141	Home, garden equipment & appliance R&M .....	(B)	(D)	(D)	18	12	5	-	1	-	-	-	-	-	
811411	Home & garden equipment R&M .....	(A)	(D)	(D)	2	2	-	-	-	-	-	-	-	-	
811412	Appliance repair & maintenance .....	(B)	(D)	(D)	16	10	5	-	1	-	-	-	-	-	
81142	Reupholstery & furniture repair .....	(B)	(D)	(D)	10	8	2	-	-	-	-	-	-	-	
811420	Reupholstery & furniture repair .....	(B)	(D)	(D)	10	8	2	-	-	-	-	-	-	-	
81143	Footwear & leather goods repair .....	(A)	(D)	(D)	1	1	-	-	-	-	-	-	-	-	
811430	Footwear & leather goods repair .....	(A)	(D)	(D)	1	1	-	-	-	-	-	-	-	-	
81149	Other personal & household goods R&M ..	171	964	4 699	41	28	9	4	-	-	-	-	-	-	
811490	Other personal & household goods R&M ..	171	964	4 699	41	28	9	4	-	-	-	-	-	-	
812	Personal & laundry services .....	2 209	9 615	42 942	345	205	82	38	15	4	1	-	-	-	
8121	Personal care services .....	1 220	5 069	22 816	202	120	47	25	8	2	-	-	-	-	
81211	Hair, nail & skin care services .....	943	4 401	18 659	160	94	37	22	6	1	-	-	-	-	
812111	Barber shops .....	(B)	(D)	(D)	10	6	3	1	-	-	-	-	-	-	
812112	Beauty salons .....	854	3 898	16 519	136	76	32	21	6	1	-	-	-	-	
812113	Nail salons .....	(B)	(D)	(D)	14	12	2	-	-	-	-	-	-	-	
81219	Other personal care services .....	277	668	4 157	42	26	10	3	2	1	-	-	-	-	
812191	Diet & weight reducing centers .....	56	173	719	5	1	2	1	1	-	-	-	-	-	
812199	Other personal care services .....	221	495	3 438	37	25	8	2	1	1	-	-	-	-	
8122	Death care services .....	108	550	2 322	17	8	6	2	1	-	-	-	-	-	
81221	Funeral homes .....	(B)	(D)	(D)	13	5	5	2	1	-	-	-	-	-	
812210	Funeral homes .....	(B)	(D)	(D)	13	5	5	2	1	-	-	-	-	-	
81222	Cemeteries & crematories .....	(A)	(D)	(D)	4	3	1	-	-	-	-	-	-	-	
812220	Cemeteries & crematories .....	(A)	(D)	(D)	4	3	1	-	-	-	-	-	-	-	
8123	Drycleaning & laundry services .....	614	2 788	11 979	59	30	15	8	3	2	1	-	-	-	
81231	Coin-operated laundries & drycleaners ..	(C)	(D)	(D)	25	16	6	2	1	-	-	-	-	-	
812310	Coin-operated laundries & drycleaners ..	(C)	(D)	(D)	25	16	6	2	1	-	-	-	-	-	
81232	Drycleaning & laundry services (exc coin-op) .....	(E)	(D)	(D)	32	14	8	6	2	2	-	-	-	-	
812320	Drycleaning & laundry services (exc coin-op) .....	(E)	(D)	(D)	32	14	8	6	2	2	-	-	-	-	
81233	Linen & uniform supply .....	(C)	(D)	(D)	2	-	1	-	-	-	1	-	-	-	
812331	Linen supply .....	(C)	(D)	(D)	2	-	1	-	-	-	1	-	-	-	
8129	Other personal services .....	267	1 208	5 825	67	47	14	3	3	-	-	-	-	-	
81291	Pet care (except veterinary) services .....	68	190	833	26	21	5	-	-	-	-	-	-	-	
812910	Pet care (except veterinary) services .....	68	190	833	26	21	5	-	-	-	-	-	-	-	
81292	Photofinishing .....	(B)	(D)	(D)	12	7	4	-	1	-	-	-	-	-	
812921	Photofinishing laboratories (except one-hour) .....	(B)	(D)	(D)	7	4	3	-	-	-	-	-	-	-	
812922	One-hour photofinishing .....	35	122	416	5	3	1	-	1	-	-	-	-	-	
81293	Parking lots & garages .....	101	522	2 131	9	2	2	3	2	-	-	-	-	-	
812930	Parking lots & garages .....	101	522	2 131	9	2	2	3	2	-	-	-	-	-	
81299	All other personal services .....	(B)	(D)	(D)	20	17	3	-	-	-	-	-	-	-	
812990	All other personal services .....	(B)	(D)	(D)	20	17	3	-	-	-	-	-	-	-	

See footnotes at end of table.

**Table 2. The State—Employees, Payroll, and Establishments by Industry: 2003—Con.**

[Excludes most government employees, railroad employees, and self-employed persons. Size class 1 to 4 includes establishments with payroll, but no employees, during mid-March pay period. (D) denotes figures withheld to avoid disclosing data for individual companies; the data are included in broader industry totals. For explanation of terms, abbreviations, and data reliability/comparability, see introductory text]

NAICS code	Industry	Number of employees for week including March 12	Payroll (\$1,000)		Total number of establishments	Number of establishments by employment-size class								
			First quarter	Annual		1 to 4	5 to 9	10 to 19	20 to 49	50 to 99	100 to 249	250 to 499	500 to 999	1,000 or more
<b>81</b>	<b>Other services (except public administration)—Con.</b>													
813	Religious, grantmaking, civic, prof & like organizations .....	5 547	30 804	127 885	856	529	191	93	31	7	5	—	—	—
8131	Religious organizations .....	2 269	9 296	37 353	357	225	73	42	13	2	2	—	—	—
81311	Religious organizations .....	2 269	9 296	37 353	357	225	73	42	13	2	2	—	—	—
813110	Religious organizations .....	2 269	9 296	37 353	357	225	73	42	13	2	2	—	—	—
8132	Grantmaking & giving services .....	452	4 023	17 724	49	29	9	6	3	1	1	—	—	—
81321	Grantmaking & giving services .....	452	4 023	17 724	49	29	9	6	3	1	1	—	—	—
813211	Grantmaking foundations .....	(C)	(D)	(D)	20	11	5	3	1	—	—	—	—	—
813212	Voluntary health organizations .....	287	2 368	10 424	20	11	4	2	1	1	1	—	—	—
813219	Other grantmaking & giving services .....	(B)	(D)	(D)	9	7	—	1	1	—	—	—	—	—
8133	Social advocacy organizations .....	407	3 238	14 111	85	62	15	6	1	1	—	—	—	—
81331	Social advocacy organizations .....	407	3 238	14 111	85	62	15	6	1	1	—	—	—	—
813311	Human rights organizations .....	42	386	1 586	15	12	2	1	—	—	—	—	—	—
813312	Environment & wildlife organizations .....	192	1 530	6 734	44	33	6	4	1	—	—	—	—	—
813319	Other social advocacy organizations .....	173	1 322	5 791	26	17	7	1	—	1	—	—	—	—
8134	Civic & social organizations .....	1 483	5 632	23 196	162	76	52	21	9	2	2	—	—	—
81341	Civic & social organizations .....	1 483	5 632	23 196	162	76	52	21	9	2	2	—	—	—
813410	Civic & social organizations .....	1 483	5 632	23 196	162	76	52	21	9	2	2	—	—	—
8139	Business, labor, political, like organizations ..	936	8 615	35 501	203	137	42	18	5	1	—	—	—	—
81391	Business associations .....	349	2 871	11 782	89	65	16	7	—	1	—	—	—	—
813910	Business associations .....	349	2 871	11 782	89	65	16	7	—	1	—	—	—	—
81392	Professional organizations .....	74	778	3 161	19	16	1	1	1	—	—	—	—	—
813920	Professional organizations .....	74	778	3 161	19	16	1	1	1	—	—	—	—	—
81393	Labor unions & similar labor organizations ..	388	4 192	17 167	59	30	17	8	4	—	—	—	—	—
813930	Labor unions & similar labor organizations ..	388	4 192	17 167	59	30	17	8	4	—	—	—	—	—
81394	Political organizations .....	7	56	372	8	8	—	—	—	—	—	—	—	—
813940	Political organizations .....	7	56	372	8	8	—	—	—	—	—	—	—	—
81399	Oth similar organizations (exc business, prof, labor, pol) .....	118	718	3 019	28	18	8	2	—	—	—	—	—	—
813990	Oth similar organizations (exc business, prof, labor, pol) .....	118	718	3 019	28	18	8	2	—	—	—	—	—	—
<b>99</b>	<b>Unclassified establishments .....</b>	<b>(B)</b>	<b>(D)</b>	<b>(D)</b>	<b>67</b>	<b>59</b>	<b>6</b>	<b>2</b>	<b>—</b>	<b>—</b>	<b>—</b>	<b>—</b>	<b>—</b>	<b>—</b>

Note: Employment-size classes are indicated as follows: A—0 to 19; B—20 to 99; C—100 to 249; E—250 to 499; F—500 to 999; G—1,000 to 2,499; H—2,500 to 4,999; I—5,000 to 9,999; J—10,000 to 24,999; K—25,000 to 49,999; L—50,000 to 99,999; M—100,000 or more.

**Table 3. The State—Employees and Annual Payroll by Employment-Size Class: 2003**

[Excludes most government employees, railroad employees, and self-employed persons. Size class 1 to 4 includes establishments with payroll, but no employees, during mid-March pay period. (D) denotes figures withheld to avoid disclosing data for individual companies; the data are included in broader industry totals. For explanation of terms, abbreviations, and data reliability/comparability, see introductory text]

NAICS code	Major group	Total	Employment-size class								
			1 to 4	5 to 9	10 to 19	20 to 49	50 to 99	100 to 249	250 to 499	500 to 999	1,000 or more
	<b>Total number of employees</b> .....	<b>216 807</b>	<b>17 195</b>	<b>24 185</b>	<b>31 356</b>	<b>39 969</b>	<b>24 629</b>	<b>33 377</b>	<b>23 391</b>	<b>11 372</b>	<b>11 333</b>
	<b>Total payroll, annual (\$1,000)</b> .....	<b>8 694 257</b>	<b>745 442</b>	<b>822 841</b>	<b>1 124 034</b>	<b>1 519 546</b>	<b>956 834</b>	<b>1 280 649</b>	<b>1 043 890</b>	<b>681 500</b>	<b>519 521</b>
<b>11</b>	<b>FORESTRY, FISHING, HUNTING, AND AGRICULTURE SUPPORT</b>										
	<b>Number of employees</b> .....	(G)	124	(D)	(D)	460	(D)	(D)	-	-	-
	<b>Payroll, annual (\$1,000)</b> .....	(D)	9 253	(D)	(D)	24 606	(D)	(D)	-	-	-
113	Forestry and logging										
	Number of employees .....	(F)	(D)	(D)	(D)	(D)	(D)	(D)	-	-	-
	Payroll, annual (\$1,000) .....	(D)	(D)	(D)	(D)	(D)	(D)	(D)	-	-	-
114	Fishing, hunting & trapping										
	Number of employees .....	388	102	(D)	(D)	(D)	-	(D)	-	-	-
	Payroll, annual (\$1,000) .....	21 789	7 205	(D)	(D)	(D)	-	(D)	-	-	-
115	Agriculture & forestry support activities										
	Number of employees .....	(B)	(D)	(D)	-	(D)	-	-	-	-	-
	Payroll, annual (\$1,000) .....	(D)	(D)	(D)	-	(D)	-	-	-	-	-
<b>21</b>	<b>MINING</b>										
	<b>Number of employees</b> .....	<b>6 916</b>	<b>89</b>	<b>(D)</b>	<b>(D)</b>	<b>482</b>	<b>790</b>	<b>1 557</b>	<b>2 055</b>	<b>(D)</b>	<b>-</b>
	<b>Payroll, annual (\$1,000)</b> .....	<b>637 489</b>	<b>10 905</b>	<b>(D)</b>	<b>(D)</b>	<b>43 633</b>	<b>68 811</b>	<b>125 006</b>	<b>179 743</b>	<b>(D)</b>	<b>-</b>
211	Oil & gas extraction										
	Number of employees .....	1 790	9	(D)	(D)	176	(D)	(D)	(D)	(D)	-
	Payroll, annual (\$1,000) .....	227 398	3 433	(D)	(D)	23 549	(D)	(D)	(D)	(D)	-
212	Mining (except oil & gas)										
	Number of employees .....	1 330	42	(D)	(D)	(D)	(D)	(D)	(D)	(D)	-
	Payroll, annual (\$1,000) .....	96 254	4 167	(D)	(D)	(D)	(D)	(D)	(D)	(D)	-
213	Mining support activities										
	Number of employees .....	3 796	38	(D)	118	(D)	512	(D)	836	(D)	-
	Payroll, annual (\$1,000) .....	313 837	3 305	(D)	6 958	(D)	42 510	(D)	73 118	(D)	-
<b>22</b>	<b>UTILITIES</b>										
	<b>Number of employees</b> .....	<b>1 666</b>	<b>(D)</b>	<b>124</b>	<b>158</b>	<b>282</b>	<b>454</b>	<b>(D)</b>	<b>(D)</b>	<b>-</b>	<b>-</b>
	<b>Payroll, annual (\$1,000)</b> .....	<b>113 488</b>	<b>(D)</b>	<b>4 948</b>	<b>10 384</b>	<b>16 885</b>	<b>34 870</b>	<b>(D)</b>	<b>(D)</b>	<b>-</b>	<b>-</b>
221	Utilities										
	Number of employees .....	1 666	(D)	124	158	282	454	(D)	(D)	-	-
	Payroll, annual (\$1,000) .....	113 488	(D)	4 948	10 384	16 885	34 870	(D)	(D)	-	-
<b>23</b>	<b>CONSTRUCTION</b>										
	<b>Number of employees</b> .....	<b>16 267</b>	<b>2 414</b>	<b>2 530</b>	<b>3 034</b>	<b>3 362</b>	<b>1 810</b>	<b>(D)</b>	<b>-</b>	<b>(D)</b>	<b>(D)</b>
	<b>Payroll, annual (\$1,000)</b> .....	<b>1 006 762</b>	<b>150 806</b>	<b>123 823</b>	<b>187 263</b>	<b>228 172</b>	<b>110 227</b>	<b>(D)</b>	<b>-</b>	<b>(D)</b>	<b>(D)</b>
236	Construction of Buildings										
	Number of employees .....	5 423	806	744	789	988	713	(D)	-	-	(D)
	Payroll, annual (\$1,000) .....	297 924	40 708	30 730	53 314	70 160	39 387	(D)	-	-	(D)
237	Heavy and Civil Engineering Construction										
	Number of employees .....	3 336	257	248	389	690	388	(D)	-	(D)	-
	Payroll, annual (\$1,000) .....	300 352	28 622	21 476	28 931	69 756	36 131	(D)	-	(D)	-
238	Specialty Trade Contractors										
	Number of employees .....	7 508	1 351	1 538	1 856	1 684	709	370	-	-	-
	Payroll, annual (\$1,000) .....	408 486	81 476	71 617	105 018	88 256	34 709	27 410	-	-	-
<b>31-33</b>	<b>MANUFACTURING</b>										
	<b>Number of employees</b> .....	<b>9 934</b>	<b>462</b>	<b>658</b>	<b>785</b>	<b>1 169</b>	<b>(D)</b>	<b>(D)</b>	<b>2 157</b>	<b>(D)</b>	<b>(D)</b>
	<b>Payroll, annual (\$1,000)</b> .....	<b>369 312</b>	<b>28 703</b>	<b>35 232</b>	<b>35 178</b>	<b>48 725</b>	<b>(D)</b>	<b>(D)</b>	<b>78 494</b>	<b>(D)</b>	<b>(D)</b>
311	Food mfg										
	Number of employees .....	6 989	84	170	214	(D)	(D)	1 729	(D)	(D)	(D)
	Payroll, annual (\$1,000) .....	220 116	13 620	15 376	13 013	(D)	(D)	40 808	(D)	(D)	(D)
312	Beverage & tobacco product mfg										
	Number of employees .....	(B)	(D)	(D)	(D)	-	(D)	-	-	-	-
	Payroll, annual (\$1,000) .....	(D)	(D)	(D)	(D)	-	(D)	-	-	-	-
314	Textile product mills										
	Number of employees .....	(B)	(D)	-	(D)	(D)	-	-	-	-	-
	Payroll, annual (\$1,000) .....	(D)	(D)	-	(D)	(D)	-	-	-	-	-
315	Apparel manufacturing										
	Number of employees .....	(B)	(D)	-	(D)	-	-	-	-	-	-
	Payroll, annual (\$1,000) .....	(D)	(D)	-	(D)	-	-	-	-	-	-
316	Leather & allied product mfg										
	Number of employees .....	(A)	(D)	(D)	(D)	-	-	-	-	-	-
	Payroll, annual (\$1,000) .....	(D)	(D)	(D)	(D)	-	-	-	-	-	-
321	Wood product mfg										
	Number of employees .....	136	(D)	(D)	(D)	(D)	-	-	-	-	-
	Payroll, annual (\$1,000) .....	4 560	(D)	(D)	(D)	(D)	-	-	-	-	-
322	Paper mfg										
	Number of employees .....	(B)	-	(D)	-	-	-	-	-	-	-
	Payroll, annual (\$1,000) .....	(D)	-	(D)	-	-	-	-	-	-	-
323	Printing & related support activities										
	Number of employees .....	395	62	(D)	(D)	150	-	-	-	-	-
	Payroll, annual (\$1,000) .....	13 326	2 061	(D)	(D)	5 636	-	-	-	-	-

See footnotes at end of table.

**Table 3. The State—Employees and Annual Payroll by Employment-Size Class: 2003—Con.**

[Excludes most government employees, railroad employees, and self-employed persons. Size class 1 to 4 includes establishments with payroll, but no employees, during mid-March pay period. (D) denotes figures withheld to avoid disclosing data for individual companies; the data are included in broader industry totals. For explanation of terms, abbreviations, and data reliability/comparability, see introductory text]

NAICS code	Major group	Total	Employment-size class								
			1 to 4	5 to 9	10 to 19	20 to 49	50 to 99	100 to 249	250 to 499	500 to 999	1,000 or more
<b>31-33</b>	<b>MANUFACTURING—Con.</b>										
324	Petroleum & coal products mfg										
	Number of employees .....	466	(D)	(D)	(D)	(D)	—	(D)	—	—	—
	Payroll, annual (\$1,000) .....	40 907	(D)	(D)	(D)	(D)	—	(D)	—	—	—
325	Chemical mfg										
	Number of employees .....	(E)	(D)	(D)	—	—	—	—	(D)	—	—
	Payroll, annual (\$1,000) .....	(D)	(D)	(D)	—	—	—	—	(D)	—	—
326	Plastics & rubber products mfg										
	Number of employees .....	127	(D)	(D)	(D)	(D)	—	—	—	—	—
	Payroll, annual (\$1,000) .....	5 537	(D)	(D)	(D)	(D)	—	—	—	—	—
327	Nonmetallic mineral product mfg										
	Number of employees .....	(C)	(D)	80	(D)	(D)	—	—	—	—	—
	Payroll, annual (\$1,000) .....	(D)	(D)	5 403	(D)	(D)	—	—	—	—	—
331	Primary metal mfg										
	Number of employees .....	(A)	(D)	—	—	—	—	—	—	—	—
	Payroll, annual (\$1,000) .....	(D)	(D)	—	—	—	—	—	—	—	—
332	Fabricated metal product mfg										
	Number of employees .....	344	42	100	64	138	—	—	—	—	—
	Payroll, annual (\$1,000) .....	14 708	1 586	4 103	2 708	6 311	—	—	—	—	—
333	Machinery mfg										
	Number of employees .....	79	(D)	(D)	(D)	(D)	—	—	—	—	—
	Payroll, annual (\$1,000) .....	4 222	(D)	(D)	(D)	(D)	—	—	—	—	—
334	Computer & electronic product mfg										
	Number of employees .....	(B)	(D)	—	(D)	(D)	—	—	—	—	—
	Payroll, annual (\$1,000) .....	(D)	(D)	—	(D)	(D)	—	—	—	—	—
335	Electrical equip, appliance & component mfg										
	Number of employees .....	(A)	(D)	—	—	—	—	—	—	—	—
	Payroll, annual (\$1,000) .....	(D)	(D)	—	—	—	—	—	—	—	—
336	Transportation equipment mfg										
	Number of employees .....	(E)	(D)	26	(D)	(D)	(D)	(D)	—	—	—
	Payroll, annual (\$1,000) .....	(D)	(D)	582	(D)	(D)	(D)	(D)	—	—	—
337	Furniture & related product mfg										
	Number of employees .....	145	(D)	(D)	(D)	—	—	—	—	—	—
	Payroll, annual (\$1,000) .....	3 158	(D)	(D)	(D)	—	—	—	—	—	—
339	Miscellaneous mfg										
	Number of employees .....	(C)	(D)	(D)	(D)	(D)	—	—	—	—	—
	Payroll, annual (\$1,000) .....	(D)	(D)	(D)	(D)	(D)	—	—	—	—	—
<b>42</b>	<b>WHOLESALE TRADE</b>										
	Number of employees .....	7 472	582	963	1 812	2 416	819	(D)	(D)	—	—
	Payroll, annual (\$1,000) .....	325 782	29 083	48 641	73 405	106 135	29 692	(D)	(D)	—	—
423	Merchant Wholesalers, Durable Goods										
	Number of employees .....	4 271	299	646	1 059	(D)	(D)	(D)	(D)	—	—
	Payroll, annual (\$1,000) .....	197 639	13 749	33 174	43 796	(D)	(D)	(D)	(D)	—	—
424	Merchant Wholesalers, Nondurable Goods										
	Number of employees .....	3 040	(D)	(D)	(D)	(D)	(D)	(D)	—	—	—
	Payroll, annual (\$1,000) .....	122 462	(D)	(D)	(D)	(D)	(D)	(D)	—	—	—
425	Wholesale Electronic Markets and Agents and Brokers										
	Number of employees .....	161	(D)	(D)	(D)	(D)	—	—	—	—	—
	Payroll, annual (\$1,000) .....	5 681	(D)	(D)	(D)	(D)	—	—	—	—	—
<b>44-45</b>	<b>RETAIL TRADE</b>										
	Number of employees .....	33 625	2 354	4 531	4 957	5 824	(D)	7 601	(D)	—	—
	Payroll, annual (\$1,000) .....	852 875	67 231	104 012	119 199	159 615	(D)	194 037	(D)	—	—
441	Motor vehicle & parts dealers										
	Number of employees .....	4 767	250	451	795	1 119	802	1 350	—	—	—
	Payroll, annual (\$1,000) .....	184 228	11 426	13 912	24 008	41 042	32 807	61 033	—	—	—
442	Furniture & home furnishing stores										
	Number of employees .....	791	(D)	(D)	(D)	(D)	—	—	—	—	—
	Payroll, annual (\$1,000) .....	22 158	(D)	(D)	(D)	(D)	—	—	—	—	—
443	Electronics & appliance stores										
	Number of employees .....	792	(D)	204	(D)	(D)	(D)	(D)	—	—	—
	Payroll, annual (\$1,000) .....	20 228	(D)	5 388	(D)	(D)	(D)	(D)	—	—	—
444	Bldg material & garden equip & supp dealers										
	Number of employees .....	2 537	(D)	308	461	778	(D)	(D)	—	—	—
	Payroll, annual (\$1,000) .....	84 939	(D)	10 512	17 954	25 689	(D)	(D)	—	—	—
445	Food & beverage stores										
	Number of employees .....	7 108	270	748	745	(D)	(D)	(D)	—	—	—
	Payroll, annual (\$1,000) .....	157 590	6 234	15 487	13 491	(D)	(D)	(D)	—	—	—
446	Health & personal care stores										
	Number of employees .....	911	(D)	183	(D)	349	(D)	—	—	—	—
	Payroll, annual (\$1,000) .....	29 557	(D)	6 212	(D)	10 796	(D)	—	—	—	—
447	Gasoline stations										
	Number of employees .....	1 745	152	672	663	258	—	—	—	—	—
	Payroll, annual (\$1,000) .....	37 438	3 549	13 558	14 368	5 963	—	—	—	—	—
448	Clothing & clothing accessories stores										
	Number of employees .....	2 035	229	515	421	(D)	(D)	—	(D)	—	—
	Payroll, annual (\$1,000) .....	44 698	7 813	10 092	8 491	(D)	(D)	—	(D)	—	—

See footnotes at end of table.

**Table 3. The State—Employees and Annual Payroll by Employment-Size Class: 2003—Con.**

[Excludes most government employees, railroad employees, and self-employed persons. Size class 1 to 4 includes establishments with payroll, but no employees, during mid-March pay period. (D) denotes figures withheld to avoid disclosing data for individual companies; the data are included in broader industry totals. For explanation of terms, abbreviations, and data reliability/comparability, see introductory text]

NAICS code	Major group	Total	Employment-size class									
			1 to 4	5 to 9	10 to 19	20 to 49	50 to 99	100 to 249	250 to 499	500 to 999	1,000 or more	
<b>44-45</b>	<b>RETAIL TRADE—Con.</b>											
451	Sporting goods, hobby, book & music stores											
	Number of employees .....	1 545	(D)	(D)	(D)	342	(D)	(D)	—	—	—	—
	Payroll, annual (\$1,000) .....	25 786	(D)	(D)	(D)	6 211	(D)	(D)	—	—	—	—
452	General merchandise stores											
	Number of employees .....	8 223	(D)	(D)	(D)	(D)	(D)	(D)	(D)	—	—	—
	Payroll, annual (\$1,000) .....	170 320	(D)	(D)	(D)	(D)	(D)	(D)	(D)	—	—	—
453	Miscellaneous store retailers											
	Number of employees .....	2 156	478	691	442	545	—	—	—	—	—	—
	Payroll, annual (\$1,000) .....	43 913	12 317	12 155	8 165	11 276	—	—	—	—	—	—
454	Nonstore retailers											
	Number of employees .....	1 015	(D)	(D)	252	379	(D)	—	—	—	—	—
	Payroll, annual (\$1,000) .....	32 020	(D)	(D)	8 325	12 721	(D)	—	—	—	—	—
<b>48-49</b>	<b>TRANSPORTATION &amp; WAREHOUSING</b>											
	<b>Number of employees .....</b>	<b>17 561</b>	<b>869</b>	<b>1 029</b>	<b>1 778</b>	<b>3 210</b>	<b>2 119</b>	<b>3 819</b>	<b>(D)</b>	<b>(D)</b>	<b>(D)</b>	<b>(D)</b>
	<b>Payroll, annual (\$1,000) .....</b>	<b>881 977</b>	<b>46 540</b>	<b>43 195</b>	<b>68 941</b>	<b>147 398</b>	<b>95 967</b>	<b>180 850</b>	<b>(D)</b>	<b>(D)</b>	<b>(D)</b>	<b>(D)</b>
481	Air transportation											
	Number of employees .....	6 259	172	257	377	847	974	1 469	(D)	—	(D)	—
	Payroll, annual (\$1,000) .....	317 889	8 437	9 538	14 394	39 891	41 762	69 151	(D)	—	(D)	—
483	Water transportation											
	Number of employees .....	601	39	82	(D)	106	(D)	(D)	—	—	—	—
	Payroll, annual (\$1,000) .....	36 306	2 877	7 337	(D)	4 232	(D)	(D)	—	—	—	—
484	Truck transportation											
	Number of employees .....	2 876	208	(D)	(D)	851	348	(D)	(D)	—	—	—
	Payroll, annual (\$1,000) .....	139 373	8 746	(D)	(D)	34 255	15 789	(D)	(D)	—	—	—
485	Transit & ground passenger transportation											
	Number of employees .....	1 334	(D)	(D)	146	171	214	(D)	(D)	—	—	—
	Payroll, annual (\$1,000) .....	24 513	(D)	(D)	2 280	2 354	6 540	(D)	(D)	—	—	—
486	Pipeline transportation											
	Number of employees .....	(F)	(D)	(D)	—	(D)	(D)	(D)	(D)	—	—	—
	Payroll, annual (\$1,000) .....	(D)	(D)	(D)	—	(D)	(D)	(D)	(D)	—	—	—
487	Scenic & sightseeing transportation											
	Number of employees .....	593	95	(D)	124	244	(D)	—	—	—	—	—
	Payroll, annual (\$1,000) .....	34 848	10 295	(D)	6 066	12 967	(D)	—	—	—	—	—
488	Transportation support activities											
	Number of employees .....	2 553	188	198	369	434	(D)	970	(D)	—	—	—
	Payroll, annual (\$1,000) .....	96 801	10 382	8 140	13 749	16 368	(D)	35 609	(D)	—	—	—
492	Couriers & messengers											
	Number of employees .....	(G)	88	65	171	(D)	(D)	—	(D)	(D)	—	—
	Payroll, annual (\$1,000) .....	(D)	3 464	2 361	6 271	(D)	(D)	—	(D)	(D)	—	—
493	Warehousing & storage											
	Number of employees .....	(E)	(D)	(D)	(D)	(D)	(D)	(D)	—	—	—	—
	Payroll, annual (\$1,000) .....	(D)	(D)	(D)	(D)	(D)	(D)	(D)	—	—	—	—
<b>51</b>	<b>INFORMATION</b>											
	<b>Number of employees .....</b>	<b>7 016</b>	<b>(D)</b>	<b>505</b>	<b>(D)</b>	<b>1 198</b>	<b>1 282</b>	<b>1 534</b>	<b>1 324</b>	<b>—</b>	<b>—</b>	<b>—</b>
	<b>Payroll, annual (\$1,000) .....</b>	<b>323 143</b>	<b>(D)</b>	<b>19 043</b>	<b>(D)</b>	<b>60 512</b>	<b>54 750</b>	<b>70 915</b>	<b>71 005</b>	<b>—</b>	<b>—</b>	<b>—</b>
511	Publishing industries											
	Number of employees .....	1 216	(D)	60	(D)	(D)	(D)	(D)	(D)	—	—	—
	Payroll, annual (\$1,000) .....	41 471	(D)	2 468	(D)	(D)	(D)	(D)	(D)	—	—	—
512	Motion picture & sound recording industries											
	Number of employees .....	(E)	(D)	(D)	(D)	(D)	(D)	(D)	—	—	—	—
	Payroll, annual (\$1,000) .....	(D)	(D)	(D)	(D)	(D)	(D)	(D)	—	—	—	—
515	Broadcasting (except Internet)											
	Number of employees .....	949	(D)	(D)	(D)	(D)	(D)	(D)	—	—	—	—
	Payroll, annual (\$1,000) .....	31 051	(D)	(D)	(D)	(D)	(D)	(D)	—	—	—	—
516	Internet Publishing and Broadcasting											
	Number of employees .....	(A)	(D)	—	—	—	—	—	—	—	—	—
	Payroll, annual (\$1,000) .....	(D)	(D)	—	—	—	—	—	—	—	—	—
517	Telecommunications											
	Number of employees .....	3 983	(D)	233	363	(D)	675	989	(D)	—	—	—
	Payroll, annual (\$1,000) .....	231 429	(D)	10 948	19 605	(D)	35 546	55 164	(D)	—	—	—
518	Internet Service Providers, Web Search Portals, and Data Processing Serv											
	Number of employees .....	(E)	(D)	(D)	(D)	(D)	—	(D)	—	—	—	—
	Payroll, annual (\$1,000) .....	(D)	(D)	(D)	(D)	(D)	—	(D)	—	—	—	—
519	Other Information Services											
	Number of employees .....	(B)	(D)	(D)	—	—	—	—	—	—	—	—
	Payroll, annual (\$1,000) .....	(D)	(D)	(D)	—	—	—	—	—	—	—	—

See footnotes at end of table.

**Table 3. The State—Employees and Annual Payroll by Employment-Size Class: 2003—Con.**

[Excludes most government employees, railroad employees, and self-employed persons. Size class 1 to 4 includes establishments with payroll, but no employees, during mid-March pay period. (D) denotes figures withheld to avoid disclosing data for individual companies; the data are included in broader industry totals. For explanation of terms, abbreviations, and data reliability/comparability, see introductory text]

NAICS code	Major group	Total	Employment-size class									
			1 to 4	5 to 9	10 to 19	20 to 49	50 to 99	100 to 249	250 to 499	500 to 999	1,000 or more	
<b>52</b>	<b>FINANCE &amp; INSURANCE</b>											
	Number of employees .....	6 962	662	1 155	1 703	1 158	756	(D)	(D)	—	—	—
	Payroll, annual (\$1,000) .....	349 805	29 801	49 094	76 154	61 006	45 841	(D)	(D)	—	—	—
522	Credit intermediation & related activities											
	Number of employees .....	4 277	(D)	(D)	1 059	(D)	(D)	(D)	(D)	—	—	—
	Payroll, annual (\$1,000) .....	191 254	(D)	(D)	42 950	(D)	(D)	(D)	(D)	—	—	—
523	Security, commodity contracts & like activity											
	Number of employees .....	(F)	(D)	(D)	(D)	(D)	(D)	(D)	—	—	—	—
	Payroll, annual (\$1,000) .....	(D)	(D)	(D)	(D)	(D)	(D)	(D)	—	—	—	—
524	Insurance carriers & related activities											
	Number of employees .....	1 895	(D)	424	(D)	(D)	(D)	(D)	—	—	—	—
	Payroll, annual (\$1,000) .....	98 288	(D)	18 515	(D)	(D)	(D)	(D)	—	—	—	—
525	Funds, trusts, & other financial vehicles (part)											
	Number of employees .....	(B)	(D)	—	(D)	—	—	—	—	—	—	—
	Payroll, annual (\$1,000) .....	(D)	(D)	—	(D)	—	—	—	—	—	—	—
<b>53</b>	<b>REAL ESTATE &amp; RENTAL &amp; LEASING</b>											
	Number of employees .....	4 513	898	782	943	894	(D)	(D)	—	—	—	—
	Payroll, annual (\$1,000) .....	130 202	26 528	21 787	24 774	27 474	(D)	(D)	—	—	—	—
531	Real estate											
	Number of employees .....	(H)	(D)	(D)	340	559	(D)	(D)	—	—	—	—
	Payroll, annual (\$1,000) .....	(D)	(D)	(D)	11 340	18 058	(D)	(D)	—	—	—	—
532	Rental & leasing services											
	Number of employees .....	(G)	(D)	(D)	(D)	335	(D)	(D)	—	—	—	—
	Payroll, annual (\$1,000) .....	(D)	(D)	(D)	(D)	9 416	(D)	(D)	—	—	—	—
533	Lessors of other nonfinancial intangible asset											
	Number of employees .....	(B)	(D)	(D)	(D)	—	—	—	—	—	—	—
	Payroll, annual (\$1,000) .....	(D)	(D)	(D)	(D)	—	—	—	—	—	—	—
<b>54</b>	<b>PROFESSIONAL, SCIENTIFIC &amp; TECHNICAL SERVICES</b>											
	Number of employees .....	11 722	1 813	1 724	2 305	2 587	(D)	1 854	(D)	—	—	—
	Payroll, annual (\$1,000) .....	607 806	79 994	78 923	120 648	152 594	(D)	86 466	(D)	—	—	—
541	Professional, scientific & technical services											
	Number of employees .....	11 722	1 813	1 724	2 305	2 587	(D)	1 854	(D)	—	—	—
	Payroll, annual (\$1,000) .....	607 806	79 994	78 923	120 648	152 594	(D)	86 466	(D)	—	—	—
<b>55</b>	<b>MANAGEMENT OF COMPANIES &amp; ENTERPRISES</b>											
	Number of employees .....	2 800	(D)	116	351	762	412	(D)	(D)	—	—	—
	Payroll, annual (\$1,000) .....	230 876	(D)	6 964	22 157	40 914	29 842	(D)	(D)	—	—	—
551	Management of companies & enterprises											
	Number of employees .....	2 800	(D)	116	351	762	412	(D)	(D)	—	—	—
	Payroll, annual (\$1,000) .....	230 876	(D)	6 964	22 157	40 914	29 842	(D)	(D)	—	—	—
<b>56</b>	<b>ADMIN, SUPPORT, WASTE MGT, REMEDIATION SERVICES</b>											
	Number of employees .....	11 400	869	1 081	1 248	1 563	1 881	1 917	(D)	(D)	(D)	(D)
	Payroll, annual (\$1,000) .....	446 308	37 205	30 240	37 727	77 390	71 133	86 713	(D)	(D)	(D)	(D)
561	Administrative & support services											
	Number of employees .....	10 384	778	(D)	1 066	1 317	1 620	(D)	(D)	(D)	(D)	(D)
	Payroll, annual (\$1,000) .....	394 606	33 351	(D)	25 895	64 379	59 851	(D)	(D)	(D)	(D)	(D)
562	Waste management & remediation services											
	Number of employees .....	1 016	91	(D)	182	246	261	(D)	—	—	—	—
	Payroll, annual (\$1,000) .....	51 702	3 854	(D)	11 832	13 011	11 282	(D)	—	—	—	—
<b>61</b>	<b>EDUCATIONAL SERVICES</b>											
	Number of employees .....	2 740	(D)	(D)	446	504	472	830	—	—	—	—
	Payroll, annual (\$1,000) .....	63 131	(D)	(D)	8 704	9 787	12 185	21 683	—	—	—	—
611	Educational services											
	Number of employees .....	2 740	(D)	(D)	446	504	472	830	—	—	—	—
	Payroll, annual (\$1,000) .....	63 131	(D)	(D)	8 704	9 787	12 185	21 683	—	—	—	—
<b>62</b>	<b>HEALTH CARE AND SOCIAL ASSISTANCE</b>											
	Number of employees .....	37 352	1 697	3 218	3 551	4 763	2 819	3 857	4 773	5 764	6 910	6 910
	Payroll, annual (\$1,000) .....	1 550 436	84 070	136 919	150 486	152 954	95 248	130 963	173 064	263 142	363 590	363 590
621	Ambulatory health care services											
	Number of employees .....	10 057	(D)	2 240	2 064	2 148	1 277	(D)	—	—	—	—
	Payroll, annual (\$1,000) .....	500 268	(D)	117 168	117 535	97 358	53 718	(D)	—	—	—	—
622	Hospitals											
	Number of employees .....	(J)	(D)	—	—	—	(D)	(D)	(D)	3 276	6 910	6 910
	Payroll, annual (\$1,000) .....	(D)	(D)	—	—	—	(D)	(D)	(D)	146 762	363 590	363 590
623	Nursing & residential care facilities											
	Number of employees .....	(H)	(D)	(D)	377	591	(D)	(D)	(D)	—	—	—
	Payroll, annual (\$1,000) .....	(D)	(D)	(D)	9 266	13 720	(D)	(D)	(D)	—	—	—

See footnotes at end of table.



**Table 3. The State—Employees and Annual Payroll by Employment-Size Class: 2003—Con.**

[Excludes most government employees, railroad employees, and self-employed persons. Size class 1 to 4 includes establishments with payroll, but no employees, during mid-March pay period. (D) denotes figures withheld to avoid disclosing data for individual companies; the data are included in broader industry totals. For explanation of terms, abbreviations, and data reliability/comparability, see introductory text]

NAICS code	Major group	Total	Employment-size class								
			1 to 4	5 to 9	10 to 19	20 to 49	50 to 99	100 to 249	250 to 499	500 to 999	1,000 or more
<b>62</b>	<b>HEALTH CARE AND SOCIAL ASSISTANCE—Con.</b>										
624	Social assistance										
	Number of employees .....	9 793	(D)	(D)	1 110	2 024	767	1 481	(D)	2 488	—
	Payroll, annual (\$1,000) .....	275 333	(D)	(D)	23 685	41 876	16 292	38 784	(D)	116 380	—
<b>71</b>	<b>ARTS, ENTERTAINMENT &amp; RECREATION</b>										
	<b>Number of employees .....</b>	<b>4 044</b>	<b>334</b>	<b>414</b>	<b>(D)</b>	<b>998</b>	<b>(D)</b>	<b>(D)</b>	<b>912</b>	<b>—</b>	<b>—</b>
	<b>Payroll, annual (\$1,000) .....</b>	<b>66 981</b>	<b>16 227</b>	<b>8 366</b>	<b>(D)</b>	<b>15 619</b>	<b>(D)</b>	<b>(D)</b>	<b>7 610</b>	<b>—</b>	<b>—</b>
711	Performing arts, spectator sports & related industries										
	Number of employees .....	803	77	(D)	(D)	137	(D)	—	(D)	—	—
	Payroll, annual (\$1,000) .....	14 226	2 937	(D)	(D)	2 820	(D)	—	(D)	—	—
712	Museums, historical sites & like institutions										
	Number of employees .....	216	38	(D)	(D)	105	—	—	—	—	—
	Payroll, annual (\$1,000) .....	5 921	720	(D)	(D)	3 183	—	—	—	—	—
713	Amusement, gambling & recreation industries										
	Number of employees .....	3 025	219	324	407	756	(D)	(D)	(D)	—	—
	Payroll, annual (\$1,000) .....	46 834	12 570	4 978	6 116	9 616	(D)	(D)	(D)	—	—
<b>72</b>	<b>ACCOMMODATION &amp; FOOD SERVICES</b>										
	<b>Number of employees .....</b>	<b>23 205</b>	<b>1 189</b>	<b>2 305</b>	<b>4 082</b>	<b>6 878</b>	<b>4 195</b>	<b>2 481</b>	<b>(D)</b>	<b>(D)</b>	<b>—</b>
	<b>Payroll, annual (\$1,000) .....</b>	<b>422 840</b>	<b>45 558</b>	<b>34 045</b>	<b>63 369</b>	<b>106 770</b>	<b>68 496</b>	<b>52 993</b>	<b>(D)</b>	<b>(D)</b>	<b>—</b>
721	Accommodation										
	Number of employees .....	6 014	305	(D)	562	(D)	1 299	661	(D)	—	—
	Payroll, annual (\$1,000) .....	135 238	21 182	(D)	16 269	(D)	24 390	15 274	(D)	—	—
722	Food services & drinking places										
	Number of employees .....	17 191	884	(D)	3 520	(D)	2 896	1 820	—	(D)	—
	Payroll, annual (\$1,000) .....	287 602	24 376	(D)	47 100	(D)	44 106	37 719	—	(D)	—
<b>81</b>	<b>OTHER SERVICES (EXCEPT PUBLIC ADMINISTRATION)</b>										
	<b>Number of employees .....</b>	<b>10 409</b>	<b>2 085</b>	<b>2 571</b>	<b>2 518</b>	<b>1 459</b>	<b>812</b>	<b>964</b>	<b>—</b>	<b>—</b>	<b>—</b>
	<b>Payroll, annual (\$1,000) .....</b>	<b>256 340</b>	<b>51 626</b>	<b>64 899</b>	<b>63 629</b>	<b>39 357</b>	<b>16 107</b>	<b>20 722</b>	<b>—</b>	<b>—</b>	<b>—</b>
811	Repair & maintenance										
	Number of employees .....	2 653	665	799	(D)	(D)	(D)	(D)	—	—	—
	Payroll, annual (\$1,000) .....	85 513	19 163	27 537	(D)	(D)	(D)	(D)	—	—	—
812	Personal & laundry services										
	Number of employees .....	2 209	369	522	(D)	407	(D)	(D)	—	—	—
	Payroll, annual (\$1,000) .....	42 942	6 851	9 194	(D)	7 571	(D)	(D)	—	—	—
813	Religious, grantmaking, civic, prof & like organizations										
	Number of employees .....	5 547	1 051	1 250	1 218	(D)	(D)	(D)	—	—	—
	Payroll, annual (\$1,000) .....	127 885	25 612	28 168	27 644	(D)	(D)	(D)	—	—	—
<b>99</b>	<b>UNCLASSIFIED ESTABLISHMENTS</b>										
	<b>Number of employees .....</b>	<b>(B)</b>	<b>(D)</b>	<b>(D)</b>	<b>(D)</b>	<b>—</b>	<b>—</b>	<b>—</b>	<b>—</b>	<b>—</b>	<b>—</b>
	<b>Payroll, annual (\$1,000) .....</b>	<b>(D)</b>	<b>(D)</b>	<b>(D)</b>	<b>(D)</b>	<b>—</b>	<b>—</b>	<b>—</b>	<b>—</b>	<b>—</b>	<b>—</b>

Note: Employment-size classes are indicated as follows: A—0 to 19; B—20 to 99; C—100 to 249; E—250 to 499; F—500 to 999; G—1,000 to 2,499; H—2,500 to 4,999; I—5,000 to 9,999; J—10,000 to 24,999; K—25,000 to 49,999; L—50,000 to 99,999; M—100,000 or more.

**Table 4. The State—Establishments With 1,000 Employees or More by Major Group and Employment-Size Class: 2003**

[Excludes most government employees, railroad employees, and self-employed persons. For explanation of terms and statement on reliability, see introductory text]

NAICS code	Major group	Total number of establishments	Number of establishments by employment-size class			
			1,000 to 1,499	1,500 to 2,499	2,500 to 4,999	5,000 or more
	<b>Total</b> .....	<b>8</b>	<b>7</b>	—	<b>1</b>	—
<b>23</b>	<b>Construction</b> .....	<b>1</b>	<b>1</b>	—	—	—
236	Construction of Buildings .....	1	1	—	—	—
<b>31-33</b>	<b>Manufacturing</b> .....	<b>1</b>	<b>1</b>	—	—	—
311	Food mfg .....	1	1	—	—	—
<b>48-49</b>	<b>Transportation &amp; warehousing</b> .....	<b>1</b>	<b>1</b>	—	—	—
481	Air transportation .....	1	1	—	—	—
<b>56</b>	<b>Admin, support, waste mgt, remediation services</b> .....	<b>1</b>	<b>1</b>	—	—	—
561	Administrative & support services .....	1	1	—	—	—
<b>62</b>	<b>Health care and social assistance</b> .....	<b>4</b>	<b>3</b>	—	<b>1</b>	—
622	Hospitals .....	4	3	—	1	—

**Table 5. The State—Employees, Payroll, and Establishments by Boroughs and Census Areas: 2003 and 2002**

[Excludes most government employees, railroad employees, and self-employed persons. (D) denotes figures withheld to avoid disclosing data for individual companies; the data are included in broader industry totals. For explanation of terms, statement on reliability, and comparability with other data, see introductory text]

Boroughs and Census Areas	2003				2002			
	Number of establishments	Number of employees for week including March 12	Payroll (\$1,000)		Number of establishments	Number of employees for week including March 12	Payroll (\$1,000)	
			First quarter	Annual			First quarter	Annual
<b>Total</b> .....	<b>19 176</b>	<b>216 807</b>	<b>1 966 782</b>	<b>8 694 257</b>	<b>18 856</b>	<b>213 600</b>	<b>1 930 387</b>	<b>8 438 954</b>
Aleutians East .....	44	1 402	14 365	44 548	44	1 913	12 971	38 288
Aleutians West .....	125	3 923	31 150	102 260	121	4 598	28 212	91 437
Anchorage .....	8 142	119 416	1 199 594	5 196 105	8 036	116 914	1 183 042	5 085 149
Bethel .....	228	3 681	25 136	117 172	228	3 643	23 640	109 350
Bristol Bay .....	71	296	2 798	19 086	67	304	2 638	19 800
Denali .....	83	389	4 160	28 330	79	318	4 319	23 656
Dillingham .....	95	1 131	9 742	44 884	92	1 141	9 130	40 091
Fairbanks North Star .....	2 332	25 206	195 130	921 553	2 263	24 597	189 444	873 953
Haines .....	116	456	2 561	15 779	110	390	2 322	13 516
Juneau .....	1 082	9 892	73 997	338 506	1 094	9 789	71 193	331 977
Kenai Peninsula .....	1 858	12 923	96 454	440 627	1 839	11 900	92 871	426 119
Ketchikan Gateway .....	559	4 526	32 716	158 268	560	4 683	35 771	169 738
Kodiak Island .....	459	3 932	27 765	126 161	448	4 200	28 017	124 744
Lake and Peninsula .....	57	110	722	8 951	52	124	885	6 296
Matanuska-Susitna .....	1 649	11 028	71 900	346 262	1 577	10 221	65 477	317 576
Nome .....	183	1 805	14 120	59 255	189	1 929	14 568	60 275
North Slope .....	136	2 048	26 007	98 873	140	1 934	20 779	83 479
Northwest Arctic .....	72	1 681	19 369	83 195	81	1 842	19 354	86 747
Prince of Wales-Outer Ketchikan .....	165	1 027	4 663	25 057	159	797	4 371	22 738
Sitka .....	402	3 070	20 662	95 213	398	3 138	21 183	95 636
Skagway-Hoonah-Angoon .....	195	677	3 334	28 616	177	546	2 964	25 912
Southeast Fairbanks .....	160	761	4 664	24 294	151	634	3 679	19 902
Valdez-Cordova .....	454	2 776	32 181	137 916	445	2 730	30 876	136 548
Wade Hampton .....	59	637	2 211	9 890	57	598	2 175	9 298
Wrangell-Petersburg .....	274	1 557	10 054	53 112	267	1 590	10 385	50 448
Yakutat Borough .....	35	182	1 136	7 417	35	226	1 571	9 309
Yukon-Koyukuk .....	115	523	2 322	16 133	124	591	2 623	15 636
<b>Statewide</b> .....	<b>26</b>	<b>1 752</b>	<b>37 869</b>	<b>146 794</b>	<b>23</b>	<b>2 310</b>	<b>45 927</b>	<b>151 336</b>

Note: Employment-size classes are indicated as follows: A—0 to 19; B—20 to 99; C—100 to 249; E—250 to 499; F—500 to 999; G—1,000 to 2,499; H—2,500 to 4,999; I—5,000 to 9,999; J—10,000 to 24,999; K—25,000 to 49,999; L—50,000 to 99,999; M—100,000 or more.

**Table 6. Boroughs and Census Areas—Employees, Payroll, and Establishments by Industry: 2003**

[Excludes most government employees, railroad employees, and self-employed persons. Size class 1 to 4 includes establishments with payroll, but no employees, during mid-March pay period. (D) denotes figures withheld to avoid disclosing data for individual companies; the data are included in broader industry totals. Detailed industries with 100 or more employees are shown if industry was not a (D). For explanation of terms, abbreviations, and data reliability/comparability, see introductory text]

NAICS code	Industry	Number of employees for week including March 12	Payroll (\$1,000)		Total number of establishments	Number of establishments by employment-size class								
			First quarter	Annual		1 to 4	5 to 9	10 to 19	20 to 49	50 to 99	100 to 249	250 to 499	500 to 999	1,000 or more
<b>ALEUTIANS EAST</b>														
	<b>Total</b> .....	<b>1 402</b>	<b>14 365</b>	<b>44 548</b>	<b>44</b>	<b>26</b>	<b>11</b>	<b>2</b>	<b>2</b>	<b>-</b>	<b>-</b>	<b>3</b>	<b>-</b>	<b>-</b>
11	<b>Forestry, fishing, hunting, and agriculture support</b> .....	(A)	(D)	(D)	2	2	-	-	-	-	-	-	-	-
22	<b>Utilities</b> .....	(A)	(D)	(D)	2	-	2	-	-	-	-	-	-	-
31-33	<b>Manufacturing</b> .....	(G)	(D)	(D)	5	2	-	-	-	-	-	3	-	-
311	Food mfg .....	(G)	(D)	(D)	5	2	-	-	-	-	-	3	-	-
3117	Seafood product preparation & packaging .....	(G)	(D)	(D)	5	2	-	-	-	-	-	3	-	-
31171	Seafood product preparation & packaging .....	(G)	(D)	(D)	5	2	-	-	-	-	-	3	-	-
42	<b>Wholesale trade</b> .....	(A)	(D)	(D)	2	2	-	-	-	-	-	-	-	-
44-45	<b>Retail trade</b> .....	(B)	(D)	(D)	7	2	4	1	-	-	-	-	-	-
48-49	<b>Transportation &amp; warehousing</b> .....	(B)	(D)	(D)	3	1	1	1	-	-	-	-	-	-
51	<b>Information</b> .....	6	39	122	3	3	-	-	-	-	-	-	-	-
52	<b>Finance &amp; insurance</b> .....	(A)	(D)	(D)	1	-	1	-	-	-	-	-	-	-
53	<b>Real estate &amp; rental &amp; leasing</b> .....	(A)	(D)	(D)	2	2	-	-	-	-	-	-	-	-
55	<b>Management of companies &amp; enterprises</b> .....	(A)	(D)	(D)	1	1	-	-	-	-	-	-	-	-
62	<b>Health care and social assistance</b> .....	(B)	(D)	(D)	6	4	-	-	2	-	-	-	-	-
72	<b>Accommodation &amp; food services</b> .....	28	75	268	9	6	3	-	-	-	-	-	-	-
81	<b>Other services (except public administration)</b> .....	(A)	(D)	(D)	1	1	-	-	-	-	-	-	-	-
<b>ALEUTIANS WEST</b>														
	<b>Total</b> .....	<b>3 923</b>	<b>31 150</b>	<b>102 260</b>	<b>125</b>	<b>69</b>	<b>27</b>	<b>7</b>	<b>11</b>	<b>2</b>	<b>6</b>	<b>1</b>	<b>1</b>	<b>1</b>
11	<b>Forestry, fishing, hunting, and agriculture support</b> .....	146	1 575	4 867	7	6	-	-	-	-	1	-	-	-
114	Fishing, hunting & trapping .....	146	1 575	4 867	7	6	-	-	-	-	1	-	-	-
1141	Fishing .....	146	1 575	4 867	7	6	-	-	-	-	1	-	-	-
11411	Fishing .....	146	1 575	4 867	7	6	-	-	-	-	1	-	-	-
22	<b>Utilities</b> .....	(A)	(D)	(D)	1	1	-	-	-	-	-	-	-	-
23	<b>Construction</b> .....	(A)	(D)	(D)	5	4	1	-	-	-	-	-	-	-
31-33	<b>Manufacturing</b> .....	2 644	19 958	59 534	10	2	1	-	1	-	3	1	1	1
311	Food mfg .....	2 644	19 958	59 534	10	2	1	-	1	-	3	1	1	1
3117	Seafood product preparation & packaging .....	2 644	19 958	59 534	10	2	1	-	1	-	3	1	1	1
31171	Seafood product preparation & packaging .....	2 644	19 958	59 534	10	2	1	-	1	-	3	1	1	1
311712	Fresh & frozen seafood processing .....	2 644	19 958	59 534	10	2	1	-	1	-	3	1	1	1
42	<b>Wholesale trade</b> .....	48	663	2 719	9	5	3	1	-	-	-	-	-	-
44-45	<b>Retail trade</b> .....	158	1 112	4 071	19	12	4	1	1	1	-	-	-	-
445	Food & beverage stores .....	(C)	(D)	(D)	8	4	1	1	1	1	-	-	-	-
4451	Grocery stores .....	(C)	(D)	(D)	7	3	1	1	1	1	-	-	-	-
44511	Grocery (except convenience) stores .....	(C)	(D)	(D)	7	3	1	1	1	1	-	-	-	-
48-49	<b>Transportation &amp; warehousing</b> .....	557	4 853	18 918	23	9	5	1	6	-	2	-	-	-
483	Water transportation .....	(C)	(D)	(D)	3	1	1	-	-	-	1	-	-	-
4831	Deep sea, coastal & Great Lakes water trans .....	(C)	(D)	(D)	3	1	1	-	-	-	1	-	-	-
48311	Deep sea, coastal & Great Lakes water trans .....	(C)	(D)	(D)	3	1	1	-	-	-	1	-	-	-
488	Transportation support activities .....	284	1 564	5 729	12	6	1	1	3	-	1	-	-	-
4883	Water transportation support activities .....	(E)	(D)	(D)	7	2	-	1	3	-	1	-	-	-
48832	Marine cargo handling .....	268	1 402	5 142	5	-	-	1	3	-	1	-	-	-
488320	Marine cargo handling .....	268	1 402	5 142	5	-	-	1	3	-	1	-	-	-
51	<b>Information</b> .....	11	57	233	5	4	1	-	-	-	-	-	-	-
52	<b>Finance &amp; insurance</b> .....	(A)	(D)	(D)	2	2	-	-	-	-	-	-	-	-
53	<b>Real estate &amp; rental &amp; leasing</b> .....	53	591	2 127	4	1	1	1	1	-	-	-	-	-
54	<b>Professional, scientific &amp; technical services</b> .....	(A)	(D)	(D)	1	1	-	-	-	-	-	-	-	-
56	<b>Admin, support, waste mgt, remediation services</b> .....	(A)	(D)	(D)	3	3	-	-	-	-	-	-	-	-
62	<b>Health care and social assistance</b> .....	(B)	(D)	(D)	5	2	2	-	1	-	-	-	-	-
71	<b>Arts, entertainment &amp; recreation</b> .....	(A)	(D)	(D)	2	1	1	-	-	-	-	-	-	-
72	<b>Accommodation &amp; food services</b> .....	142	793	3 436	13	5	6	-	1	1	-	-	-	-
81	<b>Other services (except public administration)</b> .....	80	646	2 806	16	11	2	3	-	-	-	-	-	-

See footnotes at end of table.

**Table 6. Boroughs and Census Areas—Employees, Payroll, and Establishments by Industry: 2003—Con.**

[Excludes most government employees, railroad employees, and self-employed persons. Size class 1 to 4 includes establishments with payroll, but no employees, during mid-March pay period. (D) denotes figures withheld to avoid disclosing data for individual companies; the data are included in broader industry totals. Detailed industries with 100 or more employees are shown if industry was not a (D). For explanation of terms, abbreviations, and data reliability/comparability, see introductory text]

NAICS code	Industry	Number of employees for week including March 12	Payroll (\$1,000)		Total number of establishments	Number of establishments by employment-size class									
			First quarter	Annual		1 to 4	5 to 9	10 to 19	20 to 49	50 to 99	100 to 249	250 to 499	500 to 999	1,000 or more	
<b>ANCHORAGE</b>															
	<b>Total</b> .....	<b>119 416</b>	<b>1 199 594</b>	<b>5 196 105</b>	<b>8 142</b>	<b>4 240</b>	<b>1 611</b>	<b>1 148</b>	<b>737</b>	<b>219</b>	<b>134</b>	<b>39</b>	<b>9</b>	<b>5</b>	
<b>11</b>	<b>Forestry, fishing, hunting, and agriculture support</b> .....	<b>54</b>	<b>253</b>	<b>1 870</b>	<b>32</b>	<b>31</b>	—	—	<b>1</b>	—	—	—	—	—	
<b>21</b>	<b>Mining</b> .....	<b>3 409</b>	<b>92 247</b>	<b>350 347</b>	<b>48</b>	<b>18</b>	<b>5</b>	<b>5</b>	<b>4</b>	<b>7</b>	<b>5</b>	<b>3</b>	<b>1</b>	—	
211	Oil & gas extraction .....	1 380	53 441	183 194	9	4	—	—	2	1	—	1	1	—	
2111	Oil & gas extraction .....	1 380	53 441	183 194	9	4	—	—	2	1	—	1	1	—	
21111	Oil & gas extraction .....	1 380	53 441	183 194	9	4	—	—	2	1	—	1	1	—	
213	Mining support activities .....	(G)	(D)	(D)	34	10	5	4	2	6	5	2	—	—	
2131	Mining support activities .....	(G)	(D)	(D)	34	10	5	4	2	6	5	2	—	—	
21311	Mining support activities .....	(G)	(D)	(D)	34	10	5	4	2	6	5	2	—	—	
213112	Oil & gas operations support activities .....	1 544	32 042	139 471	27	8	3	4	2	5	3	2	—	—	
<b>22</b>	<b>Utilities</b> .....	<b>528</b>	<b>8 628</b>	<b>37 724</b>	<b>11</b>	<b>5</b>	<b>1</b>	—	<b>2</b>	<b>2</b>	—	<b>1</b>	—	—	
221	Utilities .....	528	8 628	37 724	11	5	1	—	2	2	—	1	—	—	
2211	Elec pwr generation, transmsn & distribution .....	(E)	(D)	(D)	6	3	—	—	1	1	—	1	—	—	
22111	Electric power generation .....	(E)	(D)	(D)	6	3	—	—	1	1	—	1	—	—	
2212	Natural gas distribution .....	(C)	(D)	(D)	3	—	1	—	1	1	—	—	—	—	
22121	Natural gas distribution .....	(C)	(D)	(D)	3	—	1	—	1	1	—	—	—	—	
<b>23</b>	<b>Construction</b> .....	<b>9 917</b>	<b>122 095</b>	<b>639 558</b>	<b>1 067</b>	<b>677</b>	<b>173</b>	<b>114</b>	<b>72</b>	<b>22</b>	<b>7</b>	—	<b>1</b>	<b>1</b>	
236	Construction of Buildings .....	3 508	38 155	209 229	310	200	49	27	24	7	2	—	—	1	
2361	Residential Building Construction .....	(F)	(D)	(D)	191	141	35	5	7	3	—	—	—	—	
23611	Residential Building Construction .....	(F)	(D)	(D)	191	141	35	5	7	3	—	—	—	—	
236115	New Single-Family Housing Construction (except Operative Builders) .....	354	2 598	14 999	102	79	20	—	2	1	—	—	—	—	
236117	New Housing Operative Builders .....	205	2 059	10 188	14	6	1	2	4	1	—	—	—	—	
236118	Residential Remodelers .....	273	2 569	10 516	69	51	13	3	1	1	—	—	—	—	
2362	Nonresidential Building Construction .....	(H)	(D)	(D)	119	59	14	22	17	4	2	—	—	1	
23622	Commercial and Institutional Building Construction .....	2 646	30 507	170 645	114	55	13	22	17	4	2	—	—	1	
236220	Commercial and Institutional Building Construction .....	2 646	30 507	170 645	114	55	13	22	17	4	2	—	—	1	
237	Heavy and Civil Engineering Construction .....	2 105	37 750	186 143	106	68	14	7	9	5	2	—	1	—	
2371	Utility System Construction .....	1 421	28 826	127 335	48	32	4	6	2	2	1	—	1	—	
23711	Water and Sewer Line and Related Structures Construction .....	263	3 821	19 609	34	26	3	3	1	—	1	—	—	—	
237110	Water and Sewer Line and Related Structures Construction .....	263	3 821	19 609	34	26	3	3	1	—	1	—	—	—	
23712	Oil and Gas Pipeline and Related Structures Construction .....	(F)	(D)	(D)	8	5	—	1	1	—	—	—	1	—	
23713	Power and Communication Line and Related Structures Construction .....	(C)	(D)	(D)	6	1	1	2	—	2	—	—	—	—	
2373	Highway, Street, and Bridge Construction .....	535	7 377	47 669	35	20	5	1	6	2	1	—	—	—	
23731	Highway, Street, and Bridge Construction .....	535	7 377	47 669	35	20	5	1	6	2	1	—	—	—	
237310	Highway, Street, and Bridge Construction .....	535	7 377	47 669	35	20	5	1	6	2	1	—	—	—	
2379	Other Heavy and Civil Engineering Construction .....	130	1 334	9 955	15	9	4	—	1	1	—	—	—	—	
23799	Other Heavy and Civil Engineering Construction .....	130	1 334	9 955	15	9	4	—	1	1	—	—	—	—	
237990	Other Heavy and Civil Engineering Construction .....	130	1 334	9 955	15	9	4	—	1	1	—	—	—	—	
238	Specialty Trade Contractors .....	4 304	46 190	244 186	651	409	110	80	39	10	3	—	—	—	
2381	Foundation, Structure, and Building Exterior Contractors .....	798	6 541	36 990	147	98	24	16	8	1	—	—	—	—	
23812	Structural Steel and Precast Concrete Contractors .....	102	1 165	6 872	11	6	3	1	—	1	—	—	—	—	
238120	Structural Steel and Precast Concrete Contractors .....	102	1 165	6 872	11	6	3	1	—	1	—	—	—	—	
23813	Framing Contractors .....	222	1 153	4 854	44	29	8	5	2	—	—	—	—	—	
238130	Framing Contractors .....	222	1 153	4 854	44	29	8	5	2	—	—	—	—	—	
23816	Roofing Contractors .....	230	2 365	13 206	28	17	3	4	4	—	—	—	—	—	
238160	Roofing Contractors .....	230	2 365	13 206	28	17	3	4	4	—	—	—	—	—	
2382	Building Equipment Contractors .....	2 286	29 393	137 651	203	90	44	35	25	6	3	—	—	—	
23821	Electrical Contractors .....	994	12 470	61 769	89	48	17	9	11	2	2	—	—	—	
238210	Electrical Contractors .....	994	12 470	61 769	89	48	17	9	11	2	2	—	—	—	
23822	Plumbing, Heating, and Air-Conditioning Contractors .....	1 208	15 879	71 509	101	35	24	24	13	4	1	—	—	—	
238220	Plumbing, Heating, and Air-Conditioning Contractors .....	1 208	15 879	71 509	101	35	24	24	13	4	1	—	—	—	
2383	Building Finishing Contractors .....	822	6 924	38 007	198	151	25	13	6	3	—	—	—	—	
23831	Drywall and Insulation Contractors .....	221	1 799	7 810	42	30	6	1	5	—	—	—	—	—	
238310	Drywall and Insulation Contractors .....	221	1 799	7 810	42	30	6	1	5	—	—	—	—	—	
23832	Painting and Wall Covering Contractors .....	179	1 401	8 177	67	53	8	6	—	—	—	—	—	—	
238320	Painting and Wall Covering Contractors .....	179	1 401	8 177	67	53	8	6	—	—	—	—	—	—	
23835	Finish Carpentry Contractors .....	161	1 184	9 067	43	35	4	3	—	1	—	—	—	—	
238350	Finish Carpentry Contractors .....	161	1 184	9 067	43	35	4	3	—	1	—	—	—	—	
23839	Other Building Finishing Contractors .....	141	1 359	7 330	7	3	1	1	—	2	—	—	—	—	
238390	Other Building Finishing Contractors .....	141	1 359	7 330	7	3	1	1	—	2	—	—	—	—	
2389	Other Specialty Trade Contractors .....	398	3 332	31 538	103	70	17	16	—	—	—	—	—	—	
23891	Site Preparation Contractors .....	293	2 638	23 259	66	42	11	13	—	—	—	—	—	—	
238910	Site Preparation Contractors .....	293	2 638	23 259	66	42	11	13	—	—	—	—	—	—	
23899	All Other Specialty Trade Contractors .....	105	694	8 279	37	28	6	3	—	—	—	—	—	—	
238990	All Other Specialty Trade Contractors .....	105	694	8 279	37	28	6	3	—	—	—	—	—	—	

See footnotes at end of table.

**Table 6. Boroughs and Census Areas—Employees, Payroll, and Establishments by Industry: 2003—Con.**

[Excludes most government employees, railroad employees, and self-employed persons. Size class 1 to 4 includes establishments with payroll, but no employees, during mid-March pay period. (D) denotes figures withheld to avoid disclosing data for individual companies; the data are included in broader industry totals. Detailed industries with 100 or more employees are shown if industry was not a (D). For explanation of terms, abbreviations, and data reliability/comparability, see introductory text]

NAICS code	Industry	Number of employees for week including March 12	Payroll (\$1,000)		Total number of establishments	Number of establishments by employment-size class								
			First quarter	Annual		1 to 4	5 to 9	10 to 19	20 to 49	50 to 99	100 to 249	250 to 499	500 to 999	1,000 or more
<b>ANCHORAGE—Con.</b>														
<b>31-33</b>	<b>Manufacturing</b> .....	<b>1 635</b>	<b>14 842</b>	<b>69 471</b>	<b>189</b>	<b>95</b>	<b>40</b>	<b>34</b>	<b>16</b>	<b>3</b>	<b>1</b>	—	—	—
311	Food mfg .....	449	4 214	16 459	30	15	4	6	1	3	1	—	—	—
3118	Bakeries & tortilla mfg .....	(C)	(D)	(D)	7	2	1	3	—	—	1	—	—	—
31181	Bread & bakery product mfg .....	(C)	(D)	(D)	6	2	1	2	—	—	1	—	—	—
323	Printing & related support activities .....	276	2 509	10 323	34	20	5	5	4	—	—	—	—	—
3231	Printing & related support activities .....	276	2 509	10 323	34	20	5	5	4	—	—	—	—	—
32311	Printing .....	268	2 434	9 999	31	17	5	5	4	—	—	—	—	—
323110	Commercial lithographic printing .....	116	1 123	4 538	10	3	2	4	1	—	—	—	—	—
326	Plastics & rubber products mfg .....	111	1 128	4 444	8	2	2	2	2	—	—	—	—	—
332	Fabricated metal product mfg .....	219	2 181	10 221	25	10	8	4	3	—	—	—	—	—
3323	Architectural & structural metals mfg .....	117	1 076	5 452	11	3	5	1	2	—	—	—	—	—
339	Miscellaneous mfg .....	178	1 524	6 670	27	13	5	8	1	—	—	—	—	—
3399	Other miscellaneous mfg .....	(C)	(D)	(D)	14	5	2	6	1	—	—	—	—	—
<b>42</b>	<b>Wholesale trade</b> .....	<b>5 164</b>	<b>55 231</b>	<b>231 602</b>	<b>401</b>	<b>153</b>	<b>93</b>	<b>79</b>	<b>63</b>	<b>7</b>	<b>5</b>	<b>1</b>	—	—
423	Merchant Wholesalers, Durable Goods .....	3 223	36 025	151 613	256	87	68	54	40	4	2	1	—	—
4231	Motor Vehicle and Motor Vehicle Parts and Supplies Merchant Wholesalers .....	418	3 446	14 700	28	7	5	10	4	2	—	—	—	—
42311	Automobile and Other Motor Vehicle Merchant Wholesalers .....	(C)	(D)	(D)	13	2	4	4	3	—	—	—	—	—
42312	Motor Vehicle Supplies and New Parts Merchant Wholesalers .....	217	1 763	7 176	13	5	1	4	1	2	—	—	—	—
423120	Motor Vehicle Supplies and New Parts Merchant Wholesalers .....	217	1 763	7 176	13	5	1	4	1	2	—	—	—	—
4233	Lumber and Other Construction Materials Merchant Wholesalers .....	523	6 268	27 776	17	3	5	2	6	—	—	1	—	—
42331	Lumber, Plywood, Millwork, and Wood Panel Merchant Wholesalers .....	372	4 568	19 354	8	1	2	2	2	—	—	1	—	—
423310	Lumber, Plywood, Millwork, and Wood Panel Merchant Wholesalers .....	372	4 568	19 354	8	1	2	2	2	—	—	1	—	—
4234	Professional and Commercial Equipment and Supplies Merchant Wholesalers .....	531	6 496	26 623	42	12	12	11	6	—	1	—	—	—
42342	Office Equipment Merchant Wholesalers .....	270	3 459	13 851	12	2	3	3	3	—	1	—	—	—
423420	Office Equipment Merchant Wholesalers .....	270	3 459	13 851	12	2	3	3	3	—	1	—	—	—
42343	Computer and Computer Peripheral Equipment and Software Merchant Wholesalers .....	(C)	(D)	(D)	10	5	2	—	3	—	—	—	—	—
4236	Electrical and Electronic Goods Merchant Wholesalers .....	294	3 412	13 610	25	4	10	7	4	—	—	—	—	—
42361	Electrical Apparatus and Equipment, Wiring Supplies, and Related Equipment .....	(C)	(D)	(D)	11	2	4	4	1	—	—	—	—	—
42369	Other Electronic Parts and Equipment Merchant Wholesalers .....	156	1 920	7 117	11	2	3	3	3	—	—	—	—	—
423690	Other Electronic Parts and Equipment Merchant Wholesalers .....	156	1 920	7 117	11	2	3	3	3	—	—	—	—	—
4237	Hardware, and Plumbing and Heating Equipment and Supplies Merchant Wholesalers .....	363	3 577	15 645	27	10	8	4	3	1	1	—	—	—
42371	Hardware Merchant Wholesalers .....	(C)	(D)	(D)	6	3	1	1	—	—	1	—	—	—
42372	Plumbing and Heating Equipment and Supplies (Hydronics) Merchant Wholesalers .....	(C)	(D)	(D)	10	3	3	1	2	1	—	—	—	—
4238	Machinery, Equipment, and Supplies Merchant Wholesalers .....	708	9 562	39 123	76	34	20	10	11	1	—	—	—	—
42381	Construction and Mining (except Oil Well) Machinery and Equipment Merchant Wholesalers .....	195	2 504	10 710	9	2	2	1	3	1	—	—	—	—
423810	Construction and Mining (except Oil Well) Machinery and Equipment Merchant Wholesalers .....	195	2 504	10 710	9	2	2	1	3	1	—	—	—	—
42383	Industrial Machinery and Equipment Merchant Wholesalers .....	320	5 207	19 835	39	18	11	3	7	—	—	—	—	—
423830	Industrial Machinery and Equipment Merchant Wholesalers .....	320	5 207	19 835	39	18	11	3	7	—	—	—	—	—
4239	Miscellaneous Durable Goods Merchant Wholesalers .....	227	1 876	8 396	26	12	3	8	3	—	—	—	—	—
424	Merchant Wholesalers, Nondurable Goods .....	(G)	(D)	(D)	108	35	23	23	21	3	3	—	—	—
4241	Paper and Paper Product Merchant Wholesalers .....	224	2 212	8 441	9	3	2	—	3	—	1	—	—	—
42412	Stationery and Office Supplies Merchant Wholesalers .....	156	1 613	6 064	5	2	1	—	1	—	1	—	—	—
424120	Stationery and Office Supplies Merchant Wholesalers .....	156	1 613	6 064	5	2	1	—	1	—	1	—	—	—
4244	Grocery and Related Product Wholesalers .....	628	5 754	24 311	45	13	7	14	10	1	—	—	—	—
42449	Other Grocery and Related Products Merchant Wholesalers .....	198	2 022	8 894	13	4	1	5	3	—	—	—	—	—
424490	Other Grocery and Related Products Merchant Wholesalers .....	198	2 022	8 894	13	4	1	5	3	—	—	—	—	—
4247	Petroleum and Petroleum Products Merchant Wholesalers .....	116	1 607	6 864	11	4	4	1	2	—	—	—	—	—
42471	Petroleum Bulk Stations and Terminals .....	(C)	(D)	(D)	9	2	4	1	2	—	—	—	—	—
4248	Beer, Wine, and Distilled Alcoholic Beverage Merchant Wholesalers .....	(E)	(D)	(D)	5	—	—	1	1	1	2	—	—	—
42481	Beer and Ale Merchant Wholesalers .....	(E)	(D)	(D)	3	—	—	1	—	—	2	—	—	—
42482	Wine and Distilled Alcoholic Beverage Merchant Wholesalers .....	(C)	(D)	(D)	2	—	—	—	1	1	—	—	—	—
4249	Miscellaneous Nondurable Goods Merchant Wholesalers .....	248	1 825	8 164	15	4	4	2	4	1	—	—	—	—

See footnotes at end of table.

**Table 6. Boroughs and Census Areas—Employees, Payroll, and Establishments by Industry: 2003—Con.**

[Excludes most government employees, railroad employees, and self-employed persons. Size class 1 to 4 includes establishments with payroll, but no employees, during mid-March pay period. (D) denotes figures withheld to avoid disclosing data for individual companies; the data are included in broader industry totals. Detailed industries with 100 or more employees are shown if industry was not a (D). For explanation of terms, abbreviations, and data reliability/comparability, see introductory text]

NAICS code	Industry	Number of employees for week including March 12	Payroll (\$1,000)		Total number of establishments	Number of establishments by employment-size class											
			First quarter	Annual		1 to 4	5 to 9	10 to 19	20 to 49	50 to 99	100 to 249	250 to 499	500 to 999	1,000 or more			
<b>42</b>	<b>ANCHORAGE—Con.</b>																
	<b>Wholesale trade—Con.</b>																
425	Wholesale Electronic Markets and Agents and Brokers .....	(C)	(D)	(D)	37	31	2	2	2	—	—	—	—	—	—	—	—
4251	Wholesale Electronic Markets and Agents and Brokers .....	(C)	(D)	(D)	37	31	2	2	2	—	—	—	—	—	—	—	—
42512	Wholesale Trade Agents and Brokers .....	(C)	(D)	(D)	37	31	2	2	2	—	—	—	—	—	—	—	—
<b>44-45</b>	<b>Retail trade .....</b>	<b>16 083</b>	<b>96 174</b>	<b>426 283</b>	<b>940</b>	<b>393</b>	<b>254</b>	<b>153</b>	<b>78</b>	<b>27</b>	<b>25</b>	<b>10</b>					
441	Motor vehicle & parts dealers .....	2 497	22 528	104 712	124	41	22	27	19	10	5	—	—	—	—	—	—
4411	Automobile dealers .....	1 501	15 670	71 415	44	15	6	4	7	7	5	—	—	—	—	—	—
44111	New car dealers .....	1 354	14 271	65 656	22	2	1	2	5	7	5	—	—	—	—	—	—
441110	New car dealers .....	1 354	14 271	65 656	22	2	1	2	5	7	5	—	—	—	—	—	—
44112	Used car dealers .....	147	1 399	5 759	22	13	5	2	2	—	—	—	—	—	—	—	—
441120	Used car dealers .....	147	1 399	5 759	22	13	5	2	2	—	—	—	—	—	—	—	—
4412	Other motor vehicle dealers .....	367	2 586	13 946	27	9	5	6	5	2	—	—	—	—	—	—	—
44121	Recreational vehicle dealers .....	101	754	4 950	7	4	1	—	1	1	—	—	—	—	—	—	—
441210	Recreational vehicle dealers .....	101	754	4 950	7	4	1	—	1	1	—	—	—	—	—	—	—
44122	Motorcycle & boat & other MV dealers .....	266	1 832	8 996	20	5	4	6	4	1	—	—	—	—	—	—	—
441222	Boat dealers .....	107	730	3 196	7	2	1	3	—	1	—	—	—	—	—	—	—
4413	Automotive parts, accessories & tire stores .....	629	4 272	19 351	53	17	11	17	7	1	—	—	—	—	—	—	—
44131	Automotive parts, accessories & tire stores .....	405	2 953	12 279	43	15	10	15	3	—	—	—	—	—	—	—	—
441310	Automotive parts, accessories & tire stores .....	405	2 953	12 279	43	15	10	15	3	—	—	—	—	—	—	—	—
44132	Tire dealers .....	224	1 319	7 072	10	2	1	2	4	1	—	—	—	—	—	—	—
441320	Tire dealers .....	224	1 319	7 072	10	2	1	2	4	1	—	—	—	—	—	—	—
442	Furniture & home furnishing stores .....	471	3 122	13 375	65	35	13	13	4	—	—	—	—	—	—	—	—
4421	Furniture stores .....	211	1 615	7 092	25	13	6	3	3	—	—	—	—	—	—	—	—
44211	Furniture stores .....	211	1 615	7 092	25	13	6	3	3	—	—	—	—	—	—	—	—
442110	Furniture stores .....	211	1 615	7 092	25	13	6	3	3	—	—	—	—	—	—	—	—
4422	Home furnishings stores .....	260	1 507	6 283	40	22	7	10	1	—	—	—	—	—	—	—	—
44221	Floor covering stores .....	110	838	3 433	18	10	5	2	1	—	—	—	—	—	—	—	—
442210	Floor covering stores .....	110	838	3 433	18	10	5	2	1	—	—	—	—	—	—	—	—
44229	Other home furnishings stores .....	150	669	2 850	22	12	2	8	—	—	—	—	—	—	—	—	—
443	Electronics & appliance stores .....	510	2 982	12 678	36	12	15	3	4	1	—	—	—	—	—	—	—
4431	Electronics & appliance stores .....	510	2 982	12 678	36	12	15	3	4	1	—	—	—	—	—	—	—
44311	Appliance, TV & all other electronics stores ..	(E)	(D)	(D)	20	7	8	1	3	—	—	—	—	—	—	—	—
443112	Radio, television & other electronics stores ..	271	1 525	6 728	14	2	8	—	3	—	—	—	—	—	—	—	—
44312	Computer & software stores .....	202	1 228	5 051	12	2	6	2	1	—	—	—	—	—	—	—	—
443120	Computer & software stores .....	202	1 228	5 051	12	2	6	2	1	—	—	—	—	—	—	—	—
444	Bldg material & garden equip & supp dealers .....	1 239	9 907	45 448	64	19	18	12	9	3	3	—	—	—	—	—	—
4441	Building material & supplies dealers .....	1 232	9 833	44 971	61	16	18	12	9	3	3	—	—	—	—	—	—
44411	Home centers .....	524	3 431	15 609	5	1	—	1	—	—	—	—	—	—	—	—	—
444110	Home centers .....	524	3 431	15 609	5	1	—	1	—	—	—	—	—	—	—	—	—
44413	Hardware stores .....	126	799	3 863	13	4	5	1	3	—	—	—	—	—	—	—	—
444130	Hardware stores .....	126	799	3 863	13	4	5	1	3	—	—	—	—	—	—	—	—
44419	Other building material dealers .....	526	5 115	23 430	37	10	10	8	6	3	—	—	—	—	—	—	—
444190	Other building material dealers .....	526	5 115	23 430	37	10	10	8	6	3	—	—	—	—	—	—	—
445	Food & beverage stores .....	2 300	13 079	55 289	86	35	23	10	5	5	8	—	—	—	—	—	—
4451	Grocery stores .....	1 978	11 517	47 072	42	14	9	4	3	4	8	—	—	—	—	—	—
44511	Grocery (except convenience) stores .....	1 951	11 401	46 649	35	10	6	4	3	4	8	—	—	—	—	—	—
445110	Grocery (except convenience) stores .....	1 951	11 401	46 649	35	10	6	4	3	4	8	—	—	—	—	—	—
4452	Specialty food stores .....	136	525	2 593	18	11	2	3	1	1	—	—	—	—	—	—	—
44529	Other specialty food stores .....	102	302	1 290	13	8	2	2	—	1	—	—	—	—	—	—	—
4453	Beer, wine & liquor stores .....	186	1 037	5 624	26	10	12	3	1	—	—	—	—	—	—	—	—
44531	Beer, wine & liquor stores .....	186	1 037	5 624	26	10	12	3	1	—	—	—	—	—	—	—	—
445310	Beer, wine & liquor stores .....	186	1 037	5 624	26	10	12	3	1	—	—	—	—	—	—	—	—
446	Health & personal care stores .....	500	3 968	17 282	49	21	14	5	7	2	—	—	—	—	—	—	—
4461	Health & personal care stores .....	500	3 968	17 282	49	21	14	5	7	2	—	—	—	—	—	—	—
44611	Pharmacies & drug stores .....	213	2 002	8 895	8	1	1	2	2	2	—	—	—	—	—	—	—
446110	Pharmacies & drug stores .....	213	2 002	8 895	8	1	1	2	2	2	—	—	—	—	—	—	—
44613	Optical goods stores .....	104	650	2 512	20	11	6	2	1	—	—	—	—	—	—	—	—
446130	Optical goods stores .....	104	650	2 512	20	11	6	2	1	—	—	—	—	—	—	—	—
44619	Other health & personal care stores .....	146	1 135	5 031	17	8	6	—	3	—	—	—	—	—	—	—	—
446199	All other health & personal care stores .....	119	1 016	4 562	9	3	3	—	3	—	—	—	—	—	—	—	—
447	Gasoline stations .....	626	3 167	14 375	74	17	33	19	5	—	—	—	—	—	—	—	—
4471	Gasoline stations .....	626	3 167	14 375	74	17	33	19	5	—	—	—	—	—	—	—	—
44711	Gasoline stations with convenience stores ...	501	2 366	10 980	54	7	28	15	4	—	—	—	—	—	—	—	—
447110	Gasoline stations with convenience stores ...	501	2 366	10 980	54	7	28	15	4	—	—	—	—	—	—	—	—
44719	Other gasoline stations .....	125	801	3 395	20	10	5	4	1	—	—	—	—	—	—	—	—
447190	Other gasoline stations .....	125	801	3 395	20	10	5	4	1	—	—	—	—	—	—	—	—
448	Clothing & clothing accessories stores .....	1 363	6 372	27 581	126	48	46	21	6	4	—	—	—	—	—	—	—
4481	Clothing stores .....	1 059	4 818	20 936	72	29	18	14	6	4	—	—	—	—	—	—	—
44812	Women's clothing stores .....	110	423	1 733	18	11	3	3	1	—	—	—	—	—	—	—	—
448120	Women's clothing stores .....	110	423	1 733	18	11	3	3	1	—	—	—	—	—	—	—	—
44814	Family clothing stores .....	706	3 133	14 440	19	5	1	5	3	4	—	—	—	—	—	—	—
448140	Family clothing stores .....	706	3 133	14 440	19	5	1	5	3	4	—	—	—	—	—	—	—
4482	Shoe stores .....	138	513	2 341	22	6	12	4	—	—	—	—	—	—	—	—	—
44821	Shoe stores .....	138	513	2 341	22	6	12	4	—	—	—	—	—	—	—	—	—
448210	Shoe stores .....	138	513	2 341	22	6	12	4	—	—	—	—	—	—	—	—	—
4483	Jewelry, luggage & leather goods stores .....	166	1 043	4 304	32	13	16	3	—	—	—	—	—	—	—	—	—
44831	Jewelry stores .....	(C)	(D)	(D)	31	13	15	3									

**Table 6. Boroughs and Census Areas—Employees, Payroll, and Establishments by Industry: 2003—Con.**

[Excludes most government employees, railroad employees, and self-employed persons. Size class 1 to 4 includes establishments with payroll, but no employees, during mid-March pay period. (D) denotes figures withheld to avoid disclosing data for individual companies; the data are included in broader industry totals. Detailed industries with 100 or more employees are shown if industry was not a (D). For explanation of terms, abbreviations, and data reliability/comparability, see introductory text]

NAICS code	Industry	Number of employees for week including March 12	Payroll (\$1,000)		Total number of establishments	Number of establishments by employment-size class									
			First quarter	Annual		1 to 4	5 to 9	10 to 19	20 to 49	50 to 99	100 to 249	250 to 499	500 to 999	1,000 or more	
<b>ANCHORAGE—Con.</b>															
<b>44-45 Retail trade—Con.</b>															
451	Sporting goods, hobby, book & music stores .....	984	3 659	16 122	96	44	22	20	7	2	1	—	—	—	
4511	Sporting goods, hobby, musical instrument stores .....	701	2 815	12 603	73	37	14	15	5	1	1	—	—	—	
45111	Sporting goods stores .....	387	1 701	7 806	37	20	7	6	3	—	1	—	—	—	
451110	Sporting goods stores .....	387	1 701	7 806	37	20	7	6	3	—	1	—	—	—	
45112	Hobby, toy & game stores .....	192	677	3 015	19	7	6	4	1	1	—	—	—	—	
451120	Hobby, toy & game stores .....	192	677	3 015	19	7	6	4	1	1	—	—	—	—	
4512	Book, periodical & music stores .....	283	844	3 519	23	7	8	5	2	1	—	—	—	—	
45121	Book stores & news dealers .....	(C)	(D)	(D)	15	6	6	—	2	1	—	—	—	—	
452	General merchandise stores .....	4 339	21 752	94 536	16	—	—	—	—	—	7	9	—	—	
4521	Department stores .....	1 788	8 981	36 606	6	—	—	—	—	—	3	3	—	—	
45211	Department stores .....	1 788	8 981	36 606	6	—	—	—	—	—	3	3	—	—	
4529	Other general merchandise stores .....	2 551	12 771	57 930	10	—	—	—	—	—	4	6	—	—	
45291	Warehouse clubs & superstores .....	2 551	12 771	57 930	10	—	—	—	—	—	4	6	—	—	
452910	Warehouse clubs & superstores .....	2 551	12 771	57 930	10	—	—	—	—	—	4	6	—	—	
453	Miscellaneous store retailers .....	1 056	4 471	19 470	167	96	41	20	10	—	—	—	—	—	
4531	Florists .....	123	450	1 799	25	17	5	2	1	—	—	—	—	—	
45311	Florists .....	123	450	1 799	25	17	5	2	1	—	—	—	—	—	
453110	Florists .....	123	450	1 799	25	17	5	2	1	—	—	—	—	—	
4532	Office supplies, stationery & gift stores .....	459	2 075	9 425	68	36	16	12	4	—	—	—	—	—	
45321	Office supplies & stationery stores .....	112	699	2 535	9	3	2	1	3	—	—	—	—	—	
453210	Office supplies & stationery stores .....	112	699	2 535	9	3	2	1	3	—	—	—	—	—	
45322	Gift, novelty & souvenir stores .....	347	1 376	6 890	59	33	14	11	1	—	—	—	—	—	
453220	Gift, novelty & souvenir stores .....	347	1 376	6 890	59	33	14	11	1	—	—	—	—	—	
4533	Used merchandise stores .....	214	861	3 534	17	5	8	1	3	—	—	—	—	—	
45331	Used merchandise stores .....	214	861	3 534	17	5	8	1	3	—	—	—	—	—	
453310	Used merchandise stores .....	214	861	3 534	17	5	8	1	3	—	—	—	—	—	
4539	Other miscellaneous store retailers .....	260	1 085	4 712	57	38	12	5	2	—	—	—	—	—	
45399	All other miscellaneous store retailers .....	137	559	2 437	31	20	8	2	1	—	—	—	—	—	
453998	All other misc store retailers (exc tobacco) ..	107	434	1 898	21	12	6	2	1	—	—	—	—	—	
454	Nonstore retailers .....	198	1 167	5 415	37	25	7	3	2	—	—	—	—	—	
<b>48-49 Transportation &amp; warehousing</b>															
481	Air transportation .....	3 588	49 633	220 085	57	22	10	5	9	4	4	2	—	1	
4811	Scheduled air transportation .....	3 239	45 470	198 808	29	6	6	3	4	4	3	2	—	1	
48111	Scheduled air transportation .....	3 239	45 470	198 808	29	6	6	3	4	4	3	2	—	1	
481111	Scheduled passenger air transportation .....	2 726	38 413	168 025	19	4	3	2	3	3	1	2	—	1	
481112	Scheduled freight air transportation .....	513	7 057	30 783	10	2	3	1	1	1	2	—	—	—	
4812	Nonscheduled air transportation .....	349	4 163	21 277	28	16	4	2	5	—	1	—	—	—	
48121	Nonscheduled air transportation .....	349	4 163	21 277	28	16	4	2	5	—	1	—	—	—	
483	Water transportation .....	141	1 764	9 922	9	5	1	1	1	1	—	—	—	—	
484	Truck transportation .....	1 693	20 437	89 653	84	39	11	14	16	2	1	1	—	—	
4841	General freight trucking .....	664	6 476	30 356	42	21	6	8	4	2	1	—	—	—	
48411	General freight trucking, local .....	220	2 056	10 261	21	11	3	3	4	—	—	—	—	—	
484110	General freight trucking, local .....	220	2 056	10 261	21	11	3	3	4	—	—	—	—	—	
48412	General freight trucking, long-distance .....	444	4 420	20 095	21	10	3	5	—	2	1	—	—	—	
4842	Specialized freight trucking .....	1 029	13 961	59 297	42	18	5	6	12	—	—	1	—	—	
48421	Used household & office goods moving .....	355	2 732	13 165	17	4	1	3	9	—	—	—	—	—	
484210	Used household & office goods moving .....	355	2 732	13 165	17	4	1	3	9	—	—	—	—	—	
48422	Specialized freight (exc used) trucking, local ..	557	10 066	42 156	19	12	3	2	1	—	—	1	—	—	
484220	Specialized freight (exc used) trucking, local ..	557	10 066	42 156	19	12	3	2	1	—	—	1	—	—	
48423	Specialized freight (exc used) trucking, LDist ..	117	1 163	3 976	6	2	1	1	2	—	—	—	—	—	
484230	Specialized freight (exc used) trucking, LDist ..	117	1 163	3 976	6	2	1	1	2	—	—	—	—	—	
485	Transit & ground passenger transportation .....	472	2 140	8 690	14	5	3	3	1	1	—	1	—	—	
4854	School & employee bus transportation .....	(E)	(D)	(D)	3	—	—	1	1	—	—	1	—	—	
48541	School & employee bus transportation .....	(E)	(D)	(D)	3	—	—	1	1	—	—	1	—	—	
486	Pipeline transportation .....	(C)	(D)	(D)	2	1	—	—	—	—	—	1	—	—	
4861	Pipeline transportation of crude oil .....	(C)	(D)	(D)	1	—	—	—	—	—	—	1	—	—	
48611	Pipeline transportation of crude oil .....	(C)	(D)	(D)	1	—	—	—	—	—	—	1	—	—	
487	Scenic & sightseeing transportation .....	185	973	9 949	22	15	—	5	2	—	—	—	—	—	
4871	Scenic & sightseeing transportation, land .....	(C)	(D)	(D)	9	6	—	1	2	—	—	—	—	—	
48711	Scenic & sightseeing transportation, land .....	(C)	(D)	(D)	9	6	—	1	2	—	—	—	—	—	
488	Transportation support activities .....	1 465	12 795	50 156	82	43	13	12	7	2	4	1	—	—	
4881	Air transportation support activities .....	779	6 106	24 873	32	14	4	7	4	—	2	1	—	—	
48811	Airport operations .....	443	3 271	12 809	3	—	—	—	—	—	1	1	—	—	
488119	Other airport operations .....	443	3 271	12 809	3	—	—	—	—	—	1	1	—	—	
48819	Other air transportation support activities .....	336	2 835	12 064	29	14	4	7	3	—	1	—	—	—	
488190	Other air transportation support activities .....	336	2 835	12 064	29	14	4	7	3	—	1	—	—	—	
4883	Water transportation support activities .....	208	2 563	8 271	11	7	2	—	1	—	1	—	—	—	
48832	Marine cargo handling .....	(C)	(D)	(D)	3	1	1	—	—	—	1	—	—	—	
4885	Freight transportation arrangement .....	435	3 889	15 936	29	16	4	4	2	2	1	—	—	—	
48851	Freight transportation arrangement .....	435	3 889	15 936	29	16	4	4	2	2	1	—	—	—	
488510	Freight transportation arrangement .....	435	3 889	15 936	29	16	4	4	2	2	1	—	—	—	
492	Couriers & messengers .....	(G)	(D)	(D)	39	21	3	6	5	2	—	1	1	—	
4921	Couriers .....	(G)	(D)	(D)	28	14	1	4	5	2	—	1	1	—	
49211	Couriers .....	(G)	(D)	(D)	28	14	1	4	5	2	—	1	1	—	

See footnotes at end of table.



**Table 6. Boroughs and Census Areas—Employees, Payroll, and Establishments by Industry: 2003—Con.**

[Excludes most government employees, railroad employees, and self-employed persons. Size class 1 to 4 includes establishments with payroll, but no employees, during mid-March pay period. (D) denotes figures withheld to avoid disclosing data for individual companies; the data are included in broader industry totals. Detailed industries with 100 or more employees are shown if industry was not a (D). For explanation of terms, abbreviations, and data reliability/comparability, see introductory text]

NAICS code	Industry	Number of employees for week including March 12	Payroll (\$1,000)		Total number of establishments	Number of establishments by employment-size class								
			First quarter	Annual		1 to 4	5 to 9	10 to 19	20 to 49	50 to 99	100 to 249	250 to 499	500 to 999	1,000 or more
<b>ANCHORAGE—Con.</b>														
<b>48-49 Transportation &amp; warehousing—Con.</b>														
493	Warehousing & storage	(E)	(D)	(D)	15	7	1	2	3	1	1	-	-	-
4931	Warehousing & storage	(E)	(D)	(D)	15	7	1	2	3	1	1	-	-	-
49311	General warehousing & storage	(E)	(D)	(D)	11	5	1	2	2	-	1	-	-	-
49319	Other warehousing & storage	(C)	(D)	(D)	3	1	-	-	1	1	-	-	-	-
<b>51</b>	<b>Information</b>	<b>4 711</b>	<b>54 671</b>	<b>218 269</b>	<b>170</b>	<b>66</b>	<b>30</b>	<b>30</b>	<b>20</b>	<b>12</b>	<b>9</b>	<b>3</b>	-	-
511	Publishing industries	737	6 713	27 769	24	10	5	5	1	2	-	1	-	-
5111	Newspaper, periodical, book, database publishers	(F)	(D)	(D)	22	10	5	4	1	1	-	1	-	-
51111	Newspaper publishers	562	4 905	19 555	7	1	3	1	-	1	-	1	-	-
511110	Newspaper publishers	562	4 905	19 555	7	1	3	1	-	1	-	1	-	-
512	Motion picture & sound recording industries	(E)	(D)	(D)	22	14	1	2	3	1	1	-	-	-
5121	Motion picture & video industries	(E)	(D)	(D)	20	12	1	2	3	1	1	-	-	-
51213	Motion picture & video exhibition	335	1 037	4 762	8	1	1	1	3	1	1	-	-	-
512131	Motion picture theaters (except drive-ins)	335	1 037	4 762	8	1	1	1	3	1	1	-	-	-
515	Broadcasting (except Internet)	603	5 290	21 096	23	5	3	7	4	3	1	-	-	-
5151	Radio and Television Broadcasting	603	5 290	21 096	23	5	3	7	4	3	1	-	-	-
51511	Radio Broadcasting	249	2 439	8 870	16	3	3	7	2	1	-	-	-	-
51512	Television Broadcasting	354	2 851	12 226	7	2	-	-	2	2	1	-	-	-
515120	Television Broadcasting	354	2 851	12 226	7	2	-	-	2	2	1	-	-	-
517	Telecommunications	2 714	39 198	154 456	71	19	15	13	10	6	6	2	-	-
5171	Wired Telecommunications Carriers	2 177	32 691	130 668	36	6	7	8	6	1	6	2	-	-
51711	Wired Telecommunications Carriers	2 177	32 691	130 668	36	6	7	8	6	1	6	2	-	-
517110	Wired Telecommunications Carriers	2 177	32 691	130 668	36	6	7	8	6	1	6	2	-	-
5172	Wireless Telecommunications Carriers (except Satellite)	337	3 934	13 213	24	8	7	3	3	3	-	-	-	-
51721	Wireless Telecommunications Carriers (except Satellite)	337	3 934	13 213	24	8	7	3	3	3	-	-	-	-
5175	Cable and Other Program Distribution	(C)	(D)	(D)	5	1	1	2	-	1	-	-	-	-
51751	Cable and Other Program Distribution	(C)	(D)	(D)	5	1	1	2	-	1	-	-	-	-
518	Internet Service Providers, Web Search Portals, and Data Processing Serv	273	2 105	8 353	25	14	5	3	2	-	1	-	-	-
5182	Data Processing, Hosting, and Related Services	220	1 581	6 275	19	11	4	2	1	-	1	-	-	-
51821	Data Processing, Hosting, and Related Services	220	1 581	6 275	19	11	4	2	1	-	1	-	-	-
518210	Data Processing, Hosting, and Related Services	220	1 581	6 275	19	11	4	2	1	-	1	-	-	-
<b>52</b>	<b>Finance &amp; insurance</b>	<b>4 713</b>	<b>65 899</b>	<b>258 259</b>	<b>372</b>	<b>184</b>	<b>77</b>	<b>69</b>	<b>24</b>	<b>9</b>	<b>8</b>	<b>1</b>	-	-
522	Credit intermediation & related activities	2 703	33 084	128 772	134	42	31	39	10	5	6	1	-	-
5221	Depository credit intermediation	2 209	24 721	94 962	86	16	21	31	9	3	5	1	-	-
52211	Commercial banking	1 276	14 373	53 647	51	14	9	19	3	1	5	-	-	-
522110	Commercial banking	1 276	14 373	53 647	51	14	9	19	3	1	5	-	-	-
52213	Credit unions	933	10 348	41 315	35	2	12	6	2	-	1	-	-	-
522130	Credit unions	933	10 348	41 315	35	2	12	6	2	-	1	-	-	-
5222	Nondepository credit intermediation	437	7 576	30 397	38	19	9	6	1	2	1	-	-	-
52229	Other nondepository credit intermediation	(E)	(D)	(D)	33	17	8	4	1	2	1	-	-	-
523	Security, commodity contracts & like activity	(F)	(D)	(D)	70	50	8	4	6	1	1	-	-	-
5231	Securities & commodity contracts intermed & brokerage	(E)	(D)	(D)	34	25	2	2	5	-	-	-	-	-
52312	Securities brokerage	266	5 529	22 716	32	24	1	2	5	-	-	-	-	-
523120	Securities brokerage	266	5 529	22 716	32	24	1	2	5	-	-	-	-	-
5239	Other financial investment activities	(E)	(D)	(D)	36	25	6	2	1	1	1	-	-	-
52399	All other financial investment activities	(C)	(D)	(D)	7	5	1	-	-	1	-	-	-	-
524	Insurance carriers & related activities	1 408	20 644	78 301	165	90	38	25	8	3	1	-	-	-
5241	Insurance carriers	576	8 936	33 251	29	11	4	6	5	2	1	-	-	-
52411	Direct life, health, medical insurance carriers	(C)	(D)	(D)	8	4	1	1	1	1	-	-	-	-
52412	Other direct insurance carriers	(E)	(D)	(D)	20	7	3	5	3	1	1	-	-	-
524126	Direct property & casualty insurance carriers	320	5 691	19 392	15	5	3	4	1	1	1	-	-	-
5242	Agencies & other insurance related activities	832	11 708	45 050	136	79	34	19	3	1	-	-	-	-
52421	Insurance agencies & brokerages	626	9 531	35 389	115	71	30	11	2	1	-	-	-	-
524210	Insurance agencies & brokerages	626	9 531	35 389	115	71	30	11	2	1	-	-	-	-
52429	Other insurance related activities	206	2 177	9 661	21	8	4	8	1	-	-	-	-	-
<b>53</b>	<b>Real estate &amp; rental &amp; leasing</b>	<b>2 495</b>	<b>18 526</b>	<b>79 234</b>	<b>391</b>	<b>271</b>	<b>62</b>	<b>30</b>	<b>22</b>	<b>2</b>	<b>4</b>	-	-	-
531	Real estate	(G)	(D)	(D)	301	230	42	11	12	2	4	-	-	-
5311	Lessors of real estate	647	6 778	24 201	120	89	21	4	3	2	1	-	-	-
53111	Lessors of residential buildings & dwellings	278	1 899	8 239	44	33	6	3	1	-	1	-	-	-
531110	Lessors of residential buildings & dwellings	278	1 899	8 239	44	33	6	3	1	-	1	-	-	-
53112	Lessors of nonres bldg (exc miniwarehouses)	184	1 950	6 724	36	27	6	-	2	1	-	-	-	-
531120	Lessors of nonres bldg (exc miniwarehouses)	184	1 950	6 724	36	27	6	-	2	1	-	-	-	-
53119	Lessors of other real estate property	119	2 560	7 604	18	13	4	-	-	1	-	-	-	-
531190	Lessors of other real estate property	119	2 560	7 604	18	13	4	-	-	1	-	-	-	-
5312	Offices of real estate agents & brokers	268	1 680	9 280	93	79	9	2	3	-	-	-	-	-
53121	Offices of real estate agents & brokers	268	1 680	9 280	93	79	9	2	3	-	-	-	-	-
531210	Offices of real estate agents & brokers	268	1 680	9 280	93	79	9	2	3	-	-	-	-	-
5313	Activities related to real estate	(F)	(D)	(D)	88	62	12	5	6	-	3	-	-	-
53131	Real estate property managers	710	4 575	18 875	49	29	8	3	6	-	3	-	-	-
531311	Residential property managers	342	2 092	8 761	32	19	6	2	4	-	1	-	-	-
531312	Nonresidential property managers	368	2 483	10 114	17	10	2	1	2	-	2	-	-	-

See footnotes at end of table.

**Table 6. Boroughs and Census Areas—Employees, Payroll, and Establishments by Industry: 2003—Con.**

[Excludes most government employees, railroad employees, and self-employed persons. Size class 1 to 4 includes establishments with payroll, but no employees, during mid-March pay period. (D) denotes figures withheld to avoid disclosing data for individual companies; the data are included in broader industry totals. Detailed industries with 100 or more employees are shown if industry was not a (D). For explanation of terms, abbreviations, and data reliability/comparability, see introductory text]

NAICS code	Industry	Number of employees for week including March 12	Payroll (\$1,000)		Total number of establishments	Number of establishments by employment-size class									
			First quarter	Annual		1 to 4	5 to 9	10 to 19	20 to 49	50 to 99	100 to 249	250 to 499	500 to 999	1,000 or more	
<b>ANCHORAGE—Con.</b>															
<b>53</b>	<b>Real estate &amp; rental &amp; leasing—Con.</b>														
532	Rental & leasing services .....	(F)	(D)	(D)	89	40	20	19	10	—	—	—	—	—	
5321	Automotive equipment rental & leasing .....	318	1 965	10 563	27	9	7	5	6	—	—	—	—	—	
53211	Passenger car rental & leasing .....	256	1 560	7 727	17	4	4	4	5	—	—	—	—	—	
532111	Passenger car rental .....	256	1 560	7 727	17	4	4	4	5	—	—	—	—	—	
5322	Consumer goods rental .....	295	1 015	4 060	31	9	11	9	2	—	—	—	—	—	
53223	Video tape & disc rental .....	243	626	2 349	22	6	6	8	2	—	—	—	—	—	
532230	Video tape & disc rental .....	243	626	2 349	22	6	6	8	2	—	—	—	—	—	
5324	Commercial, industrial equip rental & leasing ...	162	1 515	6 806	30	21	2	5	2	—	—	—	—	—	
53241	Const, trans, mining equip rental & leasing ...	124	1 331	6 283	21	14	1	4	2	—	—	—	—	—	
<b>54</b>	<b>Professional, scientific &amp; technical services</b> .....	<b>8 858</b>	<b>108 260</b>	<b>486 132</b>	<b>1 064</b>	<b>690</b>	<b>162</b>	<b>115</b>	<b>68</b>	<b>17</b>	<b>11</b>	<b>1</b>	—	—	
541	Professional, scientific & technical services .....	8 858	108 260	486 132	1 064	690	162	115	68	17	11	1	—	—	
5411	Legal services .....	1 595	21 031	103 840	311	218	48	27	17	1	—	—	—	—	
54111	Offices of lawyers .....	1 426	19 049	95 464	304	216	46	27	15	—	—	—	—	—	
541110	Offices of lawyers .....	1 426	19 049	95 464	304	216	46	27	15	—	—	—	—	—	
54119	Other legal services .....	169	1 982	8 376	7	2	2	—	2	1	—	—	—	—	
5412	Accounting, tax prep, bookkeep, payroll services .....	784	6 710	30 764	158	112	25	14	6	1	—	—	—	—	
54121	Accounting, tax prep, bookkeep, payroll services .....	784	6 710	30 764	158	112	25	14	6	1	—	—	—	—	
541211	Offices of certified public accountants .....	380	4 019	20 422	78	57	12	6	2	1	—	—	—	—	
541213	Tax preparation services .....	158	615	1 456	20	9	4	6	1	—	—	—	—	—	
541219	Other accounting services .....	231	1 990	8 444	54	41	8	2	3	—	—	—	—	—	
5413	Architectural, engineering & related services ...	3 164	43 668	203 920	228	110	38	44	20	10	6	—	—	—	
54131	Architectural services .....	324	4 686	22 883	31	18	2	7	3	1	—	—	—	—	
541310	Architectural services .....	324	4 686	22 883	31	18	2	7	3	1	—	—	—	—	
54133	Engineering services .....	2 262	34 594	160 017	136	53	28	27	15	8	5	—	—	—	
541330	Engineering services .....	2 262	34 594	160 017	136	53	28	27	15	8	5	—	—	—	
54136	Geophysical surveying & mapping services ..	(C)	(D)	(D)	3	1	—	1	—	—	1	—	—	—	
54137	Surveying, mapping (exc geophysical) services .....	186	2 165	12 034	32	22	4	4	2	—	—	—	—	—	
541370	Surveying, mapping (exc geophysical) services .....	186	2 165	12 034	32	22	4	4	2	—	—	—	—	—	
54138	Testing laboratories .....	113	1 049	4 790	9	2	2	4	—	1	—	—	—	—	
541380	Testing laboratories .....	113	1 049	4 790	9	2	2	4	—	1	—	—	—	—	
5415	Computer systems design & related services ...	1 071	14 356	59 016	72	50	11	3	2	2	4	—	—	—	
54151	Computer systems design & related services ...	1 071	14 356	59 016	72	50	11	3	2	2	4	—	—	—	
541511	Custom computer programming services ...	248	3 783	17 288	25	18	3	1	1	1	1	—	—	—	
541512	Computer systems design services .....	233	2 126	9 701	29	20	6	1	1	—	1	—	—	—	
541513	Computer facilities management services ...	580	8 364	31 633	11	6	1	1	—	1	2	—	—	—	
5416	Management, sci & tech consulting services ....	965	13 101	47 585	134	100	19	4	8	2	—	1	—	—	
54161	Management consulting services .....	358	4 105	17 278	93	73	14	1	4	1	—	—	—	—	
541611	Admin & gen management consulting services .....	235	2 870	11 835	48	33	11	1	2	1	—	—	—	—	
54162	Environmental consulting services .....	246	3 254	16 101	24	13	4	2	4	1	—	—	—	—	
541620	Environmental consulting services .....	246	3 254	16 101	24	13	4	2	4	1	—	—	—	—	
54169	Oth scientific & technical consulting services .	361	5 742	14 206	17	14	1	1	—	—	—	1	—	—	
541690	Oth scientific & technical consulting services .....	361	5 742	14 206	17	14	1	1	—	—	—	1	—	—	
5417	Scientific R&D services .....	415	3 541	15 590	29	18	5	1	3	1	1	—	—	—	
54171	R&D in physical, engineering & life sciences ..	401	3 422	15 032	25	15	4	1	3	1	1	—	—	—	
541710	R&D in physical, engineering & life sciences .....	401	3 422	15 032	25	15	4	1	3	1	1	—	—	—	
5418	Advertising & related services .....	291	2 504	9 754	40	27	4	3	6	—	—	—	—	—	
54181	Advertising agencies .....	123	1 961	7 159	16	10	1	2	3	—	—	—	—	—	
541810	Advertising agencies .....	123	1 961	7 159	16	10	1	2	3	—	—	—	—	—	
54189	Other services related to advertising .....	135	354	1 572	12	8	—	1	3	—	—	—	—	—	
541890	Other services related to advertising .....	135	354	1 572	12	8	—	1	3	—	—	—	—	—	
5419	Oth professional, scientific, technical services ..	485	2 763	13 310	69	39	8	16	6	—	—	—	—	—	
54194	Veterinary services .....	334	1 978	9 120	26	5	4	12	5	—	—	—	—	—	
541940	Veterinary services .....	334	1 978	9 120	26	5	4	12	5	—	—	—	—	—	
<b>55</b>	<b>Management of companies &amp; enterprises</b> ..	<b>2 269</b>	<b>55 382</b>	<b>203 446</b>	<b>67</b>	<b>15</b>	<b>9</b>	<b>21</b>	<b>14</b>	<b>4</b>	<b>2</b>	<b>2</b>	—	—	
551	Management of companies & enterprises .....	2 269	55 382	203 446	67	15	9	21	14	4	2	2	—	—	
5511	Management of companies & enterprises .....	2 269	55 382	203 446	67	15	9	21	14	4	2	2	—	—	
55111	Management of companies & enterprises ....	2 269	55 382	203 446	67	15	9	21	14	4	2	2	—	—	
551114	Corp, subsidiary & regional managing offices .....	2 226	54 477	199 267	61	12	9	18	14	4	2	2	—	—	
<b>56</b>	<b>Admin, support, waste mgt, remediation services</b> .....	<b>9 153</b>	<b>76 371</b>	<b>350 279</b>	<b>479</b>	<b>281</b>	<b>72</b>	<b>48</b>	<b>34</b>	<b>26</b>	<b>13</b>	<b>3</b>	<b>1</b>	<b>1</b>	
561	Administrative & support services .....	8 527	68 643	315 321	446	265	67	45	29	23	12	3	1	1	
5611	Office administrative services .....	169	955	4 715	22	18	—	2	—	2	—	—	—	—	
56111	Office administrative services .....	169	955	4 715	22	18	—	2	—	2	—	—	—	—	
561110	Office administrative services .....	169	955	4 715	22	18	—	2	—	2	—	—	—	—	
5612	Facilities support services .....	1 954	19 047	86 057	22	8	2	3	2	1	4	1	1	—	
56121	Facilities support services .....	1 954	19 047	86 057	22	8	2	3	2	1	4	1	1	—	
561210	Facilities support services .....	1 954	19 047	86 057	22	8	2	3	2	1	4	1	1	—	
5613	Employment services .....	1 626	13 316	63 792	31	9	2	—	7	10	2	1	—	—	
56131	Employment placement agencies .....	(E)	(D)	(D)	10	4	—	—	3	2	1	—	—	—	
56132	Temporary help services .....	(F)	(D)	(D)	13	4	1	—	3	4	1	—	—	—	
56133	Employee leasing services .....	(F)	(D)	(D)	8	1	1	—	1	4	—	1	—	—	

See footnotes at end of table.



**Table 6. Boroughs and Census Areas—Employees, Payroll, and Establishments by Industry: 2003—Con.**

[Excludes most government employees, railroad employees, and self-employed persons. Size class 1 to 4 includes establishments with payroll, but no employees, during mid-March pay period. (D) denotes figures withheld to avoid disclosing data for individual companies; the data are included in broader industry totals. Detailed industries with 100 or more employees are shown if industry was not a (D). For explanation of terms, abbreviations, and data reliability/comparability, see introductory text]

NAICS code	Industry	Number of employees for week including March 12	Payroll (\$1,000)		Total number of establishments	Number of establishments by employment-size class									
			First quarter	Annual		1 to 4	5 to 9	10 to 19	20 to 49	50 to 99	100 to 249	250 to 499	500 to 999	1,000 or more	
<b>ANCHORAGE—Con.</b>															
<b>62 Health care and social assistance—Con.</b>															
623	Nursing & residential care facilities .....	(G)	(D)	(D)	112	48	36	15	7	3	2	1	—	—	
6231	Nursing care facilities .....	(F)	(D)	(D)	3	—	—	—	—	1	1	1	—	—	
62311	Nursing care facilities .....	(F)	(D)	(D)	3	—	—	—	—	1	1	1	—	—	
6232	Residential mental retardation, health facil .....	631	3 496	15 230	63	23	26	9	3	1	1	—	—	—	
62321	Residential mental retardation facilities .....	(E)	(D)	(D)	54	22	25	5	1	1	—	—	—	—	
62322	Residential mental health, subst abuse facil ..	(C)	(D)	(D)	9	1	1	4	2	—	1	—	—	—	
6233	Community care facilities for the elderly .....	211	842	4 352	40	24	9	6	1	—	—	—	—	—	
62331	Community care facilities for the elderly .....	211	842	4 352	40	24	9	6	1	—	—	—	—	—	
6239	Other residential care facilities .....	(C)	(D)	(D)	6	1	1	—	3	1	—	—	—	—	
62399	Other residential care facilities .....	(C)	(D)	(D)	6	1	1	—	3	1	—	—	—	—	
624	Social assistance .....	4 603	35 626	152 709	142	48	25	27	30	5	4	1	2	—	
6241	Individual & family services .....	2 833	27 369	118 746	60	25	12	7	9	2	3	—	2	—	
62412	Services for elderly & disabled persons .....	611	2 910	12 574	26	8	8	3	4	1	2	—	—	—	
624120	Services for elderly & disabled persons .....	611	2 910	12 574	26	8	8	3	4	1	2	—	—	—	
62419	Other individual & family services .....	2 170	24 401	104 527	29	15	3	3	4	1	1	—	2	—	
624190	Other individual & family services .....	2 170	24 401	104 527	29	15	3	3	4	1	1	—	2	—	
6242	Community, emergency & other relief services ..	347	2 441	9 712	15	1	2	6	4	2	—	—	—	—	
62422	Community housing services .....	274	1 987	7 662	9	—	1	3	3	2	—	—	—	—	
624221	Temporary shelters .....	170	1 106	4 386	5	—	—	2	2	1	—	—	—	—	
624229	Other community housing services .....	104	881	3 276	4	—	1	1	1	1	—	—	—	—	
6243	Vocational rehabilitation services .....	796	3 423	14 010	17	6	3	2	3	1	1	1	—	—	
62431	Vocational rehabilitation services .....	796	3 423	14 010	17	6	3	2	3	1	1	1	—	—	
624310	Vocational rehabilitation services .....	796	3 423	14 010	17	6	3	2	3	1	1	1	—	—	
6244	Child day care services .....	627	2 393	10 241	50	16	8	12	14	—	—	—	—	—	
62441	Child day care services .....	627	2 393	10 241	50	16	8	12	14	—	—	—	—	—	
624410	Child day care services .....	627	2 393	10 241	50	16	8	12	14	—	—	—	—	—	
<b>71</b>	<b>Arts, entertainment &amp; recreation .....</b>	<b>2 432</b>	<b>9 154</b>	<b>36 916</b>	<b>137</b>	<b>74</b>	<b>15</b>	<b>21</b>	<b>19</b>	<b>3</b>	<b>3</b>	<b>2</b>	<b>—</b>	<b>—</b>	
711	Performing arts, spectator sports & related industries .....	591	2 556	9 236	26	15	3	4	2	1	—	1	—	—	
7113	Promoters of entertainment events .....	(E)	(D)	(D)	3	—	1	—	—	1	—	1	—	—	
71131	Promoters of entertainment events with facility .....	(E)	(D)	(D)	2	—	1	—	—	—	—	1	—	—	
712	Museums, historical sites & like institutions .....	117	647	3 447	9	6	—	—	3	—	—	—	—	—	
7121	Museums, historical sites & like institutions .....	117	647	3 447	9	6	—	—	3	—	—	—	—	—	
713	Amusement, gambling & recreation industries .....	1 724	5 951	24 233	102	53	12	17	14	2	3	1	—	—	
7132	Gambling industries .....	(C)	(D)	(D)	8	1	2	1	3	1	—	—	—	—	
71329	Other gambling industries .....	(C)	(D)	(D)	8	1	2	1	3	1	—	—	—	—	
7139	Other amusement & recreation industries .....	1 486	4 667	18 590	89	51	9	14	10	1	3	1	—	—	
71392	Skiing facilities .....	(E)	(D)	(D)	3	—	1	—	1	—	1	—	—	—	
71394	Fitness & recreational sports centers .....	985	2 218	8 738	36	13	6	6	7	1	2	1	—	—	
713940	Fitness & recreational sports centers .....	985	2 218	8 738	36	13	6	6	7	1	2	1	—	—	
71399	All other amusement & recreation industries ..	122	554	3 047	43	35	2	6	—	—	—	—	—	—	
713990	All other amusement & recreation industries .....	122	554	3 047	43	35	2	6	—	—	—	—	—	—	
<b>72</b>	<b>Accommodation &amp; food services .....</b>	<b>12 608</b>	<b>54 214</b>	<b>231 611</b>	<b>661</b>	<b>218</b>	<b>138</b>	<b>131</b>	<b>125</b>	<b>31</b>	<b>14</b>	<b>3</b>	<b>1</b>	<b>—</b>	
721	Accommodation .....	2 539	11 504	51 752	85	37	17	9	12	4	3	3	—	—	
7211	Traveler accommodation .....	2 514	11 364	50 206	70	23	16	9	12	4	3	3	—	—	
72111	Hotels (exc casino hotels) & motels .....	2 500	11 338	50 061	60	14	15	9	12	4	3	3	—	—	
721110	Hotels (exc casino hotels) & motels .....	2 500	11 338	50 061	60	14	15	9	12	4	3	3	—	—	
722	Food services & drinking places .....	10 069	42 710	179 859	576	181	121	122	113	27	11	—	1	—	
7221	Full-service restaurants .....	3 960	15 644	68 841	208	64	40	45	38	16	5	—	—	—	
72211	Full-service restaurants .....	3 960	15 644	68 841	208	64	40	45	38	16	5	—	—	—	
722110	Full-service restaurants .....	3 960	15 644	68 841	208	64	40	45	38	16	5	—	—	—	
7222	Limited-service eating places .....	4 029	10 787	46 166	272	77	58	62	67	5	3	—	—	—	
72221	Limited-service eating places .....	4 029	10 787	46 166	272	77	58	62	67	5	3	—	—	—	
722211	Limited-service restaurants .....	3 385	9 128	38 818	187	43	27	49	60	5	3	—	—	—	
7223	Special food services .....	1 243	12 664	49 017	39	24	5	4	—	3	2	—	1	—	
72231	Food service contractors .....	1 161	12 385	47 281	26	13	4	4	—	2	2	—	1	—	
722310	Food service contractors .....	1 161	12 385	47 281	26	13	4	4	—	2	2	—	1	—	
7224	Drinking places (alcoholic beverages) .....	837	3 615	15 835	57	16	18	11	8	3	1	—	—	—	
72241	Drinking places (alcoholic beverages) .....	837	3 615	15 835	57	16	18	11	8	3	1	—	—	—	
722410	Drinking places (alcoholic beverages) .....	837	3 615	15 835	57	16	18	11	8	3	1	—	—	—	
<b>81</b>	<b>Other services (except public administration) .....</b>	<b>5 770</b>	<b>35 639</b>	<b>152 129</b>	<b>762</b>	<b>419</b>	<b>185</b>	<b>106</b>	<b>38</b>	<b>10</b>	<b>4</b>	<b>—</b>	<b>—</b>	<b>—</b>	
811	Repair & maintenance .....	1 396	10 607	45 743	232	124	63	39	5	1	—	—	—	—	
8111	Automotive repair & maintenance .....	1 036	7 097	30 788	166	86	48	28	3	1	—	—	—	—	
81111	Automotive mechanical & electrical R&M .....	466	3 459	15 430	96	57	26	13	—	—	—	—	—	—	
811111	General automotive repair .....	398	2 929	13 154	78	45	21	12	—	—	—	—	—	—	
811112	Automotive body, paint, interior & glass repair .....	268	2 331	9 827	42	18	14	9	1	—	—	—	—	—	
811121	Automotive body, paint & interior R&M .....	203	1 871	7 633	30	13	9	7	1	—	—	—	—	—	
81119	Other automotive R&M .....	302	1 307	5 531	28	11	8	6	2	1	—	—	—	—	
8113	Commercial equipment (exc auto & elec) R&M .....	160	1 733	7 507	28	14	7	7	—	—	—	—	—	—	
81131	Commercial equipment (exc auto & elec) R&M .....	160	1 733	7 507	28	14	7	7	—	—	—	—	—	—	
811310	Commercial equipment (exc auto & elec) R&M .....	160	1 733	7 507	28	14	7	7	—	—	—	—	—	—	
8114	Personal & household goods R&M .....	122	747	3 127	24	14	8	1	1	—	—	—	—	—	

See footnotes at end of table.

**Table 6. Boroughs and Census Areas—Employees, Payroll, and Establishments by Industry: 2003—Con.**

[Excludes most government employees, railroad employees, and self-employed persons. Size class 1 to 4 includes establishments with payroll, but no employees, during mid-March pay period. (D) denotes figures withheld to avoid disclosing data for individual companies; the data are included in broader industry totals. Detailed industries with 100 or more employees are shown if industry was not a (D). For explanation of terms, abbreviations, and data reliability/comparability, see introductory text]

NAICS code	Industry	Number of employees for week including March 12	Payroll (\$1,000)		Total number of establishments	Number of establishments by employment-size class									
			First quarter	Annual		1 to 4	5 to 9	10 to 19	20 to 49	50 to 99	100 to 249	250 to 499	500 to 999	1,000 or more	
<b>ANCHORAGE—Con.</b>															
<b>81</b>	<b>Other services (except public administration)—Con.</b>														
812	Personal & laundry services .....	1 419	6 647	29 540	174	100	34	22	14	3	1	—	—	—	
8121	Personal care services .....	714	3 078	14 247	105	65	19	12	8	1	—	—	—	—	
81211	Hair, nail & skin care services .....	521	2 578	10 844	81	49	16	10	6	—	—	—	—	—	
81219	Other personal care services .....	193	500	3 403	24	16	3	2	2	1	—	—	—	—	
8123	Drycleaning & laundry services .....	465	2 308	9 549	29	12	6	2	2	2	1	—	—	—	
81232	Drycleaning & laundry services (exc coin-op) .....	310	1 276	5 313	20	6	5	5	2	2	—	—	—	—	
812320	Drycleaning & laundry services (exc coin-op) .....	310	1 276	5 313	20	6	5	5	2	2	—	—	—	—	
81233	Linens & uniform supply .....	(C)	(D)	(D)	1	—	—	—	—	—	1	—	—	—	
8129	Other personal services .....	(C)	(D)	(D)	33	21	7	2	3	—	—	—	—	—	
813	Religious, grantmaking, civic, prof & like organizations .....	2 955	18 385	76 846	356	195	88	45	19	6	3	—	—	—	
8131	Religious organizations .....	1 126	4 431	18 364	135	68	38	17	9	2	1	—	—	—	
81311	Religious organizations .....	1 126	4 431	18 364	135	68	38	17	9	2	1	—	—	—	
813110	Religious organizations .....	1 126	4 431	18 364	135	68	38	17	9	2	1	—	—	—	
8132	Grantmaking & giving services .....	373	3 528	15 481	26	11	6	4	3	1	1	—	—	—	
81321	Grantmaking & giving services .....	373	3 528	15 481	26	11	6	4	3	1	1	—	—	—	
813212	Voluntary health organizations .....	258	2 302	10 159	14	7	3	1	1	1	1	—	—	—	
8133	Social advocacy organizations .....	181	1 666	7 260	44	32	7	5	—	—	—	—	—	—	
81331	Social advocacy organizations .....	181	1 666	7 260	44	32	7	5	—	—	—	—	—	—	
8134	Civic & social organizations .....	724	3 403	13 806	50	18	18	7	4	2	1	—	—	—	
81341	Civic & social organizations .....	724	3 403	13 806	50	18	18	7	4	2	1	—	—	—	
813410	Civic & social organizations .....	724	3 403	13 806	50	18	18	7	4	2	1	—	—	—	
8139	Business, labor, political, like organizations .....	551	5 357	21 935	101	66	19	12	3	1	—	—	—	—	
81391	Business associations .....	178	1 729	6 729	30	19	6	4	—	1	—	—	—	—	
813910	Business associations .....	178	1 729	6 729	30	19	6	4	—	1	—	—	—	—	
81393	Labor unions & similar labor organizations .....	268	2 842	11 721	37	19	9	6	3	—	—	—	—	—	
813930	Labor unions & similar labor organizations .....	268	2 842	11 721	37	19	9	6	3	—	—	—	—	—	
<b>99</b>	<b>Unclassified establishments .....</b>	<b>43</b>	<b>216</b>	<b>3 112</b>	<b>33</b>	<b>28</b>	<b>4</b>	<b>1</b>	<b>—</b>	<b>—</b>	<b>—</b>	<b>—</b>	<b>—</b>	<b>—</b>	
<b>BETHEL</b>															
	<b>Total .....</b>	<b>3 681</b>	<b>25 136</b>	<b>117 172</b>	<b>228</b>	<b>114</b>	<b>59</b>	<b>37</b>	<b>13</b>	<b>2</b>	<b>1</b>	<b>1</b>	<b>—</b>	<b>1</b>	
<b>21</b>	<b>Mining .....</b>	<b>(A)</b>	<b>(D)</b>	<b>(D)</b>	<b>1</b>	<b>1</b>	<b>—</b>	<b>—</b>	<b>—</b>	<b>—</b>	<b>—</b>	<b>—</b>	<b>—</b>	<b>—</b>	
<b>22</b>	<b>Utilities .....</b>	<b>66</b>	<b>542</b>	<b>2 321</b>	<b>13</b>	<b>7</b>	<b>5</b>	<b>—</b>	<b>1</b>	<b>—</b>	<b>—</b>	<b>—</b>	<b>—</b>	<b>—</b>	
<b>23</b>	<b>Construction .....</b>	<b>44</b>	<b>1 029</b>	<b>6 938</b>	<b>18</b>	<b>14</b>	<b>3</b>	<b>1</b>	<b>—</b>	<b>—</b>	<b>—</b>	<b>—</b>	<b>—</b>	<b>—</b>	
<b>31-33</b>	<b>Manufacturing .....</b>	<b>59</b>	<b>67</b>	<b>171</b>	<b>3</b>	<b>1</b>	<b>—</b>	<b>1</b>	<b>1</b>	<b>—</b>	<b>—</b>	<b>—</b>	<b>—</b>	<b>—</b>	
<b>42</b>	<b>Wholesale trade .....</b>	<b>29</b>	<b>140</b>	<b>672</b>	<b>3</b>	<b>1</b>	<b>—</b>	<b>2</b>	<b>—</b>	<b>—</b>	<b>—</b>	<b>—</b>	<b>—</b>	<b>—</b>	
<b>44-45</b>	<b>Retail trade .....</b>	<b>641</b>	<b>2 200</b>	<b>9 579</b>	<b>54</b>	<b>16</b>	<b>16</b>	<b>15</b>	<b>6</b>	<b>1</b>	<b>—</b>	<b>—</b>	<b>—</b>	<b>—</b>	
445	Food & beverage stores .....	339	1 126	4 709	21	4	5	7	4	1	—	—	—	—	
4451	Grocery stores .....	339	1 126	4 709	21	4	5	7	4	1	—	—	—	—	
44511	Grocery (except convenience) stores .....	(E)	(D)	(D)	19	4	5	5	4	1	—	—	—	—	
452	General merchandise stores .....	233	706	2 838	18	4	5	7	2	—	—	—	—	—	
4529	Other general merchandise stores .....	233	706	2 838	18	4	5	7	2	—	—	—	—	—	
45299	All other general merchandise stores .....	233	706	2 838	18	4	5	7	2	—	—	—	—	—	
452990	All other general merchandise stores .....	233	706	2 838	18	4	5	7	2	—	—	—	—	—	
<b>48-49</b>	<b>Transportation &amp; warehousing .....</b>	<b>275</b>	<b>2 198</b>	<b>10 561</b>	<b>24</b>	<b>6</b>	<b>9</b>	<b>5</b>	<b>3</b>	<b>1</b>	<b>—</b>	<b>—</b>	<b>—</b>	<b>—</b>	
481	Air transportation .....	179	1 457	6 803	14	4	5	2	2	1	—	—	—	—	
4811	Scheduled air transportation .....	143	1 053	5 053	9	2	3	2	1	1	—	—	—	—	
48111	Scheduled air transportation .....	143	1 053	5 053	9	2	3	2	1	1	—	—	—	—	
<b>51</b>	<b>Information .....</b>	<b>62</b>	<b>468</b>	<b>2 114</b>	<b>9</b>	<b>6</b>	<b>—</b>	<b>2</b>	<b>1</b>	<b>—</b>	<b>—</b>	<b>—</b>	<b>—</b>	<b>—</b>	
<b>52</b>	<b>Finance &amp; insurance .....</b>	<b>45</b>	<b>298</b>	<b>1 289</b>	<b>6</b>	<b>1</b>	<b>3</b>	<b>2</b>	<b>—</b>	<b>—</b>	<b>—</b>	<b>—</b>	<b>—</b>	<b>—</b>	
<b>53</b>	<b>Real estate &amp; rental &amp; leasing .....</b>	<b>40</b>	<b>268</b>	<b>1 268</b>	<b>8</b>	<b>5</b>	<b>1</b>	<b>2</b>	<b>—</b>	<b>—</b>	<b>—</b>	<b>—</b>	<b>—</b>	<b>—</b>	
<b>54</b>	<b>Professional, scientific &amp; technical services .....</b>	<b>27</b>	<b>289</b>	<b>1 631</b>	<b>8</b>	<b>6</b>	<b>2</b>	<b>—</b>	<b>—</b>	<b>—</b>	<b>—</b>	<b>—</b>	<b>—</b>	<b>—</b>	
<b>55</b>	<b>Management of companies &amp; enterprises .....</b>	<b>(A)</b>	<b>(D)</b>	<b>(D)</b>	<b>1</b>	<b>1</b>	<b>—</b>	<b>—</b>	<b>—</b>	<b>—</b>	<b>—</b>	<b>—</b>	<b>—</b>	<b>—</b>	
<b>56</b>	<b>Admin, support, waste mgt, remediation services .....</b>	<b>27</b>	<b>273</b>	<b>2 314</b>	<b>7</b>	<b>6</b>	<b>—</b>	<b>1</b>	<b>—</b>	<b>—</b>	<b>—</b>	<b>—</b>	<b>—</b>	<b>—</b>	
<b>61</b>	<b>Educational services .....</b>	<b>(B)</b>	<b>(D)</b>	<b>(D)</b>	<b>4</b>	<b>2</b>	<b>1</b>	<b>1</b>	<b>—</b>	<b>—</b>	<b>—</b>	<b>—</b>	<b>—</b>	<b>—</b>	
<b>62</b>	<b>Health care and social assistance .....</b>	<b>2 190</b>	<b>16 612</b>	<b>74 506</b>	<b>20</b>	<b>5</b>	<b>9</b>	<b>2</b>	<b>1</b>	<b>—</b>	<b>1</b>	<b>1</b>	<b>—</b>	<b>1</b>	
622	Hospitals .....	(G)	(D)	(D)	1	—	—	—	—	—	—	—	—	1	
6221	General medical & surgical hospitals .....	(G)	(D)	(D)	1	—	—	—	—	—	—	—	—	1	
62211	General medical & surgical hospitals .....	(G)	(D)	(D)	1	—	—	—	—	—	—	—	—	1	
624	Social assistance .....	(F)	(D)	(D)	12	4	4	1	1	—	1	1	—	—	
6241	Individual & family services .....	(F)	(D)	(D)	6	2	1	—	1	—	1	1	—	—	
62411	Child & youth services .....	(C)	(D)	(D)	3	1	—	—	1	—	1	—	—	—	
62419	Other individual & family services .....	(E)	(D)	(D)	3	1	1	—	—	—	—	1	—	—	
<b>71</b>	<b>Arts, entertainment &amp; recreation .....</b>	<b>10</b>	<b>48</b>	<b>300</b>	<b>7</b>	<b>7</b>	<b>—</b>	<b>—</b>	<b>—</b>	<b>—</b>	<b>—</b>	<b>—</b>	<b>—</b>	<b>—</b>	
<b>72</b>	<b>Accommodation &amp; food services .....</b>	<b>68</b>	<b>232</b>	<b>1 323</b>	<b>23</b>	<b>16</b>	<b>6</b>	<b>1</b>	<b>—</b>	<b>—</b>	<b>—</b>	<b>—</b>	<b>—</b>	<b>—</b>	
<b>81</b>	<b>Other services (except public administration) .....</b>	<b>66</b>	<b>330</b>	<b>1 240</b>	<b>18</b>	<b>12</b>	<b>4</b>	<b>2</b>	<b>—</b>	<b>—</b>	<b>—</b>	<b>—</b>	<b>—</b>	<b>—</b>	

See footnotes at end of table.

Table 6. **Boroughs and Census Areas—Employees, Payroll, and Establishments by Industry: 2003—Con.**

[Excludes most government employees, railroad employees, and self-employed persons. Size class 1 to 4 includes establishments with payroll, but no employees, during mid-March pay period. (D) denotes figures withheld to avoid disclosing data for individual companies; the data are included in broader industry totals. Detailed industries with 100 or more employees are shown if industry was not a (D). For explanation of terms, abbreviations, and data reliability/comparability, see introductory text]

NAICS code	Industry	Number of employees for week including March 12	Payroll (\$1,000)		Total number of establishments	Number of establishments by employment-size class								
			First quarter	Annual		1 to 4	5 to 9	10 to 19	20 to 49	50 to 99	100 to 249	250 to 499	500 to 999	1,000 or more
<b>BETHEL—Con.</b>														
99	Unclassified establishments .....	(A)	(D)	(D)	1	1	—	—	—	—	—	—	—	—
<b>BRISTOL BAY</b>														
	Total .....	296	2 798	19 086	71	50	15	3	2	1	—	—	—	—
11	Forestry, fishing, hunting, and agriculture support .....	(A)	(D)	(D)	1	1	—	—	—	—	—	—	—	—
22	Utilities .....	(A)	(D)	(D)	1	—	—	1	—	—	—	—	—	—
23	Construction .....	(B)	(D)	(D)	6	5	—	—	1	—	—	—	—	—
31-33	Manufacturing .....	(A)	(D)	(D)	4	2	2	—	—	—	—	—	—	—
42	Wholesale trade .....	(A)	(D)	(D)	2	1	1	—	—	—	—	—	—	—
44-45	Retail trade .....	(B)	(D)	(D)	8	4	3	—	1	—	—	—	—	—
48-49	Transportation & warehousing .....	80	735	3 945	13	10	2	—	—	1	—	—	—	—
51	Information .....	(A)	(D)	(D)	2	1	—	1	—	—	—	—	—	—
52	Finance & insurance .....	(A)	(D)	(D)	1	—	1	—	—	—	—	—	—	—
53	Real estate & rental & leasing .....	(A)	(D)	(D)	2	1	1	—	—	—	—	—	—	—
54	Professional, scientific & technical services .....	(A)	(D)	(D)	2	2	—	—	—	—	—	—	—	—
56	Admin, support, waste mgt, remediation services .....	(A)	(D)	(D)	2	2	—	—	—	—	—	—	—	—
71	Arts, entertainment & recreation .....	—	—	76	3	3	—	—	—	—	—	—	—	—
72	Accommodation & food services .....	41	189	2 271	22	18	3	1	—	—	—	—	—	—
81	Other services (except public administration) .....	(A)	(D)	(D)	2	—	2	—	—	—	—	—	—	—
<b>DENALI</b>														
	Total .....	389	4 160	28 330	83	58	16	5	3	1	—	—	—	—
21	Mining .....	(B)	(D)	(D)	3	2	—	—	—	1	—	—	—	—
22	Utilities .....	(B)	(D)	(D)	1	—	—	—	1	—	—	—	—	—
23	Construction .....	20	133	914	5	2	3	—	—	—	—	—	—	—
42	Wholesale trade .....	(A)	(D)	(D)	1	1	—	—	—	—	—	—	—	—
44-45	Retail trade .....	(B)	(D)	(D)	10	8	1	1	—	—	—	—	—	—
48-49	Transportation & warehousing .....	25	76	1 669	10	7	2	1	—	—	—	—	—	—
51	Information .....	(B)	(D)	(D)	4	3	—	—	1	—	—	—	—	—
54	Professional, scientific & technical services .....	—	—	54	3	3	—	—	—	—	—	—	—	—
56	Admin, support, waste mgt, remediation services .....	(A)	(D)	(D)	2	2	—	—	—	—	—	—	—	—
61	Educational services .....	(A)	(D)	(D)	1	—	1	—	—	—	—	—	—	—
62	Health care and social assistance .....	(A)	(D)	(D)	2	—	2	—	—	—	—	—	—	—
71	Arts, entertainment & recreation .....	8	25	845	9	9	—	—	—	—	—	—	—	—
72	Accommodation & food services .....	110	549	8 935	31	21	6	3	1	—	—	—	—	—
721	Accommodation .....	101	528	8 274	25	16	5	3	1	—	—	—	—	—
81	Other services (except public administration) .....	(A)	(D)	(D)	1	—	1	—	—	—	—	—	—	—
<b>DILLINGHAM</b>														
	Total .....	1 131	9 742	44 884	95	62	14	8	8	1	1	1	—	—
11	Forestry, fishing, hunting, and agriculture support .....	(A)	(D)	(D)	1	1	—	—	—	—	—	—	—	—
21	Mining .....	(A)	(D)	(D)	1	1	—	—	—	—	—	—	—	—
22	Utilities .....	(B)	(D)	(D)	2	1	—	—	1	—	—	—	—	—
23	Construction .....	13	77	391	8	7	1	—	—	—	—	—	—	—
31-33	Manufacturing .....	87	822	5 929	3	1	1	—	—	1	—	—	—	—
42	Wholesale trade .....	(A)	(D)	(D)	1	—	—	1	—	—	—	—	—	—
44-45	Retail trade .....	144	724	2 961	13	6	2	2	3	—	—	—	—	—
48-49	Transportation & warehousing .....	70	442	2 003	15	11	2	1	1	—	—	—	—	—
51	Information .....	(A)	(D)	(D)	2	2	—	—	—	—	—	—	—	—
52	Finance & insurance .....	23	135	478	5	2	2	1	—	—	—	—	—	—
53	Real estate & rental & leasing .....	(A)	(D)	(D)	4	3	1	—	—	—	—	—	—	—
54	Professional, scientific & technical services .....	41	260	1 181	4	2	—	1	1	—	—	—	—	—
55	Management of companies & enterprises .....	(A)	(D)	(D)	3	3	—	—	—	—	—	—	—	—
56	Admin, support, waste mgt, remediation services .....	(A)	(D)	(D)	1	1	—	—	—	—	—	—	—	—
61	Educational services .....	(A)	(D)	(D)	1	—	1	—	—	—	—	—	—	—

See footnotes at end of table.

**Table 6. Boroughs and Census Areas—Employees, Payroll, and Establishments by Industry: 2003—Con.**

[Excludes most government employees, railroad employees, and self-employed persons. Size class 1 to 4 includes establishments with payroll, but no employees, during mid-March pay period. (D) denotes figures withheld to avoid disclosing data for individual companies; the data are included in broader industry totals. Detailed industries with 100 or more employees are shown if industry was not a (D). For explanation of terms, abbreviations, and data reliability/comparability, see introductory text]

NAICS code	Industry	Number of employees for week including March 12	Payroll (\$1,000)		Total number of establishments	Number of establishments by employment-size class								
			First quarter	Annual		1 to 4	5 to 9	10 to 19	20 to 49	50 to 99	100 to 249	250 to 499	500 to 999	1,000 or more
<b>DILLINGHAM—Con.</b>														
<b>62</b>	<b>Health care and social assistance . . . . .</b>	<b>620</b>	<b>6 164</b>	<b>25 937</b>	<b>6</b>	<b>1</b>	<b>1</b>	<b>—</b>	<b>2</b>	<b>—</b>	<b>1</b>	<b>1</b>	<b>—</b>	<b>—</b>
622	Hospitals . . . . .	(E)	(D)	(D)	1	—	—	—	—	—	—	1	—	—
6221	General medical & surgical hospitals . . . . .	(E)	(D)	(D)	1	—	—	—	—	—	—	1	—	—
62211	General medical & surgical hospitals . . . . .	(E)	(D)	(D)	1	—	—	—	—	—	—	1	—	—
624	Social assistance . . . . .	(C)	(D)	(D)	2	—	—	—	1	—	1	—	—	—
6243	Vocational rehabilitation services . . . . .	(C)	(D)	(D)	1	—	—	—	—	—	1	—	—	—
62431	Vocational rehabilitation services . . . . .	(C)	(D)	(D)	1	—	—	—	—	—	1	—	—	—
<b>71</b>	<b>Arts, entertainment &amp; recreation . . . . .</b>	<b>10</b>	<b>3</b>	<b>121</b>	<b>3</b>	<b>2</b>	<b>—</b>	<b>1</b>	<b>—</b>	<b>—</b>	<b>—</b>	<b>—</b>	<b>—</b>	<b>—</b>
<b>72</b>	<b>Accommodation &amp; food services . . . . .</b>	<b>(B)</b>	<b>(D)</b>	<b>(D)</b>	<b>17</b>	<b>13</b>	<b>3</b>	<b>1</b>	<b>—</b>	<b>—</b>	<b>—</b>	<b>—</b>	<b>—</b>	<b>—</b>
<b>81</b>	<b>Other services (except public administration) . . . . .</b>	<b>10</b>	<b>44</b>	<b>176</b>	<b>5</b>	<b>5</b>	<b>—</b>	<b>—</b>	<b>—</b>	<b>—</b>	<b>—</b>	<b>—</b>	<b>—</b>	<b>—</b>
<b>FAIRBANKS NORTH STAR</b>														
	<b>Total . . . . .</b>	<b>25 206</b>	<b>195 130</b>	<b>921 553</b>	<b>2 332</b>	<b>1 311</b>	<b>470</b>	<b>310</b>	<b>168</b>	<b>39</b>	<b>26</b>	<b>5</b>	<b>2</b>	<b>1</b>
<b>11</b>	<b>Forestry, fishing, hunting, and agriculture support . . . . .</b>	<b>(A)</b>	<b>(D)</b>	<b>(D)</b>	<b>2</b>	<b>1</b>	<b>1</b>	<b>—</b>	<b>—</b>	<b>—</b>	<b>—</b>	<b>—</b>	<b>—</b>	<b>—</b>
<b>21</b>	<b>Mining . . . . .</b>	<b>438</b>	<b>6 280</b>	<b>26 548</b>	<b>18</b>	<b>12</b>	<b>4</b>	<b>—</b>	<b>1</b>	<b>—</b>	<b>—</b>	<b>1</b>	<b>—</b>	<b>—</b>
212	Mining (except oil & gas) . . . . .	(E)	(D)	(D)	15	12	1	—	1	—	—	1	—	—
2122	Metal ore mining . . . . .	(E)	(D)	(D)	11	8	1	—	1	—	—	1	—	—
21222	Gold ore & silver ore mining . . . . .	(E)	(D)	(D)	10	8	1	—	—	—	—	1	—	—
<b>22</b>	<b>Utilities . . . . .</b>	<b>(C)</b>	<b>(D)</b>	<b>(D)</b>	<b>5</b>	<b>2</b>	<b>1</b>	<b>—</b>	<b>1</b>	<b>—</b>	<b>1</b>	<b>—</b>	<b>—</b>	<b>—</b>
221	Utilities . . . . .	(C)	(D)	(D)	5	2	1	—	1	—	1	—	—	—
2211	Elec pwr generation, transmsn & distribution . . . . .	(C)	(D)	(D)	2	—	—	—	1	—	1	—	—	—
22111	Electric power generation . . . . .	(C)	(D)	(D)	1	—	—	—	—	—	1	—	—	—
<b>23</b>	<b>Construction . . . . .</b>	<b>1 523</b>	<b>15 237</b>	<b>128 918</b>	<b>354</b>	<b>261</b>	<b>46</b>	<b>33</b>	<b>14</b>	<b>—</b>	<b>—</b>	<b>—</b>	<b>—</b>	<b>—</b>
236	Construction of Buildings . . . . .	337	2 716	22 009	109	91	12	4	2	—	—	—	—	—
2361	Residential Building Construction . . . . .	153	823	6 908	82	79	2	1	—	—	—	—	—	—
23611	Residential Building Construction . . . . .	153	823	6 908	82	79	2	1	—	—	—	—	—	—
236115	New Single-Family Housing Construction (except Operative Builders) . . . . .	115	612	4 953	53	50	2	1	—	—	—	—	—	—
2362	Nonresidential Building Construction . . . . .	184	1 893	15 101	27	12	10	3	2	—	—	—	—	—
23622	Commercial and Institutional Building Construction . . . . .	184	1 893	15 101	27	12	10	3	2	—	—	—	—	—
236220	Commercial and Institutional Building Construction . . . . .	184	1 893	15 101	27	12	10	3	2	—	—	—	—	—
237	Heavy and Civil Engineering Construction . . . . .	239	3 038	34 533	34	24	—	4	6	—	—	—	—	—
2373	Highway, Street, and Bridge Construction . . . . .	104	1 170	19 215	13	10	—	—	3	—	—	—	—	—
23731	Highway, Street, and Bridge Construction . . . . .	104	1 170	19 215	13	10	—	—	3	—	—	—	—	—
237310	Highway, Street, and Bridge Construction . . . . .	104	1 170	19 215	13	10	—	—	3	—	—	—	—	—
238	Specialty Trade Contractors . . . . .	947	9 483	72 376	211	146	34	25	6	—	—	—	—	—
2381	Foundation, Structure, and Building Exterior Contractors . . . . .	228	2 003	18 110	49	35	4	8	2	—	—	—	—	—
2382	Building Equipment Contractors . . . . .	478	5 545	38 644	67	34	14	15	4	—	—	—	—	—
23821	Electrical Contractors . . . . .	158	1 538	12 134	25	15	4	5	1	—	—	—	—	—
238210	Electrical Contractors . . . . .	158	1 538	12 134	25	15	4	5	1	—	—	—	—	—
23822	Plumbing, Heating, and Air-Conditioning Contractors . . . . .	305	3 737	25 254	39	18	8	10	3	—	—	—	—	—
238220	Plumbing, Heating, and Air-Conditioning Contractors . . . . .	305	3 737	25 254	39	18	8	10	3	—	—	—	—	—
2383	Building Finishing Contractors . . . . .	122	1 055	6 398	45	35	9	1	—	—	—	—	—	—
2389	Other Specialty Trade Contractors . . . . .	119	880	9 224	50	42	7	1	—	—	—	—	—	—
23891	Site Preparation Contractors . . . . .	103	778	7 072	38	31	6	1	—	—	—	—	—	—
238910	Site Preparation Contractors . . . . .	103	778	7 072	38	31	6	1	—	—	—	—	—	—
<b>31-33</b>	<b>Manufacturing . . . . .</b>	<b>415</b>	<b>5 053</b>	<b>24 161</b>	<b>57</b>	<b>40</b>	<b>9</b>	<b>5</b>	<b>2</b>	<b>—</b>	<b>1</b>	<b>—</b>	<b>—</b>	<b>—</b>
324	Petroleum & coal products mfg . . . . .	(C)	(D)	(D)	2	—	—	1	—	—	1	—	—	—
3241	Petroleum & coal products mfg . . . . .	(C)	(D)	(D)	2	—	—	1	—	—	1	—	—	—
32411	Petroleum refineries . . . . .	(C)	(D)	(D)	2	—	—	1	—	—	1	—	—	—
<b>42</b>	<b>Wholesale trade . . . . .</b>	<b>755</b>	<b>7 008</b>	<b>30 244</b>	<b>76</b>	<b>31</b>	<b>12</b>	<b>25</b>	<b>6</b>	<b>2</b>	<b>—</b>	<b>—</b>	<b>—</b>	<b>—</b>
423	Merchant Wholesalers, Durable Goods . . . . .	458	4 379	19 431	48	19	8	16	4	1	—	—	—	—
4238	Machinery, Equipment, and Supplies Merchant Wholesalers . . . . .	136	1 568	6 779	13	5	3	3	2	—	—	—	—	—
424	Merchant Wholesalers, Nondurable Goods . . . . .	(E)	(D)	(D)	27	11	4	9	2	1	—	—	—	—
4248	Beer, Wine, and Distilled Alcoholic Beverage Merchant Wholesalers . . . . .	(C)	(D)	(D)	3	—	—	1	1	1	—	—	—	—

See footnotes at end of table.

**Table 6. Boroughs and Census Areas—Employees, Payroll, and Establishments by Industry: 2003—Con.**

[Excludes most government employees, railroad employees, and self-employed persons. Size class 1 to 4 includes establishments with payroll, but no employees, during mid-March pay period. (D) denotes figures withheld to avoid disclosing data for individual companies; the data are included in broader industry totals. Detailed industries with 100 or more employees are shown if industry was not a (D). For explanation of terms, abbreviations, and data reliability/comparability, see introductory text]

NAICS code	Industry	Number of employees for week including March 12	Payroll (\$1,000)		Total number of establishments	Number of establishments by employment-size class								
			First quarter	Annual		1 to 4	5 to 9	10 to 19	20 to 49	50 to 99	100 to 249	250 to 499	500 to 999	1,000 or more
<b>FAIRBANKS NORTH STAR—Con.</b>														
<b>44-45</b>	<b>Retail trade</b> .....	<b>4 702</b>	<b>27 617</b>	<b>119 133</b>	<b>332</b>	<b>146</b>	<b>82</b>	<b>59</b>	<b>30</b>	<b>4</b>	<b>10</b>	<b>1</b>	—	—
441	Motor vehicle & parts dealers .....	979	8 107	36 163	51	13	12	12	9	2	3	—	—	—
4411	Automobile dealers .....	616	5 780	25 606	18	6	2	1	4	2	3	—	—	—
44111	New car dealers .....	517	4 731	20 170	9	3	—	—	1	2	3	—	—	—
441110	New car dealers .....	517	4 731	20 170	9	3	—	—	1	2	3	—	—	—
4412	Other motor vehicle dealers .....	103	716	3 262	10	2	3	4	1	—	—	—	—	—
44122	Motorcycle & boat & other MV dealers .....	(C)	(D)	(D)	9	1	3	4	1	—	—	—	—	—
4413	Automotive parts, accessories & tire stores .....	260	1 611	7 295	23	5	7	7	4	—	—	—	—	—
44131	Automotive parts, accessories & tire stores .....	195	1 242	5 396	18	3	7	6	2	—	—	—	—	—
441310	Automotive parts, accessories & tire stores .....	195	1 242	5 396	18	3	7	6	2	—	—	—	—	—
442	Furniture & home furnishing stores .....	111	861	3 707	14	7	4	1	2	—	—	—	—	—
443	Electronics & appliance stores .....	114	693	3 029	18	6	8	4	—	—	—	—	—	—
4431	Electronics & appliance stores .....	114	693	3 029	18	6	8	4	—	—	—	—	—	—
444	Bldg material & garden equip & supp dealers .....	374	2 253	11 321	29	12	4	8	4	—	1	—	—	—
4441	Building material & supplies dealers .....	360	2 206	10 939	26	10	4	7	4	—	1	—	—	—
44411	Home centers .....	(C)	(D)	(D)	3	1	—	—	1	—	1	—	—	—
44419	Other building material dealers .....	112	930	4 289	15	7	3	4	1	—	—	—	—	—
444190	Other building material dealers .....	112	930	4 289	15	7	3	4	1	—	—	—	—	—
445	Food & beverage stores .....	484	2 418	10 996	20	8	5	2	1	2	—	—	—	—
4451	Grocery stores .....	(E)	(D)	(D)	13	2	4	2	2	1	2	—	—	—
44511	Grocery (except convenience) stores .....	469	2 340	10 574	12	1	4	2	2	1	2	—	—	—
445110	Grocery (except convenience) stores .....	469	2 340	10 574	12	1	4	2	2	1	2	—	—	—
447	Gasoline stations .....	325	1 520	6 821	34	8	12	10	4	—	—	—	—	—
4471	Gasoline stations .....	325	1 520	6 821	34	8	12	10	4	—	—	—	—	—
44711	Gasoline stations with convenience stores .....	170	680	3 132	19	5	7	5	2	—	—	—	—	—
447110	Gasoline stations with convenience stores .....	170	680	3 132	19	5	7	5	2	—	—	—	—	—
44719	Other gasoline stations .....	155	840	3 689	15	3	5	5	2	—	—	—	—	—
447190	Other gasoline stations .....	155	840	3 689	15	3	5	5	2	—	—	—	—	—
448	Clothing & clothing accessories stores .....	249	1 084	4 582	34	18	11	3	1	1	—	—	—	—
4481	Clothing stores .....	178	718	3 108	21	12	4	3	1	1	—	—	—	—
451	Sporting goods, hobby, book & music stores .....	193	708	3 130	26	15	3	6	2	—	—	—	—	—
4511	Sporting goods, hobby, musical instrument stores .....	147	550	2 440	20	12	3	3	2	—	—	—	—	—
452	General merchandise stores .....	1 291	6 377	24 470	10	3	1	1	—	—	4	1	—	—
4521	Department stores .....	(C)	(D)	(D)	1	—	—	—	—	—	1	—	—	—
45211	Department stores .....	(C)	(D)	(D)	1	—	—	—	—	—	1	—	—	—
4529	Other general merchandise stores .....	(G)	(D)	(D)	9	3	1	1	—	—	3	1	—	—
45291	Warehouse clubs & superstores .....	1 111	5 810	22 023	4	—	—	—	—	—	3	1	—	—
452910	Warehouse clubs & superstores .....	1 111	5 810	22 023	4	—	—	—	—	—	3	1	—	—
453	Miscellaneous store retailers .....	296	1 162	5 206	54	32	13	7	2	—	—	—	—	—
4532	Office supplies, stationery & gift stores .....	136	528	2 411	27	17	6	3	1	—	—	—	—	—
454	Nonstore retailers .....	206	1 910	7 320	23	10	5	5	3	—	—	—	—	—
4543	Direct selling establishments .....	(C)	(D)	(D)	21	10	4	5	2	—	—	—	—	—
45431	Fuel dealers .....	128	1 449	5 274	9	2	2	3	2	—	—	—	—	—
<b>48-49</b>	<b>Transportation &amp; warehousing</b> .....	<b>2 312</b>	<b>22 726</b>	<b>93 243</b>	<b>108</b>	<b>54</b>	<b>11</b>	<b>18</b>	<b>12</b>	<b>7</b>	<b>6</b>	—	—	—
481	Air transportation .....	940	7 465	31 031	21	11	—	1	2	4	3	—	—	—
4811	Scheduled air transportation .....	579	3 950	16 476	9	2	—	1	2	2	2	—	—	—
48111	Scheduled air transportation .....	579	3 950	16 476	9	2	—	1	2	2	2	—	—	—
481111	Scheduled passenger air transportation .....	506	3 466	14 338	6	1	—	1	—	2	2	—	—	—
4812	Nonscheduled air transportation .....	361	3 515	14 555	12	9	—	—	—	2	1	—	—	—
48121	Nonscheduled air transportation .....	361	3 515	14 555	12	9	—	—	—	2	1	—	—	—
484	Truck transportation .....	618	5 601	27 460	46	24	4	9	5	3	1	—	—	—
4841	General freight trucking .....	336	3 452	13 853	21	12	1	3	2	2	1	—	—	—
48412	General freight trucking, long-distance .....	244	2 707	12 097	12	6	1	1	2	1	1	—	—	—
4842	Specialized freight trucking .....	282	2 149	13 607	25	12	3	6	3	1	—	—	—	—
48421	Used household & office goods moving .....	179	1 015	5 039	9	—	2	4	3	—	—	—	—	—
484210	Used household & office goods moving .....	179	1 015	5 039	9	—	2	4	3	—	—	—	—	—
485	Transit & ground passenger transportation .....	264	920	4 002	7	2	4	—	—	—	1	—	—	—
4854	School & employee bus transportation .....	(C)	(D)	(D)	1	—	—	—	—	—	1	—	—	—
48541	School & employee bus transportation .....	(C)	(D)	(D)	1	—	—	—	—	—	1	—	—	—
486	Pipeline transportation .....	(C)	(D)	(D)	1	—	—	—	—	—	1	—	—	—
4861	Pipeline transportation of crude oil .....	(C)	(D)	(D)	1	—	—	—	—	—	1	—	—	—
48611	Pipeline transportation of crude oil .....	(C)	(D)	(D)	1	—	—	—	—	—	1	—	—	—
488	Transportation support activities .....	118	870	3 791	17	11	2	3	1	—	—	—	—	—
492	Couriers & messengers .....	(C)	(D)	(D)	8	2	1	3	2	—	—	—	—	—
<b>51</b>	<b>Information</b> .....	<b>655</b>	<b>7 449</b>	<b>32 947</b>	<b>33</b>	<b>12</b>	<b>7</b>	<b>5</b>	<b>5</b>	<b>3</b>	<b>1</b>	—	—	—
511	Publishing industries .....	(C)	(D)	(D)	3	—	2	—	—	—	1	—	—	—
5111	Newspaper, periodical, book, database publishers .....	(C)	(D)	(D)	3	—	2	—	—	—	1	—	—	—
51111	Newspaper publishers .....	(C)	(D)	(D)	1	—	—	—	—	—	1	—	—	—
517	Telecommunications .....	340	4 826	22 257	17	5	3	3	4	2	—	—	—	—
5171	Wired Telecommunications Carriers .....	241	3 483	16 859	8	1	2	2	1	2	—	—	—	—
51711	Wired Telecommunications Carriers .....	241	3 483	16 859	8	1	2	2	1	2	—	—	—	—
517110	Wired Telecommunications Carriers .....	241	3 483	16 859	8	1	2	2	1	2	—	—	—	—

See footnotes at end of table.



**Table 6. Boroughs and Census Areas—Employees, Payroll, and Establishments by Industry: 2003—Con.**

[Excludes most government employees, railroad employees, and self-employed persons. Size class 1 to 4 includes establishments with payroll, but no employees, during mid-March pay period. (D) denotes figures withheld to avoid disclosing data for individual companies; the data are included in broader industry totals. Detailed industries with 100 or more employees are shown if industry was not a (D). For explanation of terms, abbreviations, and data reliability/comparability, see introductory text]

NAICS code	Industry	Number of employees for week including March 12	Payroll (\$1,000)		Total number of establishments	Number of establishments by employment-size class								
			First quarter	Annual		1 to 4	5 to 9	10 to 19	20 to 49	50 to 99	100 to 249	250 to 499	500 to 999	1,000 or more
<b>FAIRBANKS NORTH STAR—Con.</b>														
<b>52</b>	<b>Finance &amp; insurance</b> .....	<b>709</b>	<b>7 133</b>	<b>28 504</b>	<b>90</b>	<b>43</b>	<b>25</b>	<b>15</b>	<b>6</b>	<b>1</b>	—	—	—	—
522	Credit intermediation & related activities .....	486	5 046	18 905	40	10	15	9	5	1	—	—	—	—
5221	Depository credit intermediation .....	(E)	(D)	(D)	35	9	11	9	5	1	—	—	—	—
52211	Commercial banking .....	213	2 180	8 350	18	7	4	4	2	1	—	—	—	—
522110	Commercial banking .....	213	2 180	8 350	18	7	4	4	2	1	—	—	—	—
52213	Credit unions .....	(C)	(D)	(D)	14	2	6	4	2	—	—	—	—	—
524	Insurance carriers & related activities .....	(C)	(D)	(D)	33	19	8	5	1	—	—	—	—	—
5242	Agencies & other insurance related activities ...	(C)	(D)	(D)	32	19	8	5	—	—	—	—	—	—
52421	Insurance agencies & brokerages .....	156	1 381	6 116	30	17	8	5	—	—	—	—	—	—
524210	Insurance agencies & brokerages .....	156	1 381	6 116	30	17	8	5	—	—	—	—	—	—
<b>53</b>	<b>Real estate &amp; rental &amp; leasing</b> .....	<b>769</b>	<b>4 267</b>	<b>21 923</b>	<b>115</b>	<b>74</b>	<b>22</b>	<b>12</b>	<b>3</b>	<b>4</b>	—	—	—	—
531	Real estate .....	492	2 698	14 653	84	61	14	4	2	3	—	—	—	—
5311	Lessors of real estate .....	187	1 123	5 784	40	29	6	4	1	—	—	—	—	—
5313	Activities related to real estate .....	243	1 250	7 016	16	9	3	—	1	3	—	—	—	—
53131	Real estate property managers .....	(C)	(D)	(D)	8	3	—	1	3	—	—	—	—	—
532	Rental & leasing services .....	277	1 569	7 270	31	13	8	8	1	1	—	—	—	—
5322	Consumer goods rental .....	(C)	(D)	(D)	12	4	3	5	—	—	—	—	—	—
53223	Video tape & disc rental .....	100	270	896	10	3	2	5	—	—	—	—	—	—
532230	Video tape & disc rental .....	100	270	896	10	3	2	5	—	—	—	—	—	—
<b>54</b>	<b>Professional, scientific &amp; technical services</b> .....	<b>1 029</b>	<b>9 868</b>	<b>48 152</b>	<b>212</b>	<b>144</b>	<b>39</b>	<b>19</b>	<b>10</b>	—	—	—	—	—
541	Professional, scientific & technical services .....	1 029	9 868	48 152	212	144	39	19	10	—	—	—	—	—
5411	Legal services .....	180	1 799	8 926	45	31	10	4	—	—	—	—	—	—
54111	Offices of lawyers .....	(C)	(D)	(D)	43	29	10	4	—	—	—	—	—	—
5412	Accounting, tax prep, bookkeep, payroll services .....	189	1 685	6 835	42	29	7	4	2	—	—	—	—	—
54121	Accounting, tax prep, bookkeep, payroll services .....	189	1 685	6 835	42	29	7	4	2	—	—	—	—	—
541211	Offices of certified public accountants .....	102	1 130	5 174	16	9	3	3	1	—	—	—	—	—
5413	Architectural, engineering & related services ...	275	3 139	16 950	44	29	6	5	4	—	—	—	—	—
54133	Engineering services .....	178	1 998	11 116	27	17	5	2	3	—	—	—	—	—
541330	Engineering services .....	178	1 998	11 116	27	17	5	2	3	—	—	—	—	—
5416	Management, sci & tech consulting services ...	109	932	4 799	32	25	5	1	1	—	—	—	—	—
5417	Scientific R&D services .....	100	1 147	5 062	14	7	4	2	1	—	—	—	—	—
54171	R&D in physical, engineering & life sciences..	(C)	(D)	(D)	13	6	4	2	1	—	—	—	—	—
5419	Oth professional, scientific, technical services ..	118	758	3 724	19	12	3	2	2	—	—	—	—	—
54194	Veterinary services .....	102	689	3 141	11	5	3	1	2	—	—	—	—	—
541940	Veterinary services .....	102	689	3 141	11	5	3	1	2	—	—	—	—	—
<b>55</b>	<b>Management of companies &amp; enterprises</b> ..	<b>60</b>	<b>642</b>	<b>3 564</b>	<b>8</b>	<b>5</b>	<b>1</b>	<b>1</b>	<b>1</b>	—	—	—	—	—
<b>56</b>	<b>Admin, support, waste mgt, remediation services</b> .....	<b>729</b>	<b>11 317</b>	<b>46 229</b>	<b>99</b>	<b>53</b>	<b>25</b>	<b>14</b>	<b>6</b>	<b>1</b>	—	—	—	—
561	Administrative & support services .....	635	10 521	42 716	86	45	24	11	5	1	—	—	—	—
5617	Services to buildings & dwellings .....	167	470	2 320	33	19	9	5	—	—	—	—	—	—
56172	Janitorial services .....	158	462	2 044	26	13	8	5	—	—	—	—	—	—
561720	Janitorial services .....	158	462	2 044	26	13	8	5	—	—	—	—	—	—
<b>61</b>	<b>Educational services</b> .....	<b>189</b>	<b>903</b>	<b>3 688</b>	<b>31</b>	<b>21</b>	<b>4</b>	<b>5</b>	—	<b>1</b>	—	—	—	—
611	Educational services .....	189	903	3 688	31	21	4	5	—	1	—	—	—	—
6116	Other schools & instruction .....	132	515	2 125	17	11	2	3	—	1	—	—	—	—
<b>62</b>	<b>Health care and social assistance</b> .....	<b>5 037</b>	<b>45 430</b>	<b>205 392</b>	<b>258</b>	<b>126</b>	<b>62</b>	<b>39</b>	<b>22</b>	<b>2</b>	<b>3</b>	<b>1</b>	<b>2</b>	<b>1</b>
621	Ambulatory health care services .....	1 225	15 039	78 046	144	73	42	21	5	1	2	—	—	—
6211	Offices of physicians .....	528	9 309	50 078	54	32	11	8	1	1	1	—	—	—
62111	Offices of physicians .....	528	9 309	50 078	54	32	11	8	1	1	1	—	—	—
6212	Offices of dentists .....	268	2 586	13 309	41	10	23	8	—	—	—	—	—	—
62121	Offices of dentists .....	268	2 586	13 309	41	10	23	8	—	—	—	—	—	—
621210	Offices of dentists .....	268	2 586	13 309	41	10	23	8	—	—	—	—	—	—
6213	Offices of other health practitioners .....	124	833	3 918	35	26	5	4	—	—	—	—	—	—
6214	Outpatient care centers .....	214	1 453	6 741	6	1	2	—	2	—	1	—	—	—
62142	Outpatient mental health, substance abuse ctrs .....	(C)	(D)	(D)	1	—	—	—	—	—	1	—	—	—
622	Hospitals .....	(G)	(D)	(D)	2	—	—	—	—	—	—	—	1	1
6221	General medical & surgical hospitals .....	(G)	(D)	(D)	2	—	—	—	—	—	—	—	1	1
62211	General medical & surgical hospitals .....	(G)	(D)	(D)	2	—	—	—	—	—	—	—	1	1
623	Nursing & residential care facilities .....	(F)	(D)	(D)	25	9	5	5	4	—	1	1	—	—
6231	Nursing care facilities .....	(C)	(D)	(D)	1	—	—	—	—	—	1	—	—	—
62311	Nursing care facilities .....	(C)	(D)	(D)	1	—	—	—	—	—	1	—	—	—
6233	Community care facilities for the elderly .....	387	2 220	8 718	15	7	4	3	—	—	—	1	—	—
62331	Community care facilities for the elderly .....	387	2 220	8 718	15	7	4	3	—	—	—	1	—	—

See footnotes at end of table.

**Table 6. Boroughs and Census Areas—Employees, Payroll, and Establishments by Industry: 2003—Con.**

[Excludes most government employees, railroad employees, and self-employed persons. Size class 1 to 4 includes establishments with payroll, but no employees, during mid-March pay period. (D) denotes figures withheld to avoid disclosing data for individual companies; the data are included in broader industry totals. Detailed industries with 100 or more employees are shown if industry was not a (D). For explanation of terms, abbreviations, and data reliability/comparability, see introductory text]

NAICS code	Industry	Number of employees for week including March 12	Payroll (\$1,000)		Total number of establishments	Number of establishments by employment-size class								
			First quarter	Annual		1 to 4	5 to 9	10 to 19	20 to 49	50 to 99	100 to 249	250 to 499	500 to 999	1,000 or more
<b>FAIRBANKS NORTH STAR—Con.</b>														
<b>62</b>	<b>Health care and social assistance—Con.</b>													
624	Social assistance .....	1 524	10 580	42 107	87	44	15	13	13	1	-	-	1	-
6241	Individual & family services .....	1 118	8 757	34 193	36	18	5	4	7	1	-	-	1	-
62412	Services for elderly & disabled persons .....	199	1 151	4 820	7	2	1	-	3	1	-	-	-	-
624120	Services for elderly & disabled persons .....	199	1 151	4 820	7	2	1	-	3	1	-	-	-	-
62419	Other individual & family services .....	826	6 973	26 444	23	14	4	2	2	-	-	-	1	-
624190	Other individual & family services .....	826	6 973	26 444	23	14	4	2	2	-	-	-	1	-
6244	Child day care services .....	303	1 214	5 271	36	18	7	6	5	-	-	-	-	-
62441	Child day care services .....	303	1 214	5 271	36	18	7	6	5	-	-	-	-	-
624410	Child day care services .....	303	1 214	5 271	36	18	7	6	5	-	-	-	-	-
<b>71</b>	<b>Arts, entertainment &amp; recreation .....</b>	<b>608</b>	<b>1 660</b>	<b>7 781</b>	<b>63</b>	<b>41</b>	<b>12</b>	<b>4</b>	<b>4</b>	<b>1</b>	-	<b>1</b>	-	-
713	Amusement, gambling & recreation industries ....	542	1 340	6 137	44	27	8	4	3	1	-	1	-	-
7132	Gambling industries .....	113	366	1 588	12	3	5	2	2	-	-	-	-	-
71329	Other gambling industries .....	113	366	1 588	12	3	5	2	2	-	-	-	-	-
713290	Other gambling industries .....	113	366	1 588	12	3	5	2	2	-	-	-	-	-
7139	Other amusement & recreation industries .....	(E)	(D)	(D)	31	23	3	2	1	1	-	1	-	-
71394	Fitness & recreational sports centers .....	358	698	2 740	8	4	2	-	-	1	-	1	-	-
713940	Fitness & recreational sports centers .....	358	698	2 740	8	4	2	-	-	1	-	1	-	-
<b>72</b>	<b>Accommodation &amp; food services .....</b>	<b>3 487</b>	<b>10 015</b>	<b>48 107</b>	<b>213</b>	<b>92</b>	<b>36</b>	<b>32</b>	<b>38</b>	<b>12</b>	<b>2</b>	<b>1</b>	-	-
721	Accommodation .....	1 084	3 276	16 881	46	28	5	2	5	4	1	1	-	-
7211	Traveler accommodation .....	1 034	3 058	15 831	38	21	5	2	4	4	1	1	-	-
72111	Hotels (exc casino hotels) & motels .....	1 029	3 053	15 789	32	16	4	2	4	4	1	1	-	-
721110	Hotels (exc casino hotels) & motels .....	1 029	3 053	15 789	32	16	4	2	4	4	1	1	-	-
722	Food services & drinking places .....	2 403	6 739	31 226	167	64	31	30	33	8	1	-	-	-
7221	Full-service restaurants .....	1 042	3 163	15 262	63	19	12	14	16	1	1	-	-	-
72211	Full-service restaurants .....	1 042	3 163	15 262	63	19	12	14	16	1	1	-	-	-
722110	Full-service restaurants .....	1 042	3 163	15 262	63	19	12	14	16	1	1	-	-	-
7222	Limited-service eating places .....	993	2 474	11 108	64	22	10	12	15	5	-	-	-	-
72221	Limited-service eating places .....	993	2 474	11 108	64	22	10	12	15	5	-	-	-	-
722211	Limited-service eating places .....	876	2 154	9 422	45	12	4	10	14	5	-	-	-	-
7223	Special food services .....	155	543	2 424	13	11	-	-	-	2	-	-	-	-
72231	Food service contractors .....	(C)	(D)	(D)	5	3	-	-	-	2	-	-	-	-
7224	Drinking places (alcoholic beverages) .....	213	559	2 432	27	12	9	4	2	-	-	-	-	-
72241	Drinking places (alcoholic beverages) .....	213	559	2 432	27	12	9	4	2	-	-	-	-	-
722410	Drinking places (alcoholic beverages) .....	213	559	2 432	27	12	9	4	2	-	-	-	-	-
<b>81</b>	<b>Other services (except public administration) .....</b>	<b>1 557</b>	<b>9 136</b>	<b>38 082</b>	<b>248</b>	<b>145</b>	<b>70</b>	<b>23</b>	<b>7</b>	<b>1</b>	<b>2</b>	-	-	-
811	Repair & maintenance .....	545	4 293	18 239	85	50	23	9	2	-	1	-	-	-
8111	Automotive repair & maintenance .....	440	3 544	14 858	58	31	18	6	2	-	1	-	-	-
81111	Automotive mechanical & electrical R&M .....	(C)	(D)	(D)	39	24	13	-	2	-	-	-	-	-
811111	General automotive repair .....	158	1 286	5 944	33	20	11	-	2	-	-	-	-	-
81112	Automotive body, paint, interior & glass repair .....	207	1 886	7 189	15	6	5	3	-	-	1	-	-	-
811121	Automotive body, paint & interior R&M .....	191	1 791	6 725	12	4	4	3	-	-	1	-	-	-
812	Personal & laundry services .....	334	1 472	6 352	58	33	17	7	-	1	-	-	-	-
8121	Personal care services .....	222	1 104	4 773	36	22	9	4	-	1	-	-	-	-
81211	Hair, nail & skin care services .....	183	1 016	4 384	27	17	5	4	-	1	-	-	-	-
813	Religious, grantmaking, civic, prof & like organizations .....	678	3 371	13 491	105	62	30	7	5	-	1	-	-	-
8131	Religious organizations .....	433	2 029	7 766	52	33	10	5	3	-	1	-	-	-
81311	Religious organizations .....	433	2 029	7 766	52	33	10	5	3	-	1	-	-	-
813110	Religious organizations .....	433	2 029	7 766	52	33	10	5	3	-	1	-	-	-
8134	Civic & social organizations .....	123	383	1 732	17	6	8	1	2	-	-	-	-	-
81341	Civic & social organizations .....	123	383	1 732	17	6	8	1	2	-	-	-	-	-
813410	Civic & social organizations .....	123	383	1 732	17	6	8	1	2	-	-	-	-	-
<b>99</b>	<b>Unclassified establishments .....</b>	<b>(B)</b>	<b>(D)</b>	<b>(D)</b>	<b>10</b>	<b>8</b>	<b>1</b>	<b>1</b>	-	-	-	-	-	-
<b>HAINES</b>														
	<b>Total .....</b>	<b>456</b>	<b>2 561</b>	<b>15 779</b>	<b>116</b>	<b>86</b>	<b>16</b>	<b>11</b>	<b>3</b>	-	-	-	-	-
<b>11</b>	<b>Forestry, fishing, hunting, and agriculture support .....</b>	<b>2</b>	<b>11</b>	<b>39</b>	<b>4</b>	<b>4</b>	-	-	-	-	-	-	-	-
<b>22</b>	<b>Utilities .....</b>	<b>(A)</b>	<b>(D)</b>	<b>(D)</b>	<b>1</b>	-	<b>1</b>	-	-	-	-	-	-	-
<b>23</b>	<b>Construction .....</b>	<b>45</b>	<b>489</b>	<b>4 152</b>	<b>10</b>	<b>9</b>	-	-	<b>1</b>	-	-	-	-	-
<b>31-33</b>	<b>Manufacturing .....</b>	<b>3</b>	<b>6</b>	<b>78</b>	<b>4</b>	<b>4</b>	-	-	-	-	-	-	-	-
<b>42</b>	<b>Wholesale trade .....</b>	<b>(A)</b>	<b>(D)</b>	<b>(D)</b>	<b>2</b>	<b>1</b>	-	<b>1</b>	-	-	-	-	-	-
<b>44-45</b>	<b>Retail trade .....</b>	<b>106</b>	<b>579</b>	<b>3 036</b>	<b>22</b>	<b>14</b>	<b>5</b>	<b>2</b>	<b>1</b>	-	-	-	-	-
<b>48-49</b>	<b>Transportation &amp; warehousing .....</b>	<b>27</b>	<b>131</b>	<b>946</b>	<b>11</b>	<b>8</b>	<b>3</b>	-	-	-	-	-	-	-
<b>51</b>	<b>Information .....</b>	<b>15</b>	<b>70</b>	<b>270</b>	<b>3</b>	<b>2</b>	<b>1</b>	-	-	-	-	-	-	-
<b>52</b>	<b>Finance &amp; insurance .....</b>	<b>14</b>	<b>124</b>	<b>639</b>	<b>3</b>	<b>2</b>	-	<b>1</b>	-	-	-	-	-	-
<b>53</b>	<b>Real estate &amp; rental &amp; leasing .....</b>	<b>7</b>	<b>22</b>	<b>82</b>	<b>4</b>	<b>4</b>	-	-	-	-	-	-	-	-
<b>54</b>	<b>Professional, scientific &amp; technical services .....</b>	<b>(A)</b>	<b>(D)</b>	<b>(D)</b>	<b>2</b>	<b>2</b>	-	-	-	-	-	-	-	-
<b>55</b>	<b>Management of companies &amp; enterprises .....</b>	<b>(A)</b>	<b>(D)</b>	<b>(D)</b>	<b>1</b>	-	<b>1</b>	-	-	-	-	-	-	-

See footnotes at end of table.

**Table 6. Boroughs and Census Areas—Employees, Payroll, and Establishments by Industry: 2003—Con.**

[Excludes most government employees, railroad employees, and self-employed persons. Size class 1 to 4 includes establishments with payroll, but no employees, during mid-March pay period. (D) denotes figures withheld to avoid disclosing data for individual companies; the data are included in broader industry totals. Detailed industries with 100 or more employees are shown if industry was not a (D). For explanation of terms, abbreviations, and data reliability/comparability, see introductory text]

NAICS code	Industry	Number of employees for week including March 12	Payroll (\$1,000)		Total number of establishments	Number of establishments by employment-size class								
			First quarter	Annual		1 to 4	5 to 9	10 to 19	20 to 49	50 to 99	100 to 249	250 to 499	500 to 999	1,000 or more
<b>HAINES—Con.</b>														
56	<b>Admin, support, waste mgt, remediation services</b> .....	12	59	217	5	4	1	—	—	—	—	—	—	—
61	<b>Educational services</b> .....	(A)	(D)	(D)	1	—	1	—	—	—	—	—	—	—
62	<b>Health care and social assistance</b> .....	72	469	2 078	7	4	—	2	1	—	—	—	—	—
71	<b>Arts, entertainment &amp; recreation</b> .....	15	59	1 176	8	7	1	—	—	—	—	—	—	—
72	<b>Accommodation &amp; food services</b> .....	84	207	1 356	18	12	1	5	—	—	—	—	—	—
81	<b>Other services (except public administration)</b> .....	23	64	260	10	9	1	—	—	—	—	—	—	—
<b>JUNEAU</b>														
	<b>Total</b> .....	9 892	73 997	338 506	1 082	604	217	146	87	20	6	2	—	—
11	<b>Forestry, fishing, hunting, and agriculture support</b> .....	72	509	3 866	19	17	—	—	2	—	—	—	—	—
21	<b>Mining</b> .....	(E)	(D)	(D)	8	4	1	—	1	1	1	—	—	—
212	Mining (except oil & gas) .....	(E)	(D)	(D)	7	3	1	—	1	1	1	—	—	—
2122	Metal ore mining .....	(E)	(D)	(D)	4	1	1	—	1	—	1	—	—	—
21223	Copper, nickel, lead & zinc mining .....	(C)	(D)	(D)	1	—	—	—	—	—	1	—	—	—
22	<b>Utilities</b> .....	(B)	(D)	(D)	1	—	—	—	—	1	—	—	—	—
23	<b>Construction</b> .....	794	7 681	39 487	133	88	17	20	7	1	—	—	—	—
236	Construction of Buildings .....	284	2 236	10 860	59	42	7	9	—	1	—	—	—	—
2361	Residential Building Construction .....	180	1 505	7 752	48	35	5	8	—	—	—	—	—	—
23611	Residential Building Construction .....	180	1 505	7 752	48	35	5	8	—	—	—	—	—	—
2362	Nonresidential Building Construction .....	104	731	3 108	11	7	2	1	—	1	—	—	—	—
23622	Commercial and Institutional Building Construction .....	104	731	3 108	11	7	2	1	—	1	—	—	—	—
236220	Commercial and Institutional Building Construction .....	104	731	3 108	11	7	2	1	—	1	—	—	—	—
237	Heavy and Civil Engineering Construction .....	237	2 759	16 390	15	5	2	3	5	—	—	—	—	—
2373	Highway, Street, and Bridge Construction .....	108	1 207	7 511	5	2	—	—	3	—	—	—	—	—
23731	Highway, Street, and Bridge Construction .....	108	1 207	7 511	5	2	—	—	3	—	—	—	—	—
237310	Highway, Street, and Bridge Construction .....	108	1 207	7 511	5	2	—	—	3	—	—	—	—	—
238	Specialty Trade Contractors .....	273	2 686	12 237	59	41	8	8	2	—	—	—	—	—
2382	Building Equipment Contractors .....	196	2 184	9 105	19	4	6	7	2	—	—	—	—	—
23822	Plumbing, Heating, and Air-Conditioning Contractors .....	115	1 205	5 180	9	—	4	4	1	—	—	—	—	—
238220	Plumbing, Heating, and Air-Conditioning Contractors .....	115	1 205	5 180	9	—	4	4	1	—	—	—	—	—
31-33	<b>Manufacturing</b> .....	184	1 393	7 510	27	17	5	2	2	1	—	—	—	—
42	<b>Wholesale trade</b> .....	247	2 049	8 335	37	23	5	4	5	—	—	—	—	—
424	Merchant Wholesalers, Nondurable Goods .....	154	1 129	4 601	20	12	2	3	3	—	—	—	—	—
44-45	<b>Retail trade</b> .....	1 793	9 976	44 132	165	87	43	16	14	2	2	1	—	—
441	Motor vehicle & parts dealers .....	159	1 459	6 410	13	3	4	3	3	—	—	—	—	—
4411	Automobile dealers .....	(C)	(D)	(D)	6	—	2	1	3	—	—	—	—	—
44111	New car dealers .....	107	1 123	4 865	5	—	1	1	3	—	—	—	—	—
441110	New car dealers .....	107	1 123	4 865	5	—	1	1	3	—	—	—	—	—
444	Bldg material & garden equip & supp dealers .....	130	842	3 838	9	3	2	1	3	—	—	—	—	—
4441	Building material & supplies dealers .....	(C)	(D)	(D)	8	3	1	1	3	—	—	—	—	—
445	Food & beverage stores .....	321	1 521	7 179	15	3	7	2	1	1	1	—	—	—
4451	Grocery stores .....	(C)	(D)	(D)	5	1	1	1	—	1	1	—	—	—
44511	Grocery (except convenience) stores .....	(C)	(D)	(D)	4	1	—	1	—	1	1	—	—	—
448	Clothing & clothing accessories stores .....	131	809	3 871	23	13	6	3	1	—	—	—	—	—
452	General merchandise stores .....	528	2 827	10 610	5	2	—	—	—	1	1	1	—	—
4529	Other general merchandise stores .....	528	2 827	10 610	5	2	—	—	—	1	1	1	—	—
45291	Warehouse clubs & superstores .....	(F)	(D)	(D)	3	—	—	—	—	1	1	1	—	—
453	Miscellaneous store retailers .....	164	734	4 487	44	34	4	4	2	—	—	—	—	—
4532	Office supplies, stationery & gift stores .....	(C)	(D)	(D)	23	17	2	2	2	—	—	—	—	—
48-49	<b>Transportation &amp; warehousing</b> .....	670	4 138	23 643	48	22	8	9	5	3	1	—	—	—
481	Air transportation .....	318	2 146	9 984	10	2	1	4	1	1	1	—	—	—
4811	Scheduled air transportation .....	254	1 571	6 678	5	1	1	1	—	1	1	—	—	—
48111	Scheduled air transportation .....	254	1 571	6 678	5	1	1	1	—	1	1	—	—	—
487	Scenic & sightseeing transportation .....	128	625	6 442	13	7	3	—	2	1	—	—	—	—
51	<b>Information</b> .....	300	2 846	12 302	25	12	2	4	6	1	—	—	—	—
517	Telecommunications .....	116	1 600	7 455	10	5	1	1	3	—	—	—	—	—
52	<b>Finance &amp; insurance</b> .....	342	4 642	17 191	48	20	18	9	—	1	—	—	—	—
522	Credit intermediation & related activities .....	224	2 939	10 693	23	3	14	5	—	1	—	—	—	—
5221	Depository credit intermediation .....	(C)	(D)	(D)	20	2	13	4	—	1	—	—	—	—
53	<b>Real estate &amp; rental &amp; leasing</b> .....	170	866	3 824	43	30	9	4	—	—	—	—	—	—

See footnotes at end of table.

**Table 6. Boroughs and Census Areas—Employees, Payroll, and Establishments by Industry: 2003—Con.**

[Excludes most government employees, railroad employees, and self-employed persons. Size class 1 to 4 includes establishments with payroll, but no employees, during mid-March pay period. (D) denotes figures withheld to avoid disclosing data for individual companies; the data are included in broader industry totals. Detailed industries with 100 or more employees are shown if industry was not a (D). For explanation of terms, abbreviations, and data reliability/comparability, see introductory text]

NAICS code	Industry	Number of employees for week including March 12	Payroll (\$1,000)		Total number of establishments	Number of establishments by employment-size class								
			First quarter	Annual		1 to 4	5 to 9	10 to 19	20 to 49	50 to 99	100 to 249	250 to 499	500 to 999	1,000 or more
<b>JUNEAU—Con.</b>														
<b>54</b>	<b>Professional, scientific &amp; technical services</b>	<b>505</b>	<b>5 364</b>	<b>24 942</b>	<b>93</b>	<b>61</b>	<b>14</b>	<b>13</b>	<b>5</b>	—	—	—	—	—
541	Professional, scientific & technical services	505	5 364	24 942	93	61	14	13	5	—	—	—	—	—
5411	Legal services	136	1 899	9 064	26	17	3	6	—	—	—	—	—	—
54111	Offices of lawyers	136	1 899	9 064	26	17	3	6	—	—	—	—	—	—
541110	Offices of lawyers	136	1 899	9 064	26	17	3	6	—	—	—	—	—	—
5413	Architectural, engineering & related services	139	1 667	8 073	21	10	5	5	1	—	—	—	—	—
54133	Engineering services	101	1 343	6 051	13	4	5	3	1	—	—	—	—	—
541330	Engineering services	101	1 343	6 051	13	4	5	3	1	—	—	—	—	—
<b>55</b>	<b>Management of companies &amp; enterprises</b>	<b>95</b>	<b>1 156</b>	<b>3 912</b>	<b>5</b>	<b>1</b>	<b>2</b>	—	<b>2</b>	—	—	—	—	—
<b>56</b>	<b>Admin, support, waste mgt, remediation services</b>	<b>279</b>	<b>1 605</b>	<b>8 785</b>	<b>53</b>	<b>34</b>	<b>10</b>	<b>7</b>	<b>2</b>	—	—	—	—	—
561	Administrative & support services	(C)	(D)	(D)	50	33	10	5	2	—	—	—	—	—
5617	Services to buildings & dwellings	116	337	2 297	21	13	4	3	1	—	—	—	—	—
<b>61</b>	<b>Educational services</b>	<b>170</b>	<b>1 219</b>	<b>4 785</b>	<b>12</b>	<b>5</b>	<b>2</b>	<b>3</b>	<b>1</b>	<b>1</b>	—	—	—	—
611	Educational services	170	1 219	4 785	12	5	2	3	1	1	—	—	—	—
6117	Educational support services	(C)	(D)	(D)	3	1	—	1	—	1	—	—	—	—
61171	Educational support services	(C)	(D)	(D)	3	1	—	1	—	1	—	—	—	—
<b>62</b>	<b>Health care and social assistance</b>	<b>1 993</b>	<b>16 222</b>	<b>71 973</b>	<b>127</b>	<b>54</b>	<b>32</b>	<b>22</b>	<b>11</b>	<b>5</b>	<b>2</b>	<b>1</b>	—	—
621	Ambulatory health care services	796	7 130	32 063	76	33	22	13	4	3	1	—	—	—
6211	Offices of physicians	218	2 552	11 503	26	12	7	4	2	1	—	—	—	—
62111	Offices of physicians	218	2 552	11 503	26	12	7	4	2	1	—	—	—	—
621111	Offices of physicians (exc mental health)	218	2 552	11 503	26	12	7	4	2	1	—	—	—	—
6212	Offices of dentists	112	1 018	5 006	19	7	9	3	—	—	—	—	—	—
62121	Offices of dentists	112	1 018	5 006	19	7	9	3	—	—	—	—	—	—
621210	Offices of dentists	112	1 018	5 006	19	7	9	3	—	—	—	—	—	—
6214	Outpatient care centers	250	2 407	10 507	8	2	—	3	1	1	—	—	—	—
62149	Other outpatient care centers	(C)	(D)	(D)	2	—	—	1	—	—	1	—	—	—
6216	Home health care services	(C)	(D)	(D)	3	—	1	—	1	1	—	—	—	—
62161	Home health care services	(C)	(D)	(D)	3	—	1	—	1	1	—	—	—	—
622	Hospitals	(E)	(D)	(D)	1	—	—	—	—	—	—	—	1	—
6221	General medical & surgical hospitals	(E)	(D)	(D)	1	—	—	—	—	—	—	—	1	—
62211	General medical & surgical hospitals	(E)	(D)	(D)	1	—	—	—	—	—	—	—	1	—
623	Nursing & residential care facilities	(E)	(D)	(D)	7	3	1	—	1	1	—	—	—	—
6232	Residential mental retardation, health facil	(C)	(D)	(D)	1	—	—	—	—	—	1	—	—	—
62321	Residential mental retardation facilities	(C)	(D)	(D)	1	—	—	—	—	—	1	—	—	—
624	Social assistance	472	2 304	10 338	43	18	9	9	6	1	—	—	—	—
6241	Individual & family services	190	980	3 909	21	12	1	6	2	—	—	—	—	—
6242	Community, emergency & other relief services	108	733	3 270	7	1	3	—	3	—	—	—	—	—
6244	Child day care services	102	375	1 567	12	5	4	2	1	—	—	—	—	—
62441	Child day care services	102	375	1 567	12	5	4	2	1	—	—	—	—	—
624410	Child day care services	102	375	1 567	12	5	4	2	1	—	—	—	—	—
<b>71</b>	<b>Arts, entertainment &amp; recreation</b>	<b>186</b>	<b>845</b>	<b>3 947</b>	<b>30</b>	<b>18</b>	<b>5</b>	<b>4</b>	<b>3</b>	—	—	—	—	—
713	Amusement, gambling & recreation industries	154	694	3 432	25	15	4	4	2	—	—	—	—	—
7132	Gambling industries	106	479	2 020	9	3	1	3	2	—	—	—	—	—
71329	Other gambling industries	106	479	2 020	9	3	1	3	2	—	—	—	—	—
713290	Other gambling industries	106	479	2 020	9	3	1	3	2	—	—	—	—	—
<b>72</b>	<b>Accommodation &amp; food services</b>	<b>1 105</b>	<b>3 984</b>	<b>18 884</b>	<b>86</b>	<b>31</b>	<b>20</b>	<b>16</b>	<b>16</b>	<b>3</b>	—	—	—	—
721	Accommodation	425	1 582	7 410	19	6	1	3	7	2	—	—	—	—
7211	Traveler accommodation	(E)	(D)	(D)	16	3	1	3	7	2	—	—	—	—
72111	Hotels (exc casino hotels) & motels	389	1 480	6 768	12	1	1	2	6	2	—	—	—	—
721110	Hotels (exc casino hotels) & motels	389	1 480	6 768	12	1	1	2	6	2	—	—	—	—
722	Food services & drinking places	680	2 402	11 474	67	25	19	13	9	1	—	—	—	—
7221	Full-service restaurants	218	854	4 788	22	7	6	7	2	—	—	—	—	—
72211	Full-service restaurants	218	854	4 788	22	7	6	7	2	—	—	—	—	—
722110	Full-service restaurants	218	854	4 788	22	7	6	7	2	—	—	—	—	—
7222	Limited-service eating places	352	1 138	5 005	33	16	5	5	6	1	—	—	—	—
72221	Limited-service eating places	352	1 138	5 005	33	16	5	5	6	1	—	—	—	—
722211	Limited-service restaurants	326	1 078	4 723	29	13	5	5	5	1	—	—	—	—
<b>81</b>	<b>Other services (except public administration)</b>	<b>597</b>	<b>3 580</b>	<b>15 144</b>	<b>122</b>	<b>80</b>	<b>24</b>	<b>13</b>	<b>5</b>	—	—	—	—	—
811	Repair & maintenance	120	683	2 872	28	20	5	3	—	—	—	—	—	—
812	Personal & laundry services	131	478	2 135	24	13	7	3	1	—	—	—	—	—
813	Religious, grantmaking, civic, prof & like organizations	346	2 419	10 137	70	47	12	7	4	—	—	—	—	—
8139	Business, labor, political, like organizations	119	1 444	5 942	21	13	5	1	2	—	—	—	—	—

See footnotes at end of table.

**Table 6. Boroughs and Census Areas—Employees, Payroll, and Establishments by Industry: 2003—Con.**

[Excludes most government employees, railroad employees, and self-employed persons. Size class 1 to 4 includes establishments with payroll, but no employees, during mid-March pay period. (D) denotes figures withheld to avoid disclosing data for individual companies; the data are included in broader industry totals. Detailed industries with 100 or more employees are shown if industry was not a (D). For explanation of terms, abbreviations, and data reliability/comparability, see introductory text]

NAICS code	Industry	Number of employees for week including March 12	Payroll (\$1,000)		Total number of establishments	Number of establishments by employment-size class								
			First quarter	Annual		1 to 4	5 to 9	10 to 19	20 to 49	50 to 99	100 to 249	250 to 499	500 to 999	1,000 or more
<b>KENAI PENINSULA</b>														
	<b>Total .....</b>	<b>12 923</b>	<b>96 454</b>	<b>440 627</b>	<b>1 858</b>	<b>1 239</b>	<b>321</b>	<b>190</b>	<b>69</b>	<b>25</b>	<b>9</b>	<b>5</b>	-	-
<b>11</b>	<b>Forestry, fishing, hunting, and agriculture support .....</b>	<b>136</b>	<b>1 127</b>	<b>4 739</b>	<b>55</b>	<b>47</b>	<b>3</b>	<b>4</b>	<b>1</b>	-	-	-	-	-
113	Forestry and logging .....	(C)	(D)	(D)	10	2	3	4	1	-	-	-	-	-
1133	Logging .....	103	1 008	3 388	9	2	3	3	1	-	-	-	-	-
11331	Logging .....	103	1 008	3 388	9	2	3	3	1	-	-	-	-	-
113310	Logging .....	103	1 008	3 388	9	2	3	3	1	-	-	-	-	-
<b>21</b>	<b>Mining .....</b>	<b>574</b>	<b>11 433</b>	<b>44 900</b>	<b>20</b>	<b>6</b>	<b>1</b>	<b>6</b>	<b>4</b>	<b>2</b>	<b>1</b>	-	-	-
211	Oil & gas extraction .....	311	8 366	32 445	6	-	-	3	2	-	1	-	-	-
2111	Oil & gas extraction .....	311	8 366	32 445	6	-	-	3	2	-	1	-	-	-
21111	Oil & gas extraction .....	311	8 366	32 445	6	-	-	3	2	-	1	-	-	-
213	Mining support activities .....	(C)	(D)	(D)	10	3	1	2	2	2	-	-	-	-
2131	Mining support activities .....	(C)	(D)	(D)	10	3	1	2	2	2	-	-	-	-
21311	Mining support activities .....	(C)	(D)	(D)	10	3	1	2	2	2	-	-	-	-
213112	Oil & gas operations support activities .....	141	1 438	5 830	8	3	1	2	1	1	-	-	-	-
<b>22</b>	<b>Utilities .....</b>	<b>199</b>	<b>3 737</b>	<b>16 262</b>	<b>10</b>	<b>6</b>	-	<b>1</b>	-	<b>3</b>	-	-	-	-
221	Utilities .....	199	3 737	16 262	10	6	-	1	-	3	-	-	-	-
2211	Elec pwr generation, transmsn & distribution ...	(C)	(D)	(D)	6	3	-	-	-	3	-	-	-	-
22112	Electric pwr transmsn, control & distribution ..	(C)	(D)	(D)	3	1	-	-	-	2	-	-	-	-
<b>23</b>	<b>Construction .....</b>	<b>1 116</b>	<b>8 302</b>	<b>48 812</b>	<b>272</b>	<b>202</b>	<b>39</b>	<b>22</b>	<b>8</b>	<b>1</b>	-	-	-	-
236	Construction of Buildings .....	331	2 583	13 129	80	56	16	5	3	-	-	-	-	-
2361	Residential Building Construction .....	223	1 334	6 256	59	45	10	2	2	-	-	-	-	-
23611	Residential Building Construction .....	223	1 334	6 256	59	45	10	2	2	-	-	-	-	-
236115	New Single-Family Housing Construction (except Operative Builders) .....	194	1 261	5 850	51	38	10	1	2	-	-	-	-	-
2362	Nonresidential Building Construction .....	108	1 249	6 873	21	11	6	3	1	-	-	-	-	-
237	Heavy and Civil Engineering Construction .....	146	1 070	11 359	38	28	4	5	1	-	-	-	-	-
238	Specialty Trade Contractors .....	639	4 649	24 324	154	118	19	12	4	1	-	-	-	-
2382	Building Equipment Contractors .....	304	2 653	13 802	53	34	9	6	4	-	-	-	-	-
23821	Electrical Contractors .....	156	1 370	7 310	30	22	4	2	2	-	-	-	-	-
238210	Electrical Contractors .....	156	1 370	7 310	30	22	4	2	2	-	-	-	-	-
23822	Plumbing, Heating, and Air-Conditioning Contractors .....	(C)	(D)	(D)	21	11	5	3	2	-	-	-	-	-
2383	Building Finishing Contractors .....	105	605	3 050	39	32	5	2	-	-	-	-	-	-
2389	Other Specialty Trade Contractors .....	177	960	4 392	40	32	4	3	-	1	-	-	-	-
23891	Site Preparation Contractors .....	153	840	3 317	27	21	2	3	-	1	-	-	-	-
238910	Site Preparation Contractors .....	153	840	3 317	27	21	2	3	-	1	-	-	-	-
<b>31-33</b>	<b>Manufacturing .....</b>	<b>936</b>	<b>12 233</b>	<b>55 079</b>	<b>62</b>	<b>38</b>	<b>11</b>	<b>3</b>	<b>6</b>	<b>2</b>	<b>1</b>	<b>1</b>	-	-
311	Food mfg .....	284	1 152	10 121	23	14	2	1	4	2	-	-	-	-
3117	Seafood product preparation & packaging .....	265	1 111	9 849	18	11	1	-	4	2	-	-	-	-
31171	Seafood product preparation & packaging .....	265	1 111	9 849	18	11	1	-	4	2	-	-	-	-
324	Petroleum & coal products mfg .....	(C)	(D)	(D)	2	-	-	-	1	-	1	-	-	-
3241	Petroleum & coal products mfg .....	(C)	(D)	(D)	2	-	-	-	1	-	1	-	-	-
32411	Petroleum refineries .....	(C)	(D)	(D)	1	-	-	-	-	-	1	-	-	-
325	Chemical mfg .....	(E)	(D)	(D)	1	-	-	-	-	-	-	1	-	-
3253	Pesticide, fertilizer & oth ag chemical mfg .....	(E)	(D)	(D)	1	-	-	-	-	-	-	1	-	-
32531	Fertilizer mfg .....	(E)	(D)	(D)	1	-	-	-	-	-	-	1	-	-
<b>42</b>	<b>Wholesale trade .....</b>	<b>414</b>	<b>2 957</b>	<b>14 220</b>	<b>58</b>	<b>37</b>	<b>10</b>	<b>4</b>	<b>6</b>	<b>1</b>	-	-	-	-
423	Merchant Wholesalers, Durable Goods .....	112	1 131	4 837	20	10	7	2	1	-	-	-	-	-
424	Merchant Wholesalers, Nondurable Goods .....	302	1 826	9 383	38	27	3	2	5	1	-	-	-	-
4244	Grocery and Related Product Wholesalers .....	195	616	4 621	22	16	1	2	2	1	-	-	-	-
42446	Fish and Seafood Merchant Wholesalers .....	148	181	2 648	16	13	-	-	2	1	-	-	-	-
424460	Fish and Seafood Merchant Wholesalers ..	148	181	2 648	16	13	-	-	2	1	-	-	-	-
<b>44-45</b>	<b>Retail trade .....</b>	<b>2 406</b>	<b>13 745</b>	<b>58 735</b>	<b>264</b>	<b>150</b>	<b>58</b>	<b>36</b>	<b>12</b>	<b>5</b>	<b>2</b>	<b>1</b>	-	-
441	Motor vehicle & parts dealers .....	388	2 621	11 082	34	16	6	7	4	1	-	-	-	-
4411	Automobile dealers .....	(C)	(D)	(D)	5	-	-	1	3	1	-	-	-	-
44111	New car dealers .....	192	1 329	5 350	4	-	-	-	3	1	-	-	-	-
441110	New car dealers .....	192	1 329	5 350	4	-	-	-	3	1	-	-	-	-
444	Bldg material & garden equip & supp dealers .....	244	2 067	8 720	27	14	4	6	3	-	-	-	-	-
4441	Building material & supplies dealers .....	216	1 973	8 244	23	12	4	4	3	-	-	-	-	-
44411	Home centers .....	(C)	(D)	(D)	3	-	-	-	3	-	-	-	-	-
445	Food & beverage stores .....	640	3 627	15 527	38	15	11	5	2	4	1	-	-	-
4451	Grocery stores .....	(F)	(D)	(D)	23	6	5	5	2	4	1	-	-	-
44511	Grocery (except convenience) stores .....	577	3 395	14 167	21	5	4	5	2	4	1	-	-	-
445110	Grocery (except convenience) stores .....	577	3 395	14 167	21	5	4	5	2	4	1	-	-	-
447	Gasoline stations .....	175	675	3 065	30	12	11	7	-	-	-	-	-	-
4471	Gasoline stations .....	175	675	3 065	30	12	11	7	-	-	-	-	-	-
44711	Gasoline stations with convenience stores ...	135	500	2 195	18	5	6	7	-	-	-	-	-	-
447110	Gasoline stations with convenience stores ...	135	500	2 195	18	5	6	7	-	-	-	-	-	-

See footnotes at end of table.

Table 6. **Boroughs and Census Areas—Employees, Payroll, and Establishments by Industry: 2003—Con.**

[Excludes most government employees, railroad employees, and self-employed persons. Size class 1 to 4 includes establishments with payroll, but no employees, during mid-March pay period. (D) denotes figures withheld to avoid disclosing data for individual companies; the data are included in broader industry totals. Detailed industries with 100 or more employees are shown if industry was not a (D). For explanation of terms, abbreviations, and data reliability/comparability, see introductory text]

NAICS code	Industry	Number of employees for week including March 12	Payroll (\$1,000)		Total number of establishments	Number of establishments by employment-size class								
			First quarter	Annual		1 to 4	5 to 9	10 to 19	20 to 49	50 to 99	100 to 249	250 to 499	500 to 999	1,000 or more
<b>KENAI PENINSULA—Con.</b>														
<b>44-45 Retail trade—Con.</b>														
452	General merchandise stores .....	445	2 003	7 599	10	4	2	2	—	—	1	1	—	—
4521	Department stores .....	(C)	(D)	(D)	1	—	—	—	—	—	1	—	—	—
45211	Department stores .....	(C)	(D)	(D)	1	—	—	—	—	—	1	—	—	—
4529	Other general merchandise stores .....	(E)	(D)	(D)	9	4	2	2	—	—	—	1	—	—
45291	Warehouse clubs & superstores .....	(E)	(D)	(D)	1	—	—	—	—	—	—	1	—	—
<b>48-49 Transportation &amp; warehousing .....</b>														
481	Air transportation .....	113	783	4 270	16	10	2	3	1	—	—	—	—	—
485	Transit & ground passenger transportation .....	(C)	(D)	(D)	6	5	—	—	—	—	1	—	—	—
4854	School & employee bus transportation .....	(C)	(D)	(D)	1	—	—	—	—	—	1	—	—	—
48541	School & employee bus transportation .....	(C)	(D)	(D)	1	—	—	—	—	—	1	—	—	—
488	Transportation support activities .....	107	1 211	5 463	27	20	4	2	1	—	—	—	—	—
<b>51 Information .....</b>														
51	<b>Information .....</b>	<b>197</b>	<b>1 930</b>	<b>7 680</b>	<b>26</b>	<b>12</b>	<b>9</b>	<b>3</b>	<b>1</b>	<b>1</b>	—	—	—	—
<b>52 Finance &amp; insurance .....</b>														
52	<b>Finance &amp; insurance .....</b>	<b>272</b>	<b>2 779</b>	<b>11 258</b>	<b>55</b>	<b>34</b>	<b>12</b>	<b>7</b>	<b>2</b>	—	—	—	—	—
522	Credit intermediation & related activities .....	178	1 937	7 340	21	9	4	6	2	—	—	—	—	—
5221	Depository credit intermediation .....	(C)	(D)	(D)	12	2	2	6	2	—	—	—	—	—
52211	Commercial banking .....	134	1 305	4 594	10	1	2	5	2	—	—	—	—	—
522110	Commercial banking .....	134	1 305	4 594	10	1	2	5	2	—	—	—	—	—
<b>53 Real estate &amp; rental &amp; leasing .....</b>														
53	<b>Real estate &amp; rental &amp; leasing .....</b>	<b>227</b>	<b>1 063</b>	<b>4 752</b>	<b>61</b>	<b>50</b>	<b>5</b>	<b>5</b>	<b>1</b>	—	—	—	—	—
531	Real estate .....	122	360	1 904	36	32	1	2	1	—	—	—	—	—
532	Rental & leasing services .....	105	703	2 848	25	18	4	3	—	—	—	—	—	—
<b>54 Professional, scientific &amp; technical services .....</b>														
54	<b>Professional, scientific &amp; technical services .....</b>	<b>409</b>	<b>3 076</b>	<b>14 060</b>	<b>103</b>	<b>83</b>	<b>14</b>	<b>5</b>	—	—	<b>1</b>	—	—	—
541	Professional, scientific & technical services .....	409	3 076	14 060	103	83	14	5	—	—	1	—	—	—
5417	Scientific R&D services .....	(C)	(D)	(D)	2	—	1	—	—	—	1	—	—	—
54171	R&D in physical, engineering & life sciences .....	(C)	(D)	(D)	2	—	1	—	—	—	1	—	—	—
<b>55 Management of companies &amp; enterprises .....</b>														
55	<b>Management of companies &amp; enterprises .....</b>	<b>30</b>	<b>448</b>	<b>1 767</b>	<b>6</b>	<b>4</b>	<b>1</b>	<b>1</b>	—	—	—	—	—	—
<b>56 Admin, support, waste mgt, remediation services .....</b>														
56	<b>Admin, support, waste mgt, remediation services .....</b>	<b>274</b>	<b>1 674</b>	<b>7 697</b>	<b>71</b>	<b>52</b>	<b>13</b>	<b>4</b>	<b>2</b>	—	—	—	—	—
561	Administrative & support services .....	189	827	4 180	65	51	11	3	—	—	—	—	—	—
<b>61 Educational services .....</b>														
61	<b>Educational services .....</b>	<b>79</b>	<b>449</b>	<b>1 720</b>	<b>14</b>	<b>8</b>	<b>3</b>	<b>2</b>	<b>1</b>	—	—	—	—	—
<b>62 Health care and social assistance .....</b>														
62	<b>Health care and social assistance .....</b>	<b>2 470</b>	<b>17 241</b>	<b>76 534</b>	<b>178</b>	<b>96</b>	<b>42</b>	<b>25</b>	<b>7</b>	<b>3</b>	<b>2</b>	<b>3</b>	—	—
621	Ambulatory health care services .....	871	5 566	26 035	113	67	28	12	4	—	2	—	—	—
6211	Offices of physicians .....	233	1 988	10 655	40	26	7	3	4	—	—	—	—	—
62111	Offices of physicians .....	233	1 988	10 655	40	26	7	3	4	—	—	—	—	—
6212	Offices of dentists .....	144	931	4 124	25	8	13	4	—	—	—	—	—	—
62121	Offices of dentists .....	144	931	4 124	25	8	13	4	—	—	—	—	—	—
621210	Offices of dentists .....	144	931	4 124	25	8	13	4	—	—	—	—	—	—
6213	Offices of other health practitioners .....	112	481	2 358	34	27	6	1	—	—	—	—	—	—
6214	Outpatient care centers .....	356	1 970	8 025	9	3	1	3	—	—	2	—	—	—
62142	Outpatient mental health, substance abuse ctrs .....	316	1 739	6 737	4	1	—	1	—	—	2	—	—	—
621420	Outpatient mental health, substance abuse ctrs .....	316	1 739	6 737	4	1	—	1	—	—	2	—	—	—
622	Hospitals .....	721	7 401	33 006	3	—	—	—	—	1	—	2	—	—
6221	General medical & surgical hospitals .....	721	7 401	33 006	3	—	—	—	—	1	—	2	—	—
62211	General medical & surgical hospitals .....	721	7 401	33 006	3	—	—	—	—	1	—	2	—	—
622110	General medical & surgical hospitals .....	721	7 401	33 006	3	—	—	—	—	1	—	2	—	—
623	Nursing & residential care facilities .....	554	2 900	11 413	16	9	1	2	1	2	—	1	—	—
6231	Nursing care facilities .....	(C)	(D)	(D)	3	1	—	—	—	2	—	—	—	—
62311	Nursing care facilities .....	(C)	(D)	(D)	3	1	—	—	—	2	—	—	—	—
6232	Residential mental retardation, health facil .....	(E)	(D)	(D)	3	1	1	—	—	—	—	1	—	—
62321	Residential mental retardation facilities .....	(E)	(D)	(D)	3	1	1	—	—	—	—	1	—	—
624	Social assistance .....	324	1 374	6 080	46	20	13	11	2	—	—	—	—	—
6241	Individual & family services .....	166	751	3 512	14	4	4	4	2	—	—	—	—	—
6244	Child day care services .....	100	309	1 326	25	15	5	5	—	—	—	—	—	—
62441	Child day care services .....	100	309	1 326	25	15	5	5	—	—	—	—	—	—
624410	Child day care services .....	100	309	1 326	25	15	5	5	—	—	—	—	—	—
<b>71 Arts, entertainment &amp; recreation .....</b>														
71	<b>Arts, entertainment &amp; recreation .....</b>	<b>200</b>	<b>658</b>	<b>3 782</b>	<b>64</b>	<b>50</b>	<b>8</b>	<b>4</b>	<b>2</b>	—	—	—	—	—
713	Amusement, gambling & recreation industries .....	158	396	2 893	53	41	8	2	2	—	—	—	—	—
7139	Other amusement & recreation industries .....	128	313	2 572	47	38	7	—	2	—	—	—	—	—

See footnotes at end of table.

**Table 6. Boroughs and Census Areas—Employees, Payroll, and Establishments by Industry: 2003—Con.**

[Excludes most government employees, railroad employees, and self-employed persons. Size class 1 to 4 includes establishments with payroll, but no employees, during mid-March pay period. (D) denotes figures withheld to avoid disclosing data for individual companies; the data are included in broader industry totals. Detailed industries with 100 or more employees are shown if industry was not a (D). For explanation of terms, abbreviations, and data reliability/comparability, see introductory text]

NAICS code	Industry	Number of employees for week including March 12	Payroll (\$1,000)		Total number of establishments	Number of establishments by employment-size class								
			First quarter	Annual		1 to 4	5 to 9	10 to 19	20 to 49	50 to 99	100 to 249	250 to 499	500 to 999	1,000 or more
<b>KENAI PENINSULA—Con.</b>														
<b>72</b>	<b>Accommodation &amp; food services</b> .....	<b>1 656</b>	<b>5 052</b>	<b>28 453</b>	<b>253</b>	<b>156</b>	<b>43</b>	<b>37</b>	<b>11</b>	<b>6</b>	—	—	—	—
721	Accommodation .....	563	2 101	12 043	84	58	10	8	5	3	—	—	—	—
7211	Traveler accommodation .....	526	1 935	10 530	54	31	8	7	5	3	—	—	—	—
72111	Hotels (exc casino hotels) & motels .....	522	1 930	10 450	43	20	8	7	5	3	—	—	—	—
721110	Hotels (exc casino hotels) & motels .....	522	1 930	10 450	43	20	8	7	5	3	—	—	—	—
722	Food services & drinking places .....	1 093	2 951	16 410	169	98	33	29	6	3	—	—	—	—
7221	Full-service restaurants .....	373	1 033	7 466	66	39	12	13	1	1	—	—	—	—
72211	Full-service restaurants .....	373	1 033	7 466	66	39	12	13	1	1	—	—	—	—
722110	Full-service restaurants .....	373	1 033	7 466	66	39	12	13	1	1	—	—	—	—
7222	Limited-service eating places .....	545	1 355	6 403	63	38	4	15	4	2	—	—	—	—
72221	Limited-service eating places .....	545	1 355	6 403	63	38	4	15	4	2	—	—	—	—
722211	Limited-service restaurants .....	484	1 178	5 639	47	26	3	12	4	2	—	—	—	—
7224	Drinking places (alcoholic beverages) .....	(C)	(D)	(D)	34	18	15	—	1	—	—	—	—	—
72241	Drinking places (alcoholic beverages) .....	(C)	(D)	(D)	34	18	15	—	1	—	—	—	—	—
<b>81</b>	<b>Other services (except public administration)</b> .....	<b>697</b>	<b>3 150</b>	<b>13 480</b>	<b>146</b>	<b>99</b>	<b>32</b>	<b>13</b>	<b>1</b>	—	<b>1</b>	—	—	—
811	Repair & maintenance .....	150	1 139	5 025	41	32	7	1	1	—	—	—	—	—
812	Personal & laundry services .....	130	406	1 844	28	17	7	4	—	—	—	—	—	—
813	Religious, grantmaking, civic, prof & like organizations .....	417	1 605	6 611	77	50	18	8	—	—	<b>1</b>	—	—	—
8131	Religious organizations .....	177	690	2 718	40	28	6	6	—	—	—	—	—	—
81311	Religious organizations .....	177	690	2 718	40	28	6	6	—	—	—	—	—	—
813110	Religious organizations .....	177	690	2 718	40	28	6	6	—	—	—	—	—	—
8134	Civic & social organizations .....	158	384	1 616	15	8	6	—	—	—	<b>1</b>	—	—	—
81341	Civic & social organizations .....	158	384	1 616	15	8	6	—	—	—	<b>1</b>	—	—	—
813410	Civic & social organizations .....	158	384	1 616	15	8	6	—	—	—	<b>1</b>	—	—	—
<b>99</b>	<b>Unclassified establishments</b> .....	—	—	<b>13</b>	<b>3</b>	<b>3</b>	—	—	—	—	—	—	—	—
<b>KETCHIKAN GATEWAY</b>														
	<b>Total</b> .....	<b>4 526</b>	<b>32 716</b>	<b>158 268</b>	<b>559</b>	<b>361</b>	<b>94</b>	<b>59</b>	<b>28</b>	<b>11</b>	<b>5</b>	<b>1</b>	—	—
<b>11</b>	<b>Forestry, fishing, hunting, and agriculture support</b> .....	<b>197</b>	<b>2 043</b>	<b>10 018</b>	<b>18</b>	<b>10</b>	<b>1</b>	<b>2</b>	<b>4</b>	<b>1</b>	—	—	—	—
113	Forestry and logging .....	(C)	(D)	(D)	11	3	1	2	4	1	—	—	—	—
1133	Logging .....	172	1 763	8 498	10	3	1	2	3	1	—	—	—	—
11331	Logging .....	172	1 763	8 498	10	3	1	2	3	1	—	—	—	—
113310	Logging .....	172	1 763	8 498	10	3	1	2	3	1	—	—	—	—
<b>21</b>	<b>Mining</b> .....	<b>(A)</b>	<b>(D)</b>	<b>(D)</b>	<b>1</b>	—	<b>1</b>	—	—	—	—	—	—	—
<b>22</b>	<b>Utilities</b> .....	<b>(A)</b>	<b>(D)</b>	<b>(D)</b>	<b>1</b>	<b>1</b>	—	—	—	—	—	—	—	—
<b>23</b>	<b>Construction</b> .....	<b>289</b>	<b>2 536</b>	<b>13 235</b>	<b>52</b>	<b>35</b>	<b>11</b>	<b>4</b>	<b>1</b>	<b>1</b>	—	—	—	—
237	Heavy and Civil Engineering Construction .....	131	1 235	7 023	11	4	3	3	—	1	—	—	—	—
2373	Highway, Street, and Bridge Construction .....	101	1 085	6 533	4	—	—	3	—	1	—	—	—	—
23731	Highway, Street, and Bridge Construction .....	101	1 085	6 533	4	—	—	3	—	1	—	—	—	—
237310	Highway, Street, and Bridge Construction .....	101	1 085	6 533	4	—	—	3	—	1	—	—	—	—
238	Specialty Trade Contractors .....	120	1 060	5 244	22	13	7	1	1	—	—	—	—	—
<b>31-33</b>	<b>Manufacturing</b> .....	<b>206</b>	<b>1 349</b>	<b>10 778</b>	<b>14</b>	<b>8</b>	<b>2</b>	—	<b>2</b>	<b>2</b>	—	—	—	—
311	Food mfg .....	126	571	7 924	6	2	1	—	2	1	—	—	—	—
3117	Seafood product preparation & packaging .....	(C)	(D)	(D)	4	1	—	—	2	1	—	—	—	—
31171	Seafood product preparation & packaging .....	(C)	(D)	(D)	4	1	—	—	2	1	—	—	—	—
<b>42</b>	<b>Wholesale trade</b> .....	<b>105</b>	<b>842</b>	<b>5 312</b>	<b>21</b>	<b>15</b>	<b>2</b>	<b>3</b>	<b>1</b>	—	—	—	—	—
<b>44-45</b>	<b>Retail trade</b> .....	<b>1 048</b>	<b>6 310</b>	<b>30 878</b>	<b>112</b>	<b>72</b>	<b>18</b>	<b>11</b>	<b>8</b>	—	<b>3</b>	—	—	—
445	Food & beverage stores .....	353	1 844	7 988	11	6	2	—	1	—	2	—	—	—
4451	Grocery stores .....	(E)	(D)	(D)	5	1	1	—	1	—	2	—	—	—
44511	Grocery (except convenience) stores .....	334	1 736	7 551	3	—	—	—	1	—	2	—	—	—
445110	Grocery (except convenience) stores .....	334	1 736	7 551	3	—	—	—	1	—	2	—	—	—
452	General merchandise stores .....	232	1 417	5 798	4	1	1	—	1	—	1	—	—	—
4521	Department stores .....	(C)	(D)	(D)	1	—	—	—	—	—	1	—	—	—
45211	Department stores .....	(C)	(D)	(D)	1	—	—	—	—	—	1	—	—	—
453	Miscellaneous store retailers .....	100	420	3 095	36	28	5	3	—	—	—	—	—	—
<b>48-49</b>	<b>Transportation &amp; warehousing</b> .....	<b>534</b>	<b>5 519</b>	<b>26 435</b>	<b>57</b>	<b>43</b>	<b>3</b>	<b>5</b>	<b>2</b>	<b>3</b>	<b>1</b>	—	—	—
481	Air transportation .....	180	1 329	7 539	6	2	—	1	1	2	—	—	—	—
4811	Scheduled air transportation .....	(C)	(D)	(D)	3	1	—	—	—	2	—	—	—	—
48111	Scheduled air transportation .....	(C)	(D)	(D)	3	1	—	—	—	2	—	—	—	—
488	Transportation support activities .....	(C)	(D)	(D)	6	3	—	2	—	—	1	—	—	—
4883	Water transportation support activities .....	(C)	(D)	(D)	5	3	—	1	—	—	1	—	—	—
48832	Marine cargo handling .....	(C)	(D)	(D)	1	—	—	—	—	—	1	—	—	—
<b>51</b>	<b>Information</b> .....	<b>93</b>	<b>709</b>	<b>2 860</b>	<b>12</b>	<b>4</b>	<b>6</b>	<b>1</b>	<b>1</b>	—	—	—	—	—
<b>52</b>	<b>Finance &amp; insurance</b> .....	<b>193</b>	<b>2 252</b>	<b>8 271</b>	<b>21</b>	<b>11</b>	<b>5</b>	<b>4</b>	—	<b>1</b>	—	—	—	—
522	Credit intermediation & related activities .....	156	1 840	6 634	14	6	4	3	—	1	—	—	—	—
5221	Depository credit intermediation .....	(C)	(D)	(D)	11	3	4	3	—	1	—	—	—	—
52211	Commercial banking .....	(C)	(D)	(D)	6	1	3	1	—	1	—	—	—	—

See footnotes at end of table.

**Table 6. Boroughs and Census Areas—Employees, Payroll, and Establishments by Industry: 2003—Con.**

[Excludes most government employees, railroad employees, and self-employed persons. Size class 1 to 4 includes establishments with payroll, but no employees, during mid-March pay period. (D) denotes figures withheld to avoid disclosing data for individual companies; the data are included in broader industry totals. Detailed industries with 100 or more employees are shown if industry was not a (D). For explanation of terms, abbreviations, and data reliability/comparability, see introductory text]

NAICS code	Industry	Number of employees for week including March 12	Payroll (\$1,000)		Total number of establishments	Number of establishments by employment-size class								
			First quarter	Annual		1 to 4	5 to 9	10 to 19	20 to 49	50 to 99	100 to 249	250 to 499	500 to 999	1,000 or more
<b>KETCHIKAN GATEWAY—Con.</b>														
53	Real estate & rental & leasing .....	54	292	1 196	20	17	2	1	—	—	—	—	—	—
54	Professional, scientific & technical services .....	97	857	3 782	28	20	4	4	—	—	—	—	—	—
55	Management of companies & enterprises .....	6	28	133	3	3	—	—	—	—	—	—	—	—
56	Admin, support, waste mgt, remediation services .....	153	1 069	6 491	27	16	5	5	1	—	—	—	—	—
561	Administrative & support services .....	(C)	(D)	(D)	25	16	4	5	—	—	—	—	—	—
61	Educational services .....	(B)	(D)	(D)	5	3	1	1	—	—	—	—	—	—
62	Health care and social assistance .....	709	5 940	23 462	40	17	12	7	2	—	1	1	—	—
621	Ambulatory health care services .....	155	997	4 053	25	12	8	4	1	—	—	—	—	—
622	Hospitals .....	(E)	(D)	(D)	1	—	—	—	—	—	—	1	—	—
6221	General medical & surgical hospitals .....	(E)	(D)	(D)	1	—	—	—	—	—	—	1	—	—
62211	General medical & surgical hospitals .....	(E)	(D)	(D)	1	—	—	—	—	—	—	1	—	—
624	Social assistance .....	(C)	(D)	(D)	10	4	3	1	1	—	1	—	—	—
6241	Individual & family services .....	(C)	(D)	(D)	6	2	2	—	1	—	1	—	—	—
62412	Services for elderly & disabled persons .....	(C)	(D)	(D)	6	2	2	—	1	—	1	—	—	—
71	Arts, entertainment & recreation .....	112	354	2 125	20	14	4	—	2	—	—	—	—	—
713	Amusement, gambling & recreation industries .....	(C)	(D)	(D)	18	13	3	—	2	—	—	—	—	—
72	Accommodation & food services .....	503	1 542	8 683	60	38	8	7	4	3	—	—	—	—
721	Accommodation .....	189	678	3 797	15	11	1	—	1	2	—	—	—	—
7211	Traveler accommodation .....	(C)	(D)	(D)	10	6	1	—	1	2	—	—	—	—
72111	Hotels (exc casino hotels) & motels .....	186	652	3 488	9	5	1	—	1	2	—	—	—	—
721110	Hotels (exc casino hotels) & motels .....	186	652	3 488	9	5	1	—	1	2	—	—	—	—
722	Food services & drinking places .....	314	864	4 886	45	27	7	7	3	1	—	—	—	—
7221	Full-service restaurants .....	123	323	2 425	19	10	3	5	1	—	—	—	—	—
72211	Full-service restaurants .....	123	323	2 425	19	10	3	5	1	—	—	—	—	—
722110	Full-service restaurants .....	123	323	2 425	19	10	3	5	1	—	—	—	—	—
7222	Limited-service eating places .....	(C)	(D)	(D)	11	8	—	—	2	1	—	—	—	—
72221	Limited-service eating places .....	(C)	(D)	(D)	11	8	—	—	2	1	—	—	—	—
722211	Limited-service restaurants .....	115	288	1 256	8	5	—	—	2	1	—	—	—	—
81	Other services (except public administration) .....	184	846	3 641	44	31	9	4	—	—	—	—	—	—
813	Religious, grantmaking, civic, prof & like organizations .....	124	477	1 817	27	18	7	2	—	—	—	—	—	—
99	Unclassified establishments .....	—	—	18	3	3	—	—	—	—	—	—	—	—
<b>KODIAK ISLAND</b>														
	<b>Total .....</b>	<b>3 932</b>	<b>27 765</b>	<b>126 161</b>	<b>459</b>	<b>297</b>	<b>85</b>	<b>42</b>	<b>22</b>	<b>4</b>	<b>8</b>	<b>1</b>	<b>—</b>	<b>—</b>
11	Forestry, fishing, hunting, and agriculture support .....	143	1 781	10 805	61	56	1	2	1	1	—	—	—	—
22	Utilities .....	(B)	(D)	(D)	1	—	—	—	1	—	—	—	—	—
23	Construction .....	131	1 365	9 759	34	25	6	2	1	—	—	—	—	—
31-33	Manufacturing .....	1 151	8 464	33 601	18	8	—	—	4	1	4	1	—	—
311	Food mfg .....	1 142	8 437	33 423	12	2	—	—	4	1	4	1	—	—
3117	Seafood product preparation & packaging .....	1 142	8 437	33 423	12	2	—	—	4	1	4	1	—	—
31171	Seafood product preparation & packaging .....	1 142	8 437	33 423	12	2	—	—	4	1	4	1	—	—
311712	Fresh & frozen seafood processing .....	1 096	8 085	32 074	9	1	—	—	2	1	4	1	—	—
42	Wholesale trade .....	63	633	4 284	46	43	1	1	1	—	—	—	—	—
44-45	Retail trade .....	553	2 998	12 885	51	25	15	7	2	—	2	—	—	—
445	Food & beverage stores .....	(C)	(D)	(D)	8	3	1	2	1	—	1	—	—	—
4451	Grocery stores .....	(C)	(D)	(D)	6	3	—	1	1	—	1	—	—	—
44511	Grocery (except convenience) stores .....	(C)	(D)	(D)	6	3	—	1	1	—	1	—	—	—
452	General merchandise stores .....	(C)	(D)	(D)	1	—	—	—	—	—	1	—	—	—
4521	Department stores .....	(C)	(D)	(D)	1	—	—	—	—	—	1	—	—	—
45211	Department stores .....	(C)	(D)	(D)	1	—	—	—	—	—	1	—	—	—
48-49	Transportation & warehousing .....	221	1 338	6 521	33	19	8	3	3	—	—	—	—	—
51	Information .....	48	368	1 526	10	3	7	—	—	—	—	—	—	—
52	Finance & insurance .....	79	730	2 858	12	4	5	3	—	—	—	—	—	—
53	Real estate & rental & leasing .....	78	327	1 378	16	10	3	3	—	—	—	—	—	—
54	Professional, scientific & technical services .....	96	640	2 546	28	21	6	—	1	—	—	—	—	—
55	Management of companies & enterprises .....	(B)	(D)	(D)	2	1	—	—	1	—	—	—	—	—
56	Admin, support, waste mgt, remediation services .....	71	571	2 570	14	9	3	1	1	—	—	—	—	—
61	Educational services .....	(B)	(D)	(D)	4	1	2	1	—	—	—	—	—	—

See footnotes at end of table.



**Table 6. Boroughs and Census Areas—Employees, Payroll, and Establishments by Industry: 2003—Con.**

[Excludes most government employees, railroad employees, and self-employed persons. Size class 1 to 4 includes establishments with payroll, but no employees, during mid-March pay period. (D) denotes figures withheld to avoid disclosing data for individual companies; the data are included in broader industry totals. Detailed industries with 100 or more employees are shown if industry was not a (D). For explanation of terms, abbreviations, and data reliability/comparability, see introductory text]

NAICS code	Industry	Number of employees for week including March 12	Payroll (\$1,000)		Total number of establishments	Number of establishments by employment-size class								
			First quarter	Annual		1 to 4	5 to 9	10 to 19	20 to 49	50 to 99	100 to 249	250 to 499	500 to 999	1,000 or more
<b>KODIAK ISLAND—Con.</b>														
62	<b>Health care and social assistance</b> .....	537	4 822	20 928	35	16	9	6	2	—	2	—	—	—
621	Ambulatory health care services .....	(C)	(D)	(D)	19	8	6	3	2	—	—	—	—	—
622	Hospitals .....	(C)	(D)	(D)	1	—	—	—	—	—	1	—	—	—
6221	General medical & surgical hospitals .....	(C)	(D)	(D)	1	—	—	—	—	—	1	—	—	—
62211	General medical & surgical hospitals .....	(C)	(D)	(D)	1	—	—	—	—	—	1	—	—	—
624	Social assistance .....	183	1 469	6 105	13	8	1	3	—	—	1	—	—	—
6241	Individual & family services .....	150	1 335	5 586	7	4	1	1	—	—	1	—	—	—
62419	Other individual & family services .....	(C)	(D)	(D)	4	3	—	—	—	—	1	—	—	—
71	<b>Arts, entertainment &amp; recreation</b> .....	31	144	760	15	12	2	1	—	—	—	—	—	—
72	<b>Accommodation &amp; food services</b> .....	415	1 367	6 822	37	19	7	5	4	2	—	—	—	—
721	Accommodation .....	154	608	3 304	15	11	1	—	2	1	—	—	—	—
7211	Traveler accommodation .....	142	581	2 856	8	5	—	—	2	1	—	—	—	—
72111	Hotels (exc casino hotels) & motels .....	142	581	2 856	8	5	—	—	2	1	—	—	—	—
721110	Hotels (exc casino hotels) & motels .....	142	581	2 856	8	5	—	—	2	1	—	—	—	—
722	Food services & drinking places .....	261	759	3 518	22	8	6	5	2	1	—	—	—	—
7222	Limited-service eating places .....	129	295	1 306	7	2	2	2	—	1	—	—	—	—
72221	Limited-service eating places .....	129	295	1 306	7	2	2	2	—	1	—	—	—	—
722211	Limited-service restaurants .....	112	250	1 117	4	—	2	1	—	1	—	—	—	—
81	<b>Other services (except public administration)</b> .....	207	1 050	4 038	39	23	9	7	—	—	—	—	—	—
813	Religious, grantmaking, civic, prof & like organizations .....	119	498	1 851	21	12	3	6	—	—	—	—	—	—
99	<b>Unclassified establishments</b> .....	7	19	70	3	2	1	—	—	—	—	—	—	—
<b>LAKE AND PENISULA</b>														
	<b>Total</b> .....	110	722	8 951	57	49	7	—	1	—	—	—	—	—
11	<b>Forestry, fishing, hunting, and agriculture support</b> .....	(B)	(D)	(D)	2	1	—	—	1	—	—	—	—	—
22	<b>Utilities</b> .....	11	69	268	4	3	1	—	—	—	—	—	—	—
23	<b>Construction</b> .....	7	65	507	7	7	—	—	—	—	—	—	—	—
31-33	<b>Manufacturing</b> .....	(A)	(D)	(D)	1	—	1	—	—	—	—	—	—	—
42	<b>Wholesale trade</b> .....	(A)	(D)	(D)	1	1	—	—	—	—	—	—	—	—
44-45	<b>Retail trade</b> .....	(A)	(D)	(D)	6	4	2	—	—	—	—	—	—	—
48-49	<b>Transportation &amp; warehousing</b> .....	17	133	902	6	4	2	—	—	—	—	—	—	—
51	<b>Information</b> .....	(A)	(D)	(D)	2	2	—	—	—	—	—	—	—	—
52	<b>Finance &amp; insurance</b> .....	(A)	(D)	(D)	1	1	—	—	—	—	—	—	—	—
53	<b>Real estate &amp; rental &amp; leasing</b> .....	(A)	(D)	(D)	2	2	—	—	—	—	—	—	—	—
71	<b>Arts, entertainment &amp; recreation</b> .....	5	35	611	6	5	1	—	—	—	—	—	—	—
72	<b>Accommodation &amp; food services</b> .....	17	117	2 142	15	15	—	—	—	—	—	—	—	—
81	<b>Other services (except public administration)</b> .....	1	1	145	4	4	—	—	—	—	—	—	—	—
<b>MATANUSKA-SUSITNA</b>														
	<b>Total</b> .....	11 028	71 900	346 262	1 649	1 110	288	148	79	13	8	2	1	—
11	<b>Forestry, fishing, hunting, and agriculture support</b> .....	(A)	(D)	(D)	6	6	—	—	—	—	—	—	—	—
21	<b>Mining</b> .....	(A)	(D)	(D)	3	2	1	—	—	—	—	—	—	—
22	<b>Utilities</b> .....	(C)	(D)	(D)	3	1	—	1	—	—	1	—	—	—
221	Utilities .....	(C)	(D)	(D)	3	1	—	1	—	—	1	—	—	—
2211	Elec pwr generation, transmsn & distribution ...	(C)	(D)	(D)	2	1	—	—	—	—	1	—	—	—
22112	Electric pwr transmsn, control & distribution ..	(C)	(D)	(D)	1	—	—	—	—	—	1	—	—	—
23	<b>Construction</b> .....	1 506	11 967	67 153	419	332	52	22	11	2	—	—	—	—
236	Construction of Buildings .....	442	3 742	22 352	122	100	11	7	3	1	—	—	—	—
2361	Residential Building Construction .....	241	1 572	10 631	101	87	9	4	1	—	—	—	—	—
23611	Residential Building Construction .....	241	1 572	10 631	101	87	9	4	1	—	—	—	—	—
236115	New Single-Family Housing Construction (except Operative Builders) .....	166	955	6 681	78	68	7	3	—	—	—	—	—	—
2362	Nonresidential Building Construction .....	201	2 170	11 721	21	13	2	3	2	1	—	—	—	—
23622	Commercial and Institutional Building Construction .....	(C)	(D)	(D)	20	13	2	3	2	—	—	—	—	—
237	Heavy and Civil Engineering Construction .....	145	1 843	9 560	30	21	5	3	1	—	—	—	—	—

See footnotes at end of table.

**Table 6. Boroughs and Census Areas—Employees, Payroll, and Establishments by Industry: 2003—Con.**

[Excludes most government employees, railroad employees, and self-employed persons. Size class 1 to 4 includes establishments with payroll, but no employees, during mid-March pay period. (D) denotes figures withheld to avoid disclosing data for individual companies; the data are included in broader industry totals. Detailed industries with 100 or more employees are shown if industry was not a (D). For explanation of terms, abbreviations, and data reliability/comparability, see introductory text]

NAICS code	Industry	Number of employees for week including March 12	Payroll (\$1,000)		Total number of establishments	Number of establishments by employment-size class										
			First quarter	Annual		1 to 4	5 to 9	10 to 19	20 to 49	50 to 99	100 to 249	250 to 499	500 to 999	1,000 or more		
<b>23</b>	<b>MATANUSKA-SUSITNA—Con.</b>															
	<b>Construction—Con.</b>															
238	Specialty Trade Contractors .....	919	6 382	35 241	267	211	36	12	7	1	—	—	—	—	—	—
2381	Foundation, Structure, and Building Exterior Contractors .....	185	1 453	10 191	76	65	8	2	1	—	—	—	—	—	—	—
2382	Building Equipment Contractors .....	327	2 690	12 811	64	43	10	8	3	—	—	—	—	—	—	—
23822	Plumbing, Heating, and Air-Conditioning Contractors .....	228	1 838	9 224	41	27	6	6	2	—	—	—	—	—	—	—
238220	Plumbing, Heating, and Air-Conditioning Contractors .....	228	1 838	9 224	41	27	6	6	2	—	—	—	—	—	—	—
2383	Building Finishing Contractors .....	278	1 577	6 597	74	58	13	1	1	1	—	—	—	—	—	—
23831	Drywall and Insulation Contractors .....	141	833	2 575	15	10	3	—	1	1	—	—	—	—	—	—
238310	Drywall and Insulation Contractors .....	141	833	2 575	15	10	3	—	1	1	—	—	—	—	—	—
2389	Other Specialty Trade Contractors .....	129	662	5 642	53	45	5	1	2	—	—	—	—	—	—	—
23891	Site Preparation Contractors .....	104	509	4 097	36	29	5	—	2	—	—	—	—	—	—	—
238910	Site Preparation Contractors .....	104	509	4 097	36	29	5	—	2	—	—	—	—	—	—	—
<b>31-33</b>	<b>Manufacturing .....</b>	<b>196</b>	<b>1 411</b>	<b>6 718</b>	<b>44</b>	<b>31</b>	<b>10</b>	<b>2</b>	<b>1</b>	<b>—</b>	<b>—</b>	<b>—</b>	<b>—</b>	<b>—</b>	<b>—</b>	<b>—</b>
<b>42</b>	<b>Wholesale trade .....</b>	<b>195</b>	<b>1 666</b>	<b>7 632</b>	<b>31</b>	<b>22</b>	<b>3</b>	<b>5</b>	<b>—</b>	<b>1</b>	<b>—</b>	<b>—</b>	<b>—</b>	<b>—</b>	<b>—</b>	<b>—</b>
423	Merchant Wholesalers, Durable Goods .....	166	1 525	6 624	20	13	2	4	—	1	—	—	—	—	—	—
<b>44-45</b>	<b>Retail trade .....</b>	<b>2 735</b>	<b>15 325</b>	<b>65 874</b>	<b>222</b>	<b>119</b>	<b>59</b>	<b>21</b>	<b>15</b>	<b>2</b>	<b>4</b>	<b>2</b>	<b>—</b>	<b>—</b>	<b>—</b>	<b>—</b>
441	Motor vehicle & parts dealers .....	445	3 419	15 982	31	16	7	4	2	—	2	—	—	—	—	—
4411	Automobile dealers .....	(E)	(D)	(D)	5	1	1	—	1	—	2	—	—	—	—	—
44111	New car dealers .....	279	2 358	10 961	3	—	—	—	1	—	2	—	—	—	—	—
441110	New car dealers .....	279	2 358	10 961	3	—	—	—	1	—	2	—	—	—	—	—
444	Bldg material & garden equip & supp dealers .....	219	1 456	4 863	22	9	8	1	4	—	—	—	—	—	—	—
4441	Building material & supplies dealers .....	(C)	(D)	(D)	18	7	7	1	3	—	—	—	—	—	—	—
44419	Other building material dealers .....	158	1 137	3 600	16	7	6	1	2	—	—	—	—	—	—	—
444190	Other building material dealers .....	158	1 137	3 600	16	7	6	1	2	—	—	—	—	—	—	—
445	Food & beverage stores .....	610	3 106	13 345	36	17	9	5	3	—	2	—	—	—	—	—
4451	Grocery stores .....	525	2 749	11 894	19	8	3	3	3	—	2	—	—	—	—	—
44511	Grocery (except convenience) stores .....	471	2 515	10 767	12	4	2	2	2	—	2	—	—	—	—	—
445110	Grocery (except convenience) stores .....	471	2 515	10 767	12	4	2	2	2	—	2	—	—	—	—	—
447	Gasoline stations .....	191	1 010	4 453	19	3	9	5	2	—	—	—	—	—	—	—
4471	Gasoline stations .....	191	1 010	4 453	19	3	9	5	2	—	—	—	—	—	—	—
44711	Gasoline stations with convenience stores .....	137	543	2 535	15	2	9	3	1	—	—	—	—	—	—	—
447110	Gasoline stations with convenience stores .....	137	543	2 535	15	2	9	3	1	—	—	—	—	—	—	—
452	General merchandise stores .....	738	3 655	15 746	7	3	1	—	—	1	—	2	—	—	—	—
4529	Other general merchandise stores .....	(F)	(D)	(D)	6	3	1	—	—	—	—	2	—	—	—	—
45291	Warehouse clubs & superstores .....	(E)	(D)	(D)	1	—	—	—	—	—	—	1	—	—	—	—
45299	All other general merchandise stores .....	(E)	(D)	(D)	5	3	1	—	—	—	—	1	—	—	—	—
453	Miscellaneous store retailers .....	206	902	3 849	35	23	7	2	3	—	—	—	—	—	—	—
4539	Other miscellaneous store retailers .....	110	503	2 224	15	9	3	1	2	—	—	—	—	—	—	—
454	Nonstore retailers .....	108	744	3 202	13	6	5	1	—	1	—	—	—	—	—	—
<b>48-49</b>	<b>Transportation &amp; warehousing .....</b>	<b>264</b>	<b>2 148</b>	<b>11 013</b>	<b>65</b>	<b>50</b>	<b>9</b>	<b>5</b>	<b>—</b>	<b>1</b>	<b>—</b>	<b>—</b>	<b>—</b>	<b>—</b>	<b>—</b>	<b>—</b>
485	Transit & ground passenger transportation .....	105	1 121	4 450	8	4	2	1	—	1	—	—	—	—	—	—
<b>51</b>	<b>Information .....</b>	<b>464</b>	<b>5 236</b>	<b>24 917</b>	<b>27</b>	<b>13</b>	<b>4</b>	<b>5</b>	<b>2</b>	<b>2</b>	<b>1</b>	<b>—</b>	<b>—</b>	<b>—</b>	<b>—</b>	<b>—</b>
517	Telecommunications .....	(E)	(D)	(D)	17	7	2	4	1	2	1	—	—	—	—	—
5171	Wired Telecommunications Carriers .....	(E)	(D)	(D)	10	3	2	1	1	2	1	—	—	—	—	—
51711	Wired Telecommunications Carriers .....	(E)	(D)	(D)	10	3	2	1	1	2	1	—	—	—	—	—
<b>52</b>	<b>Finance &amp; insurance .....</b>	<b>312</b>	<b>2 954</b>	<b>12 011</b>	<b>51</b>	<b>33</b>	<b>7</b>	<b>7</b>	<b>4</b>	<b>—</b>	<b>—</b>	<b>—</b>	<b>—</b>	<b>—</b>	<b>—</b>	<b>—</b>
522	Credit intermediation & related activities .....	232	2 234	9 136	23	10	4	5	4	—	—	—	—	—	—	—
5221	Depository credit intermediation .....	196	1 607	6 590	15	5	2	4	4	—	—	—	—	—	—	—
52211	Commercial banking .....	(C)	(D)	(D)	9	2	2	3	2	—	—	—	—	—	—	—
<b>53</b>	<b>Real estate &amp; rental &amp; leasing .....</b>	<b>207</b>	<b>836</b>	<b>4 134</b>	<b>67</b>	<b>54</b>	<b>7</b>	<b>6</b>	<b>—</b>	<b>—</b>	<b>—</b>	<b>—</b>	<b>—</b>	<b>—</b>	<b>—</b>	<b>—</b>
531	Real estate .....	100	420	2 055	49	44	3	2	—	—	—	—	—	—	—	—
532	Rental & leasing services .....	107	416	2 079	18	10	4	4	—	—	—	—	—	—	—	—
<b>54</b>	<b>Professional, scientific &amp; technical services .....</b>	<b>414</b>	<b>3 571</b>	<b>17 247</b>	<b>101</b>	<b>74</b>	<b>14</b>	<b>9</b>	<b>4</b>	<b>—</b>	<b>—</b>	<b>—</b>	<b>—</b>	<b>—</b>	<b>—</b>	<b>—</b>
541	Professional, scientific & technical services .....	414	3 571	17 247	101	74	14	9	4	—	—	—	—	—	—	—
5413	Architectural, engineering & related services .....	133	1 285	6 360	37	29	3	4	1	—	—	—	—	—	—	—
<b>55</b>	<b>Management of companies &amp; enterprises .....</b>	<b>68</b>	<b>475</b>	<b>1 506</b>	<b>4</b>	<b>1</b>	<b>1</b>	<b>—</b>	<b>2</b>	<b>—</b>	<b>—</b>	<b>—</b>	<b>—</b>	<b>—</b>	<b>—</b>	<b>—</b>
<b>56</b>	<b>Admin, support, waste mgt, remediation services .....</b>	<b>329</b>	<b>1 555</b>	<b>8 674</b>	<b>79</b>	<b>52</b>	<b>19</b>	<b>6</b>	<b>2</b>	<b>—</b>	<b>—</b>	<b>—</b>	<b>—</b>	<b>—</b>	<b>—</b>	<b>—</b>
561	Administrative & support services .....	260	1 006	5 191	64	43	15	4	2	—	—	—	—	—	—	—
5617	Services to buildings & dwellings .....	143	468	3 043	32	20	9	2	1	—	—	—	—	—	—	—
56172	Janitorial services .....	126	401	1 690	19	9	7	2	1	—	—	—	—	—	—	—
561720	Janitorial services .....	126	401	1 690	19	9	7	2	1	—	—	—	—	—	—	—
<b>61</b>	<b>Educational services .....</b>	<b>150</b>	<b>443</b>	<b>2 388</b>	<b>17</b>	<b>8</b>	<b>3</b>	<b>3</b>	<b>3</b>	<b>—</b>	<b>—</b>	<b>—</b>	<b>—</b>	<b>—</b>	<b>—</b>	<b>—</b>
611	Educational services .....	150	443	2 388	17	8	3	3	3	—	—	—	—	—	—	—
6116	Other schools & instruction .....	105	286	1 850	10	4	2	2	2	—	—	—	—	—	—	—

See footnotes at end of table.

**Table 6. Boroughs and Census Areas—Employees, Payroll, and Establishments by Industry: 2003—Con.**

[Excludes most government employees, railroad employees, and self-employed persons. Size class 1 to 4 includes establishments with payroll, but no employees, during mid-March pay period. (D) denotes figures withheld to avoid disclosing data for individual companies; the data are included in broader industry totals. Detailed industries with 100 or more employees are shown if industry was not a (D). For explanation of terms, abbreviations, and data reliability/comparability, see introductory text]

NAICS code	Industry	Number of employees for week including March 12	Payroll (\$1,000)		Total number of establishments	Number of establishments by employment-size class								
			First quarter	Annual		1 to 4	5 to 9	10 to 19	20 to 49	50 to 99	100 to 249	250 to 499	500 to 999	1,000 or more
<b>MATANUSKA-SUSITNA—Con.</b>														
<b>62</b>	<b>Health care and social assistance .....</b>	<b>2 045</b>	<b>15 039</b>	<b>70 101</b>	<b>168</b>	<b>87</b>	<b>40</b>	<b>22</b>	<b>15</b>	<b>1</b>	<b>2</b>	<b>-</b>	<b>1</b>	<b>-</b>
621	Ambulatory health care services .....	808	6 569	32 201	106	59	28	12	5	1	1	-	-	-
6211	Offices of physicians .....	218	2 371	14 133	44	29	8	5	2	-	-	-	-	-
62111	Offices of physicians .....	218	2 371	14 133	44	29	8	5	2	-	-	-	-	-
6212	Offices of dentists .....	169	1 434	6 044	26	10	10	5	1	-	-	-	-	-
62121	Offices of dentists .....	169	1 434	6 044	26	10	10	5	1	-	-	-	-	-
621210	Offices of dentists .....	169	1 434	6 044	26	10	10	5	1	-	-	-	-	-
6214	Outpatient care centers .....	123	1 030	3 662	5	2	1	-	1	1	-	-	-	-
62142	Outpatient mental health, substance abuse ctrs .....	(C)	(D)	(D)	2	-	-	-	1	1	-	-	-	-
6216	Home health care services .....	(C)	(D)	(D)	3	1	-	-	1	-	1	-	-	-
62161	Home health care services .....	(C)	(D)	(D)	3	1	-	-	1	-	1	-	-	-
622	Hospitals .....	(F)	(D)	(D)	1	-	-	-	-	-	-	-	1	-
6221	General medical & surgical hospitals .....	(F)	(D)	(D)	1	-	-	-	-	-	-	-	1	-
62211	General medical & surgical hospitals .....	(F)	(D)	(D)	1	-	-	-	-	-	-	-	1	-
623	Nursing & residential care facilities .....	(C)	(D)	(D)	14	6	4	1	3	-	-	-	-	-
624	Social assistance .....	569	2 558	11 027	47	22	8	9	7	-	1	-	-	-
6241	Individual & family services .....	323	1 530	6 782	17	8	2	2	4	-	1	-	-	-
62412	Services for elderly & disabled persons .....	264	1 160	5 138	8	2	1	1	3	-	1	-	-	-
624120	Services for elderly & disabled persons .....	264	1 160	5 138	8	2	1	1	3	-	1	-	-	-
6244	Child day care services .....	167	532	2 352	25	13	5	6	1	-	-	-	-	-
62441	Child day care services .....	167	532	2 352	25	13	5	6	1	-	-	-	-	-
624410	Child day care services .....	167	532	2 352	25	13	5	6	1	-	-	-	-	-
<b>71</b>	<b>Arts, entertainment &amp; recreation .....</b>	<b>184</b>	<b>618</b>	<b>4 140</b>	<b>45</b>	<b>40</b>	<b>2</b>	<b>-</b>	<b>2</b>	<b>1</b>	<b>-</b>	<b>-</b>	<b>-</b>	<b>-</b>
713	Amusement, gambling & recreation industries .....	130	385	2 751	31	27	2	-	1	1	-	-	-	-
7139	Other amusement & recreation industries .....	(C)	(D)	(D)	29	25	2	-	1	1	-	-	-	-
<b>72</b>	<b>Accommodation &amp; food services .....</b>	<b>1 255</b>	<b>3 605</b>	<b>19 962</b>	<b>154</b>	<b>84</b>	<b>26</b>	<b>25</b>	<b>16</b>	<b>3</b>	<b>-</b>	<b>-</b>	<b>-</b>	<b>-</b>
721	Accommodation .....	231	919	7 826	40	29	3	5	2	1	-	-	-	-
7211	Traveler accommodation .....	211	836	6 834	24	15	1	5	2	1	-	-	-	-
72111	Hotels (exc casino hotels) & motels .....	209	833	6 798	21	12	1	5	2	1	-	-	-	-
721110	Hotels (exc casino hotels) & motels .....	209	833	6 798	21	12	1	5	2	1	-	-	-	-
722	Food services & drinking places .....	1 024	2 686	12 136	114	55	23	20	14	2	-	-	-	-
7221	Full-service restaurants .....	390	1 073	4 930	37	17	5	10	4	1	-	-	-	-
72211	Full-service restaurants .....	390	1 073	4 930	37	17	5	10	4	1	-	-	-	-
722110	Full-service restaurants .....	390	1 073	4 930	37	17	5	10	4	1	-	-	-	-
7222	Limited-service eating places .....	522	1 274	5 753	51	23	10	7	10	1	-	-	-	-
72221	Limited-service eating places .....	522	1 274	5 753	51	23	10	7	10	1	-	-	-	-
722211	Limited-service restaurants .....	452	1 139	5 087	34	12	7	4	10	1	-	-	-	-
7224	Drinking places (alcoholic beverages) .....	111	332	1 394	19	8	8	3	-	-	-	-	-	-
72241	Drinking places (alcoholic beverages) .....	111	332	1 394	19	8	8	3	-	-	-	-	-	-
722410	Drinking places (alcoholic beverages) .....	111	332	1 394	19	8	8	3	-	-	-	-	-	-
<b>81</b>	<b>Other services (except public administration) .....</b>	<b>544</b>	<b>2 565</b>	<b>11 258</b>	<b>139</b>	<b>97</b>	<b>31</b>	<b>9</b>	<b>2</b>	<b>-</b>	<b>-</b>	<b>-</b>	<b>-</b>	<b>-</b>
811	Repair & maintenance .....	174	1 162	5 135	54	39	11	4	-	-	-	-	-	-
8111	Automotive repair & maintenance .....	156	1 055	4 660	43	29	10	4	-	-	-	-	-	-
81111	Automotive mechanical & electrical R&M .....	112	716	3 226	29	20	6	3	-	-	-	-	-	-
811111	General automotive repair .....	104	659	2 932	25	17	5	3	-	-	-	-	-	-
813	Religious, grantmaking, civic, prof & like organizations .....	276	1 115	4 818	57	41	9	5	2	-	-	-	-	-
8131	Religious organizations .....	192	699	2 880	39	27	7	4	1	-	-	-	-	-
81311	Religious organizations .....	192	699	2 880	39	27	7	4	1	-	-	-	-	-
813110	Religious organizations .....	192	699	2 880	39	27	7	4	1	-	-	-	-	-
<b>99</b>	<b>Unclassified establishments .....</b>	<b>6</b>	<b>31</b>	<b>160</b>	<b>4</b>	<b>4</b>	<b>-</b>	<b>-</b>	<b>-</b>	<b>-</b>	<b>-</b>	<b>-</b>	<b>-</b>	<b>-</b>
<b>NOME</b>														
	<b>Total .....</b>	<b>1 805</b>	<b>14 120</b>	<b>59 255</b>	<b>183</b>	<b>98</b>	<b>45</b>	<b>23</b>	<b>15</b>	<b>-</b>	<b>1</b>	<b>1</b>	<b>-</b>	<b>-</b>
<b>21</b>	<b>Mining .....</b>	<b>(B)</b>	<b>(D)</b>	<b>(D)</b>	<b>4</b>	<b>2</b>	<b>1</b>	<b>-</b>	<b>1</b>	<b>-</b>	<b>-</b>	<b>-</b>	<b>-</b>	<b>-</b>
<b>22</b>	<b>Utilities .....</b>	<b>(A)</b>	<b>(D)</b>	<b>(D)</b>	<b>3</b>	<b>2</b>	<b>1</b>	<b>-</b>	<b>-</b>	<b>-</b>	<b>-</b>	<b>-</b>	<b>-</b>	<b>-</b>
<b>23</b>	<b>Construction .....</b>	<b>39</b>	<b>384</b>	<b>3 250</b>	<b>15</b>	<b>13</b>	<b>-</b>	<b>2</b>	<b>-</b>	<b>-</b>	<b>-</b>	<b>-</b>	<b>-</b>	<b>-</b>
<b>31-33</b>	<b>Manufacturing .....</b>	<b>(A)</b>	<b>(D)</b>	<b>(D)</b>	<b>3</b>	<b>1</b>	<b>2</b>	<b>-</b>	<b>-</b>	<b>-</b>	<b>-</b>	<b>-</b>	<b>-</b>	<b>-</b>
<b>42</b>	<b>Wholesale trade .....</b>	<b>54</b>	<b>513</b>	<b>2 472</b>	<b>4</b>	<b>1</b>	<b>1</b>	<b>1</b>	<b>1</b>	<b>-</b>	<b>-</b>	<b>-</b>	<b>-</b>	<b>-</b>
<b>44-45</b>	<b>Retail trade .....</b>	<b>318</b>	<b>1 419</b>	<b>6 303</b>	<b>39</b>	<b>17</b>	<b>11</b>	<b>8</b>	<b>3</b>	<b>-</b>	<b>-</b>	<b>-</b>	<b>-</b>	<b>-</b>
445	Food & beverage stores .....	210	952	4 071	20	7	6	5	2	-	-	-	-	-
4451	Grocery stores .....	(C)	(D)	(D)	17	6	5	4	2	-	-	-	-	-
44511	Grocery (except convenience) stores .....	173	848	3 602	16	6	5	3	2	-	-	-	-	-
445110	Grocery (except convenience) stores .....	173	848	3 602	16	6	5	3	2	-	-	-	-	-
<b>48-49</b>	<b>Transportation &amp; warehousing .....</b>	<b>151</b>	<b>1 928</b>	<b>8 072</b>	<b>14</b>	<b>4</b>	<b>6</b>	<b>1</b>	<b>3</b>	<b>-</b>	<b>-</b>	<b>-</b>	<b>-</b>	<b>-</b>
481	Air transportation .....	130	1 740	7 216	8	-	5	-	3	-	-	-	-	-
4811	Scheduled air transportation .....	(C)	(D)	(D)	6	-	3	-	3	-	-	-	-	-
48111	Scheduled air transportation .....	(C)	(D)	(D)	6	-	3	-	3	-	-	-	-	-
<b>51</b>	<b>Information .....</b>	<b>15</b>	<b>111</b>	<b>432</b>	<b>4</b>	<b>3</b>	<b>-</b>	<b>1</b>	<b>-</b>	<b>-</b>	<b>-</b>	<b>-</b>	<b>-</b>	<b>-</b>

See footnotes at end of table.

**Table 6. Boroughs and Census Areas—Employees, Payroll, and Establishments by Industry: 2003—Con.**

[Excludes most government employees, railroad employees, and self-employed persons. Size class 1 to 4 includes establishments with payroll, but no employees, during mid-March pay period. (D) denotes figures withheld to avoid disclosing data for individual companies; the data are included in broader industry totals. Detailed industries with 100 or more employees are shown if industry was not a (D). For explanation of terms, abbreviations, and data reliability/comparability, see introductory text]

NAICS code	Industry	Number of employees for week including March 12	Payroll (\$1,000)		Total number of establishments	Number of establishments by employment-size class								
			First quarter	Annual		1 to 4	5 to 9	10 to 19	20 to 49	50 to 99	100 to 249	250 to 499	500 to 999	1,000 or more
<b>NOME—Con.</b>														
52	Finance & insurance .....	28	310	1 502	6	4	1	1	—	—	—	—	—	—
53	Real estate & rental & leasing .....	42	159	880	10	6	3	1	—	—	—	—	—	—
54	Professional, scientific & technical services .....	(A)	(D)	(D)	3	3	—	—	—	—	—	—	—	—
56	Admin, support, waste mgt, remediation services .....	47	87	423	7	4	1	1	1	—	—	—	—	—
61	Educational services .....	(A)	(D)	(D)	3	1	2	—	—	—	—	—	—	—
62	Health care and social assistance .....	789	7 794	29 887	24	7	10	2	3	—	1	1	—	—
622	Hospitals .....	(E)	(D)	(D)	1	—	—	—	—	—	—	1	—	—
6221	General medical & surgical hospitals .....	(E)	(D)	(D)	1	—	—	—	—	—	—	1	—	—
62211	General medical & surgical hospitals .....	(E)	(D)	(D)	1	—	—	—	—	—	—	1	—	—
624	Social assistance .....	(E)	(D)	(D)	7	2	1	1	2	—	1	—	—	—
6241	Individual & family services .....	(C)	(D)	(D)	2	—	—	—	1	—	1	—	—	—
62419	Other individual & family services .....	(C)	(D)	(D)	2	—	—	—	1	—	1	—	—	—
71	Arts, entertainment & recreation .....	41	108	387	10	7	1	2	—	—	—	—	—	—
72	Accommodation & food services .....	159	634	2 536	14	4	4	3	3	—	—	—	—	—
722	Food services & drinking places .....	(C)	(D)	(D)	10	3	4	1	2	—	—	—	—	—
81	Other services (except public administration) .....	49	260	1 105	20	19	1	—	—	—	—	—	—	—
<b>NORTH SLOPE</b>														
	Total .....	2 048	26 007	98 873	136	48	32	21	27	5	3	—	—	—
21	Mining .....	(B)	(D)	(D)	2	—	—	1	1	—	—	—	—	—
22	Utilities .....	70	1 187	5 116	3	—	2	—	—	1	—	—	—	—
23	Construction .....	71	730	3 063	13	6	4	3	—	—	—	—	—	—
31-33	Manufacturing .....	(B)	(D)	(D)	3	1	2	—	—	—	—	—	—	—
42	Wholesale trade .....	86	1 480	6 074	7	2	1	3	1	—	—	—	—	—
44-45	Retail trade .....	284	2 203	9 181	19	4	8	2	4	1	—	—	—	—
445	Food & beverage stores .....	140	934	3 713	8	1	5	1	—	1	—	—	—	—
4451	Grocery stores .....	140	934	3 713	8	1	5	1	—	1	—	—	—	—
44511	Grocery (except convenience) stores .....	140	934	3 713	8	1	5	1	—	1	—	—	—	—
445110	Grocery (except convenience) stores .....	140	934	3 713	8	1	5	1	—	1	—	—	—	—
48-49	Transportation & warehousing .....	304	7 611	23 824	13	3	—	—	9	1	—	—	—	—
481	Air transportation .....	(C)	(D)	(D)	5	1	—	—	3	1	—	—	—	—
4811	Scheduled air transportation .....	(C)	(D)	(D)	5	1	—	—	3	1	—	—	—	—
48111	Scheduled air transportation .....	(C)	(D)	(D)	5	1	—	—	3	1	—	—	—	—
486	Pipeline transportation .....	(C)	(D)	(D)	5	—	—	—	5	—	—	—	—	—
4861	Pipeline transportation of crude oil .....	(C)	(D)	(D)	5	—	—	—	5	—	—	—	—	—
48611	Pipeline transportation of crude oil .....	(C)	(D)	(D)	5	—	—	—	5	—	—	—	—	—
51	Information .....	80	776	3 434	14	11	1	1	1	—	—	—	—	—
52	Finance & insurance .....	(A)	(D)	(D)	1	—	—	1	—	—	—	—	—	—
53	Real estate & rental & leasing .....	47	280	1 152	3	—	1	1	1	—	—	—	—	—
54	Professional, scientific & technical services .....	26	303	1 204	4	3	—	1	—	—	—	—	—	—
55	Management of companies & enterprises .....	127	2 760	11 068	5	—	1	1	2	1	—	—	—	—
551	Management of companies & enterprises .....	127	2 760	11 068	5	—	1	1	2	1	—	—	—	—
5511	Management of companies & enterprises .....	127	2 760	11 068	5	—	1	1	2	1	—	—	—	—
55111	Management of companies & enterprises .....	127	2 760	11 068	5	—	1	1	2	1	—	—	—	—
551114	Corp, subsidiary & regional managing offices .....	127	2 760	11 068	5	—	1	1	2	1	—	—	—	—
56	Admin, support, waste mgt, remediation services .....	96	1 083	4 921	8	2	2	1	3	—	—	—	—	—
61	Educational services .....	(C)	(D)	(D)	1	—	—	—	—	—	1	—	—	—
611	Educational services .....	(C)	(D)	(D)	1	—	—	—	—	—	1	—	—	—
6113	Colleges, universities & professional schools .....	(C)	(D)	(D)	1	—	—	—	—	—	1	—	—	—
61131	Colleges, universities & professional schools .....	(C)	(D)	(D)	1	—	—	—	—	—	1	—	—	—
62	Health care and social assistance .....	(C)	(D)	(D)	4	1	1	—	—	1	1	—	—	—
622	Hospitals .....	(C)	(D)	(D)	1	—	—	—	—	—	1	—	—	—
6221	General medical & surgical hospitals .....	(C)	(D)	(D)	1	—	—	—	—	—	1	—	—	—
62211	General medical & surgical hospitals .....	(C)	(D)	(D)	1	—	—	—	—	—	1	—	—	—
71	Arts, entertainment & recreation .....	51	41	161	3	—	2	—	1	—	—	—	—	—
72	Accommodation & food services .....	302	2 624	9 957	24	10	5	4	4	—	1	—	—	—
722	Food services & drinking places .....	259	2 232	7 913	18	6	5	3	3	—	1	—	—	—
7223	Special food services .....	(C)	(D)	(D)	9	2	1	2	3	—	1	—	—	—
72231	Food service contractors .....	(C)	(D)	(D)	9	2	1	2	3	—	1	—	—	—
81	Other services (except public administration) .....	59	445	1 710	9	5	2	2	—	—	—	—	—	—

See footnotes at end of table.

**Table 6. Boroughs and Census Areas—Employees, Payroll, and Establishments by Industry: 2003—Con.**

[Excludes most government employees, railroad employees, and self-employed persons. Size class 1 to 4 includes establishments with payroll, but no employees, during mid-March pay period. (D) denotes figures withheld to avoid disclosing data for individual companies; the data are included in broader industry totals. Detailed industries with 100 or more employees are shown if industry was not a (D). For explanation of terms, abbreviations, and data reliability/comparability, see introductory text]

NAICS code	Industry	Number of employees for week including March 12	Payroll (\$1,000)		Total number of establishments	Number of establishments by employment-size class									
			First quarter	Annual		1 to 4	5 to 9	10 to 19	20 to 49	50 to 99	100 to 249	250 to 499	500 to 999	1,000 or more	
<b>NORTHWEST ARCTIC</b>															
	<b>Total</b> .....	<b>1 681</b>	<b>19 369</b>	<b>83 195</b>	<b>72</b>	<b>38</b>	<b>9</b>	<b>8</b>	<b>13</b>	<b>2</b>	<b>-</b>	<b>1</b>	<b>1</b>	<b>-</b>	
21	Mining .....	(E)	(D)	(D)	1	-	-	-	-	-	-	1	-	-	
212	Mining (except oil & gas) .....	(E)	(D)	(D)	1	-	-	-	-	-	-	1	-	-	
2122	Metal ore mining .....	(E)	(D)	(D)	1	-	-	-	-	-	-	1	-	-	
21223	Copper, nickel, lead & zinc mining .....	(E)	(D)	(D)	1	-	-	-	-	-	-	1	-	-	
22	Utilities .....	(B)	(D)	(D)	2	-	-	2	-	-	-	-	-	-	
23	Construction .....	(A)	(D)	(D)	3	2	-	1	-	-	-	-	-	-	
44-45	Retail trade .....	215	1 107	4 334	16	7	4	-	4	1	-	-	-	-	
445	Food & beverage stores .....	(C)	(D)	(D)	10	5	3	-	2	-	-	-	-	-	
4451	Grocery stores .....	(C)	(D)	(D)	10	5	3	-	2	-	-	-	-	-	
44511	Grocery (except convenience) stores .....	(C)	(D)	(D)	7	2	3	-	2	-	-	-	-	-	
48-49	Transportation & warehousing .....	196	2 017	9 170	14	6	2	1	4	1	-	-	-	-	
51	Information .....	51	537	2 567	5	3	-	1	1	-	-	-	-	-	
52	Finance & insurance .....	(A)	(D)	(D)	1	-	1	-	-	-	-	-	-	-	
53	Real estate & rental & leasing .....	(A)	(D)	(D)	2	2	-	-	-	-	-	-	-	-	
54	Professional, scientific & technical services .....	(A)	(D)	(D)	1	1	-	-	-	-	-	-	-	-	
55	Management of companies & enterprises .....	(B)	(D)	(D)	1	-	-	-	1	-	-	-	-	-	
56	Admin, support, waste mgt, remediation services .....	(A)	(D)	(D)	2	2	-	-	-	-	-	-	-	-	
61	Educational services .....	(A)	(D)	(D)	3	2	1	-	-	-	-	-	-	-	
62	Health care and social assistance .....	(F)	(D)	(D)	4	2	-	1	-	-	-	-	1	-	
622	Hospitals .....	(F)	(D)	(D)	1	-	-	-	-	-	-	-	1	-	
6221	General medical & surgical hospitals .....	(F)	(D)	(D)	1	-	-	-	-	-	-	-	1	-	
62211	General medical & surgical hospitals .....	(F)	(D)	(D)	1	-	-	-	-	-	-	-	1	-	
71	Arts, entertainment & recreation .....	(A)	(D)	(D)	2	1	-	1	-	-	-	-	-	-	
72	Accommodation & food services .....	58	427	1 828	9	6	1	-	2	-	-	-	-	-	
81	Other services (except public administration) .....	43	131	629	6	4	-	1	1	-	-	-	-	-	
<b>PRINCE OF WALES-OUTER KETCHIKAN</b>															
	<b>Total</b> .....	<b>1 027</b>	<b>4 663</b>	<b>25 057</b>	<b>165</b>	<b>116</b>	<b>24</b>	<b>17</b>	<b>6</b>	<b>1</b>	<b>1</b>	<b>-</b>	<b>-</b>	<b>-</b>	
11	Forestry, fishing, hunting, and agriculture support .....	92	541	3 413	10	6	1	1	2	-	-	-	-	-	
21	Mining .....	(A)	(D)	(D)	1	1	-	-	-	-	-	-	-	-	
22	Utilities .....	45	421	2 240	4	1	1	1	1	-	-	-	-	-	
23	Construction .....	50	349	2 610	22	20	2	-	-	-	-	-	-	-	
31-33	Manufacturing .....	239	407	2 792	6	3	1	-	1	-	1	-	-	-	
311	Food mfg .....	(C)	(D)	(D)	3	2	-	-	-	-	1	-	-	-	
3117	Seafood product preparation & packaging .....	(C)	(D)	(D)	3	2	-	-	-	-	1	-	-	-	
31171	Seafood product preparation & packaging .....	(C)	(D)	(D)	3	2	-	-	-	-	1	-	-	-	
42	Wholesale trade .....	15	142	659	6	4	2	-	-	-	-	-	-	-	
44-45	Retail trade .....	228	853	3 953	35	23	6	5	-	1	-	-	-	-	
445	Food & beverage stores .....	133	522	2 376	8	4	1	2	-	1	-	-	-	-	
4451	Grocery stores .....	124	504	2 277	4	1	-	2	-	1	-	-	-	-	
44511	Grocery (except convenience) stores .....	(C)	(D)	(D)	3	1	-	1	-	1	-	-	-	-	
48-49	Transportation & warehousing .....	68	462	2 453	16	11	3	1	1	-	-	-	-	-	
51	Information .....	11	70	290	4	4	-	-	-	-	-	-	-	-	
52	Finance & insurance .....	18	130	555	5	3	2	-	-	-	-	-	-	-	
53	Real estate & rental & leasing .....	20	100	437	4	3	-	1	-	-	-	-	-	-	
61	Educational services .....	(A)	(D)	(D)	2	2	-	-	-	-	-	-	-	-	
62	Health care and social assistance .....	103	795	3 324	13	5	4	3	1	-	-	-	-	-	
71	Arts, entertainment & recreation .....	1	4	78	4	4	-	-	-	-	-	-	-	-	
72	Accommodation & food services .....	106	304	1 949	21	15	1	5	-	-	-	-	-	-	
81	Other services (except public administration) .....	25	67	264	11	10	1	-	-	-	-	-	-	-	
99	Unclassified establishments .....	(A)	(D)	(D)	1	1	-	-	-	-	-	-	-	-	

See footnotes at end of table.

**Table 6. Boroughs and Census Areas—Employees, Payroll, and Establishments by Industry: 2003—Con.**

[Excludes most government employees, railroad employees, and self-employed persons. Size class 1 to 4 includes establishments with payroll, but no employees, during mid-March pay period. (D) denotes figures withheld to avoid disclosing data for individual companies; the data are included in broader industry totals. Detailed industries with 100 or more employees are shown if industry was not a (D). For explanation of terms, abbreviations, and data reliability/comparability, see introductory text]

NAICS code	Industry	Number of employees for week including March 12	Payroll (\$1,000)		Total number of establishments	Number of establishments by employment-size class								
			First quarter	Annual		1 to 4	5 to 9	10 to 19	20 to 49	50 to 99	100 to 249	250 to 499	500 to 999	1,000 or more
<b>SITKA</b>														
	<b>Total</b>	<b>3 070</b>	<b>20 662</b>	<b>95 213</b>	<b>402</b>	<b>260</b>	<b>81</b>	<b>38</b>	<b>11</b>	<b>9</b>	<b>2</b>	<b>1</b>	-	-
<b>11</b>	<b>Forestry, fishing, hunting, and agriculture support</b>	(A)	(D)	(D)	32	32	-	-	-	-	-	-	-	-
<b>23</b>	<b>Construction</b>	239	1 835	9 585	50	36	10	3	-	1	-	-	-	-
236	Construction of Buildings	149	1 132	5 082	19	13	4	1	-	1	-	-	-	-
2361	Residential Building Construction	(C)	(D)	(D)	17	11	4	1	-	1	-	-	-	-
23611	Residential Building Construction	(C)	(D)	(D)	17	11	4	1	-	1	-	-	-	-
<b>31-33</b>	<b>Manufacturing</b>	<b>265</b>	<b>1 474</b>	<b>7 902</b>	<b>13</b>	<b>8</b>	<b>2</b>	<b>-</b>	<b>-</b>	<b>2</b>	<b>1</b>	<b>-</b>	<b>-</b>	<b>-</b>
311	Food mfg	(C)	(D)	(D)	8	5	1	-	-	2	-	-	-	-
3117	Seafood product preparation & packaging	138	551	5 007	7	5	-	-	-	2	-	-	-	-
31171	Seafood product preparation & packaging	138	551	5 007	7	5	-	-	-	2	-	-	-	-
336	Transportation equipment mfg	(C)	(D)	(D)	2	1	-	-	-	-	1	-	-	-
3366	Ship & boat building	(C)	(D)	(D)	2	1	-	-	-	-	1	-	-	-
33661	Ship & boat building	(C)	(D)	(D)	2	1	-	-	-	-	1	-	-	-
<b>42</b>	<b>Wholesale trade</b>	<b>75</b>	<b>611</b>	<b>2 726</b>	<b>13</b>	<b>7</b>	<b>3</b>	<b>2</b>	<b>1</b>	<b>-</b>	<b>-</b>	<b>-</b>	<b>-</b>	<b>-</b>
<b>44-45</b>	<b>Retail trade</b>	<b>521</b>	<b>2 842</b>	<b>12 910</b>	<b>68</b>	<b>39</b>	<b>17</b>	<b>6</b>	<b>4</b>	<b>2</b>	<b>-</b>	<b>-</b>	<b>-</b>	<b>-</b>
445	Food & beverage stores	200	886	4 231	6	2	1	-	1	2	-	-	-	-
4451	Grocery stores	(C)	(D)	(D)	3	-	-	-	1	2	-	-	-	-
44511	Grocery (except convenience) stores	(C)	(D)	(D)	3	-	-	-	1	2	-	-	-	-
<b>48-49</b>	<b>Transportation &amp; warehousing</b>	<b>210</b>	<b>1 333</b>	<b>7 201</b>	<b>36</b>	<b>25</b>	<b>4</b>	<b>5</b>	<b>1</b>	<b>1</b>	<b>-</b>	<b>-</b>	<b>-</b>	<b>-</b>
<b>51</b>	<b>Information</b>	(B)	(D)	(D)	7	3	3	1	-	-	-	-	-	-
<b>52</b>	<b>Finance &amp; insurance</b>	<b>71</b>	<b>569</b>	<b>2 457</b>	<b>13</b>	<b>7</b>	<b>4</b>	<b>2</b>	<b>-</b>	<b>-</b>	<b>-</b>	<b>-</b>	<b>-</b>	<b>-</b>
<b>53</b>	<b>Real estate &amp; rental &amp; leasing</b>	<b>37</b>	<b>250</b>	<b>1 152</b>	<b>11</b>	<b>8</b>	<b>2</b>	<b>1</b>	<b>-</b>	<b>-</b>	<b>-</b>	<b>-</b>	<b>-</b>	<b>-</b>
<b>54</b>	<b>Professional, scientific &amp; technical services</b>	<b>41</b>	<b>266</b>	<b>976</b>	<b>14</b>	<b>10</b>	<b>4</b>	<b>-</b>	<b>-</b>	<b>-</b>	<b>-</b>	<b>-</b>	<b>-</b>	<b>-</b>
<b>55</b>	<b>Management of companies &amp; enterprises</b>	(A)	(D)	(D)	2	1	-	1	-	-	-	-	-	-
<b>56</b>	<b>Admin. support, waste mgt, remediation services</b>	<b>74</b>	<b>388</b>	<b>1 763</b>	<b>19</b>	<b>13</b>	<b>4</b>	<b>1</b>	<b>1</b>	<b>-</b>	<b>-</b>	<b>-</b>	<b>-</b>	<b>-</b>
<b>61</b>	<b>Educational services</b>	<b>132</b>	<b>921</b>	<b>3 660</b>	<b>8</b>	<b>4</b>	<b>2</b>	<b>1</b>	<b>-</b>	<b>1</b>	<b>-</b>	<b>-</b>	<b>-</b>	<b>-</b>
611	Educational services	132	921	3 660	8	4	2	1	-	1	-	-	-	-
<b>62</b>	<b>Health care and social assistance</b>	<b>836</b>	<b>7 764</b>	<b>33 296</b>	<b>28</b>	<b>10</b>	<b>8</b>	<b>5</b>	<b>2</b>	<b>1</b>	<b>1</b>	<b>1</b>	<b>-</b>	<b>-</b>
622	Hospitals	(F)	(D)	(D)	2	-	-	-	-	-	1	1	-	-
6221	General medical & surgical hospitals	(F)	(D)	(D)	2	-	-	-	-	-	1	1	-	-
62211	General medical & surgical hospitals	(F)	(D)	(D)	2	-	-	-	-	-	1	1	-	-
624	Social assistance	(C)	(D)	(D)	11	4	2	4	-	1	-	-	-	-
6241	Individual & family services	102	567	2 345	5	2	-	2	-	1	-	-	-	-
<b>71</b>	<b>Arts, entertainment &amp; recreation</b>	<b>35</b>	<b>231</b>	<b>1 133</b>	<b>15</b>	<b>11</b>	<b>4</b>	<b>-</b>	<b>-</b>	<b>-</b>	<b>-</b>	<b>-</b>	<b>-</b>	<b>-</b>
<b>72</b>	<b>Accommodation &amp; food services</b>	<b>351</b>	<b>1 255</b>	<b>6 416</b>	<b>40</b>	<b>20</b>	<b>8</b>	<b>9</b>	<b>2</b>	<b>1</b>	<b>-</b>	<b>-</b>	<b>-</b>	<b>-</b>
721	Accommodation	151	618	3 185	11	6	2	1	1	1	-	-	-	-
7211	Traveler accommodation	(C)	(D)	(D)	8	4	1	1	1	1	-	-	-	-
72111	Hotels (exc casino hotels) & motels	141	581	2 637	7	3	1	1	1	1	-	-	-	-
721110	Hotels (exc casino hotels) & motels	141	581	2 637	7	3	1	1	1	1	-	-	-	-
722	Food services & drinking places	200	637	3 231	29	14	6	8	1	-	-	-	-	-
7222	Limited-service eating places	110	331	1 542	13	6	2	4	1	-	-	-	-	-
72221	Limited-service eating places	110	331	1 542	13	6	2	4	1	-	-	-	-	-
<b>81</b>	<b>Other services (except public administration)</b>	<b>103</b>	<b>464</b>	<b>1 882</b>	<b>30</b>	<b>23</b>	<b>6</b>	<b>1</b>	<b>-</b>	<b>-</b>	<b>-</b>	<b>-</b>	<b>-</b>	<b>-</b>
<b>99</b>	<b>Unclassified establishments</b>	(A)	(D)	(D)	3	3	-	-	-	-	-	-	-	-
<b>SKAGWAY-HOONAH-ANGOON</b>														
	<b>Total</b>	<b>677</b>	<b>3 334</b>	<b>28 616</b>	<b>195</b>	<b>161</b>	<b>19</b>	<b>11</b>	<b>2</b>	<b>1</b>	<b>1</b>	<b>-</b>	<b>-</b>	<b>-</b>
<b>11</b>	<b>Forestry, fishing, hunting, and agriculture support</b>	(C)	(D)	(D)	3	1	1	-	-	-	1	-	-	-
113	Forestry and logging	(C)	(D)	(D)	2	-	1	-	-	-	1	-	-	-
1133	Logging	(C)	(D)	(D)	2	-	1	-	-	-	1	-	-	-
11331	Logging	(C)	(D)	(D)	2	-	1	-	-	-	1	-	-	-
<b>22</b>	<b>Utilities</b>	<b>31</b>	<b>283</b>	<b>1 480</b>	<b>5</b>	<b>2</b>	<b>2</b>	<b>1</b>	<b>-</b>	<b>-</b>	<b>-</b>	<b>-</b>	<b>-</b>	<b>-</b>
<b>23</b>	<b>Construction</b>	<b>78</b>	<b>533</b>	<b>3 103</b>	<b>12</b>	<b>7</b>	<b>3</b>	<b>-</b>	<b>2</b>	<b>-</b>	<b>-</b>	<b>-</b>	<b>-</b>	<b>-</b>
<b>31-33</b>	<b>Manufacturing</b>	(A)	(D)	(D)	5	4	-	1	-	-	-	-	-	-
<b>42</b>	<b>Wholesale trade</b>	<b>70</b>	<b>143</b>	<b>809</b>	<b>4</b>	<b>3</b>	<b>-</b>	<b>-</b>	<b>-</b>	<b>1</b>	<b>-</b>	<b>-</b>	<b>-</b>	<b>-</b>
<b>44-45</b>	<b>Retail trade</b>	<b>120</b>	<b>534</b>	<b>4 786</b>	<b>45</b>	<b>38</b>	<b>3</b>	<b>4</b>	<b>-</b>	<b>-</b>	<b>-</b>	<b>-</b>	<b>-</b>	<b>-</b>
<b>48-49</b>	<b>Transportation &amp; warehousing</b>	<b>99</b>	<b>358</b>	<b>3 633</b>	<b>27</b>	<b>20</b>	<b>3</b>	<b>4</b>	<b>-</b>	<b>-</b>	<b>-</b>	<b>-</b>	<b>-</b>	<b>-</b>
<b>51</b>	<b>Information</b>	<b>9</b>	<b>60</b>	<b>270</b>	<b>6</b>	<b>6</b>	<b>-</b>	<b>-</b>	<b>-</b>	<b>-</b>	<b>-</b>	<b>-</b>	<b>-</b>	<b>-</b>
<b>52</b>	<b>Finance &amp; insurance</b>	(A)	(D)	(D)	3	3	-	-	-	-	-	-	-	-
<b>53</b>	<b>Real estate &amp; rental &amp; leasing</b>	<b>5</b>	<b>37</b>	<b>213</b>	<b>6</b>	<b>6</b>	<b>-</b>	<b>-</b>	<b>-</b>	<b>-</b>	<b>-</b>	<b>-</b>	<b>-</b>	<b>-</b>

See footnotes at end of table.

Table 6. **Boroughs and Census Areas—Employees, Payroll, and Establishments by Industry: 2003—Con.**

[Excludes most government employees, railroad employees, and self-employed persons. Size class 1 to 4 includes establishments with payroll, but no employees, during mid-March pay period. (D) denotes figures withheld to avoid disclosing data for individual companies; the data are included in broader industry totals. Detailed industries with 100 or more employees are shown if industry was not a (D). For explanation of terms, abbreviations, and data reliability/comparability, see introductory text]

NAICS code	Industry	Number of employees for week including March 12	Payroll (\$1,000)		Total number of establishments	Number of establishments by employment-size class								
			First quarter	Annual		1 to 4	5 to 9	10 to 19	20 to 49	50 to 99	100 to 249	250 to 499	500 to 999	1,000 or more
<b>SKAGWAY-HOONAH-ANGOON—Con.</b>														
54	Professional, scientific & technical services .....	(A)	(D)	(D)	2	2	—	—	—	—	—	—	—	—
56	Admin, support, waste mgt, remediation services .....	5	22	1 173	10	10	—	—	—	—	—	—	—	—
61	Educational services .....	(A)	(D)	(D)	2	2	—	—	—	—	—	—	—	—
62	Health care and social assistance .....	43	273	1 218	12	9	2	1	—	—	—	—	—	—
71	Arts, entertainment & recreation .....	11	27	531	8	7	1	—	—	—	—	—	—	—
72	Accommodation & food services .....	50	373	4 326	37	34	3	—	—	—	—	—	—	—
81	Other services (except public administration) .....	18	52	248	8	7	1	—	—	—	—	—	—	—
<b>SOUTHEAST FAIRBANKS</b>														
	Total .....	761	4 664	24 294	160	113	25	14	8	—	—	—	—	—
11	Forestry, fishing, hunting, and agriculture support .....	6	53	396	7	7	—	—	—	—	—	—	—	—
21	Mining .....	(A)	(D)	(D)	2	2	—	—	—	—	—	—	—	—
22	Utilities .....	(B)	(D)	(D)	3	2	—	—	1	—	—	—	—	—
23	Construction .....	30	269	3 063	14	11	3	—	—	—	—	—	—	—
31-33	Manufacturing .....	(B)	(D)	(D)	3	1	1	1	—	—	—	—	—	—
42	Wholesale trade .....	(A)	(D)	(D)	3	2	—	1	—	—	—	—	—	—
44-45	Retail trade .....	131	658	3 098	32	24	6	1	1	—	—	—	—	—
48-49	Transportation & warehousing .....	112	1 399	4 836	15	9	1	3	2	—	—	—	—	—
51	Information .....	10	89	557	6	6	—	—	—	—	—	—	—	—
52	Finance & insurance .....	14	111	372	4	3	1	—	—	—	—	—	—	—
53	Real estate & rental & leasing .....	10	20	113	5	4	1	—	—	—	—	—	—	—
54	Professional, scientific & technical services .....	53	214	1 214	7	5	—	1	1	—	—	—	—	—
56	Admin, support, waste mgt, remediation services .....	22	181	1 119	5	3	1	1	—	—	—	—	—	—
61	Educational services .....	(A)	(D)	(D)	3	1	1	1	—	—	—	—	—	—
62	Health care and social assistance .....	128	651	2 710	10	2	3	3	2	—	—	—	—	—
71	Arts, entertainment & recreation .....	(A)	(D)	(D)	2	2	—	—	—	—	—	—	—	—
72	Accommodation & food services .....	131	428	3 017	27	18	6	2	1	—	—	—	—	—
81	Other services (except public administration) .....	29	76	335	12	11	1	—	—	—	—	—	—	—
<b>VALDEZ-CORDOVA</b>														
	Total .....	2 776	32 181	137 916	454	321	72	38	14	5	3	1	—	—
11	Forestry, fishing, hunting, and agriculture support .....	4	24	447	24	24	—	—	—	—	—	—	—	—
22	Utilities .....	(B)	(D)	(D)	7	3	1	3	—	—	—	—	—	—
23	Construction .....	167	2 074	12 745	36	30	5	—	—	—	1	—	—	—
237	Heavy and Civil Engineering Construction .....	(C)	(D)	(D)	6	5	—	—	—	—	1	—	—	—
2373	Highway, Street, and Bridge Construction .....	(C)	(D)	(D)	4	3	—	—	—	—	1	—	—	—
23731	Highway, Street, and Bridge Construction .....	(C)	(D)	(D)	4	3	—	—	—	—	1	—	—	—
31-33	Manufacturing .....	201	1 434	14 301	16	9	2	3	1	—	1	—	—	—
311	Food mfg .....	(C)	(D)	(D)	10	5	2	2	—	—	1	—	—	—
3117	Seafood product preparation & packaging .....	(C)	(D)	(D)	10	5	2	2	—	—	1	—	—	—
31171	Seafood product preparation & packaging .....	(C)	(D)	(D)	10	5	2	2	—	—	1	—	—	—
42	Wholesale trade .....	53	422	3 078	17	13	2	2	—	—	—	—	—	—
44-45	Retail trade .....	387	2 229	9 841	64	43	11	6	3	1	—	—	—	—
445	Food & beverage stores .....	169	786	3 467	14	9	1	1	2	1	—	—	—	—
4451	Grocery stores .....	(C)	(D)	(D)	9	4	1	1	2	1	—	—	—	—
44511	Grocery (except convenience) stores .....	154	725	3 189	8	3	1	1	2	1	—	—	—	—
445110	Grocery (except convenience) stores .....	154	725	3 189	8	3	1	1	2	1	—	—	—	—
48-49	Transportation & warehousing .....	690	17 726	58 271	54	35	8	6	3	—	1	1	—	—
486	Pipeline transportation .....	(E)	(D)	(D)	3	—	—	—	2	—	—	1	—	—
4861	Pipeline transportation of crude oil .....	(E)	(D)	(D)	3	—	—	—	2	—	—	1	—	—
48611	Pipeline transportation of crude oil .....	(E)	(D)	(D)	3	—	—	—	2	—	—	1	—	—
488	Transportation support activities .....	(C)	(D)	(D)	9	6	—	2	—	—	1	—	—	—
4883	Water transportation support activities .....	(C)	(D)	(D)	7	4	—	2	—	—	1	—	—	—
48833	Navigational services to shipping .....	(C)	(D)	(D)	3	1	—	1	—	—	1	—	—	—
51	Information .....	100	1 126	5 527	21	16	3	1	1	—	—	—	—	—
52	Finance & insurance .....	39	346	1 401	6	1	5	—	—	—	—	—	—	—
53	Real estate & rental & leasing .....	34	214	1 462	20	18	2	—	—	—	—	—	—	—
54	Professional, scientific & technical services .....	96	735	3 152	22	16	3	3	—	—	—	—	—	—

See footnotes at end of table.

Table 6. **Boroughs and Census Areas—Employees, Payroll, and Establishments by Industry: 2003—Con.**

[Excludes most government employees, railroad employees, and self-employed persons. Size class 1 to 4 includes establishments with payroll, but no employees, during mid-March pay period. (D) denotes figures withheld to avoid disclosing data for individual companies; the data are included in broader industry totals. Detailed industries with 100 or more employees are shown if industry was not a (D). For explanation of terms, abbreviations, and data reliability/comparability, see introductory text]

NAICS code	Industry	Number of employees for week including March 12	Payroll (\$1,000)		Total number of establishments	Number of establishments by employment-size class								
			First quarter	Annual		1 to 4	5 to 9	10 to 19	20 to 49	50 to 99	100 to 249	250 to 499	500 to 999	1,000 or more
<b>VALDEZ-CORDOVA—Con.</b>														
55	Management of companies & enterprises	(B)	(D)	(D)	2	1	—	—	1	—	—	—	—	—
56	Admin, support, waste mgt, remediation services	79	366	1 651	18	13	3	1	1	—	—	—	—	—
61	Educational services	(A)	(D)	(D)	3	2	1	—	—	—	—	—	—	—
62	Health care and social assistance	310	1 981	8 332	23	12	4	3	1	3	—	—	—	—
622	Hospitals	(C)	(D)	(D)	2	—	—	—	—	2	—	—	—	—
6221	General medical & surgical hospitals	(C)	(D)	(D)	2	—	—	—	—	2	—	—	—	—
62211	General medical & surgical hospitals	(C)	(D)	(D)	2	—	—	—	—	2	—	—	—	—
624	Social assistance	124	451	2 029	11	5	3	2	—	1	—	—	—	—
71	Arts, entertainment & recreation	31	104	1 064	23	20	3	—	—	—	—	—	—	—
72	Accommodation & food services	288	937	5 678	61	40	11	7	3	—	—	—	—	—
721	Accommodation	143	498	3 227	26	14	5	6	1	—	—	—	—	—
7211	Traveler accommodation	137	483	3 075	21	10	4	6	1	—	—	—	—	—
72111	Hotels (exc casino hotels) & motels	130	477	2 985	18	8	3	6	1	—	—	—	—	—
721110	Hotels (exc casino hotels) & motels	130	477	2 985	18	8	3	6	1	—	—	—	—	—
722	Food services & drinking places	145	439	2 451	35	26	6	1	2	—	—	—	—	—
81	Other services (except public administration)	207	1 279	5 452	33	21	8	3	—	1	—	—	—	—
813	Religious, grantmaking, civic, prof & like organizations	188	1 190	4 889	23	13	6	3	—	1	—	—	—	—
99	Unclassified establishments	1	3	20	4	4	—	—	—	—	—	—	—	—
<b>WADE HAMPTON</b>														
	Total	637	2 211	9 890	59	20	15	17	6	1	—	—	—	—
23	Construction	(B)	(D)	(D)	3	2	—	1	—	—	—	—	—	—
31-33	Manufacturing	(A)	(D)	(D)	2	1	1	—	—	—	—	—	—	—
42	Wholesale trade	(A)	(D)	(D)	1	1	—	—	—	—	—	—	—	—
44-45	Retail trade	297	930	3 922	26	4	8	11	3	—	—	—	—	—
445	Food & beverage stores	207	644	2 687	16	2	5	6	3	—	—	—	—	—
4451	Grocery stores	207	644	2 687	16	2	5	6	3	—	—	—	—	—
44511	Grocery (except convenience) stores	207	644	2 687	16	2	5	6	3	—	—	—	—	—
445110	Grocery (except convenience) stores	207	644	2 687	16	2	5	6	3	—	—	—	—	—
48-49	Transportation & warehousing	(B)	(D)	(D)	3	2	—	—	1	—	—	—	—	—
51	Information	(A)	(D)	(D)	1	1	—	—	—	—	—	—	—	—
52	Finance & insurance	(A)	(D)	(D)	2	2	—	—	—	—	—	—	—	—
53	Real estate & rental & leasing	(A)	(D)	(D)	2	1	1	—	—	—	—	—	—	—
61	Educational services	(B)	(D)	(D)	5	—	1	3	1	—	—	—	—	—
62	Health care and social assistance	134	181	719	5	1	1	1	1	1	—	—	—	—
624	Social assistance	134	181	719	5	1	1	1	1	1	—	—	—	—
71	Arts, entertainment & recreation	22	30	131	5	3	2	—	—	—	—	—	—	—
72	Accommodation & food services	(A)	(D)	(D)	2	1	—	1	—	—	—	—	—	—
81	Other services (except public administration)	(A)	(D)	(D)	2	1	1	—	—	—	—	—	—	—
<b>WRANGELL-PETERSBURG</b>														
	Total	1 557	10 054	53 112	274	179	54	27	11	3	—	—	—	—
11	Forestry, fishing, hunting, and agriculture support	69	598	3 899	21	18	1	—	2	—	—	—	—	—
22	Utilities	(A)	(D)	(D)	1	1	—	—	—	—	—	—	—	—
23	Construction	75	546	3 634	30	25	4	1	—	—	—	—	—	—
31-33	Manufacturing	215	2 329	16 701	14	5	3	4	1	1	—	—	—	—
311	Food mfg	201	2 197	16 114	11	3	3	3	1	1	—	—	—	—
3117	Seafood product preparation & packaging	201	2 197	16 114	11	3	3	3	1	1	—	—	—	—
31171	Seafood product preparation & packaging	201	2 197	16 114	11	3	3	3	1	1	—	—	—	—
311712	Fresh & frozen seafood processing	177	1 960	11 809	7	1	2	2	1	1	—	—	—	—
42	Wholesale trade	30	178	889	7	5	1	1	—	—	—	—	—	—
44-45	Retail trade	432	2 050	8 768	59	29	19	5	6	—	—	—	—	—
445	Food & beverage stores	157	843	3 834	13	6	2	1	4	—	—	—	—	—
4451	Grocery stores	(C)	(D)	(D)	8	2	1	1	4	—	—	—	—	—
44511	Grocery (except convenience) stores	136	726	3 284	7	2	—	1	4	—	—	—	—	—
445110	Grocery (except convenience) stores	136	726	3 284	7	2	—	1	4	—	—	—	—	—
48-49	Transportation & warehousing	74	615	2 955	20	15	2	3	—	—	—	—	—	—
51	Information	44	287	999	11	8	2	1	—	—	—	—	—	—
52	Finance & insurance	32	250	984	6	2	4	—	—	—	—	—	—	—
53	Real estate & rental & leasing	11	37	191	7	6	1	—	—	—	—	—	—	—

See footnotes at end of table.



**Table 6. Boroughs and Census Areas—Employees, Payroll, and Establishments by Industry: 2003—Con.**

[Excludes most government employees, railroad employees, and self-employed persons. Size class 1 to 4 includes establishments with payroll, but no employees, during mid-March pay period. (D) denotes figures withheld to avoid disclosing data for individual companies; the data are included in broader industry totals. Detailed industries with 100 or more employees are shown if industry was not a (D). For explanation of terms, abbreviations, and data reliability/comparability, see introductory text]

NAICS code	Industry	Number of employees for week including March 12	Payroll (\$1,000)		Total number of establishments	Number of establishments by employment-size class								
			First quarter	Annual		1 to 4	5 to 9	10 to 19	20 to 49	50 to 99	100 to 249	250 to 499	500 to 999	1,000 or more
<b>WRANGELL-PETERSBURG—Con.</b>														
54	Professional, scientific & technical services .....	18	81	426	10	9	1	-	-	-	-	-	-	-
55	Management of companies & enterprises .....	(A)	(D)	(D)	1	-	-	1	-	-	-	-	-	-
56	Admin, support, waste mgt, remediation services .....	25	90	771	7	5	2	-	-	-	-	-	-	-
61	Educational services .....	(A)	(D)	(D)	2	-	2	-	-	-	-	-	-	-
62	Health care and social assistance .....	270	2 129	9 224	22	13	4	1	2	2	-	-	-	-
622	Hospitals .....	(C)	(D)	(D)	2	-	-	-	-	2	-	-	-	-
6221	General medical & surgical hospitals .....	(C)	(D)	(D)	2	-	-	-	-	2	-	-	-	-
62211	General medical & surgical hospitals .....	(C)	(D)	(D)	2	-	-	-	-	2	-	-	-	-
71	Arts, entertainment & recreation .....	20	20	188	9	7	1	1	-	-	-	-	-	-
72	Accommodation & food services .....	121	292	1 648	27	17	5	5	-	-	-	-	-	-
81	Other services (except public administration) .....	86	270	1 182	19	13	2	4	-	-	-	-	-	-
99	Unclassified establishments .....	(A)	(D)	(D)	1	1	-	-	-	-	-	-	-	-
<b>YAKUTAT BOROUGH</b>														
	Total .....	182	1 136	7 417	35	23	7	3	2	-	-	-	-	-
11	Forestry, fishing, hunting, and agriculture support .....	(B)	(D)	(D)	1	-	-	-	1	-	-	-	-	-
23	Construction .....	(A)	(D)	(D)	2	-	2	-	-	-	-	-	-	-
31-33	Manufacturing .....	(B)	(D)	(D)	2	-	1	-	1	-	-	-	-	-
42	Wholesale trade .....	(A)	(D)	(D)	3	2	1	-	-	-	-	-	-	-
44-45	Retail trade .....	21	109	909	4	3	-	1	-	-	-	-	-	-
48-49	Transportation & warehousing .....	17	127	627	5	4	-	1	-	-	-	-	-	-
51	Information .....	(A)	(D)	(D)	1	1	-	-	-	-	-	-	-	-
52	Finance & insurance .....	(A)	(D)	(D)	1	1	-	-	-	-	-	-	-	-
53	Real estate & rental & leasing .....	(A)	(D)	(D)	1	1	-	-	-	-	-	-	-	-
54	Professional, scientific & technical services .....	(A)	(D)	(D)	1	1	-	-	-	-	-	-	-	-
55	Management of companies & enterprises .....	(A)	(D)	(D)	1	-	1	-	-	-	-	-	-	-
62	Health care and social assistance .....	(A)	(D)	(D)	1	1	-	-	-	-	-	-	-	-
71	Arts, entertainment & recreation .....	(A)	(D)	(D)	1	1	-	-	-	-	-	-	-	-
72	Accommodation & food services .....	(B)	(D)	(D)	9	7	1	1	-	-	-	-	-	-
81	Other services (except public administration) .....	(A)	(D)	(D)	2	1	1	-	-	-	-	-	-	-
<b>YUKON-KOYUKUK</b>														
	Total .....	523	2 322	16 133	115	84	25	5	-	-	1	-	-	-
21	Mining .....	4	49	1 061	4	4	-	-	-	-	-	-	-	-
22	Utilities .....	23	202	853	5	3	1	1	-	-	-	-	-	-
23	Construction .....	14	104	754	11	10	1	-	-	-	-	-	-	-
31-33	Manufacturing .....	(A)	(D)	(D)	1	1	-	-	-	-	-	-	-	-
42	Wholesale trade .....	(A)	(D)	(D)	1	1	-	-	-	-	-	-	-	-
44-45	Retail trade .....	156	664	3 602	36	25	8	3	-	-	-	-	-	-
48-49	Transportation & warehousing .....	40	174	3 632	11	8	2	1	-	-	-	-	-	-
51	Information .....	14	88	364	6	5	1	-	-	-	-	-	-	-
52	Finance & insurance .....	(A)	(D)	(D)	1	1	-	-	-	-	-	-	-	-
53	Real estate & rental & leasing .....	173	664	3 587	6	3	2	-	-	1	-	-	-	-
532	Rental & leasing services .....	(C)	(D)	(D)	3	1	1	-	-	-	1	-	-	-
5324	Commercial, industrial equip rental & leasing ...	(C)	(D)	(D)	2	1	-	-	-	-	1	-	-	-
53249	Oth commercial, industrial equip rental, lease .....	(C)	(D)	(D)	2	1	-	-	-	-	1	-	-	-
54	Professional, scientific & technical services .....	(A)	(D)	(D)	2	2	-	-	-	-	-	-	-	-
55	Management of companies & enterprises .....	(A)	(D)	(D)	2	1	1	-	-	-	-	-	-	-
56	Admin, support, waste mgt, remediation services .....	(A)	(D)	(D)	1	-	1	-	-	-	-	-	-	-
62	Health care and social assistance .....	21	104	535	6	4	2	-	-	-	-	-	-	-
71	Arts, entertainment & recreation .....	(A)	(D)	(D)	2	2	-	-	-	-	-	-	-	-
72	Accommodation & food services .....	39	80	466	12	8	4	-	-	-	-	-	-	-
81	Other services (except public administration) .....	18	89	595	8	6	2	-	-	-	-	-	-	-

See footnotes at end of table.

Table 6. **Boroughs and Census Areas—Employees, Payroll, and Establishments by Industry: 2003—Con.**

[Excludes most government employees, railroad employees, and self-employed persons. Size class 1 to 4 includes establishments with payroll, but no employees, during mid-March pay period. (D) denotes figures withheld to avoid disclosing data for individual companies; the data are included in broader industry totals. Detailed industries with 100 or more employees are shown if industry was not a (D). For explanation of terms, abbreviations, and data reliability/comparability, see introductory text]

NAICS code	Industry	Number of employees for week including March 12	Payroll (\$1,000)		Total number of establishments	Number of establishments by employment-size class								
			First quarter	Annual		1 to 4	5 to 9	10 to 19	20 to 49	50 to 99	100 to 249	250 to 499	500 to 999	1,000 or more
	<b>STATEWIDE</b>													
	<b>Total .....</b>	<b>1 752</b>	<b>37 869</b>	<b>146 794</b>	<b>26</b>	<b>11</b>	<b>2</b>	<b>5</b>	<b>3</b>	<b>1</b>	<b>2</b>	<b>1</b>	<b>1</b>	<b>-</b>
<b>21</b>	<b>Mining .....</b>	<b>(G)</b>	<b>(D)</b>	<b>(D)</b>	<b>20</b>	<b>9</b>	<b>1</b>	<b>3</b>	<b>3</b>	<b>1</b>	<b>1</b>	<b>1</b>	<b>1</b>	<b>-</b>
213	Mining support activities .....	1 511	34 626	134 051	18	9	1	3	2	-	1	1	1	-
2131	Mining support activities .....	1 511	34 626	134 051	18	9	1	3	2	-	1	1	1	-
21311	Mining support activities .....	1 511	34 626	134 051	18	9	1	3	2	-	1	1	1	-
213112	Oil & gas operations support activities .....	1 462	33 877	130 492	12	6	-	2	1	-	1	1	1	-
<b>31-33</b>	<b>Manufacturing .....</b>	<b>(C)</b>	<b>(D)</b>	<b>(D)</b>	<b>2</b>	<b>-</b>	<b>-</b>	<b>1</b>	<b>-</b>	<b>-</b>	<b>1</b>	<b>-</b>	<b>-</b>	<b>-</b>
311	Food mfg .....	(C)	(D)	(D)	2	-	-	1	-	-	1	-	-	-
3117	Seafood product preparation & packaging .....	(C)	(D)	(D)	2	-	-	1	-	-	1	-	-	-
31171	Seafood product preparation & packaging .....	(C)	(D)	(D)	2	-	-	1	-	-	1	-	-	-
<b>42</b>	<b>Wholesale trade .....</b>	<b>(A)</b>	<b>(D)</b>	<b>(D)</b>	<b>1</b>	<b>-</b>	<b>-</b>	<b>1</b>	<b>-</b>	<b>-</b>	<b>-</b>	<b>-</b>	<b>-</b>	<b>-</b>
<b>52</b>	<b>Finance &amp; insurance .....</b>	<b>(A)</b>	<b>(D)</b>	<b>(D)</b>	<b>1</b>	<b>-</b>	<b>1</b>	<b>-</b>	<b>-</b>	<b>-</b>	<b>-</b>	<b>-</b>	<b>-</b>	<b>-</b>
<b>56</b>	<b>Admin, support, waste mgt, remediation services .....</b>	<b>(A)</b>	<b>(D)</b>	<b>(D)</b>	<b>1</b>	<b>1</b>	<b>-</b>	<b>-</b>	<b>-</b>	<b>-</b>	<b>-</b>	<b>-</b>	<b>-</b>	<b>-</b>
<b>99</b>	<b>Unclassified establishments .....</b>	<b>(A)</b>	<b>(D)</b>	<b>(D)</b>	<b>1</b>	<b>1</b>	<b>-</b>	<b>-</b>	<b>-</b>	<b>-</b>	<b>-</b>	<b>-</b>	<b>-</b>	<b>-</b>

Note: Employment-size classes are indicated as follows: A—0 to 19; B—20 to 99; C—100 to 249; E—250 to 499; F—500 to 999; G—1,000 to 2,499; H—2,500 to 4,999; I—5,000 to 9,999; J—10,000 to 24,999; K—25,000 to 49,999; L—50,000 to 99,999; M—100,000 or more.

## **Description of Publications Issued in Previous Years**

### **1974 through 2002**

Data are provided for mid-March employment, first-quarter and annual payrolls, and establishments, by industry, for each county in the state and, in a separate report, for the United States. Data are included for every industry having a significant number of employees or establishments. Refer to General Explanation for a description of the types of employment covered.

### **1964 through 1973**

Data are provided for first-quarter reporting units, employment, and taxable payrolls for each county and metropolitan area in the state and, in a separate report, for the United States. Data are included for every industry having a significant number of employees or reporting units.

### **1959 and 1962**

Data are provided for first-quarter reporting units, employment, and taxable payrolls for each county in the state and, in a separate report, for the United States. Data are included for every industry having a significant number of employees or reporting units. Data are combined for some counties in eight states.

### **1956**

Data are provided for first-quarter reporting units, employment, and taxable payrolls for each county in the state and, in a separate report, for the United States. Data are included for SIC economic divisions, major groups, and selected three-digit SICs. Data are combined for some counties in eight states.

### **1949 and 1950**

Data are provided for first-quarter manufacturing establishments, employment, and taxable payrolls for each large county in the state and, in a separate report, for the United States. Data are included for manufacturing major industry groups and selected three-digit SICs. Manufacturing totals are included for small counties. Data are combined for some counties in eight states.

### **1947, 1948, 1951, and 1953**

Data are provided for first-quarter reporting units, employment, and taxable payrolls for each large county in the state and, in a separate report, for the United States. Data are included for SIC economic divisions, major groups, and selected three-digit SICs. Economic division totals are included for small counties. Data are combined for some counties in eight states.

### **1946**

Data are provided for first-quarter reporting units, employment, and taxable payrolls for each large county in the state and, in a separate report, for the United States. Data are included for SIC economic divisions and major groups. Economic division totals are included for small counties. Data are combined for some counties in eight states.

### **Availability**

The most recent edition of County Business Patterns can be examined on the Internet at <[www.census.gov](http://www.census.gov)>. Editions prior to 1993 are available in depository libraries for federal publications, which are conveniently located in all areas of the country.

For information on the coverage of individual series, write to Chief, Economic Planning and Coordination Division, U.S. Census Bureau, Washington, DC 20233.