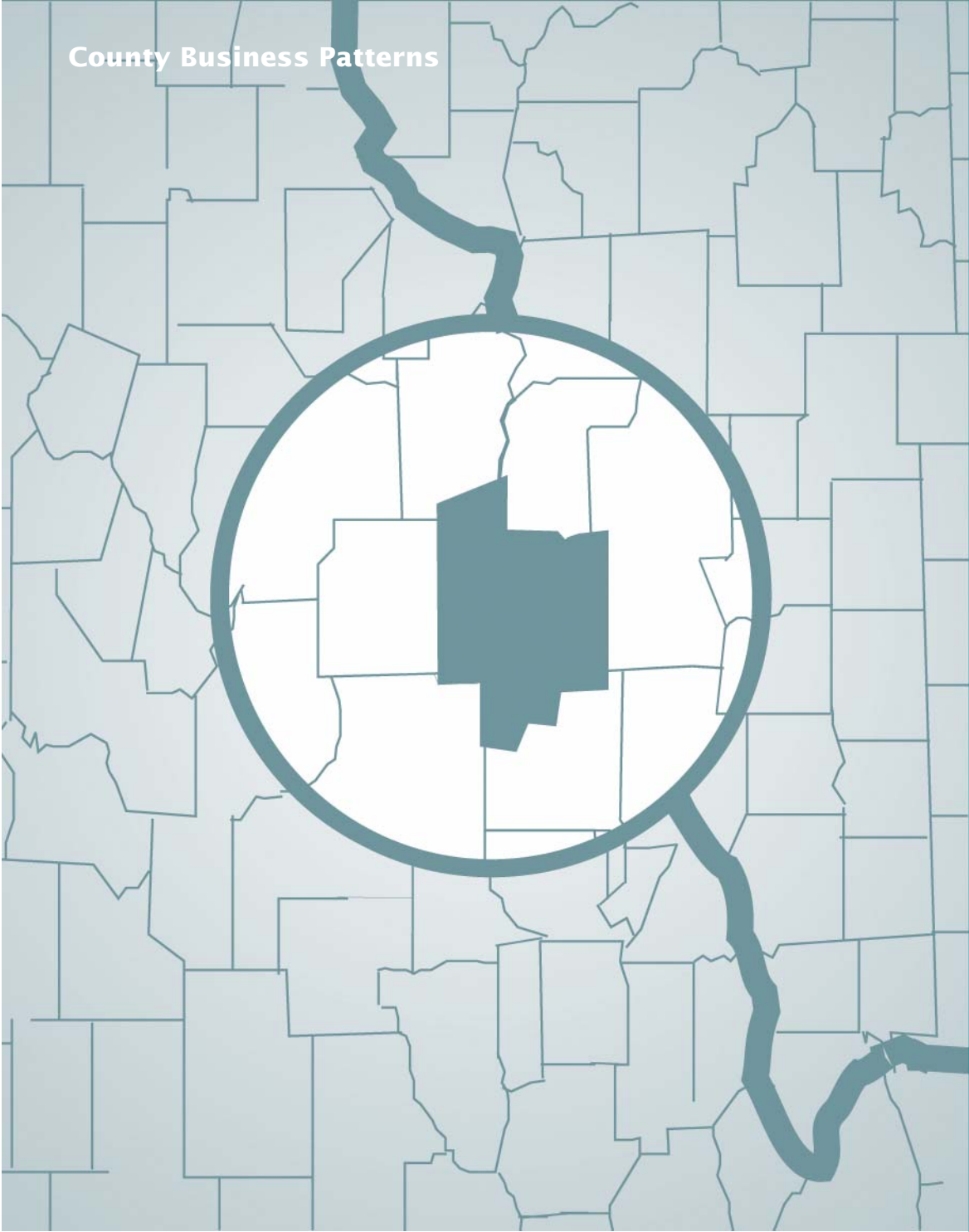


# Arizona: 2002

Issued November 2004

CBP/02-4



**USCENSUSBUREAU**

*Helping You Make Informed Decisions*

U.S. Department of Commerce  
Economics and Statistics Administration  
U.S. CENSUS BUREAU



## ACKNOWLEDGMENTS

This report was prepared under the general direction of **Franklin Winters**, Assistant Division Chief for Research and Methodology, Economic Planning and Coordination Division. **Paul Hanczaryk**, Chief, Register Analysis Branch, supervised the preparation of this report and was assisted by **Phil Thompson** and **Alan Pines**. **Stefan Belliveau**, **Gerald Feuer**, **Joel Fowler**, **Mary Green**, **Mary Hogan**, **Lavelle Lee**, **Tracy Palmer**, and **Jon Youngman** contributed in resolving establishment processing problems and in data analysis. **David Chapman** contributed to the editing system and provided other methodological improvements.

Additional data analysis was provided by the staffs of **Bernard J. Fitzpatrick**, Assistant Division Chief for Collection Activities, Economic Planning and Coordination Division, assisted by **David Eade**; and **Carlene Bottorff**, Assistant Division Chief, Teleprocessing, National Processing Center, assisted by **Marsha Sowders** and **Anita Coomes**. Statistical methodology and quality assurance operations were

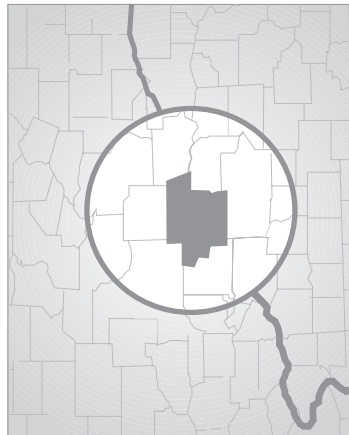
performed by **Michael Kornbau**, **Thomas Cevis**, and **Michelle Vile**.

**Steven McCraith**, Chief, Census Related Surveys Branch, Economic Statistical Methods and Programming Division, assisted by **Dan Vacca**, supervised computer support operations. **Ed Carr**, **Jerry Richards**, and **Bob Penrod** provided additional support for computer operations.

**Bernadette J. Beasley** and **Heather M. Lilley** of the Administrative and Customer Services Division, **Walter C. Odom**, Chief, provided publications and printing management, graphics design and composition, and editorial review for print and electronic media. General direction and production management were provided by **James R. Clark**, Assistant Division Chief, and **Susan L. Rappa**, Chief, Publications Services Branch.

Special acknowledgment is also due the many businesses whose cooperation has contributed to the publication of these data.

## County Business Patterns



**U.S. Department of Commerce**

**Donald L. Evans,**

Secretary

**Theodore W. Kassinger,**

Deputy Secretary

**Economics  
and Statistics  
Administration**

**Kathleen B. Cooper,**

Under Secretary for  
Economic Affairs

**U.S. CENSUS BUREAU**

**Charles Louis Kincannon,**

Director

---

SUGGESTED CITATION

U.S. Census Bureau,  
County Business Patterns 2002

**ARIZONA**

Washington, DC,  
2004



**Economics  
and Statistics  
Administration**

**Kathleen B. Cooper,**  
Under Secretary  
for Economic Affairs



**U.S. CENSUS BUREAU**

**Charles Louis Kincannon,**  
Director

**Hermann Habermann,**  
Deputy Director and  
Chief Operating Officer

**Vacant,**  
Principal Associate  
Director for Programs

**Frederick T. Knickerbocker,**  
Associate Director  
for Economic Programs

**Thomas L. Mesenbourg,**  
Assistant Director  
for Economic Programs

**Shirin A. Ahmed,**  
Chief, Economic  
Planning and Coordination Division

CONTENTS

General Explanation	
Introduction .....	V
Industry Classifications .....	V
Data Products .....	V
Sources of Data .....	VI
Definitions of Basic Data Items .....	VI
Industry and Geography Classifications .....	VII
Comparability With Other Data .....	VII
Data Withheld From Publication .....	VII
Reliability of Data .....	VIII
Abbreviations and Symbols .....	VIII
State Map .....	IX
Tables	
1. The State—Establishments, Employees, and Payroll by Major Group: 2002 and 2001 .....	1
2. The State—Employees, Payroll, and Establishments by Industry: 2002 .....	3
3. The State—Employees and Annual Payroll by Employment-Size Class: 2002 .....	30
4. The State—Establishments With 1,000 Employees or More by Major Group and Employment-Size Class: 2002 .....	35
5. The State—Employees, Payroll, and Establishments by County: 2002 and 2001 .....	36
6. Counties—Employees, Payroll, and Establishments by Industry: 2002 .....	37
Description of Pubs Issued in Previous Years—Inside Back Cover	

# General Explanation

## INTRODUCTION

County Business Patterns is an annual series that provides subnational economic data by industry. The series is useful for studying the economic activity of small areas; analyzing economic changes over time; and as a benchmark for statistical series, surveys, and databases between economic censuses. Businesses use the data for analyzing market potential, measuring the effectiveness of sales and advertising programs, setting sales quotas, and developing budgets. Government agencies use the data for administration and planning.

County Business Patterns covers most of the country's economic activity. The series excludes data on self-employed individuals, employees of private households, railroad employees, agricultural production employees, and most government employees.

This series has been published annually since 1964 and at irregular intervals dating back to 1946. The comparability of data over time may be affected by definitional changes in establishments, activity status, and industrial classifications. For more details on these changes, see the section "Comparability With Other Data."

## INDUSTRY CLASSIFICATIONS

Data from the County Business Patterns series are published primarily on the basis of the North American Industry Classification System (NAICS). Earlier County Business Patterns data were published according to the Standard Industrial Classification (SIC) system. While many of the individual NAICS industries correspond directly to industries as defined under the SIC system, most of the aggregate NAICS groupings do not.

Particular care should be taken in comparing data for retail trade, wholesale trade, and manufacturing, which are sector titles used in both NAICS and SIC, but cover somewhat different groups of industries. For more information on NAICS and changes from the SIC system, go to [www.census.gov/epcd/www/naics.html](http://www.census.gov/epcd/www/naics.html)

The 2002 County Business Patterns series includes the following NAICS sectors:

Sector	Description
11	Forestry, Fishing, Hunting, and Agriculture Support
21	Mining
22	Utilities

Sector	Description
23	Construction
31-33	Manufacturing
42	Wholesale Trade
44-45	Retail Trade
48-49	Transportation and Warehousing
51	Information
52	Finance and Insurance
53	Real Estate and Rental and Leasing
54	Professional, Scientific, and Technical Services
55	Management of Companies and Enterprises
56	Administrative and Support and Waste Management and Remediation Services
61	Educational Services
62	Health Care and Social Assistance
71	Arts, Entertainment, and Recreation
72	Accommodation and Food Services
81	Other Services (except Public Administration)
95	Auxiliaries (except corporate, subsidiary, and regional management)
99	Unclassified

County Business Patterns data are tabulated by industry as defined in the manual entitled *North American Industry Classification System: United States, 1997* with some exceptions. Data for auxiliary establishments (except corporate, subsidiary, and regional managing offices) will be tabulated in a separate category (Sector 95).

The 2002 County Business Patterns covers all NAICS industries except crop and animal production (NAICS 111,112), rail transportation (NAICS 482), National Postal Service (NAICS 491), pension, health, welfare, and vacation funds (NAICS 525110, 525120, 525190), trusts, estates, and agency accounts (NAICS 525920), private households (NAICS 814), and public administration (NAICS 92).

## DATA PRODUCTS

### Reports

The County Business Patterns data series includes a separate printed report for each state, the District of Columbia, Puerto Rico, and the United States. Individual state reports present payroll and employment data for the state and counties by industry. The reports also include the number of establishments by industry and employment size class.

---

The United States report presents similar data for the country as a whole. In addition, the U.S. report provides employment and payroll data by employment size class for major industry groups.

Data for industries with fewer than 100 employees, as well as data for detailed industries withheld to avoid disclosing data for individual companies, are not shown in the printed reports. However, these data are available on CD-ROM and other computer products.

### **Electronic Data Formats**

County Business Patterns series data are available on CD-ROM, computer tapes and diskettes. The CD-ROM also includes software for creating County Business Patterns data files compatible with popular database and spreadsheet software. In addition, ZIP Code Business Patterns data are available on CD-ROM and are available shortly after the release of County Business Patterns, and include the number of establishments by NAICS industry.

Publications also are available in Portable Document Format (PDF) at [www.census.gov/prod/www/abs/cbptotal.html](http://www.census.gov/prod/www/abs/cbptotal.html). In order to view these files, you will need the Adobe(R) Acrobat(R) Reader, which is available for free from the Adobe web site at [www.adobe.com](http://www.adobe.com). Alternatively, the Census Bureau will print the publication, give it a glue binding, and ship it to you for a fee.

For information and options to order County Business Patterns data products, contact:

Customer Services Center  
Marketing Services Office  
U.S. Census Bureau  
Washington, DC 20233

Telephone: 301-763-INFO (4636)  
Internet address: [www.census.gov/](http://www.census.gov/)

### **Special Tabulations**

Special tabulations of County Business Patterns are available on a cost-reimbursable basis. For more information, contact:

U.S. Census Bureau  
Economic Planning and Coordination Division  
Register Analysis Branch  
Washington, DC 20233

Telephone: 301-763-INFO(4636)  
Fax: 301-457-4433  
E-mail: [cbp@census.gov](mailto:cbp@census.gov)

### **SOURCES OF DATA**

County Business Patterns basic data items are extracted from the Standard Statistical Establishment List, a file of all known single and multiestablishment employer companies maintained and updated by the U.S. Census Bureau. The annual Company Organization Survey provides individual

establishment data for multiestablishment companies. Data for single-establishment companies are obtained from various Census Bureau programs, such as the Annual Survey of Manufactures and Current Business Surveys, as well as from administrative records of the Internal Revenue Service, the Social Security Administration, and the Bureau of Labor Statistics.

### **DEFINITIONS OF BASIC DATA ITEMS**

#### **Establishments**

An establishment is a single physical location at which business is conducted or services or industrial operations are performed. It is not necessarily identical with a company or enterprise, which may consist of one or more establishments. When two or more activities are carried on at a single location under a single ownership, all activities generally are grouped together as a single establishment. The entire establishment is classified on the basis of its major activity and all data are included in that classification.

Establishment-size designations are determined by paid employment in the mid-March pay period. The size group "1 to 4" includes establishments that did not report any paid employees in the mid-March pay period but paid wages to at least one employee at some time during the year.

Establishment counts represent the number of locations with paid employees any time during the year. This series excludes governmental establishments except for wholesale liquor establishments (NAICS 4228), retail liquor stores (NAICS 44531), Federally-chartered savings institutions (NAICS 522120), Federally-chartered credit unions (NAICS 522130), and hospitals (NAICS 622).

#### **Payroll**

Total payroll includes all forms of compensation, such as salaries, wages, reported tips, commissions, bonuses, vacation allowances, sick-leave pay, employee contributions to qualified pension plans, and the value of taxable fringe benefits. For corporations, it includes amounts paid to officers and executives; for unincorporated businesses, it does not include profit or other compensation of proprietors or partners. Payroll is reported before deductions for Social Security, income tax, insurance, union dues, etc. First-quarter payroll consists of payroll during the January-to-March quarter.

#### **Mid-March Employment**

Paid employment consists of full- and part-time employees, including salaried officers and executives of corporations, who are on the payroll in the pay period including March 12. Included are employees on paid sick leave, holidays, and vacations; not included are proprietors and partners of unincorporated businesses.

---

## **INDUSTRY AND GEOGRAPHY CLASSIFICATIONS**

The quinquennial economic censuses are the primary source for industry and geography classifications. The annual Company Organization Survey, Annual Survey of Manufactures, Current Business Surveys, and other Census Bureau programs provide regular updates.

### **Industry Classification**

Additional sources for assigning industry classifications are the Social Security Administration, the Internal Revenue Service, and the Bureau of Labor Statistics. These sources provide industry classification information for new businesses and businesses not canvassed in the Census Bureau programs. Establishments without sufficient industry information are tabulated in the “unclassified establishments” group.

Industry classifications are explained in an appendix in the U.S. Summary. The industry titles used throughout this series are the short NAICS titles; complete descriptions are contained in the manual entitled *North American Industry Classification System: United States, 1997*.

### **Geography Classification**

Most geography codes are derived from the physical location address reported in Census Bureau programs. The Internal Revenue Service provides supplemental address information. Those employers without a fixed location within a state (or of unknown county location) are included under a “statewide” classification at the end of the county tables. This incomplete detail causes only slight understatement of county employment. The independent cities in Virginia, and the cities of Baltimore, MD; Carson City, NV; and St. Louis, MO, are treated as separate counties.

### **Employee Leasing Services**

Historically, the permanent on-site work force at a business location were paid employees of that establishment. This traditional practice of firms directly hiring employees is still the dominant employer/employee relationship in the United States. However, over the past decade a new work force arrangement has emerged.

Under this new arrangement, a company commonly known as an employee leasing company or professional employer organization (PEO) operates in a co-employment relationship with client businesses. Employee leasing establishments typically acquire and lease back some or all of the employees of their clients, and serve as the employer of record of the leased employees for payroll, benefits, and related purposes.

The 2002 CBP shows over 1.18 million employees in employee leasing services (NAICS 561330), down from almost 1.34 million employees published in the 2001 CBP.

Clearly, the employees are not classified in the predominant industry of the client businesses. Also, leasing companies may pay these employees out of a single payroll office. This may result in the leasing company’s employment and payroll data being reported in the county where the payroll office is located, thus distorting the data for that county. In some cases, many thousands of employees may be paid from a single payroll office. Therefore, for geography purposes, we may publish employee-leasing establishments in the “statewide” category in states where such payroll offices are located, as these establishments service multiple counties.

## **COMPARABILITY WITH OTHER DATA**

### **Earlier County Business Patterns**

The comparability of data with previous County Business Patterns series may be affected by the following definitional changes:

- The change from a “reporting unit” concept to establishment based data in 1974
- The change in definition of “active” establishments in 1983
- The change in industrial classification definitions, the most recent occurring in 1998

A description of previous County Business Patterns publications is provided on the inside back cover.

### **2002 Economic Census**

Definitional and coverage differences may affect the direct comparison of 2002 Economic Census and County Business Patterns data. Definitions of an establishment, employment, and payroll are detailed in the introductory text of each publication.

The 2002 Economic Census generally uses respondent-reported data. The County Business Patterns uses administrative record data for small establishments. Although efforts are made to resolve significant differences in the data, differences are known to exist.

Some large companies report different activities at the same location as separate profit centers. The County Business Patterns program treats each profit center as a separate establishment. The 2002 Economic Census may combine the profit centers into one establishment. This results in establishment count differences.

### **DATA WITHHELD FROM PUBLICATION**

In accordance with U.S. Code, Title 13, Section 9, no data are published that would disclose the operations of an individual employer. However, the number of establishments in an industry classification and the distribution of these establishments by employment-size class are not considered to be disclosures, and so this information may be released even though other information is withheld from publications.



---

## RELIABILITY OF DATA

All data are tabulated from universe files and are not subject to sampling errors. However, the data are subject to nonsampling errors. Nonsampling errors can be attributed to many sources: inability to identify all cases in the universe; definition and classification difficulties; differences in interpretation of questions; errors in recording or coding the data obtained; and estimation of employers who reported too late to be included in the tabulations and for records with missing or misreported data.

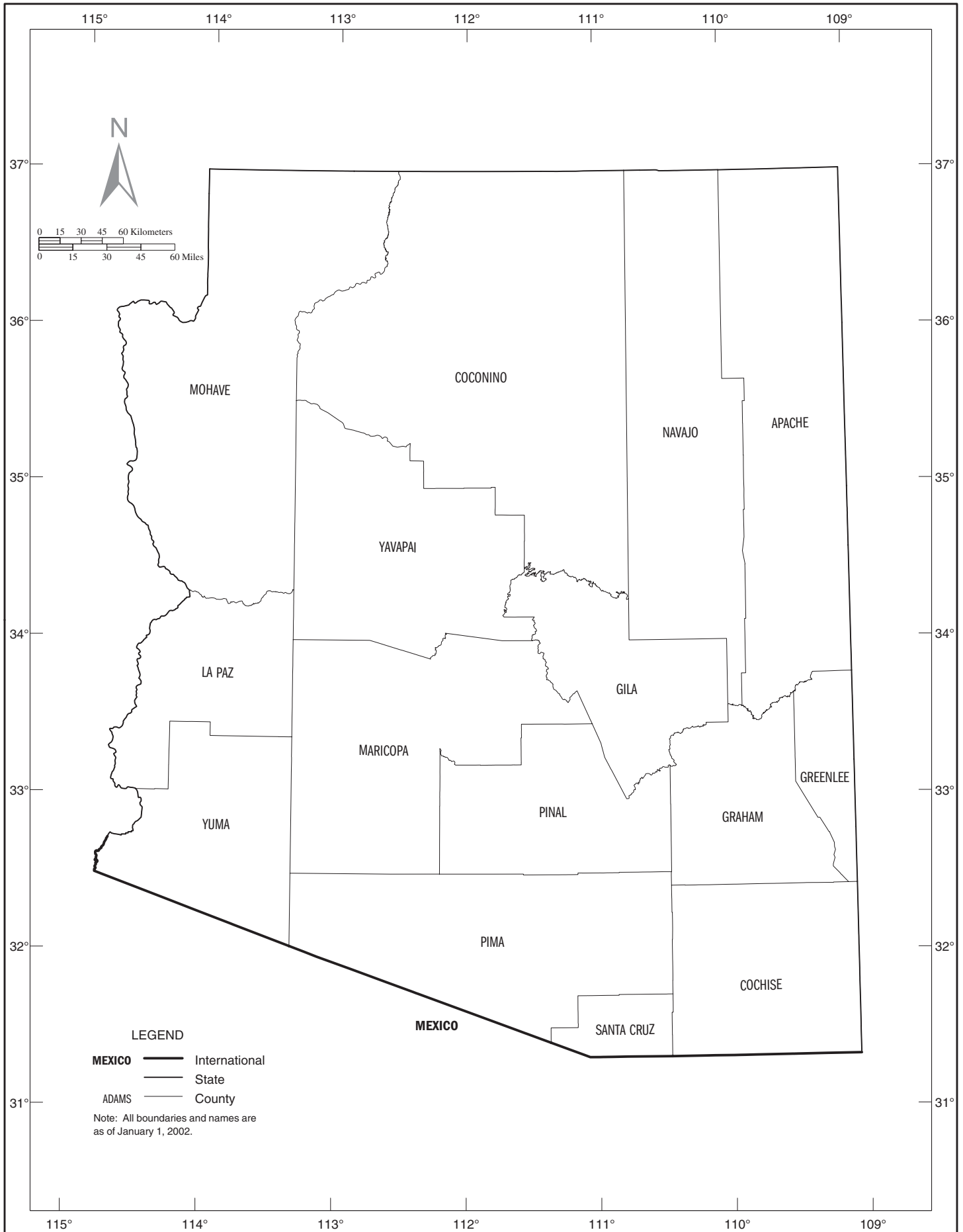
The accuracy of the data is determined by the joint effects of the various nonsampling errors. No direct measurement of these effects has been obtained; however, precautionary steps were taken in all phases of collection, processing, and tabulation to minimize the effects of nonsampling errors.

## ABBREVIATIONS AND SYMBOLS

The following abbreviations and symbols are used in this publication:

–	Represents zero.
A-C, E-M	Entered in place of employment data, represents an employment-size class as defined in the footnote of the tables.
(D)	Withheld to avoid disclosing data for individual companies; data are included in broader industry totals.
n.e.c.	Not elsewhere classified.
NAICS	North American Industry Classification System.

# County Business Patterns--Arizona



**Table 1. The State—Establishments, Employees, and Payroll by Major Group: 2002 and 2001**

[Excludes most government employees, railroad employees, and self-employed persons. (D) denotes figures withheld to avoid disclosing data for individual companies; the data are included in broader industry totals. For explanation of terms, abbreviations, and data reliability/comparability, see introductory text]

NAICS code	Major group	2002				2001			
		Number of establishments	Number of employees for week including March 12	Payroll (\$1,000)		Number of establishments	Number of employees for week including March 12	Payroll (\$1,000)	
				First quarter	Annual			First quarter	Annual
	<b>Total .....</b>	<b>119 740</b>	<b>1 945 472</b>	<b>14 954 591</b>	<b>61 108 350</b>	<b>116 304</b>	<b>1 941 599</b>	<b>14 905 239</b>	<b>60 018 362</b>
<b>11</b>	<b>Forestry, fishing, hunting, and agriculture support .....</b>	<b>239</b>	<b>1 836</b>	<b>11 266</b>	<b>42 223</b>	<b>235</b>	<b>1 823</b>	<b>12 239</b>	<b>45 325</b>
113	Forestry and logging .....	24	(B)	(D)	(D)	33	(C)	(D)	(D)
114	Fishing, hunting & trapping .....	7	(C)	(D)	(D)	6	(B)	(D)	(D)
115	Agriculture & forestry support activities .....	208	1 640	10 377	37 766	196	1 647	11 385	40 644
<b>21</b>	<b>Mining .....</b>	<b>189</b>	<b>8 231</b>	<b>84 376</b>	<b>335 911</b>	<b>204</b>	<b>10 008</b>	<b>112 957</b>	<b>446 168</b>
211	Oil & gas extraction .....	20	164	1 160	5 311	15	(C)	(D)	(D)
212	Mining (except oil & gas) .....	135	7 809	80 707	320 169	146	9 539	108 765	431 567
213	Mining support activities .....	34	258	2 509	10 431	43	(E)	(D)	(D)
<b>22</b>	<b>Utilities .....</b>	<b>276</b>	<b>10 448</b>	<b>180 301</b>	<b>661 624</b>	<b>266</b>	<b>10 075</b>	<b>175 384</b>	<b>654 344</b>
221	Utilities .....	276	10 448	180 301	661 624	266	10 075	175 384	654 344
<b>23</b>	<b>Construction .....</b>	<b>13 077</b>	<b>165 875</b>	<b>1 314 650</b>	<b>5 551 197</b>	<b>12 659</b>	<b>168 416</b>	<b>1 273 537</b>	<b>5 501 123</b>
233	Building, developing & general contracting .....	4 120	33 780	338 052	1 401 320	3 795	35 229	317 358	1 428 955
234	Heavy construction .....	663	20 789	197 937	840 929	591	18 923	173 462	707 669
235	Special trade contractors .....	8 294	111 306	778 661	3 308 948	8 273	114 264	782 717	3 364 499
<b>31-33</b>	<b>Manufacturing .....</b>	<b>4 796</b>	<b>167 570</b>	<b>1 764 762</b>	<b>6 992 660</b>	<b>4 937</b>	<b>194 217</b>	<b>2 083 168</b>	<b>7 916 794</b>
311	Food mfg .....	210	8 069	64 386	229 006	247	8 767	64 658	222 796
312	Beverage & tobacco product mfg .....	40	1 672	12 029	53 007	44	2 226	16 827	73 700
313	Textile mills .....	16	622	4 039	16 810	24	761	4 719	18 478
314	Textile product mills .....	90	1 095	6 031	23 965	77	1 027	5 374	22 929
315	Apparel manufacturing .....	76	913	4 589	19 049	103	830	4 102	16 965
316	Leather & allied product mfg .....	22	95	430	2 019	27	124	539	2 051
321	Wood product mfg .....	209	9 555	58 176	247 671	218	8 708	54 751	226 267
322	Paper mfg .....	39	2 387	20 864	81 983	46	2 771	26 400	95 731
323	Printing & related support activities .....	577	7 008	53 492	220 409	614	8 159	65 199	250 356
324	Petroleum & coal products mfg .....	26	323	3 512	15 904	24	293	2 803	12 896
325	Chemical mfg .....	168	5 244	45 681	189 358	176	6 251	53 099	208 863
326	Plastics & rubber products mfg .....	218	8 295	64 944	269 815	232	8 946	69 587	276 656
327	Nonmetallic mineral product mfg .....	267	7 161	58 326	235 562	274	8 277	67 834	267 480
331	Primary metal mfg .....	95	4 648	41 536	166 233	108	4 978	41 894	165 677
332	Fabricated metal product mfg .....	897	19 288	169 764	690 238	863	22 806	188 714	744 670
333	Machinery mfg .....	303	8 274	81 544	320 131	306	9 114	92 658	355 902
334	Computer & electronic product mfg .....	329	35 192	503 854	1 931 278	344	46 478	681 853	2 406 543
335	Electrical equip, appliance & component mfg .....	79	2 956	30 061	110 331	84	3 993	37 753	133 437
336	Transportation equipment mfg .....	210	27 222	403 497	1 593 907	207	31 745	468 520	1 844 402
337	Furniture & related product mfg .....	404	8 663	52 850	223 872	393	8 704	52 215	218 278
339	Miscellaneous mfg .....	521	8 888	85 157	352 112	526	9 259	83 669	332 717
<b>42</b>	<b>Wholesale trade .....</b>	<b>6 636</b>	<b>84 610</b>	<b>884 358</b>	<b>3 561 922</b>	<b>6 620</b>	<b>87 975</b>	<b>984 412</b>	<b>3 824 076</b>
421	Wholesale trade, durable goods .....	4 527	51 277	579 099	2 370 881	4 476	54 005	632 367	2 460 364
422	Wholesale trade, nondurable goods .....	2 109	33 333	305 259	1 191 041	2 144	33 970	352 045	1 363 712
<b>44-45</b>	<b>Retail trade .....</b>	<b>17 431</b>	<b>279 830</b>	<b>1 597 952</b>	<b>6 664 207</b>	<b>17 182</b>	<b>265 812</b>	<b>1 466 393</b>	<b>6 079 688</b>
441	Motor vehicle & parts dealers .....	1 963	41 409	370 450	1 533 520	1 917	40 069	350 759	1 518 890
442	Furniture & home furnishing stores .....	1 224	9 917	63 980	263 274	1 215	10 807	67 731	274 430
443	Electronics & appliance stores .....	785	10 272	64 464	276 527	754	7 594	45 476	185 622
444	Bldg material & garden equip & supp dealers .....	1 336	24 250	157 995	654 129	1 317	22 904	161 298	662 389
445	Food & beverage stores .....	1 793	58 309	320 709	1 331 960	1 826	50 497	250 941	988 052
446	Health & personal care stores .....	1 209	14 922	92 896	407 778	1 155	15 574	82 052	334 590
447	Gasoline stations .....	1 749	16 677	66 951	276 983	1 789	17 070	64 075	269 077
448	Clothing & clothing accessories stores .....	2 433	22 340	83 013	336 591	2 419	20 936	79 809	339 610
451	Sporting goods, hobby, book & music stores .....	1 162	10 734	40 324	162 943	1 108	11 063	41 796	169 654
452	General merchandise stores .....	551	44 788	190 918	804 378	522	42 782	181 235	749 811
453	Miscellaneous store retailers .....	2 484	17 568	73 409	312 644	2 482	17 847	69 839	289 562
454	Nonstore retailers .....	742	8 644	72 843	303 480	698	8 689	71 382	298 001
<b>48-49</b>	<b>Transportation &amp; warehousing .....</b>	<b>2 698</b>	<b>80 663</b>	<b>633 774</b>	<b>2 639 053</b>	<b>2 605</b>	<b>73 585</b>	<b>581 159</b>	<b>2 380 219</b>
481	Air transportation .....	102	16 604	181 135	718 328	94	17 727	186 349	753 770
483	Water transportation .....	3	(B)	(D)	(D)	3	(B)	(D)	(D)
484	Truck transportation .....	1 427	31 490	231 432	963 713	1 404	30 975	211 514	890 391
485	Transit & ground passenger transportation .....	190	6 527	37 946	155 889	180	5 638	29 198	126 957
486	Pipeline transportation .....	32	(C)	(D)	(D)	43	273	8 122	22 781
487	Scenic & sightseeing transportation .....	38	(F)	(D)	(D)	37	(F)	(D)	(D)
488	Transportation support activities .....	549	13 437	86 037	390 615	512	6 762	55 160	213 524
492	Couriers & messengers .....	260	10 339	77 946	336 417	251	10 475	80 645	332 025
493	Warehousing & storage .....	97	1 285	8 710	37 229	81	964	6 693	25 549
<b>51</b>	<b>Information .....</b>	<b>2 165</b>	<b>54 430</b>	<b>678 084</b>	<b>2 566 725</b>	<b>2 186</b>	<b>57 983</b>	<b>659 121</b>	<b>2 485 574</b>
511	Publishing industries .....	548	13 976	240 519	925 966	545	14 493	169 961	664 092
512	Motion picture & sound recording industries .....	257	3 739	12 279	50 764	263	3 543	12 645	52 138
513	Broadcasting & telecommunications .....	934	25 150	292 252	1 100 629	1 012	28 564	345 025	1 292 978
514	Information & data processing services .....	426	11 565	133 034	489 366	366	11 383	131 490	476 366
<b>52</b>	<b>Finance &amp; insurance .....</b>	<b>8 003</b>	<b>109 145</b>	<b>1 222 654</b>	<b>4 624 398</b>	<b>7 422</b>	<b>112 814</b>	<b>1 267 176</b>	<b>4 848 426</b>
521	Monetary authorities - central bank .....	1	(B)	(D)	(D)	2	(A)	(D)	(D)
522	Credit intermediation & related activities .....	3 351	62 772	662 514	2 450 155	3 041	65 506	618 949	2 395 559
523	Security, commodity contracts & like activity .....	1 349	10 201	159 122	608 171	1 221	11 855	220 198	773 649
524	Insurance carriers & related activities .....	3 231	35 743	397 421	1 552 630	3 099	34 985	419 215	1 657 872
525	Funds, trusts, & other financial vehicles (part) .....	71	(E)	(D)	(D)	59	(E)	(D)	(D)
<b>53</b>	<b>Real estate &amp; rental &amp; leasing .....</b>	<b>6 738</b>	<b>44 398</b>	<b>303 255</b>	<b>1 305 798</b>	<b>6 244</b>	<b>41 625</b>	<b>302 408</b>	<b>1 247 585</b>
531	Real estate .....	5 506	30 116	213 029	930 055	5 034	27 411	210 276	878 094
532	Rental & leasing services .....	1 193	13 874	86 933	360 127	1 177	13 863	88 657	353 164
533	Lessors of other nonfinancial intangible asset .....	39	408	3 293	15 616	33	351	3 475	16 327

See footnotes at end of table.

**Table 1. The State—Establishments, Employees, and Payroll by Major Group: 2002 and 2001—Con.**

[Excludes most government employees, railroad employees, and self-employed persons. (D) denotes figures withheld to avoid disclosing data for individual companies; the data are included in broader industry totals. For explanation of terms, abbreviations, and data reliability/comparability, see introductory text]

NAICS code	Major group	2002				2001			
		Number of establishments	Number of employees for week including March 12	Payroll (\$1,000)		Number of establishments	Number of employees for week including March 12	Payroll (\$1,000)	
				First quarter	Annual			First quarter	Annual
<b>54</b>	<b>Professional, scientific &amp; technical services</b> .....	<b>13 697</b>	<b>113 699</b>	<b>1 178 347</b>	<b>5 025 983</b>	<b>12 785</b>	<b>117 366</b>	<b>1 105 360</b>	<b>4 729 182</b>
541	Professional, scientific & technical services .....	13 697	113 699	1 178 347	5 025 983	12 785	117 366	1 105 360	4 729 182
<b>55</b>	<b>Management of companies &amp; enterprises</b> .....	<b>779</b>	<b>44 734</b>	<b>664 350</b>	<b>2 445 845</b>	<b>711</b>	<b>42 042</b>	<b>704 105</b>	<b>2 428 708</b>
551	Management of companies & enterprises .....	779	44 734	664 350	2 445 845	711	42 042	704 105	2 428 708
<b>56</b>	<b>Admin, support, waste mgt, remediation services</b> .....	<b>6 823</b>	<b>192 657</b>	<b>1 061 002</b>	<b>4 405 270</b>	<b>7 141</b>	<b>189 748</b>	<b>1 031 060</b>	<b>4 135 469</b>
561	Administrative & support services .....	6 562	188 839	1 029 502	4 273 525	6 894	185 968	999 425	4 002 501
562	Waste management & remediation services .....	261	3 818	31 500	131 745	247	3 780	31 635	132 968
<b>61</b>	<b>Educational services</b> .....	<b>1 465</b>	<b>30 549</b>	<b>188 868</b>	<b>804 474</b>	<b>1 351</b>	<b>27 103</b>	<b>158 519</b>	<b>671 745</b>
611	Educational services .....	1 465	30 549	188 868	804 474	1 351	27 103	158 519	671 745
<b>62</b>	<b>Health care and social assistance</b> .....	<b>12 131</b>	<b>214 185</b>	<b>1 735 444</b>	<b>7 488 162</b>	<b>11 225</b>	<b>200 305</b>	<b>1 543 355</b>	<b>6 729 541</b>
621	Ambulatory health care services .....	8 997	79 865	806 206	3 668 443	8 313	73 945	725 197	3 354 053
622	Hospitals .....	103	69 246	627 591	2 571 026	99	64 428	538 044	2 204 769
623	Nursing & residential care facilities .....	1 092	34 198	173 165	704 985	1 034	31 469	160 509	666 919
624	Social assistance .....	1 939	30 876	128 482	543 708	1 779	30 463	119 605	503 800
<b>71</b>	<b>Arts, entertainment &amp; recreation</b> .....	<b>1 542</b>	<b>38 085</b>	<b>220 949</b>	<b>979 188</b>	<b>1 456</b>	<b>35 016</b>	<b>210 173</b>	<b>941 492</b>
711	Performing arts, spectator sports & related industries .....	506	7 230	94 149	455 001	435	6 390	91 050	435 768
712	Museums, historical sites & like institutions .....	110	1 630	8 594	35 805	98	1 679	8 287	35 679
713	Amusement, gambling & recreation industries .....	926	29 225	118 206	488 382	923	26 947	110 836	470 045
<b>72</b>	<b>Accommodation &amp; food services</b> .....	<b>9 913</b>	<b>206 185</b>	<b>638 283</b>	<b>2 576 791</b>	<b>9 429</b>	<b>205 693</b>	<b>644 942</b>	<b>2 540 445</b>
721	Accommodation .....	1 287	42 104	192 522	773 984	1 254	44 579	207 242	785 637
722	Food services & drinking places .....	8 626	164 081	445 761	1 802 807	8 175	161 114	437 700	1 754 808
<b>81</b>	<b>Other services (except public administration)</b> .....	<b>10 336</b>	<b>79 830</b>	<b>408 697</b>	<b>1 708 051</b>	<b>10 034</b>	<b>80 803</b>	<b>411 367</b>	<b>1 704 202</b>
811	Repair & maintenance .....	4 049	26 689	168 874	702 467	4 075	27 243	172 289	723 621
812	Personal & laundry services .....	2 964	21 056	89 684	379 795	2 759	20 939	91 620	366 206
813	Religious, grantmaking, civic, prof & like organizations .....	3 323	32 085	150 139	625 789	3 200	32 621	147 458	614 375
<b>95</b>	<b>Auxiliaries (exc corporate, subsidiary &amp; regional mgt)</b> .....	<b>254</b>	<b>18 085</b>	<b>181 104</b>	<b>711 569</b>	<b>271</b>	<b>17 552</b>	<b>171 713</b>	<b>663 506</b>
<b>99</b>	<b>Unclassified establishments</b> .....	<b>552</b>	<b>427</b>	<b>2 115</b>	<b>17 299</b>	<b>1 341</b>	<b>1 638</b>	<b>6 691</b>	<b>44 750</b>

Note: Employment-size classes are indicated as follows: A—0 to 19; B—20 to 99; C—100 to 249; E—250 to 499; F—500 to 999; G—1,000 to 2,499; H—2,500 to 4,999; I—5,000 to 9,999; J—10,000 to 24,999; K—25,000 to 49,999; L—50,000 to 99,999; M—100,000 or more.

**Table 2. The State—Employees, Payroll, and Establishments by Industry: 2002**

[Excludes most government employees, railroad employees, and self-employed persons. Size class 1 to 4 includes establishments with payroll, but no employees, during mid-March pay period. (D) denotes figures withheld to avoid disclosing data for individual companies; the data are included in broader industry totals. For explanation of terms, abbreviations, and data reliability/comparability, see introductory text]

NAICS code	Industry	Number of employees for week including March 12	Payroll (\$1,000)		Total number of establishments	Number of establishments by employment-size class								
			First quarter	Annual		1 to 4	5 to 9	10 to 19	20 to 49	50 to 99	100 to 249	250 to 499	500 to 999	1,000 or more
	<b>Total</b> .....	<b>1 945 472</b>	<b>14 954 591</b>	<b>61 108 350</b>	<b>119 740</b>	<b>63 709</b>	<b>22 655</b>	<b>15 690</b>	<b>11 041</b>	<b>3 641</b>	<b>2 160</b>	<b>528</b>	<b>205</b>	<b>111</b>
<b>11</b>	<b>Forestry, fishing, hunting, and agriculture support</b> .....	<b>1 836</b>	<b>11 266</b>	<b>42 223</b>	<b>239</b>	<b>162</b>	<b>35</b>	<b>22</b>	<b>13</b>	<b>6</b>	<b>1</b>			
	Forestry and logging .....	(B)	(D)	(D)	24	17	3	4						
1131	Timber tract operations .....	(A)	(D)	(D)	1	1								
11311	Timber tract operations .....	(A)	(D)	(D)	1	1								
113110	Timber tract operations .....	(A)	(D)	(D)	1	1								
1133	Logging .....	(B)	(D)	(D)	23	16	3	4						
11331	Logging .....	(B)	(D)	(D)	23	16	3	4						
113310	Logging .....	(B)	(D)	(D)	23	16	3	4						
114	Fishing, hunting & trapping .....	(C)	(D)	(D)	7	3	2		2					
1141	Fishing .....	(B)	(D)	(D)	2				2					
11411	Fishing .....	(B)	(D)	(D)	2				2					
114111	Finfish fishing .....	(B)	(D)	(D)	1				1					
114112	Shellfish fishing .....	(B)	(D)	(D)	1				1					
1142	Hunting & trapping .....	(B)	(D)	(D)	5	3	2							
11421	Hunting & trapping .....	(B)	(D)	(D)	5	3	2							
114210	Hunting & trapping .....	(B)	(D)	(D)	5	3	2							
115	Agriculture & forestry support activities .....	1 640	10 377	37 766	208	142	30	18	11	6	1			
1151	Crop production support activities .....	1 296	8 600	29 483	121	75	20	9	10	6	1			
11511	Crop production support activities .....	1 296	8 600	29 483	121	75	20	9	10	6	1			
115111	Cotton ginning .....	212	949	2 528	27	17	6	2		2				
115112	Soil preparation, planting, & cultivating ..	244	1 685	7 701	43	28	9	3	3					
115113	Crop harvesting, primarily by machine ..	(C)	(D)	(D)	9	4	2	1	1		1			
115114	Postharvest crop activities (exc ginning) .....	545	4 145	11 601	18	6	2	1	5	4				
115115	Farm labor contractors & crew leaders ..	(B)	(D)	(D)	12	10	1	1						
115116	Farm management services .....	(B)	(D)	(D)	12	10		1	1					
1152	Animal production support activities .....	222	1 065	4 324	73	59	9	5						
11521	Animal production support activities .....	222	1 065	4 324	73	59	9	5						
115210	Animal production support activities .....	222	1 065	4 324	73	59	9	5						
1153	Forestry support activities .....	122	712	3 959	14	8	1	4	1					
11531	Forestry support activities .....	122	712	3 959	14	8	1	4	1					
115310	Forestry support activities .....	122	712	3 959	14	8	1	4	1					
<b>21</b>	<b>Mining</b> .....	<b>8 231</b>	<b>84 376</b>	<b>335 911</b>	<b>189</b>	<b>87</b>	<b>28</b>	<b>31</b>	<b>18</b>	<b>8</b>	<b>9</b>	<b>6</b>	<b>1</b>	<b>1</b>
211	Oil & gas extraction .....	164	1 160	5 311	20	16	1	1	1	1				
2111	Oil & gas extraction .....	164	1 160	5 311	20	16	1	1	1	1				
21111	Oil & gas extraction .....	164	1 160	5 311	20	16	1	1	1	1				
211111	Crude petroleum & natural gas extraction .....	(C)	(D)	(D)	18	14	1	1	1	1				
211112	Natural gas liquid extraction .....	(A)	(D)	(D)	2	2								
212	Mining (except oil & gas) .....	7 809	80 707	320 169	135	47	24	26	15	6	9	6	1	1
2121	Coal mining .....	(F)	(D)	(D)	4		1	1			1	1		
21211	Coal mining .....	(F)	(D)	(D)	4		1	1			1	1		
212111	Bituminous coal & lignite surface mining .....	(F)	(D)	(D)	2						1	1		
212112	Bituminous coal underground mining ..	(A)	(D)	(D)	1			1						
212113	Anthracite mining .....	(A)	(D)	(D)	1		1							
2122	Metal ore mining .....	(D)	(D)	(D)	21	11		2		1	4	1	1	1
21222	Gold ore & silver ore mining .....	(A)	(D)	(D)	3	3								
212221	Gold ore mining .....	(A)	(D)	(D)	3	3								
21223	Copper, nickel, lead & zinc mining .....	(H)	(D)	(D)	17	7		2		1	1	4	1	1
212234	Copper ore & nickel ore mining .....	(H)	(D)	(D)	17	7		2		1	1	4	1	1
21229	Other metal ore mining .....	(A)	(D)	(D)	1	1								
212299	All other metal ore mining .....	(A)	(D)	(D)	1	1								
2123	Nonmetallic mineral mining & quarrying .....	2 636	19 218	83 562	110	36	23	23	15	5	7	1		
21231	Stone mining & quarrying .....	1 068	6 589	30 497	41	9	6	11	8	4	3			
212311	Dimension stone mining & quarrying ..	453	1 907	8 422	17	5	3	4	2	1	2			
212312	Crushed & broken limestone mining & quarrying .....	(B)	(D)	(D)	2		1							
212313	Crushed & broken granite mining & quarrying .....	(C)	(D)	(D)	7	1	2	1	2	1				
212319	Other crushed & broken stone mining & quarrying .....	424	3 012	14 094	15	3		5	4	2	1			
21232	Sand, gravel, clay, refractory minerals mining .....	1 459	11 708	49 197	56	20	14	10	6	1	4	1		
212321	Construction sand & gravel mining .....	1 439	11 501	48 419	52	19	11	10	6	1	4	1		
212322	Industrial sand mining .....	(A)	(D)	(D)	2	1								
212325	Clay & ceramic & refractory minerals mining .....	(A)	(D)	(D)	2		2							
21239	Other nonmetallic mineral mining & quarrying .....	109	921	3 868	13	7	3	2	1					
212392	Phosphate rock mining .....	(B)	(D)	(D)	2	1			1					
212399	All other nonmetallic mineral mining .....	(B)	(D)	(D)	11	6	3	2						
213	Mining support activities .....	258	2 509	10 431	34	24	3	4	2	1				
2131	Mining support activities .....	258	2 509	10 431	34	24	3	4	2	1				
21311	Mining support activities .....	258	2 509	10 431	34	24	3	4	2	1				
213111	Drilling oil & gas wells .....	(C)	(D)	(D)	7	5		1		1				
213112	Oil & gas operations support activities ..	(B)	(D)	(D)	14	10	3	1						
213113	Support activities for coal mining .....	(A)	(D)	(D)	2	2								
213114	Support activities for metal mining .....	(B)	(D)	(D)	8	5		2	1					
213115	Nonmetallic minerals support activity (exc fuels) .....	(B)	(D)	(D)	3	2			1					

See footnotes at end of table.

**Table 2. The State—Employees, Payroll, and Establishments by Industry: 2002—Con.**

[Excludes most government employees, railroad employees, and self-employed persons. Size class 1 to 4 includes establishments with payroll, but no employees, during mid-March pay period. (D) denotes figures withheld to avoid disclosing data for individual companies; the data are included in broader industry totals. For explanation of terms, abbreviations, and data reliability/comparability, see introductory text]

NAICS code	Industry	Number of employees for week including March 12	Payroll (\$1,000)		Total number of establishments	Number of establishments by employment-size class								
			First quarter	Annual		1 to 4	5 to 9	10 to 19	20 to 49	50 to 99	100 to 249	250 to 499	500 to 999	1,000 or more
<b>22</b>	<b>Utilities</b> .....	<b>10 448</b>	<b>180 301</b>	<b>661 624</b>	<b>276</b>	<b>141</b>	<b>45</b>	<b>37</b>	<b>31</b>	<b>7</b>	<b>9</b>	<b>4</b>	<b>—</b>	<b>2</b>
221	Utilities .....	10 448	180 301	661 624	276	141	45	37	31	7	9	4	—	2
2211	Elec pwr generation, transmsn & distribution .....	7 498	142 319	515 236	62	17	5	9	18	4	5	2	—	2
22111	Electric power generation (I) .....	(D)	(D)	(D)	16	7	—	1	3	—	2	1	—	2
221111	Hydroelectric power generation (A) .....	(D)	(D)	(D)	2	1	—	1	—	—	—	—	—	—
221112	Fossil fuel electric power generation (I) .....	(D)	(D)	(D)	12	4	—	—	3	—	2	1	—	2
221113	Nuclear electric power generation (A) .....	(D)	(D)	(D)	2	2	—	—	—	—	—	—	—	—
22112	Electric pwr transmsn, control & distribution .....	(G)	(D)	(D)	46	10	5	8	15	4	3	1	—	—
221121	Electric bulk power transmission & control .....	(A)	(D)	(D)	1	—	—	1	—	—	—	—	—	—
221122	Electric power distribution .....	(G)	(D)	(D)	45	10	5	7	15	4	3	1	—	—
2212	Natural gas distribution .....	(G)	(D)	(D)	41	12	7	9	7	2	3	1	—	—
22121	Natural gas distribution .....	(G)	(D)	(D)	41	12	7	9	7	2	3	1	—	—
221210	Natural gas distribution .....	(G)	(D)	(D)	41	12	7	9	7	2	3	1	—	—
2213	Water, sewage & other systems .....	(G)	(D)	(D)	173	112	33	19	6	1	1	1	—	—
22131	Water supply & irrigation systems .....	(G)	(D)	(D)	159	102	31	17	6	1	1	1	—	—
221310	Water supply & irrigation systems .....	(G)	(D)	(D)	159	102	31	17	6	1	1	1	—	—
22132	Sewage treatment facilities .....	(B)	(D)	(D)	14	10	2	2	—	—	—	—	—	—
221320	Sewage treatment facilities .....	(B)	(D)	(D)	14	10	2	2	—	—	—	—	—	—
<b>23</b>	<b>Construction</b> .....	<b>165 875</b>	<b>1 314 650</b>	<b>5 551 197</b>	<b>13 077</b>	<b>7 522</b>	<b>2 271</b>	<b>1 554</b>	<b>1 095</b>	<b>395</b>	<b>174</b>	<b>49</b>	<b>12</b>	<b>5</b>
233	Building, developing & general contracting ....	33 780	338 052	1 401 320	4 120	2 669	688	406	231	91	27	7	1	—
2331	Land subdivision & land development .....	2 562	31 544	128 445	343	243	38	27	24	9	2	—	—	—
23311	Land subdivision & land development .....	2 562	31 544	128 445	343	243	38	27	24	9	2	—	—	—
233110	Land subdivision & land development ..	2 562	31 544	128 445	343	243	38	27	24	9	2	—	—	—
2332	Residential building construction .....	19 464	183 759	760 226	2 998	2 087	493	245	107	48	14	3	1	—
23321	Single-family housing construction .....	18 272	172 904	716 224	2 885	2 015	475	232	102	45	13	2	1	—
233210	Single-family housing construction .....	18 272	172 904	716 224	2 885	2 015	475	232	102	45	13	2	1	—
23322	Multifamily housing construction .....	1 192	10 855	44 002	113	72	18	13	5	3	1	1	—	—
233220	Multifamily housing construction .....	1 192	10 855	44 002	113	72	18	13	5	3	1	1	—	—
2333	Nonresidential building construction .....	11 754	122 749	512 649	779	339	157	134	100	34	11	4	—	—
23331	Mfg & industrial building construction .....	177	1 201	5 872	25	15	4	3	3	—	—	—	—	—
233310	Mfg & industrial building construction ...	177	1 201	5 872	25	15	4	3	3	—	—	—	—	—
23332	Commercial & institutional bldg construction .....	11 577	121 548	506 777	754	324	153	131	97	34	11	4	—	—
233320	Commercial & institutional bldg construction .....	11 577	121 548	506 777	754	324	153	131	97	34	11	4	—	—
234	Heavy construction .....	20 789	197 937	840 929	663	246	104	103	115	52	29	13	—	1
2341	Highway, street, bridge & tunnel construction .....	7 557	70 668	315 750	189	62	22	32	38	13	14	8	—	—
23411	Highway & street construction .....	6 901	64 949	290 588	183	61	22	31	38	12	7	—	—	—
234110	Highway & street construction .....	6 901	64 949	290 588	183	61	22	31	38	12	7	—	—	—
23412	Bridge & tunnel construction .....	656	5 719	25 162	6	1	—	1	—	1	2	1	—	—
234120	Bridge & tunnel construction .....	656	5 719	25 162	6	1	—	1	—	1	2	1	—	—
2349	Other heavy construction .....	13 232	127 269	525 179	474	184	82	71	77	39	15	5	—	1
23491	Water, sewer & pipeline construction .....	7 387	74 411	314 672	210	58	36	38	47	23	6	1	—	1
234910	Water, sewer & pipeline construction ...	7 387	74 411	314 672	210	58	36	38	47	23	6	1	—	1
23492	Pwr, communication transmsn line construction .....	(G)	(D)	(D)	72	26	14	8	11	8	4	1	—	—
234920	Pwr, communication transmsn line construction .....	(G)	(D)	(D)	72	26	14	8	11	8	4	1	—	—
23493	Industrial nonbuilding structure construction .....	(C)	(D)	(D)	8	3	2	1	1	—	1	—	—	—
234930	Industrial nonbuilding structure construction .....	(C)	(D)	(D)	8	3	2	1	1	—	1	—	—	—
23499	All other heavy construction .....	3 351	31 561	123 146	184	97	30	24	18	8	4	3	—	—
234990	All other heavy construction .....	3 351	31 561	123 146	184	97	30	24	18	8	4	3	—	—
235	Special trade contractors .....	111 306	778 661	3 308 948	8 294	4 607	1 479	1 045	749	252	118	29	11	4
2351	Plumbing, heating & AC contractor .....	17 780	143 693	584 693	1 610	904	316	198	136	35	15	4	2	—
23511	Plumbing, heating & AC contractor .....	17 780	143 693	584 693	1 610	904	316	198	136	35	15	4	2	—
235110	Plumbing, heating & AC contractor .....	17 780	143 693	584 693	1 610	904	316	198	136	35	15	4	2	—
2352	Painting & wall covering contractors .....	6 679	35 314	150 873	825	517	148	86	51	19	3	1	—	—
23521	Painting & wall covering contractors .....	6 679	35 314	150 873	825	517	148	86	51	19	3	1	—	—
235210	Painting & wall covering contractors ....	6 679	35 314	150 873	825	517	148	86	51	19	3	1	—	—
2353	Electrical contractors .....	14 688	120 208	493 914	1 179	675	217	129	106	31	15	4	2	—
23531	Electrical contractors .....	14 688	120 208	493 914	1 179	675	217	129	106	31	15	4	2	—
235310	Electrical contractors .....	14 688	120 208	493 914	1 179	675	217	129	106	31	15	4	2	—
2354	Masonry, drywall, insulation, tile contractors ..	23 599	145 989	627 177	1 206	624	192	146	132	63	39	6	3	1
23541	Masonry & stone contractors .....	5 646	36 486	157 017	399	202	79	52	36	21	8	1	—	—
235410	Masonry & stone contractors .....	5 646	36 486	157 017	399	202	79	52	36	21	8	1	—	—
23542	Drywall, acoustical & insulation contractors .....	15 969	96 723	414 213	524	227	68	72	82	38	28	5	3	1
235420	Drywall, acoustical & insulation contractors .....	15 969	96 723	414 213	524	227	68	72	82	38	28	5	3	1
23543	Tile, marble, terrazzo & mosaic contractors .....	1 984	12 780	55 947	283	195	45	22	14	4	3	—	—	—
235430	Tile, marble, terrazzo & mosaic contractors .....	1 984	12 780	55 947	283	195	45	22	14	4	3	—	—	—
2355	Carpentry & floor contractors .....	13 270	89 418	399 674	1 036	612	166	129	81	26	16	3	3	—
23551	Carpentry contractors .....	11 537	78 848	353 521	743	400	135	100	65	21	16	3	3	—
235510	Carpentry contractors .....	11 537	78 848	353 521	743	400	135	100	65	21	16	3	3	—
23552	Floor laying & other floor contractors .....	1 733	10 570	46 153	293	212	31	29	16	5	—	—	—	—
235520	Floor laying & other floor contractors ...	1 733	10 570	46 153	293	212	31	29	16	5	—	—	—	—
2356	Roofing, siding, & sheet metal contractors ..	5 546	33 086	142 605	417	213	86	50	42	18	7	1	—	—
23561	Roofing, siding, & sheet metal contractors .....	5 546	33 086	142 605	417	213	86	50	42	18	7	1	—	—
235610	Roofing, siding, & sheet metal contractors .....	5 546	33 086	142 605	417	213	86	50	42	18	7	1	—	—

See footnotes at end of table.

**Table 2. The State—Employees, Payroll, and Establishments by Industry: 2002—Con.**

[Excludes most government employees, railroad employees, and self-employed persons. Size class 1 to 4 includes establishments with payroll, but no employees, during mid-March pay period. (D) denotes figures withheld to avoid disclosing data for individual companies; the data are included in broader industry totals. For explanation of terms, abbreviations, and data reliability/comparability, see introductory text]

NAICS code	Industry	Number of employees for week including March 12	Payroll (\$1,000)		Total number of establishments	Number of establishments by employment-size class											
			First quarter	Annual		1 to 4	5 to 9	10 to 19	20 to 49	50 to 99	100 to 249	250 to 499	500 to 999	1,000 or more			
<b>23</b>	<b>Construction—Con.</b>																
235	Special trade contractors—Con.																
2357	Concrete contractors	16 346	103 980	445 996	679	285	137	118	89	27	12	8	—	—	—	—	3
23571	Concrete contractors	16 346	103 980	445 996	679	285	137	118	89	27	12	8	—	—	—	—	3
235710	Concrete contractors	16 346	103 980	445 996	679	285	137	118	89	27	12	8	—	—	—	—	3
2358	Water well drilling contractors	734	6 356	28 862	70	41	19	4	1	4	1	—	—	—	—	—	—
23581	Water well drilling contractors	734	6 356	28 862	70	41	19	4	1	4	1	—	—	—	—	—	—
235810	Water well drilling contractors	734	6 356	28 862	70	41	19	4	1	4	1	—	—	—	—	—	—
2359	Other special trade contractors	12 664	100 617	435 154	1 272	736	198	185	111	29	10	2	1	—	—	—	—
23591	Structural steel erection contractors	1 015	9 970	42 661	62	30	9	9	9	4	1	—	—	—	—	—	—
235910	Structural steel erection contractors	1 015	9 970	42 661	62	30	9	9	9	4	1	—	—	—	—	—	—
23592	Glass & glazing contractors	1 015	8 159	36 803	110	59	23	12	13	3	—	—	—	—	—	—	—
235920	Glass & glazing contractors	1 015	8 159	36 803	110	59	23	12	13	3	—	—	—	—	—	—	—
23593	Excavation contractors	3 018	24 270	105 595	327	199	47	46	23	9	2	1	—	—	—	—	—
235930	Excavation contractors	3 018	24 270	105 595	327	199	47	46	23	9	2	1	—	—	—	—	—
23594	Wrecking & demolition contractors	425	2 862	14 403	43	27	7	5	2	—	—	—	—	—	—	—	—
235940	Wrecking & demolition contractors	425	2 862	14 403	43	27	7	5	2	—	—	—	—	—	—	—	—
23595	Bldg equip & oth mach installation contractor	694	6 847	28 396	52	30	7	6	5	3	1	—	—	—	—	—	—
235950	Bldg equip & oth mach installation contractor	694	6 847	28 396	52	30	7	6	5	3	1	—	—	—	—	—	—
23599	All other special trade contractors	6 497	48 509	207 296	678	391	105	107	59	10	4	1	1	—	—	—	—
235990	All other special trade contractors	6 497	48 509	207 296	678	391	105	107	59	10	4	1	1	—	—	—	—
<b>31-33</b>	<b>Manufacturing</b>	<b>167 570</b>	<b>1 764 762</b>	<b>6 992 660</b>	<b>4 796</b>	<b>1 877</b>	<b>870</b>	<b>766</b>	<b>644</b>	<b>338</b>	<b>207</b>	<b>57</b>	<b>19</b>	<b>18</b>			
311	Food mfg	8 069	64 386	229 006	210	94	22	27	35	14	11	5	1	1			
3111	Animal food mfg	313	3 263	13 433	13	5	2	3	2	—	1	—	—	—	—	—	—
31111	Animal food mfg	313	3 263	13 433	13	5	2	3	2	—	1	—	—	—	—	—	—
311111	Dog & cat food mfg	(C)	(D)	(D)	5	3	—	—	1	—	—	—	—	—	—	—	—
311119	Other animal food mfg	(C)	(D)	(D)	8	2	2	3	1	—	—	—	—	—	—	—	—
3112	Grain & oilseed milling	(B)	(D)	(D)	2	—	—	1	1	—	—	—	—	—	—	—	—
31121	Flour milling & malt mfg	(B)	(D)	(D)	2	—	—	1	1	—	—	—	—	—	—	—	—
311211	Flour milling	(B)	(D)	(D)	2	—	—	1	1	—	—	—	—	—	—	—	—
3113	Sugar & confectionery product mfg	(C)	(D)	(D)	14	5	4	3	1	—	1	—	—	—	—	—	—
31133	Confectionery mfg from purchased chocolate	(B)	(D)	(D)	7	3	—	3	1	—	—	—	—	—	—	—	—
311330	Confectionery mfg from purchased chocolate	(B)	(D)	(D)	7	3	—	3	1	—	—	—	—	—	—	—	—
31134	Nonchocolate confectionery mfg	(C)	(D)	(D)	7	2	4	—	—	—	1	—	—	—	—	—	—
311340	Nonchocolate confectionery mfg	(C)	(D)	(D)	7	2	4	—	—	—	1	—	—	—	—	—	—
3114	Fruit & veg preserving & specialty food mfg	360	2 025	10 670	16	9	—	1	3	2	1	—	—	—	—	—	—
31141	Frozen food mfg	(C)	(D)	(D)	3	1	—	1	—	—	1	—	—	—	—	—	—
311412	Frozen specialty food mfg	(C)	(D)	(D)	3	1	—	1	—	—	1	—	—	—	—	—	—
31142	Fruit & veg canning, pickling & drying	(C)	(D)	(D)	13	8	—	—	3	2	—	—	—	—	—	—	—
311421	Fruit & vegetable canning	216	1 135	5 355	10	6	—	—	2	2	—	—	—	—	—	—	—
311422	Specialty canning	(B)	(D)	(D)	3	2	—	—	1	—	—	—	—	—	—	—	—
3115	Dairy product mfg	1 233	17 846	54 406	11	2	1	—	2	2	2	2	—	—	—	—	—
31151	Dairy product (exc frozen) mfg	(G)	(D)	(D)	9	1	—	—	2	2	2	2	—	—	—	—	—
311511	Fluid milk mfg	(F)	(D)	(D)	6	1	—	—	1	2	1	1	—	—	—	—	—
311513	Cheese mfg	(C)	(D)	(D)	1	—	—	—	—	—	1	—	—	—	—	—	—
311514	Dry, condensed, evaporated dairy product mfg	(E)	(D)	(D)	2	—	—	—	—	—	—	—	—	—	—	—	—
31152	Ice cream & frozen dessert mfg	(A)	(D)	(D)	2	1	1	—	—	—	—	—	—	—	—	—	—
311520	Ice cream & frozen dessert mfg	(A)	(D)	(D)	2	1	1	—	—	—	—	—	—	—	—	—	—
3116	Animal slaughtering & processing	1 593	10 220	41 121	26	13	2	4	5	1	—	—	—	—	—	—	—
31161	Animal slaughtering & processing	1 593	10 220	41 121	26	13	2	4	5	1	—	—	—	—	—	—	—
311611	Animal (except poultry) slaughtering	(G)	(D)	(D)	13	7	1	2	2	—	—	—	—	—	—	—	—
311612	Meat processed from carcasses	(C)	(D)	(D)	10	5	1	1	3	—	—	—	—	—	—	—	—
311613	Rendering & meat by-product processing	(B)	(D)	(D)	2	—	—	—	—	—	—	—	—	—	—	—	—
311615	Poultry processing	(A)	(D)	(D)	1	1	—	—	—	—	—	—	—	—	—	—	—
3118	Bakeries & tortilla mfg	2 991	19 484	78 893	112	57	8	14	18	8	5	2	—	—	—	—	—
31181	Bread & bakery product mfg	2 324	15 624	62 837	89	46	8	11	14	4	4	2	—	—	—	—	—
311811	Retail bakeries	(E)	(D)	(D)	55	37	6	6	5	—	1	—	—	—	—	—	—
311812	Commercial bakeries	1 869	13 919	55 791	33	8	2	5	9	4	3	2	—	—	—	—	—
311813	Frozen cakes, pies & other pastries mfg	(A)	(D)	(D)	1	1	—	—	—	—	—	—	—	—	—	—	—
31182	Cookie, cracker & pasta mfg	(B)	(D)	(D)	3	1	—	—	1	1	—	—	—	—	—	—	—
311821	Cookie & cracker mfg	(B)	(D)	(D)	2	1	—	—	—	—	—	—	—	—	—	—	—
311823	Dry pasta mfg	(B)	(D)	(D)	1	—	—	—	1	—	—	—	—	—	—	—	—
31183	Tortilla mfg	(F)	(D)	(D)	20	10	—	3	3	3	1	—	—	—	—	—	—
311830	Tortilla mfg	(F)	(D)	(D)	20	10	—	3	3	3	1	—	—	—	—	—	—
3119	Other food mfg	1 315	10 036	23 175	16	3	5	1	3	1	1	1	1	—	—	—	—
31191	Snack food mfg	(B)	(D)	(D)	3	—	1	—	1	1	—	—	—	—	—	—	—
311919	Other snack food mfg	(B)	(D)	(D)	3	—	1	—	1	1	—	—	—	—	—	—	—
31192	Coffee & tea mfg	(A)	(D)	(D)	3	1	1	1	—	—	—	—	—	—	—	—	—
311920	Coffee & tea mfg	(A)	(D)	(D)	3	1	1	1	—	—	—	—	—	—	—	—	—
31194	Seasoning & dressing mfg	57	251	1 179	3	—	1	—	2	—	—	—	—	—	—	—	—
311941	Mayonnaise, dressing & oth prepared sauce mfg	(B)	(D)	(D)	2	—	1	—	1	—	—	—	—	—	—	—	—
311942	Spice & extract mfg	(B)	(D)	(D)	1	—	—	—	1	—	—	—	—	—	—	—	—
31199	All other food mfg	1 149	9 440	19 468	7	2	2	—	—	—	1	1	1	—	—	—	—
311991	Perishable prepared food mfg	(G)	(D)	(D)	5	2	1	—	—	—	1	1	1	—	—	—	—
311999	All other miscellaneous food mfg	(C)	(D)	(D)	2	—	1	—	—	—	1	—	—	—	—	—	—
312	Beverage & tobacco product mfg	1 672	12 029	53 007	40	16	7	5	4	3	3	2	—	—	—	—	—
3121	Beverage mfg	1 672	12 029	53 007	40	16	7	5	4	3	3	2	—	—	—	—	—
31211	Soft drink & ice mfg	1 616	11 865	52 059	29	9	4	5	3	3	3	2	—	—	—	—	—
312111	Soft drink mfg	1 421	10 531	46 232	12	1	—	3	1	2	3	2	—	—	—	—	—





**Table 2. The State—Employees, Payroll, and Establishments by Industry: 2002—Con.**

[Excludes most government employees, railroad employees, and self-employed persons. Size class 1 to 4 includes establishments with payroll, but no employees, during mid-March pay period. (D) denotes figures withheld to avoid disclosing data for individual companies; the data are included in broader industry totals. For explanation of terms, abbreviations, and data reliability/comparability, see introductory text]

NAICS code	Industry	Number of employees for week including March 12	Payroll (\$1,000)		Total number of establishments	Number of establishments by employment-size class										
			First quarter	Annual		1 to 4	5 to 9	10 to 19	20 to 49	50 to 99	100 to 249	250 to 499	500 to 999	1,000 or more		
<b>31-33</b>	<b>Manufacturing—Con.</b>															
321	Wood product mfg—Con.															
3219	Other wood product mfg	7 187	42 594	178 900	161	50	25	29	27	14	10	4	2			
32191	Millwork	1 968	13 186	54 155	82	21	13	19	16	9	4					
321911	Wood window & door mfg	1 108	8 210	33 320	33	5	6	9	3	6	4					
321912	Cut stock, resawing lumber & planing	173	1 132	4 775	9	2	3	2	1							
321918	Other millwork (including flooring)	687	3 844	16 060	40	14	4	8	12	2						
32192	Wood container & pallet mfg	466	2 349	9 870	28	10	5	5	5	2	1					
321920	Wood container & pallet mfg	466	2 349	9 870	28	10	5	5	5	2	1					
32199	All other wood product mfg	4 753	27 059	114 875	51	19	7	5	6	3	5	4	2			
321991	Manufactured home (mobile home) mfg	2 887	14 918	64 088	12	2				1	5	3	1			
321992	Prefabricated wood building mfg	1 563	10 123	42 238	16	6	3	2	2	1		1	1			
321999	All other miscellaneous wood product mfg	303	2 018	8 549	23	11	4	3	4	1						
322	Paper mfg	2 387	20 864	81 983	39	7	3	8	6	5	9	1				
3221	Pulp, paper & paperboard mills	(A)	(D)	(D)	2	1	1									
32212	Paper mills	(A)	(D)	(D)	2	1	1									
322121	Paper (except newsprint) mills	(A)	(D)	(D)	2	1	1									
3222	Converted paper product mfg	(G)	(D)	(D)	37	6	2	8	6	5	9	1				
32221	Paperboard container mfg	1 020	9 574	36 490	17	2	1	3	3	3	5					
322211	Corrugated & solid fiber box mfg	(F)	(D)	(D)	13	1	1	2	2	3	4					
322212	Folding paperboard box mfg	(C)	(D)	(D)	2			1			1					
322214	Fiber can, tube, drum & similar products mfg	(B)	(D)	(D)	2	1			1							
32222	Paper bag & coated & treated paper mfg	(C)	(D)	(D)	4	2		1			1					
322222	Coated & laminated paper mfg	(A)	(D)	(D)	3	2		1								
322224	Uncoated paper & multiwall bag mfg	(C)	(D)	(D)	1						1					
32223	Stationery product mfg	302	2 685	10 831	5			2	1	1						
322231	Die-cut paper & paperboard office supply mfg	(B)	(D)	(D)	2			1		1						
322232	Envelope mfg	(C)	(D)	(D)	3			1	1							
32229	Other converted paper product mfg	930	8 221	32 664	11	2	1	2	2	1	2	1				
322291	Sanitary paper product mfg	(E)	(D)	(D)	4				1	1	2					
322299	All other converted paper product mfg	(E)	(D)	(D)	7	2	1	2	1			1				
323	Printing & related support activities	7 008	53 492	220 409	577	275	117	98	59	21	6	1				
3231	Printing & related support activities	7 008	53 492	220 409	577	275	117	98	59	21	6	1				
32311	Printing	6 086	46 095	186 722	527	245	110	95	53	20	4					
323110	Commercial lithographic printing	2 895	23 413	93 356	198	72	45	38	29	12	2					
323111	Commercial gravure printing	(B)	(D)	(D)	4	1		1								
323112	Commercial flexographic printing	221	1 894	7 157	10	2	1	4	2	1						
323113	Commercial screen printing	637	3 328	14 036	74	39	17	11	5	2						
323114	Quick printing	1 040	6 765	29 087	158	87	39	24	7	1						
323115	Digital printing	146	1 294	4 891	18	8	3	5	2							
323116	Manifold business form printing	455	3 550	14 933	20	7	1	5	5	1						
323117	Book printing	(B)	(D)	(D)	8	6		1	1							
323118	Blankbook, loose-leaf binder & device mfg	171	1 122	4 563	5	1	1	1	1	1						
323119	Other commercial printing	392	3 108	12 045	32	22	2	5	1	1	1					
32312	Printing support activities	922	7 397	33 687	50	30	7	3	6	1	2	1				
323121	Tradebinding & related work	334	2 020	8 408	21	11	3	1	5	1	1					
323122	Prepress services	588	5 377	25 279	29	19	4	2	1	1	1					
324	Petroleum & coal products mfg	323	3 512	15 904	26	5	13	5	2	1						
3241	Petroleum & coal products mfg	323	3 512	15 904	26	5	13	5	2	1						
32411	Petroleum refineries	(A)	(D)	(D)	3	1	2									
324110	Petroleum refineries	(A)	(D)	(D)	3	1	2									
32412	Asphalt paving, roofing & saturated mat mfg	292	3 259	14 873	20	3	9	5	2	1						
324121	Asphalt paving mixture & block mfg	251	2 959	13 180	16	2	8	3	2	1						
324122	Asphalt shingle & coating materials mfg	41	300	1 693	4	1	1	2								
32419	Other petroleum & coal products mfg	(A)	(D)	(D)	3	1	2									
324191	Petroleum lubricating oil & grease mfg	(A)	(D)	(D)	1		1									
324199	All other petroleum & coal products mfg	(A)	(D)	(D)	2	1	1									
325	Chemical mfg	5 244	45 681	189 358	168	63	30	26	31	10	7					1
3251	Basic chemical mfg	531	5 675	22 742	20	8	2	4	3	1	2					
32512	Industrial gas mfg	(C)	(D)	(D)	6	2	1	1	1	1						
325120	Industrial gas mfg	(C)	(D)	(D)	6	2	1	1	1	1						
32513	Synthetic dye & pigment mfg	(A)	(D)	(D)	1			1								
325131	Inorganic dye & pigment mfg	(A)	(D)	(D)	1			1								
32518	Other basic inorganic chemical mfg	148	1 795	7 299	5	2	1	1			1					
325188	All other basic inorganic chemical mfg	148	1 795	7 299	5	2	1	1			1					
32519	Other basic organic chemical mfg	249	2 260	8 759	8	4	1	2								
325191	Gum & wood chemical mfg	(A)	(D)	(D)	1	1										
325199	All other basic organic chemical mfg	(C)	(D)	(D)	7	3		1	2		1					
3252	Resin, syn rubber, artf & syn fibers, fil mfg	224	1 701	6 771	8	2	3	1	1		1					
32521	Resin & synthetic rubber mfg	(C)	(D)	(D)	6	1	3	1			1					
325211	Plastics material & resin mfg	(C)	(D)	(D)	5	1	2	1			1					
325212	Synthetic rubber mfg	(A)	(D)	(D)	1		1									
32522	Artificial & synthetic fibers, filaments mfg	(B)	(D)	(D)	2	1	1									
325221	Cellulose organic fiber mfg	(B)	(D)	(D)	1				1							
325222	Noncellulosic organic fiber mfg	(A)	(D)	(D)	1	1										
3253	Pesticide, fertilizer & oth ag chemical mfg	301	2 921	12 597	18	5	6	2	3	2						
32531	Fertilizer mfg	(C)	(D)	(D)	14	3	6	2	2	1						
325311	Nitrogenous fertilizer mfg	57	561	2 524	7	3	2	1	1							
325312	Phosphatic fertilizer mfg	(A)	(D)	(D)	1		1									
325314	Fertilizer (mixing only) mfg	156	1 491	6 031	6		3	1	1	1						
32532	Pesticide & other agricultural chemical mfg	(B)	(D)	(D)	4	2			1	1						
325320	Pesticide & other agricultural chemical mfg	(B)	(D)	(D)	4	2			1	1						

See footnotes at end of table.

**Table 2. The State—Employees, Payroll, and Establishments by Industry: 2002—Con.**

[Excludes most government employees, railroad employees, and self-employed persons. Size class 1 to 4 includes establishments with payroll, but no employees, during mid-March pay period. (D) denotes figures withheld to avoid disclosing data for individual companies; the data are included in broader industry totals. For explanation of terms, abbreviations, and data reliability/comparability, see introductory text]

NAICS code	Industry	Number of employees for week including March 12	Payroll (\$1,000)		Total number of establishments	Number of establishments by employment-size class										
			First quarter	Annual		1 to 4	5 to 9	10 to 19	20 to 49	50 to 99	100 to 249	250 to 499	500 to 999	1,000 or more		
<b>31-33</b>	<b>Manufacturing—Con.</b>															
325	Chemical mfg—Con.															
3254	Pharmaceutical & medicine mfg .....	831	11 587	41 571	25	8	3	3	6	3	2	—	—	—	—	—
32541	Pharmaceutical & medicine mfg .....	831	11 587	41 571	25	8	3	3	6	3	2	—	—	—	—	—
325411	Medicinal & botanical mfg .....	(C)	(D)	(D)	9	4	2	1	1	1	—	—	—	—	—	—
325412	Pharmaceutical preparation mfg .....	600	9 555	33 946	13	4	1	2	2	2	—	—	—	—	—	—
325414	Biological product (exc diagnostic) mfg ..	(B)	(D)	(D)	3	—	—	—	3	—	—	—	—	—	—	—
3255	Paint, coating & adhesive mfg .....	247	2 544	9 696	25	11	4	7	3	—	—	—	—	—	—	—
32551	Paint & coating mfg .....	180	1 993	7 527	20	9	2	7	2	—	—	—	—	—	—	—
325510	Paint & coating mfg .....	180	1 993	7 527	20	9	2	7	2	—	—	—	—	—	—	—
32552	Adhesive mfg .....	67	551	2 169	5	2	2	—	1	—	—	—	—	—	—	—
325520	Adhesive mfg .....	67	551	2 169	5	2	2	—	1	—	—	—	—	—	—	—
3256	Soap, cleaners & toilet preparation mfg .....	2 040	13 063	55 185	28	14	4	3	4	2	—	—	—	—	—	1
32561	Soap & cleaning compound mfg .....	150	892	3 548	17	8	4	2	3	—	—	—	—	—	—	—
325611	Soap & other detergent mfg .....	(B)	(D)	(D)	9	5	1	1	2	—	—	—	—	—	—	—
325612	Polish & other sanitation goods mfg .....	(B)	(D)	(D)	8	3	3	1	1	—	—	—	—	—	—	—
32562	Toilet preparation mfg .....	1 890	12 171	51 637	11	6	—	1	1	2	—	—	—	—	—	1
325620	Toilet preparation mfg .....	1 890	12 171	51 637	11	6	—	1	1	2	—	—	—	—	—	1
3259	Other chemical product & preparation mfg ..	1 070	8 190	40 796	44	15	8	6	11	2	2	—	—	—	—	—
32591	Printing ink mfg .....	(B)	(D)	(D)	6	1	1	2	2	—	—	—	—	—	—	—
325910	Printing ink mfg .....	(B)	(D)	(D)	6	1	1	2	2	—	—	—	—	—	—	—
32592	Explosives mfg .....	(C)	(D)	(D)	2	1	—	—	—	—	1	—	—	—	—	—
325920	Explosives mfg .....	(C)	(D)	(D)	2	1	—	—	—	—	1	—	—	—	—	—
32599	All other chemical product & preparation mfg .....	738	6 413	26 768	36	13	7	4	9	2	1	—	—	—	—	—
325991	Custom compounding of purchased resin .....	(C)	(D)	(D)	13	3	3	2	3	2	—	—	—	—	—	—
325992	Photo film, paper, plate & chemical mfg ..	(C)	(D)	(D)	8	4	1	1	2	—	—	—	—	—	—	—
325998	All oth misc chemical product & prep mfg .....	388	4 041	16 969	15	6	3	1	4	—	1	—	—	—	—	—
326	Plastics & rubber products mfg .....	8 295	64 944	269 815	218	56	25	37	47	35	14	4	—	—	—	—
3261	Plastics product mfg .....	7 448	58 063	240 444	187	44	24	33	40	28	14	4	—	—	—	—
32611	Unsupported plastics film, sheet, & bag mfg .....	401	3 413	14 265	10	2	—	4	1	1	2	—	—	—	—	—
326111	Unsupported plastics bag mfg .....	116	1 061	4 112	5	1	—	2	1	1	—	—	—	—	—	—
326112	Unsupported plastics packaging film and sheet mfg .....	(C)	(D)	(D)	2	—	—	1	—	—	1	—	—	—	—	—
326113	Unsupported plastics film and sheet (except packaging) mfg .....	(C)	(D)	(D)	3	1	—	1	—	—	1	—	—	—	—	—
32612	Plastics pipe, pipe fitting, & unsupported profile shape mfg .....	446	3 425	13 751	14	2	—	2	7	3	—	—	—	—	—	—
326121	Unsupported plastics profile shape mfg ..	242	1 707	6 782	10	2	—	2	5	1	—	—	—	—	—	—
326122	Plastics pipe & pipe fitting mfg .....	204	1 718	6 969	4	—	—	—	2	2	—	—	—	—	—	—
32613	Laminated plastics plate, sheet & shape mfg .....	87	578	3 212	6	2	2	—	2	—	—	—	—	—	—	—
326130	Laminated plastics plate, sheet & shape mfg .....	87	578	3 212	6	2	2	—	2	—	—	—	—	—	—	—
32614	Polystyrene foam product mfg .....	365	2 387	9 315	7	1	2	—	1	1	2	—	—	—	—	—
326140	Polystyrene foam product mfg .....	365	2 387	9 315	7	1	2	—	1	1	2	—	—	—	—	—
32615	Foam product (exc polystyrene) mfg .....	114	978	3 919	6	2	1	1	1	1	—	—	—	—	—	—
326150	Foam product (exc polystyrene) mfg .....	114	978	3 919	6	2	1	1	1	1	—	—	—	—	—	—
32616	Plastics bottle mfg .....	378	3 180	15 736	10	3	2	—	—	5	—	—	—	—	—	—
326160	Plastics bottle mfg .....	378	3 180	15 736	10	3	2	—	—	5	—	—	—	—	—	—
32619	Other plastics product mfg .....	5 657	44 102	180 246	134	32	17	26	28	17	10	4	—	—	—	—
326191	Plastics plumbing fixture mfg .....	(F)	(D)	(D)	17	3	1	3	5	3	2	—	—	—	—	—
326192	Resilient floor covering mfg .....	(A)	(D)	(D)	1	—	—	—	—	—	—	—	—	—	—	—
326199	All other plastics product mfg .....	4 945	38 494	156 186	116	28	16	23	23	14	8	4	—	—	—	—
3262	Rubber product mfg .....	847	6 881	29 371	31	12	1	4	7	7	—	—	—	—	—	—
32621	Tire mfg .....	(C)	(D)	(D)	10	7	—	—	2	1	—	—	—	—	—	—
326211	Tire mfg (exc retreading) .....	(A)	(D)	(D)	1	1	—	—	—	—	—	—	—	—	—	—
326212	Tire retreading .....	(C)	(D)	(D)	9	6	—	—	2	1	—	—	—	—	—	—
32622	Rubber & plastics hoses & belting mfg .....	(C)	(D)	(D)	5	1	—	—	2	2	—	—	—	—	—	—
326220	Rubber & plastics hoses & belting mfg ..	(C)	(D)	(D)	5	1	—	—	2	2	—	—	—	—	—	—
32629	Other rubber product mfg .....	488	4 093	17 351	16	4	1	4	3	4	—	—	—	—	—	—
326291	Rubber product mfg for mechanical use .....	(C)	(D)	(D)	3	—	—	1	—	2	—	—	—	—	—	—
326299	All other rubber product mfg .....	(E)	(D)	(D)	13	4	1	3	3	2	—	—	—	—	—	—
327	Nonmetallic mineral product mfg .....	7 161	58 326	235 562	267	71	51	46	52	33	14	—	—	—	—	—
3271	Clay product & refractory mfg .....	904	6 534	24 712	48	20	7	8	7	5	1	—	—	—	—	—
32711	Pottery, ceramics & plumbing fixture mfg ..	537	4 189	15 551	34	16	6	5	4	2	1	—	—	—	—	—
327112	Vitreous china & other pottery product mfg .....	(E)	(D)	(D)	29	15	6	4	3	1	—	—	—	—	—	—
327113	Porcelain electrical supply mfg .....	(E)	(D)	(D)	5	1	—	1	1	1	1	—	—	—	—	—
32712	Clay building material & refractories mfg ..	367	2 345	9 161	14	4	1	3	3	3	—	—	—	—	—	—
327121	Brick & structural clay tile mfg .....	(C)	(D)	(D)	2	—	—	—	—	2	—	—	—	—	—	—
327122	Ceramic wall & floor tile mfg .....	71	340	1 503	6	2	—	2	2	—	—	—	—	—	—	—
327123	Other structural clay product mfg .....	(B)	(D)	(D)	4	1	1	1	—	1	—	—	—	—	—	—
327124	Clay refractory mfg .....	(B)	(D)	(D)	2	1	—	—	1	—	—	—	—	—	—	—
3272	Glass & glass product mfg .....	366	2 616	11 459	26	14	5	2	2	3	—	—	—	—	—	—
32721	Glass & glass product mfg .....	366	2 616	11 459	26	14	5	2	2	3	—	—	—	—	—	—
327212	Other pressed & blown glass & glassware mfg .....	52	349	1 674	8	5	1	1	1	—	—	—	—	—	—	—
327215	Glass product mfg made of purchased glass .....	314	2 267	9 785	18	9	4	1	1	3	—	—	—	—	—	—
3273	Cement & concrete product mfg .....	4 943	42 081	169 758	138	26	20	24	36	19	13	—	—	—	—	—
32731	Cement mfg .....	(E)	(D)	(D)	3	—	1	—	—	2	—	—	—	—	—	—
327310	Cement mfg .....	(E)	(D)	(D)	3	—	1	—	—	2	—	—	—	—	—	—
32732	Ready-mix concrete mfg .....	2 056	14 321	62 478	68	15	9	13	17	9	5	—	—	—	—	—
327320	Ready-mix concrete mfg .....	2 056	14 321	62 478	68	15	9	13	17	9	5	—	—	—	—	—
32733	Concrete pipe, brick & block mfg .....	(G)	(D)	(D)	33	4	3	9	12	4	1	—	—	—	—	—
327331	Concrete block & brick mfg .....	729	5 737	23 288	27	4	3	6	11	3	—	—	—	—	—	—
327332	Concrete pipe mfg .....	(E)	(D)	(D)	6	—	—	3	1	1	—	—	—	—	—	—
32739	Other concrete product mfg .....	1 475	13 902	50 460	34	7	7	2	7	6	5	—	—	—	—	—
327390	Other concrete product mfg .....	1 475	13 902	50 460	34	7	7	2	7	6	5	—	—	—	—	—

See footnotes at end of table.

**Table 2. The State—Employees, Payroll, and Establishments by Industry: 2002—Con.**

[Excludes most government employees, railroad employees, and self-employed persons. Size class 1 to 4 includes establishments with payroll, but no employees, during mid-March pay period. (D) denotes figures withheld to avoid disclosing data for individual companies; the data are included in broader industry totals. For explanation of terms, abbreviations, and data reliability/comparability, see introductory text]

NAICS code	Industry	Number of employees for week including March 12	Payroll (\$1,000)		Total number of establishments	Number of establishments by employment-size class														
			First quarter	Annual		1 to 4	5 to 9	10 to 19	20 to 49	50 to 99	100 to 249	250 to 499	500 to 999	1,000 or more						
<b>31-33</b>	<b>Manufacturing—Con.</b>																			
327	Nonmetallic mineral product mfg—Con.																			
3274	Lime & gypsum product mfg.....	171	1 851	7 476	6	1	1	1	1	2	—	—	—	—	—	—	—	—	—	—
32741	Lime mfg.....	(B)	(D)	(D)	1	—	—	—	—	1	—	—	—	—	—	—	—	—	—	—
327410	Lime mfg.....	(B)	(D)	(D)	1	—	—	—	—	1	—	—	—	—	—	—	—	—	—	—
32742	Gypsum product mfg.....	(C)	(D)	(D)	5	1	1	1	1	1	—	—	—	—	—	—	—	—	—	—
327420	Gypsum product mfg.....	(C)	(D)	(D)	5	1	1	1	1	1	—	—	—	—	—	—	—	—	—	—
3279	Other nonmetallic mineral product mfg.....	777	5 244	22 157	49	10	18	11	6	4	—	—	—	—	—	—	—	—	—	—
32791	Abrasive product mfg.....	(A)	(D)	(D)	2	1	1	—	—	—	—	—	—	—	—	—	—	—	—	—
327910	Abrasive product mfg.....	(A)	(D)	(D)	2	1	1	—	—	—	—	—	—	—	—	—	—	—	—	—
32799	All other nonmetallic mineral product mfg.....	(F)	(D)	(D)	47	9	17	11	6	4	—	—	—	—	—	—	—	—	—	—
327991	Cut stone & stone product mfg.....	358	2 193	9 479	29	8	10	7	2	2	—	—	—	—	—	—	—	—	—	—
327992	Ground or treated mineral & earth mfg.....	102	840	3 662	4	—	1	2	—	1	—	—	—	—	—	—	—	—	—	—
327993	Mineral wool mfg.....	(B)	(D)	(D)	3	—	2	1	—	—	—	—	—	—	—	—	—	—	—	—
327999	All oth misc nonmetallic mineral product mfg.....	282	1 972	8 147	11	1	4	1	4	1	—	—	—	—	—	—	—	—	—	—
331	Primary metal mfg.....	4 648	41 536	166 233	95	35	16	19	7	8	6	3	—	—	—	—	—	—	—	—
3311	Iron & steel mills & ferroalloy mfg.....	332	2 885	11 287	28	12	8	6	1	—	1	—	—	—	—	—	—	—	—	—
33111	Iron & steel mills & ferroalloy mfg.....	332	2 885	11 287	28	12	8	6	1	—	1	—	—	—	—	—	—	—	—	—
331111	Iron & steel mills.....	332	2 885	11 287	28	12	8	6	1	—	1	—	—	—	—	—	—	—	—	—
3312	Steel product mfg from purchased steel.....	499	4 115	15 942	13	3	2	4	1	2	1	—	—	—	—	—	—	—	—	—
33121	Iron, steel pipe & tube mfg from purchased steel.....	(E)	(D)	(D)	4	—	1	2	—	—	1	—	—	—	—	—	—	—	—	—
331210	Iron, steel pipe & tube mfg from purchased steel.....	(E)	(D)	(D)	4	—	1	2	—	—	1	—	—	—	—	—	—	—	—	—
33122	Rolling & drawing of purchased steel.....	(C)	(D)	(D)	9	3	1	2	1	2	—	—	—	—	—	—	—	—	—	—
331221	Rolled steel shape mfg.....	(A)	(D)	(D)	1	—	—	1	—	—	—	—	—	—	—	—	—	—	—	—
331222	Steel wire drawing.....	(C)	(D)	(D)	8	3	1	1	1	2	—	—	—	—	—	—	—	—	—	—
3313	Alumina & aluminum production & processing.....	1 062	9 838	42 397	8	2	—	2	—	2	—	2	—	—	—	—	—	—	—	—
33131	Alumina & aluminum production & processing.....	1 062	9 838	42 397	8	2	—	2	—	2	—	2	—	—	—	—	—	—	—	—
331314	Secondary smelting & alloying of aluminum.....	(B)	(D)	(D)	1	—	—	—	—	1	—	—	—	—	—	—	—	—	—	—
331315	Aluminum sheet, plate & foil mfg.....	(A)	(D)	(D)	1	1	—	—	—	—	—	—	—	—	—	—	—	—	—	—
331316	Aluminum extruded product mfg.....	(F)	(D)	(D)	4	1	—	1	—	1	—	1	—	—	—	—	—	—	—	—
331319	Other aluminum rolling & drawing.....	(E)	(D)	(D)	2	—	—	1	—	—	—	—	—	—	—	—	—	—	—	—
3314	Nonferrous (exc alum) production & processing.....	1 613	16 154	63 444	18	9	2	2	1	2	1	—	—	—	—	—	—	—	—	—
33141	Nonferrous (exc aluminum) smelting & refining.....	(G)	(D)	(D)	5	1	—	1	—	1	—	—	—	—	—	—	—	—	—	—
331411	Primary smelting & refining of copper.....	(G)	(D)	(D)	1	—	—	—	—	—	—	—	—	—	—	—	—	—	—	—
331419	Other nonferrous metal prim smelting, refining.....	(C)	(D)	(D)	4	1	—	1	—	1	—	—	—	—	—	—	—	—	—	—
33142	Copper rolling, drawing, extruding & alloying.....	(A)	(D)	(D)	2	1	1	—	—	—	—	—	—	—	—	—	—	—	—	—
331421	Copper rolling, drawing & extruding.....	(A)	(D)	(D)	1	1	—	—	—	—	—	—	—	—	—	—	—	—	—	—
331422	Copper wire (except mechanical) drawing.....	(A)	(D)	(D)	1	—	1	—	—	—	—	—	—	—	—	—	—	—	—	—
33149	Other nonferrous roll, draw, extruding, alloying.....	(C)	(D)	(D)	11	7	1	1	1	1	—	—	—	—	—	—	—	—	—	—
331491	Other nonferrous metal roll, draw, extruding.....	(C)	(D)	(D)	9	5	1	1	1	1	—	—	—	—	—	—	—	—	—	—
331492	Oth nonferrous secondary smelt, refine, alloying.....	(A)	(D)	(D)	2	2	—	—	—	—	—	—	—	—	—	—	—	—	—	—
3315	Foundries.....	1 142	8 544	33 163	28	9	4	5	4	2	3	1	—	—	—	—	—	—	—	—
33151	Ferrous metal foundries.....	486	4 195	15 643	10	4	2	1	—	1	2	—	—	—	—	—	—	—	—	—
331512	Steel investment foundries.....	(E)	(D)	(D)	4	2	—	—	—	1	—	—	—	—	—	—	—	—	—	—
331513	Steel foundries (except investment).....	(C)	(D)	(D)	6	2	2	1	—	—	1	—	—	—	—	—	—	—	—	—
33152	Nonferrous metal foundries.....	656	4 349	17 520	18	5	2	4	4	1	1	1	—	—	—	—	—	—	—	—
331521	Aluminum die-casting foundries.....	(B)	(D)	(D)	1	—	—	—	—	1	—	—	—	—	—	—	—	—	—	—
331522	Nonferrous (exc alum) die-casting foundries.....	(E)	(D)	(D)	2	—	—	—	—	1	—	—	—	—	—	—	—	—	—	—
331524	Aluminum foundries (except die-casting).....	(B)	(D)	(D)	3	1	1	1	—	—	—	—	—	—	—	—	—	—	—	—
331525	Copper foundries (except die-casting).....	161	987	4 410	9	2	1	3	2	1	—	—	—	—	—	—	—	—	—	—
331528	Oth nonferrous foundries (except die-casting).....	(C)	(D)	(D)	3	2	—	—	—	—	—	—	—	—	—	—	—	—	—	—
332	Fabricated metal product mfg.....	19 288	169 764	690 238	897	343	183	147	131	57	27	8	—	—	—	—	—	—	—	—
3321	Forging & stamping.....	790	8 135	33 366	27	9	2	3	6	5	2	—	—	—	—	—	—	—	—	—
33211	Forging & stamping.....	790	8 135	33 366	27	9	2	3	6	5	2	—	—	—	—	—	—	—	—	—
332111	Iron & steel forging.....	(A)	(D)	(D)	3	3	—	—	—	—	—	—	—	—	—	—	—	—	—	—
332112	Nonferrous forging.....	(A)	(D)	(D)	1	1	—	—	—	—	—	—	—	—	—	—	—	—	—	—
332114	Custom roll forming.....	(C)	(D)	(D)	4	—	—	1	2	1	—	—	—	—	—	—	—	—	—	—
332116	Metal stamping.....	648	6 947	28 344	19	5	2	2	4	4	2	—	—	—	—	—	—	—	—	—
3322	Cutlery & handtool mfg.....	(B)	(D)	(D)	10	2	7	1	—	—	—	—	—	—	—	—	—	—	—	—
33221	Cutlery & handtool mfg.....	(B)	(D)	(D)	10	2	7	1	—	—	—	—	—	—	—	—	—	—	—	—
332212	Hand & edge tool mfg.....	(B)	(D)	(D)	10	2	7	1	—	—	—	—	—	—	—	—	—	—	—	—
3323	Architectural & structural metals mfg.....	7 382	51 806	227 666	251	85	45	44	40	19	12	6	—	—	—	—	—	—	—	—
33231	Plate work & fabricated structural prod mfg.....	2 402	17 949	83 582	70	22	11	11	12	9	3	2	—	—	—	—	—	—	—	—
332311	Prefab metal building & component mfg.....	649	3 991	18 318	12	2	3	2	4	—	—	—	—	—	—	—	—	—	—	—
332312	Fabricated structural metal mfg.....	1 548	12 445	59 181	48	18	6	5	8	7	3	1	—	—	—	—	—	—	—	—
332313	Plate work mfg.....	205	1 513	6 083	10	2	2	4	—	2	—	—	—	—	—	—	—	—	—	—
33232	Ornamental & architectural metal prod mfg.....	4 980	33 857	144 084	181	63	34	33	28	10	9	4	—	—	—	—	—	—	—	—
332321	Metal window & door mfg.....	2 071	12 686	55 583	28	6	5	3	4	2	5	3	—	—	—	—	—	—	—	—
332322	Sheet metal work mfg.....	1 876	14 644	61 590	85	26	12	20	16	7	4	—	—	—	—	—	—	—	—	—
332323	Ornamental & architectural metal work mfg.....	1 033	6 527	26 911	68	31	17	10	8											



**Table 2. The State—Employees, Payroll, and Establishments by Industry: 2002—Con.**

[Excludes most government employees, railroad employees, and self-employed persons. Size class 1 to 4 includes establishments with payroll, but no employees, during mid-March pay period. (D) denotes figures withheld to avoid disclosing data for individual companies; the data are included in broader industry totals. For explanation of terms, abbreviations, and data reliability/comparability, see introductory text]

NAICS code	Industry	Number of employees for week including March 12	Payroll (\$1,000)		Total number of establishments	Number of establishments by employment-size class												
			First quarter	Annual		1 to 4	5 to 9	10 to 19	20 to 49	50 to 99	100 to 249	250 to 499	500 to 999	1,000 or more				
<b>31-33</b>	<b>Manufacturing—Con.</b>																	
333	Machinery mfg—Con.																	
3334	HVAC & commercial refrigeration equipment mfg—Con.																	
33341	HVAC & commercial refrigeration equipment mfg—Con.																	
333415	AC, warm air htg & commercial refrig equip mfg .....	1 355	10 965	41 713	16	4	1	2	2	2	4	1	—	—	—	—	—	
3335	Metalworking machinery mfg .....	1 380	13 441	57 013	91	33	17	21	15	4	1	—	—	—	—	—	—	
33351	Metalworking machinery mfg .....	1 380	13 441	57 013	91	33	17	21	15	4	1	—	—	—	—	—	—	
333511	Industrial mold mfg .....	(E)	(D)	(D)	24	8	4	7	3	2	—	—	—	—	—	—	—	
333512	Machine tool (metal cutting types) mfg ..	(B)	(D)	(D)	5	1	1	1	2	—	—	—	—	—	—	—	—	
333513	Machine tool (metal forming types) mfg ..	(B)	(D)	(D)	3	1	1	—	1	—	—	—	—	—	—	—	—	
333514	Special die, tool, die set, jig & fixture mfg .....	504	5 060	19 023	37	12	8	9	6	2	—	—	—	—	—	—	—	
333515	Cutting tool & machine tool accessory mfg .....	(C)	(D)	(D)	19	11	3	2	3	—	—	—	—	—	—	—	—	
333518	Other metalworking machinery mfg .....	(C)	(D)	(D)	3	—	—	2	—	—	1	—	—	—	—	—	—	
3336	Engine, turbine & power transmsn equip mfg .....	(C)	(D)	(D)	7	1	1	3	2	—	—	—	—	—	—	—	—	
33361	Engine, turbine & power transmsn equip mfg .....	(C)	(D)	(D)	7	1	1	3	2	—	—	—	—	—	—	—	—	
333611	Turbine & turbine generator set unit mfg .....	(C)	(D)	(D)	4	—	1	1	2	—	—	—	—	—	—	—	—	
333612	Speed changer, ind high-speed drive & gear mfg .....	(A)	(D)	(D)	1	—	—	1	—	—	—	—	—	—	—	—	—	
333618	Other engine equipment mfg .....	(A)	(D)	(D)	2	1	—	1	—	—	—	—	—	—	—	—	—	
3339	Other general purpose machinery mfg .....	(F)	(D)	(D)	38	15	7	9	4	2	1	—	—	—	—	—	—	
33391	Pump & compressor mfg .....	(B)	(D)	(D)	8	6	1	—	—	1	—	—	—	—	—	—	—	
333911	Pump & pumping equipment mfg .....	(B)	(D)	(D)	3	2	—	—	—	1	—	—	—	—	—	—	—	
333912	Air & gas compressor mfg .....	(A)	(D)	(D)	5	4	1	—	—	—	—	—	—	—	—	—	—	
33392	Material handling equipment mfg .....	(B)	(D)	(D)	9	4	1	3	1	—	—	—	—	—	—	—	—	
333921	Elevator & moving stairway mfg .....	(A)	(D)	(D)	2	1	1	—	—	—	—	—	—	—	—	—	—	
333922	Conveyor & conveying equipment mfg ..	48	681	1 756	3	1	—	1	1	—	—	—	—	—	—	—	—	
333923	Overhead crane, hoist & monorail system mfg .....	(A)	(D)	(D)	2	2	—	—	—	—	—	—	—	—	—	—	—	
333924	Ind truck, tractor, trailer, stacker mach mfg .....	(B)	(D)	(D)	2	—	—	2	—	—	—	—	—	—	—	—	—	
33399	All other general purpose machinery mfg ..	391	4 087	15 433	21	5	5	6	3	1	1	—	—	—	—	—	—	
333991	Power-driven handtool mfg .....	(B)	(D)	(D)	2	—	1	1	—	—	—	—	—	—	—	—	—	
333993	Packaging machinery mfg .....	(B)	(D)	(D)	2	—	1	1	—	—	—	—	—	—	—	—	—	
333994	Industrial process furnace & oven mfg ..	(B)	(D)	(D)	2	—	—	2	—	—	—	—	—	—	—	—	—	
333996	Fluid power pump & motor mfg .....	(A)	(D)	(D)	1	1	—	—	—	—	—	—	—	—	—	—	—	
333997	Scale & balance (except laboratory) mfg .....	(A)	(D)	(D)	1	—	1	—	—	—	—	—	—	—	—	—	—	
333999	All other general purpose machinery mfg .....	317	3 493	12 767	13	4	2	2	3	1	1	—	—	—	—	—	—	
334	Computer & electronic product mfg .....	35 192	503 854	1 931 278	329	92	43	51	41	40	34	10	9	9	9	9	9	
3341	Computer & peripheral equipment mfg .....	1 153	10 883	42 971	33	10	5	5	5	5	3	—	—	—	—	—	—	
33411	Computer & peripheral equipment mfg .....	1 153	10 883	42 971	33	10	5	5	5	5	3	—	—	—	—	—	—	
334111	Electronic computer mfg .....	326	3 553	13 729	10	3	2	1	2	1	1	—	—	—	—	—	—	
334112	Computer storage device mfg .....	(B)	(D)	(D)	2	1	—	1	—	—	—	—	—	—	—	—	—	
334113	Computer terminal mfg .....	(B)	(D)	(D)	1	—	—	—	1	—	—	—	—	—	—	—	—	
334119	Other computer peripheral equipment mfg .....	762	6 824	27 413	20	6	3	3	2	4	2	—	—	—	—	—	—	
3342	Communications equipment mfg .....	1 781	21 195	84 056	38	10	5	7	5	4	6	1	—	—	—	—	—	
33421	Telephone apparatus mfg .....	(E)	(D)	(D)	8	4	—	1	1	—	2	—	—	—	—	—	—	
334210	Telephone apparatus mfg .....	(E)	(D)	(D)	8	4	—	1	1	—	2	—	—	—	—	—	—	
33422	Radio, TV broadcast & wireless comm equip mfg .....	1 304	14 564	59 083	23	4	5	3	3	3	4	1	—	—	—	—	—	
334220	Radio, TV broadcast & wireless comm equip mfg .....	1 304	14 564	59 083	23	4	5	3	3	3	4	1	—	—	—	—	—	
33429	Other communications equipment mfg .....	(C)	(D)	(D)	7	2	—	3	1	1	—	—	—	—	—	—	—	
334290	Other communications equipment mfg ..	(C)	(D)	(D)	7	2	—	3	1	1	—	—	—	—	—	—	—	
3343	Audio & video equipment mfg .....	(E)	(D)	(D)	14	6	4	1	—	1	2	—	—	—	—	—	—	
33431	Audio & video equipment mfg .....	(E)	(D)	(D)	14	6	4	1	—	1	2	—	—	—	—	—	—	
334310	Audio & video equipment mfg .....	(E)	(D)	(D)	14	6	4	1	—	1	2	—	—	—	—	—	—	
3344	Semiconductor & oth electronic component mfg .....	20 452	292 317	1 111 235	139	30	17	21	23	18	13	4	7	6	6	6	6	
33441	Semiconductor & oth electronic component mfg .....	20 452	292 317	1 111 235	139	30	17	21	23	18	13	4	7	6	6	6	6	
334411	Electron tube mfg .....	(F)	(D)	(D)	4	1	1	—	—	—	1	1	—	—	—	—	—	
334412	Bare printed circuit board mfg .....	1 553	14 794	55 555	24	3	4	4	4	7	1	—	1	—	—	—	—	
334413	Semiconductor & related device mfg .....	13 536	219 081	829 324	49	11	3	6	7	3	8	3	3	5	5	5	5	
334414	Electronic capacitor mfg .....	(C)	(D)	(D)	3	—	—	1	1	—	1	—	—	—	—	—	—	
334416	Electronic coil, transformer, oth inductor mfg .....	274	1 833	7 231	10	4	2	—	2	1	1	—	—	—	—	—	—	
334417	Electronic connector mfg .....	(F)	(D)	(D)	5	2	—	1	—	1	—	—	1	—	—	—	—	
334418	Printed circuit assembly (electronic assembly) mfg .....	2 788	30 170	124 603	17	3	1	2	4	4	—	—	2	1	1	1	1	
334419	Other electronic component mfg .....	605	7 137	30 783	27	6	6	7	5	2	1	—	—	—	—	—	—	
3345	Nav, measuring, medical, control instruments mfg .....	11 061	173 065	664 248	90	31	11	11	7	11	9	5	2	3	3	3	3	
33451	Nav, measuring, medical, control instruments mfg .....	11 061	173 065	664 248	90	31	11	11	7	11	9	5	2	3	3	3	3	
334510	Electromedical apparatus mfg .....	1 053	17 582	68 919	7	3	—	—	—	—	2	2	—	—	—	—	—	
334511	Search, detection & navigation instrument mfg .....	7 252	122 494	463 514	24	7	1	3	3	1	4	1	1	3	3	3	3	
334512	Automatic environmental control mfg .....	(B)	(D)	(D)	4	2	1	1	—	—	—	—	—	—	—	—	—	
334513	Industrial process control mfg .....	474	5 449	21 156	13	5	3	1	1	2	—	1	—	—	—	—	—	
334514	Total fluid meter & counting device mfg ..	(B)	(D)	(D)	2	—	—	1	—	1	—	—	—	—	—	—	—	

See footnotes at end of table.

**Table 2. The State—Employees, Payroll, and Establishments by Industry: 2002—Con.**

[Excludes most government employees, railroad employees, and self-employed persons. Size class 1 to 4 includes establishments with payroll, but no employees, during mid-March pay period. (D) denotes figures withheld to avoid disclosing data for individual companies; the data are included in broader industry totals. For explanation of terms, abbreviations, and data reliability/comparability, see introductory text]

NAICS code	Industry	Number of employees for week including March 12	Payroll (\$1,000)		Total number of establishments	Number of establishments by employment-size class								
			First quarter	Annual		1 to 4	5 to 9	10 to 19	20 to 49	50 to 99	100 to 249	250 to 499	500 to 999	1,000 or more
<b>31-33</b>	<b>Manufacturing—Con.</b>													
334	Computer & electronic product mfg—Con.													
3345	Nav, measuring, medical, control instruments mfg—Con.													
33451	Nav, measuring, medical, control instruments mfg—Con.													
334515	Electricity measuring, testing instrument mfg .....	593	5 292	21 274	19	9	3	3	—	2	1	1	—	—
334516	Analytical laboratory instrument mfg .....	(C)	(D)	(D)	9	5	1	1	—	2	—	—	—	—
334519	Other measuring & controlling device mfg .....	1 442	19 746	79 387	12	—	2	1	3	3	2	—	1	—
3346	Mfg & reproducing magnetic & optical media .....	(E)	(D)	(D)	15	5	1	6	1	1	1	—	—	—
33461	Mfg & reproducing magnetic & optical media .....	(E)	(D)	(D)	15	5	1	6	1	1	1	—	—	—
334611	Software reproducing .....	(A)	(D)	(D)	2	1	—	1	—	—	—	—	—	—
334612	Prerecorded CD, tape, record reproducing .....	(C)	(D)	(D)	9	4	1	3	1	—	—	—	—	—
334613	Magnetic and optical recording media mfg .....	(E)	(D)	(D)	4	—	—	2	—	1	1	—	—	—
335	Electrical equip, appliance & component mfg ..	2 956	30 061	110 331	79	28	14	16	10	5	4	1	1	—
3351	Electric lighting equipment mfg .....	571	6 299	25 632	15	3	3	5	1	2	1	—	—	—
33512	Lighting fixture mfg .....	571	6 299	25 632	15	3	3	5	1	2	1	—	—	—
335121	Residential electric lighting fixture mfg ..	(C)	(D)	(D)	7	2	2	2	—	1	—	—	—	—
335122	Commercial electric lighting fixture mfg ..	(C)	(D)	(D)	3	—	—	2	—	1	—	—	—	—
335129	Other lighting equipment mfg .....	313	3 725	14 721	5	1	1	1	1	—	1	—	—	—
3352	Household appliance mfg .....	(E)	(D)	(D)	5	2	1	—	—	1	—	1	—	—
33521	Small electrical appliance mfg .....	(A)	(D)	(D)	1	—	1	—	—	—	—	—	—	—
335212	Household vacuum cleaner mfg .....	(A)	(D)	(D)	1	—	1	—	—	—	—	—	—	—
33522	Major appliance mfg .....	(E)	(D)	(D)	4	2	—	—	—	1	—	1	—	—
335221	Household cooking appliance mfg .....	(A)	(D)	(D)	2	2	—	—	—	—	—	—	—	—
335222	Household refrigerator & freezer mfg .....	(E)	(D)	(D)	1	—	—	—	—	—	—	1	—	—
335228	Other major household appliance mfg ..	(B)	(D)	(D)	1	—	—	—	—	1	—	—	—	—
3353	Electrical equipment mfg .....	(E)	(D)	(D)	28	13	5	4	4	1	1	—	—	—
33531	Electrical equipment mfg .....	(E)	(D)	(D)	28	13	5	4	4	1	1	—	—	—
335311	Power; distribution, specialty transformer mfg .....	(C)	(D)	(D)	2	1	—	—	—	—	1	—	—	—
335312	Motor & generator mfg .....	135	1 437	3 288	8	3	3	—	1	1	—	—	—	—
335313	Switchgear & switchboard apparatus mfg .....	100	1 047	4 171	9	4	1	2	2	—	—	—	—	—
335314	Relay & industrial control mfg .....	64	383	1 780	9	5	1	2	1	—	—	—	—	—
3359	Other electrical equipment & component mfg .....	1 583	15 619	57 688	31	10	5	7	5	1	2	—	1	—
33591	Battery mfg .....	(A)	(D)	(D)	1	1	—	—	—	—	—	—	—	—
335911	Storage battery mfg .....	(A)	(D)	(D)	1	1	—	—	—	—	—	—	—	—
33592	Communication & energy wire & cable mfg .....	1 244	12 502	43 843	8	—	1	3	2	—	1	—	1	—
335921	Fiber optic cable mfg .....	(A)	(D)	(D)	1	—	—	1	—	—	—	—	—	—
335929	Other communication & energy wire mfg .....	(G)	(D)	(D)	7	—	1	2	2	—	1	—	1	—
33593	Wiring device mfg .....	(B)	(D)	(D)	5	1	1	3	—	—	—	—	—	—
335931	Current-carrying wiring device mfg .....	(B)	(D)	(D)	4	1	1	2	—	—	—	—	—	—
335932	Noncurrent-carrying wiring device mfg ..	(A)	(D)	(D)	1	—	—	1	—	—	—	—	—	—
33599	All oth electrical equipment & component mfg .....	292	2 795	12 474	17	8	3	1	3	1	1	—	—	—
335991	Carbon & graphite product mfg .....	(A)	(D)	(D)	1	1	—	—	—	—	—	—	—	—
335999	All oth misc electrical equip & component mfg .....	(E)	(D)	(D)	16	7	3	1	3	1	1	—	—	—
336	Transportation equipment mfg .....	27 222	403 497	1 593 907	210	60	33	32	37	22	12	8	2	4
3361	Motor vehicle mfg .....	(B)	(D)	(D)	4	1	1	2	—	—	—	—	—	—
33611	Automobile & light duty motor vehicle mfg .	(B)	(D)	(D)	4	1	1	2	—	—	—	—	—	—
336111	Automobile mfg .....	(B)	(D)	(D)	3	1	—	2	—	—	—	—	—	—
336112	Light truck & utility vehicle mfg .....	(A)	(D)	(D)	1	—	1	—	—	—	—	—	—	—
3362	Motor vehicle body & trailer mfg .....	901	6 896	29 020	33	10	5	6	9	—	3	—	—	—
33621	Motor vehicle body & trailer mfg .....	901	6 896	29 020	33	10	5	6	9	—	3	—	—	—
336211	Motor vehicle body mfg .....	624	5 353	21 571	11	2	1	2	3	—	3	—	—	—
336212	Truck trailer mfg .....	(B)	(D)	(D)	6	2	1	1	2	—	—	—	—	—
336213	Motor home mfg .....	(A)	(D)	(D)	1	—	1	—	—	—	—	—	—	—
336214	Travel trailer & camper mfg .....	(C)	(D)	(D)	15	6	2	3	4	—	—	—	—	—
3363	Motor vehicle parts mfg .....	3 417	35 157	132 216	78	28	17	6	11	10	1	4	1	—
33631	Motor vehicle gas engine & engine parts mfg .....	344	1 922	8 268	21	10	7	—	2	1	1	—	—	—
336311	Carburetor, piston, piston ring & valve mfg .....	(B)	(D)	(D)	2	1	—	—	1	—	—	—	—	—
336312	Gasoline engine & engine parts mfg .....	(E)	(D)	(D)	19	9	7	—	1	1	1	—	—	—
33632	MV electrical & electronic equipment mfg ..	(C)	(D)	(D)	7	3	—	—	2	2	—	—	—	—
336321	Vehicular lighting equipment mfg .....	(B)	(D)	(D)	2	1	—	—	1	—	—	—	—	—
336322	Other MV electrical & electronic equip mfg .....	(C)	(D)	(D)	5	2	—	—	1	2	—	—	—	—
33633	Motor vehicle steering & suspension parts mfg .....	(E)	(D)	(D)	4	1	2	—	—	—	—	1	—	—
336330	Motor vehicle steering & suspension parts mfg .....	(E)	(D)	(D)	4	1	2	—	—	—	—	1	—	—
33634	Motor vehicle brake system mfg .....	(B)	(D)	(D)	5	2	1	1	—	1	—	—	—	—
336340	Motor vehicle brake system mfg .....	(B)	(D)	(D)	5	2	1	1	—	1	—	—	—	—
33635	MV transmission & power train parts mfg ..	162	1 480	5 843	11	5	2	1	3	—	—	—	—	—
336350	MV transmission & power train parts mfg .....	162	1 480	5 843	11	5	2	1	3	—	—	—	—	—
33636	Motor vehicle seating & interior trim mfg ..	(E)	(D)	(D)	2	—	—	—	1	—	—	1	—	—
336360	Motor vehicle seating & interior trim mfg .....	(E)	(D)	(D)	2	—	—	—	1	—	—	1	—	—
33637	Motor vehicle metal stamping .....	212	2 459	10 189	3	—	—	—	—	3	—	—	—	—
336370	Motor vehicle metal stamping .....	212	2 459	10 189	3	—	—	—	—	3	—	—	—	—

See footnotes at end of table.

**Table 2. The State—Employees, Payroll, and Establishments by Industry: 2002—Con.**

[Excludes most government employees, railroad employees, and self-employed persons. Size class 1 to 4 includes establishments with payroll, but no employees, during mid-March pay period. (D) denotes figures withheld to avoid disclosing data for individual companies; the data are included in broader industry totals. For explanation of terms, abbreviations, and data reliability/comparability, see introductory text]

NAICS code	Industry	Number of employees for week including March 12	Payroll (\$1,000)		Total number of establishments	Number of establishments by employment-size class								
			First quarter	Annual		1 to 4	5 to 9	10 to 19	20 to 49	50 to 99	100 to 249	250 to 499	500 to 999	1,000 or more
<b>31-33</b>	<b>Manufacturing—Con.</b>													
336	Transportation equipment mfg—Con.													
3363	Motor vehicle parts mfg—Con.													
33639	Other motor vehicle parts mfg	1 822	20 754	77 180	25	7	5	4	3	3	—	2	1	—
336391	Motor vehicle air-conditioning mfg	(B)	(D)	(D)	1	—	—	—	—	1	—	—	—	—
336399	All other motor vehicle parts mfg	(G)	(D)	(D)	24	7	5	4	3	2	—	2	1	—
3364	Aerospace product & parts mfg	21 919	353 751	1 400 707	73	16	7	13	12	9	8	3	1	4
33641	Aerospace product & parts mfg	21 919	353 751	1 400 707	73	16	7	13	12	9	8	3	1	4
336411	Aircraft mfg	(I)	(D)	(D)	9	2	—	2	1	1	—	—	—	2
336412	Aircraft engine & engine parts mfg	5 311	68 185	295 607	24	5	3	2	4	5	3	1	—	1
336413	Other aircraft part & auxiliary equipment mfg	(G)	(D)	(D)	33	8	2	9	6	3	4	1	—	—
336414	Guided missile & space vehicle mfg	(I)	(D)	(D)	2	—	—	—	—	—	—	—	1	1
336415	Missile, space veh propulsion unit & parts mfg	(C)	(D)	(D)	2	—	1	—	—	—	—	—	—	—
336419	Other missile, space veh parts & aux equip mfg	(B)	(D)	(D)	3	1	1	—	1	—	—	—	—	—
3365	Railroad rolling stock mfg	(B)	(D)	(D)	1	—	—	—	—	1	—	—	—	—
33651	Railroad rolling stock mfg	(B)	(D)	(D)	1	—	—	—	—	1	—	—	—	—
336510	Railroad rolling stock mfg	(B)	(D)	(D)	1	—	—	—	—	1	—	—	—	—
3366	Ship & boat building	613	4 589	17 464	10	1	2	2	3	1	—	1	—	—
33661	Ship & boat building	613	4 589	17 464	10	1	2	2	3	1	—	1	—	—
336611	Ship building & repairing	(A)	(D)	(D)	1	1	—	—	—	—	—	—	—	—
336612	Boat building	(F)	(D)	(D)	9	—	2	2	3	1	—	1	—	—
3369	Other transportation equipment mfg	(C)	(D)	(D)	11	4	1	3	2	1	—	—	—	—
33699	Other transportation equipment mfg	(C)	(D)	(D)	11	4	1	3	2	1	—	—	—	—
336991	Motorcycle, bicycle & parts mfg	(B)	(D)	(D)	6	1	1	3	1	—	—	—	—	—
336999	All other transportation equipment mfg	(C)	(D)	(D)	5	3	—	—	1	1	—	—	—	—
337	Furniture & related product mfg	8 663	52 850	223 872	404	177	83	56	53	18	13	3	1	—
3371	HH & institutional furniture & kitchen cabinet mfg	6 865	39 696	167 514	318	150	68	41	35	10	10	3	1	—
33711	Wood kitchen cabinet & countertop mfg	2 752	18 378	78 399	166	70	41	23	23	4	4	1	—	—
337110	Wood kitchen cabinet & countertop mfg	2 752	18 378	78 399	166	70	41	23	23	4	4	1	—	—
337112	Household & institutional furniture mfg	4 113	21 318	89 115	152	80	27	18	12	6	6	2	1	—
337121	Upholstered household furniture mfg	235	1 268	4 557	25	10	5	7	3	—	—	—	—	—
337122	Nonupholstered wood household furniture mfg	3 409	17 151	72 875	103	58	20	9	5	3	5	2	1	—
337124	Metal household furniture manufacturing	214	1 209	4 698	10	6	1	—	1	1	—	—	—	—
337125	Household furniture (exc wood & metal) mfg	(B)	(D)	(D)	2	1	—	—	1	—	—	—	—	—
337127	Institutional furniture mfg	172	1 241	5 166	8	3	1	1	1	2	—	—	—	—
337129	Wood TV, radio, sewing machine cabinet mfg	(B)	(D)	(D)	4	2	—	1	1	—	—	—	—	—
3372	Office furniture (including fixtures) mfg	1 161	8 091	36 067	61	18	11	12	15	3	2	—	—	—
33721	Office furniture (including fixtures) mfg	1 161	8 091	36 067	61	18	11	12	15	3	2	—	—	—
337211	Wood office furniture mfg	125	829	3 328	8	2	3	—	3	—	—	—	—	—
337212	Custom architectural woodwork & millwork mfg	427	3 347	14 300	25	8	3	8	5	—	1	—	—	—
337214	Office furniture (except wood) mfg	46	297	1 421	4	1	1	1	1	—	—	—	—	—
337215	Showcase, partition, shelving & locker mfg	563	3 618	17 018	24	7	4	3	6	3	1	—	—	—
3379	Other furniture related product mfg	637	5 063	20 291	25	9	4	3	3	5	1	—	—	—
33791	Mattress mfg	484	4 136	17 097	15	5	2	2	1	4	1	—	—	—
337910	Mattress mfg	484	4 136	17 097	15	5	2	2	1	4	1	—	—	—
33792	Blind & shade mfg	153	927	3 194	10	4	2	1	2	1	—	—	—	—
337920	Blind & shade mfg	153	927	3 194	10	4	2	1	2	1	—	—	—	—
339	Miscellaneous mfg	8 888	85 157	352 112	521	278	103	68	37	20	10	3	1	1
3391	Medical equipment & supplies mfg	3 418	40 681	172 672	213	124	41	24	12	8	2	1	—	1
33911	Medical equipment & supplies mfg	3 418	40 681	172 672	213	124	41	24	12	8	2	1	—	1
339111	Laboratory apparatus & furniture mfg	(A)	(D)	(D)	3	2	—	1	—	—	—	—	—	—
339112	Surgical & medical instrument mfg	748	10 891	47 124	15	3	3	3	1	3	1	1	—	—
339113	Surgical appliance & supplies mfg	1 594	21 700	93 128	33	13	7	5	5	1	1	—	—	1
339114	Dental equipment & supplies mfg	33	141	622	8	6	1	1	—	—	—	—	—	—
339115	Ophthalmic goods mfg	(C)	(D)	(D)	5	2	—	1	1	1	—	—	—	—
339116	Dental laboratories	910	6 761	26 886	149	98	30	13	5	3	—	—	—	—
3399	Other miscellaneous mfg	5 470	44 476	179 440	308	154	62	44	25	12	8	2	1	—
33991	Jewelry & silverware mfg	206	1 052	4 231	46	31	10	4	1	—	—	—	—	—
339911	Jewelry (exc costume) mfg	94	463	2 018	25	18	5	2	—	—	—	—	—	—
339912	Silverware & hollowware mfg	(B)	(D)	(D)	3	2	—	—	1	—	—	—	—	—
339913	Jewelers' material & lapidary work mfg	(B)	(D)	(D)	7	5	1	1	—	—	—	—	—	—
339914	Costume jewelry & novelty mfg	(B)	(D)	(D)	11	6	4	1	—	—	—	—	—	—
33992	Sporting & athletic goods mfg	2 057	19 162	74 474	44	25	7	3	3	1	2	2	1	—
339920	Sporting & athletic goods mfg	2 057	19 162	74 474	44	25	7	3	3	1	2	2	1	—
33993	Doll, toy & game mfg	102	636	2 860	17	10	3	3	1	—	—	—	—	—
339931	Doll & stuffed toy mfg	(A)	(D)	(D)	1	1	—	—	—	—	—	—	—	—
339932	Game, toy & children's vehicle mfg	(C)	(D)	(D)	16	9	3	3	1	—	—	—	—	—
33994	Office supplies (exc paper) mfg	229	1 270	5 127	15	7	3	3	—	2	—	—	—	—
339941	Pen & mechanical pencil mfg	(A)	(D)	(D)	2	—	1	1	—	—	—	—	—	—
339942	Lead pencil & art good mfg	(A)	(D)	(D)	2	1	—	1	—	—	—	—	—	—
339943	Marking device mfg	89	401	2 161	9	6	2	—	—	1	—	—	—	—
339944	Carbon paper & inked ribbon mfg	(C)	(D)	(D)	2	—	—	1	—	1	—	—	—	—
33995	Sign mfg	1 615	14 008	56 011	114	50	25	24	6	6	3	—	—	—
339950	Sign mfg	1 615	14 008	56 011	114	50	25	24	6	6	3	—	—	—
33999	All other misc mfg	1 261	8 348	36 737	72	31	14	7	14	3	3	—	—	—
339991	Gasket, packing & sealing device mfg	(C)	(D)	(D)	6	2	1	2	—	1	—	—	—	—
339992	Musical instrument mfg	187	822	3 231	9	2	4	1	1	—	1	—	—	—
339993	Fastener, button, needle & pin mfg	(A)	(D)	(D)	3	2	1	—	—	—	—	—	—	—
339995	Burial casket mfg	(A)	(D)	(D)	2	1	—	1	—	—	—	—	—	—
339999	All other miscellaneous mfg	940	6 690	30 081	52	24	8	3	13	2	2	—	—	—

See footnotes at end of table.

**Table 2. The State—Employees, Payroll, and Establishments by Industry: 2002—Con.**

[Excludes most government employees, railroad employees, and self-employed persons. Size class 1 to 4 includes establishments with payroll, but no employees, during mid-March pay period. (D) denotes figures withheld to avoid disclosing data for individual companies; the data are included in broader industry totals. For explanation of terms, abbreviations, and data reliability/comparability, see introductory text]

NAICS code	Industry	Number of employees for week including March 12	Payroll (\$1,000)		Total number of establishments	Number of establishments by employment-size class									
			First quarter	Annual		1 to 4	5 to 9	10 to 19	20 to 49	50 to 99	100 to 249	250 to 499	500 to 999	1,000 or more	
<b>42</b>	<b>Wholesale trade .....</b>	<b>84 610</b>	<b>884 358</b>	<b>3 561 922</b>	<b>6 636</b>	<b>3 562</b>	<b>1 274</b>	<b>897</b>	<b>626</b>	<b>165</b>	<b>79</b>	<b>24</b>	<b>7</b>	<b>2</b>	
421	Wholesale trade, durable goods .....	51 277	579 099	2 370 881	4 527	2 451	910	608	402	94	47	11	3	1	
4211	Motor vehicle, motor vehicle pt & supply whsle .....	5 482	41 364	173 618	478	244	108	64	48	7	5	2	-	-	
42111	Automobile & other motor vehicle whsle ..	2 667	21 496	87 910	148	89	23	12	12	6	4	2	-	-	
421110	Automobile & other motor vehicle whsle ..	2 667	21 496	87 910	148	89	23	12	12	6	4	2	-	-	
42112	Motor vehicle supplies & new parts whsle ..	1 888	13 089	57 428	220	102	59	34	23	1	1	-	-	-	
421120	Motor vehicle supplies & new parts whsle ..	1 888	13 089	57 428	220	102	59	34	23	1	1	-	-	-	
42113	Tire & tube whsle .....	441	3 852	16 412	37	13	9	6	9	-	-	-	-	-	
421130	Tire & tube whsle .....	441	3 852	16 412	37	13	9	6	9	-	-	-	-	-	
42114	Motor vehicle parts (used) whsle .....	486	2 927	11 868	73	40	17	12	4	-	-	-	-	-	
421140	Motor vehicle parts (used) whsle .....	486	2 927	11 868	73	40	17	12	4	-	-	-	-	-	
4212	Furniture & home furnishing whsle .....	2 395	22 290	94 300	252	153	47	23	18	8	3	-	-	-	
42121	Furniture whsle .....	1 180	11 673	46 200	112	68	22	8	7	5	2	-	-	-	
421210	Furniture whsle .....	1 180	11 673	46 200	112	68	22	8	7	5	2	-	-	-	
42122	Home furnishing whsle .....	1 215	10 617	48 100	140	85	25	15	11	3	1	-	-	-	
421220	Home furnishing whsle .....	1 215	10 617	48 100	140	85	25	15	11	3	1	-	-	-	
4213	Lumber & other construction materials whsle .....	3 759	33 424	138 689	315	158	61	42	36	16	2	-	-	-	
42131	Lumber, plywood, millwork & wood panel whsle .....	1 736	15 842	62 893	130	70	23	10	18	7	2	-	-	-	
421310	Lumber, plywood, millwork & wood panel whsle .....	1 736	15 842	62 893	130	70	23	10	18	7	2	-	-	-	
42132	Brick & related construction material whsle .....	736	6 264	27 461	89	42	22	17	7	1	-	-	-	-	
421320	Brick & related construction material whsle .....	736	6 264	27 461	89	42	22	17	7	1	-	-	-	-	
42133	Roofing, siding & insulation material whsle .....	297	2 517	11 311	19	8	4	2	3	2	-	-	-	-	
421330	Roofing, siding & insulation material whsle .....	297	2 517	11 311	19	8	4	2	3	2	-	-	-	-	
42139	Other construction material whsle .....	990	8 801	37 024	77	38	12	13	8	6	-	-	-	-	
421390	Other construction material whsle .....	990	8 801	37 024	77	38	12	13	8	6	-	-	-	-	
4214	Professional & commercial equip & supp whsle .....	10 036	123 809	523 503	688	382	125	85	66	13	12	4	-	1	
42141	Photographic equipment & supplies whsle .....	156	1 648	6 353	8	6	-	-	1	-	1	-	-	-	
421410	Photographic equipment & supplies whsle .....	156	1 648	6 353	8	6	-	-	1	-	1	-	-	-	
42142	Office equipment whsle .....	2 299	22 001	87 239	109	53	21	14	12	4	2	3	-	-	
421420	Office equipment whsle .....	2 299	22 001	87 239	109	53	21	14	12	4	2	3	-	-	
42143	Computer & peripheral equip & software whsle .....	4 225	66 540	290 730	236	123	53	31	18	4	6	-	-	1	
421430	Computer & peripheral equip & software whsle .....	4 225	66 540	290 730	236	123	53	31	18	4	6	-	-	1	
42144	Other commercial equipment whsle .....	735	5 733	23 522	84	51	13	10	8	2	-	-	-	-	
421440	Other commercial equipment whsle .....	735	5 733	23 522	84	51	13	10	8	2	-	-	-	-	
42145	Medical, dental, hospital equip & supp whsle .....	1 659	18 678	77 345	185	117	27	20	16	3	2	-	-	-	
421450	Medical, dental, hospital equip & supp whsle .....	1 659	18 678	77 345	185	117	27	20	16	3	2	-	-	-	
42146	Ophthalmic goods whsle .....	641	5 571	21 998	27	11	6	2	6	-	1	1	-	-	
421460	Ophthalmic goods whsle .....	641	5 571	21 998	27	11	6	2	6	-	1	1	-	-	
42149	Oth professional equipment & supplies whsle .....	321	3 638	16 316	39	21	5	8	5	-	-	-	-	-	
421490	Oth professional equipment & supplies whsle .....	321	3 638	16 316	39	21	5	8	5	-	-	-	-	-	
4215	Metal & mineral (except petroleum) whsle ..	1 413	12 453	54 151	160	87	22	28	20	3	-	-	-	-	
42151	Metal service centers & offices whsle .....	1 355	12 085	52 303	150	80	21	27	19	3	-	-	-	-	
421510	Metal service centers & offices whsle .....	1 355	12 085	52 303	150	80	21	27	19	3	-	-	-	-	
42152	Coal & other mineral & ore whsle .....	58	368	1 848	10	7	1	1	1	-	-	-	-	-	
421520	Coal & other mineral & ore whsle .....	58	368	1 848	10	7	1	1	1	-	-	-	-	-	
4216	Electrical goods whsle .....	11 458	171 927	664 405	787	420	155	104	69	18	16	3	2	-	
42161	Elec equip, wiring supp, const material whsle .....	3 018	33 029	129 062	258	116	64	41	27	6	4	-	-	-	
421610	Elec equip, wiring supp, const material whsle .....	3 018	33 029	129 062	258	116	64	41	27	6	4	-	-	-	
42162	Electric appliance, TV, radio set whsle .....	916	8 967	38 939	74	42	12	7	9	3	1	-	-	-	
421620	Electric appliance, TV, radio set whsle ..	916	8 967	38 939	74	42	12	7	9	3	1	-	-	-	
42169	Other electronic parts & equipment whsle ..	7 524	129 931	496 404	455	262	79	56	33	9	11	3	2	-	
421690	Other electronic parts & equipment whsle ..	7 524	129 931	496 404	455	262	79	56	33	9	11	3	2	-	
4217	Hardware, plumb & heating equip & sup whsle .....	3 804	35 127	149 810	375	176	90	64	36	5	3	1	-	-	
42171	Hardware whsle .....	1 676	13 550	56 942	149	74	32	23	16	2	1	1	-	-	
421710	Hardware whsle .....	1 676	13 550	56 942	149	74	32	23	16	2	1	1	-	-	
42172	Plumbing & heating equipment & supplies whsle .....	729	7 193	31 130	93	48	20	14	11	-	-	-	-	-	
421720	Plumbing & heating equipment & supplies whsle .....	729	7 193	31 130	93	48	20	14	11	-	-	-	-	-	
42173	Warm air heating & AC equip & supplies whsle .....	1 162	12 445	53 042	88	25	27	23	8	3	2	-	-	-	
421730	Warm air heating & AC equip & supplies whsle .....	1 162	12 445	53 042	88	25	27	23	8	3	2	-	-	-	
42174	Refrigeration equipment & supplies whsle ..	237	1 939	8 696	45	29	11	4	1	-	-	-	-	-	
421740	Refrigeration equipment & supplies whsle ..	237	1 939	8 696	45	29	11	4	1	-	-	-	-	-	
4218	Machinery, equipment & supplies whsle .....	9 394	110 504	453 910	940	501	194	143	79	15	6	1	1	-	
42181	Const & mining (exc petroleum) equip whsle .....	1 685	19 736	82 992	95	41	17	19	12	4	1	-	1	-	
421810	Const & mining (exc petroleum) equip whsle .....	1 685	19 736	82 992	95	41	17	19	12	4	1	-	1	-	
42182	Farm & garden machinery & equipment whsle .....	776	7 520	31 069	84	39	20	15	9	1	-	-	-	-	

See footnotes at end of table.



**Table 2. The State—Employees, Payroll, and Establishments by Industry: 2002—Con.**

[Excludes most government employees, railroad employees, and self-employed persons. Size class 1 to 4 includes establishments with payroll, but no employees, during mid-March pay period. (D) denotes figures withheld to avoid disclosing data for individual companies; the data are included in broader industry totals. For explanation of terms, abbreviations, and data reliability/comparability, see introductory text]

NAICS code	Industry	Number of employees for week including March 12	Payroll (\$1,000)		Total number of establishments	Number of establishments by employment-size class										
			First quarter	Annual		1 to 4	5 to 9	10 to 19	20 to 49	50 to 99	100 to 249	250 to 499	500 to 999	1,000 or more		
<b>42</b>	<b>Wholesale trade—Con.</b>															
421	Wholesale trade, durable goods—Con.															
4218	Machinery, equipment & supplies whsle—Con.															
42182	Farm & garden machinery & equipment whsle—Con.															
421820	Farm & garden machinery & equipment whsle .....	776	7 520	31 069	84	39	20	15	9	1	—	—	—	—	—	—
42183	Industrial machinery & equipment whsle ..	3 849	47 467	197 327	379	203	79	60	28	4	4	1	—	—	—	—
421830	Industrial machinery & equipment whsle .....	3 849	47 467	197 327	379	203	79	60	28	4	4	1	—	—	—	—
42184	Industrial supplies whsle .....	1 360	12 560	53 455	196	110	46	23	15	2	—	—	—	—	—	—
421840	Industrial supplies whsle .....	1 360	12 560	53 455	196	110	46	23	15	2	—	—	—	—	—	—
42185	Service establishment equip & supplies whsle .....	1 006	10 512	43 005	120	68	23	16	10	3	—	—	—	—	—	—
421850	Service establishment equip & supplies whsle .....	1 006	10 512	43 005	120	68	23	16	10	3	—	—	—	—	—	—
42186	Transportation equip, supplies (exc MV) whsle .....	718	12 709	46 062	66	40	9	10	5	1	1	—	—	—	—	—
421860	Transportation equip, supplies (exc MV) whsle .....	718	12 709	46 062	66	40	9	10	5	1	1	—	—	—	—	—
4219	Miscellaneous durable goods whsle .....	3 536	28 201	118 495	532	330	108	55	30	9	—	—	—	—	—	—
42191	Sporting & recreational goods & supply whsle .....	698	5 870	22 846	99	57	20	13	7	2	—	—	—	—	—	—
421910	Sporting & recreational goods & supply whsle .....	698	5 870	22 846	99	57	20	13	7	2	—	—	—	—	—	—
42192	Toy & hobby goods & supplies whsle .....	292	4 241	17 698	38	23	7	5	2	1	—	—	—	—	—	—
421920	Toy & hobby goods & supplies whsle ...	292	4 241	17 698	38	23	7	5	2	1	—	—	—	—	—	—
42193	Recyclable material whsle .....	1 027	7 094	29 037	85	36	19	15	11	4	—	—	—	—	—	—
421930	Recyclable material whsle .....	1 027	7 094	29 037	85	36	19	15	11	4	—	—	—	—	—	—
42194	Jewelry, watch, precious stone & metal whsle .....	591	4 274	19 933	115	74	31	5	4	1	—	—	—	—	—	—
421940	Jewelry, watch, precious stone & metal whsle .....	591	4 274	19 933	115	74	31	5	4	1	—	—	—	—	—	—
42199	Other miscellaneous durable goods whsle .....	928	6 722	28 981	195	140	31	17	6	1	—	—	—	—	—	—
421990	Other miscellaneous durable goods whsle .....	928	6 722	28 981	195	140	31	17	6	1	—	—	—	—	—	—
422	Wholesale trade, nondurable goods .....	33 333	305 259	1 191 041	2 109	1 111	364	289	224	71	32	13	4	1		
4221	Paper & paper product whsle .....	2 037	20 385	78 002	174	93	40	14	21	2	3	1	—	—	—	—
42211	Printing & writing paper whsle .....	253	3 301	13 046	24	13	7	1	2	—	1	—	—	—	—	—
422110	Printing & writing paper whsle .....	253	3 301	13 046	24	13	7	1	2	—	1	—	—	—	—	—
42212	Stationery & office supplies whsle .....	988	9 667	36 100	89	51	18	8	10	—	1	1	—	—	—	—
422120	Stationery & office supplies whsle .....	988	9 667	36 100	89	51	18	8	10	—	1	1	—	—	—	—
42213	Industrial & personal service paper whsle ..	796	7 417	28 856	61	29	15	5	9	2	1	—	—	—	—	—
422130	Industrial & personal service paper whsle .....	796	7 417	28 856	61	29	15	5	9	2	1	—	—	—	—	—
4222	Drugs & druggists' sundries whsle .....	2 759	36 710	142 458	135	63	22	19	17	9	3	2	—	—	—	—
42221	Drugs & druggists' sundries whsle .....	2 759	36 710	142 458	135	63	22	19	17	9	3	2	—	—	—	—
422210	Drugs & druggists' sundries whsle .....	2 759	36 710	142 458	135	63	22	19	17	9	3	2	—	—	—	—
4223	Apparel, piece goods & notions whsle .....	1 360	9 748	42 627	153	96	29	16	7	3	2	—	—	—	—	—
42231	Piece goods, notions & other dry goods whsle .....	333	2 904	11 538	50	29	12	6	2	1	—	—	—	—	—	—
422310	Piece goods, notions & other dry goods whsle .....	333	2 904	11 538	50	29	12	6	2	1	—	—	—	—	—	—
42232	Men's & boys' clothing & furnishings whsle .....	475	3 309	15 515	42	25	7	7	2	—	1	—	—	—	—	—
422320	Men's & boys' clothing & furnishings whsle .....	475	3 309	15 515	42	25	7	7	2	—	1	—	—	—	—	—
42233	Women's, children's, infants' clothing whsle .....	526	3 320	14 685	48	30	9	3	3	2	1	—	—	—	—	—
422330	Women's, children's, infants' clothing whsle .....	526	3 320	14 685	48	30	9	3	3	2	1	—	—	—	—	—
42234	Footwear whsle .....	26	215	889	13	12	1	—	—	—	—	—	—	—	—	—
422340	Footwear whsle .....	26	215	889	13	12	1	—	—	—	—	—	—	—	—	—
4224	Grocery & related product whsle .....	15 132	121 986	473 243	672	320	102	108	84	39	11	3	4	1		
42241	General line grocery whsle .....	3 558	35 358	135 179	83	39	10	17	9	2	2	2	—	—	—	—
422410	General line grocery whsle .....	3 558	35 358	135 179	83	39	10	17	9	2	2	2	—	—	—	—
42242	Packaged frozen food whsle .....	1 193	11 576	49 314	43	17	11	6	3	3	2	—	1	—	—	—
422420	Packaged frozen food whsle .....	1 193	11 576	49 314	43	17	11	6	3	3	2	—	1	—	—	—
42243	Dairy product (exc dried or canned) whsle .....	586	4 853	20 138	38	23	4	3	5	1	2	—	—	—	—	—
422430	Dairy product (exc dried or canned) whsle .....	586	4 853	20 138	38	23	4	3	5	1	2	—	—	—	—	—
42244	Poultry & poultry product whsle .....	94	818	3 381	11	7	2	—	2	—	—	—	—	—	—	—
422440	Poultry & poultry product whsle .....	94	818	3 381	11	7	2	—	2	—	—	—	—	—	—	—
42245	Confectionery whsle .....	299	1 981	9 536	26	16	3	1	4	2	—	—	—	—	—	—
422450	Confectionery whsle .....	299	1 981	9 536	26	16	3	1	4	2	—	—	—	—	—	—
42246	Fish & seafood whsle .....	136	1 297	5 595	13	10	1	—	1	1	—	—	—	—	—	—
422460	Fish & seafood whsle .....	136	1 297	5 595	13	10	1	—	1	1	—	—	—	—	—	—
42247	Meat & meat product whsle .....	642	5 216	22 548	40	11	12	7	5	5	—	—	—	—	—	—
422470	Meat & meat product whsle .....	642	5 216	22 548	40	11	12	7	5	5	—	—	—	—	—	—
42248	Fresh fruit & vegetable whsle .....	4 720	30 726	97 357	176	65	33	36	28	10	3	—	—	—	1	
422480	Fresh fruit & vegetable whsle .....	4 720	30 726	97 357	176	65	33	36	28	10	3	—	—	—	1	
42249	Other grocery & related products whsle ..	3 904	30 161	130 195	242	132	26	38	27	15	2	1	1	—	—	—
422490	Other grocery & related products whsle ..	3 904	30 161	130 195	242	132	26	38	27	15	2	1	1	—	—	—
4225	Farm product raw material whsle .....	442	2 538	9 288	41	25	6	6	3	—	1	—	—	—	—	—
42251	Grain & field bean whsle .....	275	1 101	4 800	13	7	3	1	1	—	1	—	—	—	—	—
422510	Grain & field bean whsle .....	275	1 101	4 800	13	7	3	1	1	—	1	—	—	—	—	—
42252	Livestock whsle .....	99	270	1 260	17	12	1	3	1	—	—	—	—	—	—	—
422520	Livestock whsle .....	99	270	1 260	17	12	1	3	1	—	—	—	—	—	—	—
42259	Other farm product raw material whsle ..	68	1 167	3 228	11	6	2	2	1	—	—	—	—	—	—	—
422590	Other farm product raw material whsle ..	68	1 167	3 228	11	6	2	2	1	—	—	—	—	—	—	—
4226	Chemical & allied products whsle .....	1 821	20 692	80 864	238	122	60	32	22	2	—	—	—	—	—	—
42261	Plastics materials & basic forms, shapes whsle .....	368	3 829	14 965	47	21	14	8	4	—	—	—	—	—	—	—

See footnotes at end of table.

**Table 2. The State—Employees, Payroll, and Establishments by Industry: 2002—Con.**

[Excludes most government employees, railroad employees, and self-employed persons. Size class 1 to 4 includes establishments with payroll, but no employees, during mid-March pay period. (D) denotes figures withheld to avoid disclosing data for individual companies; the data are included in broader industry totals. For explanation of terms, abbreviations, and data reliability/comparability, see introductory text.]

NAICS code	Industry	Number of employees for week including March 12	Payroll (\$1,000)		Total number of establishments	Number of establishments by employment-size class														
			First quarter	Annual		1 to 4	5 to 9	10 to 19	20 to 49	50 to 99	100 to 249	250 to 499	500 to 999	1,000 or more						
<b>42</b>	<b>Wholesale trade—Con.</b>																			
422	Wholesale trade, nondurable goods—Con.																			
4226	Chemical & allied products whse—Con.																			
42261	Plastics materials & basic forms, shapes whse—Con.																			
422610	Plastics materials & basic forms, shapes whse .....	368	3 829	14 965	47	21	14	8	4	—	—	—	—	—	—	—	—	—	—	—
42269	Other chemical & allied products whse ..	1 453	16 863	65 899	191	101	46	24	18	2	—	—	—	—	—	—	—	—	—	—
422690	Other chemical & allied products whse ..	1 453	16 863	65 899	191	101	46	24	18	2	—	—	—	—	—	—	—	—	—	—
4227	Petroleum & petroleum products whse .....	1 590	25 388	84 261	102	40	21	15	19	4	3	—	—	—	—	—	—	—	—	—
42271	Petroleum bulk stations & terminals .....	1 399	22 814	76 344	76	26	14	12	18	3	3	—	—	—	—	—	—	—	—	—
422710	Petroleum bulk stations & terminals .....	1 399	22 814	76 344	76	26	14	12	18	3	3	—	—	—	—	—	—	—	—	—
42272	Petroleum prod whse (exc bulk sta, terminals) .....	191	2 574	7 917	26	14	7	3	1	1	—	—	—	—	—	—	—	—	—	—
422720	Petroleum prod whse (exc bulk sta, terminals) .....	191	2 574	7 917	26	14	7	3	1	1	—	—	—	—	—	—	—	—	—	—
4228	Beer, wine, distilled alcoholic beverage whse .....	2 927	30 412	119 139	47	14	—	9	11	4	5	4	—	—	—	—	—	—	—	—
42281	Beer & ale whse .....	2 155	22 106	86 136	29	4	—	5	10	4	4	2	—	—	—	—	—	—	—	—
422810	Beer & ale whse .....	2 155	22 106	86 136	29	4	—	5	10	4	4	2	—	—	—	—	—	—	—	—
42282	Wine & distilled alcoholic beverage whse ..	772	8 306	33 003	18	10	—	4	1	—	1	2	—	—	—	—	—	—	—	—
422820	Wine & distilled alcoholic beverage whse ..	772	8 306	33 003	18	10	—	4	1	—	1	2	—	—	—	—	—	—	—	—
4229	Miscellaneous nondurable goods whse .....	5 265	37 400	161 159	547	338	84	70	40	8	4	3	—	—	—	—	—	—	—	—
42291	Farm supplies whse .....	745	7 279	32 796	80	39	14	18	8	—	1	—	—	—	—	—	—	—	—	—
422910	Farm supplies whse .....	745	7 279	32 796	80	39	14	18	8	—	1	—	—	—	—	—	—	—	—	—
42292	Book, periodical & newspaper whse .....	919	6 341	26 865	66	42	8	7	5	2	1	1	—	—	—	—	—	—	—	—
422920	Book, periodical & newspaper whse .....	919	6 341	26 865	66	42	8	7	5	2	1	1	—	—	—	—	—	—	—	—
42293	Flower, nursery stock, florists' supplies whse .....	1 267	6 520	27 708	78	35	15	13	10	3	1	1	—	—	—	—	—	—	—	—
422930	Flower, nursery stock, florists' supplies whse .....	1 267	6 520	27 708	78	35	15	13	10	3	1	1	—	—	—	—	—	—	—	—
42294	Tobacco & tobacco product whse .....	586	5 730	22 906	13	7	1	1	3	—	—	1	—	—	—	—	—	—	—	—
422940	Tobacco & tobacco product whse .....	586	5 730	22 906	13	7	1	1	3	—	—	1	—	—	—	—	—	—	—	—
42295	Paint, varnish & supplies whse .....	314	2 394	9 959	44	22	8	12	2	—	—	—	—	—	—	—	—	—	—	—
422950	Paint, varnish & supplies whse .....	314	2 394	9 959	44	22	8	12	2	—	—	—	—	—	—	—	—	—	—	—
42299	Other miscellaneous nondurable goods whse ..	1 434	9 136	40 925	266	193	38	19	12	3	1	—	—	—	—	—	—	—	—	—
422990	Other miscellaneous nondurable goods whse ..	1 434	9 136	40 925	266	193	38	19	12	3	1	—	—	—	—	—	—	—	—	—
<b>44-45</b>	<b>Retail trade .....</b>	<b>279 830</b>	<b>1 597 952</b>	<b>6 664 207</b>	<b>17 431</b>	<b>7 407</b>	<b>4 691</b>	<b>2 707</b>	<b>1 530</b>	<b>488</b>	<b>506</b>	<b>81</b>	<b>19</b>	<b>2</b>						
441	Motor vehicle & parts dealers .....	41 409	370 450	1 533 520	1 963	697	497	382	207	90	70	17	2	1						
4411	Automobile dealers .....	27 519	276 408	1 140 881	653	267	86	70	71	76	64	17	1	1						
44111	New car dealers .....	24 655	253 776	1 047 144	293	47	21	28	47	69	63	16	1	1						
441110	New car dealers .....	24 655	253 776	1 047 144	293	47	21	28	47	69	63	16	1	1						
44112	Used car dealers .....	2 864	22 632	93 737	360	220	65	42	24	7	1	—	—	—						
441120	Used car dealers .....	2 864	22 632	93 737	360	220	65	42	24	7	1	—	—	—						
4412	Other motor vehicle dealers .....	3 756	32 351	128 222	304	154	65	48	26	6	4	—	1	—						
44121	Recreational vehicle dealers .....	1 596	17 062	60 455	86	34	15	22	8	3	4	—	—	—						
441210	Recreational vehicle dealers .....	1 596	17 062	60 455	86	34	15	22	8	3	4	—	—	—						
44122	Motorcycle & boat & other MV dealers .....	2 160	15 289	67 767	218	120	50	26	18	3	—	—	1	—						
441221	Motorcycle dealers .....	1 484	11 135	49 706	106	52	25	16	9	3	—	—	1	—						
441222	Boat dealers .....	337	2 099	8 822	51	25	16	8	2	—	—	—	—	—						
441229	All other motor vehicle dealers .....	339	2 055	9 239	61	43	9	2	7	—	—	—	—	—						
4413	Automotive parts, accessories & tire stores ..	10 134	61 691	264 417	1 006	276	346	264	110	8	2	—	—	—						
44131	Automotive parts, accessories & tire stores .....	6 873	40 918	169 655	689	212	231	164	73	7	2	—	—	—						
441310	Automotive parts, accessories & tire stores .....	6 873	40 918	169 655	689	212	231	164	73	7	2	—	—	—						
44132	Tire dealers .....	3 261	20 773	94 762	317	64	115	100	37	1	—	—	—	—						
441320	Tire dealers .....	3 261	20 773	94 762	317	64	115	100	37	1	—	—	—	—						
442	Furniture & home furnishing stores .....	9 917	63 980	263 274	1 224	665	265	186	89	13	6	—	—	—						
4421	Furniture stores .....	4 458	31 994	132 866	559	319	117	78	34	7	4	—	—	—						
44211	Furniture stores .....	4 458	31 994	132 866	559	319	117	78	34	7	4	—	—	—						
442110	Furniture stores .....	4 458	31 994	132 866	559	319	117	78	34	7	4	—	—	—						
4422	Home furnishings stores .....	5 459	31 986	130 408	665	346	148	108	55	6	2	—	—	—						
44221	Floor covering stores .....	2 422	19 844	81 321	272	144	54	44	26	2	2	—	—	—						
442210	Floor covering stores .....	2 422	19 844	81 321	272	144	54	44	26	2	2	—	—	—						
44229	Other home furnishings stores .....	3 037	12 142	49 087	393	202	94	64	29	4	—	—	—	—						
442291	Window treatment stores .....	257	1 970	5 731	71	55	13	2	1	—	—	—	—	—						
442299	All other home furnishings stores .....	2 780	10 172	43 356	322	147	81	62	28	4	—	—	—	—						
443	Electronics & appliance stores .....	10 272	64 464	276 527	785	424	224	70	40	14	10	2	—	1						
4431	Electronics & appliance stores .....	10 272	64 464	276 527	785	424	224	70	40	14	10	2	—	1						
44311	Appliance, TV & all other electronics stores .....	8 121	48 985	212 357	539	281	162	47	26	12	10	—	—	—						
443111	Household appliance stores .....	817	5 053	21 586	133	74	38	16	4	1	—	—	—	—						
443112	Radio, television & other electronics stores .....	7 304	43 932	190 771	406	207	124	31	22	11	10	—	—	—						
44312	Computer & software stores .....	1 866	14 153	58 081	206	125	45	20	12	2	—	2	—	—						
443120	Computer & software stores .....	1 866	14 153	58 081	206	125	45	20	12	2	—	2	—	—						
44313	Camera & photographic supplies stores .....	285	1 326	6 089	40	18	17	3	2	—	—	—	—	—						
443130	Camera & photographic supplies stores .....	285	1 326	6 089	40	18	17	3	2	—	—	—	—	—						



**Table 2. The State—Employees, Payroll, and Establishments by Industry: 2002—Con.**

[Excludes most government employees, railroad employees, and self-employed persons. Size class 1 to 4 includes establishments with payroll, but no employees, during mid-March pay period. (D) denotes figures withheld to avoid disclosing data for individual companies; the data are included in broader industry totals. For explanation of terms, abbreviations, and data reliability/comparability, see introductory text]

NAICS code	Industry	Number of employees for week including March 12	Payroll (\$1,000)		Total number of establishments	Number of establishments by employment-size class											
			First quarter	Annual		1 to 4	5 to 9	10 to 19	20 to 49	50 to 99	100 to 249	250 to 499	500 to 999	1,000 or more			
<b>44-45</b>	<b>Retail trade—Con.</b>																
452	General merchandise stores .....	44 788	190 918	804 378	551	164	67	33	74	44	122	36	11	—	—	—	—
4521	Department stores .....	34 100	144 459	590 289	188	10	1	3	3	34	98	30	9	—	—	—	—
45211	Department stores .....	34 100	144 459	590 289	188	10	1	3	3	34	98	30	9	—	—	—	—
452110	Department stores .....	34 100	144 459	590 289	188	10	1	3	3	34	98	30	9	—	—	—	—
4529	Other general merchandise stores .....	10 688	46 459	214 089	363	154	66	30	71	10	24	6	2	—	—	—	—
45291	Warehouse clubs & superstores .....	5 790	31 644	150 032	29	2	1	—	—	1	18	6	1	—	—	—	—
452910	Warehouse clubs & superstores .....	5 790	31 644	150 032	29	2	1	—	—	1	18	6	1	—	—	—	—
45299	All other general merchandise stores .....	4 898	14 815	64 057	334	152	65	30	71	9	6	—	1	—	—	—	—
452990	All other general merchandise stores .....	4 898	14 815	64 057	334	152	65	30	71	9	6	—	1	—	—	—	—
453	Miscellaneous store retailers .....	17 568	73 409	312 644	2 484	1 396	544	334	188	22	—	—	—	—	—	—	—
4531	Florists .....	1 626	5 081	19 657	254	136	70	35	10	3	—	—	—	—	—	—	—
45311	Florists .....	1 626	5 081	19 657	254	136	70	35	10	3	—	—	—	—	—	—	—
453110	Florists .....	1 626	5 081	19 657	254	136	70	35	10	3	—	—	—	—	—	—	—
4532	Office supplies, stationery & gift stores .....	5 884	21 565	92 098	803	411	202	114	71	5	—	—	—	—	—	—	—
45321	Office supplies & stationery stores .....	2 106	9 397	41 431	170	60	29	30	49	2	—	—	—	—	—	—	—
453210	Office supplies & stationery stores .....	2 106	9 397	41 431	170	60	29	30	49	2	—	—	—	—	—	—	—
45322	Gift, novelty & souvenir stores .....	3 778	12 168	50 667	633	351	173	84	22	3	—	—	—	—	—	—	—
453220	Gift, novelty & souvenir stores .....	3 778	12 168	50 667	633	351	173	84	22	3	—	—	—	—	—	—	—
4533	Used merchandise stores .....	3 493	12 558	53 549	352	167	63	72	44	6	—	—	—	—	—	—	—
45331	Used merchandise stores .....	3 493	12 558	53 549	352	167	63	72	44	6	—	—	—	—	—	—	—
453310	Used merchandise stores .....	3 493	12 558	53 549	352	167	63	72	44	6	—	—	—	—	—	—	—
4539	Other miscellaneous store retailers .....	6 565	34 205	147 340	1 075	682	209	113	63	8	—	—	—	—	—	—	—
45391	Pet & pet supplies stores .....	2 090	9 881	48 715	163	70	24	28	36	5	—	—	—	—	—	—	—
453910	Pet & pet supplies stores .....	2 090	9 881	48 715	163	70	24	28	36	5	—	—	—	—	—	—	—
45392	Art dealers .....	828	4 487	17 766	207	157	30	17	2	1	—	—	—	—	—	—	—
453920	Art dealers .....	828	4 487	17 766	207	157	30	17	2	1	—	—	—	—	—	—	—
45393	Manufactured (mobile) home dealers .....	798	6 314	22 967	187	125	48	11	3	—	—	—	—	—	—	—	—
453930	Manufactured (mobile) home dealers .....	798	6 314	22 967	187	125	48	11	3	—	—	—	—	—	—	—	—
45399	All other miscellaneous store retailers .....	2 849	13 523	57 892	518	330	107	57	22	2	—	—	—	—	—	—	—
453991	Tobacco stores .....	636	2 538	10 398	147	101	31	13	2	—	—	—	—	—	—	—	—
453998	All other misc store retailers (exc tobacco) .....	2 213	10 985	47 494	371	229	76	44	20	2	—	—	—	—	—	—	—
454	Nonstore retailers .....	8 644	72 843	303 480	742	469	125	82	44	7	8	5	2	—	—	—	—
4541	Electronic shopping & mail-order houses .....	5 668	53 364	214 745	249	147	38	32	15	3	7	5	2	—	—	—	—
45411	Electronic shopping & mail-order houses .....	5 668	53 364	214 745	249	147	38	32	15	3	7	5	2	—	—	—	—
454110	Electronic shopping & mail-order houses .....	5 668	53 364	214 745	249	147	38	32	15	3	7	5	2	—	—	—	—
4542	Vending machine operators .....	686	3 928	17 356	122	85	19	8	9	1	—	—	—	—	—	—	—
45421	Vending machine operators .....	686	3 928	17 356	122	85	19	8	9	1	—	—	—	—	—	—	—
454210	Vending machine operators .....	686	3 928	17 356	122	85	19	8	9	1	—	—	—	—	—	—	—
4543	Direct selling establishments .....	2 290	15 551	71 379	371	237	68	42	20	3	1	—	—	—	—	—	—
45431	Fuel dealers .....	593	5 509	22 923	74	29	28	12	4	1	—	—	—	—	—	—	—
454311	Heating oil dealers .....	(B)	(D)	(D)	3	—	1	1	1	—	—	—	—	—	—	—	—
454312	Liquified petroleum gas (bottled gas) dealers .....	506	5 143	21 204	62	23	25	10	3	1	—	—	—	—	—	—	—
454319	Other fuel dealers .....	(B)	(D)	(D)	9	6	2	1	—	—	—	—	—	—	—	—	—
45439	Other direct selling establishments .....	1 697	10 042	48 456	297	208	40	30	16	2	1	—	—	—	—	—	—
454390	Other direct selling establishments .....	1 697	10 042	48 456	297	208	40	30	16	2	1	—	—	—	—	—	—
<b>48-49</b>	<b>Transportation &amp; warehousing .....</b>	<b>80 663</b>	<b>633 774</b>	<b>2 639 053</b>	<b>2 698</b>	<b>1 558</b>	<b>432</b>	<b>323</b>	<b>223</b>	<b>83</b>	<b>54</b>	<b>15</b>	<b>4</b>	<b>6</b>			
481	Air transportation .....	16 604	181 135	718 328	102	47	18	12	6	5	8	1	3	2			
4811	Scheduled air transportation .....	16 163	176 694	697 981	59	24	9	6	2	5	7	1	3	2			
48111	Scheduled air transportation .....	16 163	176 694	697 981	59	24	9	6	2	5	7	1	3	2			
481111	Scheduled passenger air transportation .....	16 109	176 024	695 848	51	20	8	3	2	5	7	1	3	2			
481112	Scheduled freight air transportation .....	54	670	2 133	8	4	1	3	—	—	—	—	—	—			
4812	Nonscheduled air transportation .....	441	4 441	20 347	43	23	9	6	4	—	1	—	—	—			
48121	Nonscheduled air transportation .....	441	4 441	20 347	43	23	9	6	4	—	1	—	—	—			
481211	Nonscheduled chartered passenger air trans .....	341	3 688	15 540	24	11	6	3	3	—	1	—	—	—			
481212	Nonscheduled chartered freight air trans .....	22	201	954	6	4	1	1	—	—	—	—	—	—			
481219	Other nonscheduled air transportation ..	78	552	3 853	13	8	2	2	1	—	—	—	—	—			
483	Water transportation .....	(B)	(D)	(D)	3	2	—	—	—	1	—	—	—	—			
4831	Deep sea, coastal & Great Lakes water trans .....	(B)	(D)	(D)	3	2	—	—	—	1	—	—	—	—			
48311	Deep sea, coastal & Great Lakes water trans .....	(B)	(D)	(D)	3	2	—	—	—	1	—	—	—	—			
483111	Deep sea freight transportation .....	(B)	(D)	(D)	1	—	—	—	—	1	—	—	—	—			
483112	Deep sea passenger transportation .....	(A)	(D)	(D)	1	1	—	—	—	—	—	—	—	—			
483114	Coastal & Great Lakes passenger trans .....	(A)	(D)	(D)	1	1	—	—	—	—	—	—	—	—			
484	Truck transportation .....	31 490	231 432	963 713	1 427	881	206	169	112	30	22	5	1	1			
4841	General freight trucking .....	24 491	183 149	759 571	754	505	103	65	44	17	14	4	1	1			
48411	General freight trucking, local .....	2 083	15 858	65 820	310	222	43	21	16	6	2	—	—	—			
484110	General freight trucking, local .....	2 083	15 858	65 820	310	222	43	21	16	6	2	—	—	—			
48412	General freight trucking, long-distance .....	22 408	167 291	693 751	444	283	60	44	28	11	12	4	1	1			
484121	General freight trucking, long-distance, TL .....	19 663	140 379	584 785	351	243	44	34	17	5	4	2	1	1			
484122	General freight trucking, long-distance, LTL .....	2 745	26 912	108 966	93	40	16	10	11	6	8	2	—	—			
4842	Specialized freight trucking .....	6 999	48 283	204 142	673	376	103	104	68	13	8	1	—	—			
48421	Used household & office goods moving .....	2 325	14 468	59 659	158	86	13	29	19	8	2	1	—	—			
484210	Used household & office goods moving .....	2 325	14 468	59 659	158	86	13	29	19	8	2	1	—	—			
48422	Specialized freight (exc used) trucking, local .....	2 837	18 204	78 165	375	218	73	48	32	2	2	—	—	—			
484220	Specialized freight (exc used) trucking, local .....	2 837	18 204	78 165	375	218	73	48	32	2	2	—	—	—			

See footnotes at end of table.

**Table 2. The State—Employees, Payroll, and Establishments by Industry: 2002—Con.**

[Excludes most government employees, railroad employees, and self-employed persons. Size class 1 to 4 includes establishments with payroll, but no employees, during mid-March pay period. (D) denotes figures withheld to avoid disclosing data for individual companies; the data are included in broader industry totals. For explanation of terms, abbreviations, and data reliability/comparability, see introductory text]

NAICS code	Industry	Number of employees for week including March 12	Payroll (\$1,000)		Total number of establishments	Number of establishments by employment-size class								
			First quarter	Annual		1 to 4	5 to 9	10 to 19	20 to 49	50 to 99	100 to 249	250 to 499	500 to 999	1,000 or more
<b>48-49</b>	<b>Transportation &amp; warehousing—Con.</b>													
484	Truck transportation—Con.													
4842	Specialized freight trucking—Con.													
48423	Specialized freight (exc used) trucking, LDist .....	1 837	15 611	66 318	140	72	17	27	17	3	4	—	—	—
484230	Specialized freight (exc used) trucking, LDist .....	1 837	15 611	66 318	140	72	17	27	17	3	4	—	—	—
485	Transit & ground passenger transportation .....	6 527	37 946	155 889	190	66	39	29	26	16	10	3	—	1
4851	Urban transit systems .....	2 899	21 533	88 424	25	3	4	6	5	1	3	2	—	1
48511	Urban transit systems .....	2 899	21 533	88 424	25	3	4	6	5	1	3	2	—	1
485111	Mixed mode transit systems .....	(E)	(D)	(D)	9	1	4	2	1	—	1	—	—	—
485113	Bus & other motor vehicle transit systems .....	(H)	(D)	(D)	15	2	—	4	3	1	2	2	—	1
485119	Other urban transit systems .....	(B)	(D)	(D)	1	—	—	—	1	—	—	—	—	—
4852	Interurban & rural bus transportation .....	507	3 539	13 926	17	5	4	2	3	1	2	—	—	—
48521	Interurban & rural bus transportation .....	507	3 539	13 926	17	5	4	2	3	1	2	—	—	—
485210	Interurban & rural bus transportation .....	507	3 539	13 926	17	5	4	2	3	1	2	—	—	—
4853	Taxi & limousine service .....	(F)	(D)	(D)	50	21	13	8	5	3	—	—	—	—
48531	Taxi service .....	(C)	(D)	(D)	23	9	5	6	3	—	—	—	—	—
485310	Taxi service .....	(C)	(D)	(D)	23	9	5	6	3	—	—	—	—	—
48532	Limousine service .....	319	1 314	4 953	27	12	8	2	2	3	—	—	—	—
485320	Limousine service .....	319	1 314	4 953	27	12	8	2	2	3	—	—	—	—
4854	School & employee bus transportation .....	(E)	(D)	(D)	13	3	1	2	3	4	—	—	—	—
48541	School & employee bus transportation .....	(E)	(D)	(D)	13	3	1	2	3	4	—	—	—	—
485410	School & employee bus transportation .....	(E)	(D)	(D)	13	3	1	2	3	4	—	—	—	—
4855	Charter bus industry .....	384	1 532	6 438	22	5	6	6	2	3	—	—	—	—
48551	Charter bus industry .....	384	1 532	6 438	22	5	6	6	2	3	—	—	—	—
485510	Charter bus industry .....	384	1 532	6 438	22	5	6	6	2	3	—	—	—	—
4859	Oth transit & ground passenger transportation .....	1 784	7 830	33 448	63	29	11	5	8	4	5	1	—	—
48599	Oth transit & ground passenger transportation .....	1 784	7 830	33 448	63	29	11	5	8	4	5	1	—	—
485991	Special needs transportation .....	716	3 318	14 651	25	11	3	—	6	2	3	—	—	—
485999	All other transit & ground passenger trans .....	1 068	4 512	18 797	38	18	8	5	2	2	2	1	—	—
486	Pipeline transportation .....	(C)	(D)	(D)	32	17	6	5	4	—	—	—	—	—
4862	Pipeline transportation of natural gas .....	(C)	(D)	(D)	27	14	5	5	3	—	—	—	—	—
48621	Pipeline transportation of natural gas .....	(C)	(D)	(D)	27	14	5	5	3	—	—	—	—	—
486210	Pipeline transportation of natural gas .....	(C)	(D)	(D)	27	14	5	5	3	—	—	—	—	—
4869	Other pipeline transportation .....	(B)	(D)	(D)	5	3	1	—	1	—	—	—	—	—
48699	All other pipeline transportation .....	(B)	(D)	(D)	5	3	1	—	1	—	—	—	—	—
486990	All other pipeline transportation .....	(B)	(D)	(D)	5	3	1	—	1	—	—	—	—	—
487	Scenic & sightseeing transportation .....	(F)	(D)	(D)	38	18	4	9	5	1	—	1	—	—
4871	Scenic & sightseeing transportation, land .....	(E)	(D)	(D)	13	7	—	3	2	—	—	1	—	—
48711	Scenic & sightseeing transportation, land .....	(E)	(D)	(D)	13	7	—	3	2	—	—	1	—	—
487110	Scenic & sightseeing transportation, land .....	(E)	(D)	(D)	13	7	—	3	2	—	—	1	—	—
4872	Scenic & sightseeing transportation, water .....	(B)	(D)	(D)	12	8	1	2	1	—	—	—	—	—
48721	Scenic & sightseeing transportation, water .....	(B)	(D)	(D)	12	8	1	2	1	—	—	—	—	—
487210	Scenic & sightseeing transportation, water .....	(B)	(D)	(D)	12	8	1	2	1	—	—	—	—	—
4879	Scenic & sightseeing transportation, other .....	(C)	(D)	(D)	13	3	3	4	2	1	—	—	—	—
48799	Scenic & sightseeing transportation, other .....	(C)	(D)	(D)	13	3	3	4	2	1	—	—	—	—
487990	Scenic & sightseeing transportation, other .....	(C)	(D)	(D)	13	3	3	4	2	1	—	—	—	—
488	Transportation support activities .....	13 437	86 037	390 615	549	331	101	63	31	16	4	2	—	1
4881	Air transportation support activities .....	2 240	19 506	86 276	110	54	18	19	8	6	3	2	—	—
48811	Airport operations .....	952	6 880	26 849	35	12	9	7	2	2	2	1	—	—
488111	Air traffic control .....	(B)	(D)	(D)	6	1	3	2	—	—	—	—	—	—
488119	Other airport operations .....	(F)	(D)	(D)	29	11	6	5	2	2	2	1	—	—
48819	Other air transportation support activities .....	1 288	12 626	59 427	75	42	9	12	6	4	1	1	—	—
488190	Other air transportation support activities .....	1 288	12 626	59 427	75	42	9	12	6	4	1	1	—	—
4882	Rail transportation support activities .....	(C)	(D)	(D)	8	3	—	2	2	1	—	—	—	—
48821	Rail transportation support activities .....	(C)	(D)	(D)	8	3	—	2	2	1	—	—	—	—
488210	Rail transportation support activities .....	(C)	(D)	(D)	8	3	—	2	2	1	—	—	—	—
4883	Water transportation support activities .....	(A)	(D)	(D)	3	3	—	—	—	—	—	—	—	—
48839	Other water transportation support activities .....	(A)	(D)	(D)	3	3	—	—	—	—	—	—	—	—
488390	Other water transportation support activities .....	(A)	(D)	(D)	3	3	—	—	—	—	—	—	—	—
4884	Road transportation support activities .....	1 328	7 894	34 333	175	107	36	19	7	6	—	—	—	—
48841	Motor vehicle towing .....	960	5 541	24 068	144	90	30	15	5	4	—	—	—	—
488410	Motor vehicle towing .....	960	5 541	24 068	144	90	30	15	5	4	—	—	—	—
48849	Other road transportation support activities .....	368	2 353	10 265	31	17	6	4	2	2	—	—	—	—
488490	Other road transportation support activities .....	368	2 353	10 265	31	17	6	4	2	2	—	—	—	—
4885	Freight transportation arrangement .....	9 587	57 061	263 727	222	137	46	21	13	3	1	—	—	1
48851	Freight transportation arrangement .....	9 587	57 061	263 727	222	137	46	21	13	3	1	—	—	1
488510	Freight transportation arrangement .....	9 587	57 061	263 727	222	137	46	21	13	3	1	—	—	1
4889	Other transportation support activities .....	(C)	(D)	(D)	31	27	1	2	1	—	—	—	—	—
48899	Other transportation support activities .....	(C)	(D)	(D)	31	27	1	2	1	—	—	—	—	—
488991	Packing & crating .....	(B)	(D)	(D)	27	26	1	—	—	—	—	—	—	—
488999	All other transportation support activities .....	(B)	(D)	(D)	4	1	—	2	1	—	—	—	—	—

See footnotes at end of table.

**Table 2. The State—Employees, Payroll, and Establishments by Industry: 2002—Con.**

[Excludes most government employees, railroad employees, and self-employed persons. Size class 1 to 4 includes establishments with payroll, but no employees, during mid-March pay period. (D) denotes figures withheld to avoid disclosing data for individual companies; the data are included in broader industry totals. For explanation of terms, abbreviations, and data reliability/comparability, see introductory text]

NAICS code	Industry	Number of employees for week including March 12	Payroll (\$1,000)		Total number of establishments	Number of establishments by employment-size class								
			First quarter	Annual		1 to 4	5 to 9	10 to 19	20 to 49	50 to 99	100 to 249	250 to 499	500 to 999	1,000 or more
<b>48-49</b>	<b>Transportation &amp; warehousing—Con.</b>													
492	Couriers & messengers .....	10 339	77 946	336 417	260	148	41	21	29	8	9	3	—	1
4921	Couriers .....	9 180	70 656	305 011	139	76	20	9	19	3	8	3	—	1
49211	Couriers .....	9 180	70 656	305 011	139	76	20	9	19	3	8	3	—	1
492110	Couriers .....	9 180	70 656	305 011	139	76	20	9	19	3	8	3	—	1
4922	Local messengers & local delivery .....	1 159	7 290	31 406	121	72	21	12	10	5	1	—	—	—
49221	Local messengers & local delivery .....	1 159	7 290	31 406	121	72	21	12	10	5	1	—	—	—
492210	Local messengers & local delivery .....	1 159	7 290	31 406	121	72	21	12	10	5	1	—	—	—
493	Warehousing & storage .....	1 285	8 710	37 229	97	48	17	15	10	6	1	—	—	—
4931	Warehousing & storage .....	1 285	8 710	37 229	97	48	17	15	10	6	1	—	—	—
49311	General warehousing & storage .....	694	4 384	22 340	63	38	7	10	5	2	1	—	—	—
493110	General warehousing & storage .....	694	4 384	22 340	63	38	7	10	5	2	1	—	—	—
49312	Refrigerated warehousing & storage .....	276	2 233	6 967	10	1	2	3	1	3	—	—	—	—
493120	Refrigerated warehousing & storage .....	276	2 233	6 967	10	1	2	3	1	3	—	—	—	—
49313	Farm product warehousing & storage .....	82	676	2 261	4	—	1	1	2	—	—	—	—	—
493130	Farm product warehousing & storage .....	82	676	2 261	4	—	1	1	2	—	—	—	—	—
49319	Other warehousing & storage .....	233	1 417	5 661	20	9	7	1	2	1	—	—	—	—
493190	Other warehousing & storage .....	233	1 417	5 661	20	9	7	1	2	1	—	—	—	—
<b>51</b>	<b>Information .....</b>	<b>54 430</b>	<b>678 084</b>	<b>2 566 725</b>	<b>2 165</b>	<b>1 114</b>	<b>362</b>	<b>263</b>	<b>204</b>	<b>115</b>	<b>78</b>	<b>10</b>	<b>14</b>	<b>5</b>
511	Publishing industries .....	13 976	240 519	925 966	548	289	87	72	57	25	11	1	4	2
5111	Newspaper, periodical, book, database publishers .....	8 185	77 560	320 853	353	192	51	50	34	16	7	—	2	1
51111	Newspaper publishers .....	5 715	51 741	206 507	111	43	16	16	22	8	3	—	2	1
511110	Newspaper publishers .....	5 715	51 741	206 507	111	43	16	16	22	8	3	—	2	1
51112	Periodical publishers .....	1 317	12 487	52 246	133	77	19	24	7	4	2	—	—	—
511120	Periodical publishers .....	1 317	12 487	52 246	133	77	19	24	7	4	2	—	—	—
51113	Book publishers .....	391	3 518	14 071	50	36	7	4	2	—	1	—	—	—
511130	Book publishers .....	391	3 518	14 071	50	36	7	4	2	—	1	—	—	—
51114	Database and directory publishers .....	431	6 505	28 662	30	21	4	—	3	1	1	—	—	—
511140	Database and directory publishers .....	431	6 505	28 662	30	21	4	—	3	1	1	—	—	—
51119	Other publishers .....	331	3 309	19 367	29	15	5	6	—	3	—	—	—	—
511199	All other publishers .....	331	3 309	19 367	29	15	5	6	—	3	—	—	—	—
512	Software publishers .....	5 791	162 959	605 113	195	97	36	22	23	9	4	1	2	1
5121	Software publishers .....	5 791	162 959	605 113	195	97	36	22	23	9	4	1	2	1
51210	Software publishers .....	5 791	162 959	605 113	195	97	36	22	23	9	4	1	2	1
512	Motion picture & sound recording industries .....	3 739	12 279	50 764	257	154	27	23	26	19	8	—	—	—
5121	Motion picture & video industries .....	3 643	11 535	47 432	216	118	24	22	25	19	8	—	—	—
51211	Motion picture & video production .....	371	4 179	16 144	104	87	10	3	3	1	—	—	—	—
512110	Motion picture & video production .....	371	4 179	16 144	104	87	10	3	3	1	—	—	—	—
51212	Motion picture & video distribution .....	(D)	(D)	(D)	3	2	—	1	—	—	—	—	—	—
512120	Motion picture & video distribution .....	(B)	(D)	(D)	3	2	—	1	—	—	—	—	—	—
51213	Motion picture & video exhibition .....	3 136	6 619	28 424	80	7	9	17	22	17	8	—	—	—
512131	Motion picture theaters (except drive-ins) .....	(H)	(D)	(D)	74	6	9	15	21	15	8	—	—	—
512132	Drive-in motion picture theaters .....	(C)	(D)	(D)	6	1	—	2	1	2	—	—	—	—
51219	Postprod & other movie & video industries .....	(C)	(D)	(D)	29	22	5	1	—	1	—	—	—	—
512191	Teleproduction & oth postproduction services .....	(C)	(D)	(D)	27	21	4	1	—	1	—	—	—	—
512199	Other motion picture & video industries .....	(A)	(D)	(D)	2	1	—	—	—	—	—	—	—	—
5122	Sound recording industries .....	96	744	3 332	41	36	3	1	1	—	—	—	—	—
51221	Record production .....	(A)	(D)	(D)	6	6	—	—	—	—	—	—	—	—
512210	Record production .....	(A)	(D)	(D)	6	6	—	—	—	—	—	—	—	—
51222	Integrated record production, distribution .....	(A)	(D)	(D)	3	3	—	—	—	—	—	—	—	—
512220	Integrated record production, distribution .....	(A)	(D)	(D)	3	3	—	—	—	—	—	—	—	—
51223	Music publishers .....	(A)	(D)	(D)	9	8	1	—	—	—	—	—	—	—
512230	Music publishers .....	(A)	(D)	(D)	9	8	1	—	—	—	—	—	—	—
51224	Sound recording studios .....	(B)	(D)	(D)	13	12	1	—	—	—	—	—	—	—
512240	Sound recording studios .....	(B)	(D)	(D)	13	12	1	—	—	—	—	—	—	—
51229	Other sound recording industries .....	(B)	(D)	(D)	10	7	1	1	1	—	—	—	—	—
512290	Other sound recording industries .....	(B)	(D)	(D)	10	7	1	1	1	—	—	—	—	—
513	Broadcasting & telecommunications .....	25 150	292 252	1 100 629	934	418	195	122	93	54	41	5	3	3
5131	Radio & television broadcasting .....	3 931	51 622	191 048	144	37	30	25	33	9	9	1	—	—
51311	Radio broadcasting .....	2 093	30 110	96 211	112	30	24	23	26	7	2	—	—	—
513111	Radio networks .....	90	372	2 180	15	8	5	1	1	—	—	—	—	—
513112	Radio stations .....	2 003	29 738	94 031	97	22	19	22	25	7	2	—	—	—
51312	Television broadcasting .....	1 838	21 512	94 837	32	7	6	2	7	2	7	1	—	—
513120	Television broadcasting .....	1 838	21 512	94 837	32	7	6	2	7	2	7	1	—	—
5132	Cable networks & program distribution .....	2 955	26 369	107 045	75	35	10	14	7	4	4	—	—	1
51321	Cable networks .....	136	909	2 838	11	7	—	2	1	1	—	—	—	—
513210	Cable networks .....	136	909	2 838	11	7	—	2	1	1	—	—	—	—
51322	Cable & other program distribution .....	2 819	25 460	104 207	64	28	10	12	6	3	4	—	—	1
513220	Cable & other program distribution .....	2 819	25 460	104 207	64	28	10	12	6	3	4	—	—	1
5133	Telecommunications .....	18 264	214 261	802 536	715	346	155	83	53	41	28	4	3	2
51331	Wired telecommunications carriers .....	15 193	178 053	668 827	481	238	78	58	42	32	25	4	2	2
513310	Wired telecommunications carriers .....	15 193	178 053	668 827	481	238	78	58	42	32	25	4	2	2
51332	Wireless telecom carriers (exc satellite) .....	2 583	30 468	110 565	174	74	62	20	7	7	3	—	1	—
513321	Paging .....	279	2 647	9 958	23	14	4	2	2	—	1	—	—	—
513322	Cellular & other wireless telecommunications .....	2 304	27 821	100 607	151	60	58	18	5	7	2	—	1	—
51333	Telecommunications resellers .....	222	2 006	8 055	36	20	11	3	2	—	—	—	—	—
513330	Telecommunications resellers .....	222	2 006	8 055	36	20	11	3	2	—	—	—	—	—
51334	Satellite telecommunications .....	215	3 242	13 820	15	9	2	1	1	2	—	—	—	—
513340	Satellite telecommunications .....	215	3 242	13 820	15	9	2	1	1	2	—	—	—	—
51339	Other telecommunications .....	51	492	1 269	9	5	2	1	1	—	—	—	—	—
513390	Other telecommunications .....	51	492	1 269	9	5	2	1	1	—	—	—	—	—

See footnotes at end of table.

**Table 2. The State—Employees, Payroll, and Establishments by Industry: 2002—Con.**

[Excludes most government employees, railroad employees, and self-employed persons. Size class 1 to 4 includes establishments with payroll, but no employees, during mid-March pay period. (D) denotes figures withheld to avoid disclosing data for individual companies; the data are included in broader industry totals. For explanation of terms, abbreviations, and data reliability/comparability, see introductory text]

NAICS code	Industry	Number of employees for week including March 12	Payroll (\$1,000)		Total number of establishments	Number of establishments by employment-size class											
			First quarter	Annual		1 to 4	5 to 9	10 to 19	20 to 49	50 to 99	100 to 249	250 to 499	500 to 999	1,000 or more			
<b>51</b>	<b>Information—Con.</b>																
514	Information & data processing services .....	11 565	133 034	489 366	426	253	53	46	28	17	18	4	7	—	—	—	—
5141	Information services .....	2 466	30 264	98 548	196	134	21	21	12	4	1	2	1	—	—	—	—
51411	News syndicates .....	192	1 806	6 931	8	2	1	1	3	1	—	—	—	—	—	—	—
514110	News syndicates .....	192	1 806	6 931	8	2	1	1	3	1	—	—	—	—	—	—	—
51412	Libraries & archives .....	81	316	1 262	24	18	4	2	—	—	—	—	—	—	—	—	—
514120	Libraries & archives .....	81	316	1 262	24	18	4	2	—	—	—	—	—	—	—	—	—
51419	Other information services .....	2 193	28 142	90 355	164	114	16	18	9	3	1	2	1	—	—	—	—
514191	On-line information services .....	2 010	26 428	83 603	143	102	11	16	8	2	1	2	1	—	—	—	—
514199	All other information services .....	183	1 714	6 752	21	12	5	2	1	1	—	—	—	—	—	—	—
5142	Data processing services .....	9 099	102 770	390 818	230	119	32	25	16	13	17	2	6	—	—	—	—
51421	Data processing services .....	9 099	102 770	390 818	230	119	32	25	16	13	17	2	6	—	—	—	—
514210	Data processing services .....	9 099	102 770	390 818	230	119	32	25	16	13	17	2	6	—	—	—	—
<b>52</b>	<b>Finance &amp; insurance .....</b>	<b>109 145</b>	<b>1 222 654</b>	<b>4 624 398</b>	<b>8 003</b>	<b>4 886</b>	<b>1 310</b>	<b>956</b>	<b>518</b>	<b>151</b>	<b>119</b>	<b>40</b>	<b>16</b>	<b>7</b>			
521	Monetary authorities - central bank .....	(B)	(D)	(D)	1	—	—	—	—	1	—	—	—	—	—	—	—
5211	Monetary authorities - central bank .....	(B)	(D)	(D)	1	—	—	—	—	1	—	—	—	—	—	—	—
52111	Monetary authorities - central bank .....	(B)	(D)	(D)	1	—	—	—	—	1	—	—	—	—	—	—	—
521110	Monetary authorities - central bank .....	(B)	(D)	(D)	1	—	—	—	—	1	—	—	—	—	—	—	—
522	Credit intermediation & related activities .....	62 772	662 514	2 450 155	3 351	1 459	694	691	343	68	56	24	13	3			
5221	Depository credit intermediation .....	30 383	289 830	1 011 265	1 529	426	335	494	209	25	19	13	8	—	—	—	—
52211	Commercial banking .....	25 982	251 716	853 439	1 180	309	224	417	182	13	15	12	8	—	—	—	—
522110	Commercial banking .....	25 982	251 716	853 439	1 180	309	224	417	182	13	15	12	8	—	—	—	—
52212	Savings institutions .....	(G)	(D)	(D)	144	57	59	20	5	2	1	—	—	—	—	—	—
522120	Savings institutions .....	(G)	(D)	(D)	144	57	59	20	5	2	1	—	—	—	—	—	—
52213	Credit unions .....	3 258	25 738	103 283	202	58	52	56	22	10	3	1	—	—	—	—	—
522130	Credit unions .....	3 258	25 738	103 283	202	58	52	56	22	10	3	1	—	—	—	—	—
52219	Other depository credit intermediation .....	(A)	(D)	(D)	3	2	—	1	—	—	—	—	—	—	—	—	—
522190	Other depository credit intermediation .....	(A)	(D)	(D)	3	2	—	1	—	—	—	—	—	—	—	—	—
5222	Nondepository credit intermediation .....	26 696	318 030	1 178 812	1 069	538	230	123	95	34	31	10	5	3			
52221	Credit card issuing .....	7 573	58 126	205 420	69	17	11	4	9	8	15	2	2	1			
522210	Credit card issuing .....	7 573	58 126	205 420	69	17	11	4	9	8	15	2	2	1			
52222	Sales financing .....	5 456	72 397	257 590	177	95	28	14	18	8	8	5	—	—	—	—	—
522220	Sales financing .....	5 456	72 397	257 590	177	95	28	14	18	8	8	5	—	—	—	—	—
52229	Other nondepository credit intermediation .....	13 667	187 507	715 802	823	426	191	105	68	18	8	3	3	1			
522291	Consumer lending .....	6 365	75 524	253 690	126	75	30	10	2	1	2	2	3	1			
522292	Real estate credit .....	6 768	107 825	445 033	592	291	128	87	62	17	6	1	—	—	—	—	—
522293	International trade financing .....	(A)	(D)	(D)	4	4	—	—	—	—	—	—	—	—	—	—	—
522294	Secondary market financing .....	(A)	(D)	(D)	4	3	—	1	—	—	—	—	—	—	—	—	—
522298	All oth nondepository credit intermediation .....	513	3 691	15 363	97	53	33	7	4	—	—	—	—	—	—	—	—
5223	Activities related to credit intermediation .....	5 693	54 654	260 078	753	495	129	74	39	9	6	1	—	—	—	—	—
52231	Mortgage & nonmortgage brokers .....	3 125	34 921	177 096	345	187	63	58	28	7	1	1	—	—	—	—	—
522310	Mortgage & nonmortgage brokers .....	3 125	34 921	177 096	345	187	63	58	28	7	1	1	—	—	—	—	—
52232	Financial clearinghouse & reserve activities .....	780	7 104	29 416	53	39	5	2	4	—	3	—	—	—	—	—	—
522320	Financial clearinghouse & reserve activities .....	780	7 104	29 416	53	39	5	2	4	—	3	—	—	—	—	—	—
52239	Other credit intermediation activities .....	1 788	12 629	53 566	355	269	61	14	7	2	2	—	—	—	—	—	—
522390	Other credit intermediation activities .....	1 788	12 629	53 566	355	269	61	14	7	2	2	—	—	—	—	—	—
523	Security, commodity contracts & like activity .....	10 201	159 122	608 171	1 349	1 034	150	77	48	22	16	1	—	1			
5231	Scrtcy & comdty contracts intermed & brokerage .....	6 201	112 455	423 821	642	456	82	40	33	17	13	1	—	—	—	—	—
52311	Investment banking & securities dealing ..	786	18 116	66 187	83	50	16	6	7	4	—	—	—	—	—	—	—
523110	Investment banking & securities dealing .....	786	18 116	66 187	83	50	16	6	7	4	—	—	—	—	—	—	—
52312	Securities brokerage .....	5 323	91 700	349 514	531	382	64	33	25	13	13	1	—	—	—	—	—
523120	Securities brokerage .....	5 323	91 700	349 514	531	382	64	33	25	13	13	1	—	—	—	—	—
52313	Commodity contracts dealing .....	(A)	(D)	(D)	9	9	—	—	—	—	—	—	—	—	—	—	—
523130	Commodity contracts dealing .....	(A)	(D)	(D)	9	9	—	—	—	—	—	—	—	—	—	—	—
52314	Commodity contracts brokerage .....	(B)	(D)	(D)	19	15	2	1	1	—	—	—	—	—	—	—	—
523140	Commodity contracts brokerage .....	(B)	(D)	(D)	19	15	2	1	1	—	—	—	—	—	—	—	—
5232	Securities & commodity exchanges .....	(A)	(D)	(D)	4	3	1	—	—	—	—	—	—	—	—	—	—
52321	Securities & commodity exchanges .....	(A)	(D)	(D)	4	3	1	—	—	—	—	—	—	—	—	—	—
523210	Securities & commodity exchanges .....	(A)	(D)	(D)	4	3	1	—	—	—	—	—	—	—	—	—	—
5239	Other financial investment activities .....	(H)	(D)	(D)	703	575	67	37	15	5	3	—	—	—	—	—	—
52391	Miscellaneous intermediation .....	566	7 892	29 997	112	90	9	8	4	—	1	—	—	—	—	—	—
523910	Miscellaneous intermediation .....	566	7 892	29 997	112	90	9	8	4	—	1	—	—	—	—	—	—
52392	Portfolio management .....	1 848	23 980	87 966	147	116	16	9	2	1	2	—	—	—	—	—	—
523920	Portfolio management .....	1 848	23 980	87 966	147	116	16	9	2	1	2	—	—	—	—	—	—
52393	Investment advice .....	1 092	9 077	42 901	369	316	32	12	7	2	—	—	—	—	—	—	—
523930	Investment advice .....	1 092	9 077	42 901	369	316	32	12	7	2	—	—	—	—	—	—	—
52399	All other financial investment activities .....	(E)	(D)	(D)	75	53	10	8	2	2	—	—	—	—	—	—	—
523991	Trust, fiduciary & custody activities .....	452	5 377	21 916	59	38	10	7	2	2	—	—	—	—	—	—	—
523999	Miscellaneous financial investment activities .....	(B)	(D)	(D)	16	15	—	1	—	—	—	—	—	—	—	—	—
524	Insurance carriers & related activities .....	35 743	397 421	1 552 630	3 231	2 343	456	181	123	60	47	15	3	3			
5241	Insurance carriers .....	21 442	275 257	1 037 302	720	362	132	65	73	38	33	13	2	2			
52411	Direct life, health, medical insurance carriers .....	8 689	119 643	422 294	246	115	38	24	30	18	14	6	—	1			
524113	Direct life insurance carriers .....	4 122	50 464	183 139	171	90	25	18	17	12	7	2	—	—	—	—	—
524114	Direct health & medical insurance carriers .....	4 567	69 179	239 155	75	25	13	6	13	6	7	4	—	1			
52412	Other direct insurance carriers .....	12 396	150 521	595 957	465	243	94	39	41	20	19	6	2	1			
524126	Direct property & casualty insurance carriers .....	9 220	113 645	452 156	218	128	24	12	21	11	13	6					

**Table 2. The State—Employees, Payroll, and Establishments by Industry: 2002—Con.**

[Excludes most government employees, railroad employees, and self-employed persons. Size class 1 to 4 includes establishments with payroll, but no employees, during mid-March pay period. (D) denotes figures withheld to avoid disclosing data for individual companies; the data are included in broader industry totals. For explanation of terms, abbreviations, and data reliability/comparability, see introductory text]

NAICS code	Industry	Number of employees for week including March 12	Payroll (\$1,000)		Total number of establishments	Number of establishments by employment-size class										
			First quarter	Annual		1 to 4	5 to 9	10 to 19	20 to 49	50 to 99	100 to 249	250 to 499	500 to 999	1,000 or more		
<b>52</b>	<b>Finance &amp; insurance—Con.</b>															
524	Insurance carriers & related activities—Con.															
5242	Agencies & other insurance related activities	14 301	122 164	515 328	2 511	1 981	324	116	50	22	14	2	1	1		
52421	Insurance agencies & brokerages	10 945	93 010	400 458	2 299	1 845	301	93	34	17	7	—	1	1		
524210	Insurance agencies & brokerages	10 945	93 010	400 458	2 299	1 845	301	93	34	17	7	—	1	1		
52429	Other insurance related activities	3 356	29 154	114 870	212	136	23	16	5	7	2	—	—	—		
524291	Claims adjusting	339	3 640	14 371	72	55	8	6	2	1	—	—	—	—		
524292	Insurance & pension funds, third party admin	2 511	21 716	84 042	96	50	11	12	4	5	2	—	—	—		
524298	All other insurance related activities	506	3 798	16 457	44	31	4	5	2	—	2	—	—	—		
525	Funds, trusts, & other financial vehicles (part)	(E)	(D)	(D)	71	50	10	7	4	—	—	—	—	—		
5259	Other investment pools & funds	(E)	(D)	(D)	71	50	10	7	4	—	—	—	—	—		
52591	Open-end investment funds	(A)	(D)	(D)	7	6	—	1	—	—	—	—	—	—		
525910	Open-end investment funds	(A)	(D)	(D)	7	6	—	1	—	—	—	—	—	—		
52593	Real estate investment trusts	207	2 235	7 441	35	20	9	5	1	—	—	—	—	—		
525930	Real estate investment trusts	207	2 235	7 441	35	20	9	5	1	—	—	—	—	—		
52599	Other financial vehicles	(C)	(D)	(D)	29	24	1	1	3	—	—	—	—	—		
525990	Other financial vehicles	(C)	(D)	(D)	29	24	1	1	3	—	—	—	—	—		
<b>53</b>	<b>Real estate &amp; rental &amp; leasing</b>	<b>44 398</b>	<b>303 255</b>	<b>1 305 798</b>	<b>6 738</b>	<b>4 771</b>	<b>1 074</b>	<b>557</b>	<b>220</b>	<b>75</b>	<b>25</b>	<b>11</b>	<b>3</b>	<b>2</b>		
531	Real estate	30 116	213 029	930 055	5 506	4 281	692	320	140	47	16	6	2	2		
5311	Lessors of real estate	8 697	46 825	192 677	1 740	1 331	244	97	44	16	7	1	—	—		
53111	Lessors of residential buildings & dwellings	4 170	21 494	85 211	710	507	117	51	21	8	6	—	—	—		
531110	Lessors of residential buildings & dwellings	4 170	21 494	85 211	710	507	117	51	21	8	6	—	—	—		
53112	Lessors of nonres bldg (exc miniwarehouses)	2 098	15 740	66 955	401	305	57	17	14	7	1	—	—	—		
531120	Lessors of nonres bldg (exc miniwarehouses)	2 098	15 740	66 955	401	305	57	17	14	7	1	—	—	—		
53113	Lessors of miniwarehouses & self storage units	692	2 582	11 538	257	236	14	7	—	—	—	—	—	—		
531130	Lessors of miniwarehouses & self storage units	692	2 582	11 538	257	236	14	7	—	—	—	—	—	—		
53119	Lessors of other real estate property	1 737	7 009	28 973	372	283	56	22	9	1	—	1	—	—		
531190	Lessors of other real estate property	1 737	7 009	28 973	372	283	56	22	9	1	—	1	—	—		
5312	Offices of real estate agents & brokers	7 104	61 571	291 187	2 120	1 827	171	79	35	4	2	—	2	—		
53121	Offices of real estate agents & brokers	7 104	61 571	291 187	2 120	1 827	171	79	35	4	2	—	2	—		
531210	Offices of real estate agents & brokers	7 104	61 571	291 187	2 120	1 827	171	79	35	4	2	—	2	—		
5313	Activities related to real estate	14 315	104 633	446 191	1 646	1 123	277	144	61	27	7	5	—	2		
53131	Real estate property managers	11 214	78 674	318 556	826	472	177	96	46	22	7	4	—	2		
531311	Residential property managers	9 446	64 711	260 829	569	298	138	71	34	15	7	4	—	2		
531312	Nonresidential property managers	1 768	13 963	57 727	257	174	39	25	12	7	—	—	—	—		
53132	Offices of real estate appraisers	1 086	8 709	43 209	354	288	42	21	2	1	—	—	—	—		
531320	Offices of real estate appraisers	1 086	8 709	43 209	354	288	42	21	2	1	—	—	—	—		
53139	Other activities related to real estate	2 015	17 250	84 426	466	363	58	27	13	4	—	1	—	—		
531390	Other activities related to real estate	2 015	17 250	84 426	466	363	58	27	13	4	—	1	—	—		
532	Rental & leasing services	13 874	86 933	360 127	1 193	465	378	232	76	28	8	5	1	—		
5321	Automotive equipment rental & leasing	5 414	31 373	130 930	251	128	61	17	21	13	6	4	1	—		
53211	Passenger car rental & leasing	4 128	22 410	93 841	117	61	22	6	8	10	5	4	1	—		
532111	Passenger car rental	(H)	(D)	(D)	103	48	22	5	8	10	5	4	1	—		
532112	Passenger car leasing	(B)	(D)	(D)	14	13	—	1	—	—	—	—	—	—		
53212	Truck, utility trailer & RV rental & leasing	1 286	8 963	37 089	134	67	39	11	13	3	1	—	—	—		
532120	Truck, utility trailer & RV rental & leasing	1 286	8 963	37 089	134	67	39	11	13	3	1	—	—	—		
5322	Consumer goods rental	4 814	21 771	90 579	571	182	208	153	24	2	1	1	—	—		
53221	Consumer electronics & appliances rental	(E)	(D)	(D)	64	20	42	1	1	—	—	—	—	—		
532210	Consumer electronics & appliances rental	(E)	(D)	(D)	64	20	42	1	1	—	—	—	—	—		
53222	Formal wear & costume rental	(C)	(D)	(D)	45	29	15	1	—	—	—	—	—	—		
532220	Formal wear & costume rental	(C)	(D)	(D)	45	29	15	1	—	—	—	—	—	—		
53223	Video tape & disc rental	2 648	7 911	31 669	301	61	100	134	5	1	—	—	—	—		
532230	Video tape & disc rental	2 648	7 911	31 669	301	61	100	134	5	1	—	—	—	—		
53229	Other consumer goods rental	1 670	10 994	47 247	161	72	51	17	18	1	1	1	—	—		
532291	Home health equipment rental	712	5 907	27 032	57	27	18	6	5	—	—	1	—	—		
532292	Recreational goods rental	171	631	3 109	25	15	5	1	4	—	—	—	—	—		
532299	All other consumer goods rental	787	4 456	17 106	79	30	28	10	9	1	1	—	—	—		
5323	General rental centers	596	4 148	17 002	105	43	52	6	4	—	—	—	—	—		
53231	General rental centers	596	4 148	17 002	105	43	52	6	4	—	—	—	—	—		
532310	General rental centers	596	4 148	17 002	105	43	52	6	4	—	—	—	—	—		
5324	Commercial, industrial equip rental & leasing	3 050	29 641	121 616	266	112	57	56	27	13	1	—	—	—		
53241	Const, trans, mining equip rental & leasing	1 678	15 841	65 234	124	43	22	35	17	6	1	—	—	—		
532411	Commercial trans equip (exc MV) rental, lease	52	497	2 066	12	9	—	2	1	—	—	—	—	—		
532412	Const, mining, forestry equip rental & leasing	1 626	15 344	63 168	112	34	22	33	16	6	1	—	—	—		
53242	Office machinery & equipment rental & leasing	195	2 883	11 554	29	16	10	1	1	1	—	—	—	—		
532420	Office machinery & equipment rental & leasing	195	2 883	11 554	29	16	10	1	1	1	—	—	—	—		
53249	Oth commercial, industrial equip rental, lease	1 177	10 917	44 828	113	53	25	20	9	6	—	—	—	—		
532490	Oth commercial, industrial equip rental, lease	1 177	10 917	44 828	113	53	25	20	9	6	—	—	—	—		
533	Lessors of other nonfinancial intangible asset	408	3 293	15 616	39	25	4	5	4	—	1	—	—	—		
5331	Lessors of other nonfinancial intangible asset	408	3 293	15 616	39	25	4	5	4	—	1	—	—	—		
53311	Lessors of other nonfinancial intangible asset	408	3 293	15 616	39	25	4	5	4	—	1	—	—	—		
533110	Lessors of other nonfinancial intangible asset	408	3 293	15 616	39	25	4	5	4	—	1	—	—	—		

See footnotes at end of table.



**Table 2. The State—Employees, Payroll, and Establishments by Industry: 2002—Con.**

[Excludes most government employees, railroad employees, and self-employed persons. Size class 1 to 4 includes establishments with payroll, but no employees, during mid-March pay period. (D) denotes figures withheld to avoid disclosing data for individual companies; the data are included in broader industry totals. For explanation of terms, abbreviations, and data reliability/comparability, see introductory text]

NAICS code	Industry	Number of employees for week including March 12	Payroll (\$1,000)		Total number of establishments	Number of establishments by employment-size class									
			First quarter	Annual		1 to 4	5 to 9	10 to 19	20 to 49	50 to 99	100 to 249	250 to 499	500 to 999	1,000 or more	
<b>54</b>	<b>Professional, scientific &amp; technical services.....</b>	<b>113 699</b>	<b>1 178 347</b>	<b>5 025 983</b>	<b>13 697</b>	<b>9 711</b>	<b>1 875</b>	<b>1 123</b>	<b>681</b>	<b>177</b>	<b>99</b>	<b>17</b>	<b>9</b>	<b>5</b>	
541	Professional, scientific & technical services.....	113 699	1 178 347	5 025 983	13 697	9 711	1 875	1 123	681	177	99	17	9	5	
5411	Legal services.....	15 433	198 956	976 019	2 648	1 983	364	174	85	26	11	4	1	—	
54111	Offices of lawyers.....	13 990	185 600	919 244	2 533	1 898	354	164	79	24	11	3	—	—	
541110	Offices of lawyers.....	13 990	185 600	919 244	2 533	1 898	354	164	79	24	11	3	—	—	
54119	Other legal services.....	1 443	13 356	56 775	115	85	10	10	6	2	—	—	1	—	
541191	Title abstract & settlement offices.....	851	10 348	44 729	44	32	3	4	3	1	—	—	1	—	
541199	All other legal services.....	592	3 008	12 046	71	53	7	6	3	1	—	—	—	—	
5412	Accounting, tax prep, bookkeep, payroll services.....	22 605	118 628	498 238	2 189	1 552	316	164	114	18	17	4	1	3	
54121	Accounting, tax prep, bookkeep, payroll services.....	22 605	118 628	498 238	2 189	1 552	316	164	114	18	17	4	1	3	
541211	Offices of certified public accountants ..	4 841	46 443	201 701	1 048	763	183	71	22	5	4	—	—	—	
541213	Tax preparation services.....	4 045	10 090	26 685	397	208	53	61	64	10	1	—	—	—	
541214	Payroll services.....	10 640	45 482	199 098	59	19	5	7	10	1	11	2	1	3	
541219	Other accounting services.....	3 079	16 613	70 754	685	562	75	25	18	2	1	2	—	—	
5413	Architectural, engineering & related services.....	27 526	302 552	1 272 114	2 270	1 310	396	290	193	55	21	2	2	1	
54131	Architectural services.....	3 806	43 412	186 101	559	349	100	66	37	5	2	—	—	—	
541310	Architectural services.....	3 806	43 412	186 101	559	349	100	66	37	5	2	—	—	—	
54132	Landscape architectural services.....	1 286	8 674	42 843	146	91	27	11	12	4	1	—	—	—	
541320	Landscape architectural services.....	1 286	8 674	42 843	146	91	27	11	12	4	1	—	—	—	
54133	Engineering services.....	18 578	218 729	899 149	1 080	562	181	168	115	35	14	2	2	1	
541330	Engineering services.....	18 578	218 729	899 149	1 080	562	181	168	115	35	14	2	2	1	
54134	Drafting services.....	272	2 267	9 687	81	62	10	6	3	—	—	—	—	—	
541340	Drafting services.....	272	2 267	9 687	81	62	10	6	3	—	—	—	—	—	
54135	Building inspection services.....	234	1 693	8 772	83	70	9	3	1	—	—	—	—	—	
541350	Building inspection services.....	234	1 693	8 772	83	70	9	3	1	—	—	—	—	—	
54136	Geophysical surveying & mapping services.....	240	2 049	8 776	24	13	5	2	4	—	—	—	—	—	
541360	Geophysical surveying & mapping services.....	240	2 049	8 776	24	13	5	2	4	—	—	—	—	—	
54137	Surveying, mapping (exc geophysical) services.....	834	6 812	30 005	164	111	29	15	9	—	—	—	—	—	
541370	Surveying, mapping (exc geophysical) services.....	834	6 812	30 005	164	111	29	15	9	—	—	—	—	—	
54138	Testing laboratories.....	2 276	18 916	86 781	133	52	35	19	12	11	4	—	—	—	
541380	Testing laboratories.....	2 276	18 916	86 781	133	52	35	19	12	11	4	—	—	—	
5414	Specialized design services.....	1 749	14 500	64 286	537	423	80	27	6	1	—	—	—	—	
54141	Interior design services.....	716	5 488	25 681	228	180	35	10	3	—	—	—	—	—	
541410	Interior design services.....	716	5 488	25 681	228	180	35	10	3	—	—	—	—	—	
54142	Industrial design services.....	136	2 217	8 589	19	16	1	1	—	1	—	—	—	—	
541420	Industrial design services.....	136	2 217	8 589	19	16	1	1	—	1	—	—	—	—	
54143	Graphic design services.....	775	6 162	27 346	264	209	41	12	2	—	—	—	—	—	
541430	Graphic design services.....	775	6 162	27 346	264	209	41	12	2	—	—	—	—	—	
54149	Other specialized design services.....	122	633	2 670	26	18	3	4	1	—	—	—	—	—	
541490	Other specialized design services.....	122	633	2 670	26	18	3	4	1	—	—	—	—	—	
5415	Computer systems design & related services.....	17 605	287 801	1 126 086	1 517	1 122	149	101	86	28	24	4	2	1	
54151	Computer systems design & related services.....	17 605	287 801	1 126 086	1 517	1 122	149	101	86	28	24	4	2	1	
541511	Custom computer programming services.....	5 695	80 752	329 169	661	487	66	47	42	10	6	2	1	—	
541512	Computer systems design services.....	10 814	195 132	749 522	632	450	66	45	36	14	17	2	1	1	
541513	Computer facilities management services.....	308	3 414	13 880	39	30	5	1	1	1	—	—	—	—	
541519	Other computer related services.....	788	8 503	33 515	185	155	12	8	7	3	—	—	—	—	
5416	Management, sci & tech consulting services.....	12 138	123 862	527 365	2 459	2 032	211	105	76	20	12	1	2	—	
54161	Management consulting services.....	10 436	105 310	447 280	2 048	1 714	160	84	58	17	12	1	2	—	
541611	Admin & gen management consulting services.....	5 116	56 045	237 881	1 227	1 056	79	48	24	13	6	1	—	—	
541612	Human res & exec search consulting services.....	1 996	20 429	80 675	243	187	8	13	—	3	—	—	1	—	
541613	Marketing consulting services.....	2 403	20 433	88 193	411	345	31	15	13	2	2	—	1	—	
541614	Process, phys dist & log consulting services.....	606	5 145	26 324	81	58	9	6	6	1	1	—	—	—	
541618	Other management consulting services.....	315	3 258	14 207	86	68	8	7	2	1	—	—	—	—	
54162	Environmental consulting services.....	869	9 488	39 854	146	98	24	11	12	1	—	—	—	—	
541620	Environmental consulting services.....	869	9 488	39 854	146	98	24	11	12	1	—	—	—	—	
54169	Oth scientific & technical consulting services.....	833	9 064	40 231	265	220	27	10	6	2	—	—	—	—	
541690	Oth scientific & technical consulting services.....	833	9 064	40 231	265	220	27	10	6	2	—	—	—	—	
5417	Scientific R&D services.....	2 772	39 254	162 994	208	122	30	23	19	9	4	1	—	—	
54171	R&D in physical, engineering & life sciences.....	2 512	36 396	152 170	170	99	22	19	16	9	4	1	—	—	
541710	R&D in physical, engineering & life sciences.....	2 512	36 396	152 170	170	99	22	19	16	9	4	1	—	—	
54172	R&D in social sciences & humanities.....	260	2 858	10 824	38	23	8	4	3	—	—	—	—	—	
541720	R&D in social sciences & humanities.....	260	2 858	10 824	38	23	8	4	3	—	—	—	—	—	
5418	Advertising & related services.....	4 391	37 417	161 023	636	440	96	59	32	5	3	—	1	—	
54181	Advertising agencies.....	1 747	15 524	66 455	215	155	27	19	11	1	1	—	1	—	
541810	Advertising agencies.....	1 747	15 524	66 455	215	155	27	19	11	1	1	—	1	—	
54182	Public relations agencies.....	367	3 996	19 127	98	80	8	7	3	—	—	—	—	—	
541820	Public relations agencies.....	367	3 996	19 127	98	80	8	7	3	—	—	—	—	—	
54183	Media buying agencies.....	200	2 926	11 729	27	15	7	3	2	—	—	—	—	—	
541830	Media buying agencies.....	200	2 926	11 729	27	15	7	3	2	—	—	—	—	—	
54184	Media representatives.....	164	1 161	4 828	31	22	5	2	1	1	—	—	—	—	
541840	Media representatives.....	164	1 161	4 828	31	22	5	2	1	1	—	—	—	—	
54185	Display advertising.....	232	1 993	8 975	44	32	8	3	—	—	—	—	1	—	
541850	Display advertising.....	232	1 993	8 975	44	32	8	3	—	—	—	—	1	—	
54186	Direct mail advertising.....	792	6 314	25 768	63	28	14	11	7	2	1	—	—	—	
541860	Direct mail advertising.....	792	6 314	25 768	63	28	14	11	7	2	1	—	—	—	
54187	Advertising material distribution services.....	107	594	3 006	19	16	2	—	—	—	—	—	—	—	

See footnotes at end of table.

**Table 2. The State—Employees, Payroll, and Establishments by Industry: 2002—Con.**

[Excludes most government employees, railroad employees, and self-employed persons. Size class 1 to 4 includes establishments with payroll, but no employees, during mid-March pay period. (D) denotes figures withheld to avoid disclosing data for individual companies; the data are included in broader industry totals. For explanation of terms, abbreviations, and data reliability/comparability, see introductory text]

NAICS code	Industry	Number of employees for week including March 12	Payroll (\$1,000)		Total number of establishments	Number of establishments by employment-size class											
			First quarter	Annual		1 to 4	5 to 9	10 to 19	20 to 49	50 to 99	100 to 249	250 to 499	500 to 999	1,000 or more			
<b>54</b>	<b>Professional, scientific &amp; technical services—Con.</b>																
541	Professional, scientific & technical services—Con.																
5418	Advertising & related services—Con.																
54187	Advertising material distribution services—Con.																
541870	Advertising material distribution services	107	594	3 006	19	16	2	—	—	1	—	—	—	—	—	—	—
54189	Other services related to advertising	782	4 909	21 135	139	92	25	14	8	—	—	—	—	—	—	—	—
541890	Other services related to advertising	782	4 909	21 135	139	92	25	14	8	—	—	—	—	—	—	—	—
5419	Oth professional, scientific, technical services	9 480	55 377	237 858	1 233	727	233	180	70	15	7	1	—	—	—	—	—
54191	Marketing research & public opinion polling	1 463	9 752	39 190	86	48	13	12	6	4	2	1	—	—	—	—	—
541910	Marketing research & public opinion polling	1 463	9 752	39 190	86	48	13	12	6	4	2	1	—	—	—	—	—
54192	Photographic services	1 030	4 346	19 575	247	170	50	22	5	—	—	—	—	—	—	—	—
541921	Photography studios, portrait	844	3 010	13 977	189	126	41	18	4	—	—	—	—	—	—	—	—
541922	Commercial photography	186	1 336	5 598	58	44	9	4	1	—	—	—	—	—	—	—	—
54193	Translation & interpretation services	133	1 046	5 213	27	21	1	3	2	—	—	—	—	—	—	—	—
541930	Translation & interpretation services	133	1 046	5 213	27	21	1	3	2	—	—	—	—	—	—	—	—
54194	Veterinary services	4 645	26 351	113 979	488	173	140	123	45	7	—	—	—	—	—	—	—
541940	Veterinary services	4 645	26 351	113 979	488	173	140	123	45	7	—	—	—	—	—	—	—
54199	All oth prof, scientific & technical services	2 209	13 882	59 901	385	315	29	20	12	4	5	—	—	—	—	—	—
541990	All oth prof, scientific & technical services	2 209	13 882	59 901	385	315	29	20	12	4	5	—	—	—	—	—	—
<b>55</b>	<b>Management of companies &amp; enterprises</b>	<b>44 734</b>	<b>664 350</b>	<b>2 445 845</b>	<b>779</b>	<b>285</b>	<b>117</b>	<b>117</b>	<b>115</b>	<b>70</b>	<b>38</b>	<b>18</b>	<b>15</b>	<b>4</b>			
551	Management of companies & enterprises	44 734	664 350	2 445 845	779	285	117	117	115	70	38	18	15	4			
5511	Management of companies & enterprises	44 734	664 350	2 445 845	779	285	117	117	115	70	38	18	15	4			
55111	Management of companies & enterprises	44 734	664 350	2 445 845	779	285	117	117	115	70	38	18	15	4			
551111	Offices of bank holding companies	148	2 171	7 337	16	10	2	1	2	1	—	—	—	—	—	—	—
551112	Offices of other holding companies	2 246	26 669	118 198	113	68	12	13	10	4	3	3	—	—	—	—	—
551114	Corp, subsidiary & regional managing offices	42 340	635 510	2 320 310	650	207	103	103	103	65	35	15	15	4			
<b>56</b>	<b>Admin, support, waste mgt, remediation services</b>	<b>192 657</b>	<b>1 061 002</b>	<b>4 405 270</b>	<b>6 823</b>	<b>3 752</b>	<b>1 069</b>	<b>721</b>	<b>574</b>	<b>354</b>	<b>222</b>	<b>75</b>	<b>38</b>	<b>18</b>			
561	Administrative & support services	188 839	1 029 502	4 273 525	6 562	3 635	1 004	686	551	339	217	74	38	18			
5611	Office administrative services	6 986	70 748	314 873	444	282	42	42	44	20	9	5	—	—	—	—	—
56111	Office administrative services	6 986	70 748	314 873	444	282	42	42	44	20	9	5	—	—	—	—	—
561110	Office administrative services	6 986	70 748	314 873	444	282	42	42	44	20	9	5	—	—	—	—	—
5612	Facilities support services	2 532	20 170	79 702	65	35	10	4	5	4	4	2	1	—	—	—	—
56121	Facilities support services	2 532	20 170	79 702	65	35	10	4	5	4	4	2	1	—	—	—	—
561210	Facilities support services	2 532	20 170	79 702	65	35	10	4	5	4	4	2	1	—	—	—	—
5613	Employment services	93 922	484 791	2 037 051	803	227	56	70	128	164	100	23	18	17			
56131	Employment placement agencies	5 505	31 550	134 505	165	85	18	18	16	16	8	2	2	—	—	—	—
561310	Employment placement agencies	5 505	31 550	134 505	165	85	18	18	16	16	8	2	2	—	—	—	—
56132	Temporary help services	55 684	284 278	1 228 261	536	117	25	43	102	132	82	17	10	8			
561320	Temporary help services	55 684	284 278	1 228 261	536	117	25	43	102	132	82	17	10	8			
56133	Employee leasing services	32 733	168 963	674 285	102	25	13	9	10	16	10	4	6	9			
561330	Employee leasing services	32 733	168 963	674 285	102	25	13	9	10	16	10	4	6	9			
5614	Business support services	23 576	125 260	504 808	802	430	128	110	50	32	26	17	8	1			
56141	Document preparation services	866	4 468	17 967	116	89	17	3	2	3	2	—	—	—	—	—	—
561410	Document preparation services	866	4 468	17 967	116	89	17	3	2	3	2	—	—	—	—	—	—
56142	Telephone call centers	13 240	55 397	220 349	143	47	13	26	16	11	12	11	6	1			
561421	Telephone answering services	1 337	6 812	28 941	42	14	4	13	9	—	1	—	1	—	—	—	—
561422	Telemarketing bureaus	11 903	48 585	191 408	101	33	9	13	7	11	11	11	5	1			
56143	Business service centers	2 158	11 703	48 973	280	157	59	47	9	7	1	—	—	—	—	—	—
561431	Private mail centers	514	1 725	7 349	153	114	35	2	2	—	—	—	—	—	—	—	—
561439	Oth business service centers (incl copy shops)	1 644	9 978	41 624	127	43	24	45	7	7	1	—	—	—	—	—	—
56144	Collection agencies	4 688	31 696	130 461	110	38	17	19	16	8	7	4	1	—	—	—	—
561440	Collection agencies	4 688	31 696	130 461	110	38	17	19	16	8	7	4	1	—	—	—	—
56145	Credit bureaus	815	7 285	27 554	27	11	5	5	2	1	2	1	—	—	—	—	—
561450	Credit bureaus	815	7 285	27 554	27	11	5	5	2	1	2	1	—	—	—	—	—
56149	Other business support services	1 809	14 711	59 504	126	88	17	10	5	2	2	1	1	—	—	—	—
561491	Repossession services	1 093	8 238	31 956	27	11	6	2	—	—	—	—	—	—	—	—	—
561492	Court reporting & stenotype services	141	902	4 181	73	67	6	—	—	—	—	—	—	—	—	—	—
561499	All other business support services	575	5 571	23 367	26	10	5	4	3	2	2	—	—	—	—	—	—
5615	Travel arrangement & reservation services	10 375	93 846	350 182	517	325	93	46	22	9	6	12	4	—	—	—	—
56151	Travel agencies	6 856	60 771	223 132	354	247	59	15	13	4	5	8	3	—	—	—	—
561510	Travel agencies	6 856	60 771	223 132	354	247	59	15	13	4	5	8	3	—	—	—	—
56152	Tour operators	938	4 824	20 716	87	44	20	15	5	2	—	1	—	—	—	—	—
561520	Tour operators	938	4 824	20 716	87	44	20	15	5	2	—	1	—	—	—	—	—
56159	Oth travel arrangement & reservation services	2 581	28 251	106 334	76	34	14	16	4	3	—	3	1	—	—	—	—
561591	Convention and visitors bureaus	256	1 863	7 688	24	14	5	3	—	2	—	—	—	—	—	—	—
561599	All oth travel arrange & reservation services	2 325	26 388	98 646	52	20	9	13	4	1	1	3	1	—	—	—	—
5616	Investigation & security services	12 749	60 295	250 385	427	214	78	31	45	26	21	9	3	—	—	—	—
56161	Investigation, guard & armored car services	10 360	43 803	176 232	231	100	33	19	30	21	17	8	3	—	—	—	—
561611	Investigation services	383	2 168	9 527	93	70	14	6	3	—	—	—	—	—	—	—	—
561612	Security guards & patrol services	9 261	36 952	147 933	124	29	17	9	25	20	13	8	3	—	—	—	—
561613	Armored car services	716	4 683	18 772	14	1	2	4	2	1	4	—	—	—	—	—	—
56162	Security systems services	2 389	16 492	74 153	196	114	45	12	15	5	4	1	—	—	—	—	—
561621	Security systems services (except locksmiths)	2 042	14 306	64 848	110	47	30	10	14	4	4	1	—	—	—	—	—
561622	Locksmiths	347	2 186	9 305	86	67	15	2	1	1	—	—	—	—	—	—	—

See footnotes at end of table.

**Table 2. The State—Employees, Payroll, and Establishments by Industry: 2002—Con.**

[Excludes most government employees, railroad employees, and self-employed persons. Size class 1 to 4 includes establishments with payroll, but no employees, during mid-March pay period. (D) denotes figures withheld to avoid disclosing data for individual companies; the data are included in broader industry totals. For explanation of terms, abbreviations, and data reliability/comparability, see introductory text]

NAICS code	Industry	Number of employees for week including March 12	Payroll (\$1,000)		Total number of establishments	Number of establishments by employment-size class										
			First quarter	Annual		1 to 4	5 to 9	10 to 19	20 to 49	50 to 99	100 to 249	250 to 499	500 to 999	1,000 or more		
<b>56</b>	<b>Admin. support, waste mgt, remediation services—Con.</b>															
561	Administrative & support services—Con.															
5617	Services to buildings & dwellings	33 619	140 653	607 189	3 157	1 904	551	348	235	71	40	4	4	—	—	—
56171	Exterminating & pest control services	3 083	18 933	79 034	369	227	59	36	37	8	2	—	—	—	—	—
561710	Exterminating & pest control services	3 083	18 933	79 034	369	227	59	36	37	8	2	—	—	—	—	—
56172	Janitorial services	15 258	50 178	208 809	942	539	153	112	81	27	22	4	4	—	—	—
561720	Janitorial services	15 258	50 178	208 809	942	539	153	112	81	27	22	4	4	—	—	—
56173	Landscaping services	12 713	58 177	260 223	1 332	778	251	157	97	33	16	—	—	—	—	—
561730	Landscaping services	12 713	58 177	260 223	1 332	778	251	157	97	33	16	—	—	—	—	—
56174	Carpet & upholstery cleaning services	1 055	5 365	23 978	213	148	37	15	13	—	—	—	—	—	—	—
561740	Carpet & upholstery cleaning services	1 055	5 365	23 978	213	148	37	15	13	—	—	—	—	—	—	—
56179	Other services to buildings & dwellings	1 510	8 000	35 145	301	212	51	28	7	3	—	—	—	—	—	—
561790	Other services to buildings & dwellings	1 510	8 000	35 145	301	212	51	28	7	3	—	—	—	—	—	—
5619	Other support services	5 080	33 739	129 335	347	218	46	35	22	13	11	2	—	—	—	—
56191	Packaging & labeling services	253	1 142	5 776	25	12	7	3	2	1	—	—	—	—	—	—
561910	Packaging & labeling services	253	1 142	5 776	25	12	7	3	2	1	—	—	—	—	—	—
56192	Convention & trade show organizers	572	3 309	13 955	85	56	12	11	5	—	1	—	—	—	—	—
561920	Convention & trade show organizers	572	3 309	13 955	85	56	12	11	5	—	1	—	—	—	—	—
56199	All other support services	4 255	29 288	109 604	237	150	27	21	15	12	10	2	—	—	—	—
561990	All other support services	4 255	29 288	109 604	237	150	27	21	15	12	10	2	—	—	—	—
562	Waste management & remediation services	3 818	31 500	131 745	261	117	65	35	23	15	5	1	—	—	—	—
5621	Waste collection	1 402	12 188	49 094	90	47	19	8	8	5	3	—	—	—	—	—
56211	Waste collection	1 402	12 188	49 094	90	47	19	8	8	5	3	—	—	—	—	—
562111	Solid waste collection	1 217	10 617	43 101	66	32	14	7	6	4	3	—	—	—	—	—
562112	Hazardous waste collection	135	1 251	4 387	7	3	1	—	2	1	—	—	—	—	—	—
562119	Other waste collection	50	320	1 606	17	12	4	1	—	—	—	—	—	—	—	—
5622	Waste treatment & disposal	911	8 712	36 194	55	15	21	10	5	3	—	1	—	—	—	—
56221	Waste treatment & disposal	911	8 712	36 194	55	15	21	10	5	3	—	1	—	—	—	—
562211	Hazardous waste treatment & disposal	(C)	(D)	(D)	11	3	5	1	1	1	—	—	—	—	—	—
562212	Solid waste landfill	729	7 266	29 784	41	11	15	9	4	1	—	1	—	—	—	—
562219	Other nonhazardous waste treatment & disposal	(B)	(D)	(D)	3	1	1	—	—	1	—	—	—	—	—	—
5629	Remediation & oth waste management services	1 505	10 600	46 457	116	55	25	17	10	7	2	—	—	—	—	—
56291	Remediation services	787	5 490	26 097	35	15	3	6	5	4	2	—	—	—	—	—
562910	Remediation services	787	5 490	26 097	35	15	3	6	5	4	2	—	—	—	—	—
56292	Materials recovery facilities	169	1 268	3 868	9	5	—	2	—	2	—	—	—	—	—	—
562920	Materials recovery facilities	169	1 268	3 868	9	5	—	2	—	2	—	—	—	—	—	—
56299	All other waste management services	549	3 842	16 492	72	35	22	9	5	1	—	—	—	—	—	—
562991	Septic tank & related services	488	3 427	14 689	59	26	20	7	5	1	—	—	—	—	—	—
562998	All other miscellaneous waste management	61	415	1 803	13	9	2	2	—	—	—	—	—	—	—	—
<b>61</b>	<b>Educational services</b>	<b>30 549</b>	<b>188 868</b>	<b>804 474</b>	<b>1 465</b>	<b>644</b>	<b>229</b>	<b>247</b>	<b>222</b>	<b>74</b>	<b>33</b>	<b>11</b>	<b>4</b>	<b>1</b>		
611	Educational services	30 549	188 868	804 474	1 465	644	229	247	222	74	33	11	4	1		
6111	Elementary & secondary schools	13 905	76 316	311 139	524	104	83	123	146	49	17	2	—	—	—	—
61111	Elementary & secondary schools	13 905	76 316	311 139	524	104	83	123	146	49	17	2	—	—	—	—
611110	Elementary & secondary schools	13 905	76 316	311 139	524	104	83	123	146	49	17	2	—	—	—	—
6112	Junior colleges	1 215	7 042	31 874	15	2	—	3	2	4	2	2	—	—	—	—
61121	Junior colleges	1 215	7 042	31 874	15	2	—	3	2	4	2	2	—	—	—	—
611210	Junior colleges	1 215	7 042	31 874	15	2	—	3	2	4	2	2	—	—	—	—
6113	Colleges, universities & professional schools	7 904	56 113	242 564	72	24	9	8	8	7	6	5	4	1		
61131	Colleges, universities & professional schools	7 904	56 113	242 564	72	24	9	8	8	7	6	5	4	1		
611310	Colleges, universities & professional schools	7 904	56 113	242 564	72	24	9	8	8	7	6	5	4	1		
6114	Business schools & computer & mgt training	741	9 002	41 729	117	91	11	8	6	—	—	1	—	—	—	—
61141	Business & secretarial schools	(A)	(D)	(D)	5	4	1	—	—	—	—	—	—	—	—	—
611410	Business & secretarial schools	(A)	(D)	(D)	5	4	1	—	—	—	—	—	—	—	—	—
61142	Computer training	(E)	(D)	(D)	49	32	6	6	5	—	—	—	—	—	—	—
611420	Computer training	(E)	(D)	(D)	49	32	6	6	5	—	—	—	—	—	—	—
61143	Professional, management development training	448	5 841	29 875	63	55	4	2	1	—	—	1	—	—	—	—
611430	Professional, management development training	448	5 841	29 875	63	55	4	2	1	—	—	1	—	—	—	—
6115	Technical & trade schools	2 552	22 671	96 761	159	79	29	28	10	5	7	1	—	—	—	—
61151	Technical & trade schools	2 552	22 671	96 761	159	79	29	28	10	5	7	1	—	—	—	—
611511	Cosmetology & barber schools	154	788	4 183	24	13	7	3	1	—	—	—	—	—	—	—
611512	Flight training	846	6 983	29 603	40	14	6	12	3	2	3	—	—	—	—	—
611513	Apprenticeship training	119	752	3 704	22	13	6	2	1	—	—	—	—	—	—	—
611519	Other technical & trade schools	1 433	14 148	59 271	73	39	10	11	5	3	4	1	—	—	—	—
6116	Other schools & instruction	3 631	13 335	58 694	472	270	84	68	40	9	1	—	—	—	—	—
61161	Fine arts schools	903	2 713	11 804	147	90	25	22	9	1	—	—	—	—	—	—
611610	Fine arts schools	903	2 713	11 804	147	90	25	22	9	1	—	—	—	—	—	—
61162	Sports & recreation instruction	1 029	2 883	12 907	160	95	29	24	11	1	—	—	—	—	—	—
611620	Sports & recreation instruction	1 029	2 883	12 907	160	95	29	24	11	1	—	—	—	—	—	—
61163	Language schools	105	190	702	9	2	3	1	3	—	—	—	—	—	—	—
611630	Language schools	105	190	702	9	2	3	1	3	—	—	—	—	—	—	—
61169	All other schools & instruction	1 594	7 549	33 281	156	83	27	21	17	7	1	—	—	—	—	—
611691	Exam preparation & tutoring	490	1 558	6 455	62	33	10	12	6	1	—	—	—	—	—	—
611692	Automobile driving schools	188	1 058	4 671	23	14	5	1	2	1	—	—	—	—	—	—
611699	All other miscellaneous schools & instruction	916	4 933	22 155	71	36	12	8	9	5	1	—	—	—	—	—
6117	Educational support services	601	4 389	21 713	106	74	13	9	10	—	—	—	—	—	—	—
61171	Educational support services	601	4 389	21 713	106	74	13	9	10	—	—	—	—	—	—	—
611710	Educational support services	601	4 389	21 713	106	74	13	9	10	—	—	—	—	—	—	—

See footnotes at end of table.

**Table 2. The State—Employees, Payroll, and Establishments by Industry: 2002—Con.**

[Excludes most government employees, railroad employees, and self-employed persons. Size class 1 to 4 includes establishments with payroll, but no employees, during mid-March pay period. (D) denotes figures withheld to avoid disclosing data for individual companies; the data are included in broader industry totals. For explanation of terms, abbreviations, and data reliability/comparability, see introductory text]

NAICS code	Industry	Number of employees for week including March 12	Payroll (\$1,000)		Total number of establishments	Number of establishments by employment-size class									
			First quarter	Annual		1 to 4	5 to 9	10 to 19	20 to 49	50 to 99	100 to 249	250 to 499	500 to 999	1,000 or more	
<b>62</b>	<b>Health care and social assistance . . . . .</b>	<b>214 185</b>	<b>1 735 444</b>	<b>7 488 162</b>	<b>12 131</b>	<b>6 003</b>	<b>2 810</b>	<b>1 714</b>	<b>1 039</b>	<b>265</b>	<b>207</b>	<b>46</b>	<b>23</b>	<b>24</b>	
621	Ambulatory health care services . . . . .	79 865	806 206	3 668 443	8 997	4 940	2 164	1 153	542	128	53	12	4	1	
6211	Offices of physicians . . . . .	29 481	394 280	1 897 160	3 872	2 205	837	510	268	36	14	1	1	—	
621111	Offices of physicians . . . . .	29 481	394 280	1 897 160	3 872	2 205	837	510	268	36	14	1	1	—	
6211111	Offices of physicians (exc mental health) . . . . .	28 930	389 257	1 872 586	3 686	2 046	820	505	263	36	14	1	1	—	
6211112	Offices of physicians, mental health . . . . .	551	5 023	24 574	186	159	17	5	5	—	—	—	—	—	
6212	Offices of dentists . . . . .	12 288	109 484	508 979	1 877	728	781	311	51	6	—	—	—	—	
62121	Offices of dentists . . . . .	12 288	109 484	508 979	1 877	728	781	311	51	6	—	—	—	—	
621210	Offices of dentists . . . . .	12 288	109 484	508 979	1 877	728	781	311	51	6	—	—	—	—	
6213	Offices of other health practitioners . . . . .	7 776	50 156	221 363	2 062	1 583	319	125	29	3	3	—	—	—	
62131	Offices of chiropractors . . . . .	2 351	12 803	56 425	804	674	108	16	5	—	1	—	—	—	
621310	Offices of chiropractors . . . . .	2 351	12 803	56 425	804	674	108	16	5	—	1	—	—	—	
62132	Offices of optometrists . . . . .	1 240	9 827	39 926	252	149	66	36	1	—	—	—	—	—	
621320	Offices of optometrists . . . . .	1 240	9 827	39 926	252	149	66	36	1	—	—	—	—	—	
62133	Offices of other mental health practitioners . . . . .	733	3 908	18 338	249	234	7	5	2	—	1	—	—	—	
621330	Offices of other mental health practitioners . . . . .	733	3 908	18 338	249	234	7	5	2	—	1	—	—	—	
62134	Offices of PT, OT, speech therapy & audiology . . . . .	1 988	13 974	61 743	375	236	80	49	8	1	1	—	—	—	
621340	Offices of PT, OT, speech therapy & audiology . . . . .	1 988	13 974	61 743	375	236	80	49	8	1	1	—	—	—	
62139	Offices of all other health practitioners . . . . .	1 464	9 644	44 931	382	290	58	19	13	2	—	—	—	—	
621391	Offices of podiatrists . . . . .	512	3 795	18 401	116	77	31	6	2	—	—	—	—	—	
621399	Offices of all other misc health practitioners . . . . .	952	5 849	26 530	266	213	27	13	11	2	—	—	—	—	
6214	Outpatient care centers . . . . .	12 117	121 916	486 537	478	162	88	111	77	23	12	4	—	1	
62141	Family planning centers . . . . .	184	1 314	5 760	33	20	9	3	1	—	—	—	—	—	
621410	Family planning centers . . . . .	184	1 314	5 760	33	20	9	3	1	—	—	—	—	—	
62142	Outpatient mental health, substance abuse ctrs . . . . .	3 207	24 707	103 015	148	62	22	28	22	6	7	1	—	—	
621420	Outpatient mental health, substance abuse ctrs . . . . .	3 207	24 707	103 015	148	62	22	28	22	6	7	1	—	—	
62149	Other outpatient care centers . . . . .	8 726	95 895	377 762	297	80	57	80	54	17	5	3	—	1	
621491	HMO medical centers (E) . . . . .	(D)	(D)	(D)	5	1	—	1	2	—	—	1	—	—	
621492	Kidney dialysis centers . . . . .	1 361	12 021	47 667	76	8	11	30	23	4	—	—	—	—	
621493	Freestanding ambulatory surgery, emergency ctr . . . . .	(F)	(D)	(D)	51	18	6	10	13	4	—	—	—	—	
621498	All other outpatient care centers . . . . .	6 000	70 049	285 275	165	53	40	39	16	9	5	2	—	1	
6215	Medical & diagnostic laboratories . . . . .	3 223	33 064	144 890	265	106	75	38	37	8	—	1	—	—	
62151	Medical & diagnostic laboratories . . . . .	3 223	33 064	144 890	265	106	75	38	37	8	—	1	—	—	
621511	Medical laboratories . . . . .	1 404	12 753	55 218	121	50	44	15	8	3	—	1	—	—	
621512	Diagnostic Imaging centers . . . . .	1 819	20 311	89 672	144	56	31	23	29	5	—	—	—	—	
6216	Home health care services . . . . .	9 451	51 147	222 988	274	104	29	25	55	42	15	3	1	—	
62161	Home health care services . . . . .	9 451	51 147	222 988	274	104	29	25	55	42	15	3	1	—	
621610	Home health care services . . . . .	9 451	51 147	222 988	274	104	29	25	55	42	15	3	1	—	
6219	Other ambulatory health care services . . . . .	5 529	46 159	186 526	169	52	35	33	25	10	9	3	2	—	
62191	Ambulance services . . . . .	3 979	33 707	134 362	94	15	18	23	19	9	7	1	2	—	
621910	Ambulance services . . . . .	3 979	33 707	134 362	94	15	18	23	19	9	7	1	2	—	
62199	All other ambulatory health care services . . . . .	1 550	12 452	52 164	75	37	17	10	6	1	2	2	—	—	
621991	Blood & organ banks . . . . .	1 252	9 866	41 795	22	5	4	5	—	—	2	2	—	—	
621999	All oth misc ambulatory health care services . . . . .	298	2 586	10 369	53	32	13	6	1	—	—	—	—	—	
622	Hospitals . . . . .	69 246	627 591	2 571 026	103	12	1	2	4	6	23	14	18	23	
6221	General medical & surgical hospitals . . . . .	65 521	597 391	2 443 731	85	9	1	2	4	1	18	11	16	23	
62211	General medical & surgical hospitals . . . . .	65 521	597 391	2 443 731	85	9	1	2	4	1	18	11	16	23	
622110	General medical & surgical hospitals . . . . .	65 521	597 391	2 443 731	85	9	1	2	4	1	18	11	16	23	
6222	Psychiatric & substance abuse hospitals . . . . .	(G)	(D)	(D)	8	1	—	—	—	1	4	—	2	—	
62221	Psychiatric & substance abuse hospitals . . . . .	(G)	(D)	(D)	8	1	—	—	—	1	4	—	2	—	
622210	Psychiatric & substance abuse hospitals . . . . .	(G)	(D)	(D)	8	1	—	—	—	1	4	—	2	—	
6223	Other specialty hospitals . . . . .	(G)	(D)	(D)	10	2	—	—	—	4	1	3	—	—	
62231	Other specialty hospitals . . . . .	(G)	(D)	(D)	10	2	—	—	—	4	1	3	—	—	
622310	Other specialty hospitals . . . . .	(G)	(D)	(D)	10	2	—	—	—	4	1	3	—	—	
623	Nursing & residential care facilities . . . . .	34 198	173 165	704 985	1 092	313	304	174	121	65	99	15	1	—	
6231	Nursing care facilities . . . . .	14 518	76 288	312 082	153	23	6	15	14	19	72	4	—	—	
62311	Nursing care facilities . . . . .	14 518	76 288	312 082	153	23	6	15	14	19	72	4	—	—	
623110	Nursing care facilities . . . . .	14 518	76 288	312 082	153	23	6	15	14	19	72	4	—	—	
6232	Residential mental retardation, health facil . . . . .	5 865	33 584	129 270	308	64	131	69	29	4	7	4	—	—	
62321	Residential mental retardation facilities . . . . .	4 085	18 895	77 813	233	48	115	44	16	2	5	3	—	—	
623210	Residential mental retardation facilities . . . . .	4 085	18 895	77 813	233	48	115	44	16	2	5	3	—	—	
62322	Residential mental health, subst abuse facil . . . . .	1 780	14 689	51 457	75	16	16	25	13	2	2	1	—	—	
623220	Residential mental health, subst abuse facil . . . . .	1 780	14 689	51 457	75	16	16	25	13	2	2	1	—	—	
6233	Community care facilities for the elderly . . . . .	10 761	47 712	197 444	468	190	105	56	61	34	14	7	1	—	
62331	Community care facilities for the elderly . . . . .	10 761	47 712	197 444	468	190	105	56	61	34	14	7	1	—	
623311	Continuing care retirement communities . . . . .	5 587	26 672	110 938	87	20	5	14	19	12	10	6	1	—	
623312	Homes for the elderly . . . . .	5 174	21 040	86 506	381	170	100	42	42	22	4	1	—	—	
6239	Other residential care facilities . . . . .	3 054	15 581	66 189	163	36	62	34	17	8	6	—	—	—	
62399	Other residential care facilities . . . . .	3 054	15 581	66 189	163	36	62	34	17	8	6	—	—	—	
623990	Other residential care facilities . . . . .	3 054	15 581	66 189	163	36	62	34	17	8	6	—	—	—	
624	Social assistance . . . . .	30 876	128 482	543 708	1 939	738	341	385	372	66	32	5	—	—	

See footnotes at end of table.

**Table 2. The State—Employees, Payroll, and Establishments by Industry: 2002—Con.**

[Excludes most government employees, railroad employees, and self-employed persons. Size class 1 to 4 includes establishments with payroll, but no employees, during mid-March pay period. (D) denotes figures withheld to avoid disclosing data for individual companies; the data are included in broader industry totals. For explanation of terms, abbreviations, and data reliability/comparability, see introductory text]

NAICS code	Industry	Number of employees for week including March 12	Payroll (\$1,000)		Total number of establishments	Number of establishments by employment-size class											
			First quarter	Annual		1 to 4	5 to 9	10 to 19	20 to 49	50 to 99	100 to 249	250 to 499	500 to 999	1,000 or more			
<b>62</b>	<b>Health care and social assistance— Con.</b>																
624	Social assistance—Con.																
6241	Individual & family services.....	13 798	68 110	284 128	842	388	149	110	138	33	20	4	—	—	—	—	—
62411	Child & youth services.....	3 657	19 969	83 923	155	52	32	27	30	8	3	3	—	—	—	—	—
624110	Child & youth services.....	3 657	19 969	83 923	155	52	32	27	30	8	3	3	—	—	—	—	—
62412	Services for elderly & disabled persons ...	4 481	17 163	71 379	248	95	40	42	50	12	9	—	—	—	—	—	—
624120	Services for elderly & disabled persons .	4 481	17 163	71 379	248	95	40	42	50	12	9	—	—	—	—	—	—
62419	Other individual & family services.....	5 660	30 978	128 826	439	241	77	41	58	13	8	1	—	—	—	—	—
624190	Other individual & family services.....	5 660	30 978	128 826	439	241	77	41	58	13	8	1	—	—	—	—	—
6242	Community, emergency & other relief services.....	2 789	14 475	62 517	175	49	49	37	30	6	4	—	—	—	—	—	—
62421	Community food services.....	(F)	(D)	(D)	54	22	15	8	6	3	—	—	—	—	—	—	—
624210	Community food services.....	(F)	(D)	(D)	54	22	15	8	6	3	—	—	—	—	—	—	—
62422	Community housing services.....	1 964	9 994	44 048	114	26	31	28	23	3	3	—	—	—	—	—	—
624221	Temporary shelters.....	1 378	6 334	27 008	79	16	20	23	15	3	2	—	—	—	—	—	—
624229	Other community housing services.....	586	3 660	17 040	35	10	11	5	8	—	1	—	—	—	—	—	—
62423	Emergency & other relief services.....	(C)	(D)	(D)	7	1	3	1	1	—	1	—	—	—	—	—	—
624230	Emergency & other relief services.....	(C)	(D)	(D)	7	1	3	1	1	—	1	—	—	—	—	—	—
6243	Vocational rehabilitation services.....	3 739	14 009	62 036	132	50	22	18	20	14	7	1	—	—	—	—	—
62431	Vocational rehabilitation services.....	3 739	14 009	62 036	132	50	22	18	20	14	7	1	—	—	—	—	—
624310	Vocational rehabilitation services.....	3 739	14 009	62 036	132	50	22	18	20	14	7	1	—	—	—	—	—
6244	Child day care services.....	10 550	31 888	135 027	790	251	121	220	184	13	1	—	—	—	—	—	—
62441	Child day care services.....	10 550	31 888	135 027	790	251	121	220	184	13	1	—	—	—	—	—	—
624410	Child day care services.....	10 550	31 888	135 027	790	251	121	220	184	13	1	—	—	—	—	—	—
<b>71</b>	<b>Arts, entertainment &amp; recreation.....</b>	<b>38 085</b>	<b>220 949</b>	<b>979 188</b>	<b>1 542</b>	<b>753</b>	<b>196</b>	<b>188</b>	<b>212</b>	<b>116</b>	<b>56</b>	<b>14</b>	<b>6</b>	<b>1</b>			
711	Performing arts, spectator sports & related industries.....	7 230	94 149	455 001	506	365	52	35	26	11	11	4	2	—	—	—	—
7111	Performing arts companies.....	1 975	8 917	33 494	117	74	10	13	8	7	5	—	—	—	—	—	—
71111	Theater companies & dinner theaters.....	1 217	4 370	17 318	53	25	6	9	6	4	3	—	—	—	—	—	—
711110	Theater companies & dinner theaters...	1 217	4 370	17 318	53	25	6	9	6	4	3	—	—	—	—	—	—
71112	Dance companies.....	(B)	(D)	(D)	6	4	—	1	—	1	—	—	—	—	—	—	—
711120	Dance companies.....	(B)	(D)	(D)	6	4	—	1	—	1	—	—	—	—	—	—	—
71113	Musical groups & artists.....	572	2 425	8 705	51	41	4	1	2	1	2	—	—	—	—	—	—
711130	Musical groups & artists.....	572	2 425	8 705	51	41	4	1	2	1	2	—	—	—	—	—	—
71119	Other performing arts companies.....	(C)	(D)	(D)	7	4	—	2	—	1	—	—	—	—	—	—	—
711190	Other performing arts companies.....	(C)	(D)	(D)	7	4	—	2	—	1	—	—	—	—	—	—	—
7112	Spectator sports.....	2 238	73 427	366 890	70	46	4	5	4	2	5	4	—	—	—	—	—
71121	Spectator sports.....	2 238	73 427	366 890	70	46	4	5	4	2	5	4	—	—	—	—	—
711211	Sports teams and clubs.....	823	67 267	343 445	11	5	—	2	—	—	2	—	—	—	—	—	—
711212	Racetracks.....	1 199	5 343	19 296	15	4	1	2	1	2	3	2	—	—	—	—	—
711219	Other spectator sports.....	216	817	4 149	44	37	3	1	3	—	—	—	—	—	—	—	—
7113	Promoters of entertainment events.....	2 346	6 104	31 742	94	58	14	6	11	2	1	—	2	—	—	—	—
71131	Promoters of entertainment events with facility.....	1 657	3 758	20 477	25	16	2	1	4	—	—	—	2	—	—	—	—
711310	Promoters of entertainment events with facility.....	1 657	3 758	20 477	25	16	2	1	4	—	—	—	2	—	—	—	—
71132	Promoters of entertainment events without facility.....	689	2 346	11 265	69	42	12	5	7	2	1	—	—	—	—	—	—
711320	Promoters of entertainment events without facility.....	689	2 346	11 265	69	42	12	5	7	2	1	—	—	—	—	—	—
7114	Agents, managers for artists & other public figures.....	139	1 332	5 471	39	31	6	1	1	—	—	—	—	—	—	—	—
71141	Agents, managers for artists & other public figures.....	139	1 332	5 471	39	31	6	1	1	—	—	—	—	—	—	—	—
711410	Agents, managers for artists & other public figures.....	139	1 332	5 471	39	31	6	1	1	—	—	—	—	—	—	—	—
7115	Independent artists, writers & performers ...	532	4 369	17 404	186	156	18	10	2	—	—	—	—	—	—	—	—
71151	Independent artists, writers & performers .	532	4 369	17 404	186	156	18	10	2	—	—	—	—	—	—	—	—
711510	Independent artists, writers & performers.....	532	4 369	17 404	186	156	18	10	2	—	—	—	—	—	—	—	—
712	Museums, historical sites & like institutions....	1 630	8 594	35 805	110	63	19	11	9	4	3	1	—	—	—	—	—
7121	Museums, historical sites & like institutions ..	1 630	8 594	35 805	110	63	19	11	9	4	3	1	—	—	—	—	—
71211	Museums.....	927	5 235	21 047	76	47	14	6	3	3	3	—	—	—	—	—	—
712110	Museums.....	927	5 235	21 047	76	47	14	6	3	3	3	—	—	—	—	—	—
71212	Historical sites.....	42	125	541	7	4	2	1	—	—	—	—	—	—	—	—	—
712120	Historical sites.....	42	125	541	7	4	2	1	—	—	—	—	—	—	—	—	—
71213	Zoos & botanical gardens.....	454	2 264	10 273	9	3	1	2	1	1	—	1	—	—	—	—	—
712130	Zoos & botanical gardens.....	454	2 264	10 273	9	3	1	2	1	1	—	1	—	—	—	—	—
71219	Nature parks & other similar institutions ...	207	970	3 944	18	9	2	2	5	—	—	—	—	—	—	—	—
712190	Nature parks & other similar institutions ..	207	970	3 944	18	9	2	2	5	—	—	—	—	—	—	—	—
713	Amusement, gambling & recreation industries ..	29 225	118 206	488 382	926	325	125	142	177	101	42	9	4	1			
7131	Amusement parks & arcades.....	1 048	2 300	10 104	31	11	6	5	3	3	2	1	—	—	—	—	—
71311	Amusement & theme parks.....	593	1 257	6 051	10	4	2	1	1	—	1	—	—	—	—	—	—
713110	Amusement & theme parks.....	593	1 257	6 051	10	4	2	1	1	—	1	—	—	—	—	—	—
71312	Amusement arcades.....	455	1 043	4 053	21	7	4	4	2	3	1	—	—	—	—	—	—
713120	Amusement arcades.....	455	1 043	4 053	21	7	4	4	2	3	1	—	—	—	—	—	—
7132	Gambling industries.....	6 559	39 451	166 237	35	16	3	1	3	—	2	5	4	1			
71321	Casinos (except hotel casinos).....	3 297	19 161	83 013	6	—	—	—	—	—	1	3	1	—	—	—	—
713210	Casinos (except hotel casinos).....	3 297	19 161	83 013	6	—	—	—	—	—	1	3	1	—	—	—	—
71329	Other gambling industries.....	3 262	20 290	83 224	29	16	3	1	3	—	1	2	3	—	—	—	—
713290	Other gambling industries.....	3 262	20 290	83 224	29	16	3	1	3	—	1	2	3	—	—	—	—
7139	Other amusement & recreation industries ...	21 618	76 455	312 041	860	298	116	136	171	98	38	3	—	—	—	—	—
71391	Golf courses & country clubs.....	8 970	38 851	158 088	196	28	11	24	72	38	23	—	—	—	—	—	—
713910	Golf courses & country clubs.....	8 970	38 851	158 088	196	28	11	24	72	38	23	—	—	—	—	—	—
71392	Skiing facilities.....	(C)	(D)	(D)	3	2	—	—	—	1	—	—	—	—	—	—	—
713920	Skiing facilities.....	(C)	(D)	(D)	3	2	—	—	—	1	—	—	—	—	—	—	—

**Table 2. The State—Employees, Payroll, and Establishments by Industry: 2002—Con.**

[Excludes most government employees, railroad employees, and self-employed persons. Size class 1 to 4 includes establishments with payroll, but no employees, during mid-March pay period. (D) denotes figures withheld to avoid disclosing data for individual companies; the data are included in broader industry totals. For explanation of terms, abbreviations, and data reliability/comparability, see introductory text]

NAICS code	Industry	Number of employees for week including March 12	Payroll (\$1,000)		Total number of establishments	Number of establishments by employment-size class										
			First quarter	Annual		1 to 4	5 to 9	10 to 19	20 to 49	50 to 99	100 to 249	250 to 499	500 to 999	1,000 or more		
<b>71</b>	<b>Arts, entertainment &amp; recreation—Con.</b>															
713	Amusement, gambling & recreation industries—Con.															
7139	Other amusement & recreation industries—Con.															
71395	Bowling centers .....	1 191	3 400	14 595	56	2	6	24	21	3	—	—	—	—	—	—
713950	Bowling centers .....	1 191	3 400	14 595	56	2	6	24	21	3	—	—	—	—	—	—
71399	All other amusement & recreation industries .....	2 409	8 532	41 451	206	108	37	33	20	6	1	1	—	—	—	—
713990	All other amusement & recreation industries .....	2 409	8 532	41 451	206	108	37	33	20	6	1	1	—	—	—	—
<b>72</b>	<b>Accommodation &amp; food services .....</b>	<b>206 185</b>	<b>638 283</b>	<b>2 576 791</b>	<b>9 913</b>	<b>2 832</b>	<b>1 650</b>	<b>2 136</b>	<b>2 460</b>	<b>609</b>	<b>185</b>	<b>28</b>	<b>9</b>	<b>4</b>		
721	Accommodation .....	42 104	192 522	773 984	1 287	484	171	246	254	51	48	21	8	4		
7211	Traveler accommodation .....	39 264	181 430	721 757	1 018	328	106	227	230	49	46	21	7	4		
72111	Hotels (exc casino hotels) & motels .....	37 174	171 485	683 771	930	266	95	217	228	49	46	19	7	3		
721110	Hotels (exc casino hotels) & motels .....	37 174	171 485	683 771	930	266	95	217	228	49	46	19	7	3		
72112	Casino hotels .....	1 748	8 919	33 549	3	—	—	—	—	—	—	2	—	1		
721120	Casino hotels .....	1 748	8 919	33 549	3	—	—	—	—	—	—	2	—	1		
72119	Other traveler accommodation .....	342	1 026	4 437	85	62	11	10	2	—	—	—	—	—		
721191	Bed & breakfast inns .....	232	576	2 555	57	42	7	7	1	—	—	—	—	—		
721199	All other traveler accommodation .....	110	450	1 882	28	20	4	3	1	—	—	—	—	—		
7212	RV parks & recreational camps .....	(H)	(D)	(D)	246	147	58	17	19	2	2	—	1	—		
72121	RV parks & recreational camps .....	(H)	(D)	(D)	246	147	58	17	19	2	2	—	1	—		
721211	RV parks & campgrounds .....	(G)	(D)	(D)	201	122	52	11	13	2	1	—	—	—		
721214	Recreational, vacation camps (exc campgrounds) .....	1 263	5 883	30 577	45	25	6	6	6	—	1	—	1	—		
7213	Rooming & boarding houses .....	(E)	(D)	(D)	23	9	7	2	5	—	—	—	—	—		
72131	Rooming & boarding houses .....	(E)	(D)	(D)	23	9	7	2	5	—	—	—	—	—		
721310	Rooming & boarding houses .....	(E)	(D)	(D)	23	9	7	2	5	—	—	—	—	—		
722	Food services & drinking places .....	164 081	445 761	1 802 807	8 626	2 348	1 479	1 890	2 206	558	137	7	1	—		
7221	Full-service restaurants .....	82 047	238 021	942 321	3 299	844	492	601	843	405	112	2	—	—		
72211	Full-service restaurants .....	82 047	238 021	942 321	3 299	844	492	601	843	405	112	2	—	—		
722110	Full-service restaurants .....	82 047	238 021	942 321	3 299	844	492	601	843	405	112	2	—	—		
7222	Limited-service eating places .....	65 674	165 363	681 287	4 013	939	639	1 092	1 222	105	12	4	—	—		
72221	Limited-service eating places .....	65 674	165 363	681 287	4 013	939	639	1 092	1 222	105	12	4	—	—		
722211	Limited-service restaurants .....	58 137	145 872	601 286	3 360	719	490	910	1 136	91	10	4	—	—		
722212	Cafeterias .....	1 377	4 424	17 200	87	34	16	13	18	6	—	—	—	—		
722213	Snack & nonalcoholic beverage bars .....	6 160	15 067	62 801	566	186	133	169	68	8	2	—	—	—		
7223	Special food services .....	9 294	26 897	114 637	518	169	131	103	70	32	11	1	1	—		
72231	Food service contractors .....	7 998	23 528	100 721	379	105	89	88	56	29	10	1	1	—		
722310	Food service contractors .....	7 998	23 528	100 721	379	105	89	88	56	29	10	1	1	—		
72232	Caterers .....	1 130	2 931	11 857	106	47	30	12	13	3	1	—	—	—		
722320	Caterers .....	1 130	2 931	11 857	106	47	30	12	13	3	1	—	—	—		
72233	Mobile food services .....	166	438	2 059	33	17	12	3	1	—	—	—	—	—		
722330	Mobile food services .....	166	438	2 059	33	17	12	3	1	—	—	—	—	—		
7224	Drinking places (alcoholic beverages) .....	7 066	15 480	64 562	796	396	217	94	71	16	2	—	—	—		
72241	Drinking places (alcoholic beverages) .....	7 066	15 480	64 562	796	396	217	94	71	16	2	—	—	—		
722410	Drinking places (alcoholic beverages) ..	7 066	15 480	64 562	796	396	217	94	71	16	2	—	—	—		
<b>81</b>	<b>Other services (except public administration) .....</b>	<b>79 830</b>	<b>408 697</b>	<b>1 708 051</b>	<b>10 336</b>	<b>6 028</b>	<b>2 263</b>	<b>1 280</b>	<b>581</b>	<b>127</b>	<b>48</b>	<b>8</b>	<b>—</b>	<b>1</b>		
811	Repair & maintenance .....	26 689	168 874	702 467	4 049	2 433	951	453	172	33	5	1	—	1		
8111	Automotive repair & maintenance .....	20 089	118 845	496 764	2 933	1 692	742	349	122	24	2	1	—	1		
81111	Automotive mechanical & electrical R&M ..	8 578	57 478	237 930	1 783	1 098	482	175	24	3	1	—	—	482		
811111	General automotive repair .....	6 927	46 952	194 573	1 445	901	373	149	19	2	1	—	—	—		
811112	Automotive exhaust system repair .....	(C)	(D)	(D)	54	42	—	—	—	—	—	—	—	—		
811113	Automotive transmission repair .....	(F)	(D)	(D)	120	58	51	8	3	—	—	—	—	—		
811118	Other automotive mechanical & electrical R&M .....	859	5 437	22 777	164	97	46	18	2	1	—	—	—	—		
81112	Automotive body, paint, interior & glass repair .....	6 506	43 287	183 578	676	370	148	103	48	6	—	—	—	—		
811121	Automotive body, paint & interior R&M ..	5 052	33 448	140 601	455	229	107	80	36	2	—	—	—	—		
811122	Automotive glass replacement shops .....	1 454	9 839	42 977	221	141	41	23	12	4	—	—	—	—		
81119	Other automotive R&M .....	5 005	18 080	75 256	474	224	112	71	50	15	1	1	—	—		
811191	Automotive oil change & lubrication shops .....	880	3 640	15 136	125	37	60	23	5	—	—	—	—	—		
811192	Car washes .....	3 127	9 648	41 076	273	141	46	37	33	15	1	—	—	—		
811198	All other automotive R&M .....	998	4 792	19 044	76	46	6	11	12	—	—	1	—	—		
8112	Electronic & precision equipment R&M .....	1 367	12 373	49 562	228	147	43	24	10	4	—	—	—	—		
81121	Electronic & precision equipment R&M .....	1 367	12 373	49 562	228	147	43	24	10	4	—	—	—	—		
811211	Consumer electronics R&M .....	308	2 097	7 443	57	36	14	5	1	1	—	—	—	—		
811212	Computer & office machine R&M .....	565	6 232	24 140	96	61	19	11	3	2	—	—	—	—		
811213	Communication equipment R&M .....	193	1 392	6 278	28	16	6	3	3	—	—	—	—	—		
811219	Other electronic & precision equipment R&M .....	301	2 652	11 701	47	34	4	5	3	1	—	—	—	—		
8113	Commercial equipment (exc auto & elec) R&M .....	2 752	23 038	93 602	379	224	77	48	25	4	1	—	—	—		
81131	Commercial equipment (exc auto & elec) R&M .....	2 752	23 038	93 602	379	224	77	48	25	4	1	—	—	—		
811310	Commercial equipment (exc auto & elec) R&M .....	2 752	23 038	93 602	379	224	77	48	25	4	1	—	—	—		
8114	Personal & household goods R&M .....	2 481	14 618	62 539	509	370	89	32	15	1	2	—	—	—		
81141	Home, garden equipment & appliance R&M .....	1 130	8 097	34 686	159	100	36	15	6	—	2	—	—	—		
811411	Home & garden equipment R&M .....	169	1 150	4 786	40	28	7	5	—	—	—	—	—	—		
811412	Appliance repair & maintenance .....	961	6 947	29 900	119	72	29	10	6	—	2	—	—	—		
81142	Reupholstery & furniture repair .....	455	2 327	9 816	101	74	18	5	3	1	—	—	—	—		
811420	Reupholstery & furniture repair .....	455	2 327	9 816	101	74	18	5	3	1	—	—	—	—		
81143	Footwear & leather goods repair .....	34	127	440	23	23	—	—	—	—	—	—	—	—		
811430	Footwear & leather goods repair .....	34	127	440	23	23	—	—	—	—	—	—	—	—		

See footnotes at end of table.

**Table 2. The State—Employees, Payroll, and Establishments by Industry: 2002—Con.**

[Excludes most government employees, railroad employees, and self-employed persons. Size class 1 to 4 includes establishments with payroll, but no employees, during mid-March pay period. (D) denotes figures withheld to avoid disclosing data for individual companies; the data are included in broader industry totals. For explanation of terms, abbreviations, and data reliability/comparability, see introductory text.]

NAICS code	Industry	Number of employees for week including March 12	Payroll (\$1,000)		Total number of establishments	Number of establishments by employment-size class										
			First quarter	Annual		1 to 4	5 to 9	10 to 19	20 to 49	50 to 99	100 to 249	250 to 499	500 to 999	1,000 or more		
<b>81</b>	<b>Other services (except public administration)—Con.</b>															
811	Repair & maintenance—Con.															
8114	Personal & household goods R&M—Con.															
81149	Other personal & household goods R&M ..	862	4 067	17 597	226	173	35	12	6	—	—	—	—	—	—	—
811490	Other personal & household goods R&M ..	862	4 067	17 597	226	173	35	12	6	—	—	—	—	—	—	—
812	Personal & laundry services .....	21 056	89 684	379 795	2 964	1 718	656	401	147	27	12	3	—	—	—	—
8121	Personal care services .....	9 496	37 500	164 234	1 564	902	375	219	57	9	1	1	—	—	—	—
81211	Hair, nail & skin care services .....	8 361	34 044	137 204	1 384	786	337	199	53	8	1	—	—	—	—	—
812111	Barber shops .....	202	939	3 659	66	52	11	3	—	—	—	—	—	—	—	—
812112	Beauty salons .....	7 865	32 228	129 495	1 210	641	317	191	52	8	1	—	—	—	—	—
812113	Nail salons .....	294	877	4 050	108	93	9	5	1	—	—	—	—	—	—	—
81219	Other personal care services .....	1 135	3 456	27 030	180	116	38	20	4	1	—	1	—	—	—	—
812191	Diet & weight reducing centers .....	496	1 599	8 839	37	22	6	7	1	—	—	1	—	—	—	—
812199	Other personal care services .....	639	1 857	18 191	143	94	32	13	3	1	—	—	—	—	—	—
8122	Death care services .....	1 676	9 468	37 930	175	69	53	33	18	2	—	—	—	—	—	—
81221	Funeral homes .....	1 075	6 761	26 656	140	55	48	30	7	—	—	—	—	—	—	—
812210	Funeral homes .....	1 075	6 761	26 656	140	55	48	30	7	—	—	—	—	—	—	—
81222	Cemeteries & crematories .....	601	2 707	11 274	35	14	5	3	11	2	—	—	—	—	—	—
812220	Cemeteries & crematories .....	601	2 707	11 274	35	14	5	3	11	2	—	—	—	—	—	—
8123	Drycleaning & laundry services .....	5 987	26 960	108 478	569	286	127	90	45	12	9	—	—	—	—	—
81231	Coin-operated laundries & drycleaners ..	987	3 123	13 376	184	120	42	15	6	1	—	—	—	—	—	—
812310	Coin-operated laundries & drycleaners ..	987	3 123	13 376	184	120	42	15	6	1	—	—	—	—	—	—
81232	Drycleaning & laundry services (exc coin-op) ..	2 860	9 934	39 769	348	161	80	72	33	2	—	—	—	—	—	—
812320	Drycleaning & laundry services (exc coin-op) ..	2 860	9 934	39 769	348	161	80	72	33	2	—	—	—	—	—	—
81233	Linen & uniform supply .....	2 140	13 903	55 333	37	5	5	3	6	9	—	—	—	—	—	—
812331	Linen supply .....	1 063	6 474	25 907	16	3	2	1	1	4	5	—	—	—	—	—
812332	Industrial launderers .....	1 077	7 429	29 426	21	2	3	2	5	5	4	—	—	—	—	—
8129	Other personal services .....	3 897	15 756	69 153	656	461	101	59	27	4	2	2	—	—	—	—
81291	Pet care (except veterinary) services .....	569	2 037	9 351	158	119	28	9	2	—	—	—	—	—	—	—
812910	Pet care (except veterinary) services .....	569	2 037	9 351	158	119	28	9	2	—	—	—	—	—	—	—
81292	Photofinishing .....	628	4 151	18 067	82	53	16	7	4	1	1	—	—	—	—	—
812921	Photofinishing laboratories (except one-hour) ..	500	3 668	15 889	56	39	8	3	4	1	1	—	—	—	—	—
812922	One-hour photofinishing .....	128	483	2 178	26	14	8	4	—	—	—	—	—	—	—	—
81293	Parking lots & garages .....	1 000	3 467	13 850	122	69	22	17	11	2	1	—	—	—	—	—
812930	Parking lots & garages .....	1 000	3 467	13 850	122	69	22	17	11	2	1	—	—	—	—	—
81299	All other personal services .....	1 700	6 101	27 885	294	220	35	26	10	1	—	2	—	—	—	—
812990	All other personal services .....	1 700	6 101	27 885	294	220	35	26	10	1	—	2	—	—	—	—
813	Religious, grantmaking, civic, prof & like organizations .....	32 085	150 139	625 789	3 323	1 877	656	426	262	67	31	4	—	—	—	—
8131	Religious organizations .....	18 046	64 606	265 738	1 827	990	389	234	154	41	18	1	—	—	—	—
81311	Religious organizations .....	18 046	64 606	265 738	1 827	990	389	234	154	41	18	1	—	—	—	—
813110	Religious organizations .....	18 046	64 606	265 738	1 827	990	389	234	154	41	18	1	—	—	—	—
8132	Grantmaking & giving services .....	2 001	15 570	65 537	214	132	36	24	12	7	3	—	—	—	—	—
81321	Grantmaking & giving services .....	2 001	15 570	65 537	214	132	36	24	12	7	3	—	—	—	—	—
813211	Grantmaking foundations .....	825	7 171	30 749	106	78	12	6	6	3	1	—	—	—	—	—
813212	Voluntary health organizations .....	870	6 158	25 255	78	40	16	15	2	3	2	—	—	—	—	—
813219	Other grantmaking & giving services .....	306	2 241	9 533	30	14	8	3	4	1	—	—	—	—	—	—
8133	Social advocacy organizations .....	2 150	12 425	54 723	178	105	34	20	12	4	2	1	—	—	—	—
81331	Social advocacy organizations .....	2 150	12 425	54 723	178	105	34	20	12	4	2	1	—	—	—	—
813311	Human rights organizations .....	403	2 072	8 972	24	9	8	5	1	—	—	—	—	—	—	—
813312	Environment & wildlife organizations .....	739	4 544	19 184	77	45	14	11	4	2	1	—	—	—	—	—
813319	Other social advocacy organizations .....	1 008	5 809	26 567	77	51	12	4	7	2	—	1	—	—	—	—
8134	Civic & social organizations .....	3 633	17 775	71 486	367	168	93	69	31	3	2	1	—	—	—	—
81341	Civic & social organizations .....	3 633	17 775	71 486	367	168	93	69	31	3	2	1	—	—	—	—
813410	Civic & social organizations .....	3 633	17 775	71 486	367	168	93	69	31	3	2	1	—	—	—	—
8139	Business, labor, political, like organizations ..	6 255	39 763	168 305	737	482	104	79	53	12	6	1	—	—	—	—
81391	Business associations .....	1 302	10 649	42 746	190	128	29	21	11	—	1	—	—	—	—	—
813910	Business associations .....	1 302	10 649	42 746	190	128	29	21	11	—	1	—	—	—	—	—
81392	Professional organizations .....	755	7 769	35 776	96	65	10	14	4	2	1	—	—	—	—	—
813920	Professional organizations .....	755	7 769	35 776	96	65	10	14	4	2	1	—	—	—	—	—
81393	Labor unions & similar labor organizations .....	1 004	5 250	21 756	126	61	34	18	12	1	—	—	—	—	—	—
813930	Labor unions & similar labor organizations .....	1 004	5 250	21 756	126	61	34	18	12	1	—	—	—	—	—	—
81394	Political organizations .....	70	456	2 516	34	31	2	1	—	—	—	—	—	—	—	—
813940	Political organizations .....	70	456	2 516	34	31	2	1	—	—	—	—	—	—	—	—
81399	Oth similar organizations (exc business, prof, labor, pol) .....	3 124	15 639	65 511	291	197	29	25	26	9	4	1	—	—	—	—
813990	Oth similar organizations (exc business, prof, labor, pol) .....	3 124	15 639	65 511	291	197	29	25	26	9	4	1	—	—	—	—
<b>95</b>	<b>Auxiliaries (exc corporate, subsidiary &amp; regional mgt) .....</b>	<b>18 085</b>	<b>181 104</b>	<b>711 569</b>	<b>254</b>	<b>87</b>	<b>35</b>	<b>46</b>	<b>34</b>	<b>18</b>	<b>11</b>	<b>14</b>	<b>6</b>	<b>3</b>		
<b>99</b>	<b>Unclassified establishments .....</b>	<b>427</b>	<b>2 115</b>	<b>17 299</b>	<b>552</b>	<b>527</b>	<b>19</b>	<b>5</b>	<b>1</b>							

Note: Employment-size classes are indicated as follows: A—0 to 19; B—20 to 99; C—100 to 249; E—250 to 499; F—500 to 999; G—1,000 to 2,499; H—2,500 to 4,999; I—5,000 to 9,999; J—10,000 to 24,999; K—25,000 to 49,999; L—50,000 to 99,999; M—100,000 or more.

**Table 3. The State—Employees and Annual Payroll by Employment-Size Class: 2002**

[Excludes most government employees, railroad employees, and self-employed persons. Size class 1 to 4 includes establishments with payroll, but no employees, during mid-March pay period. (D) denotes figures withheld to avoid disclosing data for individual companies; the data are included in broader industry totals. For explanation of terms, abbreviations, and data reliability/comparability, see introductory text]

NAICS code	Major group	Total	Employment-size class								
			1 to 4	5 to 9	10 to 19	20 to 49	50 to 99	100 to 249	250 to 499	500 to 999	1,000 or more
	<b>Total number of employees ..</b>	<b>1 945 472</b>	<b>104 540</b>	<b>150 770</b>	<b>212 463</b>	<b>330 760</b>	<b>251 166</b>	<b>320 675</b>	<b>177 247</b>	<b>139 743</b>	<b>258 108</b>
	<b>Total payroll, annual (\$1,000) .....</b>	<b>61 108 350</b>	<b>3 926 766</b>	<b>4 138 451</b>	<b>5 774 899</b>	<b>8 900 365</b>	<b>7 269 579</b>	<b>9 908 830</b>	<b>6 134 634</b>	<b>4 974 836</b>	<b>10 079 990</b>
<b>11</b>	<b>FORESTRY, FISHING, HUNTING, AND AGRICULTURE SUPPORT</b>										
	<b>Number of employees .....</b>	<b>1 836</b>	<b>232</b>	<b>(D)</b>	<b>312</b>	<b>(D)</b>	<b>(D)</b>	<b>(D)</b>	<b>-</b>	<b>-</b>	<b>-</b>
	<b>Payroll, annual (\$1,000) .....</b>	<b>42 223</b>	<b>7 837</b>	<b>(D)</b>	<b>8 369</b>	<b>(D)</b>	<b>(D)</b>	<b>(D)</b>	<b>-</b>	<b>-</b>	<b>-</b>
113	Forestry and logging										
	Number of employees .....	(B)	(D)	(D)	46	-	-	-	-	-	-
	Payroll, annual (\$1,000) .....	(D)	(D)	(D)	1 263	-	-	-	-	-	-
114	Fishing, hunting & trapping										
	Number of employees .....	(C)	(D)	(D)	-	(D)	-	-	-	-	-
	Payroll, annual (\$1,000) .....	(D)	(D)	(D)	-	(D)	-	-	-	-	-
115	Agriculture & forestry support activities										
	Number of employees .....	1 640	(D)	(D)	266	(D)	(D)	(D)	-	-	-
	Payroll, annual (\$1,000) .....	37 766	(D)	(D)	7 106	(D)	(D)	(D)	-	-	-
<b>21</b>	<b>MINING</b>										
	<b>Number of employees .....</b>	<b>8 231</b>	<b>142</b>	<b>(D)</b>	<b>(D)</b>	<b>(D)</b>	<b>(D)</b>	<b>(D)</b>	<b>2 407</b>	<b>(D)</b>	<b>(D)</b>
	<b>Payroll, annual (\$1,000) .....</b>	<b>335 911</b>	<b>6 347</b>	<b>(D)</b>	<b>(D)</b>	<b>(D)</b>	<b>(D)</b>	<b>(D)</b>	<b>107 014</b>	<b>(D)</b>	<b>(D)</b>
211	Oil & gas extraction										
	Number of employees .....	164	(D)	(D)	(D)	(D)	(D)	-	-	-	-
	Payroll, annual (\$1,000) .....	5 311	(D)	(D)	(D)	(D)	(D)	-	-	-	-
212	Mining (except oil & gas)										
	Number of employees .....	7 809	(D)	155	(D)	(D)	399	(D)	2 407	(D)	(D)
	Payroll, annual (\$1,000) .....	320 169	(D)	4 814	(D)	(D)	13 479	(D)	107 014	(D)	(D)
213	Mining support activities										
	Number of employees .....	258	(D)	(D)	(D)	(D)	(D)	-	-	-	-
	Payroll, annual (\$1,000) .....	10 431	(D)	(D)	(D)	(D)	(D)	-	-	-	-
<b>22</b>	<b>UTILITIES</b>										
	<b>Number of employees .....</b>	<b>10 448</b>	<b>300</b>	<b>311</b>	<b>484</b>	<b>(D)</b>	<b>566</b>	<b>1 231</b>	<b>1 358</b>	<b>-</b>	<b>(D)</b>
	<b>Payroll, annual (\$1,000) .....</b>	<b>661 624</b>	<b>9 137</b>	<b>12 996</b>	<b>21 433</b>	<b>(D)</b>	<b>32 241</b>	<b>73 951</b>	<b>84 794</b>	<b>-</b>	<b>(D)</b>
221	Utilities										
	Number of employees .....	10 448	300	311	484	(D)	566	1 231	1 358	-	(D)
	Payroll, annual (\$1,000) .....	661 624	9 137	12 996	21 433	(D)	32 241	73 951	84 794	-	(D)
<b>23</b>	<b>CONSTRUCTION</b>										
	<b>Number of employees .....</b>	<b>165 875</b>	<b>11 919</b>	<b>15 134</b>	<b>21 050</b>	<b>33 043</b>	<b>26 702</b>	<b>25 469</b>	<b>16 526</b>	<b>7 681</b>	<b>8 351</b>
	<b>Payroll, annual (\$1,000) .....</b>	<b>5 551 197</b>	<b>400 237</b>	<b>395 469</b>	<b>614 476</b>	<b>1 074 213</b>	<b>966 244</b>	<b>915 688</b>	<b>629 074</b>	<b>280 300</b>	<b>275 496</b>
233	Building, developing & general contracting										
	Number of employees .....	33 780	4 104	4 550	5 457	6 854	6 125	3 612	(D)	(D)	-
	Payroll, annual (\$1,000) .....	1 401 320	154 557	136 175	180 570	284 335	298 746	180 506	(D)	(D)	-
234	Heavy construction										
	Number of employees .....	20 789	419	698	1 443	3 691	3 554	4 078	(D)	-	(D)
	Payroll, annual (\$1,000) .....	840 929	22 434	20 549	48 157	119 479	132 006	164 187	(D)	-	(D)
235	Special trade contractors										
	Number of employees .....	111 306	7 396	9 886	14 150	22 498	17 023	17 779	9 662	(D)	(D)
	Payroll, annual (\$1,000) .....	3 308 948	223 246	238 745	385 749	670 399	535 492	570 995	317 251	(D)	(D)
<b>31-33</b>	<b>MANUFACTURING</b>										
	<b>Number of employees .....</b>	<b>167 570</b>	<b>3 507</b>	<b>5 842</b>	<b>10 451</b>	<b>19 868</b>	<b>23 574</b>	<b>30 855</b>	<b>20 096</b>	<b>14 984</b>	<b>38 393</b>
	<b>Payroll, annual (\$1,000) .....</b>	<b>6 992 660</b>	<b>120 506</b>	<b>158 656</b>	<b>312 231</b>	<b>615 970</b>	<b>819 085</b>	<b>1 188 542</b>	<b>757 754</b>	<b>677 089</b>	<b>2 342 827</b>
311	Food mfg										
	Number of employees .....	8 069	154	149	354	(D)	981	1 551	1 804	(D)	(D)
	Payroll, annual (\$1,000) .....	229 006	3 402	1 854	8 941	(D)	29 853	53 616	65 458	(D)	(D)
312	Beverage & tobacco product mfg										
	Number of employees .....	1 672	22	(D)	(D)	(D)	177	(D)	(D)	-	-
	Payroll, annual (\$1,000) .....	53 007	888	(D)	(D)	(D)	5 265	(D)	(D)	-	-
313	Textile mills										
	Number of employees .....	622	(D)	(D)	(D)	(D)	-	-	-	(D)	-
	Payroll, annual (\$1,000) .....	16 810	(D)	(D)	(D)	(D)	-	-	-	(D)	-
314	Textile product mills										
	Number of employees .....	1 095	74	135	241	(D)	(D)	(D)	-	-	-
	Payroll, annual (\$1,000) .....	23 965	2 711	2 537	5 081	(D)	(D)	(D)	-	-	-
315	Apparel manufacturing										
	Number of employees .....	913	68	(D)	(D)	(D)	361	(D)	-	-	-
	Payroll, annual (\$1,000) .....	19 049	2 288	(D)	(D)	(D)	6 428	(D)	-	-	-
316	Leather & allied product mfg										
	Number of employees .....	95	(D)	(D)	(D)	-	-	-	-	-	-
	Payroll, annual (\$1,000) .....	2 019	(D)	(D)	(D)	-	-	-	-	-	-
321	Wood product mfg										
	Number of employees .....	9 555	102	209	(D)	1 079	1 669	2 406	(D)	(D)	-
	Payroll, annual (\$1,000) .....	247 671	4 417	5 347	(D)	26 092	50 755	69 664	(D)	(D)	-
322	Paper mfg										
	Number of employees .....	2 387	(D)	(D)	(D)	(D)	372	1 264	(D)	-	-
	Payroll, annual (\$1,000) .....	81 983	(D)	(D)	(D)	(D)	13 339	41 552	(D)	-	-

See footnotes at end of table.



**Table 3. The State—Employees and Annual Payroll by Employment-Size Class: 2002—Con.**

[Excludes most government employees, railroad employees, and self-employed persons. Size class 1 to 4 includes establishments with payroll, but no employees, during mid-March pay period. (D) denotes figures withheld to avoid disclosing data for individual companies; the data are included in broader industry totals. For explanation of terms, abbreviations, and data reliability/comparability, see introductory text]

NAICS code	Major group	Employment-size class									
		Total	1 to 4	5 to 9	10 to 19	20 to 49	50 to 99	100 to 249	250 to 499	500 to 999	1,000 or more
<b>31-33</b>	<b>MANUFACTURING—Con.</b>										
323	Printing & related support activities										
	Number of employees	7 008	560	(D)	1 356	1 755	1 406	(D)	(D)	—	—
	Payroll, annual (\$1,000)	220 409	13 931	(D)	39 696	56 424	51 542	(D)	(D)	—	—
324	Petroleum & coal products mfg										
	Number of employees	323	(D)	87	(D)	(D)	(D)	—	—	—	—
	Payroll, annual (\$1,000)	15 904	(D)	3 696	(D)	(D)	(D)	—	—	—	—
325	Chemical mfg										
	Number of employees	5 244	128	(D)	357	951	670	1 257	—	—	(D)
	Payroll, annual (\$1,000)	189 358	6 231	(D)	13 287	33 488	24 547	61 746	—	—	(D)
326	Plastics & rubber products mfg										
	Number of employees	8 295	119	190	497	1 563	2 327	2 243	1 356	—	—
	Payroll, annual (\$1,000)	269 815	7 354	6 363	14 107	41 772	78 309	75 211	46 699	—	—
327	Nonmetallic mineral product mfg										
	Number of employees	7 161	117	350	661	1 672	2 405	1 956	—	—	—
	Payroll, annual (\$1,000)	235 562	3 697	9 391	21 663	49 522	74 314	76 975	—	—	—
331	Primary metal mfg										
	Number of employees	4 648	69	107	282	(D)	577	1 004	1 122	—	(D)
	Payroll, annual (\$1,000)	166 233	2 189	2 191	9 210	(D)	16 987	39 286	41 682	—	(D)
332	Fabricated metal product mfg										
	Number of employees	19 288	658	(D)	1 960	3 859	3 829	3 746	2 861	—	(D)
	Payroll, annual (\$1,000)	690 238	21 472	(D)	58 456	125 010	135 993	140 186	94 177	—	(D)
333	Machinery mfg										
	Number of employees	8 274	213	(D)	(D)	1 232	975	2 698	1 076	(D)	—
	Payroll, annual (\$1,000)	320 131	8 941	(D)	(D)	44 381	41 462	116 805	47 446	(D)	—
334	Computer & electronic product mfg										
	Number of employees	35 192	163	292	704	1 343	2 765	4 959	3 748	6 919	14 299
	Payroll, annual (\$1,000)	1 931 278	9 901	10 314	24 064	51 675	117 024	243 752	201 307	410 158	863 083
335	Electrical equip, appliance & component mfg										
	Number of employees	2 956	64	(D)	217	282	399	645	(D)	(D)	—
	Payroll, annual (\$1,000)	110 331	1 727	(D)	6 923	10 219	16 890	26 924	(D)	(D)	—
336	Transportation equipment mfg										
	Number of employees	27 222	124	(D)	441	(D)	1 637	2 180	2 463	(D)	17 559
	Payroll, annual (\$1,000)	1 593 907	5 167	(D)	15 248	(D)	64 759	87 730	79 671	(D)	1 198 045
337	Furniture & related product mfg										
	Number of employees	8 663	337	(D)	742	1 684	1 276	1 899	1 263	(D)	—
	Payroll, annual (\$1,000)	223 872	10 161	(D)	18 526	45 586	36 339	52 253	28 788	(D)	—
339	Miscellaneous mfg										
	Number of employees	8 888	477	(D)	923	1 111	1 456	1 313	931	(D)	(D)
	Payroll, annual (\$1,000)	352 112	13 490	(D)	26 183	34 161	44 931	54 165	45 366	(D)	(D)
<b>42</b>	<b>WHOLESALE TRADE</b>										
	Number of employees	84 610	6 299	8 462	12 092	18 857	11 257	11 179	8 220	(D)	(D)
	Payroll, annual (\$1,000)	3 561 922	269 188	308 751	457 932	760 292	447 049	549 953	359 517	(D)	(D)
421	Wholesale trade, durable goods										
	Number of employees	51 277	4 354	6 049	8 129	12 132	6 522	6 700	3 869	(D)	(D)
	Payroll, annual (\$1,000)	2 370 881	192 076	224 656	318 744	518 882	288 887	365 088	196 570	(D)	(D)
422	Wholesale trade, nondurable goods										
	Number of employees	33 333	1 945	2 413	3 963	6 725	4 735	4 479	4 351	(D)	(D)
	Payroll, annual (\$1,000)	1 191 041	77 112	84 095	139 188	241 410	158 162	184 865	162 947	(D)	(D)
<b>44-45</b>	<b>RETAIL TRADE</b>										
	Number of employees	279 830	13 927	31 625	35 895	45 727	34 555	76 675	25 060	(D)	(D)
	Payroll, annual (\$1,000)	6 664 207	369 586	619 665	711 666	1 014 703	848 628	1 940 460	689 606	(D)	(D)
441	Motor vehicle & parts dealers										
	Number of employees	41 409	1 169	3 435	5 091	6 100	6 198	11 130	5 523	(D)	(D)
	Payroll, annual (\$1,000)	1 533 520	37 963	90 157	130 495	188 554	243 882	494 864	234 091	(D)	(D)
442	Furniture & home furnishing stores										
	Number of employees	9 917	1 283	1 750	2 533	2 651	(D)	(D)	—	—	—
	Payroll, annual (\$1,000)	263 274	33 829	41 976	61 308	68 785	(D)	(D)	—	—	—
443	Electronics & appliance stores										
	Number of employees	10 272	806	1 434	931	1 365	891	(D)	(D)	—	(D)
	Payroll, annual (\$1,000)	276 527	23 619	32 493	27 449	38 526	28 965	(D)	(D)	—	(D)
444	Bldg material & garden equip & supp dealers										
	Number of employees	24 250	(D)	2 182	3 610	4 473	1 859	(D)	(D)	(D)	—
	Payroll, annual (\$1,000)	654 129	(D)	57 181	102 781	128 614	59 974	(D)	(D)	(D)	—
445	Food & beverage stores										
	Number of employees	58 309	1 281	2 268	(D)	4 049	11 991	32 132	(D)	(D)	—
	Payroll, annual (\$1,000)	1 331 960	40 225	34 033	(D)	79 272	278 294	782 213	(D)	(D)	—
446	Health & personal care stores										
	Number of employees	14 922	1 064	1 909	1 870	7 076	1 849	(D)	(D)	—	—
	Payroll, annual (\$1,000)	407 778	29 793	44 305	47 294	203 123	45 007	(D)	(D)	—	—
447	Gasoline stations										
	Number of employees	16 677	725	6 069	5 622	1 906	1 798	557	—	—	—
	Payroll, annual (\$1,000)	276 983	23 735	106 810	84 169	24 845	28 224	9 200	—	—	—
448	Clothing & clothing accessories stores										
	Number of employees	22 340	1 995	5 652	5 110	6 504	1 844	(D)	(D)	(D)	—
	Payroll, annual (\$1,000)	336 591	38 560	90 732	69 853	80 614	24 013	(D)	(D)	(D)	—

See footnotes at end of table.

**Table 3. The State—Employees and Annual Payroll by Employment-Size Class: 2002—Con.**

[Excludes most government employees, railroad employees, and self-employed persons. Size class 1 to 4 includes establishments with payroll, but no employees, during mid-March pay period. (D) denotes figures withheld to avoid disclosing data for individual companies; the data are included in broader industry totals. For explanation of terms, abbreviations, and data reliability/comparability, see introductory text]

NAICS code	Major group	Employment-size class									
		Total	1 to 4	5 to 9	10 to 19	20 to 49	50 to 99	100 to 249	250 to 499	500 to 999	1,000 or more
<b>44-45</b>	<b>RETAIL TRADE—Con.</b>										
451	Sporting goods, hobby, book & music stores										
	Number of employees .....	10 734	984	2 089	2 745	2 996	1 920	—	—	—	—
	Payroll, annual (\$1,000).....	162 943	20 477	34 345	42 994	40 861	24 266	—	—	—	—
452	General merchandise stores										
	Number of employees .....	44 788	(D)	(D)	(D)	2 080	3 443	19 861	(D)	(D)	—
	Payroll, annual (\$1,000).....	804 378	(D)	(D)	(D)	22 185	50 594	351 061	(D)	(D)	—
453	Miscellaneous store retailers										
	Number of employees .....	17 568	2 721	3 593	4 589	5 274	1 391	—	—	—	—
	Payroll, annual (\$1,000).....	312 644	51 998	59 456	73 483	102 953	24 754	—	—	—	—
454	Nonstore retailers										
	Number of employees .....	8 644	704	(D)	1 088	1 253	(D)	(D)	1 557	(D)	—
	Payroll, annual (\$1,000).....	303 480	34 488	(D)	33 555	36 371	(D)	(D)	51 085	(D)	—
<b>48-49</b>	<b>TRANSPORTATION &amp; WAREHOUSING</b>										
	<b>Number of employees .....</b>	<b>80 663</b>	<b>2 516</b>	<b>2 869</b>	<b>4 376</b>	<b>6 783</b>	<b>5 641</b>	<b>7 989</b>	<b>4 743</b>	<b>3 074</b>	<b>42 672</b>
	<b>Payroll, annual (\$1,000).....</b>	<b>2 639 053</b>	<b>81 524</b>	<b>84 617</b>	<b>128 943</b>	<b>210 833</b>	<b>181 351</b>	<b>263 944</b>	<b>138 634</b>	<b>94 339</b>	<b>1 454 868</b>
481	Air transportation										
	Number of employees .....	16 604	(D)	124	164	154	(D)	(D)	(D)	(D)	(D)
	Payroll, annual (\$1,000).....	718 328	(D)	5 447	6 911	6 499	(D)	(D)	(D)	(D)	(D)
483	Water transportation										
	Number of employees .....	(B)	(D)	—	—	—	(D)	—	—	—	—
	Payroll, annual (\$1,000).....	(D)	(D)	—	—	—	(D)	—	—	—	—
484	Truck transportation										
	Number of employees .....	31 490	1 321	1 375	2 289	3 404	2 093	3 102	(D)	(D)	(D)
	Payroll, annual (\$1,000).....	963 713	36 062	39 910	70 263	109 835	73 619	114 946	(D)	(D)	(D)
485	Transit & ground passenger transportation										
	Number of employees .....	6 527	(D)	260	(D)	763	1 116	1 578	(D)	—	(D)
	Payroll, annual (\$1,000).....	155 889	(D)	4 282	(D)	17 340	17 533	36 401	(D)	—	(D)
486	Pipeline transportation										
	Number of employees .....	(C)	(D)	39	(D)	(D)	—	—	—	—	—
	Payroll, annual (\$1,000).....	(D)	(D)	3 646	(D)	(D)	—	—	—	—	—
487	Scenic & sightseeing transportation										
	Number of employees .....	(F)	(D)	(D)	(D)	(D)	(D)	—	(D)	—	—
	Payroll, annual (\$1,000).....	(D)	(D)	(D)	(D)	(D)	(D)	—	(D)	—	—
488	Transportation support activities										
	Number of employees .....	13 437	613	(D)	848	973	1 013	(D)	(D)	—	(D)
	Payroll, annual (\$1,000).....	390 615	23 003	(D)	23 944	29 685	45 226	(D)	(D)	—	(D)
492	Couriers & messengers										
	Number of employees .....	10 339	244	263	(D)	905	552	(D)	(D)	—	(D)
	Payroll, annual (\$1,000).....	336 417	8 553	7 622	(D)	26 514	19 200	(D)	(D)	—	(D)
493	Warehousing & storage										
	Number of employees .....	1 285	(D)	(D)	205	314	406	(D)	—	—	—
	Payroll, annual (\$1,000).....	37 229	(D)	(D)	7 520	8 366	12 228	(D)	—	—	—
<b>51</b>	<b>INFORMATION</b>										
	<b>Number of employees .....</b>	<b>54 430</b>	<b>1 749</b>	<b>2 383</b>	<b>3 625</b>	<b>6 371</b>	<b>8 193</b>	<b>11 525</b>	<b>3 262</b>	<b>8 958</b>	<b>8 364</b>
	<b>Payroll, annual (\$1,000).....</b>	<b>2 566 725</b>	<b>89 368</b>	<b>96 715</b>	<b>145 735</b>	<b>290 741</b>	<b>350 802</b>	<b>506 537</b>	<b>127 469</b>	<b>417 934</b>	<b>541 424</b>
511	Publishing industries										
	Number of employees .....	13 976	(D)	(D)	(D)	1 720	1 858	(D)	(D)	(D)	(D)
	Payroll, annual (\$1,000).....	925 966	(D)	(D)	(D)	81 871	99 302	(D)	(D)	(D)	(D)
512	Motion picture & sound recording industries										
	Number of employees .....	3 739	(D)	(D)	(D)	744	1 266	1 040	—	—	—
	Payroll, annual (\$1,000).....	50 764	(D)	(D)	(D)	11 916	14 471	9 281	—	—	—
513	Broadcasting & telecommunications										
	Number of employees .....	25 150	(D)	(D)	(D)	2 997	3 831	6 043	(D)	(D)	(D)
	Payroll, annual (\$1,000).....	1 100 629	(D)	(D)	(D)	155 029	177 157	308 171	(D)	(D)	(D)
514	Information & data processing services										
	Number of employees .....	11 565	(D)	(D)	(D)	910	1 238	(D)	(D)	(D)	—
	Payroll, annual (\$1,000).....	489 366	(D)	(D)	(D)	41 925	59 872	(D)	(D)	(D)	—
<b>52</b>	<b>FINANCE &amp; INSURANCE</b>										
	<b>Number of employees .....</b>	<b>109 145</b>	<b>8 132</b>	<b>8 639</b>	<b>12 878</b>	<b>14 918</b>	<b>10 564</b>	<b>17 944</b>	<b>14 097</b>	<b>11 319</b>	<b>10 654</b>
	<b>Payroll, annual (\$1,000).....</b>	<b>4 624 398</b>	<b>407 571</b>	<b>342 553</b>	<b>502 797</b>	<b>699 444</b>	<b>526 112</b>	<b>788 771</b>	<b>592 457</b>	<b>372 287</b>	<b>392 406</b>
521	Monetary authorities - central bank										
	Number of employees .....	(B)	—	—	—	—	(D)	—	—	—	—
	Payroll, annual (\$1,000).....	(D)	—	—	—	—	(D)	—	—	—	—
522	Credit intermediation & related activities										
	Number of employees .....	62 772	2 603	4 717	9 397	9 406	4 585	8 664	8 706	9 279	5 415
	Payroll, annual (\$1,000).....	2 450 155	161 871	183 649	336 638	407 506	195 895	333 500	367 039	286 526	177 531
523	Security, commodity contracts & like activity										
	Number of employees .....	10 201	1 417	(D)	(D)	1 549	(D)	2 250	(D)	—	(D)
	Payroll, annual (\$1,000).....	608 171	87 328	(D)	(D)	114 022	(D)	129 058	(D)	—	(D)

See footnotes at end of table.

**Table 3. The State—Employees and Annual Payroll by Employment-Size Class: 2002—Con.**

[Excludes most government employees, railroad employees, and self-employed persons. Size class 1 to 4 includes establishments with payroll, but no employees, during mid-March pay period. (D) denotes figures withheld to avoid disclosing data for individual companies; the data are included in broader industry totals. For explanation of terms, abbreviations, and data reliability/comparability, see introductory text]

NAICS code	Major group	Employment-size class									
		Total	1 to 4	5 to 9	10 to 19	20 to 49	50 to 99	100 to 249	250 to 499	500 to 999	1,000 or more
<b>52</b>	<b>FINANCE &amp; INSURANCE—Con.</b>										
524	Insurance carriers & related activities										
	Number of employees .....	35 743	4 035	(D)	2 381	3 825	4 284	7 030	(D)	2 040	(D)
	Payroll, annual (\$1,000).....	1 552 630	153 126	(D)	99 243	175 801	199 755	326 213	(D)	85 761	(D)
525	Funds, trusts, & other financial vehicles (part)										
	Number of employees .....	(E)	77	(D)	(D)	138	—	—	—	—	—
	Payroll, annual (\$1,000).....	(D)	5 246	(D)	(D)	2 115	—	—	—	—	—
<b>53</b>	<b>REAL ESTATE &amp; RENTAL &amp; LEASING</b>										
	Number of employees .....	44 398	6 952	6 955	7 208	6 321	5 438	3 698	3 672	(D)	(D)
	Payroll, annual (\$1,000).....	1 305 798	239 326	192 667	197 740	202 238	160 816	86 467	85 691	(D)	(D)
531	Real estate										
	Number of employees .....	30 116	6 037	(D)	4 213	4 035	3 433	2 479	(D)	(D)	(D)
	Payroll, annual (\$1,000).....	930 055	211 272	(D)	134 153	126 089	106 153	59 914	(D)	(D)	(D)
532	Rental & leasing services										
	Number of employees .....	13 874	(D)	(D)	2 923	2 162	2 005	(D)	(D)	(D)	—
	Payroll, annual (\$1,000).....	360 127	(D)	(D)	59 171	70 437	54 663	(D)	(D)	(D)	—
533	Lessors of other nonfinancial intangible asset										
	Number of employees .....	408	(D)	(D)	72	124	—	(D)	—	—	—
	Payroll, annual (\$1,000).....	15 616	(D)	(D)	4 416	5 712	—	(D)	—	—	—
<b>54</b>	<b>PROFESSIONAL, SCIENTIFIC &amp; TECHNICAL SERVICES</b>										
	Number of employees .....	113 699	13 779	12 260	14 971	20 136	12 220	15 025	5 660	6 408	13 240
	Payroll, annual (\$1,000).....	5 025 983	624 622	500 171	641 980	916 631	590 292	742 154	271 107	236 500	502 526
541	Professional, scientific & technical services										
	Number of employees .....	113 699	13 779	12 260	14 971	20 136	12 220	15 025	5 660	6 408	13 240
	Payroll, annual (\$1,000).....	5 025 983	624 622	500 171	641 980	916 631	590 292	742 154	271 107	236 500	502 526
<b>55</b>	<b>MANAGEMENT OF COMPANIES &amp; ENTERPRISES</b>										
	Number of employees .....	44 734	492	795	1 554	3 585	5 021	5 692	6 330	10 094	11 171
	Payroll, annual (\$1,000).....	2 445 845	36 670	48 968	98 459	188 103	253 810	260 551	348 932	592 956	617 396
551	Management of companies & enterprises										
	Number of employees .....	44 734	492	795	1 554	3 585	5 021	5 692	6 330	10 094	11 171
	Payroll, annual (\$1,000).....	2 445 845	36 670	48 968	98 459	188 103	253 810	260 551	348 932	592 956	617 396
<b>56</b>	<b>ADMIN, SUPPORT, WASTE MGT, REMEDIATION SERVICES</b>										
	Number of employees .....	192 657	6 093	(D)	9 830	17 848	24 886	33 215	24 964	25 490	(D)
	Payroll, annual (\$1,000).....	4 405 270	199 047	(D)	254 721	453 899	607 180	685 910	576 972	605 524	(D)
561	Administrative & support services										
	Number of employees .....	188 839	5 889	(D)	9 382	17 167	23 883	(D)	(D)	25 490	(D)
	Payroll, annual (\$1,000).....	4 273 525	192 422	(D)	241 815	431 077	575 945	(D)	(D)	605 524	(D)
562	Waste management & remediation services										
	Number of employees .....	3 818	204	(D)	448	681	1 003	(D)	(D)	—	—
	Payroll, annual (\$1,000).....	131 745	6 625	(D)	12 906	22 822	31 235	(D)	(D)	—	—
<b>61</b>	<b>EDUCATIONAL SERVICES</b>										
	Number of employees .....	30 549	921	1 576	3 455	6 833	5 032	4 871	3 728	(D)	(D)
	Payroll, annual (\$1,000).....	804 474	31 967	34 176	71 122	148 718	103 910	143 114	122 033	(D)	(D)
611	Educational services										
	Number of employees .....	30 549	921	1 576	3 455	6 833	5 032	4 871	3 728	(D)	(D)
	Payroll, annual (\$1,000).....	804 474	31 967	34 176	71 122	148 718	103 910	143 114	122 033	(D)	(D)
<b>62</b>	<b>HEALTH CARE AND SOCIAL ASSISTANCE</b>										
	Number of employees .....	214 185	10 418	18 732	22 952	29 818	18 611	31 723	16 327	15 545	50 059
	Payroll, annual (\$1,000).....	7 488 162	590 211	713 062	839 846	944 842	545 532	854 438	526 310	569 389	1 904 532
621	Ambulatory health care services										
	Number of employees .....	79 865	8 580	14 300	15 220	15 564	8 782	7 624	4 307	(D)	(D)
	Payroll, annual (\$1,000).....	3 668 443	533 057	626 200	703 216	704 751	354 924	311 043	180 972	(D)	(D)
622	Hospitals										
	Number of employees .....	69 246	16	(D)	(D)	141	464	(D)	(D)	(D)	(D)
	Payroll, annual (\$1,000).....	2 571 026	4 063	(D)	(D)	4 908	15 945	(D)	(D)	(D)	(D)
623	Nursing & residential care facilities										
	Number of employees .....	34 198	551	(D)	(D)	3 628	4 816	15 331	4 966	(D)	—
	Payroll, annual (\$1,000).....	704 985	20 665	(D)	(D)	66 038	91 519	325 774	102 581	(D)	—
624	Social assistance										
	Number of employees .....	30 876	1 271	(D)	(D)	10 485	4 549	(D)	(D)	—	—
	Payroll, annual (\$1,000).....	543 708	32 426	(D)	(D)	169 145	83 144	(D)	(D)	—	—

See footnotes at end of table.

**Table 3. The State—Employees and Annual Payroll by Employment-Size Class: 2002—Con.**

[Excludes most government employees, railroad employees, and self-employed persons. Size class 1 to 4 includes establishments with payroll, but no employees, during mid-March pay period. (D) denotes figures withheld to avoid disclosing data for individual companies; the data are included in broader industry totals. For explanation of terms, abbreviations, and data reliability/comparability, see introductory text]

NAICS code	Major group	Total	Employment-size class									
			1 to 4	5 to 9	10 to 19	20 to 49	50 to 99	100 to 249	250 to 499	500 to 999	1,000 or more	
<b>71</b>	<b>ARTS, ENTERTAINMENT &amp; RECREATION</b>											
	Number of employees .....	38 085	1 081	1 318	2 639	6 668	7 684	8 488	4 757	(D)	(D)	
	Payroll, annual (\$1,000) .....	979 188	44 454	27 016	43 126	99 060	101 990	270 254	277 956	(D)	(D)	
711	Performing arts, spectator sports & related industries											
	Number of employees .....	7 230	515	(D)	471	855	733	1 665	1 188	(D)	(D)	—
	Payroll, annual (\$1,000) .....	455 001	22 777	(D)	11 959	15 256	12 730	163 569	206 568	(D)	(D)	—
712	Museums, historical sites & like institutions											
	Number of employees .....	1 630	110	(D)	143	291	291	380	(D)	(D)	(D)	—
	Payroll, annual (\$1,000) .....	35 805	2 086	(D)	2 879	5 511	7 477	9 285	(D)	(D)	(D)	—
713	Amusement, gambling & recreation industries											
	Number of employees .....	29 225	456	865	2 025	5 522	6 660	6 443	(D)	2 733	(D)	(D)
	Payroll, annual (\$1,000) .....	488 382	19 591	15 559	28 288	78 293	81 783	97 400	(D)	71 160	(D)	(D)
<b>72</b>	<b>ACCOMMODATION &amp; FOOD SERVICES</b>											
	Number of employees .....	206 185	4 552	11 213	30 602	73 679	40 791	24 667	9 152	6 351	5 178	5 178
	Payroll, annual (\$1,000) .....	2 576 791	119 365	120 452	319 666	788 209	461 678	350 496	189 810	134 761	92 354	92 354
721	Accommodation											
	Number of employees .....	42 104	808	1 145	3 628	7 591	3 642	(D)	7 027	(D)	(D)	5 178
	Payroll, annual (\$1,000) .....	773 984	20 980	14 822	43 475	105 432	52 404	(D)	159 040	(D)	(D)	92 354
722	Food services & drinking places											
	Number of employees .....	164 081	3 744	10 068	26 974	66 088	37 149	(D)	2 125	(D)	(D)	—
	Payroll, annual (\$1,000) .....	1 802 807	98 385	105 630	276 191	682 777	409 274	(D)	30 770	(D)	(D)	—
<b>81</b>	<b>OTHER SERVICES (EXCEPT PUBLIC ADMINISTRATION)</b>											
	Number of employees .....	79 830	11 159	14 817	16 965	17 167	8 186	(D)	2 696	—	(D)	(D)
	Payroll, annual (\$1,000) .....	1 708 051	254 042	299 753	361 038	363 438	178 019	(D)	63 538	—	(D)	(D)
811	Repair & maintenance											
	Number of employees .....	26 689	4 654	6 195	5 940	4 972	2 075	(D)	(D)	(D)	(D)	(D)
	Payroll, annual (\$1,000) .....	702 467	115 181	160 446	168 003	137 051	52 842	(D)	(D)	(D)	(D)	(D)
812	Personal & laundry services											
	Number of employees .....	21 056	2 872	4 387	5 338	4 215	1 722	(D)	(D)	(D)	(D)	—
	Payroll, annual (\$1,000) .....	379 795	64 051	65 880	84 142	76 396	37 636	(D)	(D)	(D)	(D)	—
813	Religious, grantmaking, civic, prof & like organizations											
	Number of employees .....	32 085	3 633	4 235	5 687	7 980	4 389	4 733	1 428	—	—	—
	Payroll, annual (\$1,000) .....	625 789	74 810	73 427	108 893	149 991	87 541	86 132	44 995	—	—	—
<b>95</b>	<b>AUXILIARIES (EXC CORPORATE, SUBSIDIARY &amp; REGIONAL MGT)</b>											
	Number of employees .....	18 085	163	225	629	1 048	1 262	1 928	4 192	4 383	4 255	4 255
	Payroll, annual (\$1,000) .....	711 569	12 111	11 369	26 088	39 643	67 818	93 679	185 966	150 714	124 181	124 181
<b>99</b>	<b>UNCLASSIFIED ESTABLISHMENTS</b>											
	Number of employees .....	427	207	(D)	(D)	(D)	—	—	—	—	—	—
	Payroll, annual (\$1,000) .....	17 299	13 650	(D)	(D)	(D)	—	—	—	—	—	—

Note: Employment-size classes are indicated as follows: A—0 to 19; B—20 to 99; C—100 to 249; E—250 to 499; F—500 to 999; G—1,000 to 2,499; H—2,500 to 4,999; I—5,000 to 9,999; J—10,000 to 24,999; K—25,000 to 49,999; L—50,000 to 99,999; M—100,000 or more.

**Table 4. The State—Establishments With 1,000 Employees or More by Major Group and Employment-Size Class: 2002**

[Excludes most government employees, railroad employees, and self-employed persons. For explanation of terms, abbreviations, and data reliability/comparability, see introductory text]

NAICS code	Major group	Total number of establishments	Number of establishments by employment-size class			
			1,000 to 1,499	1,500 to 2,499	2,500 to 4,999	5,000 or more
	<b>Total</b> .....	<b>111</b>	<b>41</b>	<b>43</b>	<b>21</b>	<b>6</b>
<b>21</b>	<b>Mining</b> .....	<b>1</b>	—	<b>1</b>	—	—
212	Mining (except oil & gas) .....	1	—	1	—	—
<b>22</b>	<b>Utilities</b> .....	<b>2</b>	<b>1</b>	—	<b>1</b>	—
221	Utilities .....	2	1	—	1	—
<b>23</b>	<b>Construction</b> .....	<b>5</b>	<b>3</b>	<b>2</b>	—	—
234	Heavy construction .....	1	—	1	—	—
235	Special trade contractors .....	4	3	1	—	—
<b>31-33</b>	<b>Manufacturing</b> .....	<b>18</b>	<b>8</b>	<b>7</b>	<b>2</b>	<b>1</b>
311	Food mfg .....	1	1	—	—	—
325	Chemical mfg .....	1	—	1	—	—
331	Primary metal mfg .....	1	1	—	—	—
332	Fabricated metal product mfg .....	1	1	—	—	—
334	Computer & electronic product mfg .....	9	4	5	—	—
336	Transportation equipment mfg .....	4	—	1	2	1
339	Miscellaneous mfg .....	1	1	—	—	—
<b>42</b>	<b>Wholesale trade</b> .....	<b>2</b>	—	<b>2</b>	—	—
421	Wholesale trade, durable goods .....	1	—	1	—	—
422	Wholesale trade, nondurable goods .....	1	—	1	—	—
<b>44-45</b>	<b>Retail trade</b> .....	<b>2</b>	—	<b>1</b>	<b>1</b>	—
441	Motor vehicle & parts dealers .....	1	—	1	—	—
443	Electronics & appliance stores .....	1	—	—	1	—
<b>48-49</b>	<b>Transportation &amp; warehousing</b> .....	<b>6</b>	<b>1</b>	—	<b>1</b>	<b>4</b>
481	Air transportation .....	2	—	—	1	1
484	Truck transportation .....	1	—	—	—	1
485	Transit & ground passenger transportation .....	1	1	—	—	—
488	Transportation support activities .....	1	—	—	—	1
492	Couriers & messengers .....	1	—	—	—	1
<b>51</b>	<b>Information</b> .....	<b>5</b>	<b>2</b>	<b>3</b>	—	—
511	Publishing industries .....	2	1	1	—	—
513	Broadcasting & telecommunications .....	3	1	2	—	—
<b>52</b>	<b>Finance &amp; insurance</b> .....	<b>7</b>	<b>4</b>	<b>2</b>	<b>1</b>	—
522	Credit intermediation & related activities .....	3	1	1	1	—
523	Security, commodity contracts & like activity .....	1	1	—	—	—
524	Insurance carriers & related activities .....	3	2	1	—	—
<b>53</b>	<b>Real estate &amp; rental &amp; leasing</b> .....	<b>2</b>	<b>2</b>	—	—	—
531	Real estate .....	2	2	—	—	—
<b>54</b>	<b>Professional, scientific &amp; technical services</b> .....	<b>5</b>	<b>1</b>	<b>1</b>	<b>3</b>	—
541	Professional, scientific & technical services .....	5	1	1	3	—
<b>55</b>	<b>Management of companies &amp; enterprises</b> .....	<b>4</b>	—	<b>2</b>	<b>2</b>	—
551	Management of companies & enterprises .....	4	—	2	2	—
<b>56</b>	<b>Admin, support, waste mgt, remediation services</b> .....	<b>18</b>	<b>3</b>	<b>11</b>	<b>3</b>	<b>1</b>
561	Administrative & support services .....	18	3	11	3	1
<b>61</b>	<b>Educational services</b> .....	<b>1</b>	<b>1</b>	—	—	—
611	Educational services .....	1	1	—	—	—
<b>62</b>	<b>Health care and social assistance</b> .....	<b>24</b>	<b>8</b>	<b>9</b>	<b>7</b>	—
621	Ambulatory health care services .....	1	—	—	1	—
622	Hospitals .....	23	8	9	6	—
<b>71</b>	<b>Arts, entertainment &amp; recreation</b> .....	<b>1</b>	<b>1</b>	—	—	—
713	Amusement, gambling & recreation industries .....	1	1	—	—	—
<b>72</b>	<b>Accommodation &amp; food services</b> .....	<b>4</b>	<b>3</b>	<b>1</b>	—	—
721	Accommodation .....	4	3	1	—	—
<b>81</b>	<b>Other services (except public administration)</b> .....	<b>1</b>	—	<b>1</b>	—	—
811	Repair & maintenance .....	1	—	1	—	—
<b>95</b>	<b>Auxiliaries (exc corporate, subsidiary &amp; regional mgt)</b> .....	<b>3</b>	<b>3</b>	—	—	—

**Table 5. The State—Employees, Payroll, and Establishments by County: 2002 and 2001**

[Excludes most government employees, railroad employees, and self-employed persons. (D) denotes figures withheld to avoid disclosing data for individual companies; the data are included in broader industry totals. For explanation of terms, abbreviations, and data reliability/comparability, see introductory text]

County	2002				2001			
	Number of establishments	Number of employees for week including March 12	Payroll (\$1,000)		Number of establishments	Number of employees for week including March 12	Payroll (\$1,000)	
			First quarter	Annual			First quarter	Annual
<b>Total</b> .....	<b>119 740</b>	<b>1 945 472</b>	<b>14 954 591</b>	<b>61 108 350</b>	<b>116 304</b>	<b>1 941 599</b>	<b>14 905 239</b>	<b>60 018 362</b>
Apache .....	519	5 818	29 669	124 189	512	6 378	29 551	129 900
Cochise .....	2 280	25 603	143 401	590 144	2 219	23 722	127 388	528 512
Coconino .....	3 608	39 167	215 919	964 739	3 461	38 466	197 715	876 312
Gila .....	1 147	12 793	77 221	317 333	1 145	12 672	82 103	332 389
Graham .....	497	5 270	23 074	96 221	504	5 025	22 381	91 165
Greenlee .....	93	2 703	25 501	102 810	98	3 101	32 087	120 583
La Paz .....	353	3 889	19 562	78 926	347	3 701	18 122	71 760
Maricopa .....	75 292	1 361 929	11 206 753	45 666 424	73 102	1 377 298	11 381 230	45 515 427
Mohave .....	3 695	38 200	210 580	900 748	3 492	35 897	193 158	810 900
Navajo .....	1 777	18 322	107 788	450 511	1 740	16 624	89 076	386 689
Pima .....	19 147	293 113	2 117 484	8 672 039	18 828	293 987	2 039 418	8 326 773
Pinal .....	2 247	28 504	172 339	667 532	2 033	25 550	152 086	604 085
Santa Cruz .....	1 103	10 087	55 123	224 668	1 097	10 666	54 944	223 089
Yavapai .....	5 382	49 244	272 212	1 165 561	5 127	46 530	247 654	1 062 609
Yuma .....	2 560	36 268	204 745	773 240	2 539	32 820	181 016	714 979
<b>Statewide</b> .....	<b>40</b>	<b>14 562</b>	<b>73 220</b>	<b>313 265</b>	<b>60</b>	<b>9 162</b>	<b>57 310</b>	<b>223 190</b>

Note: Employment-size classes are indicated as follows: A—0 to 19; B—20 to 99; C—100 to 249; E—250 to 499; F—500 to 999; G—1,000 to 2,499; H—2,500 to 4,999; I—5,000 to 9,999; J—10,000 to 24,999; K—25,000 to 49,999; L—50,000 to 99,999; M—100,000 or more.

**Table 6. Counties—Employees, Payroll, and Establishments by Industry: 2002**

[Excludes most government employees, railroad employees, and self-employed persons. Size class 1 to 4 includes establishments with payroll, but no employees, during mid-March pay period. (D) denotes figures withheld to avoid disclosing data for individual companies; the data are included in broader industry totals. Detailed industries with 100 or more employees are shown if industry was not a (D). For explanation of terms, abbreviations, and data reliability/comparability, see introductory text]

NAICS code	Industry	Number of employees for week including March 12	Payroll (\$1,000)		Total number of establishments	Number of establishments by employment-size class								
			First quarter	Annual		1 to 4	5 to 9	10 to 19	20 to 49	50 to 99	100 to 249	250 to 499	500 to 999	1,000 or more
<b>APACHE</b>														
	<b>Total</b> .....	<b>5 818</b>	<b>29 669</b>	<b>124 189</b>	<b>519</b>	<b>277</b>	<b>125</b>	<b>65</b>	<b>32</b>	<b>11</b>	<b>7</b>	<b>2</b>	<b>-</b>	<b>-</b>
11	Forestry, fishing, hunting, and agriculture support .....	(A)	(D)	(D)	8	6	2	-	-	-	-	-	-	-
21	Mining .....	(A)	(D)	(D)	3	1	2	-	-	-	-	-	-	-
22	Utilities .....	(B)	(D)	(D)	9	7	1	1	-	-	-	-	-	-
23	Construction .....	169	788	3 845	54	42	8	4	-	-	-	-	-	-
31-33	Manufacturing .....	(C)	(D)	(D)	13	4	6	1	1	1	-	-	-	-
42	Wholesale trade .....	(B)	(D)	(D)	10	6	1	3	-	-	-	-	-	-
44-45	Retail trade .....	1 237	4 893	19 721	120	42	44	21	9	3	1	-	-	-
445	Food & beverage stores .....	362	1 664	6 985	17	7	4	2	1	2	1	-	-	-
4451	Grocery stores .....	346	1 632	6 850	13	4	3	2	1	2	1	-	-	-
44511	Grocery (except convenience) stores .....	330	1 590	6 686	10	3	2	1	1	2	1	-	-	-
445110	Grocery (except convenience) stores .....	330	1 590	6 686	10	3	2	1	1	2	1	-	-	-
447	Gasoline stations .....	450	1 304	5 314	41	7	18	11	4	1	-	-	-	-
4471	Gasoline stations .....	450	1 304	5 314	41	7	18	11	4	1	-	-	-	-
44711	Gasoline stations with convenience stores .....	414	1 181	4 807	37	6	17	9	4	1	-	-	-	-
447110	Gasoline stations with convenience stores .....	414	1 181	4 807	37	6	17	9	4	1	-	-	-	-
452	General merchandise stores .....	(C)	(D)	(D)	13	3	6	3	1	-	-	-	-	-
4529	Other general merchandise stores .....	(C)	(D)	(D)	12	2	6	3	1	-	-	-	-	-
45299	All other general merchandise stores .....	(C)	(D)	(D)	12	2	6	3	1	-	-	-	-	-
48-49	Transportation & warehousing .....	81	432	2 147	16	13	1	1	1	-	-	-	-	-
51	Information .....	(C)	(D)	(D)	16	8	4	2	1	1	-	-	-	-
513	Broadcasting & telecommunications .....	(C)	(D)	(D)	13	6	3	2	1	1	-	-	-	-
5133	Telecommunications .....	(C)	(D)	(D)	8	3	2	2	-	1	-	-	-	-
51331	Wired telecommunications carriers .....	(C)	(D)	(D)	7	3	1	2	-	1	-	-	-	-
52	Finance & insurance .....	107	613	2 469	19	11	4	3	1	-	-	-	-	-
53	Real estate & rental & leasing .....	(B)	(D)	(D)	20	17	3	-	-	-	-	-	-	-
54	Professional, scientific & technical services .....	143	708	2 493	26	16	5	3	2	-	-	-	-	-
541	Professional, scientific & technical services .....	143	708	2 493	26	16	5	3	2	-	-	-	-	-
55	Management of companies & enterprises .....	(A)	(D)	(D)	1	-	-	1	-	-	-	-	-	-
56	Admin, support, waste mgt, remediation services .....	133	586	2 585	13	6	1	3	3	-	-	-	-	-
61	Educational services .....	460	1 900	8 295	9	4	-	2	1	1	-	1	-	-
611	Educational services .....	460	1 900	8 295	9	4	-	2	1	1	-	1	-	-
6111	Elementary & secondary schools .....	(C)	(D)	(D)	7	3	-	2	1	1	-	-	-	-
61111	Elementary & secondary schools .....	(C)	(D)	(D)	7	3	-	2	1	1	-	-	-	-
6112	Junior colleges .....	(E)	(D)	(D)	1	-	-	-	-	-	-	1	-	-
61121	Junior colleges .....	(E)	(D)	(D)	1	-	-	-	-	-	-	1	-	-
62	Health care and social assistance .....	1 678	12 780	53 824	55	23	13	9	4	1	4	1	-	-
621	Ambulatory health care services .....	198	1 306	5 355	31	15	10	5	1	-	-	-	-	-
622	Hospitals .....	1 089	9 496	39 694	5	-	-	1	-	-	3	1	-	-
6221	General medical & surgical hospitals .....	1 089	9 496	39 694	5	-	-	1	-	-	3	1	-	-
62211	General medical & surgical hospitals .....	1 089	9 496	39 694	5	-	-	1	-	-	3	1	-	-
622110	General medical & surgical hospitals .....	1 089	9 496	39 694	5	-	-	1	-	-	3	1	-	-
623	Nursing & residential care facilities .....	245	1 379	5 948	6	1	1	1	2	-	1	-	-	-
6233	Community care facilities for the elderly .....	(C)	(D)	(D)	2	-	-	-	1	-	1	-	-	-
62331	Community care facilities for the elderly .....	(C)	(D)	(D)	2	-	-	-	1	-	1	-	-	-
624	Social assistance .....	146	599	2 827	13	7	2	2	1	1	-	-	-	-
71	Arts, entertainment & recreation .....	(B)	(D)	(D)	8	5	2	1	-	-	-	-	-	-
72	Accommodation & food services .....	1 064	2 532	11 356	62	25	15	8	8	4	2	-	-	-
721	Accommodation .....	461	1 280	6 064	22	11	4	-	3	3	1	-	-	-
7211	Traveler accommodation .....	(E)	(D)	(D)	20	9	4	-	3	3	1	-	-	-
72111	Hotels (exc casino hotels) & motels .....	442	1 239	5 784	14	4	3	-	3	3	1	-	-	-
721110	Hotels (exc casino hotels) & motels .....	442	1 239	5 784	14	4	3	-	3	3	1	-	-	-
722	Food services & drinking places .....	603	1 252	5 292	40	14	11	8	5	1	1	-	-	-
7222	Limited-service eating places .....	374	782	3 333	16	5	2	4	4	-	1	-	-	-
72221	Limited-service eating places .....	374	782	3 333	16	5	2	4	4	-	1	-	-	-
7223	Special food services .....	(C)	(D)	(D)	7	1	3	1	1	1	-	-	-	-
72231	Food service contractors .....	134	312	1 166	6	1	2	1	1	1	-	-	-	-
722310	Food service contractors .....	134	312	1 166	6	1	2	1	1	1	-	-	-	-
81	Other services (except public administration) .....	195	649	2 644	50	36	11	2	1	-	-	-	-	-
813	Religious, grantmaking, civic, prof & like organizations .....	104	401	1 566	24	17	6	-	1	-	-	-	-	-
95	Auxiliaries (exc corporate, subsidiary & regional mgt) .....	(A)	(D)	(D)	2	1	1	-	-	-	-	-	-	-
99	Unclassified establishments .....	(A)	(D)	(D)	5	4	1	-	-	-	-	-	-	-

See footnotes at end of table.

**Table 6. Counties—Employees, Payroll, and Establishments by Industry: 2002—Con.**

[Excludes most government employees, railroad employees, and self-employed persons. Size class 1 to 4 includes establishments with payroll, but no employees, during mid-March pay period. (D) denotes figures withheld to avoid disclosing data for individual companies; the data are included in broader industry totals. Detailed industries with 100 or more employees are shown if industry was not a (D). For explanation of terms, abbreviations, and data reliability/comparability, see introductory text]

NAICS code	Industry	Number of employees for week including March 12	Payroll (\$1,000)		Total number of establishments	Number of establishments by employment-size class								
			First quarter	Annual		1 to 4	5 to 9	10 to 19	20 to 49	50 to 99	100 to 249	250 to 499	500 to 999	1,000 or more
<b>COCHISE</b>														
	<b>Total</b> .....	<b>25 603</b>	<b>143 401</b>	<b>590 144</b>	<b>2 280</b>	<b>1 227</b>	<b>497</b>	<b>276</b>	<b>192</b>	<b>53</b>	<b>28</b>	<b>5</b>	<b>2</b>	<b>-</b>
<b>11</b>	<b>Forestry, fishing, hunting, and agriculture support</b> .....	<b>(B)</b>	<b>(D)</b>	<b>(D)</b>	<b>7</b>	<b>4</b>	<b>2</b>	<b>1</b>	<b>-</b>	<b>-</b>	<b>-</b>	<b>-</b>	<b>-</b>	<b>-</b>
<b>21</b>	<b>Mining</b> .....	<b>64</b>	<b>477</b>	<b>2 071</b>	<b>8</b>	<b>4</b>	<b>2</b>	<b>1</b>	<b>1</b>	<b>-</b>	<b>-</b>	<b>-</b>	<b>-</b>	<b>-</b>
<b>22</b>	<b>Utilities</b> .....	<b>539</b>	<b>7 476</b>	<b>30 908</b>	<b>24</b>	<b>10</b>	<b>4</b>	<b>4</b>	<b>4</b>	<b>1</b>	<b>-</b>	<b>1</b>	<b>-</b>	<b>-</b>
221	Utilities .....	539	7 476	30 908	24	10	4	4	4	1	-	1	-	-
2211	Elec pwr generation, transmsn & distribution ...	436	6 302	26 387	9	1	1	2	3	1	-	1	-	-
22112	Electric pwr transmsn, control & distribution ..	436	6 302	26 387	9	1	1	2	3	1	-	1	-	-
221122	Electric power distribution .....	436	6 302	26 387	9	1	1	2	3	1	-	1	-	-
<b>23</b>	<b>Construction</b> .....	<b>1 635</b>	<b>9 585</b>	<b>39 395</b>	<b>232</b>	<b>130</b>	<b>57</b>	<b>24</b>	<b>18</b>	<b>3</b>	<b>-</b>	<b>-</b>	<b>-</b>	<b>-</b>
233	Building, developing & general contracting .....	553	4 224	15 022	81	50	19	6	4	2	-	-	-	-
2331	Land subdivision & land development .....	(C)	(D)	(D)	4	2	-	-	1	1	-	-	-	-
23311	Land subdivision & land development .....	(C)	(D)	(D)	4	2	-	-	1	1	-	-	-	-
2332	Residential building construction .....	353	2 626	8 847	68	45	16	4	2	1	-	-	-	-
23321	Single-family housing construction .....	353	2 626	8 847	68	45	16	4	2	1	-	-	-	-
233210	Single-family housing construction .....	353	2 626	8 847	68	45	16	4	2	1	-	-	-	-
235	Special trade contractors .....	995	4 866	21 891	146	79	36	18	12	1	-	-	-	-
2351	Plumbing, heating & AC contractor .....	223	1 236	5 788	34	19	8	4	3	-	-	-	-	-
23511	Plumbing, heating & AC contractor .....	223	1 236	5 788	34	19	8	4	3	-	-	-	-	-
235110	Plumbing, heating & AC contractor .....	223	1 236	5 788	34	19	8	4	3	-	-	-	-	-
2353	Electrical contractors .....	144	642	2 880	22	14	4	1	3	-	-	-	-	-
23531	Electrical contractors .....	144	642	2 880	22	14	4	1	3	-	-	-	-	-
235310	Electrical contractors .....	144	642	2 880	22	14	4	1	3	-	-	-	-	-
2356	Roofing, siding, & sheet metal contractors .....	127	557	2 214	12	3	4	3	2	-	-	-	-	-
23561	Roofing, siding, & sheet metal contractors .....	127	557	2 214	12	3	4	3	2	-	-	-	-	-
235610	Roofing, siding, & sheet metal contractors ..	127	557	2 214	12	3	4	3	2	-	-	-	-	-
2357	Concrete contractors .....	183	848	3 984	13	3	5	2	2	1	-	-	-	-
23571	Concrete contractors .....	183	848	3 984	13	3	5	2	2	1	-	-	-	-
235710	Concrete contractors .....	183	848	3 984	13	3	5	2	2	1	-	-	-	-
<b>31-33</b>	<b>Manufacturing</b> .....	<b>574</b>	<b>3 192</b>	<b>13 851</b>	<b>42</b>	<b>22</b>	<b>6</b>	<b>5</b>	<b>6</b>	<b>3</b>	<b>-</b>	<b>-</b>	<b>-</b>	<b>-</b>
311	Food mfg .....	(C)	(D)	(D)	5	2	-	1	1	1	-	-	-	-
327	Nonmetallic mineral product mfg .....	101	590	2 722	5	-	1	2	2	-	-	-	-	-
<b>42</b>	<b>Wholesale trade</b> .....	<b>493</b>	<b>2 716</b>	<b>12 083</b>	<b>68</b>	<b>42</b>	<b>11</b>	<b>9</b>	<b>5</b>	<b>1</b>	<b>-</b>	<b>-</b>	<b>-</b>	<b>-</b>
421	Wholesale trade, durable goods .....	175	870	3 671	35	21	8	5	1	-	-	-	-	-
422	Wholesale trade, nondurable goods .....	318	1 846	8 412	33	21	3	4	4	1	-	-	-	-
4224	Grocery & related product whse .....	127	794	3 701	10	7	-	1	1	1	-	-	-	-
42249	Other grocery & related products whse .....	111	744	3 514	6	4	-	-	1	1	-	-	-	-
422490	Other grocery & related products whse .....	111	744	3 514	6	4	-	-	1	1	-	-	-	-
<b>44-45</b>	<b>Retail trade</b> .....	<b>5 775</b>	<b>25 654</b>	<b>109 278</b>	<b>438</b>	<b>203</b>	<b>129</b>	<b>58</b>	<b>24</b>	<b>12</b>	<b>10</b>	<b>2</b>	<b>-</b>	<b>-</b>
441	Motor vehicle & parts dealers .....	671	4 566	20 480	52	22	10	12	3	5	-	-	-	-
4411	Automobile dealers .....	404	3 121	14 057	18	10	1	2	-	5	-	-	-	-
44111	New car dealers .....	334	2 537	11 375	8	2	-	2	-	4	-	-	-	-
441110	New car dealers .....	334	2 537	11 375	8	2	-	2	-	4	-	-	-	-
4413	Automotive parts, accessories & tire stores .....	230	1 178	4 983	29	9	9	8	3	-	-	-	-	-
44131	Automotive parts, accessories & tire stores ...	150	754	3 273	21	8	6	5	2	-	-	-	-	-
441310	Automotive parts, accessories & tire stores ..	150	754	3 273	21	8	6	5	2	-	-	-	-	-
442	Furniture & home furnishing stores .....	172	741	3 396	24	11	6	5	2	-	-	-	-	-
444	Bldg material & garden equip & supp dealers .....	509	1 792	7 991	32	16	6	4	3	2	1	-	-	-
4441	Building material & supplies dealers .....	492	1 733	7 777	26	11	5	4	3	2	1	-	-	-
44411	Home centers .....	(C)	(D)	(D)	2	-	-	-	-	1	-	-	-	-
44413	Hardware stores .....	(C)	(D)	(D)	5	1	1	-	2	1	-	-	-	-
44419	Other building material dealers .....	182	855	3 875	18	9	4	4	-	1	-	-	-	-
444190	Other building material dealers .....	182	855	3 875	18	9	4	4	-	1	-	-	-	-
445	Food & beverage stores .....	1 465	7 612	31 904	40	15	11	4	2	1	6	1	-	-
4451	Grocery stores .....	1 382	7 413	31 049	27	11	4	2	2	1	6	1	-	-
44511	Grocery (except convenience) stores .....	1 297	7 187	30 087	15	5	-	1	1	1	6	1	-	-
445110	Grocery (except convenience) stores .....	1 297	7 187	30 087	15	5	-	1	1	1	6	1	-	-
446	Health & personal care stores .....	141	751	4 502	19	10	4	3	2	-	-	-	-	-
4461	Health & personal care stores .....	141	751	4 502	19	10	4	3	2	-	-	-	-	-
447	Gasoline stations .....	677	2 200	9 065	62	12	31	16	1	2	-	-	-	-
4471	Gasoline stations .....	677	2 200	9 065	62	12	31	16	1	2	-	-	-	-
44711	Gasoline stations with convenience stores ...	385	1 257	5 420	46	6	26	14	-	-	-	-	-	-
447110	Gasoline stations with convenience stores ...	385	1 257	5 420	46	6	26	14	-	-	-	-	-	-
44719	Other gasoline stations .....	292	943	3 645	16	6	5	2	1	2	-	-	-	-
447190	Other gasoline stations .....	292	943	3 645	16	6	5	2	1	2	-	-	-	-
448	Clothing & clothing accessories stores .....	402	1 314	5 106	57	24	23	5	5	-	-	-	-	-
4481	Clothing stores .....	274	863	3 432	32	11	12	5	4	-	-	-	-	-
44814	Family clothing stores .....	170	581	2 295	13	2	5	3	3	-	-	-	-	-
448140	Family clothing stores .....	170	581	2 295	13	2	5	3	3	-	-	-	-	-
451	Sporting goods, hobby, book & music stores .....	165	467	1 892	26	15	8	1	2	-	-	-	-	-
452	General merchandise stores .....	1 162	4 587	18 212	21	4	6	2	3	2	3	1	-	-
4521	Department stores .....	(F)	(D)	(D)	6	-	-	-	1	2	2	1	-	-
45211	Department stores .....	(F)	(D)	(D)	6	-	-	-	1	2	2	1	-	-
4529	Other general merchandise stores .....	(C)	(D)	(D)	15	4	6	2	2	-	1	-	-	-
45299	All other general merchandise stores .....	(C)	(D)	(D)	15	4	6	2	2	-	1	-	-	-

See footnotes at end of table.



**Table 6. Counties—Employees, Payroll, and Establishments by Industry: 2002—Con.**

[Excludes most government employees, railroad employees, and self-employed persons. Size class 1 to 4 includes establishments with payroll, but no employees, during mid-March pay period. (D) denotes figures withheld to avoid disclosing data for individual companies; the data are included in broader industry totals. Detailed industries with 100 or more employees are shown if industry was not a (D). For explanation of terms, abbreviations, and data reliability/comparability, see introductory text]

NAICS code	Industry	Number of employees for week including March 12	Payroll (\$1,000)		Total number of establishments	Number of establishments by employment-size class								
			First quarter	Annual		1 to 4	5 to 9	10 to 19	20 to 49	50 to 99	100 to 249	250 to 499	500 to 999	1,000 or more
<b>COCHISE—Con.</b>														
<b>44-45 Retail trade—Con.</b>														
453	Miscellaneous store retailers .....	289	943	3 759	73	53	15	4	1	—	—	—	—	—
4532	Office supplies, stationery & gift stores .....	(C)	(D)	(D)	34	27	6	—	1	—	—	—	—	—
<b>48-49 Transportation &amp; warehousing .....</b>														
484	Truck transportation .....	175	1 022	4 375	33	23	2	6	2	—	—	—	—	—
4842	Specialized freight trucking .....	(C)	(D)	(D)	23	13	2	6	2	—	—	—	—	—
488	Transportation support activities .....	113	660	2 474	16	12	2	1	1	—	—	—	—	—
<b>51 Information .....</b>														
511	Publishing industries .....	161	679	2 951	11	5	1	2	2	1	—	—	—	—
5111	Newspaper, periodical, book, database publishers .....	161	679	2 951	11	5	1	2	2	1	—	—	—	—
51111	Newspaper publishers .....	151	618	2 688	8	3	—	2	2	1	—	—	—	—
511110	Newspaper publishers .....	151	618	2 688	8	3	—	2	2	1	—	—	—	—
513	Broadcasting & telecommunications .....	277	2 751	10 566	21	10	5	2	2	2	—	—	—	—
5133	Telecommunications .....	200	2 216	8 354	16	7	4	2	2	1	—	—	—	—
51331	Wired telecommunications carriers .....	(C)	(D)	(D)	12	7	2	1	1	1	—	—	—	—
<b>52 Finance &amp; insurance .....</b>														
522	Credit intermediation & related activities .....	426	2 984	10 521	50	18	18	11	2	1	—	—	—	—
5221	Depository credit intermediation .....	347	1 811	6 899	30	5	12	10	2	1	—	—	—	—
52211	Commercial banking .....	251	1 326	4 951	22	2	9	9	2	—	—	—	—	—
522110	Commercial banking .....	251	1 326	4 951	22	2	9	9	2	—	—	—	—	—
524	Insurance carriers & related activities .....	(C)	(D)	(D)	37	30	5	1	1	—	—	—	—	—
<b>53 Real estate &amp; rental &amp; leasing .....</b>														
531	Real estate .....	545	2 188	10 649	101	77	16	2	4	2	—	—	—	—
5311	Lessors of real estate .....	197	562	2 255	42	32	5	2	3	—	—	—	—	—
5313	Activities related to real estate .....	254	1 149	6 055	25	17	6	—	—	2	—	—	—	—
53131	Real estate property managers .....	(C)	(D)	(D)	10	8	—	—	—	2	—	—	—	—
<b>54 Professional, scientific &amp; technical services .....</b>														
541	Professional, scientific & technical services .....	2 989	31 207	124 428	189	119	32	13	11	5	7	2	—	—
5411	Legal services .....	133	1 111	4 243	35	25	9	—	1	—	—	—	—	—
54111	Offices of lawyers .....	(C)	(D)	(D)	33	24	9	—	—	—	—	—	—	—
5413	Architectural, engineering & related services .....	690	6 896	27 389	33	17	7	4	1	3	—	1	—	—
54133	Engineering services .....	582	6 330	25 055	24	11	5	4	1	2	—	1	—	—
541330	Engineering services .....	582	6 330	25 055	24	11	5	4	1	2	—	1	—	—
5415	Computer systems design & related services .....	1 427	17 093	66 615	32	17	1	3	4	1	5	1	—	—
54151	Computer systems design & related services .....	1 427	17 093	66 615	32	17	1	3	4	1	5	1	—	—
541511	Custom computer programming services .....	212	2 922	12 210	11	6	1	1	2	—	1	—	—	—
541512	Computer systems design services .....	1 210	14 114	54 045	16	6	—	2	2	1	4	1	—	—
5416	Management, sci & tech consulting services .....	274	2 057	7 713	24	19	—	1	2	1	7	1	—	—
54161	Management consulting services .....	270	2 012	7 518	19	14	—	1	2	1	1	—	—	—
5417	Scientific R&D services .....	234	3 188	14 709	10	6	—	2	1	—	1	—	—	—
54171	R&D in physical, engineering & life sciences .....	(C)	(D)	(D)	9	5	—	2	1	—	1	—	—	—
5419	Oth professional, scientific, technical services .....	141	522	2 520	25	12	9	3	1	—	—	—	—	—
54194	Veterinary services .....	104	415	1 916	14	5	6	2	1	—	—	—	—	—
541940	Veterinary services .....	104	415	1 916	14	5	6	2	1	—	—	—	—	—
<b>55 Management of companies &amp; enterprises .....</b>														
55	Management of companies & enterprises .....	98	733	2 582	7	2	1	1	3	—	—	—	—	—
<b>56 Admin, support, waste mgt, remediation services .....</b>														
561	Administrative & support services .....	1 463	6 791	26 212	79	41	18	10	7	2	—	—	1	—
5611	Office administrative services .....	109	1 175	5 317	5	2	—	1	2	—	—	—	—	—
56111	Office administrative services .....	109	1 175	5 317	5	2	—	1	2	—	—	—	—	—
561110	Office administrative services .....	109	1 175	5 317	5	2	—	1	2	—	—	—	—	—
5613	Employment services .....	204	963	3 064	5	1	1	—	1	2	—	—	—	—
56133	Employee leasing services .....	(C)	(D)	(D)	2	—	—	—	—	2	—	—	—	—
5614	Business support services .....	(F)	(D)	(D)	6	2	2	1	—	—	—	—	—	—
56142	Telephone call centers .....	(F)	(D)	(D)	2	—	—	1	—	—	—	—	—	—
5617	Services to buildings & dwellings .....	252	858	3 693	41	23	9	6	3	—	—	—	—	—
56172	Janitorial services .....	111	352	1 318	18	10	5	1	2	—	—	—	—	—
561720	Janitorial services .....	111	352	1 318	18	10	5	1	2	—	—	—	—	—
<b>61 Educational services .....</b>														
611	Educational services .....	(E)	(D)	(D)	34	16	8	4	4	2	—	—	—	—
6111	Elementary & secondary schools .....	(E)	(D)	(D)	18	3	7	4	2	2	—	—	—	—
61111	Elementary & secondary schools .....	(E)	(D)	(D)	18	3	7	4	2	2	—	—	—	—

See footnotes at end of table.

**Table 6. Counties—Employees, Payroll, and Establishments by Industry: 2002—Con.**

[Excludes most government employees, railroad employees, and self-employed persons. Size class 1 to 4 includes establishments with payroll, but no employees, during mid-March pay period. (D) denotes figures withheld to avoid disclosing data for individual companies; the data are included in broader industry totals. Detailed industries with 100 or more employees are shown if industry was not a (D). For explanation of terms, abbreviations, and data reliability/comparability, see introductory text]

NAICS code	Industry	Number of employees for week including March 12	Payroll (\$1,000)		Total number of establishments	Number of establishments by employment-size class								
			First quarter	Annual		1 to 4	5 to 9	10 to 19	20 to 49	50 to 99	100 to 249	250 to 499	500 to 999	1,000 or more
<b>COCHISE—Con.</b>														
<b>62</b>	<b>Health care and social assistance . . . . .</b>	<b>4 118</b>	<b>27 709</b>	<b>114 913</b>	<b>225</b>	<b>98</b>	<b>50</b>	<b>40</b>	<b>20</b>	<b>7</b>	<b>9</b>	—	<b>1</b>	—
621	Ambulatory health care services . . . . .	1 350	10 568	43 326	135	66	29	25	11	3	1	—	—	—
6211	Offices of physicians . . . . .	559	6 101	25 171	52	25	5	14	7	1	—	—	—	—
62111	Offices of physicians . . . . .	559	6 101	25 171	52	25	5	14	7	1	—	—	—	—
621111	Offices of physicians (exc mental health) . . . . .	555	6 093	25 147	49	22	5	14	7	1	—	—	—	—
6212	Offices of dentists . . . . .	166	1 015	4 560	30	10	15	5	—	—	—	—	—	—
62121	Offices of dentists . . . . .	166	1 015	4 560	30	10	15	5	—	—	—	—	—	—
621210	Offices of dentists . . . . .	166	1 015	4 560	30	10	15	5	—	—	—	—	—	—
6213	Offices of other health practitioners . . . . .	(C)	(D)	(D)	32	25	5	2	—	—	—	—	—	—
6214	Outpatient care centers . . . . .	280	1 764	6 720	10	4	2	1	2	—	1	—	—	—
62149	Other outpatient care centers . . . . .	247	1 565	5 723	4	—	1	1	1	—	1	—	—	—
6216	Home health care services . . . . .	133	364	1 482	3	—	1	—	—	2	—	—	—	—
62161	Home health care services . . . . .	133	364	1 482	3	—	1	—	—	2	—	—	—	—
621610	Home health care services . . . . .	133	364	1 482	3	—	1	—	—	2	—	—	—	—
622	Hospitals . . . . .	(G)	(D)	(D)	8	1	—	1	—	—	5	—	1	—
6221	General medical & surgical hospitals . . . . .	1 205	10 313	43 033	7	1	—	1	—	—	4	—	1	—
62211	General medical & surgical hospitals . . . . .	1 205	10 313	43 033	7	1	—	1	—	—	4	—	1	—
622110	General medical & surgical hospitals . . . . .	1 205	10 313	43 033	7	1	—	1	—	—	4	—	1	—
6222	Psychiatric & substance abuse hospitals . . . . .	(C)	(D)	(D)	1	—	—	—	—	—	1	—	—	—
62221	Psychiatric & substance abuse hospitals . . . . .	(C)	(D)	(D)	1	—	—	—	—	—	1	—	—	—
623	Nursing & residential care facilities . . . . .	(F)	(D)	(D)	29	8	11	2	4	2	2	—	—	—
6231	Nursing care facilities . . . . .	354	1 471	6 493	3	—	—	—	—	1	2	—	—	—
62311	Nursing care facilities . . . . .	354	1 471	6 493	3	—	—	—	—	1	2	—	—	—
623110	Nursing care facilities . . . . .	354	1 471	6 493	3	—	—	—	—	1	2	—	—	—
6232	Residential mental retardation, health facil . . . . .	(C)	(D)	(D)	10	3	6	—	—	1	—	—	—	—
624	Social assistance . . . . .	792	3 433	14 258	53	23	10	12	5	2	1	—	—	—
6241	Individual & family services . . . . .	436	2 283	9 219	25	11	6	3	3	1	1	—	—	—
62411	Child & youth services . . . . .	108	460	1 935	3	—	2	—	—	1	—	—	—	—
624110	Child & youth services . . . . .	108	460	1 935	3	—	2	—	—	1	—	—	—	—
62419	Other individual & family services . . . . .	301	1 724	6 820	16	8	1	3	3	—	1	—	—	—
624190	Other individual & family services . . . . .	301	1 724	6 820	16	8	1	3	3	—	1	—	—	—
6243	Vocational rehabilitation services . . . . .	197	679	3 077	7	2	1	1	2	1	—	—	—	—
62431	Vocational rehabilitation services . . . . .	197	679	3 077	7	2	1	1	2	1	—	—	—	—
624310	Vocational rehabilitation services . . . . .	197	679	3 077	7	2	1	1	2	1	—	—	—	—
6244	Child day care services . . . . .	114	318	1 333	16	9	2	5	—	—	—	—	—	—
62441	Child day care services . . . . .	114	318	1 333	16	9	2	5	—	—	—	—	—	—
624410	Child day care services . . . . .	114	318	1 333	16	9	2	5	—	—	—	—	—	—
<b>71</b>	<b>Arts, entertainment &amp; recreation . . . . .</b>	<b>325</b>	<b>1 206</b>	<b>4 760</b>	<b>36</b>	<b>22</b>	<b>6</b>	<b>4</b>	<b>3</b>	—	<b>1</b>	—	—	—
713	Amusement, gambling & recreation industries . . . . .	264	987	3 730	17	8	2	3	3	—	1	—	—	—
7139	Other amusement & recreation industries . . . . .	264	987	3 730	17	8	2	3	3	—	1	—	—	—
71391	Golf courses & country clubs . . . . .	177	770	2 773	6	2	—	1	2	—	1	—	—	—
713910	Golf courses & country clubs . . . . .	177	770	2 773	6	2	—	1	2	—	1	—	—	—
<b>72</b>	<b>Accommodation &amp; food services . . . . .</b>	<b>3 849</b>	<b>8 211</b>	<b>33 204</b>	<b>275</b>	<b>98</b>	<b>55</b>	<b>51</b>	<b>59</b>	<b>11</b>	<b>1</b>	—	—	—
721	Accommodation . . . . .	713	1 832	7 418	62	27	11	14	7	3	—	—	—	—
7211	Traveler accommodation . . . . .	633	1 552	6 416	47	18	7	13	6	3	—	—	—	—
72111	Hotels (exc casino hotels) & motels . . . . .	570	1 427	5 932	37	13	6	9	6	3	—	—	—	—
721110	Hotels (exc casino hotels) & motels . . . . .	570	1 427	5 932	37	13	6	9	6	3	—	—	—	—
722	Food services & drinking places . . . . .	3 136	6 379	25 786	213	71	44	37	52	8	1	—	—	—
7221	Full-service restaurants . . . . .	1 510	3 147	12 723	89	28	14	18	24	4	—	—	—	—
72211	Full-service restaurants . . . . .	1 510	3 147	12 723	89	28	14	18	24	4	—	—	—	—
722110	Full-service restaurants . . . . .	1 510	3 147	12 723	89	28	14	18	24	4	—	—	—	—
7222	Limited-service eating places . . . . .	1 318	2 648	10 652	76	16	15	16	26	3	—	—	—	—
72221	Limited-service eating places . . . . .	1 318	2 648	10 652	76	16	15	16	26	3	—	—	—	—
722211	Limited-service restaurants . . . . .	1 189	2 431	9 534	64	13	10	14	24	3	—	—	—	—
722213	Snack & nonalcoholic beverage bars . . . . .	129	217	1 118	12	3	5	2	2	—	—	—	—	—
7223	Special food services . . . . .	167	356	1 497	11	4	3	1	2	1	—	—	—	—
72231	Food service contractors . . . . .	(C)	(D)	(D)	10	3	3	1	2	1	—	—	—	—
7224	Drinking places (alcoholic beverages) . . . . .	141	228	914	37	23	12	2	—	—	—	—	—	—
72241	Drinking places (alcoholic beverages) . . . . .	141	228	914	37	23	12	2	—	—	—	—	—	—
722410	Drinking places (alcoholic beverages) . . . . .	141	228	914	37	23	12	2	—	—	—	—	—	—
<b>81</b>	<b>Other services (except public administration) . . . . .</b>	<b>1 075</b>	<b>3 855</b>	<b>16 861</b>	<b>244</b>	<b>166</b>	<b>49</b>	<b>20</b>	<b>9</b>	—	—	—	—	—
811	Repair & maintenance . . . . .	343	1 499	6 694	87	59	20	6	2	—	—	—	—	—
8111	Automotive repair & maintenance . . . . .	292	1 245	5 392	68	44	16	6	2	—	—	—	—	—
81111	Automotive mechanical & electrical R&M . . . . .	162	785	3 281	47	32	11	4	—	—	—	—	—	—
811111	General automotive repair . . . . .	133	658	2 752	39	27	9	3	—	—	—	—	—	—
812	Personal & laundry services . . . . .	175	607	2 477	47	33	8	6	—	—	—	—	—	—
813	Religious, grantmaking, civic, prof & like organizations . . . . .	557	1 749	7 690	110	74	21	8	7	—	—	—	—	—
8131	Religious organizations . . . . .	346	849	3 658	74	53	12	5	4	—	—	—	—	—
81311	Religious organizations . . . . .	346	849	3 658	74	53	12	5	4	—	—	—	—	—
813110	Religious organizations . . . . .	346	849	3 658	74	53	12	5	4	—	—	—	—	—
8134	Civic & social organizations . . . . .	126	167	684	16	7	5	2	2	—	—	—	—	—
81341	Civic & social organizations . . . . .	126	167	684	16	7	5	2	2	—	—	—	—	—
813410	Civic & social organizations . . . . .	126	167	684	16	7	5	2	2	—	—	—	—	—
<b>95</b>	<b>Auxiliaries (exc corporate, subsidiary &amp; regional mgt) . . . . .</b>	<b>59</b>	<b>309</b>	<b>1 347</b>	<b>8</b>	<b>5</b>	<b>2</b>	—	<b>1</b>	—	—	—	—	—
<b>99</b>	<b>Unclassified establishments . . . . .</b>	<b>(A)</b>	<b>(D)</b>	<b>(D)</b>	<b>12</b>	<b>12</b>	—	—	—	—	—	—	—	—

See footnotes at end of table.

**Table 6. Counties—Employees, Payroll, and Establishments by Industry: 2002—Con.**

[Excludes most government employees, railroad employees, and self-employed persons. Size class 1 to 4 includes establishments with payroll, but no employees, during mid-March pay period. (D) denotes figures withheld to avoid disclosing data for individual companies; the data are included in broader industry totals. Detailed industries with 100 or more employees are shown if industry was not a (D). For explanation of terms, abbreviations, and data reliability/comparability, see introductory text]

NAICS code	Industry	Number of employees for week including March 12	Payroll (\$1,000)		Total number of establishments	Number of establishments by employment-size class								
			First quarter	Annual		1 to 4	5 to 9	10 to 19	20 to 49	50 to 99	100 to 249	250 to 499	500 to 999	1,000 or more
<b>COCONINO</b>														
	<b>Total</b> .....	<b>39 167</b>	<b>215 919</b>	<b>964 739</b>	<b>3 608</b>	<b>1 977</b>	<b>690</b>	<b>530</b>	<b>298</b>	<b>69</b>	<b>32</b>	<b>10</b>	-	<b>2</b>
<b>11</b>	<b>Forestry, fishing, hunting, and agriculture support</b> .....	(B)	(D)	(D)	4	2	-	2	-	-	-	-	-	-
<b>21</b>	<b>Mining</b> .....	(B)	(D)	(D)	7	3	1	2	1	-	-	-	-	-
<b>22</b>	<b>Utilities</b> .....	(E)	(D)	(D)	16	9	3	1	-	1	2	-	-	-
221	Utilities .....	(E)	(D)	(D)	16	9	3	1	-	1	2	-	-	-
2211	Elec pwr generation, transmsn & distribution ...	(C)	(D)	(D)	2	-	-	-	-	-	2	-	-	-
22111	Electric power generation .....	(C)	(D)	(D)	1	-	-	-	-	-	1	-	-	-
22112	Electric pwr transmsn, control & distribution ..	(C)	(D)	(D)	1	-	-	-	-	-	1	-	-	-
<b>23</b>	<b>Construction</b> .....	<b>2 579</b>	<b>14 480</b>	<b>65 453</b>	<b>492</b>	<b>323</b>	<b>96</b>	<b>51</b>	<b>18</b>	<b>4</b>	-	-	-	-
233	Building, developing & general contracting .....	897	5 289	22 645	204	143	37	16	7	1	-	-	-	-
2332	Residential building construction .....	(F)	(D)	(D)	172	128	30	10	3	1	-	-	-	-
23321	Single-family housing construction .....	576	3 150	13 068	171	128	30	10	3	-	-	-	-	-
233210	Single-family housing construction .....	576	3 150	13 068	171	128	30	10	3	-	-	-	-	-
2333	Nonresidential building construction .....	202	1 532	6 671	24	9	6	5	4	-	-	-	-	-
23332	Commercial & institutional bldg construction ..	202	1 532	6 671	24	9	6	5	4	-	-	-	-	-
233320	Commercial & institutional bldg construction .....	202	1 532	6 671	24	9	6	5	4	-	-	-	-	-
234	Heavy construction .....	195	1 191	7 138	18	8	4	3	2	1	-	-	-	-
2349	Other heavy construction .....	(C)	(D)	(D)	16	8	4	1	2	1	-	-	-	-
23491	Water, sewer & pipeline construction .....	107	749	3 773	8	3	2	1	1	1	-	-	-	-
234910	Water, sewer & pipeline construction .....	107	749	3 773	8	3	2	1	1	1	-	-	-	-
235	Special trade contractors .....	1 487	8 000	35 670	270	172	55	32	9	2	-	-	-	-
2351	Plumbing, heating & AC contractor .....	311	2 060	8 718	57	37	14	2	3	1	-	-	-	-
23511	Plumbing, heating & AC contractor .....	311	2 060	8 718	57	37	14	2	3	1	-	-	-	-
235110	Plumbing, heating & AC contractor .....	311	2 060	8 718	57	37	14	2	3	1	-	-	-	-
2352	Painting & wall covering contractors .....	158	594	3 039	34	21	9	3	1	-	-	-	-	-
23521	Painting & wall covering contractors .....	158	594	3 039	34	21	9	3	1	-	-	-	-	-
235210	Painting & wall covering contractors .....	158	594	3 039	34	21	9	3	1	-	-	-	-	-
2353	Electrical contractors .....	190	1 204	5 216	39	25	8	6	-	-	-	-	-	-
23531	Electrical contractors .....	190	1 204	5 216	39	25	8	6	-	-	-	-	-	-
235310	Electrical contractors .....	190	1 204	5 216	39	25	8	6	-	-	-	-	-	-
2354	Masonry, drywall, insulation, tile contractors ...	308	1 406	5 948	41	27	4	7	2	1	-	-	-	-
23541	Masonry & stone contractors .....	139	533	2 536	21	13	2	4	2	-	-	-	-	-
235410	Masonry & stone contractors .....	139	533	2 536	21	13	2	4	2	-	-	-	-	-
23542	Drywall, acoustical & insulation contractors ...	152	771	2 956	13	8	1	3	-	1	-	-	-	-
235420	Drywall, acoustical & insulation contractors ...	152	771	2 956	13	8	1	3	-	1	-	-	-	-
2355	Carpentry & floor contractors .....	163	904	3 606	30	19	6	3	2	-	-	-	-	-
23551	Carpentry contractors .....	153	871	3 338	22	11	6	3	2	-	-	-	-	-
235510	Carpentry contractors .....	153	871	3 338	22	11	6	3	2	-	-	-	-	-
2357	Concrete contractors .....	147	730	3 470	24	14	6	3	1	-	-	-	-	-
23571	Concrete contractors .....	147	730	3 470	24	14	6	3	1	-	-	-	-	-
235710	Concrete contractors .....	147	730	3 470	24	14	6	3	1	-	-	-	-	-
2359	Other special trade contractors .....	(C)	(D)	(D)	29	21	4	4	-	-	-	-	-	-
<b>31-33</b>	<b>Manufacturing</b> .....	<b>2 618</b>	<b>27 534</b>	<b>120 874</b>	<b>89</b>	<b>46</b>	<b>15</b>	<b>15</b>	<b>4</b>	<b>4</b>	<b>4</b>	-	-	<b>1</b>
311	Food mfg .....	267	2 440	13 235	7	3	-	2	-	1	1	-	-	-
3111	Animal food mfg .....	(C)	(D)	(D)	1	-	-	-	-	-	1	-	-	-
31111	Animal food mfg .....	(C)	(D)	(D)	1	-	-	-	-	-	1	-	-	-
312	Beverage & tobacco product mfg .....	(C)	(D)	(D)	1	-	-	-	-	-	1	-	-	-
3121	Beverage mfg .....	(C)	(D)	(D)	1	-	-	-	-	-	1	-	-	-
31211	Soft drink & ice mfg .....	(C)	(D)	(D)	1	-	-	-	-	-	1	-	-	-
322	Paper mfg .....	(C)	(D)	(D)	2	-	-	-	-	1	1	-	-	-
3222	Converted paper product mfg .....	(C)	(D)	(D)	2	-	-	-	-	1	1	-	-	-
32229	Other converted paper product mfg .....	(C)	(D)	(D)	2	-	-	-	-	1	1	-	-	-
334	Computer & electronic product mfg .....	(C)	(D)	(D)	3	1	-	1	-	1	-	-	-	-
339	Miscellaneous mfg .....	(G)	(D)	(D)	15	10	2	1	-	-	1	-	-	1
3391	Medical equipment & supplies mfg .....	(G)	(D)	(D)	6	4	1	-	-	-	-	-	-	1
33911	Medical equipment & supplies mfg .....	(G)	(D)	(D)	6	4	1	-	-	-	-	-	-	1
3399	Other miscellaneous mfg .....	211	1 029	3 903	9	6	1	1	-	-	1	-	-	-
33992	Sporting & athletic goods mfg .....	(C)	(D)	(D)	3	1	1	-	-	-	1	-	-	-
<b>42</b>	<b>Wholesale trade</b> .....	<b>1 091</b>	<b>7 554</b>	<b>34 695</b>	<b>121</b>	<b>69</b>	<b>21</b>	<b>18</b>	<b>8</b>	<b>5</b>	-	-	-	-
421	Wholesale trade, durable goods .....	587	4 351	19 418	73	43	13	11	4	2	-	-	-	-
4213	Lumber & other construction materials whsle ...	122	794	3 766	8	3	2	2	-	1	-	-	-	-
422	Wholesale trade, nondurable goods .....	504	3 203	15 277	48	26	8	7	4	3	-	-	-	-
4224	Grocery & related product whsle .....	236	1 303	5 619	19	8	5	2	2	2	-	-	-	-
42249	Other grocery & related products whsle .....	160	868	3 808	12	6	3	1	-	2	-	-	-	-
422490	Other grocery & related products whsle .....	160	868	3 808	12	6	3	1	-	2	-	-	-	-
4228	Beer, wine, distilled alcoholic beverage whsle ...	140	831	3 385	4	1	-	-	2	1	-	-	-	-
42281	Beer & ale whsle .....	140	831	3 385	4	1	-	-	2	1	-	-	-	-
422810	Beer & ale whsle .....	140	831	3 385	4	1	-	-	2	1	-	-	-	-

See footnotes at end of table.

**Table 6. Counties—Employees, Payroll, and Establishments by Industry: 2002—Con.**

[Excludes most government employees, railroad employees, and self-employed persons. Size class 1 to 4 includes establishments with payroll, but no employees, during mid-March pay period. (D) denotes figures withheld to avoid disclosing data for individual companies; the data are included in broader industry totals. Detailed industries with 100 or more employees are shown if industry was not a (D). For explanation of terms, abbreviations, and data reliability/comparability, see introductory text]

NAICS code	Industry	Number of employees for week including March 12	Payroll (\$1,000)		Total number of establishments	Number of establishments by employment-size class								
			First quarter	Annual		1 to 4	5 to 9	10 to 19	20 to 49	50 to 99	100 to 249	250 to 499	500 to 999	1,000 or more
<b>COCONINO—Con.</b>														
<b>44-45</b>	<b>Retail trade</b> .....	<b>7 898</b>	<b>35 862</b>	<b>156 416</b>	<b>667</b>	<b>307</b>	<b>175</b>	<b>117</b>	<b>37</b>	<b>17</b>	<b>12</b>	<b>2</b>	—	—
441	Motor vehicle & parts dealers .....	824	5 573	25 606	56	18	10	15	10	3	—	—	—	—
4411	Automobile dealers .....	437	3 631	16 364	20	7	4	2	4	3	—	—	—	—
44111	New car dealers .....	405	3 463	15 576	11	2	—	2	4	3	—	—	—	—
441110	New car dealers .....	405	3 463	15 576	11	2	—	2	4	3	—	—	—	—
4413	Automotive parts, accessories & tire stores .....	290	1 455	6 549	25	5	4	12	4	—	—	—	—	—
44131	Automotive parts, accessories & tire stores .....	180	843	3 792	15	3	2	8	2	—	—	—	—	—
441310	Automotive parts, accessories & tire stores .....	180	843	3 792	15	3	2	8	2	—	—	—	—	—
44132	Tire dealers .....	110	612	2 757	10	2	2	4	2	—	—	—	—	—
441320	Tire dealers .....	110	612	2 757	10	2	2	4	2	—	—	—	—	—
442	Furniture & home furnishing stores .....	201	874	3 409	34	16	9	9	—	—	—	—	—	—
4422	Home furnishings stores .....	148	662	2 408	24	12	5	7	—	—	—	—	—	—
443	Electronics & appliance stores .....	131	650	2 615	26	15	7	4	—	—	—	—	—	—
4431	Electronics & appliance stores .....	131	650	2 615	26	15	7	4	—	—	—	—	—	—
444	Bldg material & garden equip & supp dealers .....	749	3 984	18 291	48	12	16	15	2	1	2	—	—	—
4441	Building material & supplies dealers .....	591	3 384	14 692	38	11	13	11	—	1	2	—	—	—
44411	Home centers .....	307	1 676	7 599	3	—	—	1	—	—	2	—	—	—
444110	Home centers .....	307	1 676	7 599	3	—	—	1	—	—	2	—	—	—
44419	Other building material dealers .....	203	1 309	5 254	25	10	8	6	—	1	—	—	—	—
444190	Other building material dealers .....	203	1 309	5 254	25	10	8	6	—	1	—	—	—	—
4442	Lawn & garden equip & supplies stores .....	158	600	3 599	10	1	3	4	2	—	—	—	—	—
44422	Nursery & garden centers .....	(C)	(D)	(D)	9	1	2	4	2	—	—	—	—	—
445	Food & beverage stores .....	1 823	9 177	38 034	54	24	10	4	2	8	5	1	—	—
4451	Grocery stores .....	1 732	8 859	36 482	32	8	6	3	1	8	5	1	—	—
44511	Grocery (except convenience) stores .....	1 636	8 586	35 263	22	4	2	2	1	7	5	1	—	—
445110	Grocery (except convenience) stores .....	1 636	8 586	35 263	22	4	2	2	1	7	5	1	—	—
446	Health & personal care stores .....	242	1 152	5 855	31	15	6	8	2	—	—	—	—	—
4461	Health & personal care stores .....	242	1 152	5 855	31	15	6	8	2	—	—	—	—	—
44611	Pharmacies & drug stores .....	(C)	(D)	(D)	7	2	—	3	2	—	—	—	—	—
447	Gasoline stations .....	770	2 430	10 766	89	26	29	29	4	1	—	—	—	—
4471	Gasoline stations .....	770	2 430	10 766	89	26	29	29	4	1	—	—	—	—
44711	Gasoline stations with convenience stores .....	610	1 885	8 337	66	12	24	26	4	—	—	—	—	—
447110	Gasoline stations with convenience stores .....	610	1 885	8 337	66	12	24	26	4	—	—	—	—	—
44719	Other gasoline stations .....	160	545	2 429	23	14	5	3	—	1	—	—	—	—
447190	Other gasoline stations .....	160	545	2 429	23	14	5	3	—	1	—	—	—	—
448	Clothing & clothing accessories stores .....	516	1 595	6 906	85	40	31	10	4	—	—	—	—	—
4481	Clothing stores .....	396	1 065	4 819	54	24	16	10	4	—	—	—	—	—
44814	Family clothing stores .....	190	505	2 153	18	6	3	6	3	—	—	—	—	—
448140	Family clothing stores .....	190	505	2 153	18	6	3	6	3	—	—	—	—	—
451	Sporting goods, hobby, book & music stores .....	417	1 227	5 115	66	39	13	11	2	1	—	—	—	—
4511	Sporting goods, hobby, musical instrument stores .....	217	717	3 037	38	22	6	9	1	—	—	—	—	—
45111	Sporting goods stores .....	135	492	2 135	25	13	5	7	—	—	—	—	—	—
451110	Sporting goods stores .....	135	492	2 135	25	13	5	7	—	—	—	—	—	—
4512	Book, periodical & music stores .....	200	510	2 078	28	17	7	2	1	1	—	—	—	—
45121	Book stores & news dealers .....	108	322	1 326	24	17	4	2	1	—	—	—	—	—
451211	Book stores .....	108	322	1 326	24	17	4	2	1	—	—	—	—	—
452	General merchandise stores .....	1 421	5 573	23 335	29	9	7	1	3	3	5	1	—	—
4521	Department stores .....	1 034	4 082	16 794	7	—	—	—	—	2	4	1	—	—
45211	Department stores .....	1 034	4 082	16 794	7	—	—	—	—	2	4	1	—	—
452110	Department stores .....	1 034	4 082	16 794	7	—	—	—	—	2	4	1	—	—
4529	Other general merchandise stores .....	387	1 491	6 541	22	9	7	1	3	1	1	—	—	—
45291	Warehouse clubs & superstores .....	(C)	(D)	(D)	1	—	—	—	—	—	1	—	—	—
45299	All other general merchandise stores .....	(C)	(D)	(D)	21	9	7	1	3	1	—	—	—	—
453	Miscellaneous store retailers .....	647	2 286	10 454	128	81	33	9	5	—	—	—	—	—
4532	Office supplies, stationery & gift stores .....	288	849	4 213	60	38	15	5	2	—	—	—	—	—
45322	Gift, novelty & souvenir stores .....	234	639	3 286	54	36	13	5	—	—	—	—	—	—
453220	Gift, novelty & souvenir stores .....	234	639	3 286	54	36	13	5	—	—	—	—	—	—
4533	Used merchandise stores .....	127	353	1 459	8	3	2	—	3	—	—	—	—	—
45331	Used merchandise stores .....	127	353	1 459	8	3	2	—	3	—	—	—	—	—
453310	Used merchandise stores .....	127	353	1 459	8	3	2	—	3	—	—	—	—	—
4539	Other miscellaneous store retailers .....	195	992	4 421	53	37	13	3	—	—	—	—	—	—
45392	Art dealers .....	110	617	2 643	29	19	8	2	—	—	—	—	—	—
453920	Art dealers .....	110	617	2 643	29	19	8	2	—	—	—	—	—	—
454	Nonstore retailers .....	157	1 341	6 030	21	12	4	2	3	—	—	—	—	—
<b>48-49</b>	<b>Transportation &amp; warehousing</b> .....	<b>982</b>	<b>7 181</b>	<b>31 301</b>	<b>118</b>	<b>67</b>	<b>27</b>	<b>14</b>	<b>9</b>	—	—	<b>1</b>	—	—
484	Truck transportation .....	338	2 466	11 154	66	41	13	8	4	—	—	—	—	—
4841	General freight trucking .....	143	1 311	5 863	34	22	8	3	1	—	—	—	—	—
4842	Specialized freight trucking .....	195	1 155	5 291	32	19	5	5	3	—	—	—	—	—
487	Scenic & sightseeing transportation .....	383	2 057	9 053	7	1	1	1	3	—	—	1	—	—
4871	Scenic & sightseeing transportation, land .....	(E)	(D)	(D)	2	1	—	—	—	—	—	1	—	—
48711	Scenic & sightseeing transportation, land .....	(E)	(D)	(D)	2	1	—	—	—	—	—	1	—	—

See footnotes at end of table.

**Table 6. Counties—Employees, Payroll, and Establishments by Industry: 2002—Con.**

[Excludes most government employees, railroad employees, and self-employed persons. Size class 1 to 4 includes establishments with payroll, but no employees, during mid-March pay period. (D) denotes figures withheld to avoid disclosing data for individual companies; the data are included in broader industry totals. Detailed industries with 100 or more employees are shown if industry was not a (D). For explanation of terms, abbreviations, and data reliability/comparability, see introductory text]

NAICS code	Industry	Number of employees for week including March 12	Payroll (\$1,000)		Total number of establishments	Number of establishments by employment-size class									
			First quarter	Annual		1 to 4	5 to 9	10 to 19	20 to 49	50 to 99	100 to 249	250 to 499	500 to 999	1,000 or more	
<b>COCONINO—Con.</b>															
<b>51</b>	<b>Information</b>	<b>642</b>	<b>4 340</b>	<b>18 078</b>	<b>62</b>	<b>34</b>	<b>12</b>	<b>7</b>	<b>7</b>	<b>2</b>	—	—	—	—	
511	Publishing industries	203	1 408	6 048	16	9	3	2	1	1	—	—	—	—	
5111	Newspaper, periodical, book, database publishers	(C)	(D)	(D)	14	7	3	2	1	1	—	—	—	—	
51111	Newspaper publishers	151	1 019	4 249	6	2	2	—	1	1	—	—	—	—	
511110	Newspaper publishers	151	1 019	4 249	6	2	2	—	1	1	—	—	—	—	
512	Motion picture & sound recording industries	114	312	1 410	6	3	1	—	1	1	—	—	—	—	
5121	Motion picture & video industries	114	312	1 410	6	3	1	—	1	1	—	—	—	—	
51213	Motion picture & video exhibition	(C)	(D)	(D)	3	1	—	—	1	1	—	—	—	—	
513	Broadcasting & telecommunications	307	2 555	10 376	33	17	6	5	5	—	—	—	—	—	
5131	Radio & television broadcasting	141	866	3 636	9	3	—	3	3	—	—	—	—	—	
5133	Telecommunications	121	1 404	5 387	21	13	5	2	1	—	—	—	—	—	
<b>52</b>	<b>Finance &amp; insurance</b>	<b>797</b>	<b>6 096</b>	<b>24 194</b>	<b>141</b>	<b>85</b>	<b>30</b>	<b>22</b>	<b>4</b>	—	—	—	—	—	
522	Credit intermediation & related activities	536	3 989	15 339	65	27	17	17	4	—	—	—	—	—	
5221	Depository credit intermediation	402	2 752	10 240	39	9	12	15	3	—	—	—	—	—	
52211	Commercial banking	327	2 259	8 298	31	7	9	13	2	—	—	—	—	—	
522110	Commercial banking	327	2 259	8 298	31	7	9	13	2	—	—	—	—	—	
524	Insurance carriers & related activities	(C)	(D)	(D)	54	39	10	5	—	—	—	—	—	—	
5242	Agencies & other insurance related activities	(C)	(D)	(D)	41	31	8	2	—	—	—	—	—	—	
52421	Insurance agencies & brokerages	135	857	3 641	40	30	8	2	—	—	—	—	—	—	
524210	Insurance agencies & brokerages	135	857	3 641	40	30	8	2	—	—	—	—	—	—	
<b>53</b>	<b>Real estate &amp; rental &amp; leasing</b>	<b>652</b>	<b>3 931</b>	<b>18 254</b>	<b>177</b>	<b>136</b>	<b>24</b>	<b>14</b>	<b>3</b>	—	—	—	—	—	
531	Real estate	436	2 692	12 850	145	123	14	6	2	—	—	—	—	—	
5311	Lessors of real estate	246	1 512	6 920	58	46	6	4	2	—	—	—	—	—	
53111	Lessors of residential buildings & dwellings	100	577	2 458	21	16	3	1	1	—	—	—	—	—	
531110	Lessors of residential buildings & dwellings	100	577	2 458	21	16	3	1	1	—	—	—	—	—	
5312	Offices of real estate agents & brokers	125	848	3 771	59	53	5	1	—	—	—	—	—	—	
53121	Offices of real estate agents & brokers	125	848	3 771	59	53	5	1	—	—	—	—	—	—	
531210	Offices of real estate agents & brokers	125	848	3 771	59	53	5	1	—	—	—	—	—	—	
532	Rental & leasing services	216	1 239	5 404	32	13	10	8	1	—	—	—	—	—	
<b>54</b>	<b>Professional, scientific &amp; technical services</b>	<b>1 202</b>	<b>8 310</b>	<b>36 918</b>	<b>298</b>	<b>232</b>	<b>35</b>	<b>21</b>	<b>9</b>	<b>1</b>	—	—	—	—	
541	Professional, scientific & technical services	1 202	8 310	36 918	298	232	35	21	9	1	—	—	—	—	
5411	Legal services	232	1 881	8 238	57	45	7	2	3	—	—	—	—	—	
54111	Offices of lawyers	(C)	(D)	(D)	55	44	7	1	3	—	—	—	—	—	
5412	Accounting, tax prep, bookkeep, payroll services	266	1 133	4 884	65	47	10	7	1	—	—	—	—	—	
54121	Accounting, tax prep, bookkeep, payroll services	266	1 133	4 884	65	47	10	7	1	—	—	—	—	—	
541211	Offices of certified public accountants	114	689	3 384	37	28	7	2	—	—	—	—	—	—	
541213	Tax preparation services	105	245	541	10	4	1	4	1	—	—	—	—	—	
5413	Architectural, engineering & related services	245	1 887	9 228	57	45	5	5	2	—	—	—	—	—	
54133	Engineering services	108	1 005	4 665	25	18	3	4	—	—	—	—	—	—	
541330	Engineering services	108	1 005	4 665	25	18	3	4	—	—	—	—	—	—	
5416	Management, sci & tech consulting services	133	1 301	5 760	53	47	5	—	1	—	—	—	—	—	
5419	Oth professional, scientific, technical services	176	696	3 084	32	21	3	6	2	—	—	—	—	—	
<b>55</b>	<b>Management of companies &amp; enterprises</b>	<b>359</b>	<b>3 844</b>	<b>15 819</b>	<b>12</b>	<b>3</b>	<b>4</b>	<b>3</b>	<b>1</b>	—	—	<b>1</b>	—	—	
551	Management of companies & enterprises	359	3 844	15 819	12	3	4	3	1	—	—	1	—	—	
5511	Management of companies & enterprises	359	3 844	15 819	12	3	4	3	1	—	—	1	—	—	
55111	Management of companies & enterprises	359	3 844	15 819	12	3	4	3	1	—	—	1	—	—	
<b>56</b>	<b>Admin, support, waste mgt, remediation services</b>	<b>1 520</b>	<b>5 347</b>	<b>23 706</b>	<b>150</b>	<b>93</b>	<b>27</b>	<b>15</b>	<b>11</b>	<b>2</b>	<b>1</b>	<b>1</b>	—	—	
561	Administrative & support services	1 416	4 619	20 713	137	88	22	13	10	2	1	1	—	—	
5613	Employment services	524	2 007	8 728	12	3	1	—	5	2	1	—	—	—	
56132	Temporary help services	(E)	(D)	(D)	10	3	—	—	4	2	1	—	—	—	
5614	Business support services	360	688	2 460	14	11	1	1	—	—	—	1	—	—	
56142	Telephone call centers	(E)	(D)	(D)	1	—	—	—	—	—	—	1	—	—	
5615	Travel arrangement & reservation services	100	404	1 930	24	16	4	4	—	—	—	—	—	—	
5617	Services to buildings & dwellings	323	970	4 844	68	47	11	6	4	—	—	—	—	—	
56172	Janitorial services	153	441	1 703	35	25	5	3	2	—	—	—	—	—	
561720	Janitorial services	153	441	1 703	35	25	5	3	2	—	—	—	—	—	
562	Waste management & remediation services	104	728	2 993	13	5	5	2	1	—	—	—	—	—	
<b>61</b>	<b>Educational services</b>	<b>519</b>	<b>2 842</b>	<b>12 282</b>	<b>45</b>	<b>29</b>	<b>4</b>	<b>6</b>	<b>4</b>	—	<b>2</b>	—	—	—	
611	Educational services	519	2 842	12 282	45	29	4	6	4	—	2	—	—	—	
6111	Elementary & secondary schools	429	2 559	10 957	15	5	—	4	4	—	2	—	—	—	
61111	Elementary & secondary schools	429	2 559	10 957	15	5	—	4	4	—	2	—	—	—	
611110	Elementary & secondary schools	429	2 559	10 957	15	5	—	4	4	—	2	—	—	—	

See footnotes at end of table.

**Table 6. Counties—Employees, Payroll, and Establishments by Industry: 2002—Con.**

[Excludes most government employees, railroad employees, and self-employed persons. Size class 1 to 4 includes establishments with payroll, but no employees, during mid-March pay period. (D) denotes figures withheld to avoid disclosing data for individual companies; the data are included in broader industry totals. Detailed industries with 100 or more employees are shown if industry was not a (D). For explanation of terms, abbreviations, and data reliability/comparability, see introductory text]

NAICS code	Industry	Number of employees for week including March 12	Payroll (\$1,000)		Total number of establishments	Number of establishments by employment-size class								
			First quarter	Annual		1 to 4	5 to 9	10 to 19	20 to 49	50 to 99	100 to 249	250 to 499	500 to 999	1,000 or more
<b>COCONINO—Con.</b>														
<b>62</b>	<b>Health care and social assistance</b>	<b>5 685</b>	<b>40 144</b>	<b>188 819</b>	<b>333</b>	<b>164</b>	<b>72</b>	<b>44</b>	<b>42</b>	<b>4</b>	<b>4</b>	<b>2</b>	<b>—</b>	<b>1</b>
621	Ambulatory health care services	1 832	16 668	82 859	258	143	57	34	21	2	1	—	—	—
6211	Offices of physicians	603	7 710	42 942	95	57	17	11	9	1	—	—	—	—
62111	Offices of physicians (exc mental health)	603	7 710	42 942	95	57	17	11	9	1	—	—	—	—
621111	Offices of physicians (exc mental health)	595	7 633	42 630	91	53	17	11	9	1	—	—	—	—
6212	Offices of dentists	347	2 544	11 334	54	18	25	11	—	—	—	—	—	—
62121	Offices of dentists	347	2 544	11 334	54	18	25	11	—	—	—	—	—	—
621210	Offices of dentists	347	2 544	11 334	54	18	25	11	—	—	—	—	—	—
6213	Offices of other health practitioners	249	1 407	6 564	68	54	8	3	3	—	—	—	—	—
6214	Outpatient care centers	514	4 401	18 510	30	10	5	7	6	1	1	—	—	—
62142	Outpatient mental health, substance abuse ctrs	(C)	(D)	(D)	11	5	—	2	3	—	1	—	—	—
62149	Other outpatient care centers	271	2 351	10 072	17	4	4	5	3	1	—	—	—	—
621498	All other outpatient care centers	178	1 585	6 556	8	—	4	1	2	1	—	—	—	—
622	Hospitals	2 276	18 008	82 680	3	—	—	—	—	—	1	1	—	1
6221	General medical & surgical hospitals	2 276	18 008	82 680	3	—	—	—	—	—	1	1	—	1
62211	General medical & surgical hospitals	2 276	18 008	82 680	3	—	—	—	—	—	1	1	—	1
622110	General medical & surgical hospitals	2 276	18 008	82 680	3	—	—	—	—	—	1	1	—	1
623	Nursing & residential care facilities	778	2 601	10 737	18	1	8	2	3	1	2	1	—	—
6232	Residential mental retardation, health facil	569	1 780	7 171	12	—	7	1	1	1	1	1	—	—
62321	Residential mental retardation facilities	(F)	(D)	(D)	11	—	7	—	1	1	1	1	—	—
6233	Community care facilities for the elderly	(C)	(D)	(D)	5	1	1	1	1	—	1	—	—	—
62331	Community care facilities for the elderly	(C)	(D)	(D)	5	1	1	1	1	—	1	—	—	—
624	Social assistance	799	2 867	12 543	54	20	7	8	18	1	—	—	—	—
6241	Individual & family services	459	1 800	7 717	30	11	3	3	13	—	—	—	—	—
62411	Child & youth services	157	816	3 555	7	—	2	1	4	—	—	—	—	—
624110	Child & youth services	157	816	3 555	7	—	2	1	4	—	—	—	—	—
62412	Services for elderly & disabled persons	208	620	2 716	10	2	—	1	7	—	—	—	—	—
624120	Services for elderly & disabled persons	208	620	2 716	10	2	—	1	7	—	—	—	—	—
6244	Child day care services	231	595	2 826	14	4	2	4	3	1	—	—	—	—
62441	Child day care services	231	595	2 826	14	4	2	4	3	1	—	—	—	—
624410	Child day care services	231	595	2 826	14	4	2	4	3	1	—	—	—	—
<b>71</b>	<b>Arts, entertainment &amp; recreation</b>	<b>1 141</b>	<b>4 346</b>	<b>24 896</b>	<b>96</b>	<b>52</b>	<b>17</b>	<b>10</b>	<b>11</b>	<b>6</b>	<b>—</b>	<b>—</b>	<b>—</b>	<b>—</b>
711	Performing arts, spectator sports & related industries	193	467	1 938	23	18	1	1	2	1	—	—	—	—
7111	Performing arts companies	101	144	526	8	6	—	1	—	1	—	—	—	—
713	Amusement, gambling & recreation industries	863	3 373	20 855	62	26	15	8	9	4	—	—	—	—
7139	Other amusement & recreation industries	(F)	(D)	(D)	61	26	14	8	9	4	—	—	—	—
71391	Golf courses & country clubs	126	736	5 585	7	2	1	—	4	—	—	—	—	—
713910	Golf courses & country clubs	126	736	5 585	7	2	1	—	4	—	—	—	—	—
71392	Skiing facilities	(C)	(D)	(D)	2	1	—	—	—	1	—	—	—	—
71393	Marinas	(C)	(D)	(D)	18	8	6	2	1	1	—	—	—	—
71394	Fitness & recreational sports centers	262	589	2 285	11	4	2	—	3	2	—	—	—	—
713940	Fitness & recreational sports centers	262	589	2 285	11	4	2	—	3	2	—	—	—	—
71399	All other amusement & recreation industries	124	721	5 086	21	11	5	4	1	—	—	—	—	—
713990	All other amusement & recreation industries	124	721	5 086	21	11	5	4	1	—	—	—	—	—
<b>72</b>	<b>Accommodation &amp; food services</b>	<b>8 831</b>	<b>24 459</b>	<b>118 466</b>	<b>463</b>	<b>136</b>	<b>58</b>	<b>121</b>	<b>118</b>	<b>21</b>	<b>7</b>	<b>2</b>	<b>—</b>	<b>—</b>
721	Accommodation	2 968	10 767	52 398	152	63	14	37	29	4	3	2	—	—
7211	Traveler accommodation	2 873	10 417	50 422	131	47	10	37	28	4	3	2	—	—
72111	Hotels (exc casino hotels) & motels	2 804	10 197	49 008	120	41	8	35	27	4	3	2	—	—
721110	Hotels (exc casino hotels) & motels	2 804	10 197	49 008	120	41	8	35	27	4	3	2	—	—
722	Food services & drinking places	5 863	13 692	66 068	311	73	44	84	89	17	4	—	—	—
7221	Full-service restaurants	3 120	7 979	37 726	143	29	21	30	49	12	2	—	—	—
72211	Full-service restaurants	3 120	7 979	37 726	143	29	21	30	49	12	2	—	—	—
722110	Full-service restaurants	3 120	7 979	37 726	143	29	21	30	49	12	2	—	—	—
7222	Limited-service eating places	1 883	4 132	19 041	112	28	12	37	32	2	1	—	—	—
72221	Limited-service eating places	1 883	4 132	19 041	112	28	12	37	32	2	1	—	—	—
722211	Limited-service restaurants	1 688	3 756	17 139	89	14	10	33	29	2	1	—	—	—
7223	Special food services	517	964	6 434	29	9	4	10	2	3	1	—	—	—
72231	Food service contractors	497	933	6 247	24	5	4	9	2	3	1	—	—	—
722310	Food service contractors	497	933	6 247	24	5	4	9	2	3	1	—	—	—
7224	Drinking places (alcoholic beverages)	343	617	2 867	27	7	7	7	6	—	—	—	—	—
72241	Drinking places (alcoholic beverages)	343	617	2 867	27	7	7	7	6	—	—	—	—	—
722410	Drinking places (alcoholic beverages)	343	617	2 867	27	7	7	7	6	—	—	—	—	—
<b>81</b>	<b>Other services (except public administration)</b>	<b>1 757</b>	<b>7 670</b>	<b>33 268</b>	<b>290</b>	<b>168</b>	<b>66</b>	<b>44</b>	<b>10</b>	<b>2</b>	<b>—</b>	<b>—</b>	<b>—</b>	<b>—</b>
811	Repair & maintenance	648	3 361	14 640	120	67	32	18	3	—	—	—	—	—
8111	Automotive repair & maintenance	510	2 727	11 649	84	44	22	15	3	—	—	—	—	—
81111	Automotive mechanical & electrical R&M	297	1 734	7 494	54	30	14	8	2	—	—	—	—	—
811111	General automotive repair	245	1 513	6 505	44	23	12	8	1	—	—	—	—	—
81112	Automotive body, paint, interior & glass repair	100	675	2 795	16	7	5	4	—	—	—	—	—	—
81119	Other automotive R&M	113	318	1 360	14	7	3	3	1	—	—	—	—	—
812	Personal & laundry services	416	1 632	6 992	61	28	22	9	1	1	—	—	—	—
8121	Personal care services	134	378	1 535	18	7	6	4	1	—	—	—	—	—
81211	Hair, nail & skin care services	(C)	(D)	(D)	17	7	6	3	1	—	—	—	—	—
8123	Drycleaning & laundry services	166	874	3 785	19	10	6	2	—	1	—	—	—	—
8129	Other personal services	106	348	1 497	20	8	9	3	—	—	—	—	—	—

See footnotes at end of table.

**Table 6. Counties—Employees, Payroll, and Establishments by Industry: 2002—Con.**

[Excludes most government employees, railroad employees, and self-employed persons. Size class 1 to 4 includes establishments with payroll, but no employees, during mid-March pay period. (D) denotes figures withheld to avoid disclosing data for individual companies; the data are included in broader industry totals. Detailed industries with 100 or more employees are shown if industry was not a (D). For explanation of terms, abbreviations, and data reliability/comparability, see introductory text]

NAICS code	Industry	Number of employees for week including March 12	Payroll (\$1,000)		Total number of establishments	Number of establishments by employment-size class									
			First quarter	Annual		1 to 4	5 to 9	10 to 19	20 to 49	50 to 99	100 to 249	250 to 499	500 to 999	1,000 or more	
<b>COCONINO—Con.</b>															
<b>81</b>	<b>Other services (except public administration)—Con.</b>														
813	Religious, grantmaking, civic, prof & like organizations .....	693	2 677	11 636	109	73	12	17	6	1	—	—	—	—	
8131	Religious organizations .....	398	1 165	5 003	57	39	4	10	3	1	—	—	—	—	
81311	Religious organizations .....	398	1 165	5 003	57	39	4	10	3	1	—	—	—	—	
813110	Religious organizations .....	398	1 165	5 003	57	39	4	10	3	1	—	—	—	—	
8139	Business, labor, political, like organizations .....	117	569	2 701	21	17	—	3	1	—	—	—	—	—	
<b>95</b>	<b>Auxiliaries (exc corporate, subsidiary &amp; regional mgt) .....</b>	<b>(E)</b>	<b>(D)</b>	<b>(D)</b>	<b>14</b>	<b>6</b>	<b>3</b>	<b>3</b>	<b>1</b>	<b>—</b>	<b>—</b>	<b>1</b>	<b>—</b>	<b>—</b>	
<b>99</b>	<b>Unclassified establishments .....</b>	<b>(A)</b>	<b>(D)</b>	<b>(D)</b>	<b>13</b>	<b>13</b>	<b>—</b>	<b>—</b>	<b>—</b>	<b>—</b>	<b>—</b>	<b>—</b>	<b>—</b>	<b>—</b>	
<b>GILA</b>															
	<b>Total .....</b>	<b>12 793</b>	<b>77 221</b>	<b>317 333</b>	<b>1 147</b>	<b>668</b>	<b>233</b>	<b>135</b>	<b>78</b>	<b>16</b>	<b>11</b>	<b>4</b>	<b>1</b>	<b>1</b>	
<b>11</b>	<b>Forestry, fishing, hunting, and agriculture support .....</b>	<b>(C)</b>	<b>(D)</b>	<b>(D)</b>	<b>8</b>	<b>4</b>	<b>1</b>	<b>1</b>	<b>2</b>	<b>—</b>	<b>—</b>	<b>—</b>	<b>—</b>	<b>—</b>	
<b>21</b>	<b>Mining .....</b>	<b>(F)</b>	<b>(D)</b>	<b>(D)</b>	<b>8</b>	<b>3</b>	<b>—</b>	<b>1</b>	<b>1</b>	<b>1</b>	<b>—</b>	<b>1</b>	<b>1</b>	<b>—</b>	
212	Mining (except oil & gas) .....	(F)	(D)	(D)	7	3	—	1	—	1	—	1	1	—	
2122	Metal ore mining .....	(F)	(D)	(D)	3	—	—	—	—	1	—	1	1	—	
21223	Copper, nickel, lead & zinc mining .....	(F)	(D)	(D)	3	—	—	—	—	1	—	1	1	—	
<b>22</b>	<b>Utilities .....</b>	<b>96</b>	<b>1 260</b>	<b>4 920</b>	<b>7</b>	<b>3</b>	<b>—</b>	<b>2</b>	<b>2</b>	<b>—</b>	<b>—</b>	<b>—</b>	<b>—</b>	<b>—</b>	
<b>23</b>	<b>Construction .....</b>	<b>948</b>	<b>5 385</b>	<b>21 783</b>	<b>183</b>	<b>114</b>	<b>43</b>	<b>16</b>	<b>10</b>	<b>—</b>	<b>—</b>	<b>—</b>	<b>—</b>	<b>—</b>	
233	Building, developing & general contracting .....	309	1 820	7 680	72	48	17	5	2	—	—	—	—	—	
2332	Residential building construction .....	(E)	(D)	(D)	66	45	16	3	2	—	—	—	—	—	
23321	Single-family housing construction .....	256	1 511	6 268	63	44	14	3	2	—	—	—	—	—	
233210	Single-family housing construction .....	256	1 511	6 268	63	44	14	3	2	—	—	—	—	—	
234	Heavy construction .....	136	857	3 704	9	1	1	4	3	—	—	—	—	—	
2349	Other heavy construction .....	(C)	(D)	(D)	7	1	—	3	3	—	—	—	—	—	
235	Special trade contractors .....	503	2 708	10 399	102	65	25	7	5	—	—	—	—	—	
2351	Plumbing, heating & AC contractor .....	106	782	3 367	23	17	4	1	1	—	—	—	—	—	
23511	Plumbing, heating & AC contractor .....	106	782	3 367	23	17	4	1	1	—	—	—	—	—	
235110	Plumbing, heating & AC contractor .....	106	782	3 367	23	17	4	1	1	—	—	—	—	—	
<b>31-33</b>	<b>Manufacturing .....</b>	<b>(G)</b>	<b>(D)</b>	<b>(D)</b>	<b>22</b>	<b>11</b>	<b>5</b>	<b>4</b>	<b>1</b>	<b>—</b>	<b>—</b>	<b>—</b>	<b>—</b>	<b>1</b>	
331	Primary metal mfg .....	(G)	(D)	(D)	1	—	—	—	—	—	—	—	—	1	
3314	Nonferrous (exc alum) production & processing .....	(G)	(D)	(D)	1	—	—	—	—	—	—	—	—	1	
33141	Nonferrous (exc aluminum) smelting & refining .....	(G)	(D)	(D)	1	—	—	—	—	—	—	—	—	1	
<b>42</b>	<b>Wholesale trade .....</b>	<b>362</b>	<b>2 491</b>	<b>10 801</b>	<b>30</b>	<b>12</b>	<b>10</b>	<b>3</b>	<b>3</b>	<b>2</b>	<b>—</b>	<b>—</b>	<b>—</b>	<b>—</b>	
421	Wholesale trade, durable goods .....	139	882	3 779	17	6	8	1	2	—	—	—	—	—	
422	Wholesale trade, nondurable goods .....	223	1 609	7 022	13	6	2	2	1	2	—	—	—	—	
4224	Grocery & related product whse .....	(C)	(D)	(D)	2	—	—	—	—	2	—	—	—	—	
42249	Other grocery & related products whse .....	(C)	(D)	(D)	2	—	—	—	—	2	—	—	—	—	
<b>44-45</b>	<b>Retail trade .....</b>	<b>2 219</b>	<b>10 945</b>	<b>45 189</b>	<b>180</b>	<b>93</b>	<b>46</b>	<b>25</b>	<b>9</b>	<b>3</b>	<b>3</b>	<b>1</b>	<b>—</b>	<b>—</b>	
441	Motor vehicle & parts dealers .....	282	1 836	7 912	25	8	7	6	4	—	—	—	—	—	
4411	Automobile dealers .....	165	1 216	5 223	9	4	1	—	4	—	—	—	—	—	
44111	New car dealers .....	149	1 090	4 709	5	1	—	—	4	—	—	—	—	—	
441110	New car dealers .....	149	1 090	4 709	5	1	—	—	4	—	—	—	—	—	
4413	Automotive parts, accessories & tire stores .....	(C)	(D)	(D)	14	3	5	6	—	—	—	—	—	—	
444	Bldg material & garden equip & supp dealers .....	178	995	4 168	19	10	2	4	3	—	—	—	—	—	
4441	Building material & supplies dealers .....	(C)	(D)	(D)	17	9	2	3	3	—	—	—	—	—	
44419	Other building material dealers .....	116	679	2 850	11	5	2	2	2	—	—	—	—	—	
444190	Other building material dealers .....	116	679	2 850	11	5	2	2	2	—	—	—	—	—	
445	Food & beverage stores .....	598	3 395	12 764	19	11	2	1	—	3	2	—	—	—	
4451	Grocery stores .....	576	3 336	12 537	13	7	—	1	—	3	2	—	—	—	
44511	Grocery (except convenience) stores .....	566	3 301	12 382	10	4	—	1	—	3	2	—	—	—	
445110	Grocery (except convenience) stores .....	566	3 301	12 382	10	4	—	1	—	3	2	—	—	—	
447	Gasoline stations .....	249	806	3 263	33	8	18	6	1	—	—	—	—	—	
4471	Gasoline stations .....	249	806	3 263	33	8	18	6	1	—	—	—	—	—	
44711	Gasoline stations with convenience stores .....	191	627	2 639	27	7	14	6	—	—	—	—	—	—	
447110	Gasoline stations with convenience stores .....	191	627	2 639	27	7	14	6	—	—	—	—	—	—	
452	General merchandise stores .....	(F)	(D)	(D)	9	4	2	1	—	—	1	1	—	—	
4521	Department stores .....	(F)	(D)	(D)	2	—	—	—	—	—	1	1	—	—	
45211	Department stores .....	(F)	(D)	(D)	2	—	—	—	—	—	1	1	—	—	
453	Miscellaneous store retailers .....	101	323	1 537	20	13	3	4	—	—	—	—	—	—	
<b>48-49</b>	<b>Transportation &amp; warehousing .....</b>	<b>236</b>	<b>1 454</b>	<b>6 121</b>	<b>21</b>	<b>12</b>	<b>3</b>	<b>4</b>	<b>1</b>	<b>—</b>	<b>1</b>	<b>—</b>	<b>—</b>	<b>—</b>	
484	Truck transportation .....	176	1 247	5 045	9	5	1	1	1	—	1	—	—	—	
4842	Specialized freight trucking .....	(C)	(D)	(D)	8	4	1	1	1	—	1	—	—	—	
48423	Specialized freight (exc used) trucking, LDlist .....	(C)	(D)	(D)	3	1	1	—	—	—	1	—	—	—	
<b>51</b>	<b>Information .....</b>	<b>178</b>	<b>972</b>	<b>3 837</b>	<b>24</b>	<b>14</b>	<b>2</b>	<b>5</b>	<b>3</b>	<b>—</b>	<b>—</b>	<b>—</b>	<b>—</b>	<b>—</b>	

See footnotes at end of table.

**Table 6. Counties—Employees, Payroll, and Establishments by Industry: 2002—Con.**

[Excludes most government employees, railroad employees, and self-employed persons. Size class 1 to 4 includes establishments with payroll, but no employees, during mid-March pay period. (D) denotes figures withheld to avoid disclosing data for individual companies; the data are included in broader industry totals. Detailed industries with 100 or more employees are shown if industry was not a (D). For explanation of terms, abbreviations, and data reliability/comparability, see introductory text]

NAICS code	Industry	Number of employees for week including March 12	Payroll (\$1,000)		Total number of establishments	Number of establishments by employment-size class										
			First quarter	Annual		1 to 4	5 to 9	10 to 19	20 to 49	50 to 99	100 to 249	250 to 499	500 to 999	1,000 or more		
	<b>GILA—Con.</b>															
<b>52</b>	<b>Finance &amp; insurance</b> .....	<b>220</b>	<b>1 728</b>	<b>6 642</b>	<b>47</b>	<b>29</b>	<b>12</b>	<b>5</b>	<b>1</b>	—	—	—	—	—	—	—
522	Credit intermediation & related activities .....	131	976	3 944	21	10	7	3	1	—	—	—	—	—	—	—
5221	Depository credit intermediation .....	(C)	(D)	(D)	15	5	6	3	1	—	—	—	—	—	—	—
52211	Commercial banking .....	110	670	2 645	12	3	5	3	1	—	—	—	—	—	—	—
522110	Commercial banking .....	110	670	2 645	12	3	5	3	1	—	—	—	—	—	—	—
<b>53</b>	<b>Real estate &amp; rental &amp; leasing</b> .....	<b>154</b>	<b>704</b>	<b>3 267</b>	<b>53</b>	<b>40</b>	<b>11</b>	<b>2</b>	—	—	—	—	—	—	—	—
<b>54</b>	<b>Professional, scientific &amp; technical services</b> .....	<b>291</b>	<b>1 459</b>	<b>6 075</b>	<b>86</b>	<b>70</b>	<b>10</b>	<b>5</b>	<b>1</b>	—	—	—	—	—	—	—
541	Professional, scientific & technical services .....	291	1 459	6 075	86	70	10	5	1	—	—	—	—	—	—	—
<b>55</b>	<b>Management of companies &amp; enterprises</b> .....	<b>(B)</b>	<b>(D)</b>	<b>(D)</b>	<b>3</b>	<b>2</b>	—	—	<b>1</b>	—	—	—	—	—	—	—
<b>56</b>	<b>Admin, support, waste mgt, remediation services</b> .....	<b>321</b>	<b>1 534</b>	<b>6 946</b>	<b>51</b>	<b>37</b>	<b>8</b>	<b>2</b>	<b>2</b>	<b>2</b>	—	—	—	—	—	—
561	Administrative & support services .....	292	1 389	6 247	43	32	6	1	2	2	—	—	—	—	—	—
<b>61</b>	<b>Educational services</b> .....	<b>185</b>	<b>790</b>	<b>3 155</b>	<b>17</b>	<b>6</b>	<b>2</b>	<b>8</b>	—	<b>1</b>	—	—	—	—	—	—
611	Educational services .....	185	790	3 155	17	6	2	8	—	1	—	—	—	—	—	—
6111	Elementary & secondary schools .....	159	654	2 643	13	4	1	7	—	1	—	—	—	—	—	—
61111	Elementary & secondary schools .....	159	654	2 643	13	4	1	7	—	1	—	—	—	—	—	—
611110	Elementary & secondary schools .....	159	654	2 643	13	4	1	7	—	1	—	—	—	—	—	—
<b>62</b>	<b>Health care and social assistance</b> .....	<b>2 245</b>	<b>14 255</b>	<b>61 120</b>	<b>142</b>	<b>74</b>	<b>27</b>	<b>23</b>	<b>10</b>	<b>1</b>	<b>7</b>	—	—	—	—	—
621	Ambulatory health care services .....	558	4 730	20 638	93	59	20	9	4	1	—	—	—	—	—	—
6211	Offices of physicians .....	192	1 946	8 842	42	26	13	2	1	—	—	—	—	—	—	—
62111	Offices of physicians .....	192	1 946	8 842	42	26	13	2	1	—	—	—	—	—	—	—
621111	Offices of physicians (exc mental health) .....	192	1 946	8 842	42	26	13	2	1	—	—	—	—	—	—	—
622	Hospitals .....	625	5 460	22 107	4	1	—	—	—	—	3	—	—	—	—	—
6221	General medical & surgical hospitals .....	625	5 460	22 107	4	1	—	—	—	—	3	—	—	—	—	—
62211	General medical & surgical hospitals .....	625	5 460	22 107	4	1	—	—	—	—	3	—	—	—	—	—
622110	General medical & surgical hospitals .....	625	5 460	22 107	4	1	—	—	—	—	3	—	—	—	—	—
623	Nursing & residential care facilities .....	678	2 533	10 851	9	—	2	2	1	—	4	—	—	—	—	—
6231	Nursing care facilities .....	620	2 282	9 943	4	—	—	—	—	—	4	—	—	—	—	—
62311	Nursing care facilities .....	620	2 282	9 943	4	—	—	—	—	—	4	—	—	—	—	—
623110	Nursing care facilities .....	620	2 282	9 943	4	—	—	—	—	—	4	—	—	—	—	—
624	Social assistance .....	384	1 532	7 524	36	14	5	12	5	—	—	—	—	—	—	—
6241	Individual & family services .....	178	788	3 762	19	10	1	5	3	—	—	—	—	—	—	—
<b>71</b>	<b>Arts, entertainment &amp; recreation</b> .....	<b>849</b>	<b>4 034</b>	<b>16 286</b>	<b>16</b>	<b>6</b>	<b>3</b>	<b>2</b>	<b>2</b>	<b>1</b>	—	<b>2</b>	—	—	—	—
713	Amusement, gambling & recreation industries .....	843	4 012	16 194	13	3	3	2	2	1	—	2	—	—	—	—
7132	Gambling industries .....	(F)	(D)	(D)	2	—	—	—	—	—	—	2	—	—	—	—
71321	Casinos (except hotel casinos) .....	(E)	(D)	(D)	1	—	—	—	—	—	—	1	—	—	—	—
71329	Other gambling industries .....	(E)	(D)	(D)	1	—	—	—	—	—	—	1	—	—	—	—
7139	Other amusement & recreation industries .....	(C)	(D)	(D)	11	3	3	2	2	1	—	—	—	—	—	—
<b>72</b>	<b>Accommodation &amp; food services</b> .....	<b>1 547</b>	<b>3 550</b>	<b>15 769</b>	<b>135</b>	<b>57</b>	<b>27</b>	<b>20</b>	<b>26</b>	<b>5</b>	—	—	—	—	—	—
721	Accommodation .....	271	846	3 761	30	18	5	3	2	2	—	—	—	—	—	—
7211	Traveler accommodation .....	239	768	3 305	22	12	4	3	1	2	—	—	—	—	—	—
72111	Hotels (exc casino hotels) & motels .....	228	754	3 236	19	10	3	3	1	2	—	—	—	—	—	—
721110	Hotels (exc casino hotels) & motels .....	228	754	3 236	19	10	3	3	1	2	—	—	—	—	—	—
722	Food services & drinking places .....	1 276	2 704	12 008	105	39	22	17	24	3	—	—	—	—	—	—
7221	Full-service restaurants .....	728	1 648	6 978	56	20	11	8	16	1	—	—	—	—	—	—
72211	Full-service restaurants .....	728	1 648	6 978	56	20	11	8	16	1	—	—	—	—	—	—
722110	Full-service restaurants .....	728	1 648	6 978	56	20	11	8	16	1	—	—	—	—	—	—
7222	Limited-service eating places .....	464	916	4 085	28	6	4	8	8	2	—	—	—	—	—	—
72221	Limited-service eating places .....	464	916	4 085	28	6	4	8	8	2	—	—	—	—	—	—
722211	Limited-service restaurants .....	434	878	3 849	23	3	3	7	8	2	—	—	—	—	—	—
<b>81</b>	<b>Other services (except public administration)</b> .....	<b>405</b>	<b>1 508</b>	<b>6 031</b>	<b>107</b>	<b>75</b>	<b>23</b>	<b>7</b>	<b>2</b>	—	—	—	—	—	—	—
811	Repair & maintenance .....	150	593	2 361	32	21	5	6	—	—	—	—	—	—	—	—
8111	Automotive repair & maintenance .....	133	485	1 925	26	16	4	6	—	—	—	—	—	—	—	—
813	Religious, grantmaking, civic, prof & like organizations .....	189	663	2 502	51	36	12	1	2	—	—	—	—	—	—	—
<b>95</b>	<b>Auxiliaries (exc corporate, subsidiary &amp; regional mgt)</b> .....	<b>(B)</b>	<b>(D)</b>	<b>(D)</b>	<b>3</b>	<b>2</b>	—	—	<b>1</b>	—	—	—	—	—	—	—
<b>99</b>	<b>Unclassified establishments</b> .....	—	—	<b>99</b>	<b>4</b>	<b>4</b>	—	—	—	—	—	—	—	—	—	—

See footnotes at end of table.



**Table 6. Counties—Employees, Payroll, and Establishments by Industry: 2002—Con.**

[Excludes most government employees, railroad employees, and self-employed persons. Size class 1 to 4 includes establishments with payroll, but no employees, during mid-March pay period. (D) denotes figures withheld to avoid disclosing data for individual companies; the data are included in broader industry totals. Detailed industries with 100 or more employees are shown if industry was not a (D). For explanation of terms, abbreviations, and data reliability/comparability, see introductory text]

NAICS code	Industry	Number of employees for week including March 12	Payroll (\$1,000)		Total number of establishments	Number of establishments by employment-size class								
			First quarter	Annual		1 to 4	5 to 9	10 to 19	20 to 49	50 to 99	100 to 249	250 to 499	500 to 999	1,000 or more
<b>GRAHAM</b>														
	<b>Total</b> .....	<b>5 270</b>	<b>23 074</b>	<b>96 221</b>	<b>497</b>	<b>253</b>	<b>117</b>	<b>71</b>	<b>42</b>	<b>8</b>	<b>3</b>	<b>3</b>	—	—
11	<b>Forestry, fishing, hunting, and agriculture support</b> .....	(B)	(D)	(D)	5	3	1	—	—	1	—	—	—	—
21	<b>Mining</b> .....	(B)	(D)	(D)	2	—	—	1	1	—	—	—	—	—
22	<b>Utilities</b> .....	(B)	(D)	(D)	4	2	—	—	2	—	—	—	—	—
23	<b>Construction</b> .....	<b>236</b>	<b>1 181</b>	<b>5 367</b>	<b>46</b>	<b>26</b>	<b>13</b>	<b>5</b>	<b>2</b>	—	—	—	—	—
233	Building, developing & general contracting .....	104	538	2 287	19	10	5	3	1	—	—	—	—	—
31-33	<b>Manufacturing</b> .....	<b>259</b>	<b>1 384</b>	<b>5 974</b>	<b>15</b>	<b>9</b>	<b>3</b>	—	<b>2</b>	—	<b>1</b>	—	—	—
323	Printing & related support activities .....	(C)	(D)	(D)	2	1	—	—	—	—	1	—	—	—
3231	Printing & related support activities .....	(C)	(D)	(D)	2	1	—	—	—	—	1	—	—	—
32311	Printing .....	(C)	(D)	(D)	2	1	—	—	—	—	1	—	—	—
42	<b>Wholesale trade</b> .....	<b>221</b>	<b>1 307</b>	<b>5 522</b>	<b>18</b>	<b>6</b>	<b>5</b>	<b>5</b>	<b>1</b>	<b>1</b>	—	—	—	—
422	Wholesale trade, nondurable goods .....	149	910	4 032	9	4	1	2	1	1	—	—	—	—
4224	Grocery & related product whse .....	106	618	2 831	3	—	1	—	1	1	—	—	—	—
44-45	<b>Retail trade</b> .....	<b>1 365</b>	<b>6 042</b>	<b>24 960</b>	<b>101</b>	<b>43</b>	<b>33</b>	<b>12</b>	<b>7</b>	<b>3</b>	<b>2</b>	<b>1</b>	—	—
441	Motor vehicle & parts dealers .....	223	1 433	6 066	20	7	5	4	4	—	—	—	—	—
4411	Automobile dealers .....	116	753	3 166	9	3	2	2	2	—	—	—	—	—
44111	New car dealers .....	102	660	2 811	6	2	—	2	2	—	—	—	—	—
441110	New car dealers .....	102	660	2 811	6	2	—	2	2	—	—	—	—	—
445	Food & beverage stores .....	397	1 787	7 139	10	3	2	1	—	2	2	—	—	—
4451	Grocery stores .....	(E)	(D)	(D)	7	2	—	1	—	2	2	—	—	—
44511	Grocery (except convenience) stores .....	384	1 754	7 005	6	1	—	1	—	2	2	—	—	—
445110	Grocery (except convenience) stores .....	384	1 754	7 005	6	1	—	1	—	2	2	—	—	—
447	Gasoline stations .....	154	492	1 995	18	1	13	3	1	—	—	—	—	—
4471	Gasoline stations .....	154	492	1 995	18	1	13	3	1	—	—	—	—	—
44711	Gasoline stations with convenience stores ..	(C)	(D)	(D)	16	1	12	2	1	—	—	—	—	—
452	General merchandise stores .....	(E)	(D)	(D)	3	—	1	—	—	1	—	—	—	—
4521	Department stores .....	(E)	(D)	(D)	2	—	—	—	—	1	—	1	—	—
45211	Department stores .....	(E)	(D)	(D)	2	—	—	—	—	1	—	1	—	—
48-49	<b>Transportation &amp; warehousing</b> .....	<b>53</b>	<b>266</b>	<b>1 378</b>	<b>20</b>	<b>16</b>	<b>4</b>	—	—	—	—	—	—	—
51	<b>Information</b> .....	<b>112</b>	<b>520</b>	<b>2 192</b>	<b>12</b>	<b>5</b>	<b>2</b>	<b>4</b>	<b>1</b>	—	—	—	—	—
52	<b>Finance &amp; insurance</b> .....	<b>95</b>	<b>737</b>	<b>2 857</b>	<b>22</b>	<b>16</b>	<b>4</b>	<b>1</b>	<b>1</b>	—	—	—	—	—
53	<b>Real estate &amp; rental &amp; leasing</b> .....	<b>86</b>	<b>295</b>	<b>1 500</b>	<b>20</b>	<b>13</b>	<b>6</b>	—	<b>1</b>	—	—	—	—	—
54	<b>Professional, scientific &amp; technical services</b> .....	<b>118</b>	<b>619</b>	<b>2 475</b>	<b>24</b>	<b>15</b>	<b>5</b>	<b>4</b>	—	—	—	—	—	—
541	Professional, scientific & technical services .....	118	619	2 475	24	15	5	4	—	—	—	—	—	—
55	<b>Management of companies &amp; enterprises</b> ..	(A)	(D)	(D)	1	—	—	1	—	—	—	—	—	—
56	<b>Admin, support, waste mgt, remediation services</b> .....	<b>96</b>	<b>361</b>	<b>1 521</b>	<b>14</b>	<b>9</b>	<b>3</b>	<b>1</b>	<b>1</b>	—	—	—	—	—
61	<b>Educational services</b> .....	(B)	(D)	(D)	11	6	1	4	—	—	—	—	—	—
62	<b>Health care and social assistance</b> .....	<b>966</b>	<b>5 643</b>	<b>23 153</b>	<b>68</b>	<b>27</b>	<b>20</b>	<b>10</b>	<b>10</b>	—	—	<b>1</b>	—	—
621	Ambulatory health care services .....	348	2 089	9 325	47	22	14	7	4	—	—	—	—	—
6211	Offices of physicians .....	147	1 191	5 534	16	5	4	5	2	—	—	—	—	—
62111	Offices of physicians .....	147	1 191	5 534	16	5	4	5	2	—	—	—	—	—
621111	Offices of physicians (exc mental health) ...	147	1 191	5 534	16	5	4	5	2	—	—	—	—	—
622	Hospitals .....	(E)	(D)	(D)	1	—	—	—	—	—	—	1	—	—
6221	General medical & surgical hospitals .....	(E)	(D)	(D)	1	—	—	—	—	—	—	1	—	—
62211	General medical & surgical hospitals .....	(E)	(D)	(D)	1	—	—	—	—	—	—	1	—	—
624	Social assistance .....	(C)	(D)	(D)	15	4	3	2	6	—	—	—	—	—
6241	Individual & family services .....	(C)	(D)	(D)	8	3	1	1	3	—	—	—	—	—
71	<b>Arts, entertainment &amp; recreation</b> .....	(A)	(D)	(D)	4	3	—	1	—	—	—	—	—	—
72	<b>Accommodation &amp; food services</b> .....	<b>798</b>	<b>1 450</b>	<b>5 851</b>	<b>57</b>	<b>18</b>	<b>8</b>	<b>18</b>	<b>11</b>	<b>2</b>	—	—	—	—
721	Accommodation .....	(C)	(D)	(D)	10	5	—	4	1	—	—	—	—	—
7211	Traveler accommodation .....	(C)	(D)	(D)	7	2	—	4	1	—	—	—	—	—
72111	Hotels (exc casino hotels) & motels .....	(C)	(D)	(D)	7	2	—	4	1	—	—	—	—	—
722	Food services & drinking places .....	(F)	(D)	(D)	47	13	8	14	10	2	—	—	—	—
7221	Full-service restaurants .....	(C)	(D)	(D)	18	6	3	5	3	1	—	—	—	—
72211	Full-service restaurants .....	(C)	(D)	(D)	18	6	3	5	3	1	—	—	—	—
7222	Limited-service eating places .....	334	555	2 157	17	2	2	6	6	1	—	—	—	—
72221	Limited-service eating places .....	334	555	2 157	17	2	2	6	6	1	—	—	—	—
81	<b>Other services (except public administration)</b> .....	<b>556</b>	<b>1 704</b>	<b>7 087</b>	<b>49</b>	<b>32</b>	<b>9</b>	<b>4</b>	<b>2</b>	<b>1</b>	—	<b>1</b>	—	—
811	Repair & maintenance .....	167	847	3 355	17	10	3	1	2	1	—	—	—	—
8111	Automotive repair & maintenance .....	(C)	(D)	(D)	11	7	2	—	1	1	—	—	—	—
813	Religious, grantmaking, civic, prof & like organizations .....	331	687	3 165	21	14	5	1	—	—	—	1	—	—
8139	Business, labor, political, like organizations .....	268	529	2 567	5	3	1	—	—	—	—	1	—	—
81399	Oth similar organizations (exc business, prof, labor, pol) .....	(E)	(D)	(D)	1	—	—	—	—	—	—	1	—	—

See footnotes at end of table.

**Table 6. Counties—Employees, Payroll, and Establishments by Industry: 2002—Con.**

[Excludes most government employees, railroad employees, and self-employed persons. Size class 1 to 4 includes establishments with payroll, but no employees, during mid-March pay period. (D) denotes figures withheld to avoid disclosing data for individual companies; the data are included in broader industry totals. Detailed industries with 100 or more employees are shown if industry was not a (D). For explanation of terms, abbreviations, and data reliability/comparability, see introductory text]

NAICS code	Industry	Number of employees for week including March 12	Payroll (\$1,000)		Total number of establishments	Number of establishments by employment-size class								
			First quarter	Annual		1 to 4	5 to 9	10 to 19	20 to 49	50 to 99	100 to 249	250 to 499	500 to 999	1,000 or more
<b>GRAHAM—Con.</b>														
95	Auxiliaries (exc corporate, subsidiary & regional mgt) .....	(A)	(D)	(D)	2	2	—	—	—	—	—	—	—	—
99	Unclassified establishments .....	(A)	(D)	(D)	2	2	—	—	—	—	—	—	—	—
<b>GREENLEE</b>														
	<b>Total</b> .....	<b>2 703</b>	<b>25 501</b>	<b>102 810</b>	<b>93</b>	<b>56</b>	<b>21</b>	<b>12</b>	<b>1</b>	<b>2</b>	—	—	—	<b>1</b>
21	Mining .....	(G)	(D)	(D)	2	1	—	—	—	—	—	—	—	<b>1</b>
212	Mining (except oil & gas) .....	(G)	(D)	(D)	2	1	—	—	—	—	—	—	—	<b>1</b>
2122	Metal ore mining .....	(G)	(D)	(D)	2	1	—	—	—	—	—	—	—	<b>1</b>
21223	Copper, nickel, lead & zinc mining .....	(G)	(D)	(D)	2	1	—	—	—	—	—	—	—	<b>1</b>
22	Utilities .....	(B)	(D)	(D)	4	2	—	<b>2</b>	—	—	—	—	—	—
23	Construction .....	(B)	(D)	(D)	9	6	<b>2</b>	<b>1</b>	—	—	—	—	—	—
31-33	Manufacturing .....	(A)	(D)	(D)	1	1	—	—	—	—	—	—	—	—
42	Wholesale trade .....	(B)	(D)	(D)	7	3	<b>2</b>	<b>2</b>	—	—	—	—	—	—
44-45	Retail trade .....	135	521	2 093	21	13	<b>5</b>	<b>2</b>	—	<b>1</b>	—	—	—	—
48-49	Transportation & warehousing .....	(B)	(D)	(D)	5	3	—	<b>2</b>	—	—	—	—	—	—
51	Information .....	(B)	(D)	(D)	5	2	<b>3</b>	—	—	—	—	—	—	—
52	Finance & insurance .....	(A)	(D)	(D)	4	3	<b>1</b>	—	—	—	—	—	—	—
53	Real estate & rental & leasing .....	(A)	(D)	(D)	2	1	—	<b>1</b>	—	—	—	—	—	—
54	Professional, scientific & technical services .....	(A)	(D)	(D)	2	2	—	—	—	—	—	—	—	—
55	Management of companies & enterprises .....	(A)	(D)	(D)	1	—	<b>1</b>	—	—	—	—	—	—	—
61	Educational services .....	(A)	(D)	(D)	2	2	—	—	—	—	—	—	—	—
62	Health care and social assistance .....	(C)	(D)	(D)	6	3	<b>2</b>	—	—	<b>1</b>	—	—	—	—
621	Ambulatory health care services .....	(C)	(D)	(D)	5	2	<b>2</b>	—	—	<b>1</b>	—	—	—	—
71	Arts, entertainment & recreation .....	(A)	(D)	(D)	2	1	—	<b>1</b>	—	—	—	—	—	—
72	Accommodation & food services .....	(C)	(D)	(D)	12	5	<b>5</b>	<b>1</b>	<b>1</b>	—	—	—	—	—
722	Food services & drinking places .....	(C)	(D)	(D)	12	5	<b>5</b>	<b>1</b>	<b>1</b>	—	—	—	—	—
81	Other services (except public administration) .....	(A)	(D)	(D)	8	8	—	—	—	—	—	—	—	—
<b>LA PAZ</b>														
	<b>Total</b> .....	<b>3 889</b>	<b>19 562</b>	<b>78 926</b>	<b>353</b>	<b>183</b>	<b>76</b>	<b>47</b>	<b>35</b>	<b>6</b>	<b>5</b>	<b>1</b>	—	—
11	Forestry, fishing, hunting, and agriculture support .....	(A)	(D)	(D)	3	3	—	—	—	—	—	—	—	—
21	Mining .....	(A)	(D)	(D)	2	1	<b>1</b>	—	—	—	—	—	—	—
22	Utilities .....	(B)	(D)	(D)	6	4	—	<b>2</b>	—	—	—	—	—	—
23	Construction .....	(B)	(D)	(D)	27	22	<b>3</b>	<b>2</b>	—	—	—	—	—	—
31-33	Manufacturing .....	(E)	(D)	(D)	15	5	<b>5</b>	<b>2</b>	<b>1</b>	<b>1</b>	<b>1</b>	—	—	—
336	Transportation equipment mfg .....	(C)	(D)	(D)	2	—	<b>1</b>	—	—	—	<b>1</b>	—	—	—
3362	Motor vehicle body & trailer mfg .....	(C)	(D)	(D)	2	—	<b>1</b>	—	—	—	<b>1</b>	—	—	—
33621	Motor vehicle body & trailer mfg .....	(C)	(D)	(D)	2	—	<b>1</b>	—	—	—	<b>1</b>	—	—	—
42	Wholesale trade .....	102	864	3 209	10	2	<b>4</b>	<b>1</b>	<b>3</b>	—	—	—	—	—
44-45	Retail trade .....	970	4 587	19 246	78	35	<b>15</b>	<b>16</b>	<b>9</b>	<b>2</b>	<b>1</b>	—	—	—
441	Motor vehicle & parts dealers .....	108	678	3 109	10	3	<b>4</b>	—	<b>3</b>	—	—	—	—	—
445	Food & beverage stores .....	334	1 668	6 013	11	2	<b>2</b>	<b>5</b>	—	<b>1</b>	<b>1</b>	—	—	—
4451	Grocery stores .....	(E)	(D)	(D)	10	2	<b>2</b>	<b>4</b>	—	<b>1</b>	<b>1</b>	—	—	—
44511	Grocery (except convenience) stores .....	(E)	(D)	(D)	9	2	<b>1</b>	<b>4</b>	—	<b>1</b>	<b>1</b>	—	—	—
447	Gasoline stations .....	347	1 357	5 492	19	4	<b>4</b>	<b>6</b>	<b>4</b>	<b>1</b>	—	—	—	—
4471	Gasoline stations .....	347	1 357	5 492	19	4	<b>4</b>	<b>6</b>	<b>4</b>	<b>1</b>	—	—	—	—
44711	Gasoline stations with convenience stores .....	124	415	1 854	13	3	<b>4</b>	<b>5</b>	<b>1</b>	—	—	—	—	—
447110	Gasoline stations with convenience stores .....	124	415	1 854	13	3	<b>4</b>	<b>5</b>	<b>1</b>	—	—	—	—	—
44719	Other gasoline stations .....	223	942	3 638	6	1	—	<b>1</b>	<b>3</b>	<b>1</b>	—	—	—	—
447190	Other gasoline stations .....	223	942	3 638	6	1	—	<b>1</b>	<b>3</b>	<b>1</b>	—	—	—	—
48-49	Transportation & warehousing .....	(B)	(D)	(D)	8	4	<b>3</b>	<b>1</b>	—	—	—	—	—	—
51	Information .....	(B)	(D)	(D)	6	3	<b>1</b>	<b>2</b>	—	—	—	—	—	—
52	Finance & insurance .....	67	377	1 407	12	5	<b>4</b>	<b>3</b>	—	—	—	—	—	—
53	Real estate & rental & leasing .....	131	557	2 709	24	19	<b>1</b>	<b>2</b>	<b>1</b>	<b>1</b>	—	—	—	—
54	Professional, scientific & technical services .....	(B)	(D)	(D)	9	5	<b>4</b>	—	—	—	—	—	—	—
56	Admin, support, waste mgt, remediation services .....	53	161	715	11	8	<b>2</b>	—	<b>1</b>	—	—	—	—	—
61	Educational services .....	147	828	3 577	6	1	—	<b>1</b>	<b>3</b>	<b>1</b>	—	—	—	—
611	Educational services .....	147	828	3 577	6	1	—	<b>1</b>	<b>3</b>	<b>1</b>	—	—	—	—
6111	Elementary & secondary schools .....	(C)	(D)	(D)	5	—	—	<b>1</b>	<b>3</b>	<b>1</b>	—	—	—	—
61111	Elementary & secondary schools .....	(C)	(D)	(D)	5	—	—	<b>1</b>	<b>3</b>	<b>1</b>	—	—	—	—

See footnotes at end of table.

**Table 6. Counties—Employees, Payroll, and Establishments by Industry: 2002—Con.**

[Excludes most government employees, railroad employees, and self-employed persons. Size class 1 to 4 includes establishments with payroll, but no employees, during mid-March pay period. (D) denotes figures withheld to avoid disclosing data for individual companies; the data are included in broader industry totals. Detailed industries with 100 or more employees are shown if industry was not a (D). For explanation of terms, abbreviations, and data reliability/comparability, see introductory text]

NAICS code	Industry	Number of employees for week including March 12	Payroll (\$1,000)		Total number of establishments	Number of establishments by employment-size class									
			First quarter	Annual		1 to 4	5 to 9	10 to 19	20 to 49	50 to 99	100 to 249	250 to 499	500 to 999	1,000 or more	
<b>LA PAZ—Con.</b>															
<b>62</b>	<b>Health care and social assistance</b> .....	<b>347</b>	<b>3 170</b>	<b>13 241</b>	<b>20</b>	<b>8</b>	<b>6</b>	<b>4</b>	—	—	<b>2</b>	—	—	—	
622	Hospitals .....	(C)	(D)	(D)	2	—	—	—	—	—	2	—	—	—	
6221	General medical & surgical hospitals .....	(C)	(D)	(D)	2	—	—	—	—	—	2	—	—	—	
62211	General medical & surgical hospitals .....	(C)	(D)	(D)	2	—	—	—	—	—	2	—	—	—	
<b>71</b>	<b>Arts, entertainment &amp; recreation</b> .....	<b>(C)</b>	<b>(D)</b>	<b>(D)</b>	<b>5</b>	<b>2</b>	<b>1</b>	—	<b>1</b>	—	<b>1</b>	—	—	—	
713	Amusement, gambling & recreation industries .....	(C)	(D)	(D)	3	1	1	—	—	—	1	—	—	—	
7132	Gambling industries .....	(C)	(D)	(D)	1	—	—	—	—	—	1	—	—	—	
71321	Casinos (except hotel casinos) .....	(C)	(D)	(D)	1	—	—	—	—	—	1	—	—	—	
<b>72</b>	<b>Accommodation &amp; food services</b> .....	<b>1 148</b>	<b>3 489</b>	<b>14 335</b>	<b>75</b>	<b>27</b>	<b>20</b>	<b>11</b>	<b>15</b>	<b>1</b>	—	<b>1</b>	—	—	
721	Accommodation .....	557	2 045	9 263	25	12	7	2	2	1	—	1	—	—	
7211	Traveler accommodation .....	395	1 465	6 857	9	4	1	2	1	—	—	1	—	—	
72112	Casino hotels .....	(E)	(D)	(D)	1	—	—	—	—	—	—	1	—	—	
7212	RV parks & recreational camps .....	162	580	2 406	16	8	6	—	1	1	—	—	—	—	
72121	RV parks & recreational camps .....	162	580	2 406	16	8	6	—	1	1	—	—	—	—	
721211	RV parks & campgrounds .....	162	580	2 406	16	8	6	—	1	1	—	—	—	—	
722	Food services & drinking places .....	591	1 444	5 072	50	15	13	9	13	—	—	—	—	—	
7221	Full-service restaurants .....	287	675	2 083	22	5	5	6	6	—	—	—	—	—	
72211	Full-service restaurants .....	287	675	2 083	22	5	5	6	6	—	—	—	—	—	
722110	Full-service restaurants .....	287	675	2 083	22	5	5	6	6	—	—	—	—	—	
7222	Limited-service eating places .....	260	661	2 497	19	6	4	2	7	—	—	—	—	—	
72221	Limited-service eating places .....	260	661	2 497	19	6	4	2	7	—	—	—	—	—	
<b>81</b>	<b>Other services (except public administration)</b> .....	<b>(C)</b>	<b>(D)</b>	<b>(D)</b>	<b>34</b>	<b>27</b>	<b>6</b>	—	<b>1</b>	—	—	—	—	—	
<b>95</b>	<b>Auxiliaries (exc corporate, subsidiary &amp; regional mgt)</b> .....	<b>(A)</b>	<b>(D)</b>	<b>(D)</b>	<b>1</b>	<b>1</b>	—	—	—	—	—	—	—	—	
<b>99</b>	<b>Unclassified establishments</b> .....	<b>(A)</b>	<b>(D)</b>	<b>(D)</b>	<b>1</b>	<b>1</b>	—	—	—	—	—	—	—	—	
<b>MARICOPA</b>															
	<b>Total</b> .....	<b>1 361 929</b>	<b>11 206 753</b>	<b>45 666 424</b>	<b>75 292</b>	<b>39 984</b>	<b>13 545</b>	<b>9 708</b>	<b>7 240</b>	<b>2 584</b>	<b>1 580</b>	<b>403</b>	<b>167</b>	<b>81</b>	
<b>11</b>	<b>Forestry, fishing, hunting, and agriculture support</b> .....	<b>593</b>	<b>3 314</b>	<b>13 979</b>	<b>97</b>	<b>70</b>	<b>11</b>	<b>11</b>	<b>4</b>	<b>1</b>	—	—	—	—	
115	Agriculture & forestry support activities .....	521	3 093	12 980	91	67	10	10	3	1	—	—	—	—	
1151	Crop production support activities .....	352	2 240	9 190	44	30	5	5	3	1	—	—	—	—	
11511	Crop production support activities .....	352	2 240	9 190	44	30	5	5	3	1	—	—	—	—	
115112	Soil preparation, planting, & cultivating .....	121	850	4 244	17	10	3	3	1	—	—	—	—	—	
1152	Animal production support activities .....	(C)	(D)	(D)	45	36	5	4	—	—	—	—	—	—	
11521	Animal production support activities .....	(C)	(D)	(D)	45	36	5	4	—	—	—	—	—	—	
<b>21</b>	<b>Mining</b> .....	<b>1 458</b>	<b>12 992</b>	<b>54 683</b>	<b>64</b>	<b>28</b>	<b>11</b>	<b>11</b>	<b>8</b>	<b>3</b>	<b>2</b>	<b>1</b>	—	—	
211	Oil & gas extraction .....	(C)	(D)	(D)	16	12	1	1	1	1	—	—	—	—	
2111	Oil & gas extraction .....	(C)	(D)	(D)	16	12	1	1	1	1	—	—	—	—	
21111	Oil & gas extraction .....	(C)	(D)	(D)	16	12	1	1	1	1	—	—	—	—	
212	Mining (except oil & gas) .....	(G)	(D)	(D)	39	12	8	7	7	2	2	1	—	—	
2123	Nonmetallic mineral mining & quarrying .....	(G)	(D)	(D)	37	10	8	7	7	2	2	1	—	—	
21231	Stone mining & quarrying .....	211	1 969	9 904	12	4	2	2	3	1	—	—	—	—	
212313	Crushed & broken granite mining & quarrying .....	156	1 518	7 348	5	—	1	1	2	1	—	—	—	—	
21232	Sand, gravel, clay, refractory minerals mining .....	971	8 701	34 862	21	4	5	5	3	1	2	1	—	—	
<b>22</b>	<b>Utilities</b> .....	<b>5 816</b>	<b>111 098</b>	<b>401 999</b>	<b>75</b>	<b>36</b>	<b>15</b>	<b>9</b>	<b>7</b>	<b>2</b>	<b>4</b>	<b>1</b>	—	<b>1</b>	
221	Utilities .....	5 816	111 098	401 999	75	36	15	9	7	2	4	1	—	1	
2211	Elec pwr generation, transmsn & distribution ...	(H)	(D)	(D)	10	4	1	—	4	—	—	—	—	1	
22111	Electric power generation .....	(H)	(D)	(D)	3	2	—	—	—	—	—	—	—	1	
22112	Electric pwr transmsn, control & distribution ..	(C)	(D)	(D)	7	2	1	—	4	—	—	—	—	—	
2212	Natural gas distribution .....	(F)	(D)	(D)	18	8	3	1	2	1	3	—	—	—	
22121	Natural gas distribution .....	(F)	(D)	(D)	18	8	3	1	2	1	3	—	—	—	
2213	Water, sewage & other systems .....	(F)	(D)	(D)	47	24	11	8	1	1	1	1	—	—	
22131	Water supply & irrigation systems .....	(F)	(D)	(D)	43	23	10	6	1	1	1	1	—	—	
<b>23</b>	<b>Construction</b> .....	<b>117 709</b>	<b>1 006 264</b>	<b>4 211 445</b>	<b>7 526</b>	<b>4 236</b>	<b>1 191</b>	<b>880</b>	<b>720</b>	<b>297</b>	<b>144</b>	<b>43</b>	<b>12</b>	<b>3</b>	
233	Building, developing & general contracting .....	21 739	250 581	1 027 402	2 218	1 428	322	215	157	68	22	5	1	—	
2331	Land subdivision & land development .....	1 857	26 084	105 561	219	156	19	17	18	7	2	—	—	—	
23311	Land subdivision & land development .....	1 857	26 084	105 561	219	156	19	17	18	7	2	—	—	—	
233110	Land subdivision & land development .....	1 857	26 084	105 561	219	156	19	17	18	7	2	—	—	—	
2332	Residential building construction .....	11 657	133 238	545 817	1 481	1 041	207	124	61	33	11	3	1	—	
23321	Single-family housing construction .....	10 712	123 888	509 066	1 406	995	197	113	57	31	10	2	1	—	
233210	Single-family housing construction .....	10 712	123 888	509 066	1 406	995	197	113	57	31	10	2	1	—	
23322	Multifamily housing construction .....	945	9 350	36 751	75	46	10	11	4	2	1	1	—	—	
233220	Multifamily housing construction .....	945	9 350	36 751	75	46	10	11	4	2	1	1	—	—	
2333	Nonresidential building construction .....	8 225	91 259	376 024	518	231	96	74	78	28	9	2	—	—	
23332	Commercial & institutional bldg construction ..	8 136	90 669	372 990	505	222	94	74	76	28	9	2	—	—	
233320	Commercial & institutional bldg construction ..	8 136	90 669	372 990	505	222	94	74	76	28	9	2	—	—	

See footnotes at end of table.

**Table 6. Counties—Employees, Payroll, and Establishments by Industry: 2002—Con.**

[Excludes most government employees, railroad employees, and self-employed persons. Size class 1 to 4 includes establishments with payroll, but no employees, during mid-March pay period. (D) denotes figures withheld to avoid disclosing data for individual companies; the data are included in broader industry totals. Detailed industries with 100 or more employees are shown if industry was not a (D). For explanation of terms, abbreviations, and data reliability/comparability, see introductory text]

NAICS code	Industry	Number of employees for week including March 12	Payroll (\$1,000)		Total number of establishments	Number of establishments by employment-size class									
			First quarter	Annual		1 to 4	5 to 9	10 to 19	20 to 49	50 to 99	100 to 249	250 to 499	500 to 999	1,000 or more	
<b>MARICOPA—Con.</b>															
<b>23 Construction—Con.</b>															
234	Heavy construction .....	15 482	156 363	654 906	399	140	57	58	73	39	21	10	—	1	
2341	Highway, street, bridge & tunnel construction ...	5 439	53 081	236 643	131	46	13	21	26	10	9	6	—	—	
23411	Highway & street construction .....	(H)	(D)	(D)	126	45	13	20	26	9	8	5	—	—	
23412	Bridge & tunnel construction .....	(F)	(D)	(D)	5	1	—	1	—	1	1	—	—	—	
2349	Other heavy construction .....	10 043	103 282	418 263	268	94	44	37	47	29	12	4	—	1	
23491	Water, sewer & pipeline construction .....	5 712	62 361	264 338	106	21	19	15	28	16	5	1	—	1	
234910	Water, sewer & pipeline construction .....	5 712	62 361	264 338	106	21	19	15	28	16	5	1	—	1	
23492	Pwr, communication transmnsn line construction .....	(G)	(D)	(D)	49	14	9	8	7	7	3	1	—	—	
23499	All other heavy construction .....	2 321	23 427	91 094	110	58	15	14	11	6	4	2	—	—	
234990	All other heavy construction .....	2 321	23 427	91 094	110	58	15	14	11	6	4	2	—	—	
235	Special trade contractors .....	80 488	599 320	2 529 137	4 909	2 668	812	607	490	190	101	28	11	2	
2351	Plumbing, heating & AC contractor .....	12 674	109 388	436 636	958	530	184	116	85	23	14	4	2	—	
23511	Plumbing, heating & AC contractor .....	12 674	109 388	436 636	958	530	184	116	85	23	14	4	2	—	
235110	Plumbing, heating & AC contractor .....	12 674	109 388	436 636	958	530	184	116	85	23	14	4	2	—	
2352	Painting & wall covering contractors .....	4 775	26 230	113 727	486	304	71	50	43	15	2	1	—	—	
23521	Painting & wall covering contractors .....	4 775	26 230	113 727	486	304	71	50	43	15	2	1	—	—	
235210	Painting & wall covering contractors .....	4 775	26 230	113 727	486	304	71	50	43	15	2	1	—	—	
2353	Electrical contractors .....	11 538	98 686	403 442	732	406	129	75	75	27	14	4	2	—	
23531	Electrical contractors .....	11 538	98 686	403 442	732	406	129	75	75	27	14	4	2	—	
235310	Electrical contractors .....	11 538	98 686	403 442	732	406	129	75	75	27	14	4	2	—	
2354	Masonry, drywall, insulation, tile contractors ...	17 531	111 818	479 708	670	338	98	75	73	43	33	6	3	1	
23541	Masonry & stone contractors .....	4 074	27 970	119 185	212	100	40	27	19	18	7	1	—	—	
235410	Masonry & stone contractors .....	4 074	27 970	119 185	212	100	40	27	19	18	7	1	—	—	
23542	Drywall, acoustical & insulation contractors ...	11 936	73 537	314 036	285	128	27	33	43	22	23	5	3	1	
235420	Drywall, acoustical & insulation contractors ...	11 936	73 537	314 036	285	128	27	33	43	22	23	5	3	1	
23543	Tile, marble, terrazzo & mosaic contractors ..	1 521	10 311	46 487	173	110	31	15	11	3	3	—	—	—	
235430	Tile, marble, terrazzo & mosaic contractors ..	1 521	10 311	46 487	173	110	31	15	11	3	3	—	—	—	
2355	Carpentry & floor contractors .....	10 189	72 485	324 901	643	363	102	78	61	21	12	3	3	—	
23551	Carpentry contractors .....	8 980	64 704	291 387	448	223	81	58	52	16	12	3	3	—	
235510	Carpentry contractors .....	8 980	64 704	291 387	448	223	81	58	52	16	12	3	3	—	
23552	Floor laying & other floor contractors .....	1 209	7 781	33 514	195	140	21	20	9	5	—	—	—	—	
235520	Floor laying & other floor contractors .....	1 209	7 781	33 514	195	140	21	20	9	5	—	—	—	—	
2356	Roofing, siding, & sheet metal contractors .....	3 965	25 244	109 369	226	112	42	26	24	14	7	1	—	—	
23561	Roofing, siding, & sheet metal contractors ...	3 965	25 244	109 369	226	112	42	26	24	14	7	1	—	—	
235610	Roofing, siding, & sheet metal contractors ...	3 965	25 244	109 369	226	112	42	26	24	14	7	1	—	—	
2357	Concrete contractors .....	10 011	72 019	302 780	372	158	62	66	47	22	8	8	—	1	
23571	Concrete contractors .....	10 011	72 019	302 780	372	158	62	66	47	22	8	8	—	1	
235710	Concrete contractors .....	10 011	72 019	302 780	372	158	62	66	47	22	8	8	—	1	
2358	Water well drilling contractors .....	473	3 983	18 201	22	12	4	1	1	3	1	—	—	—	
23581	Water well drilling contractors .....	473	3 983	18 201	22	12	4	1	1	3	1	—	—	—	
235810	Water well drilling contractors .....	473	3 983	18 201	22	12	4	1	1	3	1	—	—	—	
2359	Other special trade contractors .....	9 332	79 467	340 373	800	445	120	120	81	22	10	1	1	—	
23591	Structural steel erection contractors .....	782	7 491	33 295	46	24	8	5	5	3	1	—	—	—	
235910	Structural steel erection contractors .....	782	7 491	33 295	46	24	8	5	5	3	1	—	—	—	
23592	Glass & glazing contractors .....	699	5 974	25 792	75	37	17	10	9	2	—	—	—	—	
235920	Glass & glazing contractors .....	699	5 974	25 792	75	37	17	10	9	2	—	—	—	—	
23593	Excavation contractors .....	2 016	18 353	77 972	174	100	21	28	18	4	2	1	—	—	
235930	Excavation contractors .....	2 016	18 353	77 972	174	100	21	28	18	4	2	1	—	—	
23594	Wrecking & demolition contractors .....	335	2 334	11 587	28	18	4	3	1	—	2	—	—	—	
235940	Wrecking & demolition contractors .....	335	2 334	11 587	28	18	4	3	1	—	2	—	—	—	
23595	Bldg equip & oth mach installation contractor .	630	6 125	25 504	43	25	5	5	4	3	1	—	—	—	
235950	Bldg equip & oth mach installation contractor .	630	6 125	25 504	43	25	5	5	4	3	1	—	—	—	
23599	All other special trade contractors .....	4 870	39 190	166 223	434	241	65	69	44	10	4	—	1	—	
235990	All other special trade contractors .....	4 870	39 190	166 223	434	241	65	69	44	10	4	—	1	—	
<b>31-33</b>	<b>Manufacturing .....</b>	<b>118 876</b>	<b>1 240 521</b>	<b>4 975 851</b>	<b>3 259</b>	<b>1 206</b>	<b>563</b>	<b>547</b>	<b>473</b>	<b>249</b>	<b>152</b>	<b>41</b>	<b>16</b>	<b>12</b>	
311	Food mfg .....	5 509	39 434	162 080	123	46	12	18	24	10	9	3	—	1	
3111	Animal food mfg .....	(C)	(D)	(D)	8	3	1	3	1	—	—	—	—	—	
31111	Animal food mfg .....	(C)	(D)	(D)	8	3	1	3	1	—	—	—	—	—	
3113	Sugar & confectionery product mfg .....	172	1 023	5 107	7	2	1	2	1	—	1	—	—	—	
31134	Nonchocolate confectionery mfg .....	(C)	(D)	(D)	4	2	1	—	—	—	1	—	—	—	
3114	Fruit & veg preserving & specialty food mfg ....	204	1 293	5 406	8	5	—	—	1	1	1	—	—	—	
31141	Frozen food mfg .....	(C)	(D)	(D)	2	1	—	—	—	—	1	—	—	—	
3115	Dairy product mfg .....	(F)	(D)	(D)	10	2	1	—	2	2	2	1	—	—	
31151	Dairy product (exc frozen) mfg .....	(F)	(D)	(D)	8	1	—	—	2	2	2	1	—	—	
3116	Animal slaughtering & processing .....	(G)	(D)	(D)	12	4	2	—	4	1	—	—	—	1	
31161	Animal slaughtering & processing .....	(G)	(D)	(D)	12	4	2	—	4	1	—	—	—	1	
3118	Bakeries & tortilla mfg .....	2 427	16 495	66 591	67	29	4	11	11	6	4	2	—	—	
31181	Bread & bakery product mfg .....	1 931	13 342	53 838	57	27	4	8	10	3	3	2	—	—	
311812	Commercial bakeries .....	1 607	12 025	48 454	24	5	1	4	7	3	2	2	—	—	
31183	Tortilla mfg .....	(E)	(D)	(D)	8	1	—	3	—	3	1	—	—	—	
3119	Other food mfg .....	(C)	(D)	(D)	9	1	3	1	3	—	1	—	—	—	
31199	All other food mfg .....	(C)	(D)	(D)	2	—	1	—	—	—	1	—	—	—	
312	Beverage & tobacco product mfg .....	810	6 841	30 608	15	6	1	1	3	2	1	1	—	—	
3121	Beverage mfg .....	810	6 841	30 608	15	6	1	1	3	2	1	1	—	—	
31211	Soft drink & ice mfg .....	776	6 758	30 050	10	2	1	1	2	2	1	1	—	—	
312111	Soft drink mfg .....	642	5 743	26 028	4	—	—	1	—	1	1	1	—	—	

See footnotes at end of table.

**Table 6. Counties—Employees, Payroll, and Establishments by Industry: 2002—Con.**

[Excludes most government employees, railroad employees, and self-employed persons. Size class 1 to 4 includes establishments with payroll, but no employees, during mid-March pay period. (D) denotes figures withheld to avoid disclosing data for individual companies; the data are included in broader industry totals. Detailed industries with 100 or more employees are shown if industry was not a (D). For explanation of terms, abbreviations, and data reliability/comparability, see introductory text]

NAICS code	Industry	Number of employees for week including March 12	Payroll (\$1,000)		Total number of establishments	Number of establishments by employment-size class																					
			First quarter	Annual		1 to 4	5 to 9	10 to 19	20 to 49	50 to 99	100 to 249	250 to 499	500 to 999	1,000 or more													
<b>MARICOPA—Con.</b>																											
<b>31-33 Manufacturing—Con.</b>																											
314	Textile product mills	863	4 876	19 887	65	29	13	13	6	2	2	—	—	—	—	—	—										
3141	Textile furnishings mills	(C)	(D)	(D)	27	14	7	5	1	—	—	—	—	—	—	—	—										
31412	Curtain & linen mills	(C)	(D)	(D)	26	13	7	5	1	—	—	—	—	—	—	—	—										
3149	Other textile product mills	(F)	(D)	(D)	38	15	6	8	5	2	2	—	—	—	—	—	—										
31491	Textile bag & canvas mills	(E)	(D)	(D)	15	2	2	6	3	1	1	—	—	—	—	—	—										
31499	All other textile product mills	301	2 235	7 366	23	13	4	2	2	1	1	—	—	—	—	—	—										
315	Apparel manufacturing	811	4 143	17 063	54	27	12	7	3	4	1	—	—	—	—	—	—										
3151	Apparel knitting mills	(C)	(D)	(D)	3	1	—	1	—	1	—	—	—	—	—	—	—										
31519	Other apparel knitting mills	(C)	(D)	(D)	3	1	—	1	—	1	—	—	—	—	—	—	—										
3152	Cut & sew apparel mfg	(F)	(D)	(D)	40	20	9	5	3	2	1	—	—	—	—	—	—										
31521	Cut & sew apparel contractors	(E)	(D)	(D)	29	16	6	3	2	2	—	—	—	—	—	—	—										
31523	Women's, girls' cut & sew apparel mfg	198	1 299	4 960	6	1	1	2	1	—	1	—	—	—	—	—	—										
3159	Apparel accessories & other apparel mfg	(C)	(D)	(D)	11	6	3	1	—	1	—	—	—	—	—	—	—										
31599	Apparel accessories & other apparel mfg	(C)	(D)	(D)	11	6	3	1	—	1	—	—	—	—	—	—	—										
321	Wood product mfg	7 587	46 439	195 592	129	31	14	24	23	18	13	4	2	—	—	—	—										
3212	Veneer, plywood & engineered wood product mfg	1 408	10 124	44 368	22	3	2	3	2	6	6	—	—	—	—	—	—										
32121	Veneer, plywood & engineered wood product mfg	1 408	10 124	44 368	22	3	2	3	2	6	6	—	—	—	—	—	—										
3219	Other wood product mfg	6 175	36 293	151 051	103	24	12	21	21	12	7	4	2	—	—	—	—										
32191	Millwork	1 349	9 282	37 669	56	11	7	16	13	7	2	—	—	—	—	—	—										
321911	Wood window & door mfg	660	5 174	21 158	21	1	4	7	3	4	—	—	—	—	—	—	—										
321912	Cut stock, resawing lumber & planing	155	1 024	4 325	5	—	—	2	1	1	—	—	—	—	—	—	—										
321918	Other millwork (including flooring)	534	3 084	12 186	30	10	2	7	9	2	—	—	—	—	—	—	—										
32192	Wood container & pallet mfg	398	2 066	8 619	15	1	4	2	5	2	1	—	—	—	—	—	—										
321920	Wood container & pallet mfg	398	2 066	8 619	15	1	4	2	5	2	1	—	—	—	—	—	—										
32199	All other wood product mfg	4 428	24 945	104 763	32	12	1	3	3	3	4	4	2	—	—	—	—										
321992	Prefabricated wood building mfg	1 526	9 987	41 538	10	3	1	1	2	1	—	1	1	—	—	—	—										
322	Paper mfg	1 450	11 693	46 643	31	7	2	7	6	2	7	—	—	—	—	—	—										
3222	Converted paper product mfg	(G)	(D)	(D)	30	6	2	7	6	2	7	—	—	—	—	—	—										
32221	Paperboard container mfg	(F)	(D)	(D)	14	2	1	3	3	1	4	—	—	—	—	—	—										
32222	Paper bag & coated & treated paper mfg	(C)	(D)	(D)	4	2	—	1	—	—	1	—	—	—	—	—	—										
32223	Stationery product mfg	302	2 685	10 831	5	—	—	2	1	1	1	—	—	—	—	—	—										
32229	Other converted paper product mfg	(E)	(D)	(D)	7	2	1	1	2	—	1	—	—	—	—	—	—										
323	Printing & related support activities	5 448	43 078	178 619	420	197	80	75	44	19	4	1	—	—	—	—	—										
3231	Printing & related support activities	5 448	43 078	178 619	420	197	80	75	44	19	4	1	—	—	—	—	—										
32311	Printing	4 565	35 898	145 887	380	175	73	74	38	18	2	—	—	—	—	—	—										
323110	Commercial lithographic printing	2 162	18 590	73 639	142	54	28	28	20	11	1	—	—	—	—	—	—										
323113	Commercial screen printing	550	2 945	12 250	56	29	11	9	5	2	—	—	—	—	—	—	—										
323114	Quick printing	764	5 243	23 028	111	60	27	18	5	1	—	—	—	—	—	—	—										
323116	Manifold business form printing	409	3 298	14 196	16	5	1	4	4	1	1	—	—	—	—	—	—										
323118	Blankbook, loose-leaf binder & device mfg	171	1 122	4 563	5	1	1	1	1	—	—	—	—	—	—	—	—										
32312	Printing support activities	883	7 180	32 732	40	22	7	1	6	1	2	1	—	—	—	—	—										
324	Petroleum & coal products mfg	(C)	(D)	(D)	16	3	8	3	1	1	—	—	—	—	—	—	—										
3241	Petroleum & coal products mfg	(C)	(D)	(D)	16	3	8	3	1	1	—	—	—	—	—	—	—										
32412	Asphalt paving, roofing & saturated mat mfg	(C)	(D)	(D)	14	2	7	3	1	1	—	—	—	—	—	—	—										
325	Chemical mfg	4 515	40 022	165 308	121	42	20	20	26	6	6	—	—	—	—	—	1										
3251	Basic chemical mfg	(E)	(D)	(D)	12	3	1	4	3	—	1	—	—	—	—	—	—										
32518	Other basic inorganic chemical mfg	(C)	(D)	(D)	2	—	—	1	—	—	1	—	—	—	—	—	—										
3252	Resin, syn rubber, artf & syn fibers, fil mfg	(C)	(D)	(D)	7	2	2	1	1	—	1	—	—	—	—	—	—										
32521	Resin & synthetic rubber mfg	(C)	(D)	(D)	5	1	2	1	—	—	1	—	—	—	—	—	—										
3253	Pesticide, fertilizer & oth ag chemical mfg	(C)	(D)	(D)	8	2	3	—	3	—	—	—	—	—	—	—	—										
3254	Pharmaceutical & medicine mfg	777	11 232	40 075	20	6	2	2	5	3	2	—	—	—	—	—	—										
32541	Pharmaceutical & medicine mfg	777	11 232	40 075	20	6	2	2	5	3	2	—	—	—	—	—	—										
3255	Paint, coating & adhesive mfg	(C)	(D)	(D)	19	7	4	6	2	—	—	—	—	—	—	—	—										
32551	Paint & coating mfg	(C)	(D)	(D)	14	5	2	6	1	—	—	—	—	—	—	—	—										
3256	Soap, cleaners & toilet preparation mfg	1 999	12 864	54 433	20	10	1	2	4	2	—	—	—	—	—	—	1										
32561	Soap & cleaning compound mfg	(C)	(D)	(D)	11	6	1	1	3	—	—	—	—	—	—	—	—										
32562	Toilet preparation mfg	(G)	(D)	(D)	9	4	—	1	1	2	—	—	—	—	—	—	1										
3259	Other chemical product & preparation mfg	916	7 224	36 569	35	12	7	5	8	1	2	—	—	—	—	—	—										
32592	Explosives mfg	(C)	(D)	(D)	2	1	—	—	—	—	1	—	—	—	—	—	—										
32599	All other chemical product & preparation mfg	584	5 447	22 541	27	10	6	3	6	1	1	—	—	—	—	—	—										
325991	Custom compounding of purchased resin	158	1 294	5 155	10	3	3	1	2	1	—	—	—	—	—	—	—										
325992	Photo film, paper, plate & chemical mfg	100	4 495	2 234	5	2	—	1	2	—	—	—	—	—	—	—	—										
325998	All oth misc chemical product & prep mfg	326	3 658	15 152	12	5	3	1	2	—	1	—	—	—	—	—	—										
326	Plastics & rubber products mfg	6 253	51 286	207 385	152	36	18	28	30	25	13	2	—	—	—	—	—										
3261	Plastics product mfg	5 656	46 261	185 472	133	29	18	26	25	20	13	2	—	—	—	—	—										
32611	Unsupported plastics film, sheet, & bag mfg	(C)	(D)	(D)	6	1	—	3	—	1	—	—	—	—	—	—	—										
32612	Plastics pipe, pipe fitting, & unsupported profile shape mfg	265	2 042	8 495	9	2	—	2	3	2	—	—	—	—	—	—	—										
32614	Polystyrene foam product mfg	365	2 387	9 315	7	1	2	—	1	1	2	—	—	—	—	—	—										
326140	Polystyrene foam product mfg	365	2 387	9 315	7	1	2	—	1	1	2	—	—	—	—	—	—										
32615	Foam product (exc polystyrene) mfg	(C)	(D)	(D)	5	1	1	1	1	1	—	—	—	—	—	—	—										
32616	Plastics bottle mfg	(C)	(D)	(D)	7	2	2	—	—	3	—	—	—	—	—	—	—										
32619	Other plastics product mfg	4 376	36 561	142 947	96	21	12	20	19	12	10	2	—	—	—	—	—										
326191	Plastics plumbing fixture mfg	539	4 609	19 883	8	1	—	1	2	2	2	—	—	—	—	—	—										
326199	All other plastics product mfg	3 837	31 952	123 064	88	20	12	19	17	10	8	2	—	—	—	—	—										
3262	Rubber product mfg	597	5 025	21 913	19	7	—	2	5	5	—	—	—	—	—	—	—										
32622	Rubber & plastics hoses & belting mfg	(C)	(D)	(D)	2	—	—	—	1	1	—	—	—	—	—	—	—										
32629	Other rubber product mfg	411	3 715	15 802	12	4	—	2	2	4	—	—	—	—	—	—	—										

</

**Table 6. Counties—Employees, Payroll, and Establishments by Industry: 2002—Con.**

[Excludes most government employees, railroad employees, and self-employed persons. Size class 1 to 4 includes establishments with payroll, but no employees, during mid-March pay period. (D) denotes figures withheld to avoid disclosing data for individual companies; the data are included in broader industry totals. Detailed industries with 100 or more employees are shown if industry was not a (D). For explanation of terms, abbreviations, and data reliability/comparability, see introductory text]

NAICS code	Industry	Number of employees for week including March 12	Payroll (\$1,000)		Total number of establishments	Number of establishments by employment-size class									
			First quarter	Annual		1 to 4	5 to 9	10 to 19	20 to 49	50 to 99	100 to 249	250 to 499	500 to 999	1,000 or more	
<b>MARICOPA—Con.</b>															
<b>31-33 Manufacturing—Con.</b>															
327	Nonmetallic mineral product mfg . . . . .	4 046	33 549	132 144	140	37	23	19	34	20	7	—	—	—	
3271	Clay product & refractory mfg . . . . .	(E)	(D)	(D)	15	9	1	1	1	3	—	—	—	—	
32712	Clay building material & refractories mfg . . . . .	273	1 638	6 475	8	3	—	1	1	3	—	—	—	—	
3272	Glass & glass product mfg . . . . .	262	2 007	8 529	19	10	4	1	2	2	—	—	—	—	
32721	Glass & glass product mfg . . . . .	262	2 007	8 529	19	10	4	1	2	2	—	—	—	—	
3273	Cement & concrete product mfg . . . . .	2 918	25 566	99 182	75	14	7	11	24	12	7	—	—	—	
32732	Ready-mix concrete mfg . . . . .	1 011	7 692	32 012	33	8	4	5	9	5	2	—	—	—	
327320	Ready-mix concrete mfg . . . . .	1 011	7 692	32 012	33	8	4	5	9	5	2	—	—	—	
32733	Concrete pipe, brick & block mfg . . . . .	784	7 190	27 807	20	2	1	4	8	4	1	—	—	—	
327331	Concrete block & brick mfg . . . . .	506	4 138	16 060	16	2	1	3	7	3	—	—	—	—	
327332	Concrete pipe mfg . . . . .	278	3 052	11 747	4	—	—	1	1	1	—	—	—	—	
32739	Other concrete product mfg . . . . .	1 123	10 684	39 363	22	4	2	2	7	3	4	—	—	—	
327390	Other concrete product mfg . . . . .	1 123	10 684	39 363	22	4	2	2	7	3	4	—	—	—	
3279	Other nonmetallic mineral product mfg . . . . .	477	3 260	13 672	27	4	10	5	6	2	—	—	—	—	
32799	All other nonmetallic mineral product mfg . . . . .	(E)	(D)	(D)	26	3	10	5	6	2	—	—	—	—	
327991	Cut stone & stone product mfg . . . . .	228	1 391	6 104	17	3	7	4	2	1	—	—	—	—	
327999	All oth misc nonmetallic mineral product mfg . . . . .	159	1 212	4 965	5	—	1	—	4	—	—	—	—	—	
331	Primary metal mfg . . . . .	2 608	23 914	96 887	59	21	7	14	5	5	5	2	—	—	
3311	Iron & steel mills & ferroalloy mfg . . . . .	181	1 352	5 306	19	8	5	5	1	—	—	—	—	—	
33111	Iron & steel mills & ferroalloy mfg . . . . .	181	1 352	5 306	19	8	5	5	1	—	—	—	—	—	
331111	Iron & steel mills . . . . .	181	1 352	5 306	19	8	5	5	1	—	—	—	—	—	
3312	Steel product mfg from purchased steel . . . . .	(E)	(D)	(D)	8	3	—	3	1	—	1	—	—	—	
33121	Iron, steel pipe & tube mfg from purchased steel . . . . .	(C)	(D)	(D)	2	—	—	1	—	—	1	—	—	—	
3313	Alumina & aluminum production & processing . . . . .	(G)	(D)	(D)	7	1	—	2	—	2	—	2	—	—	
33131	Alumina & aluminum production & processing . . . . .	(G)	(D)	(D)	7	1	—	2	—	2	—	2	—	—	
3314	Nonferrous (exc alum) production & processing . . . . .	(E)	(D)	(D)	10	5	1	1	1	1	1	—	—	—	
33141	Nonferrous (exc aluminum) smelting & refining . . . . .	(C)	(D)	(D)	4	1	—	1	—	1	1	—	—	—	
3315	Foundries . . . . .	780	6 318	24 008	15	4	1	3	2	2	3	—	—	—	
33151	Ferrous metal foundries . . . . .	(E)	(D)	(D)	7	3	—	1	—	1	2	—	—	—	
33152	Nonferrous metal foundries . . . . .	(E)	(D)	(D)	8	1	1	2	2	1	1	—	—	—	
332	Fabricated metal product mfg . . . . .	13 802	126 303	517 737	624	218	127	100	109	46	19	4	—	1	
3321	Forging & stamping . . . . .	654	7 110	28 490	22	8	2	2	4	4	2	—	—	—	
33211	Forging & stamping . . . . .	654	7 110	28 490	22	8	2	2	4	4	2	—	—	—	
3323	Architectural & structural metals mfg . . . . .	4 535	34 178	151 951	174	57	26	31	35	14	9	2	—	—	
33231	Plate work & fabricated structural prod mfg . . . . .	1 447	11 380	55 089	45	14	6	9	7	2	1	—	—	—	
332312	Fabricated structural metal mfg . . . . .	1 288	10 193	50 245	36	12	4	5	6	2	1	—	—	—	
33232	Ornamental & architectural metal prod mfg . . . . .	3 088	22 798	96 862	129	43	20	25	26	7	7	1	—	—	
332322	Sheet metal work mfg . . . . .	1 255	9 893	40 666	60	17	7	15	15	4	2	—	—	—	
3324	Boiler, tank & shipping container mfg . . . . .	338	3 839	14 323	13	3	1	2	5	1	1	—	—	—	
33243	Light gauge metal container mfg . . . . .	(C)	(D)	(D)	5	—	—	2	1	1	—	—	—	—	
3325	Hardware mfg . . . . .	105	945	2 648	10	4	3	—	3	—	—	—	—	—	
33251	Hardware mfg . . . . .	105	945	2 648	10	4	3	—	3	—	—	—	—	—	
332510	Hardware mfg . . . . .	105	945	2 648	10	4	3	—	3	—	—	—	—	—	
3326	Spring & wire product mfg . . . . .	(E)	(D)	(D)	15	3	5	2	3	—	2	—	—	—	
33261	Spring & wire product mfg . . . . .	(E)	(D)	(D)	15	3	5	2	3	—	2	—	—	—	
3327	Mach shops, turn prod, screw, nut, bolt mfg . . . . .	3 503	30 735	126 955	242	101	57	32	35	14	2	1	—	—	
33271	Machine shops . . . . .	2 785	25 031	103 452	218	92	54	29	30	11	2	—	—	—	
332710	Machine shops . . . . .	2 785	25 031	103 452	218	92	54	29	30	11	2	—	—	—	
33272	Turned product & screw, nut & bolt mfg . . . . .	718	5 704	23 503	24	9	3	3	5	3	—	1	—	—	
332721	Precision turned product mfg . . . . .	602	4 959	20 558	19	7	3	3	3	2	—	1	—	—	
332722	Bolt, nut, screw, rivet & washer mfg . . . . .	116	745	2 945	5	2	—	—	2	1	—	—	—	—	
3328	Coating, engrave, heat treating & oth activity . . . . .	1 535	9 242	36 877	81	19	17	23	15	5	2	—	—	—	
33281	Coating, engrave, heat treating & oth activity . . . . .	1 535	9 242	36 877	81	19	17	23	15	5	2	—	—	—	
332811	Metal heat treating . . . . .	213	1 689	7 621	8	—	1	4	2	1	—	—	—	—	
332812	Metal coating, engraving & allied services . . . . .	819	4 519	17 679	37	8	9	8	8	2	2	—	—	—	
332813	Electroplating, polish, anodize, coloring . . . . .	503	3 034	11 577	36	11	7	11	5	2	—	—	—	—	
3329	Other fabricated metal product mfg . . . . .	2 650	37 094	142 289	59	21	11	7	9	8	1	1	—	1	
33291	Metal valve mfg . . . . .	(G)	(D)	(D)	16	4	3	2	2	3	1	—	—	1	
33299	All other fabricated metal product mfg . . . . .	(F)	(D)	(D)	43	17	8	5	7	5	—	1	—	—	
332999	All other misc fabricated metal product mfg . . . . .	503	4 119	18 985	25	11	2	3	5	4	—	—	—	—	
333	Machinery mfg . . . . .	6 076	60 824	238 273	220	79	44	45	29	10	9	3	1	—	
3331	Ag, construction & mining machinery mfg . . . . .	1 317	10 979	36 825	17	6	2	2	4	1	1	—	1	—	
33311	Agricultural implement mfg . . . . .	(G)	(D)	(D)	7	3	—	1	2	—	—	—	1	—	
33312	Construction machinery mfg . . . . .	264	3 154	10 498	5	1	1	—	1	1	1	—	—	—	
333120	Construction machinery mfg . . . . .	264	3 154	10 498	5	1	1	—	1	1	1	—	—	—	
3332	Industrial machinery mfg . . . . .	(G)	(D)	(D)	46	15	10	8	6	1	4	2	—	—	
33321	Sawmill & woodworking machinery mfg . . . . .	(C)	(D)	(D)	4	1	—	—	3	—	—	—	—	—	
33329	Other industrial machinery mfg . . . . .	1 667	20 295	82 793	38	11	9	8	3	1	4	2	—	—	
333298	All other industrial machinery mfg . . . . .	556	4 673	16 378	12	—	5	5	—	1	—	1	—	—	
3333	Commercial & service industry machinery mfg . . . . .	(E)	(D)	(D)	38	15	10	7	3	3	—	—	—	—	
33331	Commercial & service industry machinery mfg . . . . .	(E)	(D)	(D)	38	15	10	7	3	3	—	—	—	—	
333319	Oth commercial, service industry machinery mfg . . . . .	294	3 027	12 492	20	11	3	1	2	3	—	—	—	—	
3334	HVAC & commercial refrigeration equipment mfg . . . . .	1 075	8 843	34 835	18	5	2	4	2	1	3	1	—	—	
33341	HVAC & commercial refrigeration equipment mfg . . . . .	1 075	8 843	34 835	18	5	2	4	2	1	3	1	—	—	

See footnotes at end of table.

**Table 6. Counties—Employees, Payroll, and Establishments by Industry: 2002—Con.**

[Excludes most government employees, railroad employees, and self-employed persons. Size class 1 to 4 includes establishments with payroll, but no employees, during mid-March pay period. (D) denotes figures withheld to avoid disclosing data for individual companies; the data are included in broader industry totals. Detailed industries with 100 or more employees are shown if industry was not a (D). For explanation of terms, abbreviations, and data reliability/comparability, see introductory text]

NAICS code	Industry	Number of employees for week including March 12	Payroll (\$1,000)		Total number of establishments	Number of establishments by employment-size class								
			First quarter	Annual		1 to 4	5 to 9	10 to 19	20 to 49	50 to 99	100 to 249	250 to 499	500 to 999	1,000 or more
<b>MARICOPA—Con.</b>														
<b>31-33 Manufacturing—Con.</b>														
333	Machinery mfg—Con.													
3335	Metalworking machinery mfg . . . . .	1 106	11 188	48 167	70	25	15	15	11	3	1	—	—	
33351	Metalworking machinery mfg . . . . .	1 106	11 188	48 167	70	25	15	15	11	3	1	—	—	
333511	Industrial mold mfg . . . . .	258	2 911	12 211	16	6	2	4	3	1	—	—	—	
333514	Special die, tool, die set, jig & fixture mfg . . . . .	432	4 434	16 481	31	9	8	7	5	2	—	—	—	
3339	Other general purpose machinery mfg . . . . .	(E)	(D)	(D)	25	12	4	6	2	1	—	—	—	
334	Computer & electronic product mfg . . . . .	27 759	390 222	1 525 650	250	71	31	38	31	29	27	8	8	
3341	Computer & peripheral equipment mfg . . . . .	1 053	10 147	40 177	28	9	4	4	3	5	3	—	—	
33411	Computer & peripheral equipment mfg . . . . .	1 053	10 147	40 177	28	9	4	4	3	5	3	—	—	
3342	Communications equipment mfg . . . . .	1 539	19 040	75 568	27	6	3	5	3	4	5	1	—	
33421	Telephone apparatus mfg . . . . .	(E)	(D)	(D)	6	2	—	1	1	—	2	—	—	
33422	Radio, TV broadcast & wireless comm equip mfg . . . . .	1 075	12 486	50 890	15	2	3	2	1	3	3	1	—	
334220	Radio, TV broadcast & wireless comm equip mfg . . . . .	1 075	12 486	50 890	15	2	3	2	1	3	3	1	—	
33429	Other communications equipment mfg . . . . .	(C)	(D)	(D)	6	2	—	2	1	1	—	—	—	
3343	Audio & video equipment mfg . . . . .	260	2 105	8 208	11	5	4	—	—	—	2	—	—	
33431	Audio & video equipment mfg . . . . .	260	2 105	8 208	11	5	4	—	—	—	2	—	—	
334310	Audio & video equipment mfg . . . . .	260	2 105	8 208	11	5	4	—	—	—	2	—	—	
3344	Semiconductor & oth electronic component mfg . . . . .	18 143	257 469	1 013 432	109	21	13	17	20	12	10	4	7	
33441	Semiconductor & oth electronic component mfg . . . . .	18 143	257 469	1 013 432	109	21	13	17	20	12	10	4	7	
334412	Bare printed circuit board mfg . . . . .	1 431	14 119	52 865	17	—	4	2	3	6	1	—	1	
334413	Semiconductor & related device mfg . . . . .	11 943	189 432	753 504	42	9	2	6	7	1	7	3	3	
334416	Electronic coil, transformer, oth inductor mfg . . . . .	137	676	2 585	6	3	—	—	2	1	—	—	—	
334419	Other electronic component mfg . . . . .	380	5 351	22 391	21	4	6	7	3	—	1	—	—	
3345	Nav, measuring, medical, control instruments mfg . . . . .	6 557	99 566	380 863	62	25	6	7	4	7	7	3	1	
33451	Nav, measuring, medical, control instruments mfg . . . . .	6 557	99 566	380 863	62	25	6	7	4	7	7	3	1	
334519	Other measuring & controlling device mfg . . . . .	244	4 600	13 513	5	—	1	—	1	3	—	—	—	
3346	Mfg & reproducing magnetic & optical media . . . . .	207	1 895	7 402	13	5	1	5	1	1	—	—	—	
33461	Mfg & reproducing magnetic & optical media . . . . .	207	1 895	7 402	13	5	1	5	1	1	—	—	—	
335	Electrical equip, appliance & component mfg . . . . .	(H)	(D)	(D)	61	18	13	12	9	5	2	1	1	
3351	Electric lighting equipment mfg . . . . .	(F)	(D)	(D)	12	2	3	3	1	2	1	—	—	
33512	Lighting fixture mfg . . . . .	(F)	(D)	(D)	12	2	3	3	1	2	1	—	—	
335129	Other lighting equipment mfg . . . . .	313	3 725	14 721	5	1	1	1	1	—	1	—	—	
3352	Household appliance mfg . . . . .	(E)	(D)	(D)	4	1	1	—	—	1	—	1	—	
33522	Major appliance mfg . . . . .	(E)	(D)	(D)	3	1	—	—	—	1	—	1	—	
3353	Electrical equipment mfg . . . . .	243	2 482	7 584	20	10	4	2	3	1	—	—	—	
33531	Electrical equipment mfg . . . . .	243	2 482	7 584	20	10	4	2	3	1	—	—	—	
335313	Switchgear & switchboard apparatus mfg . . . . .	100	1 047	4 171	9	4	1	2	2	—	—	—	—	
3359	Other electrical equipment & component mfg . . . . .	(G)	(D)	(D)	25	5	5	7	5	1	1	—	1	
33592	Communication & energy wire & cable mfg . . . . .	(G)	(D)	(D)	7	—	1	3	2	—	—	—	1	
33599	All oth electrical equipment & component mfg . . . . .	(E)	(D)	(D)	13	4	3	1	3	1	1	—	—	
336	Transportation equipment mfg . . . . .	16 323	236 586	948 151	161	44	25	25	29	15	11	8	2	
3362	Motor vehicle body & trailer mfg . . . . .	(F)	(D)	(D)	23	4	4	5	8	—	2	—	—	
33621	Motor vehicle body & trailer mfg . . . . .	(F)	(D)	(D)	23	4	4	5	8	—	2	—	—	
3363	Motor vehicle parts mfg . . . . .	(H)	(D)	(D)	63	24	13	5	8	7	1	4	1	
33631	Motor vehicle gas engine & engine parts mfg . . . . .	(E)	(D)	(D)	19	8	7	—	2	1	1	—	—	
33633	Motor vehicle steering & suspension parts mfg . . . . .	(E)	(D)	(D)	2	1	—	—	—	—	—	1	—	
33635	MV transmission & power train parts mfg . . . . .	(C)	(D)	(D)	7	4	1	—	2	—	—	—	—	
33636	Motor vehicle seating & interior trim mfg . . . . .	(E)	(D)	(D)	2	—	—	—	1	—	—	1	—	
33637	Motor vehicle metal stamping . . . . .	212	2 459	10 189	3	—	—	—	—	3	—	—	—	
336370	Motor vehicle metal stamping . . . . .	212	2 459	10 189	3	—	—	—	—	3	—	—	—	
33639	Other motor vehicle parts mfg . . . . .	(G)	(D)	(D)	21	6	4	4	2	2	—	2	1	
3364	Aerospace product & parts mfg . . . . .	(J)	(D)	(D)	59	12	6	10	11	6	8	3	1	
33641	Aerospace product & parts mfg . . . . .	(J)	(D)	(D)	59	12	6	10	11	6	8	3	1	
3366	Ship & boat building . . . . .	(E)	(D)	(D)	3	—	1	1	—	—	—	1	—	
33661	Ship & boat building . . . . .	(E)	(D)	(D)	3	—	1	1	—	—	—	1	—	
3369	Other transportation equipment mfg . . . . .	(C)	(D)	(D)	9	3	—	3	2	1	—	—	—	
33699	Other transportation equipment mfg . . . . .	(C)	(D)	(D)	9	3	—	3	2	1	—	—	—	
337	Furniture & related product mfg . . . . .	7 134	44 187	185 585	266	97	55	45	37	17	12	2	1	
3371	HH & institutional furniture & kitchen cabinet mfg . . . . .	5 526	32 236	135 203	200	81	44	31	23	9	9	2	1	
33711	Wood kitchen cabinet & countertop mfg . . . . .	1 781	12 937	54 155	94	34	22	17	13	4	4	—	—	
337110	Wood kitchen cabinet & countertop mfg . . . . .	1 781	12 937	54 155	94	34	22	17	13	4	4	—	—	
33712	Household & institutional furniture mfg . . . . .	3 745	19 299	81 048	106	47	22	14	10	5	5	2	1	
337122	Nonupholstered wood household furniture mfg . . . . .	3 265	16 405	69 779	71	34	17	5	4	3	5	2	1	
3372	Office furniture (including fixtures) mfg . . . . .	1 039	7 361	31 234	49	12	8	11	13	3	2	—	—	
33721	Office furniture (including fixtures) mfg . . . . .	1 039	7 361	31 234	49	12	8	11	13	3	2	—	—	
337212	Custom architectural woodwork & millwork mfg . . . . .	366	2 942	10 928	19	4	3	7	4	—	1	—	—	
3379	Other furniture related product mfg . . . . .	569	4 590	19 148	17	4	3	3	1	5	1	—	—	
33791	Mattress mfg . . . . .	444	3 963	16 632	11	3	1	2	—	4	1	—	—	
337910	Mattress mfg . . . . .	444	3 963	16 632	11	3	1	2	—	4	1	—	—	
33792	Blind & shade mfg . . . . .	125	627	2 516	6	1	2	1	1	1	—	—	—	
337920	Blind & shade mfg . . . . .	125	627	2 516	6	1	2	1	1	1	—	—	—	

See footnotes at end of table.

**Table 6. Counties—Employees, Payroll, and Establishments by Industry: 2002—Con.**

[Excludes most government employees, railroad employees, and self-employed persons. Size class 1 to 4 includes establishments with payroll, but no employees, during mid-March pay period. (D) denotes figures withheld to avoid disclosing data for individual companies; the data are included in broader industry totals. Detailed industries with 100 or more employees are shown if industry was not a (D). For explanation of terms, abbreviations, and data reliability/comparability, see introductory text]

NAICS code	Industry	Number of employees for week including March 12	Payroll (\$1,000)		Total number of establishments	Number of establishments by employment-size class								
			First quarter	Annual		1 to 4	5 to 9	10 to 19	20 to 49	50 to 99	100 to 249	250 to 499	500 to 999	1,000 or more
<b>MARICOPA—Con.</b>														
<b>31-33 Manufacturing—Con.</b>														
339	Miscellaneous mfg . . . . .	5 006	47 518	197 179	334	184	56	52	22	13	4	2	1	—
3391	Medical equipment & supplies mfg . . . . .	1 164	13 241	56 275	139	85	25	20	6	2	—	1	—	—
33911	Medical equipment & supplies mfg . . . . .	1 164	13 241	56 275	139	85	25	20	6	2	—	1	—	—
339113	Surgical appliance & supplies mfg . . . . .	104	813	3 473	18	10	4	3	1	—	—	—	—	—
339116	Dental laboratories . . . . .	599	4 710	18 036	103	65	19	13	5	1	—	—	—	—
3399	Other miscellaneous mfg . . . . .	3 842	34 277	140 904	195	99	31	32	16	11	4	1	1	—
33991	Jewelry & silverware mfg . . . . .	(C)	(D)	(D)	25	18	3	3	1	—	—	—	—	—
33992	Sporting & athletic goods mfg . . . . .	1 252	13 179	53 037	27	18	5	2	—	—	—	1	1	—
339920	Sporting & athletic goods mfg . . . . .	1 252	13 179	53 037	27	18	5	2	—	—	—	1	1	—
33994	Office supplies (exc paper) mfg . . . . .	221	1 241	5 029	12	5	2	3	—	2	—	—	—	—
33995	Sign mfg . . . . .	1 320	12 239	48 628	79	33	13	20	5	6	2	—	—	—
339950	Sign mfg . . . . .	1 320	12 239	48 628	79	33	13	20	5	6	2	—	—	—
33999	All other misc mfg . . . . .	861	6 448	29 120	39	18	5	2	9	3	2	—	—	—
339999	All other miscellaneous mfg . . . . .	745	5 726	26 175	32	16	3	—	9	2	—	—	—	—
<b>42</b>	<b>Wholesale trade . . . . .</b>	<b>65 537</b>	<b>742 315</b>	<b>2 998 432</b>	<b>4 766</b>	<b>2 562</b>	<b>882</b>	<b>626</b>	<b>466</b>	<b>131</b>	<b>69</b>	<b>22</b>	<b>7</b>	<b>1</b>
421	Wholesale trade, durable goods . . . . .	42 346	507 238	2 073 454	3 379	1 827	653	441	316	85	43	10	3	1
4211	Motor vehicle, motor vehicle pt & supply whsle . . . . .	4 596	35 758	150 610	368	192	78	48	37	7	4	2	—	—
42111	Automobile & other motor vehicle whsle . . . . .	2 406	19 732	80 427	130	79	20	11	9	6	3	2	—	—
421110	Automobile & other motor vehicle whsle . . . . .	2 406	19 732	80 427	130	79	20	11	9	6	3	2	—	—
42112	Motor vehicle supplies & new parts whsle . . . . .	1 533	11 043	49 273	166	76	44	26	18	1	1	—	—	—
421120	Motor vehicle supplies & new parts whsle . . . . .	1 533	11 043	49 273	166	76	44	26	18	1	1	—	—	—
42113	Tire & tube whsle . . . . .	363	3 078	13 094	30	11	7	5	7	—	—	—	—	—
421130	Tire & tube whsle . . . . .	363	3 078	13 094	30	11	7	5	7	—	—	—	—	—
42114	Motor vehicle parts (used) whsle . . . . .	294	1 905	7 816	42	26	7	6	3	—	—	—	—	—
421140	Motor vehicle parts (used) whsle . . . . .	294	1 905	7 816	42	26	7	6	3	—	—	—	—	—
4212	Furniture & home furnishing whsle . . . . .	2 024	19 675	83 786	199	121	36	18	15	6	3	—	—	—
42121	Furniture whsle . . . . .	1 041	10 473	41 465	96	60	18	6	4	2	—	—	—	—
421210	Furniture whsle . . . . .	1 041	10 473	41 465	96	60	18	6	4	2	—	—	—	—
42122	Home furnishing whsle . . . . .	983	9 202	42 321	103	61	18	12	9	2	1	—	—	—
421220	Home furnishing whsle . . . . .	983	9 202	42 321	103	61	18	12	9	2	1	—	—	—
4213	Lumber & other construction materials whsle . . . . .	3 133	29 249	119 825	222	105	38	31	31	15	2	—	—	—
42131	Lumber, plywood, millwork & wood panel whsle . . . . .	1 564	14 715	58 112	96	50	14	5	18	7	2	—	—	—
421310	Lumber, plywood, millwork & wood panel whsle . . . . .	1 564	14 715	58 112	96	50	14	5	18	7	2	—	—	—
42132	Brick & related construction material whsle . . . . .	(E)	(D)	(D)	59	25	14	15	4	1	—	—	—	—
42133	Roofing, siding & insulation material whsle . . . . .	(E)	(D)	(D)	17	6	4	2	3	2	—	—	—	—
42139	Other construction material whsle . . . . .	726	7 025	28 631	50	24	6	9	6	5	5	—	—	—
421390	Other construction material whsle . . . . .	726	7 025	28 631	50	24	6	9	6	5	5	—	—	—
4214	Professional & commercial equip & supp whsle . . . . .	8 763	112 286	478 080	534	302	91	64	47	13	12	4	—	1
42141	Photographic equipment & supplies whsle . . . . .	156	1 648	6 353	8	6	—	—	1	—	1	—	—	—
421410	Photographic equipment & supplies whsle . . . . .	156	1 648	6 353	8	6	—	—	1	—	1	—	—	—
42142	Office equipment whsle . . . . .	1 888	18 391	73 017	71	37	9	11	5	4	2	3	—	—
421420	Office equipment whsle . . . . .	1 888	18 391	73 017	71	37	9	11	5	4	2	3	—	—
42143	Computer & peripheral equip & software whsle . . . . .	3 960	64 111	280 624	199	108	43	21	16	4	6	—	—	1
421430	Computer & peripheral equip & software whsle . . . . .	3 960	64 111	280 624	199	108	43	21	16	4	6	—	—	1
42144	Other commercial equipment whsle . . . . .	552	4 448	18 203	63	37	11	8	5	2	—	—	—	—
421440	Other commercial equipment whsle . . . . .	552	4 448	18 203	63	37	11	8	5	2	—	—	—	—
42145	Medical, dental, hospital equip & supp whsle . . . . .	1 348	15 241	64 773	141	90	19	16	11	3	2	—	—	—
421450	Medical, dental, hospital equip & supp whsle . . . . .	1 348	15 241	64 773	141	90	19	16	11	3	2	—	—	—
42146	Ophthalmic goods whsle . . . . .	627	5 484	21 653	23	8	5	2	6	—	1	1	—	—
421460	Ophthalmic goods whsle . . . . .	627	5 484	21 653	23	8	5	2	6	—	1	1	—	—
42149	Oth professional equipment & supplies whsle . . . . .	232	2 963	13 457	29	16	4	6	3	—	—	—	—	—
421490	Oth professional equipment & supplies whsle . . . . .	232	2 963	13 457	29	16	4	6	3	—	—	—	—	—
4215	Metal & mineral (except petroleum) whsle . . . . .	1 067	9 965	42 648	112	60	14	17	19	2	—	—	—	—
42151	Metal service centers & offices whsle . . . . .	(G)	(D)	(D)	107	57	13	17	18	2	—	—	—	—
4216	Electrical goods whsle . . . . .	10 164	160 353	617 368	633	347	116	80	53	16	16	3	2	—
42161	Elec equip, wiring supp, const material whsle . . . . .	2 437	28 499	111 171	190	88	44	28	21	5	4	—	—	—
421610	Elec equip, wiring supp, const material whsle . . . . .	2 437	28 499	111 171	190	88	44	28	21	5	4	—	—	—
42162	Electric appliance, TV, radio set whsle . . . . .	868	8 573	36 961	61	31	11	7	8	3	1	—	—	—
421620	Electric appliance, TV, radio set whsle . . . . .	868	8 573	36 961	61	31	11	7	8	3	1	—	—	—
42169	Other electronic parts & equipment whsle . . . . .	6 859	123 281	469 236	382	228	61	45	24	8	11	3	2	—
421690	Other electronic parts & equipment whsle . . . . .	6 859	123 281	469 236	382	228	61	45	24	8	11	3	2	—
4217	Hardware, plumb & heating equip & sup whsle . . . . .	2 479	24 438	104 623	261	126	57	45	27	4	2	—	—	—
42171	Hardware whsle . . . . .	902	8 062	34 448	95	44	21	15	13	2	—	—	—	—
421710	Hardware whsle . . . . .	902	8 062	34 448	95	44	21	15	13	2	—	—	—	—
42172	Plumbing & heating equipment & supplies whsle . . . . .	501	5 074	22 196	68	39	13	8	8	—	—	—	—	—
421720	Plumbing & heating equipment & supplies whsle . . . . .	501	5 074	22 196	68	39	13	8	8	—	—	—	—	—
42173	Warm air heating & AC equip & supplies whsle . . . . .	882	9 688	40 795	64	21	16	18	5	2	2	—	—	—
421730	Warm air heating & AC equip & supplies whsle . . . . .	882	9 688	40 795	64	21	16	18	5	2	2	—	—	—
42174	Refrigeration equipment & supplies whsle . . . . .	194	1 614	7 184	34	22	7	4	1	—	—	—	—	—
421740	Refrigeration equipment & supplies whsle . . . . .	194	1 614	7 184	34	22	7	4	1	—	—	—	—	—
4218	Machinery, equipment & supplies whsle . . . . .	7 290	92 074	377 483	663	341	144	97	61	14	4	1	1	—
42181	Const & mining (exc petroleum) equip whsle . . . . .	1 202	14 484	61 243	56	26	10	7	8	4	—	—	1	—
421810	Const & mining (exc petroleum) equip whsle . . . . .	1 202	14 484	61 243	56	26	10	7	8	4	—	—	1	—
42182	Farm & garden machinery & equipment whsle . . . . .	417	4 263	18 297	47	25	9	7	5	1	—	—	—	—
421820	Farm & garden machinery & equipment whsle . . . . .	417	4 263	18 297	47	25	9	7	5	1	—	—	—	—
42183	Industrial machinery & equipment whsle . . . . .	3 187	42 052	174 584	286	141	68	48	22	3	3	1	—	—
421830	Industrial machinery & equipment whsle . . . . .	3 187	42 052	174 584	286	141	68	48	22	3	3	1	—	—

See footnotes at end of table.



**Table 6. Counties—Employees, Payroll, and Establishments by Industry: 2002—Con.**

[Excludes most government employees, railroad employees, and self-employed persons. Size class 1 to 4 includes establishments with payroll, but no employees, during mid-March pay period. (D) denotes figures withheld to avoid disclosing data for individual companies; the data are included in broader industry totals. Detailed industries with 100 or more employees are shown if industry was not a (D). For explanation of terms, abbreviations, and data reliability/comparability, see introductory text]

NAICS code	Industry	Number of employees for week including March 12	Payroll (\$1,000)		Total number of establishments	Number of establishments by employment-size class									
			First quarter	Annual		1 to 4	5 to 9	10 to 19	20 to 49	50 to 99	100 to 249	250 to 499	500 to 999	1,000 or more	
<b>MARICOPA—Con.</b>															
<b>42 Wholesale trade—Con.</b>															
Wholesale trade, durable goods—Con.															
4218	Machinery, equipment & supplies whsle—Con.														
42184	Industrial supplies whsle	1 049	10 399	44 416	130	69	28	17	14	2	—	—	—	—	
421840	Industrial supplies whsle	1 049	10 399	44 416	130	69	28	17	14	2	—	—	—	—	
42185	Service establishment equip & supplies whsle	837	9 242	37 326	90	47	20	11	9	3	—	—	—	—	
421850	Service establishment equip & supplies whsle	837	9 242	37 326	90	47	20	11	9	3	—	—	—	—	
42186	Transportation equip, supplies (exc MV) whsle	598	11 634	41 617	54	33	9	7	3	1	1	—	—	—	
421860	Transportation equip, supplies (exc MV) whsle	598	11 634	41 617	54	33	9	7	3	1	1	—	—	—	
4219	Miscellaneous durable goods whsle	2 830	23 440	99 031	387	233	79	41	26	8	—	—	—	—	
42191	Sporting & recreational goods & supply whsle	551	4 410	17 908	78	45	14	12	6	1	—	—	—	—	
421910	Sporting & recreational goods & supply whsle	551	4 410	17 908	78	45	14	12	6	1	—	—	—	—	
42192	Toy & hobby goods & supplies whsle	213	3 532	15 053	24	14	4	4	1	1	—	—	—	—	
421920	Toy & hobby goods & supplies whsle	213	3 532	15 053	24	14	4	4	1	1	—	—	—	—	
42193	Recyclable material whsle	791	5 746	23 160	57	24	12	8	9	4	—	—	—	—	
421930	Recyclable material whsle	791	5 746	23 160	57	24	12	8	9	4	—	—	—	—	
42194	Jewelry, watch, precious stone & metal whsle	489	3 805	17 237	79	46	24	4	4	1	—	—	—	—	
421940	Jewelry, watch, precious stone & metal whsle	489	3 805	17 237	79	46	24	4	4	1	—	—	—	—	
42199	Other miscellaneous durable goods whsle	786	5 947	25 673	149	104	25	13	6	1	—	—	—	—	
421990	Other miscellaneous durable goods whsle	786	5 947	25 673	149	104	25	13	6	1	—	—	—	—	
422	Wholesale trade, nondurable goods	23 191	235 077	924 978	1 387	735	229	185	150	46	26	12	4	—	
4221	Paper & paper product whsle	1 834	18 299	71 032	134	71	24	13	21	1	3	1	—	—	
42211	Printing & writing paper whsle	237	3 196	12 589	18	9	5	1	2	—	1	—	—	—	
422110	Printing & writing paper whsle	237	3 196	12 589	18	9	5	1	2	—	1	—	—	—	
42212	Stationery & office supplies whsle	925	8 741	33 720	67	36	11	8	10	—	1	1	—	—	
422120	Stationery & office supplies whsle	925	8 741	33 720	67	36	11	8	10	—	1	1	—	—	
42213	Industrial & personal service paper whsle	672	6 362	24 723	49	26	8	4	9	1	1	—	—	—	
422130	Industrial & personal service paper whsle	672	6 362	24 723	49	26	8	4	9	1	1	—	—	—	
4222	Drugs & druggists' sundries whsle	2 597	35 327	138 208	112	47	19	17	15	9	3	2	—	—	
42221	Drugs & druggists' sundries whsle	2 597	35 327	138 208	112	47	19	17	15	9	3	2	—	—	
422210	Drugs & druggists' sundries whsle	2 597	35 327	138 208	112	47	19	17	15	9	3	2	—	—	
4223	Apparel, piece goods & notions whsle	1 083	7 127	32 725	115	70	23	13	5	2	2	—	—	—	
42231	Piece goods, notions & other dry goods whsle	221	1 841	6 907	36	21	10	4	—	1	—	—	—	—	
422310	Piece goods, notions & other dry goods whsle	221	1 841	6 907	36	21	10	4	—	1	—	—	—	—	
42232	Men's & boys' clothing & furnishings whsle	444	3 183	14 881	35	20	6	6	2	—	1	—	—	—	
422320	Men's & boys' clothing & furnishings whsle	444	3 183	14 881	35	20	6	6	2	—	1	—	—	—	
42233	Women's, children's, infants' clothing whsle	395	1 913	10 222	35	21	6	3	3	1	1	—	—	—	
422330	Women's, children's, infants' clothing whsle	395	1 913	10 222	35	21	6	3	3	1	1	—	—	—	
4224	Grocery & related product whsle	9 484	86 744	354 177	391	192	57	56	46	24	9	3	4	—	
42241	General line grocery whsle	3 386	34 483	131 508	59	25	7	13	6	2	2	2	2	—	
422410	General line grocery whsle	3 386	34 483	131 508	59	25	7	13	6	2	2	2	2	—	
42242	Packaged frozen food whsle	1 150	11 364	48 471	33	11	8	5	3	3	2	—	1	—	
422420	Packaged frozen food whsle	1 150	11 364	48 471	33	11	8	5	3	3	2	—	1	—	
42243	Dairy product (exc dried or canned) whsle	436	4 001	16 638	25	16	2	2	3	—	2	—	—	—	
422430	Dairy product (exc dried or canned) whsle	436	4 001	16 638	25	16	2	2	3	—	2	—	—	—	
42245	Confectionery whsle	172	1 510	5 933	22	16	1	1	3	1	—	—	—	—	
422450	Confectionery whsle	172	1 510	5 933	22	16	1	1	3	1	—	—	—	—	
42246	Fish & seafood whsle (C)														
42247	Meat & meat product whsle (D)														
422470	Meat & meat product whsle (D)	498	4 245	18 105	32	9	11	3	5	4	—	—	—	—	
42248	Fresh fruit & vegetable whsle	915	6 809	29 444	56	28	7	9	6	4	2	—	—	—	
422480	Fresh fruit & vegetable whsle	915	6 809	29 444	56	28	7	9	6	4	2	—	—	—	
42249	Other grocery & related products whsle	2 701	22 332	95 724	147	77	18	23	17	9	1	1	—	—	
422490	Other grocery & related products whsle	2 701	22 332	95 724	147	77	18	23	17	9	1	1	—	—	
4225	Farm product raw material whsle	110	1 376	4 229	21	12	5	3	1	—	—	—	—	—	
4226	Chemical & allied products whsle	1 425	16 833	65 357	182	89	47	26	19	1	—	—	—	—	
42261	Plastics materials & basic forms, shapes whsle	322	3 517	13 785	37	14	12	7	4	—	—	—	—	—	
422610	Plastics materials & basic forms, shapes whsle	322	3 517	13 785	37	14	12	7	4	—	—	—	—	—	
42269	Other chemical & allied products whsle	1 103	13 316	51 572	145	75	35	19	15	1	—	—	—	—	
422690	Other chemical & allied products whsle	1 103	13 316	51 572	145	75	35	19	15	1	—	—	—	—	
4227	Petroleum & petroleum products whsle	1 064	21 126	64 042	49	16	9	7	11	3	3	—	—	—	
42271	Petroleum bulk stations & terminals	964	19 147	58 632	36	8	6	6	11	2	3	—	—	—	
422710	Petroleum bulk stations & terminals	964	19 147	58 632	36	8	6	6	11	2	3	—	—	—	
42272	Petroleum prod whsle (exc bulk sta, terminals)	100	1 979	5 410	13	8	3	1	—	1	—	—	—	—	
422720	Petroleum prod whsle (exc bulk sta, terminals)	100	1 979	5 410	13	8	3	1	—	1	—	—	—	—	
4228	Beer, wine, distilled alcoholic beverage whsle	1 984	22 743	86 162	27	12	—	6	1	1	3	4	—	—	
42281	Beer & ale whsle	1 212	14 437	53 159	9	2	—	2	—	1	2	2	—	—	
422810	Beer & ale whsle	1 212	14 437	53 159	9	2	—	2	—	1	2	2	—	—	
42282	Wine & distilled alcoholic beverage whsle	772	8 306	33 003	18	10	—	4	1	—	1	2	—	—	
422820	Wine & distilled alcoholic beverage whsle	772	8 306	33 003	18	10	—	4	1	—	1	2	—	—	
4229	Miscellaneous nondurable goods whsle	3 610	25 502	109 046	356	226	45	44	31	5	3	2	—	—	
42291	Farm supplies whsle	235	1 854	8 564	33	21	3	5	4	—	—	—	—	—	
422910	Farm supplies whsle	235	1 854	8 564	33	21	3	5	4	—	—	—	—	—	
42292	Book, periodical & newspaper whsle	680	4 469	18 576	44	30	4	5	3	—	1	1	—	—	
422920	Book, periodical & newspaper whsle	680	4 469	18 576	44	30	4	5	3	—	1	1	—	—	
42293	Flower, nursery stock, florists' supplies whsle	781	4 261	18 487	56	25	8	11	9	2	1	—	—	—	
422930	Flower, nursery stock, florists' supplies whsle	781	4 261	18 487	56	25	8	11	9	2	1	—	—	—	

See footnotes at end of table.

**Table 6. Counties—Employees, Payroll, and Establishments by Industry: 2002—Con.**

[Excludes most government employees, railroad employees, and self-employed persons. Size class 1 to 4 includes establishments with payroll, but no employees, during mid-March pay period. (D) denotes figures withheld to avoid disclosing data for individual companies; the data are included in broader industry totals. Detailed industries with 100 or more employees are shown if industry was not a (D). For explanation of terms, abbreviations, and data reliability/comparability, see introductory text]

NAICS code	Industry	Number of employees for week including March 12	Payroll (\$1,000)		Total number of establishments	Number of establishments by employment-size class								
			First quarter	Annual		1 to 4	5 to 9	10 to 19	20 to 49	50 to 99	100 to 249	250 to 499	500 to 999	1,000 or more
<b>MARICOPA—Con.</b>														
<b>42</b>	<b>Wholesale trade—Con.</b>													
422	Wholesale trade, nondurable goods—Con.													
4229	Miscellaneous nondurable goods whse—Con.													
42294	Tobacco & tobacco product whse . . . . .	557	5 570	22 226	9	5	—	—	3	—	—	1	—	—
422940	Tobacco & tobacco product whse . . . . .	557	5 570	22 226	9	5	—	—	3	—	—	1	—	—
42295	Paint, varnish & supplies whse . . . . .	256	1 995	8 373	30	12	5	11	2	—	—	—	—	—
422950	Paint, varnish & supplies whse . . . . .	256	1 995	8 373	30	12	5	11	2	—	—	—	—	—
42299	Other miscellaneous nondurable goods whse . . . . .	1 101	7 353	32 820	184	133	25	12	10	3	1	—	—	—
422990	Other miscellaneous nondurable goods whse . . . . .	1 101	7 353	32 820	184	133	25	12	10	3	1	—	—	—
<b>44-45</b>	<b>Retail trade . . . . .</b>	<b>179 339</b>	<b>1 083 903</b>	<b>4 534 933</b>	<b>10 143</b>	<b>4 231</b>	<b>2 608</b>	<b>1 601</b>	<b>977</b>	<b>315</b>	<b>340</b>	<b>56</b>	<b>13</b>	<b>2</b>
441	Motor vehicle & parts dealers . . . . .	27 890	261 860	1 092 825	1 086	387	256	204	114	54	54	14	2	1
4411	Automobile dealers . . . . .	19 537	204 337	846 267	361	149	41	33	28	43	51	14	1	1
44111	New car dealers . . . . .	17 800	189 646	786 341	173	30	13	13	14	38	50	13	1	1
441110	New car dealers . . . . .	17 800	189 646	786 341	173	30	13	13	14	38	50	13	1	1
44112	Used car dealers . . . . .	1 737	14 691	59 926	188	119	28	20	14	5	1	1	—	—
441120	Used car dealers . . . . .	1 737	14 691	59 926	188	119	28	20	14	5	1	1	—	—
4412	Other motor vehicle dealers . . . . .	2 202	17 658	73 500	173	92	33	26	16	4	1	—	1	—
44121	Recreational vehicle dealers . . . . .	655	5 789	21 951	42	16	6	12	6	1	1	—	—	—
441210	Recreational vehicle dealers . . . . .	655	5 789	21 951	42	16	6	12	6	1	1	—	—	—
44122	Motorcycle & boat & other MV dealers . . . . .	1 547	11 869	51 549	131	76	27	14	10	3	—	—	1	—
441221	Motorcycle dealers . . . . .	1 106	8 990	39 682	55	26	14	7	4	3	—	—	—	—
441222	Boat dealers . . . . .	193	1 310	5 081	29	14	8	6	1	—	—	—	—	—
441229	All other motor vehicle dealers . . . . .	248	1 569	6 786	47	36	5	1	5	—	—	—	—	—
4413	Automotive parts, accessories & tire stores . . . . .	6 151	39 865	173 058	552	146	182	145	70	7	2	—	—	—
44131	Automotive parts, accessories & tire stores . . . . .	4 145	26 376	109 585	374	113	120	86	47	6	2	—	—	—
441310	Automotive parts, accessories & tire stores . . . . .	4 145	26 376	109 585	374	113	120	86	47	6	2	—	—	—
44132	Tire dealers . . . . .	2 006	13 489	63 473	178	33	62	59	23	1	—	—	—	—
441320	Tire dealers . . . . .	2 006	13 489	63 473	178	33	62	59	23	1	—	—	—	—
442	Furniture & home furnishing stores . . . . .	6 657	46 044	189 012	807	433	169	132	60	9	4	—	—	—
4421	Furniture stores . . . . .	2 846	22 474	93 509	374	211	79	54	23	5	2	—	—	—
44211	Furniture stores . . . . .	2 846	22 474	93 509	374	211	79	54	23	5	2	—	—	—
442110	Furniture stores . . . . .	2 846	22 474	93 509	374	211	79	54	23	5	2	—	—	—
4422	Home furnishings stores . . . . .	3 811	23 570	95 503	433	222	90	78	37	4	2	—	—	—
44221	Floor covering stores . . . . .	1 445	13 745	56 428	160	93	26	27	11	1	2	—	—	—
442210	Floor covering stores . . . . .	1 445	13 745	56 428	160	93	26	27	11	1	2	—	—	—
44229	Other home furnishings stores . . . . .	2 366	9 825	39 075	273	129	64	51	26	3	—	—	—	—
442291	Window treatment stores . . . . .	186	1 687	4 541	49	37	9	2	1	—	—	—	—	—
442299	All other home furnishings stores . . . . .	2 180	8 138	34 534	224	92	55	49	25	3	—	—	—	—
443	Electronics & appliance stores . . . . .	8 176	53 359	230 849	483	260	135	35	31	11	8	2	—	1
4431	Electronics & appliance stores . . . . .	8 176	53 359	230 849	483	260	135	35	31	11	8	2	—	1
44311	Appliance, TV & all other electronics stores . . . . .	6 419	40 018	175 343	322	174	91	20	19	9	8	—	—	1
443111	Household appliance stores . . . . .	458	3 278	14 183	69	39	19	8	2	1	—	—	—	—
443112	Radio, television & other electronics stores . . . . .	5 961	36 740	161 160	253	135	72	12	17	8	8	—	—	1
44312	Computer & software stores . . . . .	1 526	12 202	50 261	132	73	32	13	10	2	—	2	—	—
443120	Computer & software stores . . . . .	1 526	12 202	50 261	132	73	32	13	10	2	—	2	—	—
44313	Camera & photographic supplies stores . . . . .	231	1 139	5 245	29	13	12	2	2	—	—	—	—	—
443130	Camera & photographic supplies stores . . . . .	231	1 139	5 245	29	13	12	2	2	—	—	—	—	—
444	Bldg material & garden equip & supp dealers . . . . .	15 786	113 292	461 851	707	250	167	133	97	17	38	3	2	—
4441	Building material & supplies dealers . . . . .	14 337	104 987	424 500	587	199	139	111	82	14	37	3	2	—
44411	Home centers (I) (D) . . . . .	(D)	(D)	(D)	52	7	5	3	1	1	34	1	—	—
44412	Paint & wallpaper stores (F) (D) . . . . .	(D)	(D)	(D)	69	18	37	10	4	—	—	—	—	—
44413	Hardware stores (G) (D) . . . . .	(D)	(D)	(D)	94	33	19	22	19	1	—	—	—	—
44419	Other building material dealers . . . . .	6 413	63 762	250 961	372	141	78	76	58	12	3	2	2	—
444190	Other building material dealers . . . . .	6 413	63 762	250 961	372	141	78	76	58	12	3	2	2	—
4442	Lawn & garden equip & supplies stores . . . . .	1 449	8 305	37 351	120	51	28	22	15	3	1	—	—	—
44421	Outdoor power equipment stores . . . . .	245	2 540	10 214	29	15	9	2	2	1	—	—	—	—
444210	Outdoor power equipment stores . . . . .	245	2 540	10 214	29	15	9	2	2	1	—	—	—	—
44422	Nursery & garden centers . . . . .	1 204	5 765	27 137	91	36	19	20	13	2	1	—	—	—
444220	Nursery & garden centers . . . . .	1 204	5 765	27 137	91	36	19	20	13	2	1	—	—	—
445	Food & beverage stores . . . . .	34 992	195 810	824 137	1 066	463	203	89	69	91	142	9	—	—
4451	Grocery stores . . . . .	32 987	188 927	795 673	729	259	120	54	58	88	141	9	—	—
44511	Grocery (except convenience) stores . . . . .	31 228	182 765	769 838	453	109	26	29	56	85	139	9	—	—
445110	Grocery (except convenience) stores . . . . .	31 228	182 765	769 838	453	109	26	29	56	85	139	9	—	—
44512	Convenience stores . . . . .	1 759	6 162	25 835	276	150	94	25	2	3	2	—	—	—
445120	Convenience stores . . . . .	1 759	6 162	25 835	276	150	94	25	2	3	2	—	—	—
4452	Specialty food stores . . . . .	1 488	5 662	23 343	234	133	59	29	10	3	—	—	—	—
44521	Meat markets . . . . .	273	1 193	4 982	47	28	12	6	—	1	—	—	—	—
445210	Meat markets . . . . .	273	1 193	4 982	47	28	12	6	—	1	—	—	—	—
44529	Other specialty food stores . . . . .	1 108	4 066	16 779	175	98	45	22	8	2	—	—	—	—
445291	Baked goods stores . . . . .	254	1 463	5 319	37	21	6	7	3	—	—	—	—	—
445292	Confectionery & nut stores . . . . .	211	886	3 531	36	17	15	3	1	—	—	—	—	—
445299	All other specialty food stores . . . . .	643	1 717	7 929	102	60	24	12	4	2	—	—	—	—
4453	Beer, wine & liquor stores . . . . .	517	1 221	5 121	103	71	24	6	1	—	1	—	—	—
44531	Beer, wine & liquor stores . . . . .	517	1 221	5 121	103	71	24	6	1	—	1	—	—	—
445310	Beer, wine & liquor stores . . . . .	517	1 221	5 121	103	71	24	6	1	—	1	—	—	—
446	Health & personal care stores . . . . .	11 102	68 189	294 021	812	330	206	77	164	31	1	3	—	—
4461	Health & personal care stores . . . . .	11 102	68 189	294 021	812	330	206	77	164	31	1	3	—	—
44611	Pharmacies & drug stores . . . . .	7 415	49 986	218 699	265	52	28	23	131	27	1	3	—	—
446110	Pharmacies & drug stores . . . . .	7 415	49 986	218 699	265	52	28	23	131	27	1	3	—	—
44612	Cosmetics, beauty supplies & perfume stores . . . . .	1 281	4 008	16 955	122	47	36	16	21	2	—	—	—	—
446120	Cosmetics, beauty supplies & perfume stores . . . . .	1 281	4 008	16 955	122	47	36	16	21	2	—	—	—	—
44613	Optical goods stores . . . . .	1 086	6 501	25 514	179	86	64	25	4	—	—	—	—	—
446130	Optical goods stores . . . . .	1 086	6 501	25 514										

**Table 6. Counties—Employees, Payroll, and Establishments by Industry: 2002—Con.**

[Excludes most government employees, railroad employees, and self-employed persons. Size class 1 to 4 includes establishments with payroll, but no employees, during mid-March pay period. (D) denotes figures withheld to avoid disclosing data for individual companies; the data are included in broader industry totals. Detailed industries with 100 or more employees are shown if industry was not a (D). For explanation of terms, abbreviations, and data reliability/comparability, see introductory text]

NAICS code	Industry	Number of employees for week including March 12	Payroll (\$1,000)		Total number of establishments	Number of establishments by employment-size class																				
			First quarter	Annual		1 to 4	5 to 9	10 to 19	20 to 49	50 to 99	100 to 249	250 to 499	500 to 999	1,000 or more												
<b>MARICOPA—Con.</b>																										
<b>44-45 Retail trade—Con.</b>																										
446	Health & personal care stores—Con.																									
4461	Health & personal care stores—Con.																									
44619	Other health & personal care stores . . . . .	1 320	7 694	32 853	246	145	78	13	8	2	—	—	—	—	—	—	—	—	—	—						
446191	Food (health) supplement stores . . . . .	730	3 455	14 852	161	90	62	8	1	—	—	—	—	—	—	—	—	—	—	—						
446199	All other health & personal care stores . . . . .	590	4 239	18 001	85	55	16	5	7	2	—	—	—	—	—	—	—	—	—	—						
447	Gasoline stations . . . . .	8 026	34 906	144 149	832	153	386	252	28	10	3	—	—	—	—	—	—	—	—	—						
4471	Gasoline stations . . . . .	8 026	34 906	144 149	832	153	386	252	28	10	3	—	—	—	—	—	—	—	—	—						
44711	Gasoline stations with convenience stores . . . . .	6 368	27 570	114 516	685	117	330	208	21	8	1	—	—	—	—	—	—	—	—	—						
447110	Gasoline stations with convenience stores . . . . .	6 368	27 570	114 516	685	117	330	208	21	8	1	—	—	—	—	—	—	—	—	—						
44719	Other gasoline stations . . . . .	1 658	7 336	29 633	147	36	56	44	7	2	2	—	—	—	—	—	—	—	—	—						
447190	Other gasoline stations . . . . .	1 658	7 336	29 633	147	36	56	44	7	2	2	—	—	—	—	—	—	—	—	—						
448	Clothing & clothing accessories stores . . . . .	15 407	60 322	244 898	1 540	567	525	277	142	24	3	1	1	—	—	—	—	—	—	—						
4481	Clothing stores . . . . .	11 491	41 370	168 900	921	299	272	204	118	23	3	1	1	—	—	—	—	—	—	—						
44811	Men's clothing stores . . . . .	650	2 860	11 787	88	31	31	24	2	—	—	—	—	—	—	—	—	—	—	—						
448110	Men's clothing stores . . . . .	650	2 860	11 787	88	31	31	24	2	—	—	—	—	—	—	—	—	—	—	—						
44812	Women's clothing stores . . . . .	3 512	12 664	51 843	349	113	116	84	32	2	1	1	—	—	—	—	—	—	—	—						
448120	Women's clothing stores . . . . .	3 512	12 664	51 843	349	113	116	84	32	2	1	1	—	—	—	—	—	—	—	—						
44813	Children's & infants' clothing stores . . . . .	575	1 405	5 514	51	17	10	17	5	2	—	—	—	—	—	—	—	—	—	—						
448130	Children's & infants' clothing stores . . . . .	575	1 405	5 514	51	17	10	17	5	2	—	—	—	—	—	—	—	—	—	—						
44814	Family clothing stores . . . . .	5 125	19 148	78 473	230	49	43	52	69	14	2	—	1	—	—	—	—	—	—	—						
448140	Family clothing stores . . . . .	5 125	19 148	78 473	230	49	43	52	69	14	2	—	1	—	—	—	—	—	—	—						
44815	Clothing accessories stores . . . . .	308	1 014	4 504	66	32	31	2	1	—	—	—	—	—	—	—	—	—	—	—						
448150	Clothing accessories stores . . . . .	308	1 014	4 504	66	32	31	2	1	—	—	—	—	—	—	—	—	—	—	—						
44819	Other clothing stores . . . . .	1 321	4 279	16 779	137	57	41	25	9	5	—	—	—	—	—	—	—	—	—	—						
448190	Other clothing stores . . . . .	1 321	4 279	16 779	137	57	41	25	9	5	—	—	—	—	—	—	—	—	—	—						
4482	Shoe stores . . . . .	2 042	7 069	28 215	291	110	132	36	12	1	—	—	—	—	—	—	—	—	—	—						
44821	Shoe stores . . . . .	2 042	7 069	28 215	291	110	132	36	12	1	—	—	—	—	—	—	—	—	—	—						
448210	Shoe stores . . . . .	2 042	7 069	28 215	291	110	132	36	12	1	—	—	—	—	—	—	—	—	—	—						
4483	Jewelry, luggage & leather goods stores . . . . .	1 874	11 883	47 783	328	158	121	37	12	—	—	—	—	—	—	—	—	—	—	—						
44831	Jewelry stores . . . . .	1 752	11 240	45 433	304	149	108	35	12	—	—	—	—	—	—	—	—	—	—	—						
448310	Jewelry stores . . . . .	1 752	11 240	45 433	304	149	108	35	12	—	—	—	—	—	—	—	—	—	—	—						
44832	Luggage & leather goods stores . . . . .	122	643	2 350	24	9	13	2	—	—	—	—	—	—	—	—	—	—	—	—						
448320	Luggage & leather goods stores . . . . .	122	643	2 350	24	9	13	2	—	—	—	—	—	—	—	—	—	—	—	—						
451	Sporting goods, hobby, book & music stores . . . . .	7 076	28 119	111 994	693	286	186	138	61	22	—	—	—	—	—	—	—	—	—	—						
4511	Sporting goods, hobby, musical instrument stores . . . . .	4 953	20 043	79 036	497	212	140	86	44	15	—	—	—	—	—	—	—	—	—	—						
45111	Sporting goods stores . . . . .	2 184	9 641	36 626	254	114	79	36	20	5	—	—	—	—	—	—	—	—	—	—						
451110	Sporting goods stores . . . . .	2 184	9 641	36 626	254	114	79	36	20	5	—	—	—	—	—	—	—	—	—	—						
45112	Hobby, toy & game stores . . . . .	1 842	6 190	25 690	130	46	32	26	17	9	—	—	—	—	—	—	—	—	—	—						
451120	Hobby, toy & game stores . . . . .	1 842	6 190	25 690	130	46	32	26	17	9	—	—	—	—	—	—	—	—	—	—						
45113	Sewing, needlework & piece goods stores . . . . .	534	2 099	8 026	60	24	18	13	4	1	—	—	—	—	—	—	—	—	—	—						
451130	Sewing, needlework & piece goods stores . . . . .	534	2 099	8 026	60	24	18	13	4	1	—	—	—	—	—	—	—	—	—	—						
45114	Musical instrument & supplies stores . . . . .	393	2 113	8 694	53	28	11	11	3	—	—	—	—	—	—	—	—	—	—	—						
451140	Musical instrument & supplies stores . . . . .	393	2 113	8 694	53	28	11	11	3	—	—	—	—	—	—	—	—	—	—	—						
4512	Book, periodical & music stores . . . . .	2 123	8 076	32 958	196	74	46	52	17	7	—	—	—	—	—	—	—	—	—	—						
45121	Book stores & news dealers . . . . .	1 603	6 412	26 589	131	49	31	30	14	7	—	—	—	—	—	—	—	—	—	—						
451211	Book stores . . . . .	1 454	5 909	24 349	116	43	27	27	12	7	—	—	—	—	—	—	—	—	—	—						
451212	News dealers & newsstands . . . . .	149	503	2 240	15	6	4	3	2	—	—	—	—	—	—	—	—	—	—	—						
45122	Prerecorded tape, CD & record stores . . . . .	520	1 664	6 369	65	25	15	22	3	—	—	—	—	—	—	—	—	—	—	—						
451220	Prerecorded tape, CD & record stores . . . . .	520	1 664	6 369	65	25	15	22	3	—	—	—	—	—	—	—	—	—	—	—						
452	General merchandise stores . . . . .	26 787	116 224	493 895	296	88	17	12	50	24	79	20	6	—	—	—	—	—	—	—						
4521	Department stores . . . . .	19 924	85 416	349 686	111	7	1	—	2	16	65	16	4	—	—	—	—	—	—	—						
45211	Department stores . . . . .	19 924	85 416	349 686	111	7	1	—	2	16	65	16	4	—	—	—	—	—	—	—						
452110	Department stores . . . . .	19 924	85 416	349 686	111	7	1	—	2	16	65	16	4	—	—	—	—	—	—	—						
4529	Other general merchandise stores . . . . .	6 863	30 808	144 209	185	81	16	12	48	8	14	4	2	—	—	—	—	—	—	—						
45291	Warehouse clubs & superstores . . . . .	(H)	(D)	(D)	18	1	—	—	—	1	10	4	1	—	—	—	—	—	—	—						
45299	All other general merchandise stores . . . . .	(H)	(D)	(D)	167	80	15	12	48	7	4	—	1	—	—	—	—	—	—	—						
453	Miscellaneous store retailers . . . . .	10 822	47 209	203 295	1 371	720	296	208	131	16	—	—	—	—	—	—	—	—	—	—						
4531	Florists . . . . .	1 073	3 368	12 966	146	68	44	25	6	3	—	—	—	—	—	—	—	—	—	—						
45311	Florists . . . . .	1 073	3 368	12 966	146	68	44	25	6	3	—	—	—	—	—	—	—	—	—	—						
453110	Florists . . . . .	1 073	3 368	12 966	146	68	44	25	6	3	—	—	—	—	—	—	—	—	—	—						
4532	Office supplies, stationery & gift stores . . . . .	3 579	13 920	59 673	429	190	115	72	48	4	—	—	—	—	—	—	—	—	—	—						
45321	Office supplies & stationery stores . . . . .	1 366	6 040	27 273	105	35	16	20	32	2	—	—	—	—	—	—	—	—	—	—						
453210	Office supplies & stationery stores . . . . .	1 366	6 040	27 273	105	35	16	20	32	2	—	—	—	—	—	—	—	—	—	—						
45322	Gift, novelty & souvenir stores . . . . .	2 213	7 880	32 400	324	155	99	52	16	2	—	—														

**Table 6. Counties—Employees, Payroll, and Establishments by Industry: 2002—Con.**

[Excludes most government employees, railroad employees, and self-employed persons. Size class 1 to 4 includes establishments with payroll, but no employees, during mid-March pay period. (D) denotes figures withheld to avoid disclosing data for individual companies; the data are included in broader industry totals. Detailed industries with 100 or more employees are shown if industry was not a (D). For explanation of terms, abbreviations, and data reliability/comparability, see introductory text]

NAICS code	Industry	Number of employees for week including March 12	Payroll (\$1,000)		Total number of establishments	Number of establishments by employment-size class									
			First quarter	Annual		1 to 4	5 to 9	10 to 19	20 to 49	50 to 99	100 to 249	250 to 499	500 to 999	1,000 or more	
<b>MARICOPA—Con.</b>															
<b>44-45 Retail trade—Con.</b>															
Nonstore retailers—Con.															
454	Direct selling establishments	1 371	8 604	43 443	200	137	26	20	13	3	1	—	—	—	
45431	Fuel dealers	190	2 034	9 268	16	8	2	3	2	1	—	—	—		
454312	Liquified petroleum gas (bottled gas) dealers	124	1 788	8 123	10	6	1	1	1	1	—	—	—		
45439	Other direct selling establishments	1 181	6 570	34 175	184	129	24	17	11	2	1	—	—		
454390	Other direct selling establishments	1 181	6 570	34 175	184	129	24	17	11	2	1	—	—		
<b>48-49</b>	<b>Transportation &amp; warehousing</b>	<b>69 730</b>	<b>556 022</b>	<b>2 313 415</b>	<b>1 542</b>	<b>880</b>	<b>240</b>	<b>159</b>	<b>136</b>	<b>58</b>	<b>47</b>	<b>12</b>	<b>4</b>	<b>6</b>	
481	Air transportation	16 047	176 842	698 594	59	24	12	4	4	2	7	1	3	2	
4811	Scheduled air transportation	15 715	173 259	683 244	34	13	5	1	1	2	6	1	3	2	
48111	Scheduled air transportation	15 715	173 259	683 244	34	13	5	1	1	2	6	1	3	2	
481111	Scheduled passenger air transportation	15 689	172 939	682 006	30	11	4	—	1	2	6	1	3	2	
4812	Nonscheduled air transportation	332	3 583	15 350	25	11	7	3	3	—	1	—	—	—	
48121	Nonscheduled air transportation	332	3 583	15 350	25	11	7	3	3	—	1	—	—	—	
481211	Nonscheduled chartered passenger air trans	270	3 137	12 906	15	5	6	1	2	—	1	—	—	—	
484	Truck transportation	27 048	198 908	825 261	846	514	121	90	75	21	18	5	1	1	
4841	General freight trucking	22 440	165 378	687 267	463	316	54	34	28	13	12	4	1	1	
48411	General freight trucking, local	1 442	11 413	47 097	197	141	27	13	10	4	2	—	—	—	
484110	General freight trucking, local	1 442	11 413	47 097	197	141	27	13	10	4	2	—	—	—	
48412	General freight trucking, long-distance	20 998	153 965	640 170	266	175	27	21	18	9	10	4	1	1	
484121	General freight trucking, long-distance, TL	18 871	133 390	556 666	223	155	24	20	13	4	3	2	1	1	
484122	General freight trucking, long-distance, LTL	2 127	20 575	83 504	43	20	3	1	5	5	7	2	—	—	
4842	Specialized freight trucking	4 608	33 530	137 994	383	198	67	56	47	8	6	1	—	—	
48421	Used household & office goods moving	1 684	10 889	41 649	89	46	8	12	15	5	2	1	—	—	
484210	Used household & office goods moving	1 684	10 889	41 649	89	46	8	12	15	5	2	1	—	—	
48422	Specialized freight (exc used) trucking, local	1 977	13 563	56 397	222	115	51	31	21	2	2	—	—	—	
484220	Specialized freight (exc used) trucking, local	1 977	13 563	56 397	222	115	51	31	21	2	2	—	—	—	
48423	Specialized freight (exc used) trucking, LDist	947	9 078	39 948	72	37	8	13	11	1	2	—	—	—	
484230	Specialized freight (exc used) trucking, LDist	947	9 078	39 948	72	37	8	13	11	1	2	—	—	—	
485	Transit & ground passenger transportation	4 612	27 391	111 073	82	23	17	9	11	10	9	2	—	1	
4851	Urban transit systems	(G)	(D)	(D)	11	—	1	—	4	1	3	1	—	1	
48511	Urban transit systems	(G)	(D)	(D)	11	—	1	—	4	1	3	1	—	1	
4852	Interurban & rural bus transportation	(E)	(D)	(D)	8	3	1	—	2	—	2	—	—	—	
48521	Interurban & rural bus transportation	(E)	(D)	(D)	8	3	1	—	2	—	2	—	—	—	
4853	Taxi & limousine service	(E)	(D)	(D)	28	11	8	5	2	2	—	—	—	—	
48532	Limousine service	209	996	3 569	16	7	4	2	1	2	—	—	—	—	
485320	Limousine service	209	996	3 569	16	7	4	2	1	2	—	—	—	—	
4854	School & employee bus transportation	(C)	(D)	(D)	4	—	1	—	—	3	—	—	—	—	
48541	School & employee bus transportation	(C)	(D)	(D)	4	—	1	—	—	3	—	—	—	—	
4855	Charter bus industry	233	1 015	4 090	11	2	2	4	1	2	—	—	—	—	
48551	Charter bus industry	233	1 015	4 090	11	2	2	4	1	2	—	—	—	—	
485510	Charter bus industry	233	1 015	4 090	11	2	2	4	1	2	—	—	—	—	
4859	Oth transit & ground passenger transportation	1 183	5 469	22 662	20	7	4	—	2	2	4	1	—	—	
48599	Oth transit & ground passenger transportation	1 183	5 469	22 662	20	7	4	—	2	2	4	1	—	—	
485991	Special needs transportation	377	1 770	7 539	9	3	1	—	2	1	2	—	—	—	
485999	All other transit & ground passenger trans	806	3 699	15 123	11	4	3	—	—	1	2	1	—	—	
487	Scenic & sightseeing transportation	136	457	2 162	12	7	1	2	1	1	—	—	—	—	
488	Transportation support activities	11 444	72 416	330 890	315	186	60	32	20	11	4	1	—	1	
4881	Air transportation support activities	1 312	12 325	53 790	57	28	10	8	4	3	3	1	—	—	
48811	Airport operations	755	5 486	21 103	16	4	4	4	—	1	2	1	—	—	
48819	Other air transportation support activities	557	6 839	32 687	41	24	6	4	4	2	1	—	—	—	
488190	Other air transportation support activities	557	6 839	32 687	41	24	6	4	4	2	1	—	—	—	
4884	Road transportation support activities	869	5 223	22 623	93	52	20	11	5	5	—	—	—	—	
48841	Motor vehicle towing	534	3 082	13 294	70	41	15	8	3	3	—	—	—	—	
488410	Motor vehicle towing	534	3 082	13 294	70	41	15	8	3	3	—	—	—	—	
48849	Other road transportation support activities	335	2 141	9 329	23	11	5	3	2	2	—	—	—	—	
488490	Other road transportation support activities	335	2 141	9 329	23	11	5	3	2	2	—	—	—	—	
4885	Freight transportation arrangement	9 106	53 979	250 999	138	85	29	11	8	3	1	—	—	1	
48851	Freight transportation arrangement	9 106	53 979	250 999	138	85	29	11	8	3	1	—	—	1	
488510	Freight transportation arrangement	9 106	53 979	250 999	138	85	29	11	8	3	1	—	—	1	
492	Couriers & messengers	9 432	72 506	312 540	158	89	20	11	18	8	8	3	—	1	
4921	Couriers	8 605	66 656	287 386	86	49	7	4	12	3	7	3	—	1	
49211	Couriers	8 605	66 656	287 386	86	49	7	4	12	3	7	3	—	1	
492110	Couriers	8 605	66 656	287 386	86	49	7	4	12	3	7	3	—	1	
4922	Local messengers & local delivery	827	5 850	25 154	72	40	13	7	6	5	1	—	—	—	
49221	Local messengers & local delivery	827	5 850	25 154	72	40	13	7	6	5	1	—	—	—	
492210	Local messengers & local delivery	827	5 850	25 154	72	40	13	7	6	5	1	—	—	—	
493	Warehousing & storage	915	6 062	28 189	63	33	9	9	7	4	1	—	—	—	
4931	Warehousing & storage	915	6 062	28 189	63	33	9	9	7	4	1	—	—	—	
49311	General warehousing & storage	607	3 954	18 950	46	28	5	5	5	2	1	—	—	—	
493110	General warehousing & storage	607	3 954	18 950	46	28	5	5	5	2	1	—	—	—	
49312	Refrigerated warehousing & storage	(C)	(D)	(D)	5	1	—	3	—	1	—	—	—	—	
49319	Other warehousing & storage	(C)	(D)	(D)	11	4	4	1	1	1	—	—	—	—	

See footnotes at end of table.

**Table 6. Counties—Employees, Payroll, and Establishments by Industry: 2002—Con.**

[Excludes most government employees, railroad employees, and self-employed persons. Size class 1 to 4 includes establishments with payroll, but no employees, during mid-March pay period. (D) denotes figures withheld to avoid disclosing data for individual companies; the data are included in broader industry totals. Detailed industries with 100 or more employees are shown if industry was not a (D). For explanation of terms, abbreviations, and data reliability/comparability, see introductory text]

NAICS code	Industry	Number of employees for week including March 12	Payroll (\$1,000)		Total number of establishments	Number of establishments by employment-size class								
			First quarter	Annual		1 to 4	5 to 9	10 to 19	20 to 49	50 to 99	100 to 249	250 to 499	500 to 999	1,000 or more
<b>MARICOPA—Con.</b>														
<b>51</b>	<b>Information</b>	<b>42 707</b>	<b>528 630</b>	<b>1 973 060</b>	<b>1 414</b>	<b>738</b>	<b>218</b>	<b>152</b>	<b>134</b>	<b>84</b>	<b>62</b>	<b>9</b>	<b>13</b>	<b>4</b>
511	Publishing industries	9 598	152 295	573 148	352	189	54	44	37	15	8	1	3	1
5111	Newspaper, periodical, book, database publishers	(I)	(D)	(D)	208	123	28	26	18	7	4	—	1	1
51111	Newspaper publishers	3 514	37 305	150 729	49	24	6	6	9	2	—	—	1	1
511110	Newspaper publishers	3 514	37 305	150 729	49	24	6	6	9	2	—	—	1	1
51112	Periodical publishers	951	9 871	41 661	94	55	14	15	5	3	2	—	—	—
511120	Periodical publishers	951	9 871	41 661	94	55	14	15	5	3	2	—	—	—
51113	Book publishers	(E)	(D)	(D)	30	22	4	2	1	—	1	—	—	—
51114	Database and directory publishers	(E)	(D)	(D)	18	12	2	—	3	—	1	—	—	—
51119	Other publishers	193	1 940	13 391	17	10	2	3	—	2	—	—	—	—
511199	All other publishers	193	1 940	13 391	17	10	2	3	—	2	—	—	—	—
512	Software publishers	(H)	(D)	(D)	144	66	26	18	19	8	4	1	2	—
5121	Software publishers	(H)	(D)	(D)	144	66	26	18	19	8	4	1	2	—
512	Motion picture & sound recording industries	2 749	9 691	40 073	173	113	12	10	16	15	7	—	—	—
5121	Motion picture & video industries	2 681	9 074	37 213	146	89	11	9	15	15	7	—	—	—
51211	Motion picture & video production	299	3 837	14 843	64	5	3	3	1	—	—	—	—	—
512110	Motion picture & video production	299	3 837	14 843	64	5	3	3	1	—	—	—	—	—
51213	Motion picture & video exhibition	2 272	4 606	19 923	44	5	2	5	12	13	7	—	—	—
513	Broadcasting & telecommunications	20 010	241 199	900 471	560	250	112	60	56	39	32	5	3	3
5131	Radio & television broadcasting	2 408	40 206	141 886	65	17	10	9	17	5	6	1	—	—
51311	Radio broadcasting	1 160	23 858	69 850	46	12	6	7	15	4	2	—	—	—
513112	Radio stations	1 123	23 637	68 328	39	7	5	7	14	4	2	—	—	—
51312	Television broadcasting	1 248	16 348	72 036	19	5	4	2	2	1	4	1	—	—
513120	Television broadcasting	1 248	16 348	72 036	19	5	4	2	2	1	4	1	—	—
5132	Cable networks & program distribution	1 976	17 515	70 129	32	19	3	5	1	2	1	—	—	1
51321	Cable networks	(C)	(D)	(D)	7	5	—	1	—	1	—	—	—	—
51322	Cable & other program distribution	(G)	(D)	(D)	25	14	3	4	1	1	1	—	—	1
5133	Telecommunications	15 626	183 478	688 456	463	214	99	46	38	32	25	4	3	2
51331	Wired telecommunications carriers	13 119	153 343	578 468	308	140	52	32	30	24	22	4	2	2
513310	Wired telecommunications carriers	13 119	153 343	578 468	308	140	52	32	30	24	22	4	2	2
51332	Wireless telecom carriers (exc satellite)	2 105	25 175	89 355	109	47	35	12	5	6	3	—	1	—
513321	Paging	243	2 459	9 206	13	7	2	1	2	—	1	—	—	—
513322	Cellular & other wireless telecommunications	1 862	22 716	80 149	96	40	33	11	3	6	2	—	1	—
51333	Telecommunications resellers	201	1 795	7 246	30	16	10	2	2	—	—	—	—	—
513330	Telecommunications resellers	201	1 795	7 246	30	16	10	2	2	—	—	—	—	—
51334	Satellite telecommunications	192	3 150	13 243	12	8	1	—	1	2	—	—	—	—
513340	Satellite telecommunications	192	3 150	13 243	12	8	1	—	1	2	—	—	—	—
514	Information & data processing services	10 350	125 445	459 368	329	186	40	38	25	15	15	3	7	—
5141	Information services	1 805	26 763	83 563	138	92	15	15	11	3	—	1	1	—
51411	News syndicates	(C)	(D)	(D)	7	2	1	—	3	1	—	—	—	—
51419	Other information services	1 577	24 846	76 213	121	84	11	14	8	2	—	1	1	—
514191	On-line information services	1 483	23 644	71 753	104	74	7	12	7	2	—	1	1	—
5142	Data processing services	8 545	98 682	375 805	191	94	25	23	14	12	15	2	6	—
51421	Data processing services	8 545	98 682	375 805	191	94	25	23	14	12	15	2	6	—
514210	Data processing services	8 545	98 682	375 805	191	94	25	23	14	12	15	2	6	—
<b>52</b>	<b>Finance &amp; insurance</b>	<b>93 454</b>	<b>1 082 724</b>	<b>4 057 356</b>	<b>5 679</b>	<b>3 405</b>	<b>905</b>	<b>663</b>	<b>409</b>	<b>127</b>	<b>108</b>	<b>39</b>	<b>16</b>	<b>7</b>
522	Credit intermediation & related activities	54 260	593 449	2 172 093	2 360	1 018	456	465	271	57	53	24	13	3
5221	Depository credit intermediation	24 058	244 748	840 684	982	289	187	303	148	18	16	13	8	—
52211	Commercial banking	21 142	217 510	727 263	761	211	122	255	129	10	14	12	8	—
522110	Commercial banking	21 142	217 510	727 263	761	211	122	255	129	10	14	12	8	—
52212	Savings institutions	(F)	(D)	(D)	113	44	15	4	2	1	—	—	—	—
52213	Credit unions	2 015	17 150	68 899	106	29	21	33	15	6	1	—	—	—
522130	Credit unions	2 015	17 150	68 899	106	29	21	33	15	6	1	—	—	—
5222	Nondepository credit intermediation	25 368	301 707	1 110 979	810	370	170	102	87	32	31	10	5	3
52221	Credit card issuing	(I)	(D)	(D)	67	15	11	4	9	8	15	2	2	1
52222	Sales financing	5 321	70 799	251 186	140	66	24	10	18	8	8	5	—	1
522220	Sales financing	5 321	70 799	251 186	140	66	24	10	18	8	8	5	—	1
52229	Other nondepository credit intermediation	(J)	(D)	(D)	603	289	135	88	60	16	8	3	3	1
522291	Consumer lending	6 230	73 828	247 868	88	49	18	10	2	1	2	2	3	1
522292	Real estate credit	5 858	95 509	392 161	442	200	94	70	56	15	6	1	—	—
5223	Activities related to credit intermediation	4 834	46 994	220 430	568	359	99	60	36	7	6	1	—	—
52231	Mortgage & nonmortgage brokers	2 627	28 916	144 354	265	138	47	47	26	5	1	—	—	—
522310	Mortgage & nonmortgage brokers	2 627	28 916	144 354	265	138	47	47	26	5	1	—	—	—
52232	Financial clearinghouse & reserve activities	766	7 058	29 185	46	32	5	2	4	—	3	—	—	—
522320	Financial clearinghouse & reserve activities	766	7 058	29 185	46	32	5	2	4	—	3	—	—	—
52239	Other credit intermediation activities	1 441	11 020	46 891	257	189	47	11	6	2	2	—	—	—
522390	Other credit intermediation activities	1 441	11 020	46 891	257	189	47	11	6	2	2	—	—	—
523	Security, commodity contracts & like activity	8 122	131 555	494 206	971	736	110	56	38	15	14	1	—	1
5231	Scrtcy & comdty contracts intermed & brokerage	4 876	90 861	344 053	443	304	60	28	27	11	12	1	—	—
52311	Investment banking & securities dealing	630	16 030	57 143	68	40	13	6	6	3	—	—	—	—
523110	Investment banking & securities dealing	630	16 030	57 143	68	40	13	6	6	3	—	—	—	—
52312	Securities brokerage	4 192	73 000	281 044	360	252	45	22	20	8	12	1	—	—
523120	Securities brokerage	4 192	73 000	281 044	360	252	45	22	20	8	12	1	—	—
5239	Other financial investment activities	3 240	40 662	150 015	525	429	50	28	11	4	2	—	—	1
52391	Miscellaneous intermediation	437	6 710	25 160	85	70	7	5	2	—	1	—	—	—
523910	Miscellaneous intermediation	437	6 710	25 160	85	70	7	5	2	—	1	—	—	—
52392	Portfolio management	1 641	21 773	69 674	114	90	12	7	2	1	1	—	—	1
523920	Portfolio management	1 641	21 773	69 674	114	90	12	7	2	1	1	—	—	1
52393	Investment advice	775	7 441	35 509	276	234	11	5	1	—	—	—	—	—
523930	Investment advice	775	7 441	35 509	276	234	11	5	1	—	—	—	—	—
52399	All other financial investment activities	387	4 738	19 672	50	35	6	5	2	—	—	—	—	—
523991	Trust, fiduciary & custody activities	359	4 482	18 456	37	23	6	4	2	—	—	—	—	—

See footnotes at end of table.

**Table 6. Counties—Employees, Payroll, and Establishments by Industry: 2002—Con.**

[Excludes most government employees, railroad employees, and self-employed persons. Size class 1 to 4 includes establishments with payroll, but no employees, during mid-March pay period. (D) denotes figures withheld to avoid disclosing data for individual companies; the data are included in broader industry totals. Detailed industries with 100 or more employees are shown if industry was not a (D). For explanation of terms, abbreviations, and data reliability/comparability, see introductory text]

NAICS code	Industry	Number of employees for week including March 12	Payroll (\$1,000)		Total number of establishments	Number of establishments by employment-size class								
			First quarter	Annual		1 to 4	5 to 9	10 to 19	20 to 49	50 to 99	100 to 249	250 to 499	500 to 999	1,000 or more
<b>MARICOPA—Con.</b>														
<b>52</b>	<b>Finance &amp; insurance—Con.</b>													
524	Insurance carriers & related activities	30 724	354 382	1 378 658	2 293	1 613	330	138	97	54	41	14	3	3
5241	Insurance carriers	19 709	257 412	971 111	561	260	112	49	58	34	32	12	2	2
52411	Direct life, health, medical insurance carriers	7 979	112 254	395 838	205	89	32	20	28	16	14	5	—	1
524113	Direct life insurance carriers	3 964	49 078	179 135	144	71	21	15	17	11	7	2	—	—
524114	Direct health & medical insurance carriers	4 015	63 176	216 703	61	18	11	5	11	5	7	3	—	1
52412	Other direct insurance carriers	(J)	(D)	(D)	349	168	80	28	28	18	18	6	2	1
524126	Direct property & casualty insurance carriers	9 081	111 822	446 312	177	94	20	11	19	11	13	6	2	1
524127	Direct title insurance carriers	2 302	28 468	110 673	166	68	60	17	9	7	5	—	—	—
52413	Reinsurance carriers	(E)	(D)	(D)	7	3	—	—	2	—	—	—	—	—
5242	Agencies & other insurance related activities	11 015	96 970	407 547	1 732	1 353	218	89	39	20	9	2	1	1
52421	Insurance agencies & brokerages	8 271	72 776	311 976	1 559	1 244	198	69	26	15	5	—	1	1
524210	Insurance agencies & brokerages	8 271	72 776	311 976	1 559	1 244	198	69	26	15	5	—	1	1
52429	Other insurance related activities	2 744	24 194	95 571	173	109	20	20	13	5	4	2	—	—
524292	Insurance & pension funds, third party admin	2 261	19 089	74 163	77	38	9	11	9	4	4	2	—	—
525	Funds, trusts, & other financial vehicles (part)	(E)	(D)	(D)	54	38	9	4	3	—	—	—	—	—
5259	Other investment pools & funds	(E)	(D)	(D)	54	38	9	4	3	—	—	—	—	—
52593	Real estate investment trusts	184	2 131	7 035	28	15	8	4	1	—	—	—	—	—
525930	Real estate investment trusts	184	2 131	7 035	28	15	8	4	1	—	—	—	—	—
<b>53</b>	<b>Real estate &amp; rental &amp; leasing</b>	<b>32 178</b>	<b>237 300</b>	<b>1 015 665</b>	<b>4 262</b>	<b>2 973</b>	<b>683</b>	<b>367</b>	<b>141</b>	<b>61</b>	<b>24</b>	<b>8</b>	<b>3</b>	<b>2</b>
531	Real estate	21 555	167 594	728 455	3 478	2 672	445	215	87	36	15	4	2	2
5311	Lessors of real estate	5 565	34 284	139 235	952	714	141	52	25	12	7	1	—	—
53111	Lessors of residential buildings & dwellings	2 876	16 196	62 793	408	282	66	35	14	5	6	—	—	—
531110	Lessors of residential buildings & dwellings	2 876	16 196	62 793	408	282	66	35	14	5	6	—	—	—
53112	Lessors of nonres bldg (exc miniwarehouses)	1 405	12 449	52 415	242	181	36	11	7	6	1	—	—	—
531120	Lessors of nonres bldg (exc miniwarehouses)	1 405	12 449	52 415	242	181	36	11	7	6	1	—	—	—
53113	Lessors of miniwarehouses & self storage units	376	1 441	6 742	139	130	5	4	—	—	—	—	—	—
531130	Lessors of miniwarehouses & self storage units	376	1 441	6 742	139	130	5	4	—	—	—	—	—	—
53119	Lessors of other real estate property	908	4 198	17 285	163	121	34	2	4	1	—	1	—	—
531190	Lessors of other real estate property	908	4 198	17 285	163	121	34	2	4	1	—	1	—	—
5312	Offices of real estate agents & brokers	5 169	49 360	234 527	1 363	1 173	100	59	24	3	2	—	2	—
53121	Offices of real estate agents & brokers	5 169	49 360	234 527	1 363	1 173	100	59	24	3	2	—	2	—
531210	Offices of real estate agents & brokers	5 169	49 360	234 527	1 363	1 173	100	59	24	3	2	—	2	—
5313	Activities related to real estate	10 821	83 950	354 693	1 163	785	204	104	38	21	6	3	—	2
53131	Real estate property managers	8 673	63 723	258 168	590	327	133	72	31	17	6	2	—	2
531311	Residential property managers	7 238	52 033	210 553	407	208	104	51	24	10	6	2	—	2
531312	Nonresidential property managers	1 435	11 690	47 615	183	119	29	7	7	—	—	—	—	—
53132	Offices of real estate appraisers	684	6 246	31 398	226	186	25	14	—	1	—	—	—	—
531320	Offices of real estate appraisers	684	6 246	31 398	226	186	25	14	—	1	—	—	—	—
53139	Other activities related to real estate	1 464	13 981	65 127	347	272	46	18	7	3	—	1	—	—
531390	Other activities related to real estate	1 464	13 981	65 127	347	272	46	18	7	3	—	1	—	—
532	Rental & leasing services	10 226	66 516	272 851	752	283	234	147	50	25	8	4	1	—
5321	Automotive equipment rental & leasing	4 450	26 115	108 872	176	89	39	14	13	11	6	3	1	—
53211	Passenger car rental & leasing	3 399	18 697	78 374	86	48	14	4	3	8	5	3	1	—
532111	Passenger car rental	3 376	18 574	77 735	74	37	14	3	3	8	5	3	1	—
53212	Truck, utility trailer & RV rental & leasing	1 051	7 418	30 498	90	41	25	10	10	3	1	—	—	—
532120	Truck, utility trailer & RV rental & leasing	1 051	7 418	30 498	90	41	25	10	10	3	1	—	—	—
5322	Consumer goods rental	3 124	14 686	59 440	338	95	127	99	13	2	1	1	—	—
53221	Consumer electronics & appliances rental	179	1 145	4 738	34	13	20	—	1	—	—	—	—	—
532210	Consumer electronics & appliances rental	179	1 145	4 738	34	13	20	—	1	—	—	—	—	—
53222	Formal wear & costume rental	111	409	1 554	32	21	10	—	—	—	—	—	—	—
532220	Formal wear & costume rental	111	409	1 554	32	21	10	—	—	—	—	—	—	—
53223	Video tape & disc rental	1 815	5 443	21 903	194	30	69	90	4	1	—	—	—	—
532230	Video tape & disc rental	1 815	5 443	21 903	194	30	69	90	4	1	—	—	—	—
53229	Other consumer goods rental	1 019	7 689	31 245	78	31	28	8	8	1	1	1	—	—
532291	Home health equipment rental	444	4 183	18 355	18	5	8	2	2	—	—	1	—	—
532299	All other consumer goods rental	533	3 294	11 870	50	19	18	6	5	1	1	—	—	—
5323	General rental centers	396	2 743	11 332	66	27	33	2	4	—	—	—	—	—
53231	General rental centers	396	2 743	11 332	66	27	33	2	4	—	—	—	—	—
532310	General rental centers	396	2 743	11 332	66	27	33	2	4	—	—	—	—	—
5324	Commercial, industrial equip rental & leasing	2 256	22 972	93 207	172	72	35	32	20	12	1	—	—	—
53241	Const, trans, mining equip rental & leasing	1 182	11 845	47 814	73	27	8	18	14	5	1	—	—	—
53242	Office machinery & equipment rental & leasing	175	2 765	11 018	24	14	7	1	1	1	—	—	—	—
532420	Office machinery & equipment rental & leasing	175	2 765	11 018	24	14	7	1	1	1	—	—	—	—
53249	Oth commercial, industrial equip rental, lease	899	8 362	34 375	75	31	20	13	5	6	—	—	—	—
532490	Oth commercial, industrial equip rental, lease	899	8 362	34 375	75	31	20	13	5	6	—	—	—	—
533	Lessors of other nonfinancial intangible asset	397	3 190	14 359	32	18	4	5	4	—	1	—	—	—
5331	Lessors of other nonfinancial intangible asset	397	3 190	14 359	32	18	4	5	4	—	1	—	—	—
53311	Lessors of other nonfinancial intangible asset	397	3 190	14 359	32	18	4	5	4	—	1	—	—	—
533110	Lessors of other nonfinancial intangible asset	397	3 190	14 359	32	18	4	5	4	—	1	—	—	—

See footnotes at end of table.

**Table 6. Counties—Employees, Payroll, and Establishments by Industry: 2002—Con.**

[Excludes most government employees, railroad employees, and self-employed persons. Size class 1 to 4 includes establishments with payroll, but no employees, during mid-March pay period. (D) denotes figures withheld to avoid disclosing data for individual companies; the data are included in broader industry totals. Detailed industries with 100 or more employees are shown if industry was not a (D). For explanation of terms, abbreviations, and data reliability/comparability, see introductory text]

NAICS code	Industry	Number of employees for week including March 12	Payroll (\$1,000)		Total number of establishments	Number of establishments by employment-size class									
			First quarter	Annual		1 to 4	5 to 9	10 to 19	20 to 49	50 to 99	100 to 249	250 to 499	500 to 999	1,000 or more	
<b>MARICOPA—Con.</b>															
<b>54</b>	<b>Professional, scientific &amp; technical services</b>	<b>86 677</b>	<b>942 991</b>	<b>4 020 324</b>	<b>9 622</b>	<b>6 831</b>	<b>1 272</b>	<b>768</b>	<b>513</b>	<b>138</b>	<b>74</b>	<b>13</b>	<b>9</b>	<b>4</b>	
541	Professional, scientific & technical services	86 677	942 991	4 020 324	9 622	6 831	1 272	768	513	138	74	13	9	4	
5411	Legal services	11 834	161 284	805 007	1 764	1 310	233	122	60	23	11	4	1	—	
54111	Offices of lawyers	10 595	149 580	753 969	1 683	1 249	226	117	56	21	11	3	—	—	
541110	Offices of lawyers	10 595	149 580	753 969	1 683	1 249	226	117	56	21	11	3	—	—	
54119	Other legal services	1 239	11 704	51 038	81	61	7	5	4	2	—	—	1	—	
541191	Title abstract & settlement offices	752	9 498	41 689	33	25	3	1	2	1	—	—	1	—	
541199	All other legal services	487	2 206	9 349	48	36	4	2	1	—	—	1	—	—	
5412	Accounting, tax prep, bookkeep, payroll services	16 594	91 085	383 062	1 424	1 033	187	91	81	11	15	3	1	2	
54121	Accounting, tax prep, bookkeep, payroll services	16 594	91 085	383 062	1 424	1 033	187	91	81	11	15	3	1	2	
541211	Offices of certified public accountants	3 425	35 858	154 264	723	537	119	43	17	3	4	—	—	—	
541213	Tax preparation services	2 465	6 488	18 059	227	123	24	29	4	6	1	—	—	—	
541214	Payroll services	8 860	36 583	158 183	43	14	3	4	7	1	9	2	1	2	
541219	Other accounting services	1 844	12 156	52 556	431	359	41	15	13	1	1	1	—	—	
5413	Architectural, engineering & related services	22 298	251 392	1 051 602	1 558	864	266	208	155	42	19	1	2	1	
54131	Architectural services	2 954	34 768	150 184	412	252	72	51	31	5	1	—	—	—	
541310	Architectural services	2 954	34 768	150 184	412	252	72	51	31	5	1	—	—	—	
54132	Landscape architectural services	1 077	7 061	34 889	102	58	20	8	12	3	1	—	—	—	
541320	Landscape architectural services	1 077	7 061	34 889	102	58	20	8	12	3	1	—	—	—	
54133	Engineering services	15 293	184 136	750 080	750	387	117	116	89	24	13	1	2	1	
541330	Engineering services	15 293	184 136	750 080	750	387	117	116	89	24	13	1	2	1	
54134	Drafting services	227	2 049	8 421	54	37	9	5	3	—	—	—	—	—	
541340	Drafting services	227	2 049	8 421	54	37	9	5	3	—	—	—	—	—	
54135	Building inspection services	199	1 457	7 763	69	57	8	3	1	—	—	—	—	—	
541350	Building inspection services	199	1 457	7 763	69	57	8	3	1	—	—	—	—	—	
54136	Geophysical surveying & mapping services	150	1 155	5 273	11	5	2	1	3	—	—	—	—	—	
541360	Geophysical surveying & mapping services	150	1 155	5 273	11	5	2	1	3	—	—	—	—	—	
54137	Surveying, mapping (exc geophysical) services	505	4 513	19 517	72	40	15	9	8	—	—	—	—	—	
541370	Surveying, mapping (exc geophysical) services	505	4 513	19 517	72	40	15	9	8	—	—	—	—	—	
54138	Testing laboratories	1 893	16 253	75 475	88	28	23	15	8	10	4	—	—	—	
541380	Testing laboratories	1 893	16 253	75 475	88	28	23	15	8	10	4	—	—	—	
5414	Specialized design services	1 431	12 575	56 145	434	345	61	22	5	1	—	—	—	—	
54141	Interior design services	617	4 775	22 532	189	149	9	3	—	—	—	—	—	—	
541410	Interior design services	617	4 775	22 532	189	149	9	3	—	—	—	—	—	—	
54142	Industrial design services	129	2 177	8 360	14	11	1	—	1	—	—	—	—	—	
541420	Industrial design services	129	2 177	8 360	14	11	1	—	1	—	—	—	—	—	
54143	Graphic design services	615	5 224	23 621	214	173	30	9	2	—	—	—	—	—	
541430	Graphic design services	615	5 224	23 621	214	173	30	9	2	—	—	—	—	—	
5415	Computer systems design & related services	13 731	234 224	907 279	1 210	889	128	83	69	24	11	3	2	1	
54151	Computer systems design & related services	13 731	234 224	907 279	1 210	889	128	83	69	24	11	3	2	1	
541511	Custom computer programming services	4 521	63 223	259 453	531	390	54	39	35	8	2	1	—	—	
541512	Computer systems design services	8 331	161 307	607 930	506	356	60	38	29	12	8	1	1	1	
541513	Computer facilities management services	282	3 004	12 194	34	27	4	—	1	1	—	—	—	—	
541519	Other computer related services	597	6 690	27 702	139	116	10	6	4	3	—	—	—	—	
5416	Management, sci & tech consulting services	9 647	105 840	446 791	1 825	1 499	162	76	60	16	9	1	2	—	
54161	Management consulting services	8 394	91 363	385 242	1 557	1 301	124	60	47	13	9	1	2	—	
541611	Admin & gen management consulting services	3 919	47 379	199 281	913	791	59	32	16	9	5	1	—	—	
541612	Human res & exec search consulting services	1 502	18 045	71 272	186	138	26	8	12	—	1	—	1	—	
541613	Marketing consulting services	2 201	18 873	79 987	335	284	24	9	13	2	2	—	1	—	
541614	Process, phys dist & log consulting services	507	4 550	23 577	58	38	8	6	4	1	1	—	—	—	
541618	Other management consulting services	265	2 516	11 125	65	50	7	5	2	1	—	—	—	—	
54162	Environmental consulting services	619	7 668	32 016	93	59	16	9	8	1	—	—	—	—	
541620	Environmental consulting services	619	7 668	32 016	93	59	16	9	8	1	—	—	—	—	
54169	Oth scientific & technical consulting services	634	6 809	29 533	175	139	22	7	5	2	—	—	—	—	
541690	Oth scientific & technical consulting services	634	6 809	29 533	175	139	22	7	5	2	—	—	—	—	
5417	Scientific R&D services	851	11 874	49 893	106	69	13	13	8	2	1	—	—	—	
54171	R&D in physical, engineering & life sciences	734	10 574	45 366	86	58	8	10	7	2	1	—	—	—	
541710	R&D in physical, engineering & life sciences	734	10 574	45 366	86	58	8	10	7	2	1	—	—	—	
54172	R&D in social sciences & humanities	117	1 300	4 527	20	11	5	3	1	—	—	—	—	—	
541720	R&D in social sciences & humanities	117	1 300	4 527	20	11	5	3	1	—	—	—	—	—	
5418	Advertising & related services	3 655	32 425	139 860	483	331	78	39	26	5	3	—	1	—	
54181	Advertising agencies	1 565	14 246	60 327	159	111	21	14	10	1	1	—	—	—	
541810	Advertising agencies	1 565	14 246	60 327	159	111	21	14	10	1	1	—	—	—	
54182	Public relations agencies	283	3 276	16 054	81	66	8	5	2	—	—	—	—	—	
541820	Public relations agencies	283	3 276	16 054	81	66	8	5	2	—	—	—	—	—	
54183	Media buying agencies	192	2 874	11 481	23	11	7	3	2	—	—	—	—	—	
541830	Media buying agencies	192	2 874	11 481	23	11	7	3	2	—	—	—	—	—	
54184	Media representatives	120	674	2 783	22	16	3	2	—	1	—	—	—	—	
541840	Media representatives	120	674	2 783	22	16	3	2	—	1	—	—	—	—	
54185	Display advertising	182	1 497	6 713	30	23	5	1	—	—	1	—	—	—	
541850	Display advertising	182	1 497	6 713	30	23	5	1	—	—	1	—	—	—	
54186	Direct mail advertising	688	5 664	23 396	54	25	12	8	6	2	1	—	—	—	
541860	Direct mail advertising	688	5 664	23 396	54	25	12	8	6	2	1	—	—	—	
54189	Other services related to advertising	530	3 674	16 468	100	68	20	6	6	—	—	—	—	—	
541890	Other services related to advertising	530	3 674	16 468	100	68	20	6	6	—	—	—	—	—	
5419	Oth professional, scientific, technical services	6 636	42 292	180 685	818	491	144	114	49	14	5	1	—	—	
54191	Marketing research & public opinion polling	1 047	8 426	33 358	60	33	7	10	5	3	1	1	—	—	
541910	Marketing research & public opinion polling	1 047	8 426	33 358	60	33	7	10	5	3	1	1	—	—	
54192	Photographic services	776	3 618	16 116	165	107	35	19	4	—	—	—	—	—	
541921	Photography studios, portrait	605	2 386	10 962	116	72	26	15	3	—	—	—	—	—	
541922	Commercial photography	171	1 232	5 154	49	35	9	4	1	—	—	—	—	—	

See footnotes at end of table.

**Table 6. Counties—Employees, Payroll, and Establishments by Industry: 2002—Con.**

[Excludes most government employees, railroad employees, and self-employed persons. Size class 1 to 4 includes establishments with payroll, but no employees, during mid-March pay period. (D) denotes figures withheld to avoid disclosing data for individual companies; the data are included in broader industry totals. Detailed industries with 100 or more employees are shown if industry was not a (D). For explanation of terms, abbreviations, and data reliability/comparability, see introductory text]

NAICS code	Industry	Number of employees for week including March 12	Payroll (\$1,000)		Total number of establishments	Number of establishments by employment-size class									
			First quarter	Annual		1 to 4	5 to 9	10 to 19	20 to 49	50 to 99	100 to 249	250 to 499	500 to 999	1,000 or more	
<b>MARICOPA—Con.</b>															
<b>54</b>	<b>Professional, scientific &amp; technical services—Con.</b>														
541	Professional, scientific & technical services—Con.														
5419	Oth professional, scientific, technical services—Con.														
54194	Veterinary services	3 027	18 952	81 528	287	102	75	73	30	7	—	—	—	—	
541940	Veterinary services	3 027	18 952	81 528	287	102	75	73	30	7	—	—	—	—	
54199	All oth prof, scientific & technical services	1 758	11 127	48 882	288	232	26	12	10	4	4	—	—	—	
541990	All oth prof, scientific & technical services	1 758	11 127	48 882	288	232	26	12	10	4	4	—	—	—	
<b>55</b>	<b>Management of companies &amp; enterprises</b>	<b>37 999</b>	<b>575 459</b>	<b>2 114 005</b>	<b>610</b>	<b>230</b>	<b>82</b>	<b>92</b>	<b>85</b>	<b>61</b>	<b>26</b>	<b>17</b>	<b>14</b>	<b>3</b>	
551	Management of companies & enterprises	37 999	575 459	2 114 005	610	230	82	92	85	61	26	17	14	3	
5511	Management of companies & enterprises	37 999	575 459	2 114 005	610	230	82	92	85	61	26	17	14	3	
55111	Management of companies & enterprises	37 999	575 459	2 114 005	610	230	82	92	85	61	26	17	14	3	
551114	Corp, subsidiary & regional managing offices	36 148	551 365	2 008 186	505	165	71	80	77	56	24	15	14	3	
<b>56</b>	<b>Admin. support, waste mgt, remediation services</b>	<b>138 558</b>	<b>806 468</b>	<b>3 334 863</b>	<b>4 694</b>	<b>2 546</b>	<b>681</b>	<b>497</b>	<b>420</b>	<b>277</b>	<b>169</b>	<b>63</b>	<b>28</b>	<b>13</b>	
561	Administrative & support services	135 962	784 054	3 242 865	4 564	2 489	658	479	405	264	166	62	28	13	
5611	Office administrative services	5 356	57 548	258 865	307	191	28	29	31	17	7	4	—	—	
56111	Office administrative services	5 356	57 548	258 865	307	191	28	29	31	17	7	4	—	—	
561110	Office administrative services	5 356	57 548	258 865	307	191	28	29	31	17	7	4	—	—	
5612	Facilities support services	779	5 428	22 281	37	18	6	4	5	2	2	—	—	—	
56121	Facilities support services	779	5 428	22 281	37	18	6	4	5	2	2	—	—	—	
561210	Facilities support services	779	5 428	22 281	37	18	6	4	5	2	2	—	—	—	
5613	Employment services	66 490	363 783	1 514 938	634	182	43	62	100	129	70	20	15	13	
56131	Employment placement agencies	4 675	28 482	121 745	136	70	14	15	15	13	5	2	2	—	
561310	Employment placement agencies	4 675	28 482	121 745	136	70	14	15	15	13	5	2	2	—	
56132	Temporary help services	44 751	239 679	1 033 002	419	92	20	40	77	105	55	15	8	7	
561320	Temporary help services	44 751	239 679	1 033 002	419	92	20	40	77	105	55	15	8	7	
56133	Employee leasing services	17 064	95 622	360 191	79	20	9	7	8	11	10	3	5	6	
561330	Employee leasing services	17 064	95 622	360 191	79	20	9	7	8	11	10	3	5	6	
5614	Business support services	14 496	81 172	335 522	572	295	89	86	39	24	24	13	2	—	
56141	Document preparation services	765	4 051	16 290	90	65	16	3	2	2	2	—	—	—	
561410	Document preparation services	765	4 051	16 290	90	65	16	3	2	2	2	—	—	—	
56142	Telephone call centers	6 210	23 529	98 358	106	37	9	21	12	8	11	7	1	—	
561421	Telephone answering services	321	1 836	8 011	26	9	2	10	5	—	—	—	—	—	
561422	Telemarketing bureaus	5 889	21 693	90 347	80	28	7	11	7	8	11	7	1	—	
56143	Business service centers	1 585	9 185	39 293	188	104	33	38	7	5	1	—	—	—	
561431	Private mail centers	323	1 160	5 187	101	79	19	1	2	—	—	—	—	—	
561439	Oth business service centers (incl copy shops)	1 262	8 025	34 106	87	25	14	37	5	5	1	—	—	—	
56144	Collection agencies	4 227	28 505	116 266	79	23	13	12	13	7	6	4	1	—	
561440	Collection agencies	4 227	28 505	116 266	79	23	13	12	13	7	6	4	1	—	
56145	Credit bureaus	671	6 076	22 751	20	7	4	5	1	—	2	1	—	—	
561450	Credit bureaus	671	6 076	22 751	20	7	4	5	1	—	2	1	—	—	
56149	Other business support services	1 038	9 826	42 564	89	59	14	7	4	2	2	1	—	—	
561491	Repossession services	435	4 105	18 168	18	6	4	5	2	—	—	1	—	—	
561499	All other business support services	506	5 017	21 046	21	8	5	2	2	2	2	—	—	—	
5615	Travel arrangement & reservation services	9 442	88 886	329 774	359	221	63	29	18	6	6	12	4	—	
56151	Travel agencies	6 463	58 437	214 201	264	181	45	9	9	4	5	8	3	—	
561510	Travel agencies	6 463	58 437	214 201	264	181	45	9	9	4	5	8	3	—	
56152	Tour operators	630	3 514	14 501	50	23	12	9	5	—	—	1	—	—	
561520	Tour operators	630	3 514	14 501	50	23	12	9	5	—	—	1	—	—	
56159	Oth travel arrangement & reservation services	2 349	26 935	101 072	45	17	6	11	4	2	1	3	1	—	
561591	Convention and visitors bureaus	128	1 062	4 752	12	8	1	2	—	1	—	—	—	—	
561599	All oth travel arrange & reservation services	2 221	25 873	96 320	33	9	5	9	4	1	1	3	1	—	
5616	Investigation & security services	9 933	49 536	203 788	269	141	41	17	24	18	17	8	3	—	
56161	Investigation, guard & armored car services	8 126	36 438	145 597	152	74	17	8	16	13	14	7	3	—	
561611	Investigation services	239	1 356	5 977	68	54	9	3	2	—	—	—	—	—	
561612	Security guards & patrol services	7 307	31 189	124 411	77	20	7	4	14	12	10	7	3	—	
561613	Armored car services	580	3 893	15 209	7	—	1	1	—	1	4	—	—	—	
56162	Security systems services	1 807	13 098	58 191	117	67	24	9	8	5	3	1	—	—	
561621	Security systems services (except locksmiths)	1 585	11 619	51 823	68	30	15	8	7	4	3	1	—	—	
561622	Locksmiths	222	1 479	6 368	49	37	9	1	1	1	—	—	—	—	
5617	Services to buildings & dwellings	25 326	109 801	472 057	2 133	1 279	358	229	170	59	31	3	4	—	
56171	Exterminating & pest control services	2 055	13 465	55 588	237	150	33	22	25	5	2	—	—	—	
561710	Exterminating & pest control services	2 055	13 465	55 588	237	150	33	22	25	5	2	—	—	—	
56172	Janitorial services	11 635	39 318	163 594	599	337	92	74	50	22	17	3	4	—	
561720	Janitorial services	11 635	39 318	163 594	599	337	92	74	50	22	17	3	4	—	
56173	Landscaping services	9 784	46 613	207 022	936	535	175	106	79	29	12	—	—	—	
561730	Landscaping services	9 784	46 613	207 022	936	535	175	106	79	29	12	—	—	—	
56174	Carpet & upholstery cleaning services	699	3 922	17 512	134	93	23	8	10	—	—	—	—	—	
561740	Carpet & upholstery cleaning services	699	3 922	17 512	134	93	23	8	10	—	—	—	—	—	
56179	Other services to buildings & dwellings	1 153	6 483	28 341	227	164	35	19	6	3	—	—	—	—	
561790	Other services to buildings & dwellings	1 153	6 483	28 341	227	164	35	19	6	3	—	—	—	—	
5619	Other support services	4 140	27 900	105 640	253	162	30	23	18	9	9	2	—	—	
56191	Packaging & labeling services	213	961	5 023	19	9	5	3	1	1	—	—	—	—	
561910	Packaging & labeling services	213	961	5 023	19	9	5	3	1	1	—	—	—	—	
56192	Convention & trade show organizers	436	2 570	10 774	68	49	9	5	4	—	1	—	—	—	
561920	Convention & trade show organizers	436	2 570	10 774	68	49	9	5	4	—	1	—	—	—	
56199	All other support services	3 491	24 369	89 843	166	104	16	15	13	8	8	2	—	—	
561990	All other support services	3 491	24 369	89 843	166	104	16	15	13	8	8	2	—	—	
562	Waste management & remediation services	2 596	22 414	91 998	130	57	23	18	15	13	3	1	—	—	
5621	Waste collection	901	7 969	31 540	45	23	7	4	5	4	2	—	—	—	
56211	Waste collection	901	7 969	31 540	45	23	7	4	5	4	2	—	—	—	
562111	Solid waste collection	747	6 556	26 298	32	16	5	3	3	3	2	—	—	—	

See footnotes at end of table.



**Table 6. Counties—Employees, Payroll, and Establishments by Industry: 2002—Con.**

[Excludes most government employees, railroad employees, and self-employed persons. Size class 1 to 4 includes establishments with payroll, but no employees, during mid-March pay period. (D) denotes figures withheld to avoid disclosing data for individual companies; the data are included in broader industry totals. Detailed industries with 100 or more employees are shown if industry was not a (D). For explanation of terms, abbreviations, and data reliability/comparability, see introductory text]

NAICS code	Industry	Number of employees for week including March 12	Payroll (\$1,000)		Total number of establishments	Number of establishments by employment-size class									
			First quarter	Annual		1 to 4	5 to 9	10 to 19	20 to 49	50 to 99	100 to 249	250 to 499	500 to 999	1,000 or more	
<b>MARICOPA—Con.</b>															
<b>56</b>	<b>Admin, support, waste mgt, remediation services—Con.</b>														
562	Waste management & remediation services—Con.														
5622	Waste treatment & disposal	572	6 260	25 860	22	7	7	3	2	2	—	1	—	—	
56221	Waste treatment & disposal	572	6 260	25 860	22	7	7	3	2	2	—	1	—	—	
5629	Remediation & oth waste management services	1 123	8 185	34 598	63	27	9	11	8	7	1	—	—	—	
56291	Remediation services	610	4 373	19 969	24	9	1	5	4	4	1	—	—	—	
562910	Remediation services	610	4 373	19 969	24	9	1	5	4	4	1	—	—	—	
56292	Materials recovery facilities	(C)	(D)	(D)	8	4	—	2	—	2	—	—	—	—	
56299	All other waste management services	(E)	(D)	(D)	31	14	8	4	4	1	—	—	—	—	
562991	Septic tank & related services	321	2 326	9 859	25	9	8	3	4	1	—	—	—	—	
<b>61</b>	<b>Educational services</b>	<b>19 935</b>	<b>133 259</b>	<b>573 571</b>	<b>882</b>	<b>406</b>	<b>136</b>	<b>122</b>	<b>134</b>	<b>50</b>	<b>25</b>	<b>5</b>	<b>3</b>	<b>1</b>	
611	Educational services	19 935	133 259	573 571	882	406	136	122	134	50	25	5	3	1	
6111	Elementary & secondary schools	7 592	42 532	174 750	247	51	30	40	84	31	11	—	—	—	
61111	Elementary & secondary schools	7 592	42 532	174 750	247	51	30	40	84	31	11	—	—	—	
611110	Elementary & secondary schools	7 592	42 532	174 750	247	51	30	40	84	31	11	—	—	—	
6112	Junior colleges	270	2 197	8 406	6	—	—	3	1	1	1	—	—	—	
61121	Junior colleges	270	2 197	8 406	6	—	—	3	1	1	1	—	—	—	
611210	Junior colleges	270	2 197	8 406	6	—	—	3	1	1	1	—	—	—	
6113	Colleges, universities & professional schools	6 406	48 152	210 628	52	12	8	8	5	6	6	3	3	1	
61131	Colleges, universities & professional schools	6 406	48 152	210 628	52	12	8	8	5	6	6	3	3	1	
611310	Colleges, universities & professional schools	6 406	48 152	210 628	52	12	8	8	5	6	6	3	3	1	
6114	Business schools & computer & mgt training	637	8 197	38 337	90	69	10	6	4	—	1	—	—	—	
61142	Computer training	(C)	(D)	(D)	39	27	5	4	3	—	—	—	—	—	
61143	Professional, management development training	429	5 763	29 414	49	41	4	2	1	—	1	—	—	—	
611430	Professional, management development training	429	5 763	29 414	49	41	4	2	1	—	1	—	—	—	
6115	Technical & trade schools	2 096	19 296	83 113	106	50	19	19	6	5	6	1	—	—	
61151	Technical & trade schools	2 096	19 296	83 113	106	50	19	19	6	5	6	1	—	—	
611511	Cosmetology & barber schools	112	586	3 279	16	9	3	3	1	—	—	—	—	—	
611512	Flight training	609	4 658	20 878	25	10	2	7	2	2	2	—	—	—	
611519	Other technical & trade schools	1 283	13 501	56 131	52	25	10	7	2	3	4	1	—	—	
6116	Other schools & instruction	2 563	9 902	43 632	311	172	61	44	26	7	1	—	—	—	
61161	Fine arts schools	600	1 929	8 338	92	53	18	16	4	1	—	—	—	—	
611610	Fine arts schools	600	1 929	8 338	92	53	18	16	4	1	—	—	—	—	
61162	Sports & recreation instruction	818	2 448	11 008	111	61	23	16	10	1	—	—	—	—	
611620	Sports & recreation instruction	818	2 448	11 008	111	61	23	16	10	1	—	—	—	—	
61169	All other schools & instruction	1 069	5 386	23 805	102	57	18	11	10	5	1	—	—	—	
611691	Exam preparation & tutoring	342	1 008	4 165	43	24	8	6	4	1	—	—	—	—	
611692	Automobile driving schools	103	695	3 013	14	10	2	1	—	1	—	—	—	—	
611699	All other miscellaneous schools & instruction	624	3 683	16 627	45	23	8	4	6	3	1	—	—	—	
6117	Educational support services	371	2 983	14 705	70	52	8	2	8	—	—	—	—	—	
61171	Educational support services	371	2 983	14 705	70	52	8	2	8	—	—	—	—	—	
611710	Educational support services	371	2 983	14 705	70	52	8	2	8	—	—	—	—	—	
<b>62</b>	<b>Health care and social assistance</b>	<b>132 511</b>	<b>1 121 697</b>	<b>4 859 719</b>	<b>7 462</b>	<b>3 826</b>	<b>1 665</b>	<b>1 041</b>	<b>602</b>	<b>150</b>	<b>121</b>	<b>28</b>	<b>13</b>	<b>16</b>	
621	Ambulatory health care services	52 440	559 597	2 548 738	5 707	3 211	1 334	717	320	74	37	9	4	1	
6211	Offices of physicians	18 841	269 865	1 301 709	2 433	1 447	486	299	165	23	11	1	1	—	
62111	Offices of physicians	18 841	269 865	1 301 709	2 433	1 447	486	299	165	23	11	1	1	—	
621111	Offices of physicians (exc mental health)	18 480	266 058	1 282 718	2 311	1 343	475	296	161	23	11	1	1	—	
621112	Offices of physicians, mental health	361	3 807	18 991	122	104	11	3	4	—	—	—	—	—	
6212	Offices of dentists	8 228	76 773	362 983	1 249	494	495	220	34	6	—	—	—	—	
62121	Offices of dentists	8 228	76 773	362 983	1 249	494	495	220	34	6	—	—	—	—	
621210	Offices of dentists	8 228	76 773	362 983	1 249	494	495	220	34	6	—	—	—	—	
6213	Offices of other health practitioners	5 318	35 115	155 616	1 346	1 021	221	79	20	2	3	—	—	—	
62131	Offices of chiropractors	1 696	9 910	43 206	545	443	82	16	3	—	1	—	—	—	
621310	Offices of chiropractors	1 696	9 910	43 206	545	443	82	16	3	—	1	—	—	—	
62132	Offices of optometrists	725	5 572	22 486	148	85	44	18	1	—	—	—	—	—	
621320	Offices of optometrists	725	5 572	22 486	148	85	44	18	1	—	—	—	—	—	
62133	Offices of other mental health practitioners	635	3 317	15 446	171	156	7	5	2	—	1	—	—	—	
621330	Offices of other mental health practitioners	635	3 317	15 446	171	156	7	5	2	—	1	—	—	—	
62134	Offices of PT, OT, speech therapy & audiology	1 399	9 894	44 062	242	149	54	31	6	1	1	—	—	—	
621340	Offices of PT, OT, speech therapy & audiology	1 399	9 894	44 062	242	149	54	31	6	1	1	—	—	—	
62139	Offices of all other health practitioners	863	6 422	30 416	240	188	34	9	8	1	—	—	—	—	
621391	Offices of podiatrists	324	2 720	13 337	77	55	17	3	2	—	—	—	—	—	
621399	Offices of all other misc health practitioners	539	3 702	17 079	163	133	17	6	6	1	—	—	—	—	
6214	Outpatient care centers	6 722	78 529	306 099	236	89	47	56	29	7	5	2	—	1	
62142	Outpatient mental health, substance abuse ctrs	(G)	(D)	(D)	64	34	11	10	4	2	2	1	—	—	
62149	Other outpatient care centers	5 365	67 558	259 982	154	43	32	44	25	5	3	1	—	1	
621492	Kidney dialysis centers	604	6 029	23 564	40	5	5	17	13	—	—	—	—	—	
621498	All other outpatient care centers	3 941	52 495	212 004	87	26	23	25	6	3	3	—	—	1	
6215	Medical & diagnostic laboratories	2 267	23 860	105 060	177	70	47	31	23	5	—	1	—	—	
62151	Medical & diagnostic laboratories	2 267	23 860	105 060	177	70	47	31	23	5	—	1	—	—	
621511	Medical laboratories	953	8 679	37 377	78	36	26	10	4	1	—	1	—	—	
621512	Diagnostic Imaging centers	1 314	15 181	67 683	99	34	21	21	19	4	—	—	—	—	
6216	Home health care services	7 202	41 235	178 773	177	65	15	17	38	27	11	3	1	—	
62161	Home health care services	7 202	41 235	178 773	177	65	15	17	38	27	11	3	1	—	
621610	Home health care services	7 202	41 235	178 773	177	65	15	17	38	27	11	3	1	—	

See footnotes at end of table.

**Table 6. Counties—Employees, Payroll, and Establishments by Industry: 2002—Con.**

[Excludes most government employees, railroad employees, and self-employed persons. Size class 1 to 4 includes establishments with payroll, but no employees, during mid-March pay period. (D) denotes figures withheld to avoid disclosing data for individual companies; the data are included in broader industry totals. Detailed industries with 100 or more employees are shown if industry was not a (D). For explanation of terms, abbreviations, and data reliability/comparability, see introductory text]

NAICS code	Industry	Number of employees for week including March 12	Payroll (\$1,000)		Total number of establishments	Number of establishments by employment-size class											
			First quarter	Annual		1 to 4	5 to 9	10 to 19	20 to 49	50 to 99	100 to 249	250 to 499	500 to 999	1,000 or more			
<b>62</b>	<b>MARICOPA—Con.</b>																
	<b>Health care and social assistance—Con.</b>																
621	Ambulatory health care services—Con.																
6219	Other ambulatory health care services . . . . .	3 862	34 220	138 498	89	25	23	15	11	4	7	2	2	—	—	—	—
62191	Ambulance services . . . . .	2 720	24 190	96 873	40	4	10	8	7	3	5	1	2	—	—	—	—
621910	Ambulance services . . . . .	2 720	24 190	96 873	40	4	10	8	7	3	5	1	2	—	—	—	—
62199	All other ambulatory health care services . . . . .	1 142	10 030	41 625	49	21	13	7	4	1	2	1	—	—	—	—	—
621991	Blood & organ banks . . . . .	913	7 740	32 445	15	4	3	2	3	—	2	1	—	—	—	—	—
621999	All oth misc ambulatory health care services . . . . .	229	2 290	9 180	34	17	10	5	1	1	—	—	—	—	—	—	—
622	Hospitals . . . . .	41 580	372 648	1 527 367	50	8	1	—	4	3	5	6	8	15	—	—	—
6221	General medical & surgical hospitals . . . . .	38 651	349 628	1 428 142	37	5	1	—	4	—	2	4	6	15	—	—	—
62211	General medical & surgical hospitals . . . . .	38 651	349 628	1 428 142	37	5	1	—	4	—	2	4	6	15	—	—	—
622110	General medical & surgical hospitals . . . . .	38 651	349 628	1 428 142	37	5	1	—	4	—	2	4	6	15	—	—	—
6222	Psychiatric & substance abuse hospitals . . . . .	1 779	14 060	60 667	5	1	—	—	—	—	2	—	2	—	—	—	—
62221	Psychiatric & substance abuse hospitals . . . . .	1 779	14 060	60 667	5	1	—	—	—	—	2	—	2	—	—	—	—
622210	Psychiatric & substance abuse hospitals . . . . .	1 779	14 060	60 667	5	1	—	—	—	—	2	—	2	—	—	—	—
6223	Other specialty hospitals . . . . .	1 150	8 960	38 558	8	2	—	—	—	3	1	2	—	—	—	—	—
62231	Other specialty hospitals . . . . .	1 150	8 960	38 558	8	2	—	—	—	3	1	2	—	—	—	—	—
622310	Other specialty hospitals . . . . .	1 150	8 960	38 558	8	2	—	—	—	3	1	2	—	—	—	—	—
623	Nursing & residential care facilities . . . . .	21 453	112 595	456 659	606	177	145	104	69	39	60	11	1	—	—	—	—
6231	Nursing care facilities . . . . .	8 151	46 125	184 608	83	13	—	9	9	9	40	3	—	—	—	—	—
62311	Nursing care facilities . . . . .	8 151	46 125	184 608	83	13	—	9	9	9	40	3	—	—	—	—	—
623110	Nursing care facilities . . . . .	8 151	46 125	184 608	83	13	—	9	9	9	40	3	—	—	—	—	—
6232	Residential mental retardation, health facil . . . . .	3 720	21 071	82 992	179	34	72	50	15	1	4	3	—	—	—	—	—
62321	Residential mental retardation facilities . . . . .	2 722	13 406	54 563	135	24	61	37	7	—	4	2	—	—	—	—	—
623210	Residential mental retardation facilities . . . . .	2 722	13 406	54 563	135	24	61	37	7	—	4	2	—	—	—	—	—
62322	Residential mental health, subst abuse facil . . . . .	998	7 665	28 429	44	10	11	13	8	1	—	1	—	—	—	—	—
623220	Residential mental health, subst abuse facil . . . . .	998	7 665	28 429	44	10	11	13	8	1	—	1	—	—	—	—	—
6233	Community care facilities for the elderly . . . . .	7 353	34 035	140 434	250	105	44	24	38	22	11	5	1	—	—	—	—
62331	Community care facilities for the elderly . . . . .	7 353	34 035	140 434	250	105	44	24	38	22	11	5	1	—	—	—	—
623311	Continuing care retirement communities . . . . .	4 311	21 381	88 383	50	11	—	7	12	6	8	5	1	—	—	—	—
623312	Homes for the elderly . . . . .	3 042	12 654	52 051	200	94	44	17	26	16	3	—	—	—	—	—	—
6239	Other residential care facilities . . . . .	2 229	11 364	48 625	94	25	29	21	7	7	5	—	—	—	—	—	—
62399	Other residential care facilities . . . . .	2 229	11 364	48 625	94	25	29	21	7	7	5	—	—	—	—	—	—
623990	Other residential care facilities . . . . .	2 229	11 364	48 625	94	25	29	21	7	7	5	—	—	—	—	—	—
624	Social assistance . . . . .	17 038	76 857	326 955	1 099	430	185	220	209	34	19	2	—	—	—	—	—
6241	Individual & family services . . . . .	7 515	40 705	171 203	471	227	89	63	59	19	12	2	—	—	—	—	—
62411	Child & youth services . . . . .	1 984	11 509	47 664	86	30	18	15	15	4	3	1	—	—	—	—	—
624110	Child & youth services . . . . .	1 984	11 509	47 664	86	30	18	15	15	4	3	1	—	—	—	—	—
62412	Services for elderly & disabled persons . . . . .	2 403	10 641	44 161	133	57	23	17	7	6	—	—	—	—	—	—	—
624120	Services for elderly & disabled persons . . . . .	2 403	10 641	44 161	133	57	23	17	7	6	—	—	—	—	—	—	—
62419	Other individual & family services . . . . .	3 128	18 555	79 378	252	140	48	25	27	8	3	1	—	—	—	—	—
624190	Other individual & family services . . . . .	3 128	18 555	79 378	252	140	48	25	27	8	3	1	—	—	—	—	—
6242	Community, emergency & other relief services . . . . .	1 739	9 704	41 835	81	18	25	12	18	4	4	—	—	—	—	—	—
62421	Community food services (E) . . . . .	(D)	(D)	(D)	28	10	10	3	4	1	—	—	—	—	—	—	—
62422	Community housing services . . . . .	1 273	6 776	29 636	52	8	15	9	14	3	3	—	—	—	—	—	—
624221	Temporary shelters . . . . .	881	4 081	17 396	33	4	8	7	9	3	2	—	—	—	—	—	—
624229	Other community housing services . . . . .	392	2 695	12 240	19	4	7	2	5	—	1	—	—	—	—	—	—
62423	Emergency & other relief services (C) . . . . .	(D)	(D)	(D)	1	—	—	—	—	—	1	—	—	—	—	—	—
6243	Vocational rehabilitation services . . . . .	1 027	5 464	24 856	58	26	10	10	6	4	2	—	—	—	—	—	—
62431	Vocational rehabilitation services . . . . .	1 027	5 464	24 856	58	26	10	10	6	4	2	—	—	—	—	—	—
624310	Vocational rehabilitation services . . . . .	1 027	5 464	24 856	58	26	10	10	6	4	2	—	—	—	—	—	—
6244	Child day care services . . . . .	6 757	20 984	89 061	489	159	61	135	126	7	1	—	—	—	—	—	—
62441	Child day care services . . . . .	6 757	20 984	89 061	489	159	61	135	126	7	1	—	—	—	—	—	—
624410	Child day care services . . . . .	6 757	20 984	89 061	489	159	61	135	126	7	1	—	—	—	—	—	—
<b>71</b>	<b>Arts, entertainment &amp; recreation . . . . .</b>	<b>24 338</b>	<b>162 232</b>	<b>736 873</b>	<b>896</b>	<b>415</b>	<b>113</b>	<b>98</b>	<b>137</b>	<b>81</b>	<b>40</b>	<b>8</b>	<b>3</b>	<b>1</b>			
711	Performing arts, spectator sports & related industries . . . . .	5 091	85 827	424 111	320	224	38	22	17	6	8	4	1	—	—	—	—
7111	Performing arts companies . . . . .	1 284	6 315	23 851	75	46	8	8	5	3	3	—	—	—	—	—	—
71111	Theater companies & dinner theaters . . . . .	781	2 617	10 951	33	16	4	5	3	2	—	—	—	—	—	—	—
711110	Theater companies & dinner theaters . . . . .	781	2 617	10 951	33	16	4	5	3	2	—	—	—	—	—	—	—
71113	Musical groups & artists (E) . . . . .	(D)	(D)	(D)	32	25	4	—	2	—	1	—	—	—	—	—	—
71119	Other performing arts companies (C) . . . . .	(D)	(D)	(D)	6	3	—	—	—	—	1	—	—	—	—	—	—
7112	Spectator sports . . . . .	1 858	71 753	358 700	46	31	3	2	2	—	4	4	—	—	—	—	—
71121	Spectator sports . . . . .	1 858	71 753	358 700	46	31	3	2	2	—	4	4	—	—	—	—	—
711212	Racetracks . . . . .	902	4 107	13 316	8	2	1	1	—	—	2	2	—	—	—	—	—
7113	Promoters of entertainment events . . . . .	1 509	4 642	26 511	57	34	8	4	8	1	1	—	1	—	—	—	—
71131	Promoters of entertainment events with facility . . . . .	1 054	3 035	18 551	13	7	1	1	3	—	—	—	1	—	—	—	—
711310	Promoters of entertainment events with facility . . . . .	1 054	3 035	18 551	13	7	1	1	3	—	—	—	1	—	—	—	—
71132	Promoters of entertainment events without facility . . . . .	455	1 607	7 960	44	27	7	3	5	1	1	—	—	—	—	—	—
711320	Promoters of entertainment events without facility . . . . .	455	1 607	7 960	44	27	7	3	5	1	1	—	—	—	—	—	—
7114	Agents, managers for artists & other public figures . . . . .	113	997	4 231	29	22	5	1	1	—	—	—	—	—	—	—	—
71141	Agents, managers for artists & other public figures . . . . .	113	997	4 231	29	22	5	1	1	—	—	—	—	—	—	—	—
711410	Agents, managers for artists & other public figures . . . . .	113	997	4 231	29	22	5	1	1	—	—	—	—	—	—	—	—
7115	Independent artists, writers & performers . . . . .	327	2 120	10 818	113	91	14	7									

**Table 6. Counties—Employees, Payroll, and Establishments by Industry: 2002—Con.**

[Excludes most government employees, railroad employees, and self-employed persons. Size class 1 to 4 includes establishments with payroll, but no employees, during mid-March pay period. (D) denotes figures withheld to avoid disclosing data for individual companies; the data are included in broader industry totals. Detailed industries with 100 or more employees are shown if industry was not a (D). For explanation of terms, abbreviations, and data reliability/comparability, see introductory text]

NAICS code	Industry	Number of employees for week including March 12	Payroll (\$1,000)		Total number of establishments	Number of establishments by employment-size class								
			First quarter	Annual		1 to 4	5 to 9	10 to 19	20 to 49	50 to 99	100 to 249	250 to 499	500 to 999	1,000 or more
<b>MARICOPA—Con.</b>														
<b>71</b>	<b>Arts, entertainment &amp; recreation—Con.</b>													
712	Museums, historical sites & like institutions . . . . .	902	5 106	21 258	40	21	9	3	2	2	2	1	—	—
7121	Museums, historical sites & like institutions . . . . .	902	5 106	21 258	40	21	9	3	2	2	2	1	—	—
71211	Museums . . . . .	447	2 742	10 623	28	15	7	2	1	1	2	—	—	—
712110	Museums . . . . .	447	2 742	10 623	28	15	7	2	1	1	2	—	—	—
71213	Zoos & botanical gardens . . . . .	(E)	(D)	(D)	5	2	—	1	—	1	—	1	—	—
713	Amusement, gambling & recreation industries . . . . .	18 345	71 299	291 504	536	170	66	73	118	73	30	3	2	1
7131	Amusement parks & arcades . . . . .	(F)	(D)	(D)	24	8	5	4	3	2	1	1	—	—
71311	Amusement & theme parks . . . . .	(E)	(D)	(D)	7	3	1	1	1	—	—	1	—	—
71312	Amusement arcades . . . . .	(E)	(D)	(D)	17	5	4	3	2	2	1	—	—	—
7132	Gambling industries . . . . .	(H)	(D)	(D)	14	6	3	1	1	—	—	—	2	1
71321	Casinos (except hotel casinos) . . . . .	(G)	(D)	(D)	2	—	—	—	—	—	—	—	1	1
71329	Other gambling industries . . . . .	(F)	(D)	(D)	12	6	3	1	1	—	—	—	1	—
7139	Other amusement & recreation industries . . . . .	14 767	52 580	213 188	498	156	58	68	114	71	29	2	—	—
71391	Golf courses & country clubs . . . . .	6 629	29 040	114 381	123	11	3	15	47	29	18	—	—	—
713910	Golf courses & country clubs . . . . .	6 629	29 040	114 381	123	11	3	15	47	29	18	—	—	—
71393	Marinas . . . . .	(C)	(D)	(D)	6	—	1	3	1	1	—	—	—	—
71394	Fitness & recreational sports centers . . . . .	5 620	14 799	59 066	225	83	34	26	35	36	10	1	—	—
713940	Fitness & recreational sports centers . . . . .	5 620	14 799	59 066	225	83	34	26	35	36	10	1	—	—
71395	Bowling centers . . . . .	681	2 129	8 989	27	—	1	8	17	1	—	—	—	—
713950	Bowling centers . . . . .	681	2 129	8 989	27	—	1	8	17	1	—	—	—	—
71399	All other amusement & recreation industries . . . . .	1 699	5 866	27 860	116	61	19	16	14	4	1	1	—	—
713990	All other amusement & recreation industries . . . . .	1 699	5 866	27 860	116	61	19	16	14	4	1	1	—	—
<b>72</b>	<b>Accommodation &amp; food services . . . . .</b>	<b>127 187</b>	<b>422 162</b>	<b>1 676 490</b>	<b>5 605</b>	<b>1 496</b>	<b>894</b>	<b>1 194</b>	<b>1 468</b>	<b>399</b>	<b>126</b>	<b>19</b>	<b>7</b>	<b>2</b>
721	Accommodation . . . . .	21 889	118 703	459 090	424	117	39	83	120	17	28	12	6	2
7211	Traveler accommodation . . . . .	21 617	117 781	455 008	375	85	30	80	115	17	28	12	6	2
72111	Hotels (exc casino hotels) & motels . . . . .	21 565	117 487	454 105	358	70	29	80	114	17	28	12	6	2
721110	Hotels (exc casino hotels) & motels . . . . .	21 565	117 487	454 105	358	70	29	80	114	17	28	12	6	2
7212	RV parks & recreational camps . . . . .	267	890	3 979	46	29	9	3	5	—	—	—	—	—
72121	RV parks & recreational camps . . . . .	267	890	3 979	46	29	9	3	5	—	—	—	—	—
721211	RV parks & campgrounds . . . . .	230	780	3 568	38	24	7	2	5	—	—	—	—	—
722	Food services & drinking places . . . . .	105 298	303 459	1 217 400	5 181	1 379	855	1 111	1 348	382	98	7	1	—
7221	Full-service restaurants . . . . .	53 119	163 414	644 423	1 857	457	240	317	469	288	84	2	—	—
72211	Full-service restaurants . . . . .	53 119	163 414	644 423	1 857	457	240	317	469	288	84	2	—	—
722110	Full-service restaurants . . . . .	53 119	163 414	644 423	1 857	457	240	317	469	288	84	2	—	—
7222	Limited-service eating places . . . . .	42 266	111 500	456 216	2 591	625	418	685	785	67	7	4	—	—
72221	Limited-service eating places . . . . .	42 266	111 500	456 216	2 591	625	418	685	785	67	7	4	—	—
722211	Limited-service restaurants . . . . .	37 119	97 185	398 593	2 182	502	325	566	723	57	5	4	—	—
722212	Cafeterias . . . . .	883	3 007	11 260	58	22	12	9	12	3	—	—	—	—
722213	Snack & nonalcoholic beverage bars . . . . .	4 264	11 308	46 363	351	101	81	110	50	7	2	—	—	—
7223	Special food services . . . . .	5 952	19 183	78 103	328	99	94	63	47	17	6	1	1	—
72231	Food service contractors . . . . .	4 897	16 304	66 008	239	64	65	56	33	14	5	1	1	—
722310	Food service contractors . . . . .	4 897	16 304	66 008	239	64	65	56	33	14	5	1	1	—
72232	Caterers . . . . .	929	2 509	10 210	66	24	20	5	13	3	1	—	—	—
722320	Caterers . . . . .	929	2 509	10 210	66	24	20	5	13	3	1	—	—	—
72233	Mobile food services . . . . .	126	370	1 885	23	11	9	2	1	—	—	—	—	—
722330	Mobile food services . . . . .	126	370	1 885	23	11	9	2	1	—	—	—	—	—
7224	Drinking places (alcoholic beverages) . . . . .	3 961	9 362	38 658	405	198	103	46	47	10	1	—	—	—
72241	Drinking places (alcoholic beverages) . . . . .	3 961	9 362	38 658	405	198	103	46	47	10	1	—	—	—
722410	Drinking places (alcoholic beverages) . . . . .	3 961	9 362	38 658	405	198	103	46	47	10	1	—	—	—
<b>81</b>	<b>Other services (except public administration) . . . . .</b>	<b>52 993</b>	<b>289 264</b>	<b>1 211 025</b>	<b>6 199</b>	<b>3 498</b>	<b>1 343</b>	<b>838</b>	<b>387</b>	<b>87</b>	<b>39</b>	<b>6</b>	<b>—</b>	<b>1</b>
811	Repair & maintenance . . . . .	18 135	123 287	510 059	2 418	1 412	568	285	122	24	5	1	—	1
8111	Automotive repair & maintenance . . . . .	13 148	82 300	344 391	1 680	939	431	210	80	16	2	1	—	1
81111	Automotive mechanical & electrical R&M . . . . .	5 088	37 043	153 182	993	589	274	113	14	2	1	—	—	—
811111	General automotive repair . . . . .	4 020	29 813	123 649	788	477	203	94	12	1	1	—	—	—
811112	Automotive exhaust system repair . . . . .	119	587	2 587	32	24	8	—	—	—	—	—	—	—
811113	Automotive transmission repair . . . . .	364	2 785	10 834	66	30	27	7	2	—	—	—	—	—
811118	Other automotive mechanical & electrical R&M . . . . .	585	3 858	16 112	107	58	36	12	—	1	—	—	—	—
81112	Automotive body, paint, interior & glass repair . . . . .	4 914	33 335	141 705	411	215	96	57	37	5	—	—	—	1
811121	Automotive body, paint & interior R&M . . . . .	3 974	26 397	111 167	291	143	71	47	27	2	—	—	—	—
811122	Automotive glass replacement shops . . . . .	940	6 938	30 538	120	72	25	10	10	3	—	—	—	—
81119	Other automotive R&M . . . . .	3 146	11 922	49 504	276	135	61	40	29	9	1	1	—	—
811191	Automotive oil change & lubrication shops . . . . .	400	1 768	7 086	67	26	30	10	1	—	—	—	—	—
811192	Car washes . . . . .	1 832	5 846	25 539	157	82	27	22	16	9	1	—	—	—
811198	All other automotive R&M . . . . .	914	4 308	16 879	52	27	4	8	12	—	—	1	—	—
8112	Electronic & precision equipment R&M . . . . .	1 134	10 984	43 385	160	96	31	20	9	4	—	—	—	—
81121	Electronic & precision equipment R&M . . . . .	1 134	10 984	43 385	160	96	31	20	9	4	—	—	—	—
811211	Consumer electronics R&M . . . . .	251	1 874	6 575	38	21	10	5	1	1	—	—	—	—
811212	Computer & office machine R&M . . . . .	471	5 590	21 552	70	44	12	9	3	2	—	—	—	—
811213	Communication equipment R&M . . . . .	148	1 102	4 714	21	11	6	2	2	—	—	—	—	—
811219	Other electronic & precision equipment R&M . . . . .	264	2 418	10 544	31	20	3	4	3	1	—	—	—	—
8113	Commercial equipment (exc auto & elec) R&M . . . . .	2 045	18 585	73 503	241	133	50	33	21	3	1	—	—	—
81131	Commercial equipment (exc auto & elec) R&M . . . . .	2 045	18 585	73 503	241	133	50	33	21	3	1	—	—	—
811310	Commercial equipment (exc auto & elec) R&M . . . . .	2 045	18 585	73 503	241	133	50	33	21	3	1	—	—	—

See footnotes at end of table.

**Table 6. Counties—Employees, Payroll, and Establishments by Industry: 2002—Con.**

[Excludes most government employees, railroad employees, and self-employed persons. Size class 1 to 4 includes establishments with payroll, but no employees, during mid-March pay period. (D) denotes figures withheld to avoid disclosing data for individual companies; the data are included in broader industry totals. Detailed industries with 100 or more employees are shown if industry was not a (D). For explanation of terms, abbreviations, and data reliability/comparability, see introductory text]

NAICS code	Industry	Number of employees for week including March 12	Payroll (\$1,000)		Total number of establishments	Number of establishments by employment-size class								
			First quarter	Annual		1 to 4	5 to 9	10 to 19	20 to 49	50 to 99	100 to 249	250 to 499	500 to 999	1,000 or more
<b>MARICOPA—Con.</b>														
<b>81</b>	<b>Other services (except public administration)—Con.</b>													
811	Repair & maintenance—Con.													
8114	Personal & household goods R&M	1 808	11 418	48 780	337	244	56	22	12	1	2	—	—	—
81141	Home, garden equipment & appliance R&M	867	6 511	28 241	102	62	23	10	5	—	2	—	—	—
811411	Home & garden equipment R&M	125	912	3 827	26	17	4	5	—	—	—	—	—	—
811412	Appliance repair & maintenance	742	5 599	24 414	76	45	19	5	—	2	—	—	—	—
81142	Reupholstery & furniture repair	368	1 937	8 157	74	53	14	3	3	1	—	—	—	—
811420	Reupholstery & furniture repair	368	1 937	8 157	74	53	14	3	3	1	—	—	—	—
81149	Other personal & household goods R&M	549	2 885	12 096	145	113	19	9	4	—	—	—	—	—
811490	Other personal & household goods R&M	549	2 885	12 096	145	113	19	9	4	—	—	—	—	—
812	Personal & laundry services	14 465	62 857	271 298	1 955	1 119	421	289	100	14	9	3	—	—
8121	Personal care services	6 512	25 113	114 907	1 041	583	253	160	40	4	—	1	—	—
81211	Hair, nail & skin care services	5 576	22 152	89 919	905	500	222	142	37	4	—	—	—	—
812111	Barber shops	126	560	2 207	40	31	7	2	—	—	—	—	—	—
812112	Beauty salons	5 210	20 869	84 365	781	398	207	136	36	4	—	—	—	—
812113	Nail salons	240	723	3 347	84	71	8	4	1	—	—	—	—	—
81219	Other personal care services	936	2 961	24 988	136	83	31	18	3	—	—	1	—	—
812191	Diet & weight reducing centers	486	1 576	8 649	28	13	6	7	1	—	—	1	—	—
812199	Other personal care services	450	1 385	16 339	108	70	25	11	2	—	—	—	—	—
8122	Death care services	1 060	6 085	24 372	93	35	24	20	12	2	—	—	—	—
81221	Funeral homes	618	4 021	15 553	71	27	22	17	5	—	—	—	—	—
812210	Funeral homes	618	4 021	15 553	71	27	22	17	5	—	—	—	—	—
81222	Cemeteries & crematories	442	2 064	8 819	22	8	2	3	7	2	—	—	—	—
812220	Cemeteries & crematories	442	2 064	8 819	22	8	2	3	7	2	—	—	—	—
8123	Drycleaning & laundry services	4 108	19 759	78 920	371	183	79	63	32	7	7	—	—	—
81231	Coin-operated laundries & drycleaners	515	1 908	8 341	93	64	17	7	4	1	—	—	—	—
812310	Coin-operated laundries & drycleaners	515	1 908	8 341	93	64	17	7	4	1	—	—	—	—
81232	Drycleaning & laundry services (exc coin-op)	2 089	7 662	30 387	255	117	58	56	23	1	—	—	—	—
812320	Drycleaning & laundry services (exc coin-op)	2 089	7 662	30 387	255	117	58	56	23	1	—	—	—	—
81233	Linen & uniform supply	1 504	10 189	40 192	23	2	4	—	5	5	7	—	—	—
812331	Linen supply	683	4 596	18 184	9	1	2	—	1	1	4	—	—	—
812332	Industrial launderers	821	5 593	22 008	14	1	2	—	4	4	3	—	—	—
8129	Other personal services	2 785	11 900	53 099	450	318	65	46	16	1	2	2	—	—
81291	Pet care (except veterinary) services	388	1 461	6 806	98	71	18	7	2	—	—	—	—	—
812910	Pet care (except veterinary) services	388	1 461	6 806	98	71	18	7	2	—	—	—	—	—
81292	Photofinishing	390	3 151	14 052	53	38	8	3	3	—	1	—	—	—
812921	Photofinishing laboratories (except one-hour)	322	2 819	12 567	40	30	4	2	3	—	1	—	—	—
81293	Parking lots & garages	779	2 933	11 781	97	55	18	15	7	1	1	—	—	—
812930	Parking lots & garages	779	2 933	11 781	97	55	18	15	7	1	1	—	—	—
81299	All other personal services	1 228	4 355	20 460	202	154	21	21	4	—	—	2	—	—
812990	All other personal services	1 228	4 355	20 460	202	154	21	21	4	—	—	2	—	—
<b>813</b>	<b>Religious, grantmaking, civic, prof &amp; like organizations</b>	<b>20 393</b>	<b>103 120</b>	<b>429 668</b>	<b>1 826</b>	<b>967</b>	<b>354</b>	<b>264</b>	<b>165</b>	<b>49</b>	<b>25</b>	<b>2</b>	<b>—</b>	<b>—</b>
8131	Religious organizations	11 916	45 649	187 281	1 017	512	213	150	97	28	16	1	—	—
81311	Religious organizations	11 916	45 649	187 281	1 017	512	213	150	97	28	16	1	—	—
813110	Religious organizations	11 916	45 649	187 281	1 017	512	213	150	97	28	16	1	—	—
8132	Grantmaking & giving services	1 346	11 561	48 659	130	81	19	14	8	6	2	—	—	—
81321	Grantmaking & giving services	1 346	11 561	48 659	130	81	19	14	8	6	2	—	—	—
813211	Grantmaking foundations	494	5 086	21 924	65	50	5	3	4	3	—	—	—	—
813212	Voluntary health organizations	669	5 063	20 694	49	25	9	9	2	2	2	—	—	—
813219	Other grantmaking & giving services	183	1 412	6 041	16	6	5	2	2	1	—	—	—	—
8133	Social advocacy organizations	1 094	6 963	31 987	77	46	14	9	5	1	1	1	—	—
81331	Social advocacy organizations	1 094	6 963	31 987	77	46	14	9	5	1	1	1	—	—
813311	Human rights organizations	124	1 074	4 918	16	6	5	4	1	—	—	—	—	—
813312	Environment & wildlife organizations	269	1 878	8 027	17	3	4	—	—	1	—	—	—	—
813319	Other social advocacy organizations	701	4 011	19 042	36	23	6	4	1	—	1	—	—	—
8134	Civic & social organizations	1 781	8 068	33 346	171	75	41	34	16	3	2	—	—	—
81341	Civic & social organizations	1 781	8 068	33 346	171	75	41	34	16	3	2	—	—	—
813410	Civic & social organizations	1 781	8 068	33 346	171	75	41	34	16	3	2	—	—	—
8139	Business, labor, political, like organizations	4 256	30 879	128 395	431	253	67	57	39	11	4	—	—	—
81391	Business associations	723	7 681	30 217	105	65	18	15	7	—	—	—	—	—
813910	Business associations	723	7 681	30 217	105	65	18	15	7	—	—	—	—	—
81392	Professional organizations	671	7 125	31 903	69	42	8	12	4	2	1	—	—	—
813920	Professional organizations	671	7 125	31 903	69	42	8	12	4	2	1	—	—	—
81393	Labor unions & similar labor organizations	783	4 417	18 074	86	40	22	12	11	1	—	—	—	—
813930	Labor unions & similar labor organizations	783	4 417	18 074	86	40	22	12	11	1	—	—	—	—
81399	Oth similar organizations (exc business, prof, labor, pol)	2 030	11 321	46 255	152	90	17	17	17	8	3	—	—	—
813990	Oth similar organizations (exc business, prof, labor, pol)	2 030	11 321	46 255	152	90	17	17	17	8	3	—	—	—
<b>95</b>	<b>Auxiliaries (exc corporate, subsidiary &amp; regional mgt)</b>	<b>14 112</b>	<b>147 161</b>	<b>580 341</b>	<b>161</b>	<b>50</b>	<b>21</b>	<b>30</b>	<b>19</b>	<b>13</b>	<b>8</b>	<b>12</b>	<b>6</b>	<b>2</b>
<b>99</b>	<b>Unclassified establishments</b>	<b>222</b>	<b>977</b>	<b>8 395</b>	<b>334</b>	<b>321</b>	<b>11</b>	<b>2</b>	<b>—</b>	<b>—</b>	<b>—</b>	<b>—</b>	<b>—</b>	<b>—</b>
<b>MOHAVE</b>														
	<b>Total</b>	<b>38 200</b>	<b>210 580</b>	<b>900 748</b>	<b>3 695</b>	<b>2 032</b>	<b>773</b>	<b>499</b>	<b>274</b>	<b>80</b>	<b>26</b>	<b>6</b>	<b>4</b>	<b>1</b>
<b>11</b>	<b>Forestry, fishing, hunting, and agriculture support</b>	<b>(A)</b>	<b>(D)</b>	<b>(D)</b>	<b>3</b>	<b>2</b>	<b>1</b>	<b>—</b>	<b>—</b>	<b>—</b>	<b>—</b>	<b>—</b>	<b>—</b>	<b>—</b>
<b>21</b>	<b>Mining</b>	<b>(C)</b>	<b>(D)</b>	<b>(D)</b>	<b>10</b>	<b>5</b>	<b>2</b>	<b>2</b>	<b>—</b>	<b>1</b>	<b>—</b>	<b>—</b>	<b>—</b>	<b>—</b>

See footnotes at end of table.

**Table 6. Counties—Employees, Payroll, and Establishments by Industry: 2002—Con.**

[Excludes most government employees, railroad employees, and self-employed persons. Size class 1 to 4 includes establishments with payroll, but no employees, during mid-March pay period. (D) denotes figures withheld to avoid disclosing data for individual companies; the data are included in broader industry totals. Detailed industries with 100 or more employees are shown if industry was not a (D). For explanation of terms, abbreviations, and data reliability/comparability, see introductory text]

NAICS code	Industry	Number of employees for week including March 12	Payroll (\$1,000)		Total number of establishments	Number of establishments by employment-size class								
			First quarter	Annual		1 to 4	5 to 9	10 to 19	20 to 49	50 to 99	100 to 249	250 to 499	500 to 999	1,000 or more
<b>MOHAVE—Con.</b>														
<b>22</b>	<b>Utilities</b>	<b>338</b>	<b>3 928</b>	<b>15 633</b>	<b>30</b>	<b>13</b>	<b>5</b>	<b>4</b>	<b>8</b>	—	—	—	—	—
221	Utilities	338	3 928	15 633	30	13	5	4	8	—	—	—	—	—
2211	Elec pwr generation, transmsn & distribution	(C)	(D)	(D)	13	4	1	2	6	—	—	—	—	—
22112	Electric pwr transmsn, control & distribution	194	2 011	9 025	10	2	1	2	5	—	—	—	—	—
221122	Electric power distribution	194	2 011	9 025	10	2	1	2	5	—	—	—	—	—
<b>23</b>	<b>Construction</b>	<b>6 012</b>	<b>30 264</b>	<b>139 434</b>	<b>671</b>	<b>412</b>	<b>121</b>	<b>86</b>	<b>45</b>	<b>4</b>	<b>1</b>	<b>1</b>	—	<b>1</b>
233	Building, developing & general contracting	1 259	6 378	32 517	203	140	31	23	8	—	—	1	—	—
2332	Residential building construction	(F)	(D)	(D)	170	122	25	17	6	—	—	—	—	—
23321	Single-family housing construction	753	4 202	20 403	168	120	25	17	6	—	—	—	—	—
233210	Single-family housing construction	753	4 202	20 403	168	120	25	17	6	—	—	—	—	—
2333	Nonresidential building construction	(E)	(D)	(D)	21	11	4	4	1	—	—	—	1	—
23332	Commercial & institutional bldg construction	431	1 690	9 851	20	10	4	4	1	—	—	—	1	—
233320	Commercial & institutional bldg construction	431	1 690	9 851	20	10	4	4	1	—	—	—	1	—
234	Heavy construction	325	2 562	10 334	30	17	3	3	7	—	—	—	—	—
2349	Other heavy construction	(C)	(D)	(D)	27	16	3	3	5	—	—	—	—	—
23491	Water, sewer & pipeline construction	177	1 213	4 990	16	9	1	2	4	—	—	—	—	—
234910	Water, sewer & pipeline construction	177	1 213	4 990	16	9	1	2	4	—	—	—	—	—
235	Special trade contractors	4 428	21 324	96 583	438	255	87	60	30	4	1	—	—	1
2351	Plumbing, heating & AC contractor	419	2 565	11 916	64	39	11	10	3	1	—	—	—	—
23511	Plumbing, heating & AC contractor	419	2 565	11 916	64	39	11	10	3	1	—	—	—	—
235110	Plumbing, heating & AC contractor	419	2 565	11 916	64	39	11	10	3	1	—	—	—	—
2352	Painting & wall covering contractors	144	598	2 666	40	31	5	4	—	—	—	—	—	—
23521	Painting & wall covering contractors	144	598	2 666	40	31	5	4	—	—	—	—	—	—
235210	Painting & wall covering contractors	144	598	2 666	40	31	5	4	—	—	—	—	—	—
2353	Electrical contractors	271	1 397	6 050	46	26	11	5	4	—	—	—	—	—
23531	Electrical contractors	271	1 397	6 050	46	26	11	5	4	—	—	—	—	—
235310	Electrical contractors	271	1 397	6 050	46	26	11	5	4	—	—	—	—	—
2354	Masonry, drywall, insulation, tile contractors	820	3 946	17 764	86	42	22	11	8	2	1	—	—	—
23541	Masonry & stone contractors	104	447	2 169	21	11	8	1	1	—	—	—	—	—
235410	Masonry & stone contractors	104	447	2 169	21	11	8	1	1	—	—	—	—	—
23542	Drywall, acoustical & insulation contractors	652	3 208	14 702	49	19	12	9	6	2	1	—	—	—
235420	Drywall, acoustical & insulation contractors	652	3 208	14 702	49	19	12	9	6	2	1	—	—	—
2355	Carpentry & floor contractors	370	1 743	8 060	53	31	13	5	3	1	—	—	—	—
23551	Carpentry contractors	323	1 469	6 811	45	25	13	4	2	1	—	—	—	—
235510	Carpentry contractors	323	1 469	6 811	45	25	13	4	2	1	—	—	—	—
2356	Roofing, siding, & sheet metal contractors	174	841	3 497	23	13	4	4	2	—	—	—	—	—
23561	Roofing, siding, & sheet metal contractors	174	841	3 497	23	13	4	4	2	—	—	—	—	—
235610	Roofing, siding, & sheet metal contractors	174	841	3 497	23	13	4	4	2	—	—	—	—	—
2357	Concrete contractors	1 902	8 621	39 353	54	24	10	12	7	—	—	—	—	1
23571	Concrete contractors	1 902	8 621	39 353	54	24	10	12	7	—	—	—	—	1
235710	Concrete contractors	1 902	8 621	39 353	54	24	10	12	7	—	—	—	—	1
2359	Other special trade contractors	314	1 534	6 980	68	47	9	9	3	—	—	—	—	—
23599	All other special trade contractors	203	944	4 392	40	25	6	8	1	—	—	—	—	—
235990	All other special trade contractors	203	944	4 392	40	25	6	8	1	—	—	—	—	—
<b>31-33</b>	<b>Manufacturing</b>	<b>3 174</b>	<b>22 380</b>	<b>100 476</b>	<b>161</b>	<b>63</b>	<b>40</b>	<b>23</b>	<b>17</b>	<b>13</b>	<b>3</b>	<b>2</b>	—	—
323	Printing & related support activities	166	941	3 923	21	11	3	4	3	—	—	—	—	—
3231	Printing & related support activities	166	941	3 923	21	11	3	4	3	—	—	—	—	—
32311	Printing	(C)	(D)	(D)	20	10	3	4	3	—	—	—	—	—
326	Plastics & rubber products mfg	438	2 980	16 664	6	—	1	1	2	1	—	1	—	—
3261	Plastics product mfg	(E)	(D)	(D)	5	—	1	1	2	—	—	—	1	—
32619	Other plastics product mfg	(E)	(D)	(D)	3	—	—	—	1	—	—	—	1	—
327	Nonmetallic mineral product mfg	327	2 697	11 774	13	1	6	2	1	2	1	—	—	—
3273	Cement & concrete product mfg	(C)	(D)	(D)	7	1	4	—	—	1	1	—	—	—
32732	Ready-mix concrete mfg	178	1 406	6 342	5	1	2	—	—	1	1	—	—	—
327320	Ready-mix concrete mfg	178	1 406	6 342	5	1	2	—	—	1	1	—	—	—
331	Primary metal mfg	281	2 141	8 888	4	1	—	—	—	2	1	—	—	—
3311	Iron & steel mills & ferroalloy mfg	(C)	(D)	(D)	2	1	—	—	—	—	—	—	1	—
33111	Iron & steel mills & ferroalloy mfg	(C)	(D)	(D)	2	1	—	—	—	—	—	—	1	—
3312	Steel product mfg from purchased steel	(C)	(D)	(D)	2	—	—	—	—	—	2	—	—	—
33122	Rolling & drawing of purchased steel	(C)	(D)	(D)	2	—	—	—	—	—	2	—	—	—
332	Fabricated metal product mfg	314	2 617	10 934	28	11	5	9	2	1	—	—	—	—
3327	Mach shops, turn prod, screw, nut, bolt mfg	173	1 746	7 099	16	6	4	5	—	1	—	—	—	—
33271	Machine shops	(C)	(D)	(D)	15	6	3	5	—	1	—	—	—	—
335	Electrical equip, appliance & component mfg	(C)	(D)	(D)	1	—	—	—	—	—	1	—	—	—
3359	Other electrical equipment & component mfg	(C)	(D)	(D)	1	—	—	—	—	—	1	—	—	—
33592	Communication & energy wire & cable mfg	(C)	(D)	(D)	1	—	—	—	—	—	1	—	—	—
336	Transportation equipment mfg	(E)	(D)	(D)	18	5	4	3	4	2	—	—	—	—
3366	Ship & boat building	(C)	(D)	(D)	5	—	1	—	3	1	—	—	—	—
33661	Ship & boat building	(C)	(D)	(D)	5	—	1	—	3	1	—	—	—	—
337	Furniture & related product mfg	521	2 951	12 950	19	9	7	—	2	—	—	—	1	—
3371	HH & institutional furniture & kitchen cabinet mfg	(E)	(D)	(D)	17	9	7	—	—	—	—	—	1	—
33711	Wood kitchen cabinet & countertop mfg	445	2 487	11 257	15	7	7	—	—	—	—	—	1	—
337110	Wood kitchen cabinet & countertop mfg	445	2 487	11 257	15	7	7	—	—	—	—	—	1	—
339	Miscellaneous mfg	270	1 719	7 488	17	8	6	—	1	2	—	—	—	—
3391	Medical equipment & supplies mfg	200	1 380	5 887	8	4	2	—	—	2	—	—	—	—
33911	Medical equipment & supplies mfg	200	1 380	5 887	8	4	2	—	—	2	—	—	—	—

See footnotes at end of table.

**Table 6. Counties—Employees, Payroll, and Establishments by Industry: 2002—Con.**

[Excludes most government employees, railroad employees, and self-employed persons. Size class 1 to 4 includes establishments with payroll, but no employees, during mid-March pay period. (D) denotes figures withheld to avoid disclosing data for individual companies; the data are included in broader industry totals. Detailed industries with 100 or more employees are shown if industry was not a (D). For explanation of terms, abbreviations, and data reliability/comparability, see introductory text]

NAICS code	Industry	Number of employees for week including March 12	Payroll (\$1,000)		Total number of establishments	Number of establishments by employment-size class								
			First quarter	Annual		1 to 4	5 to 9	10 to 19	20 to 49	50 to 99	100 to 249	250 to 499	500 to 999	1,000 or more
<b>MOHAVE—Con.</b>														
<b>42</b>	<b>Wholesale trade</b> .....	<b>832</b>	<b>5 133</b>	<b>23 015</b>	<b>115</b>	<b>65</b>	<b>27</b>	<b>17</b>	<b>4</b>	<b>1</b>	<b>1</b>	—	—	—
421	Wholesale trade, durable goods .....	559	3 509	15 381	76	40	22	11	2	—	1	—	—	—
4217	Hardware, plumb & heating equip & sup whsle ..	215	1 492	6 197	15	5	6	3	—	—	1	—	—	—
42171	Hardware whsle .....	(C)	(D)	(D)	4	2	—	1	—	—	1	—	—	—
422	Wholesale trade, nondurable goods .....	273	1 624	7 634	39	25	5	6	2	1	—	—	—	—
<b>44-45</b>	<b>Retail trade</b> .....	<b>8 679</b>	<b>43 193</b>	<b>181 224</b>	<b>654</b>	<b>316</b>	<b>154</b>	<b>106</b>	<b>44</b>	<b>22</b>	<b>8</b>	<b>3</b>	<b>1</b>	—
441	Motor vehicle & parts dealers .....	1 483	9 830	43 912	115	40	32	24	13	5	1	—	—	—
4411	Automobile dealers .....	892	6 527	29 019	36	10	6	5	9	5	1	—	—	—
44111	New car dealers .....	695	4 947	21 928	16	2	1	2	5	5	1	—	—	—
441110	New car dealers .....	695	4 947	21 928	16	2	1	2	5	5	1	—	—	—
44112	Used car dealers .....	197	1 580	7 091	20	8	5	3	4	—	—	—	—	—
441120	Used car dealers .....	197	1 580	7 091	20	8	5	3	4	—	—	—	—	—
4412	Other motor vehicle dealers .....	208	1 174	5 533	30	14	9	5	2	—	—	—	—	—
44122	Motorcycle & boat & other MV dealers .....	137	846	4 049	20	11	6	1	2	—	—	—	—	—
4413	Automotive parts, accessories & tire stores .....	383	2 129	9 360	49	16	17	14	2	—	—	—	—	—
44131	Automotive parts, accessories & tire stores .....	225	1 137	4 962	31	12	10	8	1	—	—	—	—	—
441310	Automotive parts, accessories & tire stores .....	225	1 137	4 962	31	12	10	8	1	—	—	—	—	—
44132	Tire dealers .....	158	992	4 398	18	4	7	6	1	—	—	—	—	—
441320	Tire dealers .....	158	992	4 398	18	4	7	6	1	—	—	—	—	—
442	Furniture & home furnishing stores .....	372	1 949	8 273	53	33	7	7	6	—	—	—	—	—
4421	Furniture stores .....	186	898	3 899	26	17	1	5	3	—	—	—	—	—
44211	Furniture stores .....	186	898	3 899	26	17	1	5	3	—	—	—	—	—
442110	Furniture stores .....	186	898	3 899	26	17	1	5	3	—	—	—	—	—
4422	Home furnishings stores .....	186	1 051	4 374	27	16	6	2	3	—	—	—	—	—
44221	Floor covering stores .....	164	963	4 003	18	8	5	2	3	—	—	—	—	—
442210	Floor covering stores .....	164	963	4 003	18	8	5	2	3	—	—	—	—	—
443	Electronics & appliance stores .....	141	826	3 439	28	17	7	4	—	—	—	—	—	—
4431	Electronics & appliance stores .....	141	826	3 439	28	17	7	4	—	—	—	—	—	—
44311	Appliance, TV & all other electronics stores ..	131	798	3 322	22	11	7	4	—	—	—	—	—	—
444	Bldg material & garden equip & supp dealers .....	795	4 031	16 780	70	32	16	16	3	2	1	—	—	—
4441	Building material & supplies dealers .....	749	3 833	15 947	60	25	16	13	3	2	1	—	—	—
44411	Home centers .....	293	1 282	5 138	4	—	—	1	1	1	1	—	—	—
444110	Home centers .....	293	1 282	5 138	4	—	—	1	1	1	1	—	—	—
44413	Hardware stores .....	144	540	2 100	13	9	—	2	1	1	—	—	—	—
444130	Hardware stores .....	144	540	2 100	13	9	—	2	1	1	—	—	—	—
44419	Other building material dealers .....	295	1 908	8 310	39	14	14	10	1	—	—	—	—	—
444190	Other building material dealers .....	295	1 908	8 310	39	14	14	10	1	—	—	—	—	—
445	Food & beverage stores .....	1 991	10 303	39 755	66	34	13	5	—	8	5	1	—	—
4451	Grocery stores .....	1 909	10 016	38 562	43	17	8	4	—	8	5	1	—	—
44511	Grocery (except convenience) stores .....	1 822	9 798	37 593	24	5	3	2	—	8	5	1	—	—
445110	Grocery (except convenience) stores .....	1 822	9 798	37 593	24	5	3	2	—	8	5	1	—	—
446	Health & personal care stores .....	321	1 761	9 725	30	15	7	2	6	—	—	—	—	—
4461	Health & personal care stores .....	321	1 761	9 725	30	15	7	2	6	—	—	—	—	—
44611	Pharmacies & drug stores .....	211	1 276	7 635	10	3	2	—	5	—	—	—	—	—
446110	Pharmacies & drug stores .....	211	1 276	7 635	10	3	2	—	5	—	—	—	—	—
447	Gasoline stations .....	1 016	4 015	16 664	91	24	29	29	5	4	—	—	—	—
4471	Gasoline stations .....	1 016	4 015	16 664	91	24	29	29	5	4	—	—	—	—
44711	Gasoline stations with convenience stores ..	630	2 400	10 186	70	17	25	24	3	1	—	—	—	—
447110	Gasoline stations with convenience stores ..	630	2 400	10 186	70	17	25	24	3	1	—	—	—	—
44719	Other gasoline stations .....	386	1 615	6 478	21	7	4	5	2	3	—	—	—	—
447190	Other gasoline stations .....	386	1 615	6 478	21	7	4	5	2	3	—	—	—	—
448	Clothing & clothing accessories stores .....	256	900	3 709	46	27	14	3	2	—	—	—	—	—
4481	Clothing stores .....	183	556	2 033	24	12	7	3	2	—	—	—	—	—
44814	Family clothing stores .....	141	465	1 702	10	1	4	3	2	—	—	—	—	—
448140	Family clothing stores .....	141	465	1 702	10	1	4	3	2	—	—	—	—	—
451	Sporting goods, hobby, book & music stores .....	229	543	2 224	27	18	2	3	4	—	—	—	—	—
4511	Sporting goods, hobby, musical instrument stores .....	(C)	(D)	(D)	21	15	2	3	1	—	—	—	—	—
4512	Book, periodical & music stores .....	(C)	(D)	(D)	6	3	—	—	3	—	—	—	—	—
45122	Prerecorded tape, CD & record stores .....	(C)	(D)	(D)	4	1	—	—	3	—	—	—	—	—
452	General merchandise stores .....	1 604	7 035	28 074	19	2	5	3	2	3	1	2	1	—
4521	Department stores .....	(G)	(D)	(D)	8	—	—	2	—	2	1	2	1	—
45211	Department stores .....	(G)	(D)	(D)	8	—	—	2	—	2	1	2	1	—
4529	Other general merchandise stores .....	(C)	(D)	(D)	11	2	5	1	2	1	—	—	—	—
45299	All other general merchandise stores .....	(C)	(D)	(D)	11	2	5	1	2	1	—	—	—	—
453	Miscellaneous store retailers .....	390	1 473	6 502	87	59	17	8	3	—	—	—	—	—
4532	Office supplies, stationery & gift stores .....	164	570	2 525	27	14	8	2	3	—	—	—	—	—
45322	Gift, novelty & souvenir stores .....	105	324	1 378	19	9	7	2	1	—	—	—	—	—
453220	Gift, novelty & souvenir stores .....	105	324	1 378	19	9	7	2	1	—	—	—	—	—
4539	Other miscellaneous store retailers .....	128	586	2 759	39	29	8	2	—	—	—	—	—	—
<b>48-49</b>	<b>Transportation &amp; warehousing</b> .....	<b>894</b>	<b>7 672</b>	<b>31 892</b>	<b>107</b>	<b>67</b>	<b>20</b>	<b>11</b>	<b>5</b>	<b>3</b>	<b>1</b>	—	—	—
484	Truck transportation .....	459	4 346	17 781	55	36	10	6	1	1	1	—	—	—
4841	General freight trucking .....	364	3 898	15 718	33	20	8	3	—	1	1	—	—	—
48412	General freight trucking, long-distance .....	326	3 543	14 323	23	13	6	2	—	1	1	—	—	—
484121	General freight trucking, long-distance, TL ..	293	3 190	13 049	17	11	3	1	—	1	1	—	—	—
488	Transportation support activities .....	176	1 418	5 935	16	10	3	1	—	2	—	—	—	—

See footnotes at end of table.

**Table 6. Counties—Employees, Payroll, and Establishments by Industry: 2002—Con.**

[Excludes most government employees, railroad employees, and self-employed persons. Size class 1 to 4 includes establishments with payroll, but no employees, during mid-March pay period. (D) denotes figures withheld to avoid disclosing data for individual companies; the data are included in broader industry totals. Detailed industries with 100 or more employees are shown if industry was not a (D). For explanation of terms, abbreviations, and data reliability/comparability, see introductory text]

NAICS code	Industry	Number of employees for week including March 12	Payroll (\$1,000)		Total number of establishments	Number of establishments by employment-size class								
			First quarter	Annual		1 to 4	5 to 9	10 to 19	20 to 49	50 to 99	100 to 249	250 to 499	500 to 999	1,000 or more
<b>MOHAVE—Con.</b>														
<b>51</b>	<b>Information</b>	<b>980</b>	<b>7 925</b>	<b>30 304</b>	<b>61</b>	<b>27</b>	<b>9</b>	<b>11</b>	<b>10</b>	<b>3</b>	<b>1</b>	—	—	—
511	Publishing industries	284	1 744	6 850	17	8	4	1	2	2	—	—	—	—
5111	Newspaper, periodical, book, database publishers	(E)	(D)	(D)	15	7	3	1	2	2	—	—	—	—
51111	Newspaper publishers	236	1 507	5 715	6	2	—	—	2	2	—	—	—	—
511110	Newspaper publishers	236	1 507	5 715	6	2	—	—	2	2	—	—	—	—
513	Broadcasting & telecommunications	627	5 951	22 473	36	15	5	7	7	1	1	—	—	—
5133	Telecommunications	(E)	(D)	(D)	23	11	4	3	3	1	1	—	—	—
51331	Wired telecommunications carriers	(E)	(D)	(D)	15	7	1	2	3	1	1	—	—	—
<b>52</b>	<b>Finance &amp; insurance</b>	<b>1 216</b>	<b>9 196</b>	<b>37 851</b>	<b>182</b>	<b>110</b>	<b>37</b>	<b>22</b>	<b>10</b>	<b>3</b>	—	—	—	—
522	Credit intermediation & related activities	771	6 482	26 240	94	47	19	18	8	2	—	—	—	—
5221	Depository credit intermediation	538	4 058	16 289	42	7	12	15	7	1	—	—	—	—
52211	Commercial banking	467	3 512	14 080	34	6	8	13	6	1	—	—	—	—
522110	Commercial banking	467	3 512	14 080	34	6	8	13	6	1	—	—	—	—
5222	Nondepository credit intermediation	149	1 907	7 713	29	23	3	1	1	1	—	—	—	—
52229	Other nondepository credit intermediation	(C)	(D)	(D)	27	21	3	1	1	1	—	—	—	—
522292	Real estate credit	105	1 686	6 667	18	14	2	1	—	1	—	—	—	—
523	Security, commodity contracts & like activity	(C)	(D)	(D)	17	14	2	—	—	1	—	—	—	—
524	Insurance carriers & related activities	(E)	(D)	(D)	70	48	16	4	2	—	—	—	—	—
5242	Agencies & other insurance related activities	(C)	(D)	(D)	58	42	13	2	1	—	—	—	—	—
52421	Insurance agencies & brokerages	225	1 528	6 659	56	40	13	2	1	—	—	—	—	—
524210	Insurance agencies & brokerages	225	1 528	6 659	56	40	13	2	1	—	—	—	—	—
<b>53</b>	<b>Real estate &amp; rental &amp; leasing</b>	<b>715</b>	<b>3 574</b>	<b>16 721</b>	<b>198</b>	<b>150</b>	<b>29</b>	<b>15</b>	<b>4</b>	—	—	—	—	—
531	Real estate	496	2 432	11 075	157	130	16	7	4	—	—	—	—	—
5311	Lessors of real estate	159	696	2 808	49	41	6	1	1	—	—	—	—	—
5312	Offices of real estate agents & brokers	198	1 003	4 646	66	55	7	2	2	—	—	—	—	—
53121	Offices of real estate agents & brokers	198	1 003	4 646	66	55	7	2	2	—	—	—	—	—
531210	Offices of real estate agents & brokers	198	1 003	4 646	66	55	7	2	2	—	—	—	—	—
5313	Activities related to real estate	139	733	3 621	42	34	3	4	1	—	—	—	—	—
532	Rental & leasing services	(C)	(D)	(D)	40	19	13	8	—	—	—	—	—	—
5322	Consumer goods rental	135	483	2 146	25	12	9	4	—	—	—	—	—	—
<b>54</b>	<b>Professional, scientific &amp; technical services</b>	<b>1 104</b>	<b>5 826</b>	<b>24 175</b>	<b>205</b>	<b>141</b>	<b>37</b>	<b>18</b>	<b>7</b>	<b>1</b>	<b>1</b>	—	—	—
541	Professional, scientific & technical services	1 104	5 826	24 175	205	141	37	18	7	1	1	—	—	—
5411	Legal services	129	779	3 800	42	32	7	3	—	—	—	—	—	—
54111	Offices of lawyers	(C)	(D)	(D)	39	29	7	3	—	—	—	—	—	—
5412	Accounting, tax prep, bookkeep, payroll services	422	1 779	6 773	51	35	7	5	3	—	1	—	—	—
54121	Accounting, tax prep, bookkeep, payroll services	422	1 779	6 773	51	35	7	5	3	—	1	—	—	—
5413	Architectural, engineering & related services	146	1 046	4 529	39	28	10	—	1	—	—	—	—	—
5416	Management, sci & tech consulting services	138	704	2 753	22	16	2	2	1	1	—	—	—	—
54161	Management consulting services	(C)	(D)	(D)	20	14	2	2	1	1	—	—	—	—
541611	Admin & gen management consulting services	121	545	2 019	14	10	—	2	1	1	—	—	—	—
5419	Oth professional, scientific, technical services	199	859	3 840	30	13	9	6	2	—	—	—	—	—
54194	Veterinary services	161	676	3 089	16	1	8	5	2	—	—	—	—	—
541940	Veterinary services	161	676	3 089	16	1	8	5	2	—	—	—	—	—
<b>55</b>	<b>Management of companies &amp; enterprises</b>	<b>(C)</b>	<b>(D)</b>	<b>(D)</b>	<b>5</b>	<b>3</b>	<b>1</b>	—	—	—	<b>1</b>	—	—	—
551	Management of companies & enterprises	(C)	(D)	(D)	5	3	1	—	—	—	1	—	—	—
5511	Management of companies & enterprises	(C)	(D)	(D)	5	3	1	—	—	—	1	—	—	—
55111	Management of companies & enterprises	(C)	(D)	(D)	5	3	1	—	—	—	1	—	—	—
<b>56</b>	<b>Admin, support, waste mgt, remediation services</b>	<b>1 515</b>	<b>6 675</b>	<b>29 821</b>	<b>172</b>	<b>101</b>	<b>30</b>	<b>23</b>	<b>10</b>	<b>7</b>	<b>1</b>	—	—	—
561	Administrative & support services	1 351	5 567	24 964	156	98	24	18	8	7	1	—	—	—
5613	Employment services	459	1 626	8 111	13	4	2	—	1	5	1	—	—	—
56132	Temporary help services	457	1 616	7 972	10	1	2	—	1	5	1	—	—	—
561320	Temporary help services	457	1 616	7 972	10	1	2	—	1	5	1	—	—	—
5614	Business support services	126	814	3 469	20	13	3	3	1	—	—	—	—	—
5615	Travel arrangement & reservation services	106	526	2 536	12	9	2	—	—	1	—	—	—	—
5616	Investigation & security services	132	439	1 927	14	6	2	4	2	—	—	—	—	—
5617	Services to buildings & dwellings	416	1 589	6 548	77	51	13	9	4	—	—	—	—	—
56171	Exterminating & pest control services	124	625	2 605	16	9	3	1	3	—	—	—	—	—
561710	Exterminating & pest control services	124	625	2 605	16	9	3	1	3	—	—	—	—	—
56173	Landscaping services	164	583	2 390	29	18	7	3	1	—	—	—	—	—
561730	Landscaping services	164	583	2 390	29	18	7	3	1	—	—	—	—	—
562	Waste management & remediation services	164	1 108	4 857	16	3	6	5	2	—	—	—	—	—
<b>61</b>	<b>Educational services</b>	<b>368</b>	<b>2 246</b>	<b>9 458</b>	<b>18</b>	<b>6</b>	<b>3</b>	<b>4</b>	<b>3</b>	<b>1</b>	<b>1</b>	—	—	—
611	Educational services	368	2 246	9 458	18	6	3	4	3	1	1	—	—	—
6111	Elementary & secondary schools	343	2 117	9 233	14	4	2	3	3	1	1	—	—	—
61111	Elementary & secondary schools	343	2 117	9 233	14	4	2	3	3	1	1	—	—	—
611110	Elementary & secondary schools	343	2 117	9 233	14	4	2	3	3	1	1	—	—	—

See footnotes at end of table.

**Table 6. Counties—Employees, Payroll, and Establishments by Industry: 2002—Con.**

[Excludes most government employees, railroad employees, and self-employed persons. Size class 1 to 4 includes establishments with payroll, but no employees, during mid-March pay period. (D) denotes figures withheld to avoid disclosing data for individual companies; the data are included in broader industry totals. Detailed industries with 100 or more employees are shown if industry was not a (D). For explanation of terms, abbreviations, and data reliability/comparability, see introductory text]

NAICS code	Industry	Number of employees for week including March 12	Payroll (\$1,000)		Total number of establishments	Number of establishments by employment-size class									
			First quarter	Annual		1 to 4	5 to 9	10 to 19	20 to 49	50 to 99	100 to 249	250 to 499	500 to 999	1,000 or more	
<b>MOHAVE—Con.</b>															
<b>62</b>	<b>Health care and social assistance . . . . .</b>	<b>4 857</b>	<b>37 585</b>	<b>158 661</b>	<b>359</b>	<b>178</b>	<b>89</b>	<b>59</b>	<b>25</b>	<b>2</b>	<b>3</b>	—	<b>3</b>	—	
621	Ambulatory health care services . . . . .	1 853	16 166	75 103	279	144	78	41	15	—	1	—	—	—	
6211	Offices of physicians . . . . .	879	9 402	46 478	141	76	33	24	8	—	—	—	—	—	
62111	Offices of physicians . . . . .	879	9 402	46 478	141	76	33	24	8	—	—	—	—	—	
621111	Offices of physicians (exc mental health) . . . . .	869	9 350	46 217	135	70	33	24	8	—	—	—	—	—	
6212	Offices of dentists . . . . .	284	1 962	8 720	47	15	25	6	1	—	—	—	—	—	
62121	Offices of dentists . . . . .	284	1 962	8 720	47	15	25	6	1	—	—	—	—	—	
621210	Offices of dentists . . . . .	284	1 962	8 720	47	15	25	6	1	—	—	—	—	—	
6213	Offices of other health practitioners . . . . .	201	1 236	5 040	47	31	12	3	1	—	—	—	—	—	
6214	Outpatient care centers . . . . .	246	1 878	7 459	19	6	3	7	3	—	—	—	—	—	
62142	Outpatient mental health, substance abuse ctrs . . . . .	164	1 175	4 597	8	2	1	2	3	—	—	—	—	—	
621420	Outpatient mental health, substance abuse ctrs . . . . .	164	1 175	4 597	8	2	1	2	3	—	—	—	—	—	
6219	Other ambulatory health care services . . . . .	(C)	(D)	(D)	7	4	1	1	—	—	1	—	—	—	
62191	Ambulance services . . . . .	125	896	3 921	5	2	1	1	—	—	1	—	—	—	
621910	Ambulance services . . . . .	125	896	3 921	5	2	1	1	—	—	1	—	—	—	
622	Hospitals . . . . .	1 917	17 304	66 286	3	—	—	—	—	—	—	—	3	—	
6221	General medical & surgical hospitals . . . . .	1 917	17 304	66 286	3	—	—	—	—	—	—	—	3	—	
62211	General medical & surgical hospitals . . . . .	1 917	17 304	66 286	3	—	—	—	—	—	—	—	3	—	
622110	General medical & surgical hospitals . . . . .	1 917	17 304	66 286	3	—	—	—	—	—	—	—	3	—	
623	Nursing & residential care facilities . . . . .	612	2 600	10 996	27	12	5	3	4	1	2	—	—	—	
6231	Nursing care facilities . . . . .	403	1 694	7 312	7	3	1	—	—	1	2	—	—	—	
62311	Nursing care facilities . . . . .	403	1 694	7 312	7	3	1	—	—	1	2	—	—	—	
623110	Nursing care facilities . . . . .	403	1 694	7 312	7	3	1	—	—	1	2	—	—	—	
6233	Community care facilities for the elderly . . . . .	(C)	(D)	(D)	11	5	1	2	3	—	—	—	—	—	
62331	Community care facilities for the elderly . . . . .	(C)	(D)	(D)	11	5	1	2	3	—	—	—	—	—	
624	Social assistance . . . . .	475	1 515	6 276	50	22	6	15	6	1	—	—	—	—	
6241	Individual & family services . . . . .	228	828	3 342	22	11	4	2	4	1	—	—	—	—	
6244	Child day care services . . . . .	194	499	2 160	22	9	1	10	2	—	—	—	—	—	
62441	Child day care services . . . . .	194	499	2 160	22	9	1	10	2	—	—	—	—	—	
624410	Child day care services . . . . .	194	499	2 160	22	9	1	10	2	—	—	—	—	—	
<b>71</b>	<b>Arts, entertainment &amp; recreation . . . . .</b>	<b>528</b>	<b>1 599</b>	<b>6 689</b>	<b>43</b>	<b>19</b>	<b>9</b>	<b>5</b>	<b>8</b>	<b>2</b>	—	—	—	—	
713	Amusement, gambling & recreation industries . . . . .	464	1 336	5 610	35	16	6	4	7	2	—	—	—	—	
7139	Other amusement & recreation industries . . . . .	(E)	(D)	(D)	34	16	6	4	6	2	—	—	—	—	
71391	Golf courses & country clubs . . . . .	170	441	1 699	6	1	—	—	4	1	—	—	—	—	
713910	Golf courses & country clubs . . . . .	170	441	1 699	6	1	—	—	4	1	—	—	—	—	
71395	Bowling centers . . . . .	116	271	1 105	5	—	2	1	1	1	—	—	—	—	
713950	Bowling centers . . . . .	116	271	1 105	5	—	2	1	1	1	—	—	—	—	
<b>72</b>	<b>Accommodation &amp; food services . . . . .</b>	<b>4 897</b>	<b>12 036</b>	<b>50 554</b>	<b>342</b>	<b>122</b>	<b>71</b>	<b>66</b>	<b>64</b>	<b>16</b>	<b>3</b>	—	—	—	
721	Accommodation . . . . .	878	2 462	11 401	79	40	13	15	8	3	—	—	—	—	
7211	Traveler accommodation . . . . .	(F)	(D)	(D)	59	28	7	14	7	3	—	—	—	—	
72111	Hotels (exc casino hotels) & motels . . . . .	760	2 018	9 325	58	27	7	14	7	3	—	—	—	—	
721110	Hotels (exc casino hotels) & motels . . . . .	760	2 018	9 325	58	27	7	14	7	3	—	—	—	—	
7212	RV parks & recreational camps . . . . .	(C)	(D)	(D)	20	12	6	1	1	—	—	—	—	—	
72121	RV parks & recreational camps . . . . .	(C)	(D)	(D)	20	12	6	1	1	—	—	—	—	—	
722	Food services & drinking places . . . . .	4 019	9 574	39 153	263	82	58	51	56	13	3	—	—	—	
7221	Full-service restaurants . . . . .	2 203	5 654	22 344	126	35	32	21	25	10	3	—	—	—	
72211	Full-service restaurants . . . . .	2 203	5 654	22 344	126	35	32	21	25	10	3	—	—	—	
722110	Full-service restaurants . . . . .	2 203	5 654	22 344	126	35	32	21	25	10	3	—	—	—	
7222	Limited-service eating places . . . . .	1 494	3 304	14 464	96	27	13	24	30	2	—	—	—	—	
72221	Limited-service eating places . . . . .	1 494	3 304	14 464	96	27	13	24	30	2	—	—	—	—	
722211	Limited-service restaurants . . . . .	1 424	3 185	13 891	81	19	8	22	30	2	—	—	—	—	
7223	Special food services . . . . .	121	231	827	7	3	1	2	—	1	—	—	—	—	
7224	Drinking places (alcoholic beverages) . . . . .	201	385	1 518	34	17	12	4	1	—	—	—	—	—	
72241	Drinking places (alcoholic beverages) . . . . .	201	385	1 518	34	17	12	4	1	—	—	—	—	—	
722410	Drinking places (alcoholic beverages) . . . . .	201	385	1 518	34	17	12	4	1	—	—	—	—	—	
<b>81</b>	<b>Other services (except public administration) . . . . .</b>	<b>1 818</b>	<b>7 262</b>	<b>31 148</b>	<b>339</b>	<b>214</b>	<b>86</b>	<b>27</b>	<b>10</b>	<b>1</b>	<b>1</b>	—	—	—	
811	Repair & maintenance . . . . .	779	3 852	17 267	165	106	45	9	4	1	—	—	—	—	
8111	Automotive repair & maintenance . . . . .	634	3 120	13 445	126	77	38	7	3	1	—	—	—	—	
81111	Automotive mechanical & electrical R&M . . . . .	331	1 699	7 605	76	51	20	4	1	—	—	—	—	—	
811111	General automotive repair . . . . .	302	1 574	6 931	66	43	18	4	1	—	—	—	—	—	
81112	Automotive body, paint, interior & glass repair . . . . .	115	708	2 988	26	16	8	1	1	—	—	—	—	—	
81119	Other automotive R&M . . . . .	188	713	2 852	24	10	10	2	1	1	—	—	—	—	
811192	Car washes . . . . .	134	482	1 908	14	6	4	2	1	1	—	—	—	—	
812	Personal & laundry services . . . . .	428	1 700	6 716	59	38	13	6	1	—	1	—	—	—	
8121	Personal care services . . . . .	123	427	1 640	25	16	6	2	1	—	—	—	—	—	
81211	Hair, nail & skin care services . . . . .	(C)	(D)	(D)	23	15	5	2	1	—	—	—	—	—	
812112	Beauty salons . . . . .	117	420	1 625	22	14	5	2	1	—	—	—	—	—	
8123	Drycleaning & laundry services . . . . .	243	971	3 809	14	6	4	3	—	—	1	—	—	—	
81233	Linen & uniform supply . . . . .	(C)	(D)	(D)	1	—	—	—	—	—	1	—	—	—	

See footnotes at end of table.



**Table 6. Counties—Employees, Payroll, and Establishments by Industry: 2002—Con.**

[Excludes most government employees, railroad employees, and self-employed persons. Size class 1 to 4 includes establishments with payroll, but no employees, during mid-March pay period. (D) denotes figures withheld to avoid disclosing data for individual companies; the data are included in broader industry totals. Detailed industries with 100 or more employees are shown if industry was not a (D). For explanation of terms, abbreviations, and data reliability/comparability, see introductory text]

NAICS code	Industry	Number of employees for week including March 12	Payroll (\$1,000)		Total number of establishments	Number of establishments by employment-size class									
			First quarter	Annual		1 to 4	5 to 9	10 to 19	20 to 49	50 to 99	100 to 249	250 to 499	500 to 999	1,000 or more	
<b>81</b>	<b>MOHAVE—Con.</b>														
	<b>Other services (except public administration)—Con.</b>														
813	Religious, grantmaking, civic, prof & like organizations .....	611	1 710	7 165	115	70	28	12	5	—	—	—	—	—	—
8131	Religious organizations .....	311	906	3 737	55	31	14	8	2	—	—	—	—	—	—
81311	Religious organizations .....	311	906	3 737	55	31	14	8	2	—	—	—	—	—	—
813110	Religious organizations .....	311	906	3 737	55	31	14	8	2	—	—	—	—	—	—
8134	Civic & social organizations .....	186	356	1 557	22	6	11	3	2	—	—	—	—	—	—
81341	Civic & social organizations .....	186	356	1 557	22	6	11	3	2	—	—	—	—	—	—
813410	Civic & social organizations .....	186	356	1 557	22	6	11	3	2	—	—	—	—	—	—
<b>95</b>	<b>Auxiliaries (exc corporate, subsidiary &amp; regional mgt) .....</b>	<b>(A)</b>	<b>(D)</b>	<b>(D)</b>	<b>3</b>	<b>2</b>	<b>1</b>	<b>—</b>	<b>—</b>	<b>—</b>	<b>—</b>	<b>—</b>	<b>—</b>	<b>—</b>	<b>—</b>
<b>99</b>	<b>Unclassified establishments .....</b>	<b>14</b>	<b>37</b>	<b>188</b>	<b>17</b>	<b>16</b>	<b>1</b>	<b>—</b>	<b>—</b>	<b>—</b>	<b>—</b>	<b>—</b>	<b>—</b>	<b>—</b>	<b>—</b>
	<b>NAVAJO</b>														
	<b>Total .....</b>	<b>18 322</b>	<b>107 788</b>	<b>450 511</b>	<b>1 777</b>	<b>975</b>	<b>380</b>	<b>240</b>	<b>129</b>	<b>32</b>	<b>13</b>	<b>7</b>	<b>1</b>	<b>—</b>	<b>—</b>
<b>11</b>	<b>Forestry, fishing, hunting, and agriculture support .....</b>	<b>(B)</b>	<b>(D)</b>	<b>(D)</b>	<b>13</b>	<b>10</b>	<b>1</b>	<b>2</b>	<b>—</b>	<b>—</b>	<b>—</b>	<b>—</b>	<b>—</b>	<b>—</b>	<b>—</b>
<b>21</b>	<b>Mining .....</b>	<b>871</b>	<b>12 133</b>	<b>48 274</b>	<b>8</b>	<b>1</b>	<b>—</b>	<b>2</b>	<b>2</b>	<b>—</b>	<b>2</b>	<b>1</b>	<b>—</b>	<b>—</b>	<b>—</b>
212	Mining (except oil & gas) .....	871	12 133	48 274	8	1	—	2	2	—	2	1	—	—	—
2121	Coal mining .....	(F)	(D)	(D)	2	—	—	—	—	—	1	1	—	—	—
21211	Coal mining .....	(F)	(D)	(D)	2	—	—	—	—	—	1	1	—	—	—
2123	Nonmetallic mineral mining & quarrying .....	(C)	(D)	(D)	6	1	—	2	2	—	1	—	—	—	—
21232	Sand, gravel, clay, refractory minerals mining .....	(C)	(D)	(D)	4	1	—	1	1	—	1	—	—	—	—
<b>22</b>	<b>Utilities .....</b>	<b>451</b>	<b>7 516</b>	<b>28 817</b>	<b>15</b>	<b>9</b>	<b>2</b>	<b>2</b>	<b>—</b>	<b>1</b>	<b>—</b>	<b>1</b>	<b>—</b>	<b>—</b>	<b>—</b>
221	Utilities .....	451	7 516	28 817	15	9	2	2	—	1	—	1	—	—	—
2211	Elec pwr generation, transmsn & distribution .....	(E)	(D)	(D)	4	1	1	—	—	—	1	—	1	—	—
22111	Electric power generation .....	(E)	(D)	(D)	1	—	—	—	—	—	—	1	—	—	—
22112	Electric pwr transmsn, control & distribution ..	(C)	(D)	(D)	3	1	1	—	—	—	1	—	—	—	—
<b>23</b>	<b>Construction .....</b>	<b>1 684</b>	<b>9 643</b>	<b>38 241</b>	<b>310</b>	<b>191</b>	<b>75</b>	<b>33</b>	<b>7</b>	<b>3</b>	<b>1</b>	<b>—</b>	<b>—</b>	<b>—</b>	<b>—</b>
233	Building, developing & general contracting .....	615	2 631	10 226	114	73	24	13	2	2	—	—	—	—	—
2332	Residential building construction .....	(E)	(D)	(D)	92	58	22	10	1	1	—	—	—	—	—
23321	Single-family housing construction .....	441	1 913	7 483	91	58	21	10	1	1	—	—	—	—	—
233210	Single-family housing construction .....	441	1 913	7 483	91	58	21	10	1	1	—	—	—	—	—
2333	Nonresidential building construction .....	(C)	(D)	(D)	14	9	1	2	1	1	—	—	—	—	—
23332	Commercial & institutional bldg construction ..	136	559	1 980	13	8	1	2	1	1	—	—	—	—	—
233320	Commercial & institutional bldg construction .....	136	559	1 980	13	8	1	2	1	1	—	—	—	—	—
234	Heavy construction .....	355	3 438	11 108	25	9	8	4	2	1	1	—	—	—	—
2341	Highway, street, bridge & tunnel construction ...	210	2 443	7 496	10	3	4	—	2	—	1	—	—	—	—
23411	Highway & street construction .....	210	2 443	7 496	10	3	4	—	2	—	1	—	—	—	—
234110	Highway & street construction .....	210	2 443	7 496	10	3	4	—	2	—	1	—	—	—	—
2349	Other heavy construction .....	145	995	3 612	15	6	4	4	—	1	—	—	—	—	—
235	Special trade contractors .....	714	3 574	16 907	171	109	43	16	3	—	—	—	—	—	—
2351	Plumbing, heating & AC contractor .....	171	818	3 363	39	26	8	4	1	—	—	—	—	—	—
23511	Plumbing, heating & AC contractor .....	171	818	3 363	39	26	8	4	1	—	—	—	—	—	—
235110	Plumbing, heating & AC contractor .....	171	818	3 363	39	26	8	4	1	—	—	—	—	—	—
2353	Electrical contractors .....	116	796	3 707	21	11	6	4	—	—	—	—	—	—	—
23531	Electrical contractors .....	116	796	3 707	21	11	6	4	—	—	—	—	—	—	—
235310	Electrical contractors .....	116	796	3 707	21	11	6	4	—	—	—	—	—	—	—
2354	Masonry, drywall, insulation, tile contractors ...	138	599	3 753	20	11	3	4	2	—	—	—	—	—	—
23542	Drywall, acoustical & insulation contractors ...	110	520	3 380	11	5	1	3	2	—	—	—	—	—	—
235420	Drywall, acoustical & insulation contractors ...	110	520	3 380	11	5	1	3	2	—	—	—	—	—	—
<b>31-33</b>	<b>Manufacturing .....</b>	<b>645</b>	<b>3 758</b>	<b>15 266</b>	<b>45</b>	<b>29</b>	<b>6</b>	<b>4</b>	<b>5</b>	<b>—</b>	<b>—</b>	<b>1</b>	<b>—</b>	<b>—</b>	<b>—</b>
321	Wood product mfg .....	511	3 051	12 369	12	5	1	—	5	—	—	1	—	—	—
3211	Sawmills & wood preservation .....	(E)	(D)	(D)	3	1	—	—	1	—	—	1	—	—	—
32111	Sawmills & wood preservation .....	(E)	(D)	(D)	3	1	—	—	1	—	—	1	—	—	—
3219	Other wood product mfg .....	103	602	3 075	8	4	1	—	3	—	—	—	—	—	—
<b>42</b>	<b>Wholesale trade .....</b>	<b>302</b>	<b>1 941</b>	<b>8 487</b>	<b>54</b>	<b>38</b>	<b>4</b>	<b>9</b>	<b>3</b>	<b>—</b>	<b>—</b>	<b>—</b>	<b>—</b>	<b>—</b>	<b>—</b>
421	Wholesale trade, durable goods .....	143	1 007	4 377	32	23	4	4	1	—	—	—	—	—	—
422	Wholesale trade, nondurable goods .....	159	934	4 110	22	15	—	5	2	—	—	—	—	—	—

See footnotes at end of table.

**Table 6. Counties—Employees, Payroll, and Establishments by Industry: 2002—Con.**

[Excludes most government employees, railroad employees, and self-employed persons. Size class 1 to 4 includes establishments with payroll, but no employees, during mid-March pay period. (D) denotes figures withheld to avoid disclosing data for individual companies; the data are included in broader industry totals. Detailed industries with 100 or more employees are shown if industry was not a (D). For explanation of terms, abbreviations, and data reliability/comparability, see introductory text]

NAICS code	Industry	Number of employees for week including March 12	Payroll (\$1,000)		Total number of establishments	Number of establishments by employment-size class									
			First quarter	Annual		1 to 4	5 to 9	10 to 19	20 to 49	50 to 99	100 to 249	250 to 499	500 to 999	1,000 or more	
<b>NAVAJO—Con.</b>															
<b>44-45</b>	<b>Retail trade</b> .....	<b>4 170</b>	<b>19 285</b>	<b>82 028</b>	<b>305</b>	<b>132</b>	<b>89</b>	<b>42</b>	<b>24</b>	<b>11</b>	<b>6</b>	<b>1</b>	—	—	
441	Motor vehicle & parts dealers .....	444	3 324	15 190	36	12	11	7	3	3	—	—	—	—	
4411	Automobile dealers .....	306	2 504	12 309	13	5	—	2	3	3	—	—	—	—	
44111	New car dealers .....	296	2 461	12 091	9	1	—	2	3	3	—	—	—	—	
441110	New car dealers .....	296	2 461	12 091	9	1	—	2	3	3	—	—	—	—	
4413	Automotive parts, accessories & tire stores .....	127	765	2 586	20	5	11	4	—	—	—	—	—	—	
443	Electronics & appliance stores .....	100	318	1 411	13	7	2	3	1	—	—	—	—	—	
4431	Electronics & appliance stores .....	100	318	1 411	13	7	2	3	1	—	—	—	—	—	
444	Bldg material & garden equip & supp dealers .....	310	1 322	6 474	32	17	4	5	6	—	—	—	—	—	
4441	Building material & supplies dealers .....	296	1 286	6 021	24	9	4	5	6	—	—	—	—	—	
44419	Other building material dealers .....	219	945	4 522	14	4	2	3	5	—	—	—	—	—	
444190	Other building material dealers .....	219	945	4 522	14	4	2	3	5	—	—	—	—	—	
445	Food & beverage stores .....	1 227	6 006	24 303	31	7	4	7	3	6	4	—	—	—	
4451	Grocery stores .....	1 198	5 907	23 802	25	4	2	6	3	6	4	—	—	—	
44511	Grocery (except convenience) stores .....	1 164	5 814	23 433	22	3	2	4	3	6	4	—	—	—	
445110	Grocery (except convenience) stores .....	1 164	5 814	23 433	22	3	2	4	3	6	4	—	—	—	
447	Gasoline stations .....	603	2 147	8 745	62	13	33	9	6	1	—	—	—	—	
4471	Gasoline stations .....	603	2 147	8 745	62	13	33	9	6	1	—	—	—	—	
44711	Gasoline stations with convenience stores .....	387	1 315	5 518	47	7	29	8	3	—	—	—	—	—	
447110	Gasoline stations with convenience stores .....	387	1 315	5 518	47	7	29	8	3	—	—	—	—	—	
44719	Other gasoline stations .....	216	832	3 227	15	6	4	1	3	1	—	—	—	—	
447190	Other gasoline stations .....	216	832	3 227	15	6	4	1	3	1	—	—	—	—	
452	General merchandise stores .....	923	3 750	15 473	13	5	2	1	1	1	2	1	—	—	
4521	Department stores .....	(F)	(D)	(D)	3	—	—	—	—	1	1	1	—	—	
45211	Department stores .....	(F)	(D)	(D)	3	—	—	—	—	1	1	1	—	—	
4529	Other general merchandise stores .....	(C)	(D)	(D)	10	5	2	1	1	—	1	—	—	—	
45299	All other general merchandise stores .....	(C)	(D)	(D)	10	5	2	1	1	—	1	—	—	—	
453	Miscellaneous store retailers .....	194	688	2 921	44	25	14	5	—	—	—	—	—	—	
<b>48-49</b>	<b>Transportation &amp; warehousing</b> .....	<b>361</b>	<b>2 256</b>	<b>10 571</b>	<b>49</b>	<b>32</b>	<b>3</b>	<b>7</b>	<b>7</b>	—	—	—	—	—	
484	Truck transportation .....	229	1 379	6 898	32	22	1	4	5	—	—	—	—	—	
4841	General freight trucking .....	(C)	(D)	(D)	17	12	—	1	4	—	—	—	—	—	
<b>51</b>	<b>Information</b> .....	<b>332</b>	<b>2 895</b>	<b>12 334</b>	<b>29</b>	<b>11</b>	<b>8</b>	<b>6</b>	<b>3</b>	<b>1</b>	—	—	—	—	
513	Broadcasting & telecommunications .....	229	2 339	10 332	20	8	6	4	1	1	—	—	—	—	
5133	Telecommunications .....	163	1 926	8 727	12	6	2	2	1	1	—	—	—	—	
<b>52</b>	<b>Finance &amp; insurance</b> .....	<b>425</b>	<b>2 651</b>	<b>10 662</b>	<b>75</b>	<b>44</b>	<b>19</b>	<b>10</b>	<b>1</b>	<b>1</b>	—	—	—	—	
522	Credit intermediation & related activities .....	286	1 732	7 048	37	15	12	9	—	1	—	—	—	—	
5221	Depository credit intermediation .....	256	1 503	5 928	28	9	9	9	—	1	—	—	—	—	
52211	Commercial banking .....	241	1 431	5 615	25	8	7	9	—	1	—	—	—	—	
522110	Commercial banking .....	241	1 431	5 615	25	8	7	9	—	1	—	—	—	—	
524	Insurance carriers & related activities .....	(C)	(D)	(D)	32	23	7	1	1	—	—	—	—	—	
<b>53</b>	<b>Real estate &amp; rental &amp; leasing</b> .....	<b>288</b>	<b>1 337</b>	<b>6 173</b>	<b>87</b>	<b>68</b>	<b>13</b>	<b>4</b>	<b>2</b>	—	—	—	—	—	
531	Real estate .....	166	587	2 573	67	59	5	2	1	—	—	—	—	—	
532	Rental & leasing services .....	122	750	3 600	20	9	8	2	1	—	—	—	—	—	
<b>54</b>	<b>Professional, scientific &amp; technical services</b> .....	<b>452</b>	<b>2 529</b>	<b>9 823</b>	<b>98</b>	<b>68</b>	<b>22</b>	<b>4</b>	<b>2</b>	<b>2</b>	—	—	—	—	
541	Professional, scientific & technical services .....	452	2 529	9 823	98	68	22	4	2	2	—	—	—	—	
5412	Accounting, tax prep, bookkeep, payroll services .....	145	519	1 292	26	19	4	1	1	1	—	—	—	—	
54121	Accounting, tax prep, bookkeep, payroll services .....	145	519	1 292	26	19	4	1	1	1	—	—	—	—	
<b>55</b>	<b>Management of companies &amp; enterprises</b> .....	<b>217</b>	<b>1 452</b>	<b>6 140</b>	<b>8</b>	<b>2</b>	<b>4</b>	—	<b>1</b>	—	<b>1</b>	—	—	—	
551	Management of companies & enterprises .....	217	1 452	6 140	8	2	4	—	1	—	1	—	—	—	
5511	Management of companies & enterprises .....	217	1 452	6 140	8	2	4	—	1	—	1	—	—	—	
55111	Management of companies & enterprises .....	217	1 452	6 140	8	2	4	—	1	—	1	—	—	—	
<b>56</b>	<b>Admin, support, waste mgt, remediation services</b> .....	<b>245</b>	<b>1 019</b>	<b>4 716</b>	<b>59</b>	<b>41</b>	<b>13</b>	<b>3</b>	<b>2</b>	—	—	—	—	—	
561	Administrative & support services .....	(C)	(D)	(D)	52	38	10	2	2	—	—	—	—	—	
5617	Services to buildings & dwellings .....	100	243	1 310	29	22	4	2	1	—	—	—	—	—	
<b>61</b>	<b>Educational services</b> .....	<b>676</b>	<b>3 848</b>	<b>15 096</b>	<b>21</b>	<b>6</b>	<b>1</b>	<b>1</b>	<b>8</b>	<b>4</b>	<b>1</b>	—	—	—	
611	Educational services .....	676	3 848	15 096	21	6	1	1	8	4	1	—	—	—	
6111	Elementary & secondary schools .....	642	3 805	14 975	15	1	1	—	8	4	1	—	—	—	
61111	Elementary & secondary schools .....	642	3 805	14 975	15	1	1	—	8	4	1	—	—	—	
611110	Elementary & secondary schools .....	642	3 805	14 975	15	1	1	—	8	4	1	—	—	—	

See footnotes at end of table.

**Table 6. Counties—Employees, Payroll, and Establishments by Industry: 2002—Con.**

[Excludes most government employees, railroad employees, and self-employed persons. Size class 1 to 4 includes establishments with payroll, but no employees, during mid-March pay period. (D) denotes figures withheld to avoid disclosing data for individual companies; the data are included in broader industry totals. Detailed industries with 100 or more employees are shown if industry was not a (D). For explanation of terms, abbreviations, and data reliability/comparability, see introductory text]

NAICS code	Industry	Number of employees for week including March 12	Payroll (\$1,000)		Total number of establishments	Number of establishments by employment-size class								
			First quarter	Annual		1 to 4	5 to 9	10 to 19	20 to 49	50 to 99	100 to 249	250 to 499	500 to 999	1,000 or more
<b>NAVAJO—Con.</b>														
<b>62</b>	<b>Health care and social assistance</b> . . . . .	<b>2 374</b>	<b>16 500</b>	<b>73 948</b>	<b>173</b>	<b>87</b>	<b>36</b>	<b>34</b>	<b>10</b>	<b>2</b>	<b>2</b>	<b>1</b>	<b>1</b>	<b>—</b>
621	Ambulatory health care services . . . . .	835	5 204	25 468	130	70	27	25	7	1	—	—	—	—
6211	Offices of physicians . . . . .	314	1 918	10 266	49	31	5	10	2	1	—	—	—	—
62111	Offices of physicians (exc mental health) . . . . .	314	1 918	10 266	49	31	5	10	2	1	—	—	—	—
621111	Offices of physicians (exc mental health) . . . . .	314	1 918	10 266	49	31	5	10	2	1	—	—	—	—
6212	Offices of dentists . . . . .	151	896	4 355	26	9	13	4	—	—	—	—	—	—
62121	Offices of dentists . . . . .	151	896	4 355	26	9	13	4	—	—	—	—	—	—
621210	Offices of dentists . . . . .	151	896	4 355	26	9	13	4	—	—	—	—	—	—
6213	Offices of other health practitioners . . . . .	131	582	2 867	31	24	2	4	1	—	—	—	—	—
6214	Outpatient care centers . . . . .	180	1 471	6 672	17	3	6	5	3	—	—	—	—	—
62149	Other outpatient care centers . . . . .	(C)	(D)	(D)	9	—	3	4	2	—	—	—	—	—
622	Hospitals . . . . .	1 129	9 975	42 280	4	—	—	—	—	1	1	1	1	—
6221	General medical & surgical hospitals . . . . .	1 129	9 975	42 280	4	—	—	—	—	1	1	1	1	—
62211	General medical & surgical hospitals . . . . .	1 129	9 975	42 280	4	—	—	—	—	1	1	1	1	—
622110	General medical & surgical hospitals . . . . .	1 129	9 975	42 280	4	—	—	—	—	1	1	1	1	—
623	Nursing & residential care facilities . . . . .	159	600	2 610	6	1	1	2	1	—	1	—	—	—
6231	Nursing care facilities . . . . .	(C)	(D)	(D)	1	—	—	—	—	—	1	—	—	—
62311	Nursing care facilities . . . . .	(C)	(D)	(D)	1	—	—	—	—	—	1	—	—	—
624	Social assistance . . . . .	251	721	3 590	33	16	8	7	2	—	—	—	—	—
6244	Child day care services . . . . .	120	211	1 261	11	5	1	4	1	—	—	—	—	—
62441	Child day care services . . . . .	120	211	1 261	11	5	1	4	1	—	—	—	—	—
624410	Child day care services . . . . .	120	211	1 261	11	5	1	4	1	—	—	—	—	—
<b>71</b>	<b>Arts, entertainment &amp; recreation</b> . . . . .	<b>212</b>	<b>980</b>	<b>5 378</b>	<b>21</b>	<b>10</b>	<b>1</b>	<b>7</b>	<b>3</b>	<b>—</b>	<b>—</b>	<b>—</b>	<b>—</b>	<b>—</b>
713	Amusement, gambling & recreation industries . . . . .	158	676	4 198	13	4	1	6	2	—	—	—	—	—
7139	Other amusement & recreation industries . . . . .	158	676	4 198	13	4	1	6	2	—	—	—	—	—
<b>72</b>	<b>Accommodation &amp; food services</b> . . . . .	<b>3 269</b>	<b>8 233</b>	<b>36 566</b>	<b>219</b>	<b>70</b>	<b>42</b>	<b>54</b>	<b>46</b>	<b>6</b>	<b>—</b>	<b>1</b>	<b>—</b>	<b>—</b>
721	Accommodation . . . . .	1 103	3 690	16 300	72	34	11	12	13	1	—	1	—	—
7211	Traveler accommodation . . . . .	1 009	3 297	14 598	57	24	9	11	11	1	—	1	—	—
72111	Hotels (exc casino hotels) & motels . . . . .	(F)	(D)	(D)	50	19	8	11	11	1	—	—	—	—
72112	Casino hotels . . . . .	(E)	(D)	(D)	1	—	—	—	—	—	—	1	—	—
722	Food services & drinking places . . . . .	2 166	4 543	20 266	147	36	31	42	33	5	—	—	—	—
7221	Full-service restaurants . . . . .	1 137	2 194	9 616	68	18	11	19	17	3	—	—	—	—
72211	Full-service restaurants . . . . .	1 137	2 194	9 616	68	18	11	19	17	3	—	—	—	—
722110	Full-service restaurants . . . . .	1 137	2 194	9 616	68	18	11	19	17	3	—	—	—	—
7222	Limited-service eating places . . . . .	850	1 851	8 197	57	10	13	17	15	2	—	—	—	—
72221	Limited-service eating places . . . . .	850	1 851	8 197	57	10	13	17	15	2	—	—	—	—
722211	Limited-service restaurants . . . . .	804	1 803	7 904	50	7	11	15	15	2	—	—	—	—
7223	Special food services . . . . .	110	351	1 727	9	2	1	5	1	—	—	—	—	—
72231	Food service contractors . . . . .	110	351	1 727	9	2	1	5	1	—	—	—	—	—
722310	Food service contractors . . . . .	110	351	1 727	9	2	1	5	1	—	—	—	—	—
<b>81</b>	<b>Other services (except public administration)</b> . . . . .	<b>1 265</b>	<b>8 758</b>	<b>33 826</b>	<b>175</b>	<b>115</b>	<b>40</b>	<b>16</b>	<b>2</b>	<b>1</b>	<b>—</b>	<b>1</b>	<b>—</b>	<b>—</b>
811	Repair & maintenance . . . . .	243	1 215	4 813	60	39	14	7	—	—	—	—	—	—
8111	Automotive repair & maintenance . . . . .	226	1 150	4 516	54	34	14	6	—	—	—	—	—	—
81111	Automotive mechanical & electrical R&M . . . . .	126	626	2 476	33	21	10	2	—	—	—	—	—	—
812	Personal & laundry services . . . . .	130	408	1 845	34	22	8	4	—	—	—	—	—	—
813	Religious, grantmaking, civic, prof & like organizations . . . . .	892	7 135	27 168	81	54	18	5	2	1	—	1	—	—
8131	Religious organizations . . . . .	224	562	2 285	43	31	9	—	2	1	—	—	—	—
81311	Religious organizations . . . . .	224	562	2 285	43	31	9	—	2	1	—	—	—	—
813110	Religious organizations . . . . .	224	562	2 285	43	31	9	—	2	1	—	—	—	—
8134	Civic & social organizations . . . . .	(F)	(D)	(D)	14	7	4	2	—	—	—	1	—	—
81341	Civic & social organizations . . . . .	(F)	(D)	(D)	14	7	4	2	—	—	—	1	—	—
<b>95</b>	<b>Auxiliaries (exc corporate, subsidiary &amp; regional mgt)</b> . . . . .	<b>(B)</b>	<b>(D)</b>	<b>(D)</b>	<b>3</b>	<b>2</b>	<b>—</b>	<b>—</b>	<b>1</b>	<b>—</b>	<b>—</b>	<b>—</b>	<b>—</b>	<b>—</b>
<b>99</b>	<b>Unclassified establishments</b> . . . . .	<b>9</b>	<b>3</b>	<b>76</b>	<b>10</b>	<b>9</b>	<b>1</b>	<b>—</b>	<b>—</b>	<b>—</b>	<b>—</b>	<b>—</b>	<b>—</b>	<b>—</b>
<b>PIMA</b>														
	<b>Total</b> . . . . .	<b>293 113</b>	<b>2 117 484</b>	<b>8 672 039</b>	<b>19 147</b>	<b>9 734</b>	<b>3 880</b>	<b>2 718</b>	<b>1 821</b>	<b>557</b>	<b>342</b>	<b>57</b>	<b>19</b>	<b>19</b>
<b>11</b>	<b>Forestry, fishing, hunting, and agriculture support</b> . . . . .	<b>157</b>	<b>1 025</b>	<b>3 882</b>	<b>22</b>	<b>16</b>	<b>4</b>	<b>1</b>	<b>—</b>	<b>1</b>	<b>—</b>	<b>—</b>	<b>—</b>	<b>—</b>
115	Agriculture & forestry support activities . . . . .	157	1 025	3 882	22	16	4	1	—	1	—	—	—	—
1151	Crop production support activities . . . . .	102	708	2 345	8	6	1	—	—	1	—	—	—	—
11511	Crop production support activities . . . . .	102	708	2 345	8	6	1	—	—	1	—	—	—	—
<b>21</b>	<b>Mining</b> . . . . .	<b>1 049</b>	<b>10 693</b>	<b>39 501</b>	<b>25</b>	<b>17</b>	<b>1</b>	<b>4</b>	<b>1</b>	<b>—</b>	<b>—</b>	<b>2</b>	<b>—</b>	<b>—</b>
212	Mining (except oil & gas) . . . . .	1 040	10 638	39 105	17	9	1	4	1	—	—	2	—	—
2122	Metal ore mining . . . . .	(F)	(D)	(D)	5	3	—	—	—	—	—	2	—	—
21223	Copper, nickel, lead & zinc mining . . . . .	(F)	(D)	(D)	5	3	—	—	—	—	—	2	—	—
2123	Nonmetallic mineral mining & quarrying . . . . .	(C)	(D)	(D)	12	6	1	4	1	—	—	—	—	—

See footnotes at end of table.

**Table 6. Counties—Employees, Payroll, and Establishments by Industry: 2002—Con.**

[Excludes most government employees, railroad employees, and self-employed persons. Size class 1 to 4 includes establishments with payroll, but no employees, during mid-March pay period. (D) denotes figures withheld to avoid disclosing data for individual companies; the data are included in broader industry totals. Detailed industries with 100 or more employees are shown if industry was not a (D). For explanation of terms, abbreviations, and data reliability/comparability, see introductory text]

NAICS code	Industry	Number of employees for week including March 12	Payroll (\$1,000)		Total number of establishments	Number of establishments by employment-size class								
			First quarter	Annual		1 to 4	5 to 9	10 to 19	20 to 49	50 to 99	100 to 249	250 to 499	500 to 999	1,000 or more
<b>PIMA—Con.</b>														
<b>22</b>	<b>Utilities</b>	<b>1 779</b>	<b>28 514</b>	<b>103 127</b>	<b>25</b>	<b>16</b>	<b>3</b>	<b>2</b>		<b>1</b>	<b>1</b>	<b>1</b>		<b>1</b>
221	Utilities	1 779	28 514	103 127	25	16	3	2		1	1	1		1
2211	Elec pwr generation, transmsn & distribution	(G)	(D)	(D)	5	2				1	1			1
22111	Electric power generation	(G)	(D)	(D)	2	1								1
22112	Electric pwr transmsn, control & distribution	(C)	(D)	(D)	3	1				1	1			
2212	Natural gas distribution	(E)	(D)	(D)	1									1
22121	Natural gas distribution	(E)	(D)	(D)	1									1
<b>23</b>	<b>Construction</b>	<b>23 760</b>	<b>172 454</b>	<b>741 519</b>	<b>1 929</b>	<b>1 058</b>	<b>327</b>	<b>273</b>	<b>182</b>	<b>60</b>	<b>23</b>	<b>5</b>		<b>1</b>
233	Building, developing & general contracting	4 774	46 253	192 612	621	388	113	71	37	8	3	1		
2331	Land subdivision & land development	184	1 610	6 349	46	30	12	3	1					
23311	Land subdivision & land development	184	1 610	6 349	46	30	12	3	1					
233110	Land subdivision & land development	184	1 610	6 349	46	30	12	3	1					
2332	Residential building construction	2 697	22 720	93 974	458	315	74	40	22	5	2			
23321	Single-family housing construction	2 601	21 964	90 710	441	304	70	39	21	5	2			
233210	Single-family housing construction	2 601	21 964	90 710	441	304	70	39	21	5	2			
2333	Nonresidential building construction	1 893	21 923	92 289	117	43	27	28	14	3	1	1		
23332	Commercial & institutional bldg construction	1 836	21 431	89 985	112	41	27	26	13	3	1	1		
233320	Commercial & institutional bldg construction	1 836	21 431	89 985	112	41	27	26	13	3	1	1		
234	Heavy construction	2 547	21 720	98 620	77	25	16	13	12	4	4	3		
2341	Highway, street, bridge & tunnel construction	1 159	9 536	44 442	19	7	2	3	2	1	2	2		
23411	Highway & street construction	(G)	(D)	(D)	18	7	2	3	2	1	1	2		
23412	Bridge & tunnel construction	(C)	(D)	(D)	1									
2349	Other heavy construction	1 388	12 184	54 178	58	18	14	10	10	3	2	1		
23491	Water, sewer & pipeline construction	605	4 757	19 596	29	8	5	6	7	2	1			
234910	Water, sewer & pipeline construction	605	4 757	19 596	29	8	5	6	7	2	1			
23493	Industrial nonbuilding structure construction	(C)	(D)	(D)	1									
23499	All other heavy construction	593	5 505	19 720	20	6	7	4	1	1		1		
234990	All other heavy construction	593	5 505	19 720	20	6	7	4	1	1		1		
235	Special trade contractors	16 439	104 481	450 287	1 231	645	198	189	133	48	16	1		1
2351	Plumbing, heating & AC contractor	2 605	18 855	82 314	239	121	43	40	26	8	1			
23511	Plumbing, heating & AC contractor	2 605	18 855	82 314	239	121	43	40	26	8	1			
235110	Plumbing, heating & AC contractor	2 605	18 855	82 314	239	121	43	40	26	8	1			
2352	Painting & wall covering contractors	1 098	5 739	22 008	140	85	24	20	6	4	1			
23521	Painting & wall covering contractors	1 098	5 739	22 008	140	85	24	20	6	4	1			
235210	Painting & wall covering contractors	1 098	5 739	22 008	140	85	24	20	6	4	1			
2353	Electrical contractors	1 606	12 411	49 886	167	96	28	21	17	4	1			
23531	Electrical contractors	1 606	12 411	49 886	167	96	28	21	17	4	1			
235310	Electrical contractors	1 606	12 411	49 886	167	96	28	21	17	4	1			
2354	Masonry, drywall, insulation, tile contractors	3 372	20 702	89 629	205	104	28	27	26	15	5			
23541	Masonry & stone contractors	886	5 429	23 863	67	30	12	14	7	3	1			
235410	Masonry & stone contractors	886	5 429	23 863	67	30	12	14	7	3	1			
23542	Drywall, acoustical & insulation contractors	2 204	13 712	59 972	86	34	10	10	17	11	4			
235420	Drywall, acoustical & insulation contractors	2 204	13 712	59 972	86	34	10	10	17	11	4			
23543	Tile, marble, terrazzo & mosaic contractors	282	1 561	5 794	52	40	6	3	2	1				
235430	Tile, marble, terrazzo & mosaic contractors	282	1 561	5 794	52	40	6	3	2	1				
2355	Carpentry & floor contractors	1 866	11 002	47 678	142	82	16	25	11	4	4			
23551	Carpentry contractors	1 570	9 483	41 330	97	50	11	21	7	4	4			
235510	Carpentry contractors	1 570	9 483	41 330	97	50	11	21	7	4	4			
23552	Floor laying & other floor contractors	296	1 519	6 348	45	32	5	4	4					
235520	Floor laying & other floor contractors	296	1 519	6 348	45	32	5	4	4					
2356	Roofing, siding, & sheet metal contractors	653	3 413	14 181	62	29	15	8	8	2				
23561	Roofing, siding, & sheet metal contractors	653	3 413	14 181	62	29	15	8	8	2				
235610	Roofing, siding, & sheet metal contractors	653	3 413	14 181	62	29	15	8	8	2				
2357	Concrete contractors	3 150	16 741	75 669	92	30	17	18	19	3	4			1
23571	Concrete contractors	3 150	16 741	75 669	92	30	17	18	19	3	4			1
235710	Concrete contractors	3 150	16 741	75 669	92	30	17	18	19	3	4			1
2359	Other special trade contractors	1 993	14 361	63 589	175	92	25	30	20	7		1		
23591	Structural steel erection contractors	166	2 038	7 472	8	2		2	3	1				
235910	Structural steel erection contractors	166	2 038	7 472	8	2		2	3	1				
23592	Glass & glazing contractors	249	1 813	9 413	18	10	3		4	1				
235920	Glass & glazing contractors	249	1 813	9 413	18	10	3		4	1				
23593	Excavation contractors	500	3 493	15 780	38	20	5	7	1	5				
235930	Excavation contractors	500	3 493	15 780	38	20	5	7	1	5				
23599	All other special trade contractors	932	5 807	25 397	93	52	12	18	10			1		
235990	All other special trade contractors	932	5 807	25 397	93	52	12	18	10			1		
<b>31-33</b>	<b>Manufacturing</b>	<b>29 755</b>	<b>373 229</b>	<b>1 419 187</b>	<b>730</b>	<b>295</b>	<b>148</b>	<b>114</b>	<b>82</b>	<b>46</b>	<b>33</b>	<b>7</b>	<b>1</b>	<b>4</b>
311	Food mfg	(E)	(D)	(D)	32	20	3	3	5		1			
3118	Bakeries & tortilla mfg	(E)	(D)	(D)	23	15	2	2	3		1			
31181	Bread & bakery product mfg	(C)	(D)	(D)	17	10	2	2	2		1			
312	Beverage & tobacco product mfg	547	3 392	15 066	8	3	1	2			1	1		
3121	Beverage mfg	547	3 392	15 066	8	3	1	2			1	1		
31211	Soft drink & ice mfg	(F)	(D)	(D)	5	1		2			1	1		
314	Textile product mills	144	780	2 641	11	5	2	2	1	1				
3149	Other textile product mills	(C)	(D)	(D)	9	4	1	2	1	1				
31499	All other textile product mills	(C)	(D)	(D)	5	2		1	1	1				
321	Wood product mfg	532	3 616	14 003	15	5	1	3	2	2	2			
3219	Other wood product mfg	(E)	(D)	(D)	14	5	1	3	2	1	2			
32191	Millwork	438	2 835	11 350	10	3	1	2	1	1	2			
321911	Wood window & door mfg	364	2 524	9 782	6	2		1		1	2			

See footnotes at end of table.

**Table 6. Counties—Employees, Payroll, and Establishments by Industry: 2002—Con.**

[Excludes most government employees, railroad employees, and self-employed persons. Size class 1 to 4 includes establishments with payroll, but no employees, during mid-March pay period. (D) denotes figures withheld to avoid disclosing data for individual companies; the data are included in broader industry totals. Detailed industries with 100 or more employees are shown if industry was not a (D). For explanation of terms, abbreviations, and data reliability/comparability, see introductory text]

NAICS code	Industry	Number of employees for week including March 12	Payroll (\$1,000)		Total number of establishments	Number of establishments by employment-size class								
			First quarter	Annual		1 to 4	5 to 9	10 to 19	20 to 49	50 to 99	100 to 249	250 to 499	500 to 999	1,000 or more
<b>PIMA—Con.</b>														
<b>31-33 Manufacturing—Con.</b>														
322	Paper mfg .....	(C)	(D)	(D)	4	—	1	1	—	2	—	—	—	—
3222	Converted paper product mfg .....	(C)	(D)	(D)	3	—	—	1	—	2	—	—	—	—
32221	Paperboard container mfg .....	(C)	(D)	(D)	2	—	—	—	—	2	—	—	—	—
323	Printing & related support activities .....	1 042	7 626	30 122	90	36	26	13	12	2	1	—	—	—
3231	Printing & related support activities .....	1 042	7 626	30 122	90	36	26	13	12	2	1	—	—	—
32311	Printing .....	(G)	(D)	(D)	82	30	26	11	12	2	1	—	—	—
323110	Commercial lithographic printing .....	632	4 321	17 656	37	8	12	6	9	1	1	—	—	—
323114	Quick printing .....	136	826	3 302	23	12	7	3	1	—	—	—	—	—
323119	Other commercial printing .....	122	1 535	5 406	4	1	1	—	1	1	—	—	—	—
325	Chemical mfg .....	(E)	(D)	(D)	22	10	3	4	3	2	—	—	—	—
3259	Other chemical product & preparation mfg .....	(C)	(D)	(D)	5	1	—	1	2	1	—	—	—	—
32599	All other chemical product & preparation mfg .....	(C)	(D)	(D)	5	1	—	1	2	1	—	—	—	—
326	Plastics & rubber products mfg .....	1 166	7 528	33 138	36	8	4	6	11	6	—	1	—	—
3261	Plastics product mfg .....	989	6 175	27 722	30	7	3	5	9	5	—	1	—	—
32619	Other plastics product mfg .....	810	4 697	20 964	24	5	3	5	6	4	—	1	—	—
326199	All other plastics product mfg .....	696	3 972	17 989	18	3	2	4	5	3	—	1	—	—
3262	Rubber product mfg .....	177	1 353	5 416	6	1	1	1	2	1	—	—	—	—
32622	Rubber & plastics hoses & belting mfg .....	(C)	(D)	(D)	2	—	—	—	1	1	—	—	—	—
327	Nonmetallic mineral product mfg .....	1 471	12 581	50 036	56	13	14	11	7	7	4	—	—	—
3271	Clay product & refractory mfg .....	512	4 429	16 217	20	4	4	4	5	2	1	—	—	—
32711	Pottery, ceramics & plumbing fixture mfg .....	(E)	(D)	(D)	16	3	3	3	4	2	1	—	—	—
3273	Cement & concrete product mfg .....	735	6 620	26 820	20	4	4	4	2	3	3	—	—	—
32731	Cement mfg .....	(C)	(D)	(D)	1	—	—	—	—	—	1	—	—	—
32732	Ready-mix concrete mfg .....	359	2 684	12 136	8	—	2	2	1	1	2	—	—	—
327320	Ready-mix concrete mfg .....	359	2 684	12 136	8	—	2	2	1	1	2	—	—	—
32739	Other concrete product mfg .....	(C)	(D)	(D)	6	2	2	—	—	2	—	—	—	—
3279	Other nonmetallic mineral product mfg .....	(C)	(D)	(D)	10	1	5	3	—	1	—	—	—	—
32799	All other nonmetallic mineral product mfg .....	(C)	(D)	(D)	10	1	5	3	—	1	—	—	—	—
332	Fabricated metal product mfg .....	3 461	28 804	109 535	149	55	34	29	16	7	6	2	—	—
3323	Architectural & structural metals mfg .....	1 745	10 128	43 066	45	10	14	9	4	3	3	2	—	—
33231	Plate work & fabricated structural prod mfg .....	332	2 261	8 925	14	3	3	3	3	1	1	—	—	—
33232	Ornamental & architectural metal prod mfg .....	1 413	7 867	34 141	31	7	11	6	1	2	2	2	—	—
3325	Hardware mfg .....	(C)	(D)	(D)	3	1	—	—	1	—	1	—	—	—
33251	Hardware mfg .....	(C)	(D)	(D)	3	1	—	—	1	—	1	—	—	—
3327	Mach shops, turn prod, screw, nut, bolt mfg .....	789	8 058	29 888	57	27	12	9	6	2	1	—	—	—
33271	Machine shops .....	(F)	(D)	(D)	54	26	12	9	5	2	—	—	—	—
33272	Turned product & screw, nut & bolt mfg .....	(C)	(D)	(D)	3	1	—	—	1	—	1	—	—	—
3328	Coating, engrave, heat treating & oth activity .....	119	650	2 668	16	7	4	4	1	—	—	—	—	—
33281	Coating, engrave, heat treating & oth activity .....	119	650	2 668	16	7	4	4	1	—	—	—	—	—
3329	Other fabricated metal product mfg .....	558	7 278	23 261	20	7	2	6	2	2	1	—	—	—
33291	Metal valve mfg .....	367	6 194	18 732	4	1	—	—	1	1	1	—	—	—
33299	All other fabricated metal product mfg .....	191	1 084	4 529	16	6	2	6	1	1	—	—	—	—
333	Machinery mfg .....	1 456	14 990	61 482	46	15	6	9	6	3	7	—	—	—
3331	Ag, construction & mining machinery mfg .....	485	5 363	20 053	5	1	1	—	—	—	3	—	—	—
33311	Agricultural implement mfg .....	(C)	(D)	(D)	1	—	—	—	—	—	1	—	—	—
33312	Construction machinery mfg .....	(C)	(D)	(D)	1	—	—	—	—	—	1	—	—	—
33313	Mining & oil & gas field machinery mfg .....	(C)	(D)	(D)	3	1	1	—	—	—	1	—	—	—
3333	Commercial & service industry machinery mfg ..	487	4 590	21 957	17	7	2	3	1	1	3	—	—	—
33331	Commercial & service industry machinery mfg .....	487	4 590	21 957	17	7	2	3	1	1	3	—	—	—
333314	Optical instrument & lens mfg .....	122	1 696	9 469	7	4	1	1	—	—	1	—	—	—
3335	Metalworking machinery mfg .....	(C)	(D)	(D)	12	5	1	3	2	1	—	—	—	—
33351	Metalworking machinery mfg .....	(C)	(D)	(D)	12	5	1	3	2	1	—	—	—	—
3339	Other general purpose machinery mfg .....	247	3 019	11 272	7	1	1	2	1	1	1	—	—	—
33399	All other general purpose machinery mfg .....	(C)	(D)	(D)	6	1	—	2	1	1	—	—	—	—
333999	All other general purpose machinery mfg ..	213	2 787	10 225	4	1	—	—	1	1	1	—	—	—
334	Computer & electronic product mfg .....	6 785	109 019	387 091	56	14	9	8	8	6	6	2	1	2
3344	Semiconductor & oth electronic component mfg .....	1 964	32 653	88 864	19	6	2	2	3	2	3	—	—	1
33441	Semiconductor & oth electronic component mfg .....	1 964	32 653	88 864	19	6	2	2	3	2	3	—	—	1
3345	Nav, measuring, medical, control instruments mfg .....	4 380	72 647	280 006	23	5	5	2	2	3	2	2	1	1
33451	Nav, measuring, medical, control instruments mfg .....	4 380	72 647	280 006	23	5	5	2	2	3	2	2	1	1
334519	Other measuring & controlling device mfg ..	1 198	15 146	65 874	7	—	1	1	2	—	2	—	1	—
3346	Mfg & reproducing magnetic & optical media ..	(C)	(D)	(D)	2	—	—	1	—	—	1	—	—	—
33461	Mfg & reproducing magnetic & optical media ..	(C)	(D)	(D)	2	—	—	1	—	—	1	—	—	—
335	Electrical equip, appliance & component mfg .....	(C)	(D)	(D)	8	5	—	2	—	—	1	—	—	—
3353	Electrical equipment mfg .....	(C)	(D)	(D)	3	1	—	1	—	—	1	—	—	—
33531	Electrical equipment mfg .....	(C)	(D)	(D)	3	1	—	1	—	—	1	—	—	—
336	Transportation equipment mfg .....	(J)	(D)	(D)	14	6	—	2	1	3	—	—	—	2
3363	Motor vehicle parts mfg .....	(C)	(D)	(D)	4	2	—	—	—	2	—	—	—	—
33632	MV electrical & electronic equipment mfg .....	(C)	(D)	(D)	2	—	—	—	—	2	—	—	—	—
3364	Aerospace product & parts mfg .....	(I)	(D)	(D)	7	3	—	—	1	1	—	—	—	2
33641	Aerospace product & parts mfg .....	(I)	(D)	(D)	7	3	—	—	1	1	—	—	—	2

See footnotes at end of table.

**Table 6. Counties—Employees, Payroll, and Establishments by Industry: 2002—Con.**

[Excludes most government employees, railroad employees, and self-employed persons. Size class 1 to 4 includes establishments with payroll, but no employees, during mid-March pay period. (D) denotes figures withheld to avoid disclosing data for individual companies; the data are included in broader industry totals. Detailed industries with 100 or more employees are shown if industry was not a (D). For explanation of terms, abbreviations, and data reliability/comparability, see introductory text]

NAICS code	Industry	Number of employees for week including March 12	Payroll (\$1,000)		Total number of establishments	Number of establishments by employment-size class								
			First quarter	Annual		1 to 4	5 to 9	10 to 19	20 to 49	50 to 99	100 to 249	250 to 499	500 to 999	1,000 or more
<b>PIMA—Con.</b>														
<b>31-33 Manufacturing—Con.</b>														
337	Furniture & related product mfg . . . . .	388	2 180	10 835	60	40	9	6	4	1	—	—	—	—
3371	HH & institutional furniture & kitchen cabinet mfg . . . . .	340	1 923	8 160	51	34	7	6	3	1	—	—	—	—
33711	Wood kitchen cabinet & countertop mfg . . . . .	193	1 166	5 037	23	14	3	3	3	—	—	—	—	—
337110	Wood kitchen cabinet & countertop mfg . . . . .	193	1 166	5 037	23	14	3	3	3	—	—	—	—	—
33712	Household & institutional furniture mfg . . . . .	147	757	3 123	28	20	4	3	—	1	—	—	—	—
339	Miscellaneous mfg . . . . .	1 463	12 908	49 344	80	39	20	8	4	4	4	1	—	—
3391	Medical equipment & supplies mfg . . . . .	636	6 651	26 347	39	19	11	2	2	3	2	—	—	—
33911	Medical equipment & supplies mfg . . . . .	636	6 651	26 347	39	19	11	2	2	3	2	—	—	—
339112	Surgical & medical instrument mfg . . . . .	348	4 082	15 810	6	—	1	1	—	3	1	—	—	—
339113	Surgical appliance & supplies mfg . . . . .	140	1 902	7 720	4	—	1	1	—	1	—	—	—	—
3399	Other miscellaneous mfg . . . . .	827	6 257	22 997	41	20	9	6	2	1	2	1	—	—
33992	Sporting & athletic goods mfg . . . . .	513	4 295	14 896	6	2	—	1	—	1	1	1	—	—
339920	Sporting & athletic goods mfg . . . . .	513	4 295	14 896	6	2	—	1	—	1	1	1	—	—
33995	Sign mfg . . . . .	230	1 465	6 105	20	10	5	3	1	—	1	—	—	—
339950	Sign mfg . . . . .	230	1 465	6 105	20	10	5	3	1	—	1	—	—	—
<b>42</b>	<b>Wholesale trade . . . . .</b>	<b>7 634</b>	<b>64 037</b>	<b>263 619</b>	<b>844</b>	<b>441</b>	<b>189</b>	<b>115</b>	<b>79</b>	<b>15</b>	<b>5</b>	<b>—</b>	<b>—</b>	<b>—</b>
421	Wholesale trade, durable goods . . . . .	5 036	43 783	179 128	612	314	137	92	62	5	2	—	—	—
4211	Motor vehicle, motor vehicle pt & supply whsle . . . . .	549	3 294	13 782	60	26	18	9	6	—	1	—	—	—
42111	Automobile & other motor vehicle whsle . . . . .	190	1 157	5 179	11	5	3	1	1	—	1	—	—	—
421110	Automobile & other motor vehicle whsle . . . . .	190	1 157	5 179	11	5	3	1	1	—	1	—	—	—
42112	Motor vehicle supplies & new parts whsle . . . . .	200	1 163	4 612	25	10	7	4	4	—	—	—	—	—
421120	Motor vehicle supplies & new parts whsle . . . . .	200	1 163	4 612	25	10	7	4	4	—	—	—	—	—
42114	Motor vehicle parts (used) whsle . . . . .	123	677	2 671	21	10	7	4	—	—	—	—	—	—
421140	Motor vehicle parts (used) whsle . . . . .	123	677	2 671	21	10	7	4	—	—	—	—	—	—
4212	Furniture & home furnishing whsle . . . . .	322	2 354	9 347	40	21	11	4	2	2	—	—	—	—
42121	Furniture whsle . . . . .	(C)	(D)	(D)	15	7	4	2	1	1	—	—	—	—
42122	Home furnishing whsle . . . . .	(C)	(D)	(D)	25	14	7	2	1	1	—	—	—	—
4213	Lumber & other construction materials whsle . . . . .	236	1 834	7 622	33	20	5	5	3	—	—	—	—	—
42139	Other construction material whsle . . . . .	108	820	3 580	10	6	—	2	2	—	—	—	—	—
421390	Other construction material whsle . . . . .	108	820	3 580	10	6	—	2	2	—	—	—	—	—
4214	Professional & commercial equip & supp whsle . . . . .	927	9 005	35 130	97	45	21	16	15	—	—	—	—	—
42142	Office equipment whsle . . . . .	277	2 554	9 871	16	3	6	1	6	—	—	—	—	—
421420	Office equipment whsle . . . . .	277	2 554	9 871	16	3	6	1	6	—	—	—	—	—
42143	Computer & peripheral equip & software whsle . . . . .	190	1 980	8 365	26	9	8	8	1	—	—	—	—	—
421430	Computer & peripheral equip & software whsle . . . . .	190	1 980	8 365	26	9	8	8	1	—	—	—	—	—
42144	Other commercial equipment whsle . . . . .	133	940	3 799	14	8	2	2	2	—	—	—	—	—
421440	Other commercial equipment whsle . . . . .	133	940	3 799	14	8	2	2	2	—	—	—	—	—
42145	Medical, dental, hospital equip & supp whsle . . . . .	234	2 829	10 103	30	19	4	3	4	—	—	—	—	—
421450	Medical, dental, hospital equip & supp whsle . . . . .	234	2 829	10 103	30	19	4	3	4	—	—	—	—	—
4215	Metal & mineral (except petroleum) whsle . . . . .	206	1 624	7 104	31	16	5	9	1	—	—	—	—	—
42151	Metal service centers & offices whsle . . . . .	(C)	(D)	(D)	28	13	5	9	1	—	—	—	—	—
4216	Electrical goods whsle . . . . .	829	8 335	33 248	89	45	17	12	13	2	—	—	—	—
42161	Elec equip, wiring supp, const material whsle . . . . .	(E)	(D)	(D)	39	19	7	7	5	1	—	—	—	—
42169	Other electronic parts & equipment whsle . . . . .	420	4 719	18 758	38	16	9	5	7	1	—	—	—	—
421690	Other electronic parts & equipment whsle . . . . .	420	4 719	18 758	38	16	9	5	7	1	—	—	—	—
4217	Hardware, plumb & heating equip & sup whsle . . . . .	509	4 748	20 387	61	23	20	12	6	—	—	—	—	—
42171	Hardware whsle . . . . .	221	1 877	8 029	30	15	7	6	2	—	—	—	—	—
421710	Hardware whsle . . . . .	221	1 877	8 029	30	15	7	6	2	—	—	—	—	—
42173	Warm air heating & AC equip & supplies whsle . . . . .	171	1 894	8 335	15	2	7	3	3	—	—	—	—	—
421730	Warm air heating & AC equip & supplies whsle . . . . .	171	1 894	8 335	15	2	7	3	3	—	—	—	—	—
4218	Machinery, equipment & supplies whsle . . . . .	1 130	10 628	43 945	128	69	23	21	13	1	1	—	—	—
42181	Const & mining (exc petroleum) equip whsle . . . . .	359	4 123	16 720	23	9	4	5	4	—	1	—	—	—
421810	Const & mining (exc petroleum) equip whsle . . . . .	359	4 123	16 720	23	9	4	5	4	—	1	—	—	—
42183	Industrial machinery & equipment whsle . . . . .	393	3 342	14 046	46	27	5	7	6	1	—	—	—	—
421830	Industrial machinery & equipment whsle . . . . .	393	3 342	14 046	46	27	5	7	6	1	—	—	—	—
42184	Industrial supplies whsle . . . . .	117	990	4 247	23	10	10	3	—	—	—	—	—	—
421840	Industrial supplies whsle . . . . .	117	990	4 247	23	10	10	3	—	—	—	—	—	—
42185	Service establishment equip & supplies whsle . . . . .	139	1 113	4 686	21	14	2	4	1	—	—	—	—	—
421850	Service establishment equip & supplies whsle . . . . .	139	1 113	4 686	21	14	2	4	1	—	—	—	—	—
42186	Transportation equip, supplies (exc MV) whsle . . . . .	(C)	(D)	(D)	9	5	—	2	2	—	—	—	—	—
4219	Miscellaneous durable goods whsle . . . . .	328	1 961	8 563	73	49	17	4	3	—	—	—	—	—
42193	Recyclable material whsle . . . . .	126	850	3 578	11	4	3	2	2	—	—	—	—	—
421930	Recyclable material whsle . . . . .	126	850	3 578	11	4	3	2	2	—	—	—	—	—
422	Wholesale trade, nondurable goods . . . . .	2 598	20 254	84 491	232	127	52	23	17	10	3	—	—	—
4221	Paper & paper product whsle . . . . .	160	1 724	5 659	27	13	13	—	—	1	—	—	—	—
4223	Apparel, piece goods & notions whsle . . . . .	184	2 019	7 261	17	11	2	2	1	1	—	—	—	—
42233	Women's, children's, infants' clothing whsle . . . . .	(C)	(D)	(D)	5	3	1	—	—	1	—	—	—	—
4224	Grocery & related product whsle . . . . .	826	5 032	22 741	60	35	4	10	6	4	1	—	—	—
42245	Confectionery whsle . . . . .	(C)	(D)	(D)	3	—	1	—	1	1	—	—	—	—
42247	Meat & meat product whsle . . . . .	(C)	(D)	(D)	3	—	—	2	—	—	—	—	—	—
42248	Fresh fruit & vegetable whsle . . . . .	182	1 072	4 551	6	3	—	—	1	2	—	—	—	—
422480	Fresh fruit & vegetable whsle . . . . .	182	1 072	4 551	6	3	—	—	1	2	—	—	—	—
42249	Other grocery & related products whsle . . . . .	292	2 104	8 830	30	19	2	7	1	—	1	—	—	—
422490	Other grocery & related products whsle . . . . .	292	2 104	8 830	30	19	2	7	1	—	1	—	—	—
4226	Chemical & allied products whsle . . . . .	269	2 928	11 695	30	13	11	3	2	1	—	—	—	—
42269	Other chemical & allied products whsle . . . . .	250	2 737	11 026	25	10	9	3	2	1	—	—	—	—
422690	Other chemical & allied products whsle . . . . .	250	2 737	11 026	25	10	9	3	2	1	—	—	—	—

See footnotes at end of table.

**Table 6. Counties—Employees, Payroll, and Establishments by Industry: 2002—Con.**

[Excludes most government employees, railroad employees, and self-employed persons. Size class 1 to 4 includes establishments with payroll, but no employees, during mid-March pay period. (D) denotes figures withheld to avoid disclosing data for individual companies; the data are included in broader industry totals. Detailed industries with 100 or more employees are shown if industry was not a (D). For explanation of terms, abbreviations, and data reliability/comparability, see introductory text]

NAICS code	Industry	Number of employees for week including March 12	Payroll (\$1,000)		Total number of establishments	Number of establishments by employment-size class																					
			First quarter	Annual		1 to 4	5 to 9	10 to 19	20 to 49	50 to 99	100 to 249	250 to 499	500 to 999	1,000 or more													
<b>PIMA—Con.</b>																											
<b>42 Wholesale trade—Con.</b>																											
422	Wholesale trade, nondurable goods—Con.																										
4227	Petroleum & petroleum products whsle . . . . .	130	1 350	5 616	11	4	3	1	3	—	—	—	—	—	—	—	—	—	—	—							
4228	Beer, wine, distilled alcoholic beverage whsle . . . . .	448	3 949	17 531	4	1	—	—	—	1	2	—	—	—	—	—	—	—	—	—							
42281	Beer & ale whsle . . . . .	448	3 949	17 531	4	1	—	—	—	1	2	—	—	—	—	—	—	—	—	—							
422810	Beer & ale whsle . . . . .	448	3 949	17 531	4	1	—	—	—	1	2	—	—	—	—	—	—	—	—	—							
4229	Miscellaneous nondurable goods whsle . . . . .	455	2 422	10 654	68	41	17	5	3	2	—	—	—	—	—	—	—	—	—	—							
42292	Book, periodical & newspaper whsle . . . . .	130	891	3 608	14	8	3	—	2	1	—	—	—	—	—	—	—	—	—	—							
422920	Book, periodical & newspaper whsle . . . . .	130	891	3 608	14	8	3	—	2	1	—	—	—	—	—	—	—	—	—	—							
42293	Flower, nursery stock, florists' supplies whsle . . . . .	158	603	2 594	13	5	6	—	1	1	—	—	—	—	—	—	—	—	—	—							
422930	Flower, nursery stock, florists' supplies whsle . . . . .	158	603	2 594	13	5	6	—	1	1	—	—	—	—	—	—	—	—	—	—							
42299	Other miscellaneous nondurable goods whsle . . . . .	113	550	2 722	32	25	4	3	—	—	—	—	—	—	—	—	—	—	—	—							
422990	Other miscellaneous nondurable goods whsle . . . . .	113	550	2 722	32	25	4	3	—	—	—	—	—	—	—	—	—	—	—	—							
<b>44-45</b>	<b>Retail trade . . . . .</b>	<b>44 045</b>	<b>242 138</b>	<b>1 002 171</b>	<b>2 825</b>	<b>1 078</b>	<b>864</b>	<b>480</b>	<b>250</b>	<b>54</b>	<b>87</b>	<b>9</b>	<b>3</b>														
441	Motor vehicle & parts dealers . . . . .	6 466	55 960	226 078	314	99	95	67	28	9	13	3	—	—	—	—	—	—	—	—							
4411	Automobile dealers . . . . .	3 999	37 703	153 105	99	41	16	14	7	8	10	3	—	—	—	—	—	—	—	—							
44111	New car dealers . . . . .	3 476	33 772	137 039	32	4	4	1	3	7	10	3	—	—	—	—	—	—	—	—							
441110	New car dealers . . . . .	3 476	33 772	137 039	32	4	4	1	3	7	10	3	—	—	—	—	—	—	—	—							
44112	Used car dealers . . . . .	523	3 931	16 066	67	37	12	13	4	1	—	—	—	—	—	—	—	—	—	—							
441120	Used car dealers . . . . .	523	3 931	16 066	67	37	12	13	4	1	—	—	—	—	—	—	—	—	—	—							
4412	Other motor vehicle dealers . . . . .	753	8 465	32 394	37	13	12	8	1	—	3	—	—	—	—	—	—	—	—	—							
44121	Recreational vehicle dealers . . . . .	570	7 524	28 152	9	1	2	3	—	—	3	—	—	—	—	—	—	—	—	—							
441210	Recreational vehicle dealers . . . . .	570	7 524	28 152	9	1	2	3	—	—	3	—	—	—	—	—	—	—	—	—							
44122	Motorcycle & boat & other MV dealers . . . . .	183	941	4 242	28	12	10	5	1	—	—	—	—	—	—	—	—	—	—	—							
441221	Motorcycle dealers . . . . .	128	692	3 007	17	7	6	3	1	—	—	—	—	—	—	—	—	—	—	—							
4413	Automotive parts, accessories & tire stores . . . . .	1 714	9 792	40 579	178	45	67	45	20	1	—	—	—	—	—	—	—	—	—	—							
44131	Automotive parts, accessories & tire stores . . . . .	1 210	6 940	28 379	127	35	48	30	13	1	—	—	—	—	—	—	—	—	—	—							
441310	Automotive parts, accessories & tire stores . . . . .	1 210	6 940	28 379	127	35	48	30	13	1	—	—	—	—	—	—	—	—	—	—							
44132	Tire dealers . . . . .	504	2 852	12 200	51	10	19	15	7	—	—	—	—	—	—	—	—	—	—	—							
441320	Tire dealers . . . . .	504	2 852	12 200	51	10	19	15	7	—	—	—	—	—	—	—	—	—	—	—							
442	Furniture & home furnishing stores . . . . .	1 812	10 938	44 549	173	91	39	21	16	4	2	—	—	—	—	—	—	—	—	—							
4421	Furniture stores . . . . .	984	6 453	26 425	81	46	19	6	6	2	2	—	—	—	—	—	—	—	—	—							
44211	Furniture stores . . . . .	984	6 453	26 425	81	46	19	6	6	2	2	—	—	—	—	—	—	—	—	—							
442110	Furniture stores . . . . .	984	6 453	26 425	81	46	19	6	6	2	2	—	—	—	—	—	—	—	—	—							
4422	Home furnishings stores . . . . .	828	4 485	18 124	92	45	20	15	10	2	—	—	—	—	—	—	—	—	—	—							
44221	Floor covering stores . . . . .	475	3 214	12 848	44	17	11	8	7	1	—	—	—	—	—	—	—	—	—	—							
442210	Floor covering stores . . . . .	475	3 214	12 848	44	17	11	8	7	1	—	—	—	—	—	—	—	—	—	—							
44229	Other home furnishings stores . . . . .	353	1 271	5 276	48	28	9	7	3	1	—	—	—	—	—	—	—	—	—	—							
442299	All other home furnishings stores . . . . .	327	1 170	4 844	41	22	8	7	3	1	—	—	—	—	—	—	—	—	—	—							
443	Electronics & appliance stores . . . . .	1 191	6 710	27 763	127	64	41	12	5	3	2	—	—	—	—	—	—	—	—	—							
4431	Electronics & appliance stores . . . . .	1 191	6 710	27 763	127	64	41	12	5	3	2	—	—	—	—	—	—	—	—	—							
44311	Appliance, TV & all other electronics stores . . . . .	937	5 152	21 501	85	38	31	8	3	3	2	—	—	—	—	—	—	—	—	—							
443111	Household appliance stores . . . . .	125	729	2 956	20	12	4	3	1	—	—	—	—	—	—	—	—	—	—	—							
443112	Radio, television & other electronics stores . . . . .	812	4 423	18 545	65	26	27	5	2	3	2	—	—	—	—	—	—	—	—	—							
44312	Computer & software stores . . . . .	222	1 441	5 765	37	25	7	3	2	—	—	—	—	—	—	—	—	—	—	—							
443120	Computer & software stores . . . . .	222	1 441	5 765	37	25	7	3	2	—	—	—	—	—	—	—	—	—	—	—							
444	Bldg material & garden equip & supp dealers . . . . .	3 676	20 606	88 000	234	86	57	56	24	2	9	—	—	—	—	—	—	—	—	—							
4441	Building material & supplies dealers . . . . .	3 214	18 887	80 575	185	60	49	45	21	2	8	—	—	—	—	—	—	—	—	—							
44411	Home centers (G) (D) . . . . .		(D)	(D)	8	1	—	—	—	—	6	—	—	—	—	—	—	—	—	—							
44412	Paint & wallpaper stores (C) (D) . . . . .		(D)	(D)	15	4	6	4	1	—	—	—	—	—	—	—	—	—	—	—							
44413	Hardware stores . . . . .	548	2 367	9 647	37	14	7	11	3	1	1	—	—	—	—	—	—	—	—	—							
444130	Hardware stores . . . . .	548	2 367	9 647	37	14	7	11	3	1	1	—	—	—	—	—	—	—	—	—							
44419	Other building material dealers . . . . .	1 394	9 764	41 231	125	41	35	30	17	1	1	—	—	—	—	—	—	—	—	—							
444190	Other building material dealers . . . . .	1 394	9 764	41 231	125	41	35	30	17	1	1	—	—	—	—	—	—	—	—	—							
4442	Lawn & garden equip & supplies stores . . . . .	462	1 719	7 425	49	26	8	11	3	—	1	—	—	—	—	—	—	—	—	—							
44422	Nursery & garden centers (E) (D) . . . . .		(D)	(D)	47	25	7	11	3	—	1	—	—	—	—	—	—	—	—	—							
445	Food & beverage stores . . . . .	9 041	50 591	209 998	259	96	53	28	25	17	39	—	1	—	—	—	—	—	—	—							
4451	Grocery stores . . . . .	8 456	48 446	200 436	168	51	27	12	21	17	39	—	1	—	—	—	—	—	—	—							
44511	Grocery (except convenience) stores . . . . .	8 233	47 712	197 329	125	29	10	9	20	17	39	—	1	—	—	—	—	—	—	—							
445110	Grocery (except convenience) stores . . . . .	8 233	47 712	197 329	125	29	10	9	20	17	39	—	1	—	—	—	—	—	—	—							
44512	Convenience stores . . . . .	223	734	3 107	43	22	17	3	1	—	—	—	—	—	—	—	—	—	—	—							
445120	Convenience stores . . . . .	223	734	3 107	43	22	17	3	1	—	—	—	—	—	—	—	—	—	—	—							
4452	Specialty food stores . . . . .	428	1 624	6 810	63	29	18	13	3	—	—	—	—	—	—	—	—	—	—	—							
44529	Other specialty food stores . . . . .	254	994	4 096	44	21	13	9	1	—	—	—	—	—	—	—	—	—	—	—							
445291	Baked goods stores . . . . .	121	533	2 299	16	5	5	5	1	—	—	—	—	—	—	—	—	—	—	—							
4453	Beer, wine & liquor stores . . . . .	157	521	2 752	28	16	8	3																			

**Table 6. Counties—Employees, Payroll, and Establishments by Industry: 2002—Con.**

[Excludes most government employees, railroad employees, and self-employed persons. Size class 1 to 4 includes establishments with payroll, but no employees, during mid-March pay period. (D) denotes figures withheld to avoid disclosing data for individual companies; the data are included in broader industry totals. Detailed industries with 100 or more employees are shown if industry was not a (D). For explanation of terms, abbreviations, and data reliability/comparability, see introductory text]

NAICS code	Industry	Number of employees for week including March 12	Payroll (\$1,000)		Total number of establishments	Number of establishments by employment-size class									
			First quarter	Annual		1 to 4	5 to 9	10 to 19	20 to 49	50 to 99	100 to 249	250 to 499	500 to 999	1,000 or more	
<b>PIMA—Con.</b>															
<b>44-45 Retail trade—Con.</b>															
447	Gasoline stations .....	2 269	9 259	38 123	274	46	166	55	5	1	1	-	-	-	
4471	Gasoline stations .....	2 269	9 259	38 123	274	46	166	55	5	1	1	-	-	-	
44711	Gasoline stations with convenience stores ...	1 774	7 249	30 433	226	33	143	46	3	1	-	-	-	-	
447110	Gasoline stations with convenience stores .	1 774	7 249	30 433	226	33	143	46	3	1	-	-	-	-	
44719	Other gasoline stations .....	495	2 010	7 690	48	13	23	9	2	-	1	-	-	-	
447190	Other gasoline stations .....	495	2 010	7 690	48	13	23	9	2	-	1	-	-	-	
448	Clothing & clothing accessories stores .....	3 647	12 430	48 605	396	135	153	64	42	2	-	-	-	-	
4481	Clothing stores .....	2 601	7 907	30 834	229	73	65	52	38	1	-	-	-	-	
44811	Men's clothing stores .....	232	813	3 420	23	2	13	6	2	-	-	-	-	-	
448110	Men's clothing stores .....	232	813	3 420	23	2	13	6	2	-	-	-	-	-	
44812	Women's clothing stores .....	682	2 281	8 601	81	31	25	18	7	-	-	-	-	-	
448120	Women's clothing stores .....	682	2 281	8 601	81	31	25	18	7	-	-	-	-	-	
44814	Family clothing stores .....	1 242	3 479	13 756	72	18	11	19	23	1	-	-	-	-	
448140	Family clothing stores .....	1 242	3 479	13 756	72	18	11	19	23	1	-	-	-	-	
44819	Other clothing stores .....	259	789	2 828	26	10	6	5	5	-	-	-	-	-	
448190	Other clothing stores .....	259	789	2 828	26	10	6	5	5	-	-	-	-	-	
4482	Shoe stores .....	602	1 809	7 385	74	19	42	8	4	1	-	-	-	-	
44821	Shoe stores .....	602	1 809	7 385	74	19	42	8	4	1	-	-	-	-	
448210	Shoe stores .....	602	1 809	7 385	74	19	42	8	4	1	-	-	-	-	
4483	Jewelry, luggage & leather goods stores .....	444	2 714	10 386	93	43	46	4	-	-	-	-	-	-	
44831	Jewelry stores .....	(E)	(D)	(D)	83	37	42	4	-	-	-	-	-	-	
451	Sporting goods, hobby, book & music stores .....	1 962	7 462	31 448	220	82	73	48	12	5	-	-	-	-	
4511	Sporting goods, hobby, musical instrument stores .....	1 357	5 426	23 083	160	62	55	30	11	2	-	-	-	-	
45111	Sporting goods stores .....	602	2 615	11 266	82	33	28	16	5	-	-	-	-	-	
451110	Sporting goods stores .....	602	2 615	11 266	82	33	28	16	5	-	-	-	-	-	
45112	Hobby, toy & game stores .....	444	1 474	6 415	39	16	14	4	3	2	-	-	-	-	
451120	Hobby, toy & game stores .....	444	1 474	6 415	39	16	14	4	3	2	-	-	-	-	
45113	Sewing, needlework & piece goods stores ...	153	530	2 228	20	4	9	7	-	-	-	-	-	-	
451130	Sewing, needlework & piece goods stores ...	153	530	2 228	20	4	9	7	-	-	-	-	-	-	
45114	Musical instrument & supplies stores .....	158	807	3 174	19	9	4	3	3	-	-	-	-	-	
451140	Musical instrument & supplies stores .....	158	807	3 174	19	9	4	3	3	-	-	-	-	-	
4512	Book, periodical & music stores .....	605	2 036	8 365	60	20	18	18	1	3	-	-	-	-	
45121	Book stores & news dealers .....	392	1 406	5 780	38	18	12	4	1	3	-	-	-	-	
45122	Prerecorded tape, CD & record stores .....	213	630	2 585	22	2	6	14	-	-	-	-	-	-	
451220	Prerecorded tape, CD & record stores .....	213	630	2 585	22	2	6	14	-	-	-	-	-	-	
452	General merchandise stores .....	7 090	30 657	127 945	76	20	10	7	8	3	21	5	2	-	
4521	Department stores .....	5 473	23 029	92 192	27	-	-	1	-	3	18	3	2	-	
45211	Department stores .....	5 473	23 029	92 192	27	-	-	1	-	3	18	3	2	-	
452110	Department stores .....	5 473	23 029	92 192	27	-	-	1	-	3	18	3	2	-	
4529	Other general merchandise stores .....	1 617	7 628	35 753	49	20	10	6	8	-	3	2	-	-	
45291	Warehouse clubs & superstores .....	1 182	6 500	30 820	5	-	-	-	-	-	3	2	-	-	
452910	Warehouse clubs & superstores .....	1 182	6 500	30 820	5	-	-	-	-	-	3	2	-	-	
45299	All other general merchandise stores .....	435	1 128	4 933	44	20	10	6	8	-	-	-	-	-	
452990	All other general merchandise stores .....	435	1 128	4 933	44	20	10	6	8	-	-	-	-	-	
453	Miscellaneous store retailers .....	3 660	14 840	61 082	445	222	109	69	39	6	-	-	-	-	
4531	Florists .....	288	1 010	3 947	39	20	11	4	4	-	-	-	-	-	
45311	Florists .....	288	1 010	3 947	39	20	11	4	4	-	-	-	-	-	
453110	Florists .....	288	1 010	3 947	39	20	11	4	4	-	-	-	-	-	
4532	Office supplies, stationery & gift stores .....	1 112	3 978	16 146	138	66	35	25	11	1	-	-	-	-	
45321	Office supplies & stationery stores .....	361	1 885	7 757	27	7	6	8	6	-	-	-	-	-	
453210	Office supplies & stationery stores .....	361	1 885	7 757	27	7	6	8	6	-	-	-	-	-	
45322	Gift, novelty & souvenir stores .....	751	2 093	8 389	111	59	29	17	5	1	-	-	-	-	
453220	Gift, novelty & souvenir stores .....	751	2 093	8 389	111	59	29	17	5	1	-	-	-	-	
4533	Used merchandise stores .....	956	3 595	14 518	84	40	13	16	12	3	-	-	-	-	
45331	Used merchandise stores .....	956	3 595	14 518	84	40	13	16	12	3	-	-	-	-	
453310	Used merchandise stores .....	956	3 595	14 518	84	40	13	16	12	3	-	-	-	-	
4539	Other miscellaneous store retailers .....	1 304	6 257	26 471	184	96	50	24	12	2	-	-	-	-	
45391	Pet & pet supplies stores .....	342	1 617	7 584	27	7	7	6	6	-	-	-	-	-	
453910	Pet & pet supplies stores .....	342	1 617	7 584	27	7	7	6	6	-	-	-	-	-	
45392	Art dealers .....	176	602	2 444	32	25	3	3	-	1	-	-	-	-	
453920	Art dealers .....	176	602	2 444	32	25	3	3	-	1	-	-	-	-	
45393	Manufactured (mobile) home dealers .....	164	1 339	4 822	37	22	14	-	1	-	-	-	-	-	
453930	Manufactured (mobile) home dealers .....	164	1 339	4 822	37	22	14	-	1	-	-	-	-	-	
45399	All other miscellaneous store retailers .....	622	2 699	11 621	88	42	26	14	5	1	-	-	-	-	
453991	Tobacco stores .....	134	561	2 214	27	14	9	4	-	-	-	-	-	-	
453998	All other misc store retailers (exc tobacco) .	488	2 138	9 407	61	28	17	10	5	1	-	-	-	-	
454	Nonstore retailers .....	1 161	7 862	32 451	112	62	19	21	8	1	-	1	-	-	
4541	Electronic shopping & mail-order houses .....	752	5 163	21 337	43	20	9	9	3	1	-	1	-	-	
45411	Electronic shopping & mail-order houses .....	752	5 163	21 337	43	20	9	9	3	1	-	1	-	-	
454110	Electronic shopping & mail-order houses ...	752	5 163	21 337	43	20	9	9	3	1	-	1	-	-	
4543	Direct selling establishments .....	303	2 271	9 399	55	34	8	9	4	-	-	-	-	-	
45439	Other direct selling establishments .....	303	2 074	8 673	50	31	7	8	4	-	-	-	-	-	
454390	Other direct selling establishments .....	303	2 074	8 673	50	31	7	8	4	-	-	-	-	-	
<b>48-49</b>	<b>Transportation &amp; warehousing .....</b>	<b>5 188</b>	<b>38 845</b>	<b>165 093</b>	<b>373</b>	<b>187</b>	<b>68</b>	<b>58</b>	<b>37</b>	<b>17</b>	<b>4</b>	<b>2</b>	<b>-</b>	<b>-</b>	
481	Air transportation .....	455	3 742	16 328	24	12	1	5	2	3	1	-	-	-	
4811	Scheduled air transportation .....	395	3 222	13 734	16	7	-	4	1	3	1	-	-	-	
48111	Scheduled air transportation .....	395	3 222	13 734	16	7	-	4	1	3	1	-	-	-	
481111	Scheduled passenger air transportation ...	367	2 872	12 839	12	5	-	2	1	3	1	-	-	-	

See footnotes at end of table.



**Table 6. Counties—Employees, Payroll, and Establishments by Industry: 2002—Con.**

[Excludes most government employees, railroad employees, and self-employed persons. Size class 1 to 4 includes establishments with payroll, but no employees, during mid-March pay period. (D) denotes figures withheld to avoid disclosing data for individual companies; the data are included in broader industry totals. Detailed industries with 100 or more employees are shown if industry was not a (D). For explanation of terms, abbreviations, and data reliability/comparability, see introductory text]

NAICS code	Industry	Number of employees for week including March 12	Payroll (\$1,000)		Total number of establishments	Number of establishments by employment-size class									
			First quarter	Annual		1 to 4	5 to 9	10 to 19	20 to 49	50 to 99	100 to 249	250 to 499	500 to 999	1,000 or more	
<b>PIMA—Con.</b>															
<b>48-49 Transportation &amp; warehousing—Con.</b>															
484	Truck transportation .....	1 640	12 257	53 751	166	87	29	28	16	5	1	—	—	—	
4841	General freight trucking .....	624	5 506	22 230	78	41	15	14	6	2	—	—	—	—	
48411	General freight trucking, local .....	192	1 492	6 269	30	18	6	5	—	1	—	—	—	—	
484110	General freight trucking, local .....	192	1 492	6 269	30	18	6	5	—	1	—	—	—	—	
48412	General freight trucking, long-distance .....	432	4 014	15 961	48	23	9	9	6	1	—	—	—	—	
484121	General freight trucking, long-distance, TL .....	126	963	3 783	33	21	9	3	—	—	—	—	—	—	
484122	General freight trucking, long-distance, LTL .....	306	3 051	12 178	15	2	—	6	6	1	—	—	—	—	
4842	Specialized freight trucking .....	1 016	6 751	31 521	88	46	14	14	10	3	1	—	—	—	
48421	Used household & office goods moving .....	408	2 416	12 872	32	18	2	7	2	3	—	—	—	—	
484210	Used household & office goods moving .....	408	2 416	12 872	32	18	2	7	2	3	—	—	—	—	
48422	Specialized freight (exc used) trucking, local .....	352	2 094	9 363	41	22	9	4	6	—	—	—	—	—	
484220	Specialized freight (exc used) trucking, local .....	352	2 094	9 363	41	22	9	4	6	—	—	—	—	—	
48423	Specialized freight (exc used) trucking, LDist .....	256	2 241	9 286	15	6	3	3	2	—	1	—	—	—	
484230	Specialized freight (exc used) trucking, LDist .....	256	2 241	9 286	15	6	3	3	2	—	1	—	—	—	
485	Transit & ground passenger transportation .....	1 317	8 370	35 094	43	14	11	5	5	6	1	1	—	—	
4851	Urban transit systems .....	(E)	(D)	(D)	4	1	—	2	—	—	—	1	—	—	
48511	Urban transit systems .....	(E)	(D)	(D)	4	1	—	2	—	—	—	1	—	—	
4852	Interurban & rural bus transportation .....	(C)	(D)	(D)	5	—	2	1	1	1	—	—	—	—	
48521	Interurban & rural bus transportation .....	(C)	(D)	(D)	5	—	2	1	1	1	—	—	—	—	
4854	School & employee bus transportation .....	(C)	(D)	(D)	3	1	—	—	1	1	—	—	—	—	
48541	School & employee bus transportation .....	(C)	(D)	(D)	3	1	—	—	1	1	—	—	—	—	
4855	Charter bus industry .....	114	435	1 818	6	1	2	1	1	1	—	—	—	—	
48551	Charter bus industry .....	114	435	1 818	6	1	2	1	1	1	—	—	—	—	
485510	Charter bus industry .....	114	435	1 818	6	1	2	1	1	1	—	—	—	—	
4859	Oth transit & ground passenger transportation .....	376	1 549	7 044	16	7	4	1	1	2	1	—	—	—	
48599	Oth transit & ground passenger transportation .....	376	1 549	7 044	16	7	4	1	1	2	1	—	—	—	
485991	Special needs transportation .....	252	1 177	5 296	5	1	1	—	1	1	1	—	—	—	
485999	All other transit & ground passenger trans .....	124	372	1 748	11	6	3	—	—	1	—	—	—	—	
488	Transportation support activities .....	1 054	7 898	35 740	83	49	13	12	5	3	—	1	—	—	
4881	Air transportation support activities .....	704	5 764	26 385	27	10	5	6	3	2	—	1	—	—	
48811	Airport operations .....	105	900	3 677	11	4	3	2	2	—	—	—	—	—	
48819	Other air transportation support activities .....	599	4 864	22 708	16	6	2	4	1	2	—	1	—	—	
488190	Other air transportation support activities .....	599	4 864	22 708	16	6	2	4	1	2	—	1	—	—	
4884	Road transportation support activities .....	153	772	3 308	23	11	6	5	1	—	—	—	—	—	
48841	Motor vehicle towing .....	129	589	2 497	18	8	5	4	1	—	—	—	—	—	
488410	Motor vehicle towing .....	129	589	2 497	18	8	5	4	1	—	—	—	—	—	
492	Couriers & messengers .....	599	3 682	15 700	43	20	11	4	7	—	1	—	—	—	
4921	Couriers .....	348	2 483	10 531	21	10	5	2	3	—	1	—	—	—	
49211	Couriers .....	348	2 483	10 531	21	10	5	2	3	—	1	—	—	—	
492110	Couriers .....	348	2 483	10 531	21	10	5	2	3	—	1	—	—	—	
4922	Local messengers & local delivery .....	251	1 199	5 169	22	10	6	2	4	—	—	—	—	—	
49221	Local messengers & local delivery .....	251	1 199	5 169	22	10	6	2	4	—	—	—	—	—	
492210	Local messengers & local delivery .....	251	1 199	5 169	22	10	6	2	4	—	—	—	—	—	
<b>51</b>	<b>Information .....</b>	<b>6 983</b>	<b>114 692</b>	<b>456 301</b>	<b>331</b>	<b>161</b>	<b>66</b>	<b>45</b>	<b>27</b>	<b>17</b>	<b>12</b>	<b>1</b>	<b>1</b>	<b>1</b>	
511	Publishing industries .....	2 910	79 559	317 004	100	50	17	15	10	6	—	—	1	1	
5111	Newspaper, periodical, book, database publishers .....	(G)	(D)	(D)	63	29	11	11	6	5	—	—	1	—	
51111	Newspaper publishers .....	909	7 167	25 937	17	5	5	3	2	—	—	—	1	—	
511110	Newspaper publishers .....	909	7 167	25 937	17	5	5	3	2	—	—	—	1	—	
51112	Periodical publishers .....	285	2 036	8 422	23	13	1	6	2	1	—	—	—	—	
511120	Periodical publishers .....	285	2 036	8 422	23	13	1	6	2	1	—	—	—	—	
51119	Other publishers .....	(C)	(D)	(D)	8	3	2	2	—	1	—	—	—	—	
5112	Software publishers .....	(G)	(D)	(D)	37	21	6	4	4	1	—	—	—	1	
51121	Software publishers .....	(G)	(D)	(D)	37	21	6	4	4	1	—	—	—	1	
512	Motion picture & sound recording industries .....	454	1 258	5 015	35	20	4	5	3	2	1	—	—	—	
5121	Motion picture & video industries .....	440	1 210	4 826	26	11	4	5	3	2	1	—	—	—	
51213	Motion picture & video exhibition .....	398	965	3 985	11	—	—	5	3	2	1	—	—	—	
513	Broadcasting & telecommunications .....	2 572	27 421	108 382	150	65	38	20	12	7	8	—	—	—	
5131	Radio & television broadcasting .....	882	7 834	34 285	30	7	8	2	7	3	3	—	—	—	
51311	Radio broadcasting .....	474	3 748	16 051	24	7	7	2	5	3	—	—	—	—	
513112	Radio stations .....	452	3 653	15 605	21	7	4	2	5	3	—	—	—	—	
51312	Television broadcasting .....	408	4 086	18 234	6	—	1	—	2	—	3	—	—	—	
513120	Television broadcasting .....	408	4 086	18 234	6	—	1	—	2	—	3	—	—	—	
5132	Cable networks & program distribution .....	488	5 234	21 731	8	4	—	—	1	—	7	—	—	—	
51322	Cable & other program distribution .....	(E)	(D)	(D)	7	4	—	—	—	—	3	—	—	—	
5133	Telecommunications .....	1 202	14 353	52 366	112	54	30	18	4	4	2	—	—	—	
51331	Wired telecommunications carriers .....	904	10 937	39 809	67	35	12	12	2	4	2	—	—	—	
513310	Wired telecommunications carriers .....	904	10 937	39 809	67	35	12	12	2	4	2	—	—	—	
51332	Wireless telecom carriers (exc satellite) .....	279	3 200	11 774	40	15	18	5	2	—	—	—	—	—	
514	Information & data processing services .....	1 047	6 454	25 900	46	26	7	5	2	2	3	1	—	—	
5141	Information services .....	549	2 895	12 810	25	16	2	3	1	1	1	1	—	—	
51419	Other information services .....	(F)	(D)	(D)	22	14	2	2	1	1	1	1	—	—	
5142	Data processing services .....	498	3 559	13 090	21	10	5	2	1	1	2	—	—	—	
51421	Data processing services .....	498	3 559	13 090	21	10	5	2	1	1	2	—	—	—	
514210	Data processing services .....	498	3 559	13 090	21	10	5	2	1	1	2	—	—	—	

See footnotes at end of table.

**Table 6. Counties—Employees, Payroll, and Establishments by Industry: 2002—Con.**

[Excludes most government employees, railroad employees, and self-employed persons. Size class 1 to 4 includes establishments with payroll, but no employees, during mid-March pay period. (D) denotes figures withheld to avoid disclosing data for individual companies; the data are included in broader industry totals. Detailed industries with 100 or more employees are shown if industry was not a (D). For explanation of terms, abbreviations, and data reliability/comparability, see introductory text]

NAICS code	Industry	Number of employees for week including March 12	Payroll (\$1,000)		Total number of establishments	Number of establishments by employment-size class								
			First quarter	Annual		1 to 4	5 to 9	10 to 19	20 to 49	50 to 99	100 to 249	250 to 499	500 to 999	1,000 or more
<b>PIMA—Con.</b>														
<b>52</b>	<b>Finance &amp; insurance</b>	<b>9 054</b>	<b>88 597</b>	<b>359 879</b>	<b>1 160</b>	<b>736</b>	<b>181</b>	<b>155</b>	<b>59</b>	<b>19</b>	<b>9</b>	<b>1</b>	-	-
522	Credit intermediation & related activities	4 382	37 829	156 748	459	198	100	114	38	7	2	-	-	-
5221	Depository credit intermediation	3 049	22 833	86 425	230	51	52	92	29	4	2	-	-	-
52211	Commercial banking	2 141	16 279	57 404	162	32	31	72	25	1	1	-	-	-
522110	Commercial banking	2 141	16 279	57 404	162	32	31	72	25	1	1	-	-	-
52212	Savings institutions	191	1 862	8 292	23	8	9	5	1	-	-	-	-	-
522120	Savings institutions	191	1 862	8 292	23	8	9	5	1	-	-	-	-	-
52213	Credit unions	717	4 692	20 729	45	11	12	15	3	3	1	-	-	-
522130	Credit unions	717	4 692	20 729	45	11	12	15	3	3	1	-	-	-
5222	Nondepository credit intermediation	794	9 425	40 927	127	73	31	16	6	1	-	-	-	-
52222	Sales financing (C)	(D)	(D)	(D)	24	17	3	4	-	-	-	-	-	-
52229	Other nondepository credit intermediation	682	8 154	35 979	102	55	28	12	6	1	-	-	-	-
522292	Real estate credit	568	7 308	32 427	71	35	17	12	6	1	-	-	-	-
5223	Activities related to credit intermediation	539	5 571	29 396	102	74	17	6	3	2	-	-	-	-
52231	Mortgage & nonmortgage brokers	331	4 623	25 483	45	28	7	6	2	2	-	-	-	-
522310	Mortgage & nonmortgage brokers	331	4 623	25 483	45	28	7	6	2	2	-	-	-	-
52239	Other credit intermediation activities	(C)	(D)	(D)	53	42	10	-	1	-	-	-	-	-
523	Security, commodity contracts & like activity	(G)	(D)	(D)	205	147	23	18	9	6	2	-	-	-
5231	Scrtly & comdty contracts intermed & brokerage	1 082	18 154	65 774	98	63	13	9	6	6	1	-	-	-
52311	Investment banking & securities dealing	(C)	(D)	(D)	12	8	2	-	1	1	-	-	-	-
52312	Securities brokerage	912	15 478	55 489	82	52	11	8	5	5	1	-	-	-
523120	Securities brokerage	912	15 478	55 489	82	52	11	8	5	5	1	-	-	-
5239	Other financial investment activities	(F)	(D)	(D)	107	84	10	9	3	-	1	-	-	-
52391	Miscellaneous intermediation	117	1 113	4 594	17	10	2	3	2	-	-	-	-	-
523910	Miscellaneous intermediation	117	1 113	4 594	17	10	2	3	2	-	-	-	-	-
52392	Portfolio management	190	2 079	17 672	24	17	4	2	-	-	1	-	-	-
523920	Portfolio management	190	2 079	17 672	24	17	4	2	-	-	1	-	-	-
52393	Investment advice	144	800	4 027	55	49	4	1	1	-	-	-	-	-
523930	Investment advice	144	800	4 027	55	49	4	1	1	-	-	-	-	-
524	Insurance carriers & related activities	3 053	27 854	108 236	488	385	57	22	12	6	5	1	-	-
5241	Insurance carriers	1 148	13 154	46 726	80	51	10	8	5	4	1	1	-	-
52411	Direct life, health, medical insurance carriers	629	6 985	24 525	30	19	4	3	1	2	-	1	-	-
524113	Direct life insurance carriers	152	1 324	3 691	22	14	4	3	-	1	-	-	-	-
524114	Direct health & medical insurance carriers	477	5 661	20 834	8	5	-	-	1	1	-	1	-	-
52412	Other direct insurance carriers	(F)	(D)	(D)	48	31	6	4	4	2	1	-	-	-
524127	Direct title insurance carriers	388	4 349	16 234	22	11	3	3	2	2	1	-	-	-
5242	Agencies & other insurance related activities	1 905	14 700	61 510	408	334	47	14	7	2	4	-	-	-
52421	Insurance agencies & brokerages	1 319	9 914	42 844	384	322	44	11	4	2	1	-	-	-
524210	Insurance agencies & brokerages	1 319	9 914	42 844	384	322	44	11	4	2	1	-	-	-
52429	Other insurance related activities	586	4 786	18 666	24	12	3	3	3	-	3	-	-	-
524292	Insurance & pension funds, third party admin	239	2 566	9 572	12	5	2	1	3	-	1	-	-	-
<b>53</b>	<b>Real estate &amp; rental &amp; leasing</b>	<b>6 639</b>	<b>38 262</b>	<b>168 767</b>	<b>1 121</b>	<b>765</b>	<b>184</b>	<b>113</b>	<b>47</b>	<b>9</b>	<b>1</b>	<b>2</b>	-	-
531	Real estate	4 456	25 937	116 017	925	699	123	67	28	6	1	1	-	-
5311	Lessors of real estate	1 529	6 047	25 609	337	254	50	23	7	3	-	-	-	-
53111	Lessors of residential buildings & dwellings	720	2 753	12 029	151	111	27	8	3	2	-	-	-	-
531110	Lessors of residential buildings & dwellings	720	2 753	12 029	151	111	27	8	3	2	-	-	-	-
53112	Lessors of nonres bldg (exc miniwarehouses)	409	1 920	7 855	70	47	15	3	4	1	-	-	-	-
531120	Lessors of nonres bldg (exc miniwarehouses)	409	1 920	7 855	70	47	15	3	4	1	-	-	-	-
53113	Lessors of miniwarehouses & self storage units	100	345	1 370	42	41	1	-	-	-	-	-	-	-
531130	Lessors of miniwarehouses & self storage units	100	345	1 370	42	41	1	-	-	-	-	-	-	-
53119	Lessors of other real estate property	300	1 029	4 355	74	55	7	12	-	-	-	-	-	-
531190	Lessors of other real estate property	300	1 029	4 355	74	55	7	12	-	-	-	-	-	-
5312	Offices of real estate agents & brokers	948	7 409	33 723	320	270	29	14	6	1	-	-	-	-
53121	Offices of real estate agents & brokers	948	7 409	33 723	320	270	29	14	6	1	-	-	-	-
531210	Offices of real estate agents & brokers	948	7 409	33 723	320	270	29	14	6	1	-	-	-	-
5313	Activities related to real estate	1 979	12 481	56 685	268	175	44	30	15	2	1	1	-	-
53131	Real estate property managers	1 502	9 062	36 768	147	79	35	20	9	2	1	1	-	-
531311	Residential property managers	1 267	7 359	29 416	104	50	28	17	5	2	1	1	-	-
531312	Nonresidential property managers	235	1 703	7 352	43	29	7	3	4	-	-	-	-	-
53132	Offices of real estate appraisers	225	1 563	7 514	62	48	7	5	2	-	-	-	-	-
531320	Offices of real estate appraisers	225	1 563	7 514	62	48	7	5	2	-	-	-	-	-
53139	Other activities related to real estate	252	1 856	12 403	59	48	2	5	4	-	-	-	-	-
531390	Other activities related to real estate	252	1 856	12 403	59	48	2	5	4	-	-	-	-	-
532	Rental & leasing services	(G)	(D)	(D)	192	62	61	46	19	3	-	1	-	-
5321	Automotive equipment rental & leasing	801	4 405	18 437	39	16	11	2	7	2	-	1	-	-
53211	Passenger car rental & leasing	688	3 580	14 885	20	6	4	2	5	2	-	1	-	-
532111	Passenger car rental	688	3 580	14 885	20	6	4	2	5	2	-	1	-	-
53212	Truck, utility trailer & RV rental & leasing	113	825	3 552	19	10	7	-	2	-	-	-	-	-
532120	Truck, utility trailer & RV rental & leasing	113	825	3 552	19	10	7	-	2	-	-	-	-	-
5322	Consumer goods rental	895	3 867	16 426	96	21	34	34	7	-	-	-	-	-
53223	Video tape & disc rental	486	1 552	6 030	51	7	15	28	1	-	-	-	-	-
532230	Video tape & disc rental	486	1 552	6 030	51	7	15	28	1	-	-	-	-	-
53229	Other consumer goods rental	331	1 839	8 355	28	8	8	6	6	-	-	-	-	-
532299	All other consumer goods rental	224	1 027	4 628	21	5	8	4	4	-	-	-	-	-
5323	General rental centers	(C)	(D)	(D)	22	7	11	4	-	-	-	-	-	-
53231	General rental centers	(C)	(D)	(D)	22	7	11	4	-	-	-	-	-	-
5324	Commercial, industrial equip rental & leasing	349	3 003	13 419	35	18	5	6	5	1	-	-	-	-
53241	Const, trans, mining equip rental & leasing	(C)	(D)	(D)	13	5	1	4	2	1	-	-	-	-
53249	Oth commercial, industrial equip rental, lease	146	1 482	6 851	18	11	2	2	3	-	-	-	-	-
532490	Oth commercial, industrial equip rental, lease	146	1 482	6 851	18	11	2	2	3	-	-	-	-	-

See footnotes at end of table.

**Table 6. Counties—Employees, Payroll, and Establishments by Industry: 2002—Con.**

[Excludes most government employees, railroad employees, and self-employed persons. Size class 1 to 4 includes establishments with payroll, but no employees, during mid-March pay period. (D) denotes figures withheld to avoid disclosing data for individual companies; the data are included in broader industry totals. Detailed industries with 100 or more employees are shown if industry was not a (D). For explanation of terms, abbreviations, and data reliability/comparability, see introductory text]

NAICS code	Industry	Number of employees for week including March 12	Payroll (\$1,000)		Total number of establishments	Number of establishments by employment-size class									
			First quarter	Annual		1 to 4	5 to 9	10 to 19	20 to 49	50 to 99	100 to 249	250 to 499	500 to 999	1,000 or more	
<b>PIMA—Con.</b>															
<b>54</b>	<b>Professional, scientific &amp; technical services</b>	<b>16 683</b>	<b>160 865</b>	<b>697 528</b>	<b>2 339</b>	<b>1 610</b>	<b>348</b>	<b>222</b>	<b>114</b>	<b>28</b>	<b>15</b>	<b>1</b>	<b>—</b>	<b>1</b>	
541	Professional, scientific & technical services	16 683	160 865	697 528	2 339	1 610	348	222	114	28	15	1	—	1	
5411	Legal services	2 374	28 552	130 765	541	412	69	39	18	3	—	—	—	—	
54111	Offices of lawyers	2 256	27 702	128 072	523	401	66	36	17	3	—	—	—	—	
541110	Offices of lawyers	2 256	27 702	128 072	523	401	66	36	17	3	—	—	—	—	
54119	Other legal services	118	850	2 693	18	11	3	3	1	—	—	—	—	—	
5412	Accounting, tax prep, bookkeep, payroll services	3 697	18 904	82 711	382	254	63	40	18	5	1	—	—	1	
54121	Accounting, tax prep, bookkeep, payroll services	3 697	18 904	82 711	382	254	63	40	18	5	1	—	—	1	
541211	Offices of certified public accountants	832	7 012	32 616	181	131	31	13	4	2	—	—	—	—	
541213	Tax preparation services	842	1 732	4 196	79	34	14	19	10	2	—	—	—	—	
541214	Payroll services	1 592	7 939	36 773	7	—	—	3	2	—	1	—	—	1	
541219	Other accounting services	431	2 221	9 126	115	89	18	5	2	1	—	—	—	—	
5413	Architectural, engineering & related services	3 268	34 008	147 518	395	225	77	51	31	9	2	—	—	—	
54131	Architectural services	731	7 736	31 883	100	60	18	15	6	—	1	—	—	—	
541310	Architectural services	731	7 736	31 883	100	60	18	15	6	—	1	—	—	—	
54132	Landscape architectural services	171	1 425	6 973	27	17	6	3	—	1	—	—	—	—	
541320	Landscape architectural services	171	1 425	6 973	27	17	6	3	—	1	—	—	—	—	
54133	Engineering services	1 943	21 593	93 917	179	86	36	27	21	8	1	—	—	—	
541330	Engineering services	1 943	21 593	93 917	179	86	36	27	21	8	1	—	—	—	
54137	Surveying, mapping (exc geophysical) services	185	1 390	6 322	40	28	6	5	1	—	—	—	—	—	
541370	Surveying, mapping (exc geophysical) services	185	1 390	6 322	40	28	6	5	1	—	—	—	—	—	
54138	Testing laboratories	142	1 016	4 645	26	15	8	1	2	—	—	—	—	—	
541380	Testing laboratories	142	1 016	4 645	26	15	8	1	2	—	—	—	—	—	
5414	Specialized design services	213	1 376	5 887	65	46	15	3	1	—	—	—	—	—	
54143	Graphic design services	116	693	2 856	30	19	9	2	—	—	—	—	—	—	
541430	Graphic design services	116	693	2 856	30	19	9	2	—	—	—	—	—	—	
5415	Computer systems design & related services	2 191	34 186	143 159	206	154	17	14	10	3	8	—	—	—	
54151	Computer systems design & related services	2 191	34 186	143 159	206	154	17	14	10	3	8	—	—	—	
541511	Custom computer programming services	833	13 332	51 861	92	66	11	7	3	2	3	—	—	—	
541512	Computer systems design services	1 235	19 465	86 592	83	62	5	5	1	5	5	—	—	—	
5416	Management, sci & tech consulting services	1 248	10 497	47 953	363	298	34	20	9	1	1	—	—	—	
54161	Management consulting services	926	7 511	34 759	278	231	25	15	5	1	1	—	—	—	
541611	Admin & gen management consulting services	479	3 971	18 769	168	142	14	8	3	1	—	—	—	—	
541612	Human res & exec search consulting services	223	1 437	5 959	36	31	3	—	1	—	1	—	—	—	
541613	Marketing consulting services	141	1 141	5 904	46	35	6	5	—	—	—	—	—	—	
54162	Environmental consulting services	172	1 114	4 650	27	17	5	2	3	—	—	—	—	—	
541620	Environmental consulting services	172	1 114	4 650	27	17	5	2	3	—	—	—	—	—	
54169	Oth scientific & technical consulting services	150	1 872	8 544	58	50	4	3	1	—	—	—	—	—	
541690	Oth scientific & technical consulting services	150	1 872	8 544	58	50	4	3	1	—	—	—	—	—	
5417	Scientific R&D services	1 365	21 300	87 287	71	39	7	7	10	6	1	1	—	—	
54171	R&D in physical, engineering & life sciences	1 237	19 970	81 646	59	31	6	6	8	6	1	1	—	—	
541710	R&D in physical, engineering & life sciences	1 237	19 970	81 646	59	31	6	6	8	6	1	1	—	—	
54172	R&D in social sciences & humanities	128	1 330	5 641	12	8	1	1	2	—	—	—	—	—	
541720	R&D in social sciences & humanities	128	1 330	5 641	12	8	1	1	2	—	—	—	—	—	
5418	Advertising & related services	566	3 798	16 267	104	68	15	16	5	—	—	—	—	—	
54181	Advertising agencies	145	1 096	5 276	35	24	5	5	1	—	—	—	—	—	
541810	Advertising agencies	145	1 096	5 276	35	24	5	5	1	—	—	—	—	—	
54189	Other services related to advertising	217	1 077	4 042	31	18	5	6	2	—	—	—	—	—	
541890	Other services related to advertising	217	1 077	4 042	31	18	5	6	2	—	—	—	—	—	
5419	Oth professional, scientific, technical services	1 761	8 244	35 981	212	114	51	32	12	1	2	—	—	—	
54191	Marketing research & public opinion polling	350	1 146	5 070	16	9	4	1	—	1	1	—	—	—	
541910	Marketing research & public opinion polling	350	1 146	5 070	16	9	4	1	—	1	1	—	—	—	
54192	Photographic services	853	4 009	17 422	100	33	35	23	9	—	—	—	—	—	
541940	Veterinary services	853	4 009	17 422	100	33	35	23	9	—	—	—	—	—	
54199	All oth prof, scientific & technical services	318	2 075	7 738	49	42	2	3	1	—	1	—	—	—	
541990	All oth prof, scientific & technical services	318	2 075	7 738	49	42	2	3	1	—	1	—	—	—	
<b>55</b>	<b>Management of companies &amp; enterprises</b>	<b>5 418</b>	<b>75 276</b>	<b>278 822</b>	<b>105</b>	<b>35</b>	<b>18</b>	<b>14</b>	<b>20</b>	<b>6</b>	<b>10</b>	<b>—</b>	<b>1</b>	<b>1</b>	
551	Management of companies & enterprises	5 418	75 276	278 822	105	35	18	14	20	6	10	—	1	1	
5511	Management of companies & enterprises	5 418	75 276	278 822	105	35	18	14	20	6	10	—	1	1	
55111	Management of companies & enterprises	5 418	75 276	278 822	105	35	18	14	20	6	10	—	1	1	
551112	Offices of other holding companies	194	1 073	4 525	13	7	2	1	2	—	1	—	—	—	
551114	Corp, subsidiary & regional managing offices	5 224	74 203	274 297	92	28	16	13	18	6	9	—	1	1	
<b>56</b>	<b>Admin, support, waste mgt, remediation services</b>	<b>27 073</b>	<b>123 650</b>	<b>517 214</b>	<b>1 076</b>	<b>570</b>	<b>181</b>	<b>121</b>	<b>98</b>	<b>50</b>	<b>42</b>	<b>4</b>	<b>8</b>	<b>2</b>	
561	Administrative & support services	26 608	119 634	499 293	1 046	553	173	121	96	49	40	4	8	2	
5611	Office administrative services	963	8 546	35 339	64	33	8	8	10	3	2	—	—	—	
56111	Office administrative services	963	8 546	35 339	64	33	8	8	10	3	2	—	—	—	
561110	Office administrative services	963	8 546	35 339	64	33	8	8	10	3	2	—	—	—	
5612	Facilities support services	128	742	3 301	13	11	1	—	—	—	1	—	—	—	
56121	Facilities support services	128	742	3 301	13	11	1	—	—	—	1	—	—	—	
561210	Facilities support services	128	742	3 301	13	11	1	—	—	—	1	—	—	—	
5613	Employment services	9 899	38 632	169 185	94	20	7	6	14	21	21	1	3	1	
56131	Employment placement agencies	577	1 988	9 095	18	8	2	1	3	2	—	—	—	—	
561310	Employment placement agencies	577	1 988	9 095	18	8	2	1	3	2	—	—	—	—	
56132	Temporary help services	8 283	34 636	151 360	69	11	3	3	13	16	19	1	2	1	
561320	Temporary help services	8 283	34 636	151 360	69	11	3	3	13	16	19	1	2	1	

See footnotes at end of table.

**Table 6. Counties—Employees, Payroll, and Establishments by Industry: 2002—Con.**

[Excludes most government employees, railroad employees, and self-employed persons. Size class 1 to 4 includes establishments with payroll, but no employees, during mid-March pay period. (D) denotes figures withheld to avoid disclosing data for individual companies; the data are included in broader industry totals. Detailed industries with 100 or more employees are shown if industry was not a (D). For explanation of terms, abbreviations, and data reliability/comparability, see introductory text]

NAICS code	Industry	Number of employees for week including March 12	Payroll (\$1,000)		Total number of establishments	Number of establishments by employment-size class								
			First quarter	Annual		1 to 4	5 to 9	10 to 19	20 to 49	50 to 99	100 to 249	250 to 499	500 to 999	1,000 or more
<b>PIMA—Con.</b>														
<b>56</b>	<b>Admin, support, waste mgt, remediation services—Con.</b>													
561	Administrative & support services—Con.													
5613	Employment services—Con.													
56133	Employee leasing services	1 039	2 008	8 730	7	1	2	1	—	2	—	—	1	—
561330	Employee leasing services	1 039	2 008	8 730	7	1	2	1	—	2	—	—	1	—
5614	Business support services	6 911	35 977	139 316	135	72	22	16	8	8	2	1	5	1
56142	Telephone call centers	5 227	25 707	100 119	20	3	1	3	3	3	1	1	4	1
561421	Telephone answering services	961	4 845	20 157	7	—	—	2	3	—	—	—	—	—
561422	Telemarketing bureaus	4 266	20 862	79 962	13	3	1	1	—	3	—	1	3	1
56143	Business service centers	413	1 996	7 585	52	26	16	6	2	2	—	—	—	—
561431	Private mail centers	109	325	1 185	28	17	10	—	—	—	—	—	—	—
561439	Oth business service centers (incl copy shops)	304	1 671	6 400	24	9	6	5	2	2	—	—	—	—
56144	Collection agencies	393	2 848	12 781	20	9	2	4	3	1	1	—	—	—
561440	Collection agencies	393	2 848	12 781	20	9	2	4	3	1	1	—	—	—
56149	Other business support services	702	4 338	14 634	21	15	2	3	—	—	—	—	1	—
5615	Travel arrangement & reservation services	432	2 591	9 758	63	38	11	9	4	1	—	—	—	—
56151	Travel agencies	262	1 624	6 142	48	32	8	4	4	—	—	—	—	—
561510	Travel agencies	262	1 624	6 142	48	32	8	4	4	—	—	—	—	—
56159	Oth travel arrangement & reservation services	128	765	2 905	6	—	1	4	—	1	—	—	—	—
5616	Investigation & security services	2 110	7 992	34 184	88	38	20	5	16	4	4	1	—	—
56161	Investigation, guard & armored car services	1 710	5 569	22 468	45	14	9	3	11	4	3	1	—	—
561612	Security guards & patrol services	1 514	4 383	17 200	26	4	5	1	8	4	3	1	—	—
56162	Security systems services	400	2 423	11 716	43	24	11	2	5	—	1	—	—	—
561621	Security systems services (except locksmiths)	335	2 011	10 059	24	9	8	1	5	—	1	—	—	—
5617	Services to buildings & dwellings	5 537	21 356	93 006	542	318	96	68	41	10	8	1	—	—
56171	Exterminating & pest control services	641	3 485	15 074	64	34	12	8	7	3	—	—	—	—
561710	Exterminating & pest control services	641	3 485	15 074	64	34	12	8	7	3	—	—	—	—
56172	Janitorial services	2 564	7 892	33 083	174	98	28	20	18	4	5	1	—	—
561720	Janitorial services	2 564	7 892	33 083	174	98	28	20	18	4	5	1	—	—
56173	Landscaping services	1 870	7 941	35 651	207	123	35	30	13	3	3	—	—	—
561730	Landscaping services	1 870	7 941	35 651	207	123	35	30	13	3	3	—	—	—
56174	Carpet & upholstery cleaning services	204	945	4 249	46	31	10	3	2	—	—	—	—	—
561740	Carpet & upholstery cleaning services	204	945	4 249	46	31	10	3	2	—	—	—	—	—
56179	Other services to buildings & dwellings	258	1 093	4 949	51	32	11	7	1	—	—	—	—	—
561790	Other services to buildings & dwellings	258	1 093	4 949	51	32	11	7	1	—	—	—	—	—
5619	Other support services	628	3 798	15 204	47	23	8	9	3	2	2	—	—	—
56199	All other support services	503	3 187	12 411	34	19	5	5	1	2	2	—	—	—
561990	All other support services	503	3 187	12 411	34	19	5	5	1	2	2	—	—	—
562	Waste management & remediation services	465	4 016	17 921	30	17	8	—	2	1	2	—	—	—
5621	Waste collection	242	2 280	9 139	8	4	2	—	—	1	1	—	—	—
56211	Waste collection	242	2 280	9 139	8	4	2	—	—	1	1	—	—	—
5629	Remediation & oth waste management services	199	1 559	8 139	17	11	3	—	2	—	1	—	—	—
56291	Remediation services	(C)	(D)	(D)	6	4	—	—	1	—	1	—	—	—
<b>61</b>	<b>Educational services</b>	<b>4 470</b>	<b>23 081</b>	<b>98 538</b>	<b>288</b>	<b>116</b>	<b>55</b>	<b>58</b>	<b>42</b>	<b>11</b>	<b>4</b>	<b>2</b>	—	—
611	Educational services	4 470	23 081	98 538	288	116	55	58	42	11	4	2	—	—
6111	Elementary & secondary schools	2 188	10 819	43 192	112	16	34	32	23	5	2	—	—	—
61111	Elementary & secondary schools	2 188	10 819	43 192	112	16	34	32	23	5	2	—	—	—
611110	Elementary & secondary schools	2 188	10 819	43 192	112	16	34	32	23	5	2	—	—	—
6112	Junior colleges	(F)	(D)	(D)	6	—	—	—	1	3	1	1	—	—
61121	Junior colleges	(F)	(D)	(D)	6	—	—	—	1	3	1	1	—	—
6113	Colleges, universities & professional schools	466	2 298	9 497	8	5	—	—	1	1	—	1	—	—
61131	Colleges, universities & professional schools	466	2 298	9 497	8	5	—	—	1	1	—	1	—	—
611310	Colleges, universities & professional schools	466	2 298	9 497	8	5	—	—	1	1	—	1	—	—
6115	Technical & trade schools	291	2 478	9 962	27	14	5	4	3	—	1	—	—	—
61151	Technical & trade schools	291	2 478	9 962	27	14	5	4	3	—	1	—	—	—
611512	Flight training	162	1 939	7 332	7	2	2	1	1	—	1	—	—	—
6116	Other schools & instruction	696	2 235	9 991	96	58	10	15	11	2	—	—	—	—
61161	Fine arts schools	196	436	1 871	35	24	2	5	4	—	—	—	—	—
611610	Fine arts schools	196	436	1 871	35	24	2	5	4	—	—	—	—	—
61162	Sports & recreation instruction	(C)	(D)	(D)	29	21	2	5	1	—	—	—	—	—
61169	All other schools & instruction	342	1 471	6 579	30	13	5	5	5	2	—	—	—	—
611699	All other miscellaneous schools & instruction	227	995	4 439	18	9	2	3	2	2	—	—	—	—
6117	Educational support services	147	908	4 961	23	11	5	6	1	—	—	—	—	—
61171	Educational support services	147	908	4 961	23	11	5	6	1	—	—	—	—	—
611710	Educational support services	147	908	4 961	23	11	5	6	1	—	—	—	—	—
<b>62</b>	<b>Health care and social assistance</b>	<b>42 503</b>	<b>332 128</b>	<b>1 417 259</b>	<b>2 128</b>	<b>956</b>	<b>532</b>	<b>302</b>	<b>210</b>	<b>71</b>	<b>39</b>	<b>10</b>	<b>2</b>	<b>6</b>
621	Ambulatory health care services	14 338	140 736	634 157	1 482	762	374	185	113	34	11	3	—	—
6211	Offices of physicians	5 608	73 964	348 671	671	340	168	93	59	8	3	—	—	—
62111	Offices of physicians	5 608	73 964	348 671	671	340	168	93	59	8	3	—	—	—
621111	Offices of physicians (exc mental health)	5 484	73 181	345 070	636	310	166	91	58	8	3	—	—	—
621112	Offices of physicians, mental health	124	783	3 601	35	30	2	1	—	—	—	—	—	—
6212	Offices of dentists	2 113	19 386	85 653	303	115	128	47	13	—	—	—	—	—
62121	Offices of dentists	2 113	19 386	85 653	303	115	128	47	13	—	—	—	—	—
621210	Offices of dentists	2 113	19 386	85 653	303	115	128	47	13	—	—	—	—	—

See footnotes at end of table.

**Table 6. Counties—Employees, Payroll, and Establishments by Industry: 2002—Con.**

[Excludes most government employees, railroad employees, and self-employed persons. Size class 1 to 4 includes establishments with payroll, but no employees, during mid-March pay period. (D) denotes figures withheld to avoid disclosing data for individual companies; the data are included in broader industry totals. Detailed industries with 100 or more employees are shown if industry was not a (D). For explanation of terms, abbreviations, and data reliability/comparability, see introductory text]

NAICS code	Industry	Number of employees for week including March 12	Payroll (\$1,000)		Total number of establishments	Number of establishments by employment-size class										
			First quarter	Annual		1 to 4	5 to 9	10 to 19	20 to 49	50 to 99	100 to 249	250 to 499	500 to 999	1,000 or more		
<b>62</b>	<b>PIMA—Con.</b>															
	<b>Health care and social assistance—Con.</b>															
	Ambulatory health care services—Con.															
6213	Offices of other health practitioners	993	6 793	29 259	296	234	39	21	1	1	—	—	—	—	—	—
62131	Offices of chiropractors	229	1 171	5 211	103	95	8	—	—	—	—	—	—	—	—	—
621310	Offices of chiropractors	229	1 171	5 211	103	95	8	—	—	—	—	—	—	—	—	—
62132	Offices of optometrists	209	2 014	8 034	39	21	11	7	—	—	—	—	—	—	—	—
621320	Offices of optometrists	209	2 014	8 034	39	21	11	7	—	—	—	—	—	—	—	—
62134	Offices of PT, OT, speech therapy & audiology	219	1 577	6 816	52	33	12	7	—	—	—	—	—	—	—	—
621340	Offices of PT, OT, speech therapy & audiology	219	1 577	6 816	52	33	12	7	—	—	—	—	—	—	—	—
62139	Offices of all other health practitioners	286	1 712	7 437	58	41	8	7	1	1	—	—	—	—	—	—
621399	Offices of all other health practitioners	203	1 203	4 956	39	28	4	5	1	1	—	—	—	—	—	—
6214	Outpatient care centers	2 586	21 260	88 196	84	26	13	15	15	10	3	2	—	—	—	—
62142	Outpatient mental health, substance abuse ctrs	(F)	(D)	(D)	30	10	5	5	5	2	3	—	—	—	—	—
62149	Other outpatient care centers	1 640	13 972	58 448	48	13	6	10	9	8	—	2	—	—	—	—
621498	All other outpatient care centers	1 131	10 011	42 553	33	10	4	10	4	3	—	2	—	—	—	—
6215	Medical & diagnostic laboratories	631	6 816	28 860	45	17	13	3	10	2	—	—	—	—	—	—
62151	Medical & diagnostic laboratories	631	6 816	28 860	45	17	13	3	10	2	—	—	—	—	—	—
621511	Medical laboratories	247	2 607	11 277	23	8	9	3	2	1	—	—	—	—	—	—
621512	Diagnostic Imaging centers	384	4 209	17 583	22	9	4	—	8	1	—	—	—	—	—	—
6216	Home health care services	1 605	7 180	31 321	51	17	8	2	9	11	4	—	—	—	—	—
62161	Home health care services	1 605	7 180	31 321	51	17	8	2	9	11	4	—	—	—	—	—
621610	Home health care services	1 605	7 180	31 321	51	17	8	2	9	11	4	—	—	—	—	—
6219	Other ambulatory health care services	802	5 337	22 197	32	13	5	4	6	2	1	1	—	—	—	—
62191	Ambulance services	436	3 128	12 561	15	4	1	2	5	2	1	—	—	—	—	—
621910	Ambulance services	436	3 128	12 561	15	4	1	2	5	2	1	—	—	—	—	—
62199	All other ambulatory health care services	366	2 209	9 636	17	9	4	2	1	—	—	1	—	—	—	—
621991	Blood & organ banks	308	2 007	8 846	4	—	1	1	—	—	—	1	—	—	—	—
622	Hospitals	(J)	(D)	(D)	15	1	—	—	—	2	3	1	2	6	—	—
6221	General medical & surgical hospitals	13 111	123 524	502 884	11	1	—	—	—	—	2	—	2	6	—	—
62211	General medical & surgical hospitals	13 111	123 524	502 884	11	1	—	—	—	—	2	—	2	6	—	—
622110	General medical & surgical hospitals	13 111	123 524	502 884	11	1	—	—	—	—	2	—	2	6	—	—
6222	Psychiatric & substance abuse hospitals	(E)	(D)	(D)	2	—	—	—	—	1	1	—	—	—	—	—
62221	Psychiatric & substance abuse hospitals	(E)	(D)	(D)	2	—	—	—	—	1	1	—	—	—	—	—
6223	Other specialty hospitals	(E)	(D)	(D)	2	—	—	—	—	1	—	1	—	—	—	—
62231	Other specialty hospitals	(E)	(D)	(D)	2	—	—	—	—	1	—	1	—	—	—	—
623	Nursing & residential care facilities	6 403	30 637	127 285	265	81	91	40	20	14	16	3	—	—	—	—
6231	Nursing care facilities	3 113	15 135	63 528	30	7	2	1	1	4	14	1	—	—	—	—
62311	Nursing care facilities	3 113	15 135	63 528	30	7	2	1	1	4	14	1	—	—	—	—
623110	Nursing care facilities	3 113	15 135	63 528	30	7	2	1	1	4	14	1	—	—	—	—
6232	Residential mental retardation, health facil	687	4 140	16 846	60	15	26	12	6	—	1	—	—	—	—	—
62321	Residential mental retardation facilities	323	1 565	7 018	44	14	24	4	2	—	—	—	—	—	—	—
623210	Residential mental retardation facilities	323	1 565	7 018	44	14	24	4	2	—	—	—	—	—	—	—
62322	Residential mental health, subst abuse facil	364	2 575	9 828	16	1	2	8	4	—	1	—	—	—	—	—
623220	Residential mental health, subst abuse facil	364	2 575	9 828	16	1	2	8	4	—	1	—	—	—	—	—
6233	Community care facilities for the elderly	2 028	8 166	33 894	131	53	40	19	8	9	—	2	—	—	—	—
62331	Community care facilities for the elderly	2 028	8 166	33 894	131	53	40	19	8	9	—	2	—	—	—	—
623311	Continuing care retirement communities	646	2 857	12 416	15	4	4	2	—	4	—	1	—	—	—	—
623312	Homes for the elderly	1 382	5 309	21 478	116	49	36	17	8	5	—	1	—	—	—	—
6239	Other residential care facilities	575	3 196	13 017	44	6	23	8	5	1	1	—	—	—	—	—
62399	Other residential care facilities	575	3 196	13 017	44	6	23	8	5	1	1	—	—	—	—	—
623990	Other residential care facilities	575	3 196	13 017	44	6	23	8	5	1	1	—	—	—	—	—
624	Social assistance	(I)	(D)	(D)	366	112	67	77	77	21	9	3	—	—	—	—
6241	Individual & family services	3 313	15 621	63 649	152	62	27	22	26	8	5	2	—	—	—	—
62411	Child & youth services	1 158	6 051	25 997	35	13	4	7	6	3	—	2	—	—	—	—
624110	Child & youth services	1 158	6 051	25 997	35	13	4	7	6	3	—	2	—	—	—	—
62412	Services for elderly & disabled persons	773	2 992	12 213	35	12	7	7	5	2	2	—	—	—	—	—
624120	Services for elderly & disabled persons	773	2 992	12 213	35	12	7	7	5	2	2	—	—	—	—	—
62419	Other individual & family services	1 382	6 578	25 439	82	37	16	8	15	3	3	—	—	—	—	—
624190	Other individual & family services	1 382	6 578	25 439	82	37	16	8	15	3	3	—	—	—	—	—
6242	Community, emergency & other relief services	(F)	(D)	(D)	46	18	12	9	5	2	—	—	—	—	—	—
62421	Community food services	(C)	(D)	(D)	11	8	—	—	1	2	—	—	—	—	—	—
62422	Community housing services	319	1 561	6 852	32	9	11	9	3	—	—	—	—	—	—	—
624221	Temporary shelters	218	1 109	4 383	24	7	8	7	2	—	—	—	—	—	—	—
624229	Other community housing services	101	452	2 469	8	2	3	2	1	—	—	—	—	—	—	—
6243	Vocational rehabilitation services	1 926	5 931	25 348	35	8	5	3	8	6	4	1	—	—	—	—
62431	Vocational rehabilitation services	1 926	5 931	25 348	35	8	5	3	8	6	4	1	—	—	—	—
624310	Vocational rehabilitation services	1 926	5 931	25 348	35	8	5	3	8	6	4	1	—	—	—	—
6244	Child day care services	2 201	6 602	27 633	133	24	23	43	38	5	—	—	—	—	—	—
62441	Child day care services	2 201	6 602	27 633	133	24	23	43	38	5	—	—	—	—	—	—
624410	Child day care services	2 201	6 602	27 633	133	24	23	43	38	5	—	—	—	—	—	—
<b>71</b>	<b>Arts, entertainment &amp; recreation</b>	<b>7 173</b>	<b>33 762</b>	<b>134 455</b>	<b>269</b>	<b>142</b>	<b>22</b>	<b>39</b>	<b>30</b>	<b>20</b>	<b>11</b>	<b>4</b>	<b>1</b>	<b>—</b>	<b>—</b>	<b>—</b>
711	Performing arts, spectator sports & related industries	1 025	5 814	20 830	97	75	4	7	6	2	3	—	—	—	—	—
7111	Performing arts companies	547	2 337	8 520	23	14	1	2	3	1	2	—	—	—	—	—
71111	Theater companies & dinner theaters	385	1 584	5 819	11	4	1	1	3	1	1	—	—	—	—	—
711110	Theater companies & dinner theaters	385	1 584	5 819	11	4	1	1	3	1	1	—	—	—	—	—
71113	Musical groups & artists	(C)	(D)	(D)	10	8	—	1	—	1	—	—	—	—	—	—
7112	Spectator sports	168	843	4 359	12	9	—	1	—	1	—	1	—	—	—	—
71121	Spectator sports	168	843	4 359	12	9	—	1	—	1	—	1	—	—	—	—

See footnotes at end of table.

**Table 6. Counties—Employees, Payroll, and Establishments by Industry: 2002—Con.**

[Excludes most government employees, railroad employees, and self-employed persons. Size class 1 to 4 includes establishments with payroll, but no employees, during mid-March pay period. (D) denotes figures withheld to avoid disclosing data for individual companies; the data are included in broader industry totals. Detailed industries with 100 or more employees are shown if industry was not a (D). For explanation of terms, abbreviations, and data reliability/comparability, see introductory text]

NAICS code	Industry	Number of employees for week including March 12	Payroll (\$1,000)		Total number of establishments	Number of establishments by employment-size class								
			First quarter	Annual		1 to 4	5 to 9	10 to 19	20 to 49	50 to 99	100 to 249	250 to 499	500 to 999	1,000 or more
<b>PIMA—Con.</b>														
<b>71</b>	<b>Arts, entertainment &amp; recreation—Con.</b>													
711	Performing arts, spectator sports & related industries—Con.													
7113	Promoters of entertainment events .....	155	558	2 441	17	13	1	1	1	1	—	—	—	—
71132	Promoters of entertainment events without facility .....	146	523	2 058	11	7	1	1	1	1	—	—	—	—
711320	Promoters of entertainment events without facility .....	146	523	2 058	11	7	1	1	1	1	—	—	—	—
7115	Independent artists, writers & performers .....	146	2 019	5 276	40	34	2	3	1	—	—	—	—	—
71151	Independent artists, writers & performers .....	146	2 019	5 276	40	34	2	3	1	—	—	—	—	—
711510	Independent artists, writers & performers ..	146	2 019	5 276	40	34	2	3	1	—	—	—	—	—
712	Museums, historical sites & like institutions .....	421	2 121	9 054	19	9	1	2	5	1	1	—	—	—
7121	Museums, historical sites & like institutions .....	421	2 121	9 054	19	9	1	2	5	1	1	—	—	—
71211	Museums .....	316	1 716	7 221	14	8	1	2	1	1	—	—	—	—
712110	Museums .....	316	1 716	7 221	14	8	1	2	1	1	—	—	—	—
713	Amusement, gambling & recreation industries .....	5 727	25 827	104 571	153	58	17	30	19	17	7	4	1	—
7131	Amusement parks & arcades .....	(E)	(D)	(D)	4	1	—	—	1	1	—	—	—	—
71311	Amusement & theme parks .....	(C)	(D)	(D)	1	—	—	—	—	1	—	—	—	—
7132	Gambling industries .....	2 067	13 058	58 146	15	10	—	—	1	—	—	3	1	—
71321	Casinos (except hotel casinos) .....	(F)	(D)	(D)	2	—	—	—	—	—	—	2	—	—
71329	Other gambling industries .....	(G)	(D)	(D)	13	10	—	—	1	—	—	1	1	—
7139	Other amusement & recreation industries .....	(H)	(D)	(D)	134	47	17	29	18	16	6	1	—	—
71391	Golf courses & country clubs .....	1 006	4 297	18 195	19	3	—	2	5	6	3	—	—	—
713910	Golf courses & country clubs .....	1 006	4 297	18 195	19	3	—	2	5	6	3	—	—	—
71394	Fitness & recreational sports centers .....	1 904	6 511	19 432	74	31	9	11	10	9	3	1	—	—
713940	Fitness & recreational sports centers .....	1 904	6 511	19 432	74	31	9	11	10	9	3	1	—	—
71395	Bowling centers .....	(C)	(D)	(D)	9	—	—	7	1	1	—	—	—	—
71399	All other amusement & recreation industries ..	236	673	3 209	31	12	8	9	2	—	—	—	—	—
713990	All other amusement & recreation industries .....	236	673	3 209	31	12	8	9	2	—	—	—	—	—
<b>72</b>	<b>Accommodation &amp; food services .....</b>	<b>36 520</b>	<b>106 123</b>	<b>431 952</b>	<b>1 595</b>	<b>396</b>	<b>266</b>	<b>372</b>	<b>416</b>	<b>101</b>	<b>36</b>	<b>5</b>	<b>2</b>	<b>1</b>
721	Accommodation .....	9 047	35 902	150 024	180	58	26	36	29	11	12	5	2	1
7211	Traveler accommodation .....	7 771	30 034	120 674	145	42	15	34	26	11	10	5	1	1
72111	Hotels (exc casino hotels) & motels .....	7 732	29 920	120 218	129	29	13	33	26	11	10	5	1	1
721110	Hotels (exc casino hotels) & motels .....	7 732	29 920	120 218	129	29	13	33	26	11	10	5	1	1
7212	RV parks & recreational camps .....	1 177	5 532	28 221	22	12	4	1	2	—	2	—	1	—
72121	RV parks & recreational camps .....	1 177	5 532	28 221	22	12	4	1	2	—	2	—	1	—
721211	RV parks & campgrounds .....	188	647	2 370	14	8	3	1	1	—	1	—	—	—
721214	Recreational, vacation camps (exc campgrounds) .....	989	4 885	25 851	8	4	1	—	1	—	1	—	1	—
722	Food services & drinking places .....	27 473	70 221	281 928	1 415	338	240	336	387	90	24	—	—	—
7221	Full-service restaurants .....	12 955	35 801	138 781	533	133	81	91	151	58	19	—	—	—
72211	Full-service restaurants .....	12 955	35 801	138 781	533	133	81	91	151	58	19	—	—	—
722110	Full-service restaurants .....	12 955	35 801	138 781	533	133	81	91	151	58	19	—	—	—
7222	Limited-service eating places .....	11 495	27 824	114 084	682	133	104	210	213	20	2	—	—	—
72221	Limited-service eating places .....	11 495	27 824	114 084	682	133	104	210	213	20	2	—	—	—
722211	Limited-service restaurants .....	10 024	24 258	99 259	560	94	79	173	195	17	2	—	—	—
722212	Cafeterias .....	341	1 136	4 544	17	6	3	1	5	2	—	—	—	—
722213	Snack & nonalcoholic beverage bars .....	1 130	2 430	10 281	105	33	22	36	13	1	—	—	—	—
7223	Special food services .....	1 348	3 255	14 873	72	25	16	14	9	6	2	—	—	—
72231	Food service contractors .....	1 198	2 928	13 608	47	14	8	8	9	6	2	—	—	—
722310	Food service contractors .....	1 198	2 928	13 608	47	14	8	8	9	6	2	—	—	—
72232	Caterers .....	130	308	1 220	21	9	7	5	—	—	—	—	—	—
722320	Caterers .....	130	308	1 220	21	9	7	5	—	—	—	—	—	—
7224	Drinking places (alcoholic beverages) .....	1 675	3 341	14 190	128	47	39	21	14	6	1	—	—	—
72241	Drinking places (alcoholic beverages) .....	1 675	3 341	14 190	128	47	39	21	14	6	1	—	—	—
722410	Drinking places (alcoholic beverages) .....	1 675	3 341	14 190	128	47	39	21	14	6	1	—	—	—
<b>81</b>	<b>Other services (except public administration) .....</b>	<b>14 151</b>	<b>65 527</b>	<b>272 281</b>	<b>1 834</b>	<b>1 043</b>	<b>417</b>	<b>221</b>	<b>117</b>	<b>29</b>	<b>7</b>	<b>—</b>	<b>—</b>	<b>—</b>
811	Repair & maintenance .....	4 102	23 924	100 185	719	428	178	83	26	4	—	—	—	—
8111	Automotive repair & maintenance .....	3 328	19 168	80 334	559	326	138	70	21	4	—	—	—	—
81111	Automotive mechanical & electrical R&M .....	1 707	11 172	46 312	354	218	98	33	4	1	—	—	—	—
811111	General automotive repair .....	1 367	8 983	36 981	285	180	73	28	3	1	—	—	—	—
811113	Automotive transmission repair .....	127	848	3 680	27	11	15	1	—	—	—	—	—	—
811118	Other automotive mechanical & electrical R&M .....	186	1 244	5 185	32	19	8	4	1	—	—	—	—	—
81112	Automotive body, paint, interior & glass repair .....	743	4 990	21 318	121	71	20	24	6	—	—	—	—	—
811121	Automotive body, paint & interior R&M .....	506	3 471	14 602	76	41	14	17	4	—	—	—	—	—
811122	Automotive glass replacement shops .....	237	1 519	6 716	45	30	6	7	2	—	—	—	—	—
81119	Other automotive R&M .....	878	3 006	12 704	84	37	20	13	11	3	—	—	—	—
811191	Automotive oil change & lubrication shops ..	190	823	3 695	24	3	14	6	1	—	—	—	—	—
811192	Car washes .....	620	1 757	7 217	44	22	5	4	10	3	—	—	—	—
8112	Electronic & precision equipment R&M .....	130	777	3 011	36	24	10	2	—	—	—	—	—	—
81121	Electronic & precision equipment R&M .....	130	777	3 011	36	24	10	2	—	—	—	—	—	—
8113	Commercial equipment (exc auto & elec) R&M .....	305	2 330	9 820	49	26	12	8	3	—	—	—	—	—
81131	Commercial equipment (exc auto & elec) R&M .....	305	2 330	9 820	49	26	12	8	3	—	—	—	—	—
811310	Commercial equipment (exc auto & elec) R&M .....	305	2 330	9 820	49	26	12	8	3	—	—	—	—	—
8114	Personal & household goods R&M .....	339	1 649	7 020	75	52	18	3	2	—	—	—	—	—
81141	Home, garden equipment & appliance R&M .....	119	725	2 983	19	11	7	—	1	—	—	—	—	—
81149	Other personal & household goods R&M .....	147	589	2 623	35	25	8	1	1	—	—	—	—	—
811490	Other personal & household goods R&M .....	147	589	2 623	35	25	8	1	1	—	—	—	—	—

See footnotes at end of table.

**Table 6. Counties—Employees, Payroll, and Establishments by Industry: 2002—Con.**

[Excludes most government employees, railroad employees, and self-employed persons. Size class 1 to 4 includes establishments with payroll, but no employees, during mid-March pay period. (D) denotes figures withheld to avoid disclosing data for individual companies; the data are included in broader industry totals. Detailed industries with 100 or more employees are shown if industry was not a (D). For explanation of terms, abbreviations, and data reliability/comparability, see introductory text]

NAICS code	Industry	Number of employees for week including March 12	Payroll (\$1,000)		Total number of establishments	Number of establishments by employment-size class								
			First quarter	Annual		1 to 4	5 to 9	10 to 19	20 to 49	50 to 99	100 to 249	250 to 499	500 to 999	1,000 or more
<b>PIMA—Con.</b>														
<b>81</b>	<b>Other services (except public administration)—Con.</b>													
812	Personal & laundry services	4 103	17 571	71 321	530	293	122	65	38	10	2	—	—	—
8121	Personal care services	2 035	9 143	36 964	304	167	78	41	13	4	1	—	—	—
81211	Hair, nail & skin care services	1 877	8 712	35 210	280	151	73	40	12	3	1	—	—	—
812112	Beauty salons	1 789	8 307	33 604	246	122	69	39	12	3	1	—	—	—
81219	Other personal care services	158	431	1 754	24	16	5	1	1	1	—	—	—	—
812199	Other personal care services	153	425	1 648	20	12	5	1	1	1	—	—	—	—
8122	Death care services	325	1 976	7 738	24	5	8	6	5	—	—	—	—	—
81221	Funeral homes	(C)	(D)	(D)	21	5	8	6	2	—	—	—	—	—
81222	Cemeteries & crematories	(C)	(D)	(D)	3	—	—	—	3	—	—	—	—	—
8123	Drycleaning & laundry services	993	3 832	15 941	89	43	20	12	10	3	1	—	—	—
81231	Coin-operated laundries & drycleaners	(C)	(D)	(D)	27	15	8	2	—	—	—	—	—	—
81232	Drycleaning & laundry services (exc coin-op)	489	1 413	6 102	55	27	12	8	7	1	—	—	—	—
812320	Drycleaning & laundry services (exc coin-op)	489	1 413	6 102	55	27	12	8	7	1	—	—	—	—
81233	Linen & uniform supply	(E)	(D)	(D)	7	1	—	2	1	2	1	—	—	—
8129	Other personal services	750	2 620	10 678	113	78	16	6	10	3	—	—	—	—
81292	Photofinishing	173	765	2 919	13	6	3	2	1	1	—	—	—	—
81293	Parking lots & garages	195	478	1 839	20	12	2	1	4	1	—	—	—	—
812930	Parking lots & garages	195	478	1 839	20	12	2	1	4	1	—	—	—	—
81299	All other personal services	288	1 092	4 640	52	38	7	1	5	1	—	—	—	—
812990	All other personal services	288	1 092	4 640	52	38	7	1	5	1	—	—	—	—
813	Religious, grantmaking, civic, prof & like organizations	5 946	24 032	100 775	585	322	117	73	53	15	5	—	—	—
8131	Religious organizations	3 487	11 416	46 296	304	139	78	39	36	10	2	—	—	—
81311	Religious organizations	3 487	11 416	46 296	304	139	78	39	36	10	2	—	—	—
813110	Religious organizations	3 487	11 416	46 296	304	139	78	39	36	10	2	—	—	—
8132	Grantmaking & giving services	491	3 256	13 747	48	30	7	6	3	1	1	—	—	—
81321	Grantmaking & giving services	491	3 256	13 747	48	30	7	6	3	1	1	—	—	—
813211	Grantmaking foundations	246	1 714	7 284	23	17	3	1	1	—	1	—	—	—
8133	Social advocacy organizations	695	3 716	15 728	42	24	7	5	2	3	1	—	—	—
81331	Social advocacy organizations	695	3 716	15 728	42	24	7	5	2	3	1	—	—	—
813312	Environment & wildlife organizations	282	1 841	8 193	19	10	2	3	2	2	—	—	—	—
8134	Civic & social organizations	444	1 522	6 488	65	37	9	13	6	—	—	—	—	—
81341	Civic & social organizations	444	1 522	6 488	65	37	9	13	6	—	—	—	—	—
813410	Civic & social organizations	444	1 522	6 488	65	37	9	13	6	—	—	—	—	—
8139	Business, labor, political, like organizations	829	4 122	18 516	126	92	16	10	6	1	1	—	—	—
81391	Business associations	359	1 804	7 688	28	20	2	3	2	—	1	—	—	—
813910	Business associations	359	1 804	7 688	28	20	2	3	2	—	1	—	—	—
81393	Labor unions & similar labor organizations	138	608	2 652	22	10	8	3	1	—	—	—	—	—
813930	Labor unions & similar labor organizations	138	608	2 652	22	10	8	3	1	—	—	—	—	—
81399	Oth similar organizations (exc business, prof, labor, pol)	273	1 171	4 851	55	44	4	3	3	1	—	—	—	—
813990	Oth similar organizations (exc business, prof, labor, pol)	273	1 171	4 851	55	44	4	3	3	1	—	—	—	—
<b>95</b>	<b>Auxiliaries (exc corporate, subsidiary &amp; regional mgt)</b>	<b>2 942</b>	<b>23 623</b>	<b>94 145</b>	<b>33</b>	<b>9</b>	<b>2</b>	<b>6</b>	<b>9</b>	<b>2</b>	<b>3</b>	<b>1</b>	<b>—</b>	<b>1</b>
<b>99</b>	<b>Unclassified establishments</b>	<b>137</b>	<b>963</b>	<b>6 799</b>	<b>95</b>	<b>87</b>	<b>4</b>	<b>3</b>	<b>1</b>	<b>—</b>	<b>—</b>	<b>—</b>	<b>—</b>	<b>—</b>
<b>PINAL</b>														
	<b>Total</b>	<b>28 504</b>	<b>172 339</b>	<b>667 532</b>	<b>2 247</b>	<b>1 193</b>	<b>481</b>	<b>302</b>	<b>178</b>	<b>52</b>	<b>28</b>	<b>8</b>	<b>4</b>	<b>1</b>
<b>11</b>	<b>Forestry, fishing, hunting, and agriculture support</b>	<b>142</b>	<b>777</b>	<b>2 980</b>	<b>16</b>	<b>9</b>	<b>5</b>	<b>—</b>	<b>1</b>	<b>1</b>	<b>—</b>	<b>—</b>	<b>—</b>	<b>—</b>
115	Agriculture & forestry support activities	(C)	(D)	(D)	15	8	5	—	1	1	—	—	—	—
1151	Crop production support activities	136	743	2 683	14	8	4	—	1	1	—	—	—	—
11511	Crop production support activities	136	743	2 683	14	8	4	—	1	1	—	—	—	—
<b>21</b>	<b>Mining</b>	<b>260</b>	<b>2 952</b>	<b>7 806</b>	<b>17</b>	<b>6</b>	<b>4</b>	<b>4</b>	<b>2</b>	<b>—</b>	<b>1</b>	<b>—</b>	<b>—</b>	<b>—</b>
212	Mining (except oil & gas)	260	2 952	7 806	17	6	4	4	2	—	1	—	—	—
2122	Metal ore mining	(C)	(D)	(D)	3	1	—	1	—	—	1	—	—	—
21223	Copper, nickel, lead & zinc mining	(C)	(D)	(D)	3	1	—	1	—	—	1	—	—	—
2123	Nonmetallic mineral mining & quarrying	(C)	(D)	(D)	13	5	4	2	2	—	—	—	—	—
<b>22</b>	<b>Utilities</b>	<b>269</b>	<b>4 126</b>	<b>14 911</b>	<b>20</b>	<b>8</b>	<b>6</b>	<b>1</b>	<b>4</b>	<b>1</b>	<b>—</b>	<b>—</b>	<b>—</b>	<b>—</b>
221	Utilities	269	4 126	14 911	20	8	6	1	4	1	—	—	—	—
2211	Elec pwr generation, transmsn & distribution	(C)	(D)	(D)	3	1	—	—	1	1	—	—	—	—
22112	Electric pwr transmsn, control & distribution	(C)	(D)	(D)	3	1	—	—	1	1	—	—	—	—
2213	Water, sewage & other systems	(C)	(D)	(D)	14	7	5	—	2	—	—	—	—	—
<b>23</b>	<b>Construction</b>	<b>1 562</b>	<b>8 745</b>	<b>37 474</b>	<b>250</b>	<b>156</b>	<b>55</b>	<b>23</b>	<b>13</b>	<b>2</b>	<b>1</b>	<b>—</b>	<b>—</b>	<b>—</b>
233	Building, developing & general contracting	317	2 000	8 290	67	48	11	7	—	1	—	—	—	—
2332	Residential building construction	181	936	3 850	52	39	8	5	—	—	—	—	—	—
23321	Single-family housing construction	181	936	3 850	52	39	8	5	—	—	—	—	—	—
233210	Single-family housing construction	181	936	3 850	52	39	8	5	—	—	—	—	—	—
234	Heavy construction	325	1 686	7 586	19	9	3	4	1	1	1	—	—	—
2349	Other heavy construction	254	1 152	5 071	13	8	2	1	—	1	1	—	—	—
23492	Pwr, communication transmsn line construction	(C)	(D)	(D)	3	1	1	—	—	—	1	—	—	—
23499	All other heavy construction	118	529	2 424	5	2	1	1	—	1	—	—	—	—
234990	All other heavy construction	118	529	2 424	5	2	1	1	—	1	—	—	—	—

See footnotes at end of table.

**Table 6. Counties—Employees, Payroll, and Establishments by Industry: 2002—Con.**

[Excludes most government employees, railroad employees, and self-employed persons. Size class 1 to 4 includes establishments with payroll, but no employees, during mid-March pay period. (D) denotes figures withheld to avoid disclosing data for individual companies; the data are included in broader industry totals. Detailed industries with 100 or more employees are shown if industry was not a (D). For explanation of terms, abbreviations, and data reliability/comparability, see introductory text]

NAICS code	Industry	Number of employees for week including March 12	Payroll (\$1,000)		Total number of establishments	Number of establishments by employment-size class																					
			First quarter	Annual		1 to 4	5 to 9	10 to 19	20 to 49	50 to 99	100 to 249	250 to 499	500 to 999	1,000 or more													
<b>PINAL—Con.</b>																											
<b>23 Construction—Con.</b>																											
235	Special trade contractors	920	5 059	21 598	164	99	41	12	12	—	—	—	—	—	—	—	—										
2351	Plumbing, heating & AC contractor	238	1 593	6 711	38	24	7	2	5	—	—	—	—	—	—	—	—										
23511	Plumbing, heating & AC contractor	238	1 593	6 711	38	24	7	2	5	—	—	—	—	—	—	—	—										
235110	Plumbing, heating & AC contractor	238	1 593	6 711	38	24	7	2	5	—	—	—	—	—	—	—	—										
2353	Electrical contractors	131	825	3 507	23	14	7	1	1	—	—	—	—	—	—	—	—										
23531	Electrical contractors	131	825	3 507	23	14	7	1	1	—	—	—	—	—	—	—	—										
235310	Electrical contractors	131	825	3 507	23	14	7	1	1	—	—	—	—	—	—	—	—										
2357	Concrete contractors	175	878	3 640	18	8	4	2	4	—	—	—	—	—	—	—	—										
23571	Concrete contractors	175	878	3 640	18	8	4	2	4	—	—	—	—	—	—	—	—										
235710	Concrete contractors	175	878	3 640	18	8	4	2	4	—	—	—	—	—	—	—	—										
2359	Other special trade contractors	149	820	3 560	29	16	10	2	1	—	—	—	—	—	—	—	—										
<b>31-33</b>	<b>Manufacturing</b>	<b>2 972</b>	<b>28 911</b>	<b>97 614</b>	<b>90</b>	<b>35</b>	<b>16</b>	<b>12</b>	<b>13</b>	<b>9</b>	<b>2</b>	<b>3</b>	—	—	—	—	—										
311	Food mfg	588	10 604	24 219	10	3	1	1	2	2	—	1	—	—	—	—	—										
3115	Dairy product mfg	(E)	(D)	(D)	1	—	—	—	—	—	—	1	—	—	—	—	—										
31151	Dairy product (exc frozen) mfg	(E)	(D)	(D)	1	—	—	—	—	—	—	1	—	—	—	—	—										
321	Wood product mfg	282	1 678	9 290	9	4	—	—	4	—	1	—	—	—	—	—	—										
3219	Other wood product mfg	193	1 094	6 775	6	4	—	—	1	—	1	—	—	—	—	—	—										
32199	All other wood product mfg	(C)	(D)	(D)	3	1	—	—	1	—	1	—	—	—	—	—	—										
322	Paper mfg	(E)	(D)	(D)	1	—	—	—	—	—	—	1	—	—	—	—	—										
3222	Converted paper product mfg	(E)	(D)	(D)	1	—	—	—	—	—	—	1	—	—	—	—	—										
32229	Other converted paper product mfg	(E)	(D)	(D)	1	—	—	—	—	—	—	1	—	—	—	—	—										
327	Nonmetallic mineral product mfg	456	2 910	11 523	11	3	1	2	1	3	1	—	—	—	—	—	—										
3273	Cement & concrete product mfg	340	2 341	9 230	6	1	—	1	1	2	1	—	—	—	—	—	—										
32732	Ready-mix concrete mfg	(C)	(D)	(D)	4	1	—	1	1	1	—	—	—	—	—	—	—										
32739	Other concrete product mfg	(C)	(D)	(D)	2	—	—	—	—	1	1	—	—	—	—	—	—										
332	Fabricated metal product mfg	669	5 205	21 070	16	7	3	4	—	1	—	1	—	—	—	—	—										
3323	Architectural & structural metals mfg	611	4 497	19 626	7	3	1	1	—	1	—	1	—	—	—	—	—										
33231	Plate work & fabricated structural prod mfg	(F)	(D)	(D)	3	—	1	1	—	—	—	1	—	—	—	—	—										
333	Machinery mfg	125	1 250	2 775	4	—	1	1	1	1	—	—	—	—	—	—	—										
<b>42</b>	<b>Wholesale trade</b>	<b>621</b>	<b>4 636</b>	<b>20 972</b>	<b>90</b>	<b>48</b>	<b>17</b>	<b>19</b>	<b>6</b>	—	—	—	—	—	—	—	—										
421	Wholesale trade, durable goods	368	2 652	11 330	55	31	9	12	3	—	—	—	—	—	—	—	—										
4218	Machinery, equipment & supplies whsle	173	1 038	4 387	22	12	3	5	2	—	—	—	—	—	—	—	—										
422	Wholesale trade, nondurable goods	253	1 984	9 642	35	17	8	7	3	—	—	—	—	—	—	—	—										
4229	Miscellaneous nondurable goods whsle	152	1 245	6 602	17	6	4	5	2	—	—	—	—	—	—	—	—										
42291	Farm supplies whsle	124	1 113	6 046	12	3	3	4	2	—	—	—	—	—	—	—	—										
422910	Farm supplies whsle	124	1 113	6 046	12	3	3	4	2	—	—	—	—	—	—	—	—										
<b>44-45</b>	<b>Retail trade</b>	<b>5 960</b>	<b>27 480</b>	<b>113 756</b>	<b>418</b>	<b>181</b>	<b>126</b>	<b>57</b>	<b>30</b>	<b>12</b>	<b>10</b>	<b>1</b>	<b>1</b>	—	—	—	—										
441	Motor vehicle & parts dealers	533	3 813	15 193	52	19	15	12	4	2	—	—	—	—	—	—	—										
4411	Automobile dealers	276	2 400	9 791	16	6	2	4	2	2	—	—	—	—	—	—	—										
44111	New car dealers	213	1 927	7 889	7	—	1	3	1	2	—	—	—	—	—	—	—										
441110	New car dealers	213	1 927	7 889	7	—	1	3	1	2	—	—	—	—	—	—	—										
4413	Automotive parts, accessories & tire stores	246	1 365	5 235	32	10	12	8	2	—	—	—	—	—	—	—	—										
44131	Automotive parts, accessories & tire stores	193	1 078	4 018	24	7	9	6	2	—	—	—	—	—	—	—	—										
441310	Automotive parts, accessories & tire stores	193	1 078	4 018	24	7	9	6	2	—	—	—	—	—	—	—	—										
444	Bldg material & garden equip & supp dealers	350	1 371	6 894	36	19	11	4	—	1	1	—	—	—	—	—	—										
4441	Building material & supplies dealers	312	1 174	6 015	28	15	8	3	—	1	1	—	—	—	—	—	—										
44411	Home centers	(C)	(D)	(D)	2	1	—	—	—	—	1	—	—	—	—	—	—										
44419	Other building material dealers	114	672	2 602	16	10	3	2	—	1	—	—	—	—	—	—	—										
444190	Other building material dealers	114	672	2 602	16	10	3	2	—	1	—	—	—	—	—	—	—										
445	Food & beverage stores	1 782	9 835	38 000	63	29	7	7	8	4	8	—	—	—	—	—	—										
4451	Grocery stores	1 717	9 653	37 136	44	15	3	6	8	4	8	—	—	—	—	—	—										
44511	Grocery (except convenience) stores	1 659	9 529	36 563	34	9	2	3	8	4	8	—	—	—	—	—	—										
445110	Grocery (except convenience) stores	1 659	9 529	36 563	34	9	2	3	8	4	8	—	—	—	—	—	—										
446	Health & personal care stores	259	1 536	6 057	18	4	7	1	6	—	—	—	—	—	—	—	—										
4461	Health & personal care stores	259	1 536	6 057	18	4	7	1	6	—	—	—	—	—	—	—	—										
44611	Pharmacies & drug stores	(C)	(D)	(D)	6	—	1	1	4	—	—	—	—	—	—	—	—										
447	Gasoline stations	841	3 363	13 926	73	15	35	16	4	3	—	—	—	—	—	—	—										
4471	Gasoline stations	841	3 363	13 926	73	15	35	16	4	3	—	—	—	—	—	—	—										
44711	Gasoline stations with convenience stores	553	2 070	8 816	62	9	34	16	3	—	—	—	—	—	—	—	—										
447110	Gasoline stations with convenience stores	553	2 070	8 816	62	9	34	16	3	—	—	—	—	—	—	—	—										
44719	Other gasoline stations	288	1 293	5 110	11	6	1	—	1	3	—	—	—	—	—	—	—										
447190	Other gasoline stations	288	1 293	5 110	11	6	1	—	1	3	—	—	—	—	—	—	—										
448	Clothing & clothing accessories stores	354	1 133	4 404	48	15	23	7	3	—	—	—	—	—	—	—	—										
4481	Clothing stores	265	839	3 232	29	7	12	7	3	—	—	—	—	—	—	—	—										
44814	Family clothing stores	195	629	2 315	16	2	6	5	3	—	—	—	—	—	—	—	—										
448140	Family clothing stores	195	629	2 315	16	2	6	5	3	—	—	—	—	—	—	—	—										
451	Sporting goods, hobby, book & music stores	106	289	1 208	18	12	3	1	2	—	—	—	—	—	—	—	—										
452	General merchandise stores	(G)	(D)	(D)	17	8	1	1	2	2	1	1	1	—	—	—	—										
4521	Department stores	(G)	(D)	(D)	5	1	—	—	—	2	—	1	1	—	—	—	—										
45211	Department stores	(G)	(D)	(D)	5	1	—	—	—	2	—	1	1	—	—	—	—										
4529	Other general merchandise stores	297	952	4 052	12	7	1	1	2	—	1	—	—	—	—	—	—										
45291	Warehouse clubs & superstores	(C)	(D)	(D)	2	1	—	—	—	—	1	—	—	—	—	—	—										
453	Miscellaneous store retailers	250	1 123	4 150	46	29	10	6	1	—	—	—	—	—	—	—	—										

See footnotes at end of table.



**Table 6. Counties—Employees, Payroll, and Establishments by Industry: 2002—Con.**

[Excludes most government employees, railroad employees, and self-employed persons. Size class 1 to 4 includes establishments with payroll, but no employees, during mid-March pay period. (D) denotes figures withheld to avoid disclosing data for individual companies; the data are included in broader industry totals. Detailed industries with 100 or more employees are shown if industry was not a (D). For explanation of terms, abbreviations, and data reliability/comparability, see introductory text]

NAICS code	Industry	Number of employees for week including March 12	Payroll (\$1,000)		Total number of establishments	Number of establishments by employment-size class									
			First quarter	Annual		1 to 4	5 to 9	10 to 19	20 to 49	50 to 99	100 to 249	250 to 499	500 to 999	1,000 or more	
<b>PINAL—Con.</b>															
<b>48-49</b>	<b>Transportation &amp; warehousing</b>	<b>422</b>	<b>3 026</b>	<b>9 995</b>	<b>71</b>	<b>48</b>	<b>10</b>	<b>8</b>	<b>4</b>	<b>1</b>	—	—	—	—	
484	Truck transportation	231	2 020	5 723	34	23	6	2	2	1	—	—	—	—	
4842	Specialized freight trucking	178	1 043	3 402	22	16	3	—	2	1	—	—	—	—	
48423	Specialized freight (exc used) trucking, LDist	121	707	1 965	7	4	1	—	1	1	—	—	—	—	
484230	Specialized freight (exc used) trucking, LDist	121	707	1 965	7	4	1	—	1	1	—	—	—	—	
<b>51</b>	<b>Information</b>	<b>317</b>	<b>2 150</b>	<b>8 953</b>	<b>35</b>	<b>20</b>	<b>9</b>	<b>4</b>	<b>1</b>	—	<b>1</b>	—	—	—	
511	Publishing industries	193	1 058	4 417	10	4	2	3	—	—	1	—	—	—	
5111	Newspaper, periodical, book, database publishers	193	1 058	4 417	10	4	2	3	—	—	1	—	—	—	
51111	Newspaper publishers	(C)	(D)	(D)	9	3	2	3	—	—	1	—	—	—	
<b>52</b>	<b>Finance &amp; insurance</b>	<b>727</b>	<b>7 519</b>	<b>31 317</b>	<b>101</b>	<b>65</b>	<b>16</b>	<b>10</b>	<b>9</b>	—	<b>1</b>	—	—	—	
522	Credit intermediation & related activities	350	2 823	9 068	41	15	13	7	6	—	—	—	—	—	
5221	Depository credit intermediation	319	2 673	8 275	33	10	11	6	6	—	—	—	—	—	
52211	Commercial banking	260	1 712	6 643	27	9	8	5	5	—	—	—	—	—	
522110	Commercial banking	260	1 712	6 643	27	9	8	5	5	—	—	—	—	—	
524	Insurance carriers & related activities	(E)	(D)	(D)	46	38	3	2	2	—	1	—	—	—	
5242	Agencies & other insurance related activities	246	3 365	16 676	37	31	3	2	—	—	1	—	—	—	
52421	Insurance agencies & brokerages	246	3 365	16 676	37	31	3	2	—	—	1	—	—	—	
524210	Insurance agencies & brokerages	246	3 365	16 676	37	31	3	2	—	—	1	—	—	—	
<b>53</b>	<b>Real estate &amp; rental &amp; leasing</b>	<b>654</b>	<b>2 946</b>	<b>12 301</b>	<b>138</b>	<b>99</b>	<b>24</b>	<b>11</b>	<b>3</b>	<b>1</b>	—	—	—	—	
531	Real estate	441	1 796	7 369	107	85	14	6	1	1	—	—	—	—	
5311	Lessors of real estate	179	572	2 312	63	50	10	3	—	—	—	—	—	—	
53119	Lessors of other real estate property	103	314	1 302	32	26	4	2	—	—	—	—	—	—	
531190	Lessors of other real estate property	103	314	1 302	32	26	4	2	—	—	—	—	—	—	
5312	Offices of real estate agents & brokers	116	539	2 245	30	25	3	1	1	—	—	—	—	—	
53121	Offices of real estate agents & brokers	116	539	2 245	30	25	3	1	1	—	—	—	—	—	
531210	Offices of real estate agents & brokers	116	539	2 245	30	25	3	1	1	—	—	—	—	—	
5313	Activities related to real estate	146	685	2 812	14	10	1	2	—	1	—	—	—	—	
53131	Real estate property managers	124	564	2 340	9	6	1	1	—	1	—	—	—	—	
532	Rental & leasing services	213	1 150	4 932	31	14	10	5	2	—	—	—	—	—	
5322	Consumer goods rental	141	504	2 122	20	9	6	4	1	—	—	—	—	—	
<b>54</b>	<b>Professional, scientific &amp; technical services</b>	<b>935</b>	<b>4 732</b>	<b>18 705</b>	<b>131</b>	<b>102</b>	<b>12</b>	<b>10</b>	<b>4</b>	<b>1</b>	<b>2</b>	—	—	—	
541	Professional, scientific & technical services	935	4 732	18 705	131	102	12	10	4	1	2	—	—	—	
5412	Accounting, tax prep, bookkeep, payroll services	201	676	2 101	34	24	5	2	2	1	—	—	—	—	
54121	Accounting, tax prep, bookkeep, payroll services	201	676	2 101	34	24	5	2	2	1	—	—	—	—	
541213	Tax preparation services	147	317	611	10	3	3	1	2	1	—	—	—	—	
5416	Management, sci & tech consulting services	304	956	3 785	23	20	1	—	1	—	1	—	—	—	
54161	Management consulting services	294	884	3 537	19	17	—	—	1	—	1	—	—	—	
5417	Scientific R&D services	(C)	(D)	(D)	2	—	—	1	—	—	1	—	—	—	
54171	R&D in physical, engineering & life sciences	(C)	(D)	(D)	2	—	—	1	—	—	1	—	—	—	
<b>55</b>	<b>Management of companies &amp; enterprises</b>	<b>140</b>	<b>1 846</b>	<b>6 379</b>	<b>7</b>	<b>1</b>	<b>1</b>	<b>2</b>	<b>3</b>	—	—	—	—	—	
551	Management of companies & enterprises	140	1 846	6 379	7	1	1	2	3	—	—	—	—	—	
5511	Management of companies & enterprises	140	1 846	6 379	7	1	1	2	3	—	—	—	—	—	
55111	Management of companies & enterprises	140	1 846	6 379	7	1	1	2	3	—	—	—	—	—	
551114	Corp. subsidiary & regional managing offices	140	1 846	6 379	7	1	1	2	3	—	—	—	—	—	
<b>56</b>	<b>Admin, support, waste mgt, remediation services</b>	<b>2 347</b>	<b>16 296</b>	<b>63 634</b>	<b>96</b>	<b>57</b>	<b>17</b>	<b>11</b>	<b>3</b>	<b>1</b>	<b>4</b>	<b>2</b>	<b>1</b>	—	
561	Administrative & support services	2 263	15 708	61 049	82	51	12	8	3	1	4	2	1	—	
5612	Facilities support services	(G)	(D)	(D)	4	—	—	—	—	—	1	2	1	—	
56121	Facilities support services	(G)	(D)	(D)	4	—	—	—	—	—	1	2	1	—	
5613	Employment services	366	1 039	4 580	8	3	—	—	2	1	2	—	—	—	
56132	Temporary help services	(E)	(D)	(D)	6	2	—	—	1	1	2	—	—	—	
5617	Services to buildings & dwellings	(E)	(D)	(D)	45	29	8	6	1	—	1	—	—	—	
56173	Landscaping services	235	556	2 433	20	11	3	4	1	—	1	—	—	—	
561730	Landscaping services	235	556	2 433	20	11	3	4	1	—	1	—	—	—	
<b>61</b>	<b>Educational services</b>	<b>526</b>	<b>3 684</b>	<b>14 144</b>	<b>20</b>	<b>9</b>	<b>1</b>	<b>7</b>	<b>1</b>	<b>1</b>	—	<b>1</b>	—	—	
611	Educational services	526	3 684	14 144	20	9	1	7	1	1	—	1	—	—	
6111	Elementary & secondary schools	424	3 121	12 051	10	4	—	4	—	1	—	1	—	—	
61111	Elementary & secondary schools	424	3 121	12 051	10	4	—	4	—	1	—	1	—	—	
611110	Elementary & secondary schools	424	3 121	12 051	10	4	—	4	—	1	—	1	—	—	
<b>62</b>	<b>Health care and social assistance</b>	<b>3 575</b>	<b>28 440</b>	<b>115 459</b>	<b>222</b>	<b>80</b>	<b>68</b>	<b>41</b>	<b>22</b>	<b>7</b>	<b>2</b>	<b>1</b>	<b>1</b>	—	
621	Ambulatory health care services	1 151	10 479	45 881	131	61	31	26	10	3	—	—	—	—	
6211	Offices of physicians	392	4 439	20 592	55	26	16	10	3	—	—	—	—	—	
62111	Offices of physicians	392	4 439	20 592	55	26	16	10	3	—	—	—	—	—	
6212	Offices of dentists	144	1 103	5 252	19	6	7	6	—	—	—	—	—	—	
62121	Offices of dentists	144	1 103	5 252	19	6	7	6	—	—	—	—	—	—	
621210	Offices of dentists	144	1 103	5 252	19	6	7	6	—	—	—	—	—	—	
6214	Outpatient care centers	266	2 753	10 844	15	3	3	4	4	1	—	—	—	—	
62149	Other outpatient care centers	(C)	(D)	(D)	12	3	3	2	3	1	—	—	—	—	
6216	Home health care services	127	590	2 529	8	3	1	2	1	1	—	—	—	—	
62161	Home health care services	127	590	2 529	8	3	1	2	1	1	—	—	—	—	
621610	Home health care services	127	590	2 529	8	3	1	2	1	1	—	—	—	—	

See footnotes at end of table.

**Table 6. Counties—Employees, Payroll, and Establishments by Industry: 2002—Con.**

[Excludes most government employees, railroad employees, and self-employed persons. Size class 1 to 4 includes establishments with payroll, but no employees, during mid-March pay period. (D) denotes figures withheld to avoid disclosing data for individual companies; the data are included in broader industry totals. Detailed industries with 100 or more employees are shown if industry was not a (D). For explanation of terms, abbreviations, and data reliability/comparability, see introductory text]

NAICS code	Industry	Number of employees for week including March 12	Payroll (\$1,000)		Total number of establishments	Number of establishments by employment-size class									
			First quarter	Annual		1 to 4	5 to 9	10 to 19	20 to 49	50 to 99	100 to 249	250 to 499	500 to 999	1,000 or more	
<b>PINAL—Con.</b>															
<b>62 Health care and social assistance—Con.</b>															
622	Hospitals .....	(F)	(D)	(D)	3	1	—	—	—	—	—	—	1	1	—
6221	General medical & surgical hospitals .....	(F)	(D)	(D)	3	1	—	—	—	—	—	—	1	1	—
62211	General medical & surgical hospitals .....	(F)	(D)	(D)	3	1	—	—	—	—	—	—	1	1	—
623	Nursing & residential care facilities .....	753	6 316	21 057	35	6	20	3	2	2	2	—	—	—	—
6231	Nursing care facilities .....	(E)	(D)	(D)	3	—	—	1	—	1	1	—	—	—	—
62311	Nursing care facilities .....	(E)	(D)	(D)	3	—	—	1	—	1	1	—	—	—	—
6232	Residential mental retardation, health facil .....	329	3 832	10 670	14	2	9	1	1	—	1	—	—	—	—
62322	Residential mental health, subst abuse facil ..	(E)	(D)	(D)	5	2	1	1	—	—	1	—	—	—	—
6233	Community care facilities for the elderly .....	131	538	2 078	11	3	5	1	1	1	—	—	—	—	—
62331	Community care facilities for the elderly .....	131	538	2 078	11	3	5	1	1	1	—	—	—	—	—
624	Social assistance .....	(F)	(D)	(D)	53	12	17	12	10	2	—	—	—	—	—
6241	Individual & family services .....	(C)	(D)	(D)	16	4	6	3	2	1	—	—	—	—	—
62412	Services for elderly & disabled persons .....	105	374	1 552	6	—	3	2	—	1	—	—	—	—	—
624120	Services for elderly & disabled persons .....	105	374	1 552	6	—	3	2	—	1	—	—	—	—	—
6242	Community, emergency & other relief services ..	135	494	2 102	7	1	2	1	3	—	—	—	—	—	—
62422	Community housing services .....	(C)	(D)	(D)	6	1	2	1	2	—	—	—	—	—	—
6243	Vocational rehabilitation services .....	(C)	(D)	(D)	5	1	1	1	1	1	—	—	—	—	—
62431	Vocational rehabilitation services .....	(C)	(D)	(D)	5	1	1	1	1	1	—	—	—	—	—
6244	Child day care services .....	278	951	3 433	25	6	8	7	4	—	—	—	—	—	—
62441	Child day care services .....	278	951	3 433	25	6	8	7	4	—	—	—	—	—	—
624410	Child day care services .....	278	951	3 433	25	6	8	7	4	—	—	—	—	—	—
<b>71</b>	<b>Arts, entertainment &amp; recreation .....</b>	<b>1 056</b>	<b>2 912</b>	<b>10 357</b>	<b>35</b>	<b>15</b>	<b>8</b>	<b>5</b>	<b>4</b>	<b>1</b>	<b>1</b>	<b>—</b>	<b>—</b>	<b>1</b>	<b>—</b>
711	Performing arts, spectator sports & related industries .....	639	841	1 827	5	2	1	—	—	1	—	—	—	1	—
7113	Promoters of entertainment events .....	(F)	(D)	(D)	2	1	—	—	—	—	—	—	—	1	—
71131	Promoters of entertainment events with facility .....	(F)	(D)	(D)	1	—	—	—	—	—	—	—	—	1	—
713	Amusement, gambling & recreation industries .....	400	2 013	8 327	26	10	7	4	4	—	1	—	—	—	—
7139	Other amusement & recreation industries .....	400	2 013	8 327	26	10	7	4	4	—	1	—	—	—	—
71391	Golf courses & country clubs .....	294	1 657	6 680	14	6	2	3	2	—	1	—	—	—	—
713910	Golf courses & country clubs .....	294	1 657	6 680	14	6	2	3	2	—	1	—	—	—	—
<b>72</b>	<b>Accommodation &amp; food services .....</b>	<b>4 436</b>	<b>14 506</b>	<b>52 758</b>	<b>229</b>	<b>80</b>	<b>37</b>	<b>54</b>	<b>44</b>	<b>11</b>	<b>2</b>	<b>—</b>	<b>—</b>	<b>—</b>	<b>1</b>
721	Accommodation .....	1 529	7 088	24 420	45	24	6	7	4	2	1	—	—	—	1
7211	Traveler accommodation .....	1 357	6 641	22 769	21	10	1	3	4	1	1	—	—	—	1
72111	Hotels (exc casino hotels) & motels .....	(E)	(D)	(D)	17	8	—	3	4	1	1	—	—	—	—
72112	Casino hotels .....	(G)	(D)	(D)	1	—	—	—	—	—	—	—	—	—	1
7212	RV parks & recreational camps .....	172	447	1 651	24	14	5	4	—	1	—	—	—	—	—
72121	RV parks & recreational camps .....	172	447	1 651	24	14	5	4	—	1	—	—	—	—	—
722	Food services & drinking places .....	2 907	7 418	28 338	184	56	31	47	40	9	1	—	—	—	—
7221	Full-service restaurants .....	1 247	3 508	12 364	74	23	13	20	12	5	1	—	—	—	—
72211	Full-service restaurants .....	1 247	3 508	12 364	74	23	13	20	12	5	1	—	—	—	—
722110	Full-service restaurants .....	1 247	3 508	12 364	74	23	13	20	12	5	1	—	—	—	—
7222	Limited-service eating places .....	1 173	2 610	10 749	66	10	11	19	24	2	—	—	—	—	—
72221	Limited-service eating places .....	1 173	2 610	10 749	66	10	11	19	24	2	—	—	—	—	—
722211	Limited-service restaurants .....	1 115	2 533	10 376	57	6	8	17	24	2	—	—	—	—	—
7223	Special food services .....	325	968	3 944	14	4	3	2	3	2	—	—	—	—	—
72231	Food service contractors .....	316	950	3 866	11	2	2	2	3	2	—	—	—	—	—
722310	Food service contractors .....	316	950	3 866	11	2	2	2	3	2	—	—	—	—	—
7224	Drinking places (alcoholic beverages) .....	162	332	1 281	30	19	4	6	1	—	—	—	—	—	—
72241	Drinking places (alcoholic beverages) .....	162	332	1 281	30	19	4	6	1	—	—	—	—	—	—
722410	Drinking places (alcoholic beverages) .....	162	332	1 281	30	19	4	6	1	—	—	—	—	—	—
<b>81</b>	<b>Other services (except public administration) .....</b>	<b>1 501</b>	<b>5 936</b>	<b>24 789</b>	<b>244</b>	<b>161</b>	<b>47</b>	<b>22</b>	<b>10</b>	<b>3</b>	<b>1</b>	<b>—</b>	<b>—</b>	<b>—</b>	<b>—</b>
811	Repair & maintenance .....	508	2 367	9 925	90	65	15	6	1	3	—	—	—	—	—
8111	Automotive repair & maintenance .....	397	1 822	7 273	67	45	14	5	1	2	—	—	—	—	—
81111	Automotive mechanical & electrical R&M .....	140	704	2 704	42	31	9	2	—	—	—	—	—	—	—
811111	General automotive repair .....	113	579	2 315	34	25	8	1	—	—	—	—	—	—	—
811119	Other automotive R&M .....	209	791	3 212	14	5	5	1	1	2	—	—	—	—	—
812	Personal & laundry services .....	282	1 176	4 324	56	39	10	4	3	—	—	—	—	—	—
8121	Personal care services .....	139	516	1 502	33	23	7	2	1	—	—	—	—	—	—
81211	Hair, nail & skin care services .....	(C)	(D)	(D)	30	20	7	2	1	—	—	—	—	—	—
812112	Beauty salons .....	135	507	1 444	29	19	7	2	1	—	—	—	—	—	—
813	Religious, grantmaking, civic, prof & like organizations .....	711	2 393	10 540	98	57	22	12	6	—	1	—	—	—	—
8131	Religious organizations .....	221	606	2 611	50	35	8	6	1	—	—	—	—	—	—
81311	Religious organizations .....	221	606	2 611	50	35	8	6	1	—	—	—	—	—	—
813110	Religious organizations .....	221	606	2 611	50	35	8	6	1	—	—	—	—	—	—
8134	Civic & social organizations .....	123	264	1 296	18	8	5	4	1	—	—	—	—	—	—
81341	Civic & social organizations .....	123	264	1 296	18	8	5	4	1	—	—	—	—	—	—
813410	Civic & social organizations .....	123	264	1 296	18	8	5	4	1	—	—	—	—	—	—
8139	Business, labor, political, like organizations .....	278	1 086	4 603	24	12	7	2	2	—	1	—	—	—	—
81399	Oth similar organizations (exc business, prof, labor, pol) .....	196	756	3 206	9	3	4	—	1	—	1	—	—	—	—
813990	Oth similar organizations (exc business, prof, labor, pol) .....	196	756	3 206	9	3	4	—	1	—	1	—	—	—	—
<b>95</b>	<b>Auxiliaries (exc corporate, subsidiary &amp; regional mgt) .....</b>	<b>74</b>	<b>707</b>	<b>2 896</b>	<b>4</b>	<b>1</b>	<b>1</b>	<b>1</b>	<b>1</b>	<b>—</b>	<b>—</b>	<b>—</b>	<b>—</b>	<b>—</b>	<b>—</b>
<b>99</b>	<b>Unclassified establishments .....</b>	<b>8</b>	<b>12</b>	<b>332</b>	<b>13</b>	<b>12</b>	<b>1</b>	<b>—</b>	<b>—</b>	<b>—</b>	<b>—</b>	<b>—</b>	<b>—</b>	<b>—</b>	<b>—</b>

See footnotes at end of table.

**Table 6. Counties—Employees, Payroll, and Establishments by Industry: 2002—Con.**

[Excludes most government employees, railroad employees, and self-employed persons. Size class 1 to 4 includes establishments with payroll, but no employees, during mid-March pay period. (D) denotes figures withheld to avoid disclosing data for individual companies; the data are included in broader industry totals. Detailed industries with 100 or more employees are shown if industry was not a (D). For explanation of terms, abbreviations, and data reliability/comparability, see introductory text]

NAICS code	Industry	Number of employees for week including March 12	Payroll (\$1,000)		Total number of establishments	Number of establishments by employment-size class								
			First quarter	Annual		1 to 4	5 to 9	10 to 19	20 to 49	50 to 99	100 to 249	250 to 499	500 to 999	1,000 or more
<b>SANTA CRUZ</b>														
	<b>Total</b> .....	<b>10 087</b>	<b>55 123</b>	<b>224 668</b>	<b>1 103</b>	<b>634</b>	<b>212</b>	<b>140</b>	<b>89</b>	<b>19</b>	<b>7</b>	<b>2</b>	—	—
<b>11</b>	<b>Forestry, fishing, hunting, and agriculture support</b> .....	<b>50</b>	<b>353</b>	<b>981</b>	<b>7</b>	<b>4</b>	<b>1</b>	<b>1</b>	<b>1</b>	—	—	—	—	—
<b>21</b>	<b>Mining</b> .....	<b>(A)</b>	<b>(D)</b>	<b>(D)</b>	<b>1</b>	<b>1</b>	—	—	—	—	—	—	—	—
<b>22</b>	<b>Utilities</b> .....	<b>(B)</b>	<b>(D)</b>	<b>(D)</b>	<b>7</b>	<b>3</b>	<b>1</b>	<b>1</b>	<b>2</b>	—	—	—	—	—
<b>23</b>	<b>Construction</b> .....	<b>514</b>	<b>2 159</b>	<b>10 496</b>	<b>88</b>	<b>64</b>	<b>14</b>	<b>6</b>	<b>2</b>	<b>2</b>	—	—	—	—
233	Building, developing & general contracting .....	306	1 319	6 675	40	28	7	2	1	2	—	—	—	—
2332	Residential building construction .....	(E)	(D)	(D)	34	23	6	2	1	2	—	—	—	—
23321	Single-family housing construction .....	296	1 270	6 481	33	22	6	2	1	2	—	—	—	—
233210	Single-family housing construction .....	296	1 270	6 481	33	22	6	2	1	2	—	—	—	—
235	Special trade contractors .....	(C)	(D)	(D)	46	36	6	3	1	—	—	—	—	—
<b>31-33</b>	<b>Manufacturing</b> .....	<b>640</b>	<b>3 587</b>	<b>14 802</b>	<b>41</b>	<b>20</b>	<b>7</b>	<b>5</b>	<b>5</b>	<b>3</b>	<b>1</b>	—	—	—
334	Computer & electronic product mfg .....	161	1 122	4 913	3	—	—	1	—	2	—	—	—	—
339	Miscellaneous mfg .....	(C)	(D)	(D)	7	—	3	1	2	—	1	—	—	—
3399	Other miscellaneous mfg .....	162	700	2 741	4	—	1	1	1	—	1	—	—	—
33999	All other misc mfg .....	162	700	2 741	4	—	1	1	1	—	1	—	—	—
339992	Musical instrument mfg .....	162	700	2 741	4	—	1	1	1	—	1	—	—	—
<b>42</b>	<b>Wholesale trade</b> .....	<b>1 980</b>	<b>14 216</b>	<b>57 213</b>	<b>195</b>	<b>87</b>	<b>47</b>	<b>35</b>	<b>22</b>	<b>3</b>	<b>1</b>	—	—	—
421	Wholesale trade, durable goods .....	277	1 892	7 734	58	39	12	5	2	—	—	—	—	—
422	Wholesale trade, nondurable goods .....	1 703	12 324	49 479	137	48	35	30	20	3	1	—	—	—
4224	Grocery & related product whsle .....	1 389	10 892	43 431	117	39	29	27	19	3	—	—	—	—
42248	Fresh fruit & vegetable whsle .....	1 315	10 337	40 663	100	29	24	25	19	3	—	—	—	—
422480	Fresh fruit & vegetable whsle .....	1 315	10 337	40 663	100	29	24	25	19	3	—	—	—	—
4225	Farm product raw material whsle .....	(C)	(D)	(D)	2	1	—	—	—	—	1	—	—	—
42251	Grain & field bean whsle .....	(C)	(D)	(D)	1	—	—	—	—	—	1	—	—	—
4229	Miscellaneous nondurable goods whsle .....	101	896	3 494	12	4	3	1	—	—	—	—	—	—
<b>44-45</b>	<b>Retail trade</b> .....	<b>2 309</b>	<b>10 684</b>	<b>43 311</b>	<b>221</b>	<b>126</b>	<b>49</b>	<b>25</b>	<b>14</b>	<b>3</b>	<b>3</b>	<b>1</b>	—	—
441	Motor vehicle & parts dealers .....	227	1 403	5 851	26	14	5	2	5	—	—	—	—	—
4411	Automobile dealers .....	119	881	3 689	13	8	2	—	3	—	—	—	—	—
4413	Automotive parts, accessories & tire stores .....	108	522	2 162	13	6	3	2	2	—	—	—	—	—
445	Food & beverage stores .....	532	3 064	11 894	22	13	4	—	2	1	2	—	—	—
4451	Grocery stores .....	491	2 774	10 861	12	7	—	—	2	1	2	—	—	—
44511	Grocery (except convenience) stores .....	482	2 757	10 805	7	2	—	—	2	1	2	—	—	—
445110	Grocery (except convenience) stores .....	482	2 757	10 805	7	2	—	—	2	1	2	—	—	—
447	Gasoline stations .....	190	688	2 778	21	5	11	4	—	1	—	—	—	—
4471	Gasoline stations .....	190	688	2 778	21	5	11	4	—	1	—	—	—	—
44711	Gasoline stations with convenience stores .....	143	509	2 084	14	3	7	3	—	1	—	—	—	—
447110	Gasoline stations with convenience stores .....	143	509	2 084	14	3	7	3	—	1	—	—	—	—
448	Clothing & clothing accessories stores .....	526	1 713	7 210	68	37	14	11	5	1	—	—	—	—
4481	Clothing stores .....	391	1 329	5 528	46	26	7	8	4	1	—	—	—	—
44814	Family clothing stores .....	224	842	3 270	14	7	—	3	3	1	—	—	—	—
448140	Family clothing stores .....	224	842	3 270	14	7	—	3	3	1	—	—	—	—
452	General merchandise stores .....	479	2 109	8 458	12	7	2	1	—	—	1	1	—	—
4521	Department stores .....	(E)	(D)	(D)	2	—	—	—	—	—	1	1	—	—
45211	Department stores .....	(E)	(D)	(D)	2	—	—	—	—	—	1	1	—	—
453	Miscellaneous store retailers .....	113	349	1 448	32	25	5	2	—	—	—	—	—	—
<b>48-49</b>	<b>Transportation &amp; warehousing</b> .....	<b>790</b>	<b>4 881</b>	<b>19 185</b>	<b>105</b>	<b>62</b>	<b>17</b>	<b>16</b>	<b>8</b>	<b>2</b>	—	—	—	—
484	Truck transportation .....	375	2 447	9 629	49	33	6	6	2	2	—	—	—	—
4841	General freight trucking .....	240	1 621	6 384	34	22	6	3	2	1	—	—	—	—
48411	General freight trucking, local .....	113	740	2 638	10	7	1	—	1	1	—	—	—	—
484110	General freight trucking, local .....	113	740	2 638	10	7	1	—	1	1	—	—	—	—
48412	General freight trucking, long-distance .....	127	881	3 746	24	15	5	3	1	—	—	—	—	—
484121	General freight trucking, long-distance, TL .....	103	592	2 584	19	13	2	3	1	—	—	—	—	—
4842	Specialized freight trucking .....	135	826	3 245	15	11	—	3	—	1	—	—	—	—
48423	Specialized freight (exc used) trucking, LDist .....	112	751	2 996	8	5	—	2	—	1	—	—	—	—
484230	Specialized freight (exc used) trucking, LDist .....	112	751	2 996	8	5	—	2	—	1	—	—	—	—
488	Transportation support activities .....	(E)	(D)	(D)	41	20	8	9	4	—	—	—	—	—
4885	Freight transportation arrangement .....	293	1 850	7 320	39	19	8	8	4	—	—	—	—	—
48851	Freight transportation arrangement .....	293	1 850	7 320	39	19	8	8	4	—	—	—	—	—
488510	Freight transportation arrangement .....	293	1 850	7 320	39	19	8	8	4	—	—	—	—	—
<b>51</b>	<b>Information</b> .....	<b>85</b>	<b>551</b>	<b>2 045</b>	<b>12</b>	<b>8</b>	—	<b>3</b>	<b>1</b>	—	—	—	—	—
<b>52</b>	<b>Finance &amp; insurance</b> .....	<b>247</b>	<b>1 496</b>	<b>5 515</b>	<b>41</b>	<b>28</b>	<b>6</b>	<b>4</b>	<b>3</b>	—	—	—	—	—
522	Credit intermediation & related activities .....	142	1 010	3 567	19	12	2	3	2	—	—	—	—	—
5221	Depository credit intermediation .....	117	884	3 081	9	2	2	3	2	—	—	—	—	—
52211	Commercial banking .....	117	884	3 081	9	2	2	3	2	—	—	—	—	—
522110	Commercial banking .....	117	884	3 081	9	2	2	3	2	—	—	—	—	—
<b>53</b>	<b>Real estate &amp; rental &amp; leasing</b> .....	<b>196</b>	<b>957</b>	<b>3 877</b>	<b>56</b>	<b>44</b>	<b>8</b>	<b>2</b>	<b>2</b>	—	—	—	—	—
531	Real estate .....	147	710	2 916	47	40	4	1	2	—	—	—	—	—
<b>54</b>	<b>Professional, scientific &amp; technical services</b> .....	<b>214</b>	<b>1 429</b>	<b>6 388</b>	<b>56</b>	<b>44</b>	<b>6</b>	<b>5</b>	<b>1</b>	—	—	—	—	—
541	Professional, scientific & technical services .....	214	1 429	6 388	56	44	6	5	1	—	—	—	—	—

See footnotes at end of table.

**Table 6. Counties—Employees, Payroll, and Establishments by Industry: 2002—Con.**

[Excludes most government employees, railroad employees, and self-employed persons. Size class 1 to 4 includes establishments with payroll, but no employees, during mid-March pay period. (D) denotes figures withheld to avoid disclosing data for individual companies; the data are included in broader industry totals. Detailed industries with 100 or more employees are shown if industry was not a (D). For explanation of terms, abbreviations, and data reliability/comparability, see introductory text]

NAICS code	Industry	Number of employees for week including March 12	Payroll (\$1,000)		Total number of establishments	Number of establishments by employment-size class								
			First quarter	Annual		1 to 4	5 to 9	10 to 19	20 to 49	50 to 99	100 to 249	250 to 499	500 to 999	1,000 or more
<b>SANTA CRUZ—Con.</b>														
55	Management of companies & enterprises	(B)	(D)	(D)	2	—	1	—	—	1	—	—	—	—
56	Admin, support, waste mgt, remediation services	157	929	3 880	31	22	7	—	2	—	—	—	—	—
561	Administrative & support services	(C)	(D)	(D)	29	21	6	—	2	—	—	—	—	—
61	Educational services	221	815	3 334	14	4	4	2	3	1	—	—	—	—
611	Educational services	221	815	3 334	14	4	4	2	3	1	—	—	—	—
6111	Elementary & secondary schools	196	701	2 833	9	1	3	1	3	1	—	—	—	—
61111	Elementary & secondary schools	196	701	2 833	9	1	3	1	3	1	—	—	—	—
611110	Elementary & secondary schools	196	701	2 833	9	1	3	1	3	1	—	—	—	—
62	Health care and social assistance	664	4 645	19 746	48	25	14	4	3	—	1	1	—	—
621	Ambulatory health care services	303	2 087	9 715	30	16	8	4	1	—	1	—	—	—
6214	Outpatient care centers	(C)	(D)	(D)	3	—	1	1	—	—	1	—	—	—
62149	Other outpatient care centers	(C)	(D)	(D)	3	—	1	1	—	—	1	—	—	—
622	Hospitals	(E)	(D)	(D)	1	—	—	—	—	—	—	1	—	—
6221	General medical & surgical hospitals	(E)	(D)	(D)	1	—	—	—	—	—	—	1	—	—
62211	General medical & surgical hospitals	(E)	(D)	(D)	1	—	—	—	—	—	—	1	—	—
71	Arts, entertainment & recreation	173	587	2 277	14	9	2	1	1	1	—	—	—	—
713	Amusement, gambling & recreation industries	154	512	1 971	6	2	1	1	1	1	—	—	—	—
7139	Other amusement & recreation industries	154	512	1 971	6	2	1	1	1	1	—	—	—	—
71391	Golf courses & country clubs	(C)	(D)	(D)	2	—	—	—	1	1	—	—	—	—
72	Accommodation & food services	1 267	3 572	14 398	91	32	18	20	18	2	1	—	—	—
721	Accommodation	302	961	4 022	16	8	—	2	5	—	1	—	—	—
7211	Traveler accommodation	(E)	(D)	(D)	12	5	—	2	4	—	1	—	—	—
72111	Hotels (exc casino hotels) & motels	270	852	3 683	11	4	—	2	4	—	1	—	—	—
721110	Hotels (exc casino hotels) & motels	270	852	3 683	11	4	—	2	4	—	1	—	—	—
722	Food services & drinking places	965	2 611	10 376	75	24	18	18	13	2	—	—	—	—
7221	Full-service restaurants	462	1 123	4 269	38	11	10	10	7	—	—	—	—	—
72211	Full-service restaurants	462	1 123	4 269	38	11	10	10	7	—	—	—	—	—
722110	Full-service restaurants	462	1 123	4 269	38	11	10	10	7	—	—	—	—	—
7222	Limited-service eating places	343	1 047	4 177	23	6	3	8	5	1	—	—	—	—
72221	Limited-service eating places	343	1 047	4 177	23	6	3	8	5	1	—	—	—	—
722211	Limited-service restaurants	323	992	3 963	19	4	2	7	5	1	—	—	—	—
7223	Special food services	137	388	1 724	10	6	2	—	1	1	—	—	—	—
72231	Food service contractors	125	378	1 681	6	3	1	—	1	1	—	—	—	—
722310	Food service contractors	125	378	1 681	6	3	1	—	1	1	—	—	—	—
81	Other services (except public administration)	208	760	3 190	54	40	8	6	—	—	—	—	—	—
813	Religious, grantmaking, civic, prof & like organizations	118	385	1 489	25	17	4	4	—	—	—	—	—	—
95	Auxiliaries (exc corporate, subsidiary & regional mgt)	194	1 839	6 163	8	—	2	4	1	1	—	—	—	—
99	Unclassified establishments	(A)	(D)	(D)	11	11	—	—	—	—	—	—	—	—
<b>YAVAPAI</b>														
	<b>Total</b>	<b>49 244</b>	<b>272 212</b>	<b>1 165 561</b>	<b>5 382</b>	<b>3 245</b>	<b>1 052</b>	<b>583</b>	<b>367</b>	<b>77</b>	<b>39</b>	<b>15</b>	<b>4</b>	<b>—</b>
11	Forestry, fishing, hunting, and agriculture support	(A)	(D)	(D)	9	9	—	—	—	—	—	—	—	—
21	Mining	992	7 550	32 204	19	7	3	2	1	2	3	1	—	—
212	Mining (except oil & gas)	986	7 513	32 055	14	2	3	2	1	2	3	1	—	—
2122	Metal ore mining	(E)	(D)	(D)	1	—	—	—	—	—	—	1	—	—
21223	Copper, nickel, lead & zinc mining	(E)	(D)	(D)	1	—	—	—	—	—	—	1	—	—
2123	Nonmetallic mineral mining & quarrying	(F)	(D)	(D)	13	2	3	2	1	2	3	—	—	—
21231	Stone mining & quarrying	(F)	(D)	(D)	8	1	1	1	—	2	3	—	—	—
212311	Dimension stone mining & quarrying	346	1 310	5 767	5	—	1	1	—	1	2	—	—	—
22	Utilities	276	3 729	15 193	25	16	4	4	—	—	1	—	—	—
221	Utilities	276	3 729	15 193	25	16	4	4	—	—	1	—	—	—
2211	Elec pwr generation, transmsn & distribution	(C)	(D)	(D)	1	—	—	—	—	—	1	—	—	—
22111	Electric power generation	(C)	(D)	(D)	1	—	—	—	—	—	1	—	—	—
23	Construction	5 753	34 372	153 399	981	616	213	96	44	11	1	—	—	—
233	Building, developing & general contracting	1 509	9 227	42 399	356	246	79	25	4	2	—	—	—	—
2331	Land subdivision & land development	100	676	3 392	29	25	1	2	1	—	—	—	—	—
23311	Land subdivision & land development	100	676	3 392	29	25	1	2	1	—	—	—	—	—
233110	Land subdivision & land development	100	676	3 392	29	25	1	2	1	—	—	—	—	—
2332	Residential building construction	1 193	6 823	29 631	295	204	69	18	3	1	—	—	—	—
23321	Single-family housing construction	1 174	6 699	28 920	286	196	68	18	3	1	—	—	—	—
233210	Single-family housing construction	1 174	6 699	28 920	286	196	68	18	3	1	—	—	—	—
2333	Nonresidential building construction	216	1 628	9 376	32	17	9	5	—	1	—	—	—	—
23332	Commercial & institutional bldg construction	(C)	(D)	(D)	29	15	8	5	—	1	—	—	—	—

See footnotes at end of table.

**Table 6. Counties—Employees, Payroll, and Establishments by Industry: 2002—Con.**

[Excludes most government employees, railroad employees, and self-employed persons. Size class 1 to 4 includes establishments with payroll, but no employees, during mid-March pay period. (D) denotes figures withheld to avoid disclosing data for individual companies; the data are included in broader industry totals. Detailed industries with 100 or more employees are shown if industry was not a (D). For explanation of terms, abbreviations, and data reliability/comparability, see introductory text]

NAICS code	Industry	Number of employees for week including March 12	Payroll (\$1,000)		Total number of establishments	Number of establishments by employment-size class								
			First quarter	Annual		1 to 4	5 to 9	10 to 19	20 to 49	50 to 99	100 to 249	250 to 499	500 to 999	1,000 or more
<b>YAVAPAI—Con.</b>														
<b>23 Construction—Con.</b>														
234	Heavy construction .....	927	6 896	33 638	57	27	5	10	9	5	1	-	-	-
2341	Highway, street, bridge & tunnel construction ...	353	2 684	14 382	12	3	1	2	4	1	1	-	-	-
23411	Highway & street construction .....	353	2 684	14 382	12	3	1	2	4	1	1	-	-	-
234110	Highway & street construction .....	353	2 684	14 382	12	3	1	2	4	1	1	-	-	-
2349	Other heavy construction .....	574	4 212	19 256	45	24	4	8	5	4	-	-	-	-
23491	Water, sewer & pipeline construction .....	448	3 405	14 410	21	7	1	6	3	4	-	-	-	-
234910	Water, sewer & pipeline construction .....	448	3 405	14 410	21	7	1	6	3	4	-	-	-	-
235	Special trade contractors .....	3 317	18 249	77 362	568	343	129	61	31	4	-	-	-	-
2351	Plumbing, heating & AC contractor .....	617	4 020	15 478	83	49	18	10	4	2	-	-	-	-
23511	Plumbing, heating & AC contractor .....	617	4 020	15 478	83	49	18	10	4	2	-	-	-	-
235110	Plumbing, heating & AC contractor .....	617	4 020	15 478	83	49	18	10	4	2	-	-	-	-
2352	Painting & wall covering contractors .....	270	1 238	5 446	59	33	20	6	-	-	-	-	-	-
23521	Painting & wall covering contractors .....	270	1 238	5 446	59	33	20	6	-	-	-	-	-	-
235210	Painting & wall covering contractors .....	270	1 238	5 446	59	33	20	6	-	-	-	-	-	-
2353	Electrical contractors .....	316	1 940	8 376	65	42	12	9	2	-	-	-	-	-
23531	Electrical contractors .....	316	1 940	8 376	65	42	12	9	2	-	-	-	-	-
235310	Electrical contractors .....	316	1 940	8 376	65	42	12	9	2	-	-	-	-	-
2354	Masonry, drywall, insulation, tile contractors ....	861	4 343	18 125	104	56	23	10	13	2	-	-	-	-
23541	Masonry & stone contractors .....	276	1 470	6 223	38	21	9	3	5	-	-	-	-	-
235410	Masonry & stone contractors .....	276	1 470	6 223	38	21	9	3	5	-	-	-	-	-
23542	Drywall, acoustical & insulation contractors ...	529	2 584	10 463	43	17	10	6	8	2	-	-	-	-
235420	Drywall, acoustical & insulation contractors ...	529	2 584	10 463	43	17	10	6	8	2	-	-	-	-
2355	Carpentry & floor contractors .....	338	1 814	8 360	80	59	10	7	4	-	-	-	-	-
23551	Carpentry contractors .....	238	1 154	5 253	60	44	7	7	2	-	-	-	-	-
235510	Carpentry contractors .....	238	1 154	5 253	60	44	7	7	2	-	-	-	-	-
23552	Floor laying & other floor contractors .....	100	660	3 107	20	15	3	-	2	-	-	-	-	-
235520	Floor laying & other floor contractors .....	100	660	3 107	20	15	3	-	2	-	-	-	-	-
2356	Roofing, siding, & sheet metal contractors .....	253	1 198	4 948	37	20	10	3	4	-	-	-	-	-
23561	Roofing, siding, & sheet metal contractors .....	253	1 198	4 948	37	20	10	3	4	-	-	-	-	-
235610	Roofing, siding, & sheet metal contractors .....	253	1 198	4 948	37	20	10	3	4	-	-	-	-	-
2357	Concrete contractors .....	355	1 994	8 605	56	27	19	6	4	-	-	-	-	-
23571	Concrete contractors .....	355	1 994	8 605	56	27	19	6	4	-	-	-	-	-
235710	Concrete contractors .....	355	1 994	8 605	56	27	19	6	4	-	-	-	-	-
2359	Other special trade contractors .....	249	1 283	5 987	72	50	14	8	-	-	-	-	-	-
23593	Excavation contractors .....	100	479	2 207	31	22	6	3	-	-	-	-	-	-
235930	Excavation contractors .....	100	479	2 207	31	22	6	3	-	-	-	-	-	-
23599	All other special trade contractors .....	114	610	2 971	32	22	6	4	-	-	-	-	-	-
235990	All other special trade contractors .....	114	610	2 971	32	22	6	4	-	-	-	-	-	-
<b>31-33</b>	<b>Manufacturing .....</b>	<b>3 323</b>	<b>24 271</b>	<b>105 807</b>	<b>193</b>	<b>95</b>	<b>34</b>	<b>22</b>	<b>28</b>	<b>6</b>	<b>6</b>	<b>2</b>	-	-
321	Wood product mfg .....	186	965	5 636	7	1	3	1	-	2	-	-	-	-
3212	Veneer, plywood & engineered wood product mfg .....	(C)	(D)	(D)	2	-	-	-	-	2	-	-	-	-
32121	Veneer, plywood & engineered wood product mfg .....	(C)	(D)	(D)	2	-	-	-	-	2	-	-	-	-
326	Plastics & rubber products mfg .....	242	2 076	8 436	7	2	-	-	3	1	1	-	-	-
3261	Plastics product mfg .....	242	2 076	8 436	7	2	-	-	3	1	1	-	-	-
32611	Unsupported plastics film, sheet, & bag mfg ..	(C)	(D)	(D)	1	-	-	-	-	-	1	-	-	-
327	Nonmetallic mineral product mfg .....	487	4 242	19 709	19	8	1	5	3	1	1	-	-	-
3273	Cement & concrete product mfg .....	426	3 898	18 244	9	1	1	2	3	1	1	-	-	-
32731	Cement mfg .....	(C)	(D)	(D)	1	-	-	-	-	-	1	-	-	-
32732	Ready-mix concrete mfg .....	150	651	3 860	6	1	1	2	1	1	-	-	-	-
327320	Ready-mix concrete mfg .....	150	651	3 860	6	1	1	2	1	1	-	-	-	-
331	Primary metal mfg .....	(E)	(D)	(D)	6	2	1	1	1	-	-	1	-	-
3315	Foundries .....	(E)	(D)	(D)	6	2	1	1	1	-	-	1	-	-
33152	Nonferrous metal foundries .....	(E)	(D)	(D)	6	2	1	1	1	-	-	1	-	-
332	Fabricated metal product mfg .....	762	5 192	24 130	33	18	6	2	4	-	2	1	-	-
3323	Architectural & structural metals mfg .....	(E)	(D)	(D)	8	4	1	1	1	-	-	1	-	-
33232	Ornamental & architectural metal prod mfg ...	(E)	(D)	(D)	7	3	1	1	1	-	-	1	-	-
3327	Mach shops, turn prod, screw, nut, bolt mfg ....	(C)	(D)	(D)	16	8	4	1	3	-	-	-	-	-
3328	Coating, engrave, heat treating & oth activity ...	(C)	(D)	(D)	4	3	-	-	-	-	1	-	-	-
33281	Coating, engrave, heat treating & oth activity ...	(C)	(D)	(D)	4	3	-	-	-	-	1	-	-	-
3329	Other fabricated metal product mfg .....	(C)	(D)	(D)	3	2	-	-	-	-	1	-	-	-
33299	All other fabricated metal product mfg .....	(C)	(D)	(D)	3	2	-	-	-	-	1	-	-	-
333	Machinery mfg .....	203	1 988	7 585	7	3	-	1	2	-	1	-	-	-
3333	Commercial & service industry machinery mfg ...	(C)	(D)	(D)	2	1	-	-	-	-	1	-	-	-
33331	Commercial & service industry machinery mfg .....	(C)	(D)	(D)	2	1	-	-	-	-	1	-	-	-
334	Computer & electronic product mfg .....	211	1 891	7 288	9	3	1	2	2	-	1	-	-	-
3342	Communications equipment mfg .....	(C)	(D)	(D)	3	-	1	-	1	-	1	-	-	-
33422	Radio, TV broadcast & wireless comm equip mfg .....	(C)	(D)	(D)	3	-	1	-	1	-	1	-	-	-
336	Transportation equipment mfg .....	(C)	(D)	(D)	5	1	1	-	1	2	-	-	-	-
3363	Motor vehicle parts mfg .....	(C)	(D)	(D)	2	-	-	-	1	1	-	-	-	-
337	Furniture & related product mfg .....	247	1 361	5 959	28	15	7	1	5	-	-	-	-	-
3371	HH & institutional furniture & kitchen cabinet mfg .....	(C)	(D)	(D)	24	13	6	-	5	-	-	-	-	-
33711	Wood kitchen cabinet & countertop mfg .....	174	986	4 208	17	8	5	-	4	-	-	-	-	-
337110	Wood kitchen cabinet & countertop mfg .....	174	986	4 208	17	8	5	-	4	-	-	-	-	-

See footnotes at end of table.

**Table 6. Counties—Employees, Payroll, and Establishments by Industry: 2002—Con.**

[Excludes most government employees, railroad employees, and self-employed persons. Size class 1 to 4 includes establishments with payroll, but no employees, during mid-March pay period. (D) denotes figures withheld to avoid disclosing data for individual companies; the data are included in broader industry totals. Detailed industries with 100 or more employees are shown if industry was not a (D). For explanation of terms, abbreviations, and data reliability/comparability, see introductory text]

NAICS code	Industry	Number of employees for week including March 12	Payroll (\$1,000)		Total number of establishments	Number of establishments by employment-size class									
			First quarter	Annual		1 to 4	5 to 9	10 to 19	20 to 49	50 to 99	100 to 249	250 to 499	500 to 999	1,000 or more	
<b>YAVAPAI—Con.</b>															
<b>31-33 Manufacturing—Con.</b>															
339	Miscellaneous mfg .....	330	2 181	9 208	40	21	10	3	6	—	—	—	—	—	
3399	Other miscellaneous mfg .....	(C)	(D)	(D)	32	16	10	2	4	—	—	—	—	—	
33999	All other misc mfg .....	120	578	2 415	13	5	4	2	2	—	—	—	—	—	
<b>42</b>	<b>Wholesale trade .....</b>	<b>1 653</b>	<b>11 913</b>	<b>47 867</b>	<b>185</b>	<b>128</b>	<b>25</b>	<b>17</b>	<b>11</b>	<b>2</b>	<b>—</b>	<b>2</b>	<b>—</b>	<b>—</b>	
421	Wholesale trade, durable goods .....	890	6 556	26 894	112	75	18	13	4	1	—	1	—	—	
4217	Hardware, plumb & heating equip & sup whsle ..	428	3 003	12 479	10	2	2	3	2	—	—	1	—	—	
42171	Hardware whsle .....	(E)	(D)	(D)	5	1	1	1	1	—	—	1	—	—	
4219	Miscellaneous durable goods whsle .....	122	1 303	4 867	21	16	1	3	—	1	—	—	—	—	
422	Wholesale trade, nondurable goods .....	763	5 357	20 973	73	53	7	4	7	1	—	1	—	—	
4224	Grocery & related product whsle .....	148	1 135	5 075	18	11	3	1	3	—	—	—	—	—	
42249	Other grocery & related products whsle .....	130	1 000	4 246	13	7	2	1	3	—	—	—	—	—	
422490	Other grocery & related products whsle ....	130	1 000	4 246	13	7	2	1	3	—	—	—	—	—	
4229	Miscellaneous nondurable goods whsle .....	392	2 393	10 038	22	17	3	—	—	1	—	1	—	—	
42293	Flower, nursery stock, florists' supplies whsle.	(E)	(D)	(D)	3	1	1	—	—	—	—	1	—	—	
<b>44-45</b>	<b>Retail trade .....</b>	<b>9 171</b>	<b>49 138</b>	<b>199 456</b>	<b>796</b>	<b>404</b>	<b>225</b>	<b>82</b>	<b>51</b>	<b>18</b>	<b>12</b>	<b>4</b>	<b>—</b>	<b>—</b>	
441	Motor vehicle & parts dealers .....	1 095	10 677	36 206	83	33	23	13	9	4	1	—	—	—	
4411	Automobile dealers .....	625	7 756	24 746	24	9	4	1	5	4	1	—	—	—	
44111	New car dealers .....	559	7 442	23 188	11	1	1	—	4	4	1	—	—	—	
441110	New car dealers .....	559	7 442	23 188	11	1	1	—	4	4	1	—	—	—	
4412	Other motor vehicle dealers .....	147	1 236	4 197	19	11	2	4	2	—	—	—	—	—	
4413	Automotive parts, accessories & tire stores .....	323	1 685	7 263	40	13	17	8	2	—	—	—	—	—	
44131	Automotive parts, accessories & tire stores ...	221	1 102	4 598	28	10	12	5	1	—	—	—	—	—	
441310	Automotive parts, accessories & tire stores ...	221	1 102	4 598	28	10	12	5	1	—	—	—	—	—	
44132	Tire dealers .....	102	583	2 665	12	3	5	3	1	—	—	—	—	—	
441320	Tire dealers .....	102	583	2 665	12	3	5	3	1	—	—	—	—	—	
442	Furniture & home furnishing stores .....	273	1 548	6 905	47	28	11	4	4	—	—	—	—	—	
4422	Home furnishings stores .....	192	1 120	5 047	31	18	8	1	4	—	—	—	—	—	
44221	Floor covering stores .....	120	846	3 312	14	8	2	—	4	—	—	—	—	—	
442210	Floor covering stores .....	120	846	3 312	14	8	2	—	4	—	—	—	—	—	
443	Electronics & appliance stores .....	186	904	3 551	31	14	9	7	1	—	—	—	—	—	
4431	Electronics & appliance stores .....	186	904	3 551	31	14	9	7	1	—	—	—	—	—	
44311	Appliance, TV & all other electronics stores ..	133	641	2 443	20	7	8	4	1	—	—	—	—	—	
444	Bldg material & garden equip & supp dealers .....	941	4 932	21 762	77	32	24	13	5	2	1	—	—	—	
4441	Building material & supplies dealers .....	850	4 558	19 933	66	28	21	9	5	2	1	—	—	—	
44411	Home centers .....	243	1 114	5 234	5	2	—	2	—	—	1	—	—	—	
444110	Home centers .....	243	1 114	5 234	5	2	—	2	—	—	1	—	—	—	
44413	Hardware stores .....	155	649	2 953	12	6	2	2	1	1	—	—	—	—	
444130	Hardware stores .....	155	649	2 953	12	6	2	2	1	1	—	—	—	—	
44419	Other building material dealers .....	410	2 554	10 737	40	16	14	5	4	1	—	—	—	—	
444190	Other building material dealers .....	410	2 554	10 737	40	16	14	5	4	1	—	—	—	—	
445	Food & beverage stores .....	2 424	13 850	56 943	73	32	18	3	4	7	7	2	—	—	
4451	Grocery stores .....	2 344	13 641	55 955	54	19	14	1	4	7	7	2	—	—	
44511	Grocery (except convenience) stores .....	2 254	13 360	54 806	37	12	5	—	4	7	7	2	—	—	
445110	Grocery (except convenience) stores .....	2 254	13 360	54 806	37	12	5	—	4	7	7	2	—	—	
446	Health & personal care stores .....	346	1 911	9 532	47	27	9	3	8	—	—	—	—	—	
4461	Health & personal care stores .....	346	1 911	9 532	47	27	9	3	8	—	—	—	—	—	
44611	Pharmacies & drug stores .....	183	1 231	6 401	10	1	1	1	7	—	—	—	—	—	
446110	Pharmacies & drug stores .....	183	1 231	6 401	10	1	1	1	7	—	—	—	—	—	
44619	Other health & personal care stores .....	105	410	1 910	24	17	5	1	1	—	—	—	—	—	
447	Gasoline stations .....	564	2 150	9 179	69	12	42	12	3	—	—	—	—	—	
4471	Gasoline stations .....	564	2 150	9 179	69	12	42	12	3	—	—	—	—	—	
44711	Gasoline stations with convenience stores ...	438	1 721	7 439	53	7	35	9	2	—	—	—	—	—	
447110	Gasoline stations with convenience stores ...	438	1 721	7 439	53	7	35	9	2	—	—	—	—	—	
44719	Other gasoline stations .....	126	429	1 740	16	5	7	3	1	—	—	—	—	—	
447190	Other gasoline stations .....	126	429	1 740	16	5	7	3	1	—	—	—	—	—	
448	Clothing & clothing accessories stores .....	674	1 777	7 793	96	50	33	6	6	1	—	—	—	—	
4481	Clothing stores .....	503	1 259	5 511	58	25	23	4	5	1	—	—	—	—	
44812	Women's clothing stores .....	116	227	1 024	20	7	12	—	1	—	—	—	—	—	
448120	Women's clothing stores .....	116	227	1 024	20	7	12	—	1	—	—	—	—	—	
44814	Family clothing stores .....	313	774	3 621	20	6	6	3	4	1	—	—	—	—	
448140	Family clothing stores .....	313	774	3 621	20	6	6	3	4	1	—	—	—	—	
4483	Jewelry, luggage & leather goods stores .....	102	346	1 542	23	15	6	1	1	—	—	—	—	—	
44831	Jewelry stores .....	102	346	1 542	23	15	6	1	1	—	—	—	—	—	
448310	Jewelry stores .....	102	346	1 542	23	15	6	1	1	—	—	—	—	—	
451	Sporting goods, hobby, book & music stores .....	372	1 076	4 492	47	28	9	6	3	1	—	—	—	—	
4511	Sporting goods, hobby, musical instrument stores .....	281	819	3 416	32	19	4	6	2	1	—	—	—	—	
45112	Hobby, toy & game stores .....	153	259	1 200	6	2	—	2	1	1	—	—	—	—	
451120	Hobby, toy & game stores .....	153	259	1 200	6	2	—	2	1	1	—	—	—	—	
452	General merchandise stores .....	1 354	6 246	25 320	24	8	7	—	1	3	3	2	—	—	
4521	Department stores .....	1 099	4 642	18 247	7	—	—	—	—	3	2	2	—	—	
45211	Department stores .....	1 099	4 642	18 247	7	—	—	—	—	3	2	2	—	—	
452110	Department stores .....	1 099	4 642	18 247	7	—	—	—	—	3	2	2	—	—	
4529	Other general merchandise stores .....	255	1 604	7 073	17	8	7	—	1	—	1	—	—	—	
45291	Warehouse clubs & superstores .....	(C)	(D)	(D)	1	—	—	—	—	—	1	—	—	—	

See footnotes at end of table.

**Table 6. Counties—Employees, Payroll, and Establishments by Industry: 2002—Con.**

[Excludes most government employees, railroad employees, and self-employed persons. Size class 1 to 4 includes establishments with payroll, but no employees, during mid-March pay period. (D) denotes figures withheld to avoid disclosing data for individual companies; the data are included in broader industry totals. Detailed industries with 100 or more employees are shown if industry was not a (D). For explanation of terms, abbreviations, and data reliability/comparability, see introductory text]

NAICS code	Industry	Number of employees for week including March 12	Payroll (\$1,000)		Total number of establishments	Number of establishments by employment-size class								
			First quarter	Annual		1 to 4	5 to 9	10 to 19	20 to 49	50 to 99	100 to 249	250 to 499	500 to 999	1,000 or more
<b>YAVAPAI—Con.</b>														
<b>44-45 Retail trade—Con.</b>														
453	Miscellaneous store retailers .....	736	2 809	12 314	160	113	30	12	5	—	—	—	—	—
4532	Office supplies, stationery & gift stores .....	286	912	3 974	46	30	8	5	3	—	—	—	—	—
45321	Office supplies & stationery stores .....	118	389	1 711	7	2	1	1	3	—	—	—	—	—
453210	Office supplies & stationery stores .....	118	389	1 711	7	2	1	1	3	—	—	—	—	—
45322	Gift, novelty & souvenir stores .....	168	523	2 263	39	28	7	4	—	—	—	—	—	—
453220	Gift, novelty & souvenir stores .....	168	523	2 263	39	28	7	4	—	—	—	—	—	—
4539	Other miscellaneous store retailers .....	334	1 533	6 934	81	58	17	4	2	—	—	—	—	—
45399	All other miscellaneous store retailers .....	110	437	2 078	29	20	8	—	1	—	—	—	—	—
454	Nonstore retailers .....	206	1 258	5 459	42	27	10	3	2	—	—	—	—	—
4543	Direct selling establishments .....	107	932	3 896	26	16	8	1	1	—	—	—	—	—
<b>48-49 Transportation &amp; warehousing .....</b>														
484	Truck transportation .....	281	1 675	7 237	55	40	6	7	2	—	—	—	—	—
4841	General freight trucking .....	118	722	3 094	27	21	4	1	1	—	—	—	—	—
4842	Specialized freight trucking .....	163	953	4 143	28	19	2	6	1	—	—	—	—	—
485	Transit & ground passenger transportation .....	149	423	1 791	12	5	1	3	3	—	—	—	—	—
488	Transportation support activities .....	109	466	2 106	20	13	3	4	—	—	—	—	—	—
<b>51 Information .....</b>														
511	Publishing industries .....	256	1 747	7 298	24	16	4	2	1	—	1	—	—	—
5111	Newspaper, periodical, book, database publishers .....	(C)	(D)	(D)	16	10	2	2	1	—	1	—	—	—
51111	Newspaper publishers .....	(C)	(D)	(D)	3	—	—	1	1	—	1	—	—	—
512	Motion picture & sound recording industries .....	121	357	1 435	14	9	3	—	1	1	—	—	—	—
5121	Motion picture & video industries .....	(C)	(D)	(D)	11	7	2	—	1	1	—	—	—	—
513	Broadcasting & telecommunications .....	339	2 977	11 653	28	12	5	6	3	2	—	—	—	—
5131	Radio & television broadcasting .....	(C)	(D)	(D)	8	—	4	3	1	—	—	—	—	—
5132	Cable networks & program distribution .....	123	1 068	4 023	4	—	1	1	1	1	—	—	—	—
51322	Cable & other program distribution .....	123	1 068	4 023	4	—	1	1	1	1	—	—	—	—
513220	Cable & other program distribution .....	123	1 068	4 023	4	—	1	1	1	1	—	—	—	—
5133	Telecommunications .....	(C)	(D)	(D)	16	12	—	2	1	1	—	—	—	—
51331	Wired telecommunications carriers .....	(C)	(D)	(D)	15	12	—	1	1	1	—	—	—	—
<b>52 Finance &amp; insurance .....</b>														
522	Credit intermediation & related activities .....	700	5 567	22 408	114	63	28	18	5	—	—	—	—	—
5221	Depository credit intermediation .....	523	3 638	13 621	63	26	17	15	5	—	—	—	—	—
52211	Commercial banking .....	466	3 203	11 950	51	20	11	15	5	—	—	—	—	—
522110	Commercial banking .....	466	3 203	11 950	51	20	11	15	5	—	—	—	—	—
5222	Nondepository credit intermediation .....	118	1 442	6 101	35	26	7	2	—	—	—	—	—	—
52229	Other nondepository credit intermediation .....	114	1 393	5 876	29	20	7	2	—	—	—	—	—	—
523	Security, commodity contracts & like activity .....	(C)	(D)	(D)	63	51	10	2	—	—	—	—	—	—
5231	Sorty & comdty contracts intermed & brokerage .....	(C)	(D)	(D)	28	20	6	2	—	—	—	—	—	—
524	Insurance carriers & related activities .....	369	2 448	10 195	100	85	8	3	4	—	—	—	—	—
5241	Insurance carriers .....	105	871	3 564	17	14	1	—	2	—	—	—	—	—
5242	Agencies & other insurance related activities .....	264	1 577	6 631	83	71	7	3	2	—	—	—	—	—
52421	Insurance agencies & brokerages .....	254	1 499	6 426	76	64	7	3	2	—	—	—	—	—
524210	Insurance agencies & brokerages .....	254	1 499	6 426	76	64	7	3	2	—	—	—	—	—
<b>53 Real estate &amp; rental &amp; leasing .....</b>														
531	Real estate .....	1 186	6 260	25 483	276	233	29	6	6	1	—	1	—	—
5311	Lessors of real estate .....	206	794	3 390	67	55	7	3	2	—	—	—	—	—
5312	Offices of real estate agents & brokers .....	235	987	5 034	144	130	13	1	—	—	—	—	—	—
53121	Offices of real estate agents & brokers .....	235	987	5 034	144	130	13	1	—	—	—	—	—	—
531210	Offices of real estate agents & brokers .....	235	987	5 034	144	130	13	1	—	—	—	—	—	—
5313	Activities related to real estate .....	745	4 479	17 059	65	48	9	2	4	1	—	1	—	—
53131	Real estate property managers .....	526	3 618	13 069	21	12	4	1	3	—	—	1	—	—
531311	Residential property managers .....	483	3 379	12 192	13	6	3	1	2	—	—	1	—	—
53139	Other activities related to real estate .....	180	684	3 176	22	14	5	1	1	—	—	—	—	—
531390	Other activities related to real estate .....	180	684	3 176	22	14	5	1	1	—	—	—	—	—
532	Rental & leasing services .....	302	1 802	7 078	44	21	14	7	2	—	—	—	—	—
5322	Consumer goods rental .....	133	457	2 053	20	9	7	3	1	—	—	—	—	—
<b>54 Professional, scientific &amp; technical services .....</b>														
541	Professional, scientific & technical services .....	1 810	9 942	44 012	444	353	51	32	7	—	—	1	—	—
5411	Legal services .....	244	1 668	7 532	71	56	11	3	1	—	—	—	—	—
54111	Offices of lawyers .....	(C)	(D)	(D)	68	53	11	3	1	—	—	—	—	—
5412	Accounting, tax prep, bookkeep, payroll services .....	706	1 986	8 245	93	68	17	4	3	—	—	1	—	—
54121	Accounting, tax prep, bookkeep, payroll services .....	706	1 986	8 245	93	68	17	4	3	—	—	1	—	—
541211	Offices of certified public accountants .....	103	598	2 553	30	21	8	1	—	—	—	—	—	—
541219	Other accounting services .....	499	1 062	4 487	40	29	8	1	1	—	—	1	—	—
5413	Architectural, engineering & related services .....	364	2 770	12 792	84	59	13	11	1	—	—	—	—	—
54133	Engineering services .....	220	1 824	8 825	33	19	4	9	1	—	—	—	—	—
541330	Engineering services .....	220	1 824	8 825	33	19	4	9	1	—	—	—	—	—
5416	Management, sci & tech consulting services .....	109	1 034	5 479	82	78	2	2	—	—	—	—	—	—
5419	Oth professional, scientific, technical services .....	202	1 030	4 775	50	36	3	10	1	—	—	—	—	—
54194	Veterinary services .....	174	854	3 779	23	10	3	9	1	—	—	—	—	—
541940	Veterinary services .....	174	854	3 779	23	10	3	9	1	—	—	—	—	—

See footnotes at end of table.

**Table 6. Counties—Employees, Payroll, and Establishments by Industry: 2002—Con.**

[Excludes most government employees, railroad employees, and self-employed persons. Size class 1 to 4 includes establishments with payroll, but no employees, during mid-March pay period. (D) denotes figures withheld to avoid disclosing data for individual companies; the data are included in broader industry totals. Detailed industries with 100 or more employees are shown if industry was not a (D). For explanation of terms, abbreviations, and data reliability/comparability, see introductory text]

NAICS code	Industry	Number of employees for week including March 12	Payroll (\$1,000)		Total number of establishments	Number of establishments by employment-size class								
			First quarter	Annual		1 to 4	5 to 9	10 to 19	20 to 49	50 to 99	100 to 249	250 to 499	500 to 999	1,000 or more
<b>YAVAPAI—Con.</b>														
<b>55</b>	<b>Management of companies &amp; enterprises</b>	<b>(B)</b>	<b>(D)</b>	<b>(D)</b>	<b>7</b>	<b>4</b>	<b>1</b>	<b>2</b>	—	—	—	—	—	—
<b>56</b>	<b>Admin, support, waste mgt, remediation services</b>	<b>2 310</b>	<b>10 904</b>	<b>49 712</b>	<b>238</b>	<b>148</b>	<b>52</b>	<b>19</b>	<b>11</b>	<b>5</b>	<b>1</b>	<b>2</b>	—	—
561	Administrative & support services	2 196	10 108	46 264	223	139	49	18	9	5	1	2	—	—
5611	Office administrative services	425	2 662	11 795	25	21	1	2	—	—	—	1	—	—
56111	Office administrative services	425	2 662	11 795	25	21	1	2	—	—	—	1	—	—
561110	Office administrative services	425	2 662	11 795	25	21	1	2	—	—	—	1	—	—
5613	Employment services	590	2 801	13 289	10	4	—	1	2	1	1	1	—	—
56132	Temporary help services	(F)	(D)	(D)	6	1	—	—	2	1	1	1	—	—
5615	Travel arrangement & reservation services	156	762	3 682	19	10	6	2	—	1	—	—	—	—
56152	Tour operators	105	506	2 586	5	1	1	2	—	1	—	—	—	—
561520	Tour operators	105	506	2 586	5	1	1	2	—	1	—	—	—	—
5616	Investigation & security services	181	741	3 012	17	10	3	2	1	1	—	—	—	—
56161	Investigation, guard & armored car services	127	375	1 467	8	4	1	2	—	1	—	—	—	—
5617	Services to buildings & dwellings	653	2 269	11 003	117	72	30	9	5	1	—	—	—	—
56172	Janitorial services	267	732	3 441	35	21	8	3	2	1	—	—	—	—
561720	Janitorial services	267	732	3 441	35	21	8	3	2	1	—	—	—	—
56173	Landscaping services	285	1 102	5 529	59	33	19	6	1	—	—	—	—	—
561730	Landscaping services	285	1 102	5 529	59	33	19	6	1	—	—	—	—	—
562	Waste management & remediation services	114	796	3 448	15	9	3	1	2	—	—	—	—	—
<b>61</b>	<b>Educational services</b>	<b>1 924</b>	<b>10 398</b>	<b>42 195</b>	<b>74</b>	<b>24</b>	<b>11</b>	<b>22</b>	<b>14</b>	<b>1</b>	—	<b>1</b>	<b>1</b>	—
611	Educational services	1 924	10 398	42 195	74	24	11	22	14	1	—	1	1	—
6111	Elementary & secondary schools	759	4 021	16 419	42	6	5	19	11	1	—	—	—	—
61111	Elementary & secondary schools	759	4 021	16 419	42	6	5	19	11	1	—	—	—	—
611110	Elementary & secondary schools	759	4 021	16 419	42	6	5	19	11	1	—	—	—	—
6113	Colleges, universities & professional schools	(F)	(D)	(D)	2	—	—	—	—	—	—	1	1	—
61131	Colleges, universities & professional schools	(F)	(D)	(D)	2	—	—	—	—	—	—	1	1	—
6116	Other schools & instruction	139	686	3 038	18	9	5	1	3	—	—	—	—	—
<b>62</b>	<b>Health care and social assistance</b>	<b>7 417</b>	<b>50 936</b>	<b>226 389</b>	<b>604</b>	<b>330</b>	<b>134</b>	<b>68</b>	<b>51</b>	<b>9</b>	<b>9</b>	<b>1</b>	<b>2</b>	—
621	Ambulatory health care services	2 705	19 451	90 788	446	268	107	46	19	5	1	—	—	—
6211	Offices of physicians	1 051	9 091	44 135	178	103	40	27	7	1	—	—	—	—
62111	Offices of physicians	1 051	9 091	44 135	178	103	40	27	7	1	—	—	—	—
621111	Offices of physicians (exc mental health)	1 037	9 010	43 643	171	97	39	27	7	1	—	—	—	—
6212	Offices of dentists	477	3 323	14 639	84	34	44	4	2	—	—	—	—	—
62121	Offices of dentists	477	3 323	14 639	84	34	44	4	2	—	—	—	—	—
621210	Offices of dentists	477	3 323	14 639	84	34	44	4	2	—	—	—	—	—
6213	Offices of other health practitioners	353	1 595	7 884	126	107	11	6	2	—	—	—	—	—
62131	Offices of chiropractors	118	493	2 295	54	50	4	—	—	—	—	—	—	—
621310	Offices of chiropractors	118	493	2 295	54	50	4	—	—	—	—	—	—	—
6214	Outpatient care centers	455	3 144	13 461	28	12	4	5	4	2	1	—	—	—
62142	Outpatient mental health, substance abuse ctrs	300	1 933	8 246	12	3	2	3	2	1	1	—	—	—
621420	Outpatient mental health, substance abuse ctrs	300	1 933	8 246	12	3	2	3	2	1	1	—	—	—
62149	Other outpatient care centers	(C)	(D)	(D)	14	7	2	2	2	1	—	—	—	—
6215	Medical & diagnostic laboratories	114	963	4 476	11	6	2	1	1	1	—	—	—	—
62151	Medical & diagnostic laboratories	114	963	4 476	11	6	2	1	1	1	—	—	—	—
6216	Home health care services	146	573	3 213	15	6	4	2	3	—	—	—	—	—
62161	Home health care services	146	573	3 213	15	6	4	2	3	—	—	—	—	—
621610	Home health care services	146	573	3 213	15	6	4	2	3	—	—	—	—	—
6219	Other ambulatory health care services	109	762	2 980	4	—	2	1	—	1	—	—	—	—
62191	Ambulance services	109	762	2 980	4	—	2	1	—	1	—	—	—	—
621910	Ambulance services	109	762	2 980	4	—	2	1	—	1	—	—	—	—
622	Hospitals	2 022	21 860	94 754	3	—	—	—	—	—	—	1	2	—
6221	General medical & surgical hospitals	2 022	21 860	94 754	3	—	—	—	—	—	—	1	2	—
62211	General medical & surgical hospitals	2 022	21 860	94 754	3	—	—	—	—	—	—	1	2	—
622110	General medical & surgical hospitals	2 022	21 860	94 754	3	—	—	—	—	—	—	1	2	—
623	Nursing & residential care facilities	1 407	6 239	26 845	55	18	9	10	9	4	5	—	—	—
6231	Nursing care facilities	757	3 553	15 069	11	—	2	2	1	2	4	—	—	—
62311	Nursing care facilities	757	3 553	15 069	11	—	2	2	1	2	4	—	—	—
623110	Nursing care facilities	757	3 553	15 069	11	—	2	2	1	2	4	—	—	—
6232	Residential mental retardation, health facil	(C)	(D)	(D)	14	4	3	2	5	—	—	—	—	—
62321	Residential mental retardation facilities	184	923	3 885	9	1	2	1	5	—	—	—	—	—
623210	Residential mental retardation facilities	184	923	3 885	9	1	2	1	5	—	—	—	—	—
6233	Community care facilities for the elderly	430	1 624	7 340	27	13	3	5	3	2	1	—	—	—
62331	Community care facilities for the elderly	430	1 624	7 340	27	13	3	5	3	2	1	—	—	—
623311	Continuing care retirement communities	229	745	3 345	7	2	—	2	1	1	1	—	—	—
623312	Homes for the elderly	201	879	3 995	20	11	3	3	2	1	—	—	—	—
624	Social assistance	1 283	3 386	14 002	100	44	18	12	23	—	3	—	—	—
6241	Individual & family services	845	2 305	9 443	50	19	4	5	20	—	2	—	—	—
62412	Services for elderly & disabled persons	652	1 375	5 678	34	9	3	2	19	—	1	—	—	—
624120	Services for elderly & disabled persons	652	1 375	5 678	34	9	3	2	19	—	1	—	—	—
62419	Other individual & family services	147	738	3 014	13	10	—	2	—	—	—	—	—	—
624190	Other individual & family services	147	738	3 014	13	10	—	2	—	—	—	—	—	—
6243	Vocational rehabilitation services	(C)	(D)	(D)	3	2	—	—	—	—	1	—	—	—
62431	Vocational rehabilitation services	(C)	(D)	(D)	3	2	—	—	—	—	1	—	—	—
6244	Child day care services	224	511	2 181	42	22	14	5	1	—	—	—	—	—
62441	Child day care services	224	511	2 181	42	22	14	5	1	—	—	—	—	—
624410	Child day care services	224	511	2 181	42	22	14	5	1	—	—	—	—	—

See footnotes at end of table.



**Table 6. Counties—Employees, Payroll, and Establishments by Industry: 2002—Con.**

[Excludes most government employees, railroad employees, and self-employed persons. Size class 1 to 4 includes establishments with payroll, but no employees, during mid-March pay period. (D) denotes figures withheld to avoid disclosing data for individual companies; the data are included in broader industry totals. Detailed industries with 100 or more employees are shown if industry was not a (D). For explanation of terms, abbreviations, and data reliability/comparability, see introductory text]

NAICS code	Industry	Number of employees for week including March 12	Payroll (\$1,000)		Total number of establishments	Number of establishments by employment-size class									
			First quarter	Annual		1 to 4	5 to 9	10 to 19	20 to 49	50 to 99	100 to 249	250 to 499	500 to 999	1,000 or more	
<b>YAVAPAI—Con.</b>															
<b>71</b>	<b>Arts, entertainment &amp; recreation</b>	<b>1 347</b>	<b>5 640</b>	<b>23 369</b>	<b>63</b>	<b>33</b>	<b>9</b>	<b>10</b>	<b>7</b>	<b>2</b>	<b>1</b>		<b>1</b>		
713	Amusement, gambling & recreation industries	1 198	4 826	18 772	28	9	3	5	7	2	1		1		
7132	Gambling industries	(F)	(D)	(D)	1	—	—	—	—	—	—		1		
71329	Other gambling industries	(F)	(D)	(D)	1	—	—	—	—	—	—		1		
7139	Other amusement & recreation industries	(F)	(D)	(D)	27	9	3	5	7	2	1				
71391	Golf courses & country clubs	213	555	1 970	5	1	—	—	3	1	—				
713910	Golf courses & country clubs	213	555	1 970	5	1	—	—	3	1	—				
71394	Fitness & recreational sports centers	321	543	2 287	14	5	2	3	3	—	1				
713940	Fitness & recreational sports centers	321	543	2 287	14	5	2	3	3	—	1				
<b>72</b>	<b>Accommodation &amp; food services</b>	<b>6 650</b>	<b>15 910</b>	<b>68 782</b>	<b>486</b>	<b>189</b>	<b>84</b>	<b>101</b>	<b>94</b>	<b>14</b>	<b>4</b>				
721	Accommodation	1 422	4 019	18 295	109	50	17	23	16	1	2				
7211	Traveler accommodation	1 198	3 232	14 228	82	36	13	18	12	1	2				
72111	Hotels (exc casino hotels) & motels	1 143	3 092	13 638	71	29	12	15	12	1	2				
721110	Hotels (exc casino hotels) & motels	1 143	3 092	13 638	71	29	12	15	12	1	2				
7212	RV parks & recreational camps	(C)	(D)	(D)	26	14	4	5	3	—	—				
72121	RV parks & recreational camps	(C)	(D)	(D)	26	14	4	5	3	—	—				
722	Food services & drinking places	5 228	11 891	50 487	377	139	67	78	78	13	2				
7221	Full-service restaurants	3 249	7 600	31 783	182	52	31	43	42	12	2				
72211	Full-service restaurants	3 249	7 600	31 783	182	52	31	43	42	12	2				
722110	Full-service restaurants	3 249	7 600	31 783	182	52	31	43	42	12	2				
7222	Limited-service eating places	1 736	3 733	16 346	135	44	24	31	35	1	—				
72221	Limited-service eating places	1 736	3 733	16 346	135	44	24	31	35	1	—				
722211	Limited-service restaurants	1 558	3 424	14 764	113	34	17	27	35	—	—				
7224	Drinking places (alcoholic beverages)	186	373	1 617	51	36	12	3	—	—	—				
72241	Drinking places (alcoholic beverages)	186	373	1 617	51	36	12	3	—	—	—				
722410	Drinking places (alcoholic beverages)	186	373	1 617	51	36	12	3	—	—	—				
<b>81</b>	<b>Other services (except public administration)</b>	<b>2 272</b>	<b>9 484</b>	<b>41 742</b>	<b>439</b>	<b>286</b>	<b>92</b>	<b>41</b>	<b>18</b>	<b>2</b>					
811	Repair & maintenance	837	4 438	19 217	175	115	39	15	6	—	—				
8111	Automotive repair & maintenance	675	3 539	15 124	134	84	34	11	5	—	—				
81111	Automotive mechanical & electrical R&M	285	1 690	7 124	82	57	25	—	—	—	—				
811111	General automotive repair	244	1 464	6 306	69	47	—	—	—	—	—				
81112	Automotive body, paint, interior & glass repair	243	1 423	6 161	32	16	5	8	3	—	—				
811121	Automotive body, paint & interior R&M	185	1 169	5 090	20	8	3	6	3	—	—				
81119	Other automotive R&M	147	426	1 839	20	11	4	3	2	—	—				
811192	Car washes	101	225	995	14	9	1	3	1	—	—				
812	Personal & laundry services	460	1 726	7 032	92	59	24	6	2	1	—				
8121	Personal care services	255	878	3 631	45	31	8	4	1	1	—				
81211	Hair, nail & skin care services	250	862	3 557	37	23	8	4	1	1	—				
813	Religious, grantmaking, civic, prof & like organizations	975	3 320	15 493	172	112	29	20	10	1	—				
8131	Religious organizations	581	1 818	8 303	102	68	17	10	6	1	—				
81311	Religious organizations	581	1 818	8 303	102	68	17	10	6	1	—				
813110	Religious organizations	581	1 818	8 303	102	68	17	10	6	1	—				
8134	Civic & social organizations	145	382	1 644	17	6	5	5	1	—	—				
81341	Civic & social organizations	145	382	1 644	17	6	5	5	1	—	—				
813410	Civic & social organizations	145	382	1 644	17	6	5	5	1	—	—				
8139	Business, labor, political, like organizations	148	743	4 011	36	28	4	2	2	—	—				
<b>95</b>	<b>Auxiliaries (exc corporate, subsidiary &amp; regional mgt)</b>	<b>83</b>	<b>434</b>	<b>1 560</b>	<b>5</b>	<b>3</b>		<b>1</b>		<b>1</b>					
<b>99</b>	<b>Unclassified establishments</b>	<b>(A)</b>	<b>(D)</b>	<b>(D)</b>	<b>24</b>	<b>24</b>									
<b>YUMA</b>															
	<b>Total</b>	<b>36 268</b>	<b>204 745</b>	<b>773 240</b>	<b>2 560</b>	<b>1 242</b>	<b>571</b>	<b>362</b>	<b>263</b>	<b>74</b>	<b>39</b>	<b>4</b>	<b>3</b>	<b>2</b>	
<b>11</b>	<b>Forestry, fishing, hunting, and agriculture support</b>	<b>563</b>	<b>4 348</b>	<b>12 998</b>	<b>37</b>	<b>20</b>	<b>6</b>	<b>3</b>	<b>5</b>	<b>2</b>	<b>1</b>				
115	Agriculture & forestry support activities	(F)	(D)	(D)	36	19	6	3	5	2	1				
1151	Crop production support activities	557	4 333	12 945	33	16	6	3	5	2	1				
11511	Crop production support activities	557	4 333	12 945	33	16	6	3	5	2	1				
115113	Crop harvesting, primarily by machine	160	1 043	3 197	4	1	1	1	—	—	1				
115114	Postharvest crop activities (exc ginning)	284	2 491	6 538	8	1	1	1	3	2	—				
<b>21</b>	<b>Mining</b>	<b>(C)</b>	<b>(D)</b>	<b>(D)</b>	<b>3</b>	<b>1</b>	<b>1</b>				<b>1</b>				
212	Mining (except oil & gas)	(C)	(D)	(D)	3	1	1	—	—	—	1				
2123	Nonmetallic mineral mining & quarrying	(C)	(D)	(D)	3	1	1	—	—	—	1				
21232	Sand, gravel, clay, refractory minerals mining	(C)	(D)	(D)	2	1	—	—	—	—	1				
<b>22</b>	<b>Utilities</b>	<b>221</b>	<b>3 377</b>	<b>12 590</b>	<b>9</b>	<b>3</b>	<b>1</b>	<b>2</b>	<b>2</b>		<b>1</b>				
221	Utilities	221	3 377	12 590	9	3	1	2	2	—	1				
2211	Elec pwr generation, transmsn & distribution	(C)	(D)	(D)	2	—	—	1	—	—	1				
22112	Electric pwr transmsn, control & distribution	(C)	(D)	(D)	1	—	—	—	—	—	1				

See footnotes at end of table.

**Table 6. Counties—Employees, Payroll, and Establishments by Industry: 2002—Con.**

[Excludes most government employees, railroad employees, and self-employed persons. Size class 1 to 4 includes establishments with payroll, but no employees, during mid-March pay period. (D) denotes figures withheld to avoid disclosing data for individual companies; the data are included in broader industry totals. Detailed industries with 100 or more employees are shown if industry was not a (D). For explanation of terms, abbreviations, and data reliability/comparability, see introductory text]

NAICS code	Industry	Number of employees for week including March 12	Payroll (\$1,000)		Total number of establishments	Number of establishments by employment-size class								
			First quarter	Annual		1 to 4	5 to 9	10 to 19	20 to 49	50 to 99	100 to 249	250 to 499	500 to 999	1,000 or more
<b>YUMA—Con.</b>														
<b>23</b>	<b>Construction</b>	<b>3 192</b>	<b>18 743</b>	<b>80 862</b>	<b>279</b>	<b>126</b>	<b>53</b>	<b>54</b>	<b>34</b>	<b>9</b>	<b>3</b>			
233	Building, developing & general contracting	1 248	7 132	30 680	92	45	16	16	8	5	2			
2332	Residential building construction	765	3 956	17 698	66	36	11	9	5	4	1			
23321	Single-family housing construction	753	3 927	17 422	62	33	11	8	5	4	1			
233210	Single-family housing construction	753	3 927	17 422	62	33	11	8	5	4	1			
2333	Nonresidential building construction	(E)	(D)	(D)	19	4	5	7	1	1	1			
23332	Commercial & institutional bldg construction	381	2 570	10 439	17	4	4	6	1	1	1			
233320	Commercial & institutional bldg construction	381	2 570	10 439	17	4	4	6	1	1	1			
234	Heavy construction	330	2 211	8 885	12	3	1	3	3	1	1			
2341	Highway, street, bridge & tunnel construction	(C)	(D)	(D)	3	1				1	1			
23411	Highway & street construction	(C)	(D)	(D)	3	1				1	1			
2349	Other heavy construction	(C)	(D)	(D)	9	2	1	3	3					
23491	Water, sewer & pipeline construction	148	817	2 931	6		1	2	3					
234910	Water, sewer & pipeline construction	148	817	2 931	6		1	2	3					
235	Special trade contractors	1 614	9 400	41 297	175	78	36	35	23	3				
2351	Plumbing, heating & AC contractor	287	1 784	7 734	40	17	13	5	5					
23511	Plumbing, heating & AC contractor	287	1 784	7 734	40	17	13	5	5					
235110	Plumbing, heating & AC contractor	287	1 784	7 734	40	17	13	5	5					
2353	Electrical contractors	245	1 652	7 942	27	12	6	6	3					
23531	Electrical contractors	245	1 652	7 942	27	12	6	6	3					
235310	Electrical contractors	245	1 652	7 942	27	12	6	6	3					
2354	Masonry, drywall, insulation, tile contractors	288	1 986	7 593	26	13	3	4	6					
23542	Drywall, acoustical & insulation contractors	265	1 924	6 905	14	2	3	3	6					
235420	Drywall, acoustical & insulation contractors	265	1 924	6 905	14	2	3	3	6					
2355	Carpentry & floor contractors	(C)	(D)	(D)	18	8	3	7						
2356	Roofing, siding, & sheet metal contractors	133	715	3 163	7	3	2			2				
23561	Roofing, siding, & sheet metal contractors	133	715	3 163	7	3	2			2				
235610	Roofing, siding, & sheet metal contractors	133	715	3 163	7	3	2			2				
2357	Concrete contractors	269	1 355	5 520	17	4	2	5	5	1				
23571	Concrete contractors	269	1 355	5 520	17	4	2	5	5	1				
235710	Concrete contractors	269	1 355	5 520	17	4	2	5	5	1				
2359	Other special trade contractors	201	1 083	5 349	23	9	3	8	3					
23599	All other special trade contractors	105	543	2 437	12	5	1	4	2					
235990	All other special trade contractors	105	543	2 437	12	5	1	4	2					
<b>31-33</b>	<b>Manufacturing</b>	<b>2 856</b>	<b>20 327</b>	<b>61 746</b>	<b>80</b>	<b>36</b>	<b>16</b>	<b>12</b>	<b>6</b>	<b>3</b>	<b>4</b>	<b>1</b>	<b>2</b>	
311	Food mfg	1 085	9 137	17 667	10	6			2			1	1	
3119	Other food mfg	(G)	(D)	(D)	2							1	1	
31199	All other food mfg	(G)	(D)	(D)	2							1	1	
313	Textile mills	(F)	(D)	(D)	2			1						
3131	Fiber, yarn & thread mills	(F)	(D)	(D)	2			1					1	
31311	Fiber, yarn & thread mills	(F)	(D)	(D)	2			1					1	
321	Wood product mfg	137	661	2 729	8	3	1	2	1	1				
322	Paper mfg	(C)	(D)	(D)	1					1				
3222	Converted paper product mfg	(C)	(D)	(D)	1					1				
32221	Paperboard container mfg	(C)	(D)	(D)	1					1				
325	Chemical mfg	(C)	(D)	(D)	4	1	2			1				
3251	Basic chemical mfg	(C)	(D)	(D)	1					1				
32519	Other basic organic chemical mfg	(C)	(D)	(D)	1					1				
333	Machinery mfg	(E)	(D)	(D)	5	2		1	1		1			
3334	HVAC & commercial refrigeration equipment mfg	(C)	(D)	(D)	1					1				
33341	HVAC & commercial refrigeration equipment mfg	(C)	(D)	(D)	1					1				
337	Furniture & related product mfg	147	878	3 099	8	2	3	2		1				
3371	HH & institutional furniture & kitchen cabinet mfg	(C)	(D)	(D)	7	2	2	2		1				
33712	Household & institutional furniture mfg	(C)	(D)	(D)	2	1				1				
339	Miscellaneous mfg	(C)	(D)	(D)	7	4		1	1					
<b>42</b>	<b>Wholesale trade</b>	<b>3 686</b>	<b>24 636</b>	<b>73 345</b>	<b>123</b>	<b>53</b>	<b>29</b>	<b>18</b>	<b>15</b>	<b>4</b>	<b>3</b>			<b>1</b>
421	Wholesale trade, durable goods	613	5 396	22 059	58	26	19	6	5	1	1			
4218	Machinery, equipment & supplies whsle	355	3 491	14 482	25	9	10	2	3		1			
42182	Farm & garden machinery & equipment whsle	162	1 739	6 887	9	1	5		3					
421820	Farm & garden machinery & equipment whsle	162	1 739	6 887	9	1	5		3					
42183	Industrial machinery & equipment whsle	153	1 345	5 908	9	5	2	1			1			
421830	Industrial machinery & equipment whsle	153	1 345	5 908	9	5	2	1			1			
422	Wholesale trade, nondurable goods	3 073	19 240	51 286	65	27	10	12	10	3	2			1
4224	Grocery & related product whsle	2 494	13 670	27 293	25	11	1	5	4	2	1			1
42248	Fresh fruit & vegetable whsle	2 288	12 415	22 291	11	4	1	1	2	1	1			1
422480	Fresh fruit & vegetable whsle	2 288	12 415	22 291	11	4	1	1	2	1	1			1
42249	Other grocery & related products whsle	120	761	3 295	7	3		2	2					
422490	Other grocery & related products whsle	120	761	3 295	7	3		2	2					
4229	Miscellaneous nondurable goods whsle	343	3 777	15 828	23	9	4	6	3		1			
42291	Farm supplies whsle	286	3 503	14 707	18	8	2	5	2		1			
422910	Farm supplies whsle	286	3 503	14 707	18	8	2	5	2		1			

See footnotes at end of table.

**Table 6. Counties—Employees, Payroll, and Establishments by Industry: 2002—Con.**

[Excludes most government employees, railroad employees, and self-employed persons. Size class 1 to 4 includes establishments with payroll, but no employees, during mid-March pay period. (D) denotes figures withheld to avoid disclosing data for individual companies; the data are included in broader industry totals. Detailed industries with 100 or more employees are shown if industry was not a (D). For explanation of terms, abbreviations, and data reliability/comparability, see introductory text]

NAICS code	Industry	Number of employees for week including March 12	Payroll (\$1,000)		Total number of establishments	Number of establishments by employment-size class								
			First quarter	Annual		1 to 4	5 to 9	10 to 19	20 to 49	50 to 99	100 to 249	250 to 499	500 to 999	1,000 or more
<b>YUMA—Con.</b>														
<b>44-45</b>	<b>Retail trade</b>	<b>6 558</b>	<b>33 627</b>	<b>130 425</b>	<b>464</b>	<b>203</b>	<b>129</b>	<b>63</b>	<b>45</b>	<b>12</b>	<b>11</b>		<b>1</b>	
441	Motor vehicle & parts dealers	1 132	9 347	34 447	82	33	20	16	7	5	1			
4411	Automobile dealers	589	5 182	21 433	32	15	6	5	2	3	1			
44111	New car dealers	475	4 667	19 236	9	2	—	1	2	3	1			
441110	New car dealers	475	4 667	19 236	9	2	—	1	2	3	1			
44112	Used car dealers	114	515	2 197	23	13	6	4	—	—	—			
441120	Used car dealers	114	515	2 197	23	13	6	4	—	—	—			
4412	Other motor vehicle dealers	229	2 567	6 292	16	7	5	1	1	2	—			
44121	Recreational vehicle dealers	181	2 315	5 204	11	6	2	1	—	2	—			
441210	Recreational vehicle dealers	181	2 315	5 204	11	6	2	1	—	2	—			
4413	Automotive parts, accessories & tire stores	314	1 598	6 722	34	11	9	10	4	—	—			
44131	Automotive parts, accessories & tire stores	210	993	4 068	23	8	7	6	2	—	—			
441310	Automotive parts, accessories & tire stores	210	993	4 068	23	8	7	6	2	—	—			
44132	Tire dealers	104	605	2 654	11	3	2	4	2	—	—			
441320	Tire dealers	104	605	2 654	11	3	2	4	2	—	—			
442	Furniture & home furnishing stores	149	766	3 178	26	16	8	1	1	—	—			
4421	Furniture stores	106	573	2 308	15	9	4	1	1	—	—			
44211	Furniture stores	106	573	2 308	15	9	4	1	1	—	—			
442110	Furniture stores	106	573	2 308	15	9	4	1	1	—	—			
443	Electronics & appliance stores	136	710	2 771	21	9	8	3	1	—	—			
4431	Electronics & appliance stores	136	710	2 771	21	9	8	3	1	—	—			
44311	Appliance, TV & all other electronics stores	(C)	(D)	(D)	19	9	6	3	1	—	—			
443112	Radio, television & other electronics stores	113	606	2 333	15	7	4	3	1	—	—			
444	Bldg material & garden equip & supp dealers	666	4 261	16 497	50	21	17	6	4	—	2			
4441	Building material & supplies dealers	529	2 749	11 769	36	17	11	4	2	—	2			
44411	Home centers	(E)	(D)	(D)	2	—	—	—	—	—	2			
44419	Other building material dealers	200	1 366	5 606	25	11	10	2	2	—	—			
444190	Other building material dealers	200	1 366	5 606	25	11	10	2	2	—	—			
4442	Lawn & garden equip & supplies stores	137	1 512	4 728	14	4	6	2	2	—	—			
44422	Nursery & garden centers	137	1 512	4 728	14	4	6	2	2	—	—			
444220	Nursery & garden centers	137	1 512	4 728	14	4	6	2	2	—	—			
445	Food & beverage stores	1 255	5 613	22 717	51	18	8	6	12	4	3			
4451	Grocery stores	1 137	5 228	21 158	31	7	2	4	11	4	3			
44511	Grocery (except convenience) stores	1 114	5 143	20 742	26	4	1	3	11	4	3			
445110	Grocery (except convenience) stores	1 114	5 143	20 742	26	4	1	3	11	4	3			
446	Health & personal care stores	215	1 238	4 769	20	8	3	5	4	—	—			
4461	Health & personal care stores	215	1 238	4 769	20	8	3	5	4	—	—			
44611	Pharmacies & drug stores	145	940	3 549	9	2	1	2	4	—	—			
446110	Pharmacies & drug stores	145	940	3 549	9	2	1	2	4	—	—			
447	Gasoline stations	481	1 698	6 999	59	17	29	10	3	—	—			
4471	Gasoline stations	481	1 698	6 999	59	17	29	10	3	—	—			
44711	Gasoline stations with convenience stores	396	1 448	6 009	48	11	28	7	2	—	—			
447110	Gasoline stations with convenience stores	396	1 448	6 009	48	11	28	7	2	—	—			
448	Clothing & clothing accessories stores	279	838	3 465	51	26	18	5	2	—	—			
4481	Clothing stores	200	490	2 060	34	19	8	5	2	—	—			
44814	Family clothing stores	115	271	1 152	12	4	3	3	2	—	—			
448140	Family clothing stores	115	271	1 152	12	4	3	3	2	—	—			
451	Sporting goods, hobby, book & music stores	276	773	3 048	21	8	4	4	4	1	—			
4511	Sporting goods, hobby, musical instrument stores	191	542	2 153	16	6	4	3	2	1	—			
452	General merchandise stores	1 614	6 467	25 622	16	3	1	1	3	2	5		1	
4521	Department stores	1 158	4 688	18 251	7	1	—	—	—	2	3		1	
45211	Department stores	1 158	4 688	18 251	7	1	—	—	—	2	3		1	
452110	Department stores	1 158	4 688	18 251	7	1	—	—	—	2	3		1	
4529	Other general merchandise stores	456	1 779	7 371	9	2	1	1	3	—	2		—	
45291	Warehouse clubs & superstores	(E)	(D)	(D)	2	—	—	—	—	—	2		—	
45299	All other general merchandise stores	(C)	(D)	(D)	7	2	1	1	3	—	—		—	
453	Miscellaneous store retailers	262	1 070	4 066	46	31	7	5	3	—	—		—	
<b>48-49</b>	<b>Transportation &amp; warehousing</b>	<b>802</b>	<b>5 769</b>	<b>22 255</b>	<b>86</b>	<b>47</b>	<b>16</b>	<b>16</b>	<b>4</b>	<b>2</b>	<b>1</b>			
484	Truck transportation	414	3 093	13 970	51	32	8	9	1	—	1			
4841	General freight trucking	278	2 395	10 988	26	18	2	4	1	—	1			
48412	General freight trucking, long-distance	249	2 185	10 106	22	15	2	4	—	—	1			
4842	Specialized freight trucking	136	698	2 982	25	14	6	5	—	—	—			
493	Warehousing & storage	176	1 543	3 608	8	3	2	—	1	2	—			
4931	Warehousing & storage	176	1 543	3 608	8	3	2	—	1	2	—			
49312	Refrigerated warehousing & storage	166	1 490	3 137	4	—	1	—	1	2	—			
493120	Refrigerated warehousing & storage	166	1 490	3 137	4	—	1	—	1	2	—			
<b>51</b>	<b>Information</b>	<b>567</b>	<b>3 501</b>	<b>14 384</b>	<b>31</b>	<b>12</b>	<b>6</b>	<b>6</b>	<b>5</b>	<b>1</b>	<b>1</b>			
511	Publishing industries	(C)	(D)	(D)	2	1	—	—	—	—	1			
5111	Newspaper, periodical, book, database publishers	(C)	(D)	(D)	2	1	—	—	—	—	1			
51111	Newspaper publishers	(C)	(D)	(D)	1	—	—	—	—	—	1			
513	Broadcasting & telecommunications	317	2 198	8 985	20	6	5	4	4	1	—			
5131	Radio & television broadcasting	(C)	(D)	(D)	9	1	2	3	2	1	—			
51312	Television broadcasting	(C)	(D)	(D)	2	—	—	—	1	1	—			

See footnotes at end of table.

**Table 6. Counties—Employees, Payroll, and Establishments by Industry: 2002—Con.**

[Excludes most government employees, railroad employees, and self-employed persons. Size class 1 to 4 includes establishments with payroll, but no employees, during mid-March pay period. (D) denotes figures withheld to avoid disclosing data for individual companies; the data are included in broader industry totals. Detailed industries with 100 or more employees are shown if industry was not a (D). For explanation of terms, abbreviations, and data reliability/comparability, see introductory text]

NAICS code	Industry	Number of employees for week including March 12	Payroll (\$1,000)		Total number of establishments	Number of establishments by employment-size class								
			First quarter	Annual		1 to 4	5 to 9	10 to 19	20 to 49	50 to 99	100 to 249	250 to 499	500 to 999	1,000 or more
<b>YUMA—Con.</b>														
<b>52</b>	<b>Finance &amp; insurance</b> .....	<b>859</b>	<b>6 037</b>	<b>24 673</b>	<b>124</b>	<b>72</b>	<b>21</b>	<b>23</b>	<b>7</b>	—	<b>1</b>	—	—	—
522	Credit intermediation & related activities .....	582	3 975	16 386	58	22	10	21	4	—	1	—	—	—
5221	Depository credit intermediation .....	(E)	(D)	(D)	35	8	4	18	4	—	1	—	—	—
52211	Commercial banking .....	316	2 063	8 221	28	6	2	16	4	—	—	—	—	—
522110	Commercial banking .....	316	2 063	8 221	28	6	2	16	4	—	—	—	—	—
52213	Credit unions .....	(C)	(D)	(D)	7	2	2	2	—	—	1	—	—	—
524	Insurance carriers & related activities .....	(C)	(D)	(D)	53	39	9	2	3	—	—	—	—	—
5242	Agencies & other insurance related activities ...	(C)	(D)	(D)	45	35	8	1	1	—	—	—	—	—
52421	Insurance agencies & brokerages .....	(C)	(D)	(D)	42	32	8	1	1	—	—	—	—	—
<b>53</b>	<b>Real estate &amp; rental &amp; leasing</b> .....	<b>529</b>	<b>2 356</b>	<b>10 116</b>	<b>137</b>	<b>101</b>	<b>23</b>	<b>9</b>	<b>4</b>	—	—	—	—	—
531	Real estate .....	396	1 654	7 230	115	92	14	5	4	—	—	—	—	—
5311	Lessors of real estate .....	259	1 053	4 315	66	51	8	5	2	—	—	—	—	—
532	Rental & leasing services .....	(C)	(D)	(D)	21	8	9	4	—	—	—	—	—	—
<b>54</b>	<b>Professional, scientific &amp; technical services</b> .....	<b>974</b>	<b>6 508</b>	<b>28 096</b>	<b>165</b>	<b>103</b>	<b>36</b>	<b>17</b>	<b>8</b>	<b>1</b>	—	—	—	—
541	Professional, scientific & technical services .....	974	6 508	28 096	165	103	36	17	8	1	—	—	—	—
5411	Legal services .....	154	1 129	5 674	47	34	13	—	—	—	—	—	—	—
54111	Offices of lawyers .....	(C)	(D)	(D)	46	33	13	—	—	—	—	—	—	—
5412	Accounting, tax prep, bookkeep, payroll services .....	261	1 286	4 545	39	20	9	7	3	—	—	—	—	—
54121	Accounting, tax prep, bookkeep, payroll services .....	261	1 286	4 545	39	20	9	7	3	—	—	—	—	—
5413	Architectural, engineering & related services ...	217	1 707	7 687	29	16	6	5	1	1	—	—	—	—
54133	Engineering services .....	190	1 467	6 731	18	7	4	5	1	1	—	—	—	—
541330	Engineering services .....	190	1 467	6 731	18	7	4	5	1	1	—	—	—	—
5415	Computer systems design & related services ...	(C)	(D)	(D)	6	4	—	—	2	—	—	—	—	—
54151	Computer systems design & related services ...	(C)	(D)	(D)	6	4	—	—	2	—	—	—	—	—
5416	Management, sci & tech consulting services ....	122	708	3 262	23	19	1	1	2	—	—	—	—	—
54161	Management consulting services .....	104	548	2 444	17	14	—	1	2	—	—	—	—	—
<b>55</b>	<b>Management of companies &amp; enterprises</b> .....	<b>187</b>	<b>1 197</b>	<b>5 857</b>	<b>10</b>	<b>3</b>	<b>3</b>	<b>1</b>	<b>1</b>	<b>2</b>	—	—	—	—
551	Management of companies & enterprises .....	187	1 197	5 857	10	3	3	1	1	2	—	—	—	—
5511	Management of companies & enterprises .....	187	1 197	5 857	10	3	3	1	1	2	—	—	—	—
55111	Management of companies & enterprises ....	187	1 197	5 857	10	3	3	1	1	2	—	—	—	—
<b>56</b>	<b>Admin. support, waste mgt, remediation services</b> .....	<b>2 488</b>	<b>10 157</b>	<b>38 784</b>	<b>117</b>	<b>60</b>	<b>25</b>	<b>15</b>	<b>3</b>	<b>8</b>	<b>4</b>	<b>2</b>	—	—
561	Administrative & support services .....	2 389	9 479	36 243	108	57	21	14	3	7	4	2	—	—
5613	Employment services .....	885	3 284	12 192	8	1	—	—	1	2	4	—	—	—
56131	Employment placement agencies .....	(C)	(D)	(D)	2	1	—	—	—	—	1	—	—	—
56132	Temporary help services .....	(F)	(D)	(D)	6	—	—	—	1	2	3	—	—	—
5614	Business support services .....	748	2 606	9 081	15	6	4	3	—	—	—	2	—	—
56142	Telephone call centers .....	(F)	(D)	(D)	5	1	1	1	—	—	—	2	—	—
5616	Investigation & security services .....	132	388	1 488	7	4	1	—	—	2	—	—	—	—
56161	Investigation, guard & armored car services ..	117	321	1 115	3	1	—	—	—	2	—	—	—	—
5617	Services to buildings & dwellings .....	435	1 824	7 503	61	35	12	11	2	1	—	—	—	—
56172	Janitorial services .....	154	440	1 729	17	8	3	4	2	—	—	—	—	—
561720	Janitorial services .....	154	440	1 729	17	8	3	4	2	—	—	—	—	—
56173	Landscaping services .....	170	733	3 244	23	13	6	3	—	1	—	—	—	—
561730	Landscaping services .....	170	733	3 244	23	13	6	3	—	1	—	—	—	—
<b>61</b>	<b>Educational services</b> .....	<b>662</b>	<b>3 530</b>	<b>14 534</b>	<b>23</b>	<b>8</b>	<b>3</b>	<b>6</b>	<b>5</b>	—	—	<b>1</b>	—	—
611	Educational services .....	662	3 530	14 534	23	8	3	6	5	—	—	1	—	—
6111	Elementary & secondary schools .....	537	3 101	12 659	9	2	—	2	4	—	—	1	—	—
61111	Elementary & secondary schools .....	537	3 101	12 659	9	2	—	2	4	—	—	1	—	—
611110	Elementary & secondary schools .....	537	3 101	12 659	9	2	—	2	4	—	—	1	—	—
<b>62</b>	<b>Health care and social assistance</b> .....	<b>5 129</b>	<b>38 756</b>	<b>158 072</b>	<b>285</b>	<b>123</b>	<b>82</b>	<b>35</b>	<b>30</b>	<b>10</b>	<b>4</b>	—	—	<b>1</b>
621	Ambulatory health care services .....	1 751	15 134	69 360	208	95	67	26	16	4	—	—	—	—
6211	Offices of physicians .....	753	7 456	37 903	112	54	40	13	4	1	—	—	—	—
62111	Offices of physicians .....	753	7 456	37 903	112	54	40	13	4	1	—	—	—	—
621111	Offices of physicians (exc mental health) ...	750	7 424	37 800	108	50	40	13	4	1	—	—	—	—
6212	Offices of dentists .....	162	1 012	5 217	26	11	11	3	1	—	—	—	—	—
62121	Offices of dentists .....	162	1 012	5 217	26	11	11	3	1	—	—	—	—	—
621210	Offices of dentists .....	162	1 012	5 217	26	11	11	3	1	—	—	—	—	—
6213	Offices of other health practitioners .....	162	1 312	5 340	34	21	10	2	1	—	—	—	—	—
6214	Outpatient care centers .....	384	2 689	12 051	19	3	2	5	8	1	—	—	—	—
62142	Outpatient mental health, substance abuse ctrs .....	(C)	(D)	(D)	4	1	—	1	1	1	—	—	—	—
62149	Other outpatient care centers .....	(C)	(D)	(D)	14	2	1	4	7	—	—	—	—	—
621493	Freestanding ambulatory surgery, emergency ctr .....	120	816	3 791	6	—	—	3	3	—	—	—	—	—
6219	Other ambulatory health care services .....	202	2 070	6 371	6	2	—	1	1	2	—	—	—	—
62191	Ambulance services .....	(C)	(D)	(D)	5	1	—	1	1	2	—	—	—	—
622	Hospitals .....	(G)	(D)	(D)	1	—	—	—	—	—	—	—	—	1
6221	General medical & surgical hospitals .....	(G)	(D)	(D)	1	—	—	—	—	—	—	—	—	1
62211	General medical & surgical hospitals .....	(G)	(D)	(D)	1	—	—	—	—	—	—	—	—	1

See footnotes at end of table.

**Table 6. Counties—Employees, Payroll, and Establishments by Industry: 2002—Con.**

[Excludes most government employees, railroad employees, and self-employed persons. Size class 1 to 4 includes establishments with payroll, but no employees, during mid-March pay period. (D) denotes figures withheld to avoid disclosing data for individual companies; the data are included in broader industry totals. Detailed industries with 100 or more employees are shown if industry was not a (D). For explanation of terms, abbreviations, and data reliability/comparability, see introductory text]

NAICS code	Industry	Number of employees for week including March 12	Payroll (\$1,000)		Total number of establishments	Number of establishments by employment-size class								
			First quarter	Annual		1 to 4	5 to 9	10 to 19	20 to 49	50 to 99	100 to 249	250 to 499	500 to 999	1,000 or more
<b>YUMA—Con.</b>														
<b>62</b>	<b>Health care and social assistance—Con.</b>													
623	Nursing & residential care facilities .....	1 000	4 728	19 420	28	5	7	4	6	2	4	—	—	—
6231	Nursing care facilities .....	700	3 427	13 785	8	—	1	1	1	1	4	—	—	—
62311	Nursing care facilities .....	700	3 427	13 785	8	—	1	1	1	1	4	—	—	—
623110	Nursing care facilities .....	700	3 427	13 785	8	—	1	1	1	1	4	—	—	—
6232	Residential mental retardation, health facil .....	115	562	2 408	5	2	2	—	—	1	—	—	—	—
62321	Residential mental retardation facilities .....	115	562	2 408	5	2	2	—	—	1	—	—	—	—
623210	Residential mental retardation facilities .....	115	562	2 408	5	2	2	—	—	1	—	—	—	—
6233	Community care facilities for the elderly .....	(C)	(D)	(D)	10	3	4	—	3	—	—	—	—	—
62331	Community care facilities for the elderly .....	(C)	(D)	(D)	10	3	4	—	3	—	—	—	—	—
624	Social assistance .....	(F)	(D)	(D)	48	23	8	5	8	4	—	—	—	—
6241	Individual & family services .....	(E)	(D)	(D)	18	11	3	—	2	2	—	—	—	—
62419	Other individual & family services .....	(C)	(D)	(D)	11	7	1	—	1	2	—	—	—	—
6243	Vocational rehabilitation services .....	186	927	4 334	6	3	1	—	—	2	—	—	—	—
62431	Vocational rehabilitation services .....	186	927	4 334	6	3	1	—	—	2	—	—	—	—
624310	Vocational rehabilitation services .....	186	927	4 334	6	3	1	—	—	2	—	—	—	—
6244	Child day care services .....	233	627	2 779	20	8	2	4	6	—	—	—	—	—
62441	Child day care services .....	233	627	2 779	20	8	2	4	6	—	—	—	—	—
624410	Child day care services .....	233	627	2 779	20	8	2	4	6	—	—	—	—	—
<b>71</b>	<b>Arts, entertainment &amp; recreation .....</b>	<b>633</b>	<b>2 346</b>	<b>8 975</b>	<b>34</b>	<b>19</b>	<b>3</b>	<b>4</b>	<b>5</b>	<b>2</b>	<b>1</b>	—	—	—
713	Amusement, gambling & recreation industries .....	546	2 098	7 921	23	11	2	3	5	1	1	—	—	—
7132	Gambling industries .....	(C)	(D)	(D)	1	—	—	—	—	—	1	—	—	—
71329	Other gambling industries .....	(C)	(D)	(D)	1	—	—	—	—	—	1	—	—	—
7139	Other amusement & recreation industries .....	(E)	(D)	(D)	20	9	2	3	5	1	—	—	—	—
71394	Fitness & recreational sports centers .....	103	154	544	9	5	—	2	2	—	—	—	—	—
713940	Fitness & recreational sports centers .....	103	154	544	9	5	—	2	2	—	—	—	—	—
<b>72</b>	<b>Accommodation &amp; food services .....</b>	<b>4 614</b>	<b>11 828</b>	<b>45 173</b>	<b>266</b>	<b>80</b>	<b>50</b>	<b>45</b>	<b>72</b>	<b>16</b>	<b>3</b>	—	—	—
721	Accommodation .....	845	2 671	10 188	60	16	18	8	15	3	—	—	—	—
7211	Traveler accommodation .....	572	1 849	7 210	30	5	5	6	11	3	—	—	—	—
72111	Hotels (exc casino hotels) & motels .....	572	1 849	7 210	30	5	5	6	11	3	—	—	—	—
721110	Hotels (exc casino hotels) & motels .....	572	1 849	7 210	30	5	5	6	11	3	—	—	—	—
7212	RV parks & recreational camps .....	273	822	2 978	30	11	13	2	4	—	—	—	—	—
72121	RV parks & recreational camps .....	273	822	2 978	30	11	13	2	4	—	—	—	—	—
722	Food services & drinking places .....	3 769	9 157	34 985	206	64	32	37	57	13	3	—	—	—
7221	Full-service restaurants .....	1 660	4 578	16 415	76	22	12	10	21	11	—	—	—	—
72211	Full-service restaurants .....	1 660	4 578	16 415	76	22	12	10	21	11	—	—	—	—
722110	Full-service restaurants .....	1 660	4 578	16 415	76	22	12	10	21	11	—	—	—	—
7222	Limited-service eating places .....	1 637	3 704	14 870	89	19	11	24	32	2	1	—	—	—
72221	Limited-service eating places .....	1 637	3 704	14 870	89	19	11	24	32	2	1	—	—	—
722211	Limited-service restaurants .....	1 464	3 367	13 783	72	14	8	16	31	2	1	—	—	—
722213	Snack & nonalcoholic beverage bars .....	173	337	1 087	17	5	3	8	1	—	—	—	—	—
7223	Special food services .....	(E)	(D)	(D)	11	5	2	—	2	—	2	—	—	—
72231	Food service contractors .....	(E)	(D)	(D)	6	1	1	—	2	—	2	—	—	—
7224	Drinking places (alcoholic beverages) .....	(C)	(D)	(D)	30	18	7	3	2	—	—	—	—	—
72241	Drinking places (alcoholic beverages) .....	(C)	(D)	(D)	30	18	7	3	2	—	—	—	—	—
<b>81</b>	<b>Other services (except public administration) .....</b>	<b>1 511</b>	<b>5 950</b>	<b>22 656</b>	<b>270</b>	<b>159</b>	<b>66</b>	<b>32</b>	<b>12</b>	<b>1</b>	—	—	—	—
811	Repair & maintenance .....	635	2 919	11 217	119	73	26	15	5	—	—	—	—	—
8111	Automotive repair & maintenance .....	511	2 345	8 695	86	47	23	11	5	—	—	—	—	—
81111	Automotive mechanical & electrical R&M .....	271	1 322	4 856	55	33	15	5	2	—	—	—	—	—
811111	General automotive repair .....	221	1 120	4 104	46	27	13	5	1	—	—	—	—	—
81112	Automotive body, paint, interior & glass repair .....	104	634	2 393	18	8	6	4	—	—	—	—	—	—
81119	Other automotive R&M .....	136	389	1 446	13	6	2	2	3	—	—	—	—	—
811192	Car washes .....	107	279	1 016	7	2	1	1	3	—	—	—	—	—
812	Personal & laundry services .....	374	1 316	5 041	68	42	15	8	2	1	—	—	—	—
8121	Personal care services .....	136	482	1 706	39	28	7	4	—	—	—	—	—	—
81211	Hair, nail & skin care services .....	(C)	(D)	(D)	36	26	6	4	—	—	—	—	—	—
812112	Beauty salons .....	108	424	1 469	30	21	6	3	—	—	—	—	—	—
8123	Drycleaning & laundry services .....	149	560	2 257	13	5	4	2	1	1	—	—	—	—
813	Religious, grantmaking, civic, prof & like organizations .....	502	1 715	6 398	83	44	25	9	5	—	—	—	—	—
8131	Religious organizations .....	274	871	3 505	46	22	19	3	2	—	—	—	—	—
81311	Religious organizations .....	274	871	3 505	46	22	19	3	2	—	—	—	—	—
813110	Religious organizations .....	274	871	3 505	46	22	19	3	2	—	—	—	—	—
8134	Civic & social organizations .....	105	262	955	12	4	2	5	1	—	—	—	—	—
81341	Civic & social organizations .....	105	262	955	12	4	2	5	1	—	—	—	—	—
813410	Civic & social organizations .....	105	262	955	12	4	2	5	1	—	—	—	—	—
<b>95</b>	<b>Auxiliaries (exc corporate, subsidiary &amp; regional mgt) .....</b>	<b>(C)</b>	<b>(D)</b>	<b>(D)</b>	<b>6</b>	<b>2</b>	<b>2</b>	<b>1</b>	—	<b>1</b>	—	—	—	—
<b>99</b>	<b>Unclassified establishments .....</b>	<b>(A)</b>	<b>(D)</b>	<b>(D)</b>	<b>11</b>	<b>11</b>	—	—	—	—	—	—	—	—

See footnotes at end of table.

**Table 6. Counties—Employees, Payroll, and Establishments by Industry: 2002—Con.**

[Excludes most government employees, railroad employees, and self-employed persons. Size class 1 to 4 includes establishments with payroll, but no employees, during mid-March pay period. (D) denotes figures withheld to avoid disclosing data for individual companies; the data are included in broader industry totals. Detailed industries with 100 or more employees are shown if industry was not a (D). For explanation of terms, abbreviations, and data reliability/comparability, see introductory text]

NAICS code	Industry	Number of employees for week including March 12	Payroll (\$1,000)		Total number of establishments	Number of establishments by employment-size class								
			First quarter	Annual		1 to 4	5 to 9	10 to 19	20 to 49	50 to 99	100 to 249	250 to 499	500 to 999	1,000 or more
<b>STATEWIDE</b>														
	<b>Total .....</b>	<b>14 562</b>	<b>73 220</b>	<b>313 265</b>	<b>40</b>	<b>29</b>	<b>2</b>	<b>2</b>	<b>2</b>	<b>1</b>	<b>-</b>	<b>1</b>	<b>-</b>	<b>3</b>
21	<b>Mining .....</b>	<b>120</b>	<b>1 481</b>	<b>6 045</b>	<b>10</b>	<b>8</b>	<b>-</b>	<b>1</b>	<b>-</b>	<b>1</b>	<b>-</b>	<b>-</b>	<b>-</b>	<b>-</b>
213	Mining support activities .....	120	1 481	6 045	10	8	-	1	-	1	-	-	-	-
2131	Mining support activities .....	120	1 481	6 045	10	8	-	1	-	1	-	-	-	-
21311	Mining support activities .....	120	1 481	6 045	10	8	-	1	-	1	-	-	-	-
48-49	<b>Transportation &amp; warehousing .....</b>	<b>(A)</b>	<b>(D)</b>	<b>(D)</b>	<b>1</b>	<b>1</b>	<b>-</b>	<b>-</b>	<b>-</b>	<b>-</b>	<b>-</b>	<b>-</b>	<b>-</b>	<b>-</b>
52	<b>Finance &amp; insurance .....</b>	<b>(B)</b>	<b>(D)</b>	<b>(D)</b>	<b>11</b>	<b>10</b>	<b>1</b>	<b>-</b>	<b>-</b>	<b>-</b>	<b>-</b>	<b>-</b>	<b>-</b>	<b>-</b>
54	<b>Professional, scientific &amp; technical services .....</b>	<b>(B)</b>	<b>(D)</b>	<b>(D)</b>	<b>3</b>	<b>-</b>	<b>-</b>	<b>1</b>	<b>2</b>	<b>-</b>	<b>-</b>	<b>-</b>	<b>-</b>	<b>-</b>
56	<b>Admin, support, waste mgt, remediation services .....</b>	<b>14 337</b>	<b>69 933</b>	<b>300 010</b>	<b>11</b>	<b>6</b>	<b>1</b>	<b>-</b>	<b>-</b>	<b>-</b>	<b>-</b>	<b>1</b>	<b>-</b>	<b>3</b>
561	Administrative & support services .....	14 337	69 933	300 010	11	6	1	-	-	-	-	1	-	3
5613	Employment services .....	(J)	(D)	(D)	6	1	1	-	-	-	-	1	-	3
56133	Employee leasing services .....	14 326	69 769	299 299	5	-	1	-	-	-	-	1	-	3
561330	Employee leasing services .....	14 326	69 769	299 299	5	-	1	-	-	-	-	1	-	3
61	<b>Educational services .....</b>	<b>(A)</b>	<b>(D)</b>	<b>(D)</b>	<b>1</b>	<b>1</b>	<b>-</b>	<b>-</b>	<b>-</b>	<b>-</b>	<b>-</b>	<b>-</b>	<b>-</b>	<b>-</b>
62	<b>Health care and social assistance .....</b>	<b>(A)</b>	<b>(D)</b>	<b>(D)</b>	<b>1</b>	<b>1</b>	<b>-</b>	<b>-</b>	<b>-</b>	<b>-</b>	<b>-</b>	<b>-</b>	<b>-</b>	<b>-</b>
72	<b>Accommodation &amp; food services .....</b>	<b>(A)</b>	<b>(D)</b>	<b>(D)</b>	<b>1</b>	<b>1</b>	<b>-</b>	<b>-</b>	<b>-</b>	<b>-</b>	<b>-</b>	<b>-</b>	<b>-</b>	<b>-</b>
95	<b>Auxiliaries (exc corporate, subsidiary &amp; regional mgt) .....</b>	<b>(A)</b>	<b>(D)</b>	<b>(D)</b>	<b>1</b>	<b>1</b>	<b>-</b>	<b>-</b>	<b>-</b>	<b>-</b>	<b>-</b>	<b>-</b>	<b>-</b>	<b>-</b>

Note: Employment-size classes are indicated as follows: A—0 to 19; B—20 to 99; C—100 to 249; E—250 to 499; F—500 to 999; G—1,000 to 2,499; H—2,500 to 4,999; I—5,000 to 9,999; J—10,000 to 24,999; K—25,000 to 49,999; L—50,000 to 99,999; M—100,000 or more.

## **Description of Publications Issued in Previous Years**

### **1974 through 2001**

Data are provided for mid-March employment, first-quarter and annual payrolls, and establishments, by industry, for each county in the state and, in a separate report, for the United States. Data are included for every industry having a significant number of employees or establishments. Refer to General Explanation for a description of the types of employment covered.

### **1964 through 1973**

Data are provided for first-quarter reporting units, employment, and taxable payrolls for each county and metropolitan area in the state and, in a separate report, for the United States. Data are included for every industry having a significant number of employees or reporting units.

### **1959 and 1962**

Data are provided for first-quarter reporting units, employment, and taxable payrolls for each county in the state and, in a separate report, for the United States. Data are included for every industry having a significant number of employees or reporting units. Data are combined for some counties in eight states.

### **1956**

Data are provided for first-quarter reporting units, employment, and taxable payrolls for each county in the state and, in a separate report, for the United States. Data are included for SIC economic divisions, major groups, and selected three-digit SICs. Data are combined for some counties in eight states.

### **1949 and 1950**

Data are provided for first-quarter manufacturing establishments, employment, and taxable payrolls for each large county in the state and, in a separate report, for the United States. Data are included for manufacturing major industry groups and selected three-digit SICs. Manufacturing totals are included for small counties. Data are combined for some counties in eight states.

### **1947, 1948, 1951, and 1953**

Data are provided for first-quarter reporting units, employment, and taxable payrolls for each large county in the state and, in a separate report, for the United States. Data are included for SIC economic divisions, major groups, and selected three-digit SICs. Economic division totals are included for small counties. Data are combined for some counties in eight states.

### **1946**

Data are provided for first-quarter reporting units, employment, and taxable payrolls for each large county in the state and, in a separate report, for the United States. Data are included for SIC economic divisions and major groups. Economic division totals are included for small counties. Data are combined for some counties in eight states.

### **Availability**

The most recent edition of County Business Patterns can be examined on the Internet at [www.census.gov](http://www.census.gov). Editions prior to 1993 are available in depository libraries for Federal publications, which are conveniently located in all areas of the country.

For information on the coverage of individual series, write to Chief, Economic Planning and Coordination Division, U.S. Census Bureau, Washington, DC 20233.