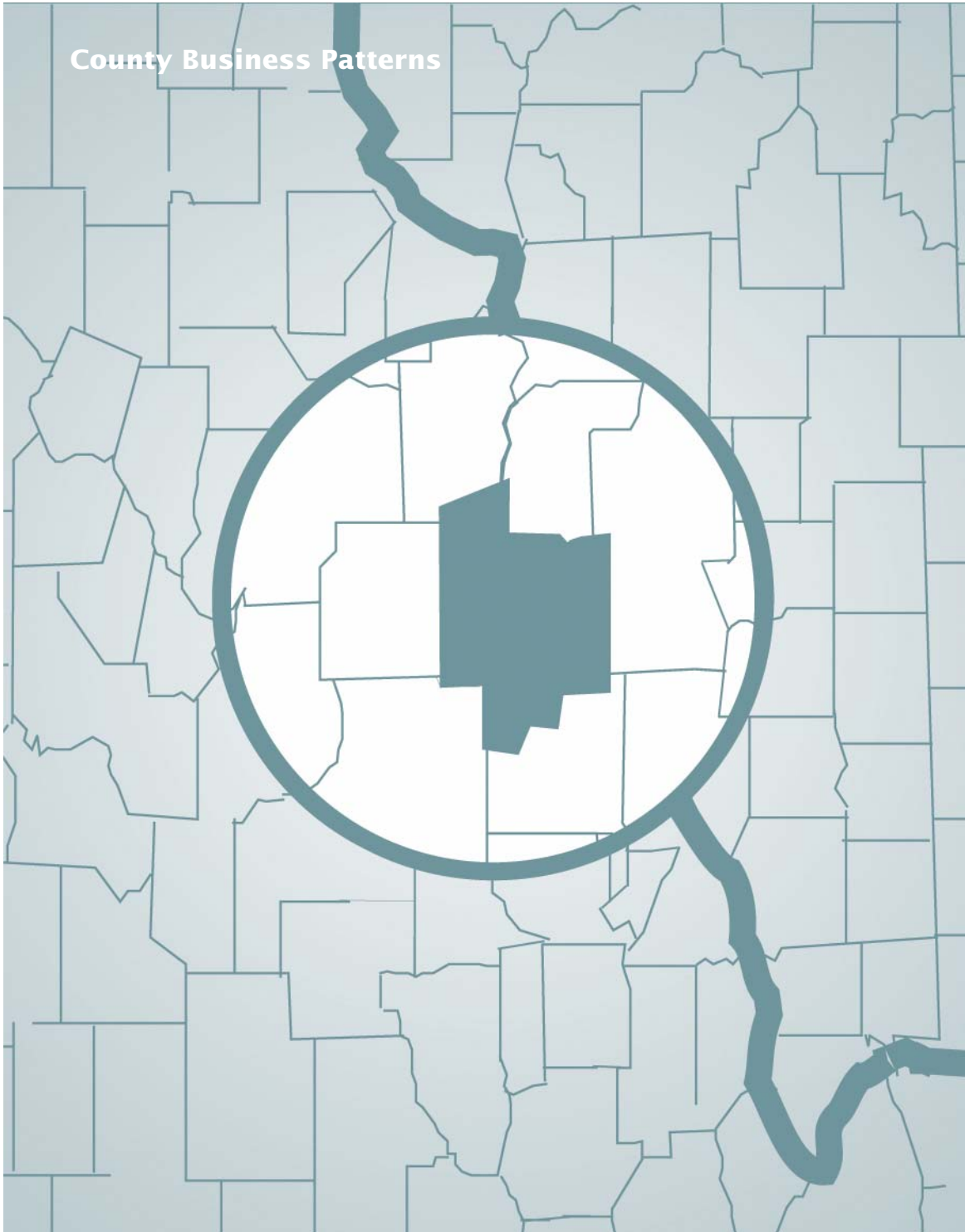


# New Hampshire: 2002

Issued November 2004

CBP/02-31

## County Business Patterns



USCENSUSBUREAU

*Helping You Make Informed Decisions*

U.S. Department of Commerce  
Economics and Statistics Administration  
U.S. CENSUS BUREAU



## ACKNOWLEDGMENTS

This report was prepared under the general direction of **Franklin Winters**, Assistant Division Chief for Research and Methodology, Economic Planning and Coordination Division. **Paul Hanczaryk**, Chief, Register Analysis Branch, supervised the preparation of this report and was assisted by **Phil Thompson** and **Alan Pines**. **Stefan Belliveau**, **Gerald Feuer**, **Joel Fowler**, **Mary Green**, **Mary Hogan**, **Lavelle Lee**, **Tracy Palmer**, and **Jon Youngman** contributed in resolving establishment processing problems and in data analysis. **David Chapman** contributed to the editing system and provided other methodological improvements.

Additional data analysis was provided by the staffs of **Bernard J. Fitzpatrick**, Assistant Division Chief for Collection Activities, Economic Planning and Coordination Division, assisted by **David Eade**; and **Carlene Bottorff**, Assistant Division Chief, Teleprocessing, National Processing Center, assisted by **Marsha Sowders** and **Anita Coomes**. Statistical methodology and quality assurance operations were

performed by **Michael Kornbau**, **Thomas Cevis**, and **Michelle Vile**.

**Steven McCraith**, Chief, Census Related Surveys Branch, Economic Statistical Methods and Programming Division, assisted by **Dan Vacca**, supervised computer support operations. **Ed Carr**, **Jerry Richards**, and **Bob Penrod** provided additional support for computer operations.

**Bernadette J. Beasley** and **Heather M. Lilley** of the Administrative and Customer Services Division, **Walter C. Odom**, Chief, provided publications and printing management, graphics design and composition, and editorial review for print and electronic media. General direction and production management were provided by **James R. Clark**, Assistant Division Chief, and **Susan L. Rappa**, Chief, Publications Services Branch.

Special acknowledgment is also due the many businesses whose cooperation has contributed to the publication of these data.

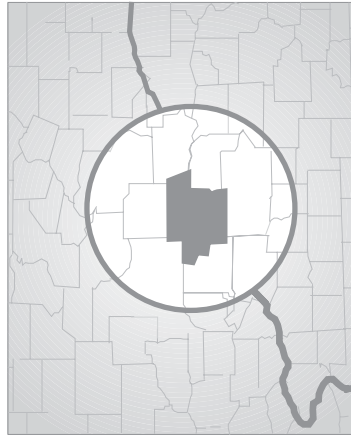
---

# New Hampshire: 2002

Issued November 2004

CBP/02-31

## County Business Patterns



**U.S. Department of Commerce**

**Donald L. Evans,**

Secretary

**Theodore W. Kassinger,**

Deputy Secretary

**Economics  
and Statistics  
Administration**

**Kathleen B. Cooper,**

Under Secretary for  
Economic Affairs

**U.S. CENSUS BUREAU**

**Charles Louis Kincannon,**

Director

---

SUGGESTED CITATION

U.S. Census Bureau,  
County Business Patterns 2002

**NEW HAMPSHIRE**

Washington, DC,  
2004



**Economics  
and Statistics  
Administration**

**Kathleen B. Cooper,**  
Under Secretary  
for Economic Affairs



**U.S. CENSUS BUREAU**

**Charles Louis Kincannon,**  
Director

**Hermann Habermann,**  
Deputy Director and  
Chief Operating Officer

**Vacant,**  
Principal Associate  
Director for Programs

**Frederick T. Knickerbocker,**  
Associate Director  
for Economic Programs

**Thomas L. Mesenbourg,**  
Assistant Director  
for Economic Programs

**Shirin A. Ahmed,**  
Chief, Economic  
Planning and Coordination Division

## CONTENTS

### General Explanation

Introduction .....	V
Industry Classifications .....	V
Data Products .....	V
Sources of Data .....	VI
Definitions of Basic Data Items .....	VI
Industry and Geography Classifications .....	VII
Comparability With Other Data .....	VII
Data Withheld From Publication .....	VII
Reliability of Data .....	VIII
Abbreviations and Symbols .....	VIII

State Map .....	IX
-----------------	----

### Tables

1. The State—Establishments, Employees, and Payroll by Major Group: 2002 and 2001 .....	1
2. The State—Employees, Payroll, and Establishments by Industry: 2002 .....	3
3. The State—Employees and Annual Payroll by Employment-Size Class: 2002 .....	29
4. The State—Establishments With 1,000 Employees or More by Major Group and Employment-Size Class: 2002 .....	34
5. The State—Employees, Payroll, and Establishments by County: 2002 and 2001 .....	35
6. Counties—Employees, Payroll, and Establishments by Industry: 2002 .....	36

Description of Pubs Issued in Previous Years—Inside Back Cover

# General Explanation

---

## INTRODUCTION

County Business Patterns is an annual series that provides subnational economic data by industry. The series is useful for studying the economic activity of small areas; analyzing economic changes over time; and as a benchmark for statistical series, surveys, and databases between economic censuses. Businesses use the data for analyzing market potential, measuring the effectiveness of sales and advertising programs, setting sales quotas, and developing budgets. Government agencies use the data for administration and planning.

County Business Patterns covers most of the country's economic activity. The series excludes data on self-employed individuals, employees of private households, railroad employees, agricultural production employees, and most government employees.

This series has been published annually since 1964 and at irregular intervals dating back to 1946. The comparability of data over time may be affected by definitional changes in establishments, activity status, and industrial classifications. For more details on these changes, see the section "Comparability With Other Data."

## INDUSTRY CLASSIFICATIONS

Data from the County Business Patterns series are published primarily on the basis of the North American Industry Classification System (NAICS). Earlier County Business Patterns data were published according to the Standard Industrial Classification (SIC) system. While many of the individual NAICS industries correspond directly to industries as defined under the SIC system, most of the aggregate NAICS groupings do not.

Particular care should be taken in comparing data for retail trade, wholesale trade, and manufacturing, which are sector titles used in both NAICS and SIC, but cover somewhat different groups of industries. For more information on NAICS and changes from the SIC system, go to [www.census.gov/epcd/www/naics.html](http://www.census.gov/epcd/www/naics.html)

The 2002 County Business Patterns series includes the following NAICS sectors:

<i>Sector</i>	<i>Description</i>
11	Forestry, Fishing, Hunting, and Agriculture Support
21	Mining
22	Utilities

<i>Sector</i>	<i>Description</i>
23	Construction
31-33	Manufacturing
42	Wholesale Trade
44-45	Retail Trade
48-49	Transportation and Warehousing
51	Information
52	Finance and Insurance
53	Real Estate and Rental and Leasing
54	Professional, Scientific, and Technical Services
55	Management of Companies and Enterprises
56	Administrative and Support and Waste Management and Remediation Services
61	Educational Services
62	Health Care and Social Assistance
71	Arts, Entertainment, and Recreation
72	Accommodation and Food Services
81	Other Services (except Public Administration)
95	Auxiliaries (except corporate, subsidiary, and regional management)
99	Unclassified

County Business Patterns data are tabulated by industry as defined in the manual entitled *North American Industry Classification System: United States, 1997* with some exceptions. Data for auxiliary establishments (except corporate, subsidiary, and regional managing offices) will be tabulated in a separate category (Sector 95).

The 2002 County Business Patterns covers all NAICS industries except crop and animal production (NAICS 111,112), rail transportation (NAICS 482), National Postal Service (NAICS 491), pension, health, welfare, and vacation funds (NAICS 525110, 525120, 525190), trusts, estates, and agency accounts (NAICS 525920), private households (NAICS 814), and public administration (NAICS 92).

## DATA PRODUCTS

### Reports

The County Business Patterns data series includes a separate printed report for each state, the District of Columbia, Puerto Rico, and the United States. Individual state reports present payroll and employment data for the state and counties by industry. The reports also include the number of establishments by industry and employment size class.

---

The United States report presents similar data for the country as a whole. In addition, the U.S. report provides employment and payroll data by employment size class for major industry groups.

Data for industries with fewer than 100 employees, as well as data for detailed industries withheld to avoid disclosing data for individual companies, are not shown in the printed reports. However, these data are available on CD-ROM and other computer products.

### **Electronic Data Formats**

County Business Patterns series data are available on CD-ROM, computer tapes and diskettes. The CD-ROM also includes software for creating County Business Patterns data files compatible with popular database and spreadsheet software. In addition, ZIP Code Business Patterns data are available on CD-ROM and are available shortly after the release of County Business Patterns, and include the number of establishments by NAICS industry.

Publications also are available in Portable Document Format (PDF) at [www.census.gov/prod/www/abs/cbptotal.html](http://www.census.gov/prod/www/abs/cbptotal.html). In order to view these files, you will need the Adobe(R) Acrobat(R) Reader, which is available for free from the Adobe web site at [www.adobe.com](http://www.adobe.com). Alternatively, the Census Bureau will print the publication, give it a glue binding, and ship it to you for a fee.

For information and options to order County Business Patterns data products, contact:

Customer Services Center  
Marketing Services Office  
U.S. Census Bureau  
Washington, DC 20233

Telephone: 301-763-INFO (4636)  
Internet address: [www.census.gov/](http://www.census.gov/)

### **Special Tabulations**

Special tabulations of County Business Patterns are available on a cost-reimbursable basis. For more information, contact:

U.S. Census Bureau  
Economic Planning and Coordination Division  
Register Analysis Branch  
Washington, DC 20233

Telephone: 301-763-INFO(4636)  
Fax: 301-457-4433  
E-mail: [cbp@census.gov](mailto:cbp@census.gov)

### **SOURCES OF DATA**

County Business Patterns basic data items are extracted from the Standard Statistical Establishment List, a file of all known single and multiestablishment employer companies maintained and updated by the U.S. Census Bureau. The annual Company Organization Survey provides individual

establishment data for multiestablishment companies. Data for single-establishment companies are obtained from various Census Bureau programs, such as the Annual Survey of Manufactures and Current Business Surveys, as well as from administrative records of the Internal Revenue Service, the Social Security Administration, and the Bureau of Labor Statistics.

### **DEFINITIONS OF BASIC DATA ITEMS**

#### **Establishments**

An establishment is a single physical location at which business is conducted or services or industrial operations are performed. It is not necessarily identical with a company or enterprise, which may consist of one or more establishments. When two or more activities are carried on at a single location under a single ownership, all activities generally are grouped together as a single establishment. The entire establishment is classified on the basis of its major activity and all data are included in that classification.

Establishment-size designations are determined by paid employment in the mid-March pay period. The size group "1 to 4" includes establishments that did not report any paid employees in the mid-March pay period but paid wages to at least one employee at some time during the year.

Establishment counts represent the number of locations with paid employees any time during the year. This series excludes governmental establishments except for wholesale liquor establishments (NAICS 4228), retail liquor stores (NAICS 44531), Federally-chartered savings institutions (NAICS 522120), Federally-chartered credit unions (NAICS 522130), and hospitals (NAICS 622).

#### **Payroll**

Total payroll includes all forms of compensation, such as salaries, wages, reported tips, commissions, bonuses, vacation allowances, sick-leave pay, employee contributions to qualified pension plans, and the value of taxable fringe benefits. For corporations, it includes amounts paid to officers and executives; for unincorporated businesses, it does not include profit or other compensation of proprietors or partners. Payroll is reported before deductions for Social Security, income tax, insurance, union dues, etc. First-quarter payroll consists of payroll during the January-to-March quarter.

#### **Mid-March Employment**

Paid employment consists of full- and part-time employees, including salaried officers and executives of corporations, who are on the payroll in the pay period including March 12. Included are employees on paid sick leave, holidays, and vacations; not included are proprietors and partners of unincorporated businesses.

---

## **INDUSTRY AND GEOGRAPHY CLASSIFICATIONS**

The quinquennial economic censuses are the primary source for industry and geography classifications. The annual Company Organization Survey, Annual Survey of Manufactures, Current Business Surveys, and other Census Bureau programs provide regular updates.

### **Industry Classification**

Additional sources for assigning industry classifications are the Social Security Administration, the Internal Revenue Service, and the Bureau of Labor Statistics. These sources provide industry classification information for new businesses and businesses not canvassed in the Census Bureau programs. Establishments without sufficient industry information are tabulated in the “unclassified establishments” group.

Industry classifications are explained in an appendix in the U.S. Summary. The industry titles used throughout this series are the short NAICS titles; complete descriptions are contained in the manual entitled *North American Industry Classification System: United States, 1997*.

### **Geography Classification**

Most geography codes are derived from the physical location address reported in Census Bureau programs. The Internal Revenue Service provides supplemental address information. Those employers without a fixed location within a state (or of unknown county location) are included under a “statewide” classification at the end of the county tables. This incomplete detail causes only slight understatement of county employment. The independent cities in Virginia, and the cities of Baltimore, MD; Carson City, NV; and St. Louis, MO, are treated as separate counties.

### **Employee Leasing Services**

Historically, the permanent on-site work force at a business location were paid employees of that establishment. This traditional practice of firms directly hiring employees is still the dominant employer/employee relationship in the United States. However, over the past decade a new work force arrangement has emerged.

Under this new arrangement, a company commonly known as an employee leasing company or professional employer organization (PEO) operates in a co-employment relationship with client businesses. Employee leasing establishments typically acquire and lease back some or all of the employees of their clients, and serve as the employer of record of the leased employees for payroll, benefits, and related purposes.

The 2002 CBP shows over 1.18 million employees in employee leasing services (NAICS 561330), down from almost 1.34 million employees published in the 2001 CBP.

Clearly, the employees are not classified in the predominant industry of the client businesses. Also, leasing companies may pay these employees out of a single payroll office. This may result in the leasing company’s employment and payroll data being reported in the county where the payroll office is located, thus distorting the data for that county. In some cases, many thousands of employees may be paid from a single payroll office. Therefore, for geography purposes, we may publish employee-leasing establishments in the “statewide” category in states where such payroll offices are located, as these establishments service multiple counties.

## **COMPARABILITY WITH OTHER DATA**

### **Earlier County Business Patterns**

The comparability of data with previous County Business Patterns series may be affected by the following definitional changes:

- The change from a “reporting unit” concept to establishment based data in 1974
- The change in definition of “active” establishments in 1983
- The change in industrial classification definitions, the most recent occurring in 1998

A description of previous County Business Patterns publications is provided on the inside back cover.

### **2002 Economic Census**

Definitional and coverage differences may affect the direct comparison of 2002 Economic Census and County Business Patterns data. Definitions of an establishment, employment, and payroll are detailed in the introductory text of each publication.

The 2002 Economic Census generally uses respondent-reported data. The County Business Patterns uses administrative record data for small establishments. Although efforts are made to resolve significant differences in the data, differences are known to exist.

Some large companies report different activities at the same location as separate profit centers. The County Business Patterns program treats each profit center as a separate establishment. The 2002 Economic Census may combine the profit centers into one establishment. This results in establishment count differences.

### **DATA WITHHELD FROM PUBLICATION**

In accordance with U.S. Code, Title 13, Section 9, no data are published that would disclose the operations of an individual employer. However, the number of establishments in an industry classification and the distribution of these establishments by employment-size class are not considered to be disclosures, and so this information may be released even though other information is withheld from publications.



---

## RELIABILITY OF DATA

All data are tabulated from universe files and are not subject to sampling errors. However, the data are subject to nonsampling errors. Nonsampling errors can be attributed to many sources: inability to identify all cases in the universe; definition and classification difficulties; differences in interpretation of questions; errors in recording or coding the data obtained; and estimation of employers who reported too late to be included in the tabulations and for records with missing or misreported data.

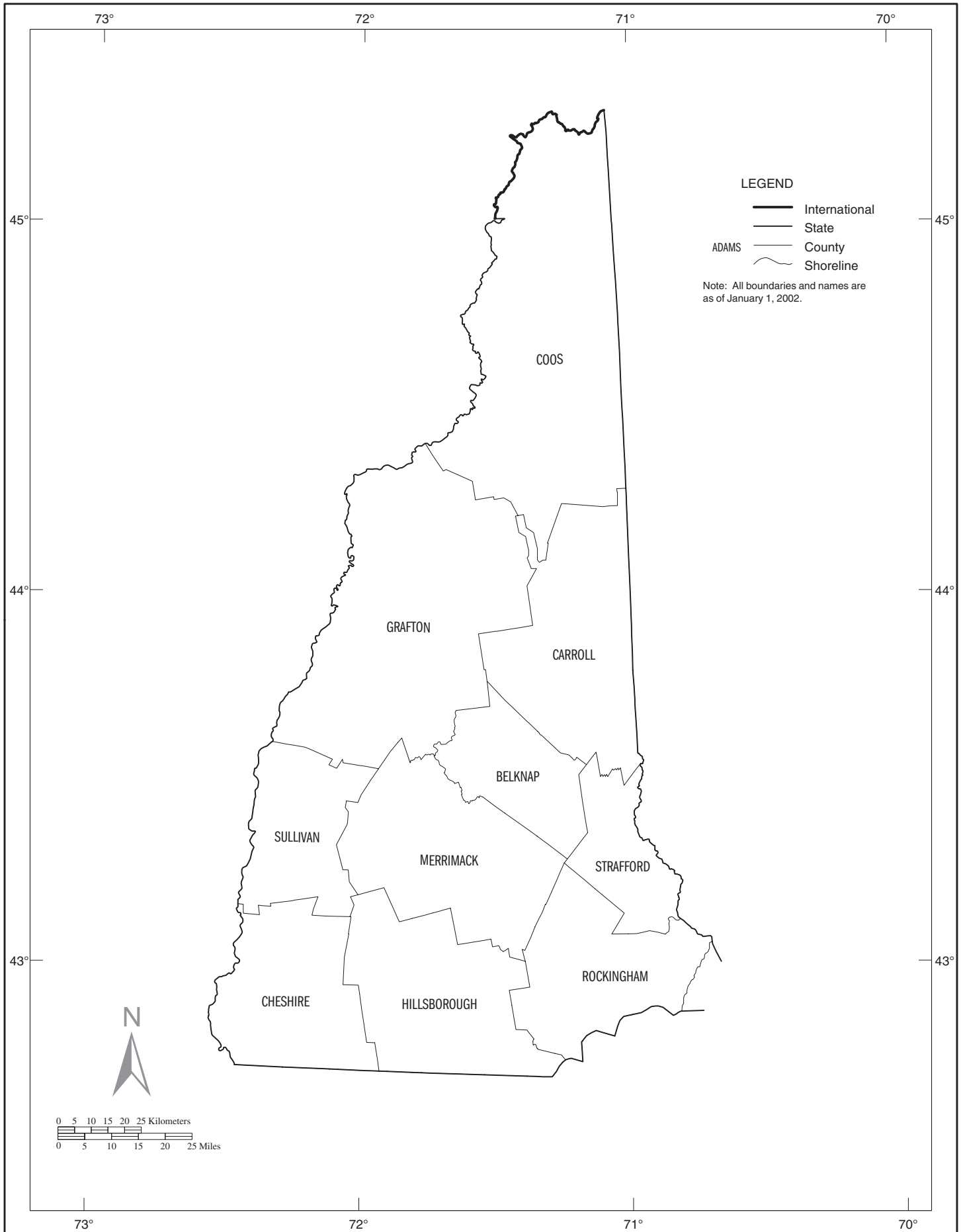
The accuracy of the data is determined by the joint effects of the various nonsampling errors. No direct measurement of these effects has been obtained; however, precautionary steps were taken in all phases of collection, processing, and tabulation to minimize the effects of nonsampling errors.

## ABBREVIATIONS AND SYMBOLS

The following abbreviations and symbols are used in this publication:

–	Represents zero.
A-C, E-M	Entered in place of employment data, represents an employment-size class as defined in the footnote of the tables.
(D)	Withheld to avoid disclosing data for individual companies; data are included in broader industry totals.
n.e.c.	Not elsewhere classified.
NAICS	North American Industry Classification System.

# County Business Patterns--New Hampshire



**Table 1. The State—Establishments, Employees, and Payroll by Major Group: 2002 and 2001**

[Excludes most government employees, railroad employees, and self-employed persons. (D) denotes figures withheld to avoid disclosing data for individual companies; the data are included in broader industry totals. For explanation of terms, abbreviations, and data reliability/comparability, see introductory text]

NAICS code	Major group	2002				2001			
		Number of establishments	Number of employees for week including March 12	Payroll (\$1,000)		Number of establishments	Number of employees for week including March 12	Payroll (\$1,000)	
				First quarter	Annual			First quarter	Annual
	<b>Total .....</b>	<b>37 928</b>	<b>550 725</b>	<b>4 478 005</b>	<b>18 651 759</b>	<b>37 312</b>	<b>556 877</b>	<b>4 545 561</b>	<b>18 494 050</b>
<b>11</b>	<b>Forestry, fishing, hunting, and agriculture support .....</b>	<b>203</b>	<b>995</b>	<b>6 621</b>	<b>29 979</b>	<b>198</b>	<b>857</b>	<b>6 156</b>	<b>24 847</b>
113	Forestry and logging .....	147	(F)	(D)	(D)	152	712	5 387	21 564
114	Fishing, hunting & trapping .....	11	(A)	(D)	(D)	11	(A)	(D)	(D)
115	Agriculture & forestry support activities .....	45	(C)	(D)	(D)	35	(C)	(D)	(D)
<b>21</b>	<b>Mining .....</b>	<b>47</b>	<b>507</b>	<b>4 680</b>	<b>22 376</b>	<b>42</b>	<b>(E)</b>	<b>(D)</b>	<b>(D)</b>
211	Oil & gas extraction .....	2	(A)	(D)	(D)	2	(A)	(D)	(D)
212	Mining (except oil & gas) .....	36	(E)	(D)	(D)	32	(E)	(D)	(D)
213	Mining support activities .....	9	(B)	(D)	(D)	8	(B)	(D)	(D)
<b>22</b>	<b>Utilities .....</b>	<b>100</b>	<b>3 278</b>	<b>53 372</b>	<b>194 479</b>	<b>101</b>	<b>3 383</b>	<b>55 017</b>	<b>200 734</b>
221	Utilities .....	100	3 278	53 372	194 479	101	3 383	55 017	200 734
<b>23</b>	<b>Construction .....</b>	<b>4 364</b>	<b>27 294</b>	<b>264 523</b>	<b>1 213 531</b>	<b>4 144</b>	<b>26 572</b>	<b>243 468</b>	<b>1 141 037</b>
233	Building, developing & general contracting .....	1 348	7 767	76 912	348 881	1 229	7 265	68 366	316 114
234	Heavy construction .....	278	2 760	28 794	155 261	257	4 001	37 450	183 263
235	Special trade contractors .....	2 738	16 767	158 817	709 389	2 658	15 306	137 652	641 660
<b>31-33</b>	<b>Manufacturing .....</b>	<b>2 184</b>	<b>86 981</b>	<b>891 141</b>	<b>3 523 269</b>	<b>2 249</b>	<b>96 262</b>	<b>990 537</b>	<b>3 819 083</b>
311	Food mfg .....	89	2 050	15 553	65 052	74	2 053	16 273	63 325
312	Beverage & tobacco product mfg .....	12	802	7 859	32 839	15	822	8 625	36 257
313	Textile mills .....	27	1 549	14 797	61 001	30	1 712	15 605	69 805
314	Textile product mills .....	50	848	7 395	31 541	46	1 010	8 722	36 548
315	Apparel manufacturing .....	35	704	5 088	24 235	56	(F)	(D)	(D)
316	Leather & allied product mfg .....	17	627	4 876	15 817	21	1 008	8 003	32 694
321	Wood product mfg .....	149	3 102	24 504	105 261	158	3 285	23 705	98 805
322	Paper mfg .....	35	2 333	25 710	95 459	38	2 792	26 216	104 241
323	Printing & related support activities .....	211	4 254	35 274	141 571	209	4 215	36 546	145 893
324	Petroleum & coal products mfg .....	12	160	738	5 574	9	(C)	(D)	(D)
325	Chemical mfg .....	56	1 345	13 797	57 037	57	1 492	15 944	64 773
326	Plastics & rubber products mfg .....	117	5 616	48 579	200 996	116	6 668	57 400	227 636
327	Nonmetallic mineral product mfg .....	80	2 293	22 128	96 899	80	2 249	20 537	92 059
331	Primary metal mfg .....	31	2 569	26 104	105 322	36	3 266	28 750	116 552
332	Fabricated metal product mfg .....	445	11 808	109 220	435 123	441	13 539	125 762	481 497
333	Machinery mfg .....	190	8 574	107 103	424 468	202	9 727	118 216	467 704
334	Computer & electronic product mfg .....	244	23 149	281 921	1 066 002	267	23 648	316 392	1 130 874
335	Electrical equip, appliance & component mfg .....	57	5 460	57 759	210 371	65	7 322	72 438	274 767
336	Transportation equipment mfg .....	32	2 189	21 146	83 127	29	2 275	21 195	84 485
337	Furniture & related product mfg .....	113	1 454	10 712	45 262	108	1 753	11 916	49 414
339	Miscellaneous mfg .....	182	6 095	50 878	220 312	192	6 435	52 545	214 369
<b>42</b>	<b>Wholesale trade .....</b>	<b>2 045</b>	<b>23 023</b>	<b>275 104</b>	<b>1 152 245</b>	<b>2 069</b>	<b>24 227</b>	<b>293 440</b>	<b>1 160 687</b>
421	Wholesale trade, durable goods .....	1 469	14 852	185 313	777 379	1 468	15 451	199 270	780 607
422	Wholesale trade, nondurable goods .....	576	8 171	89 791	374 866	601	8 776	94 170	380 080
<b>44-45</b>	<b>Retail trade .....</b>	<b>6 678</b>	<b>93 979</b>	<b>487 940</b>	<b>2 110 559</b>	<b>6 570</b>	<b>93 210</b>	<b>468 999</b>	<b>2 054 333</b>
441	Motor vehicle & parts dealers .....	815	12 531	107 345	484 903	786	11 842	95 903	455 550
442	Furniture & home furnishing stores .....	413	3 153	18 304	83 828	385	3 091	18 232	81 355
443	Electronics & appliance stores .....	312	2 963	20 464	81 584	323	3 323	23 975	94 653
444	Bldg material & garden equip & supp dealers .....	622	8 060	55 569	250 432	613	7 173	49 772	227 439
445	Food & beverage stores .....	783	20 140	74 710	310 218	783	20 076	71 050	297 526
446	Health & personal care stores .....	363	4 822	21 856	97 030	351	4 294	19 265	87 811
447	Gasoline stations .....	599	4 679	19 695	81 330	584	4 818	18 942	81 168
448	Clothing & clothing accessories stores .....	824	7 735	26 544	113 223	826	7 774	27 697	111 858
451	Sporting goods, hobby, book & music stores .....	511	4 719	18 643	76 013	493	4 616	17 041	71 822
452	General merchandise stores .....	248	14 694	61 694	260 246	259	14 911	59 648	255 019
453	Miscellaneous store retailers .....	839	5 130	19 359	85 978	808	5 157	17 960	81 511
454	Nonstore retailers .....	349	5 353	43 757	185 774	359	6 135	49 514	208 621
<b>48-49</b>	<b>Transportation &amp; warehousing .....</b>	<b>811</b>	<b>14 052</b>	<b>95 576</b>	<b>420 036</b>	<b>797</b>	<b>14 717</b>	<b>97 515</b>	<b>417 977</b>
481	Air transportation .....	30	616	4 138	20 819	29	(F)	(D)	(D)
483	Water transportation .....	5	(A)	(D)	(D)	6	(A)	(D)	(D)
484	Truck transportation .....	450	3 412	25 489	110 646	445	3 652	30 681	123 630
485	Transit & ground passenger transportation .....	120	2 991	12 426	49 355	119	2 948	10 926	44 901
486	Pipeline transportation .....	6	9	429	1 297	6	(A)	(D)	(D)
487	Scenic & sightseeing transportation .....	25	(B)	(D)	(D)	25	(B)	(D)	(D)
488	Transportation support activities .....	92	866	5 966	25 176	85	(F)	(D)	(D)
492	Couriers & messengers .....	61	(I)	(D)	(D)	57	(I)	(D)	(D)
493	Warehousing & storage .....	22	(E)	(D)	(D)	25	(E)	(D)	(D)
<b>51</b>	<b>Information .....</b>	<b>773</b>	<b>14 455</b>	<b>181 325</b>	<b>694 838</b>	<b>778</b>	<b>15 333</b>	<b>239 300</b>	<b>823 485</b>
511	Publishing industries .....	268	7 272	101 222	390 733	271	8 552	153 123	499 913
512	Motion picture & sound recording industries .....	79	(F)	(D)	(D)	80	687	3 174	16 090
513	Broadcasting & telecommunications .....	293	5 439	62 657	236 061	296	4 905	61 564	235 660
514	Information & data processing services .....	133	(G)	(D)	(D)	131	1 189	21 439	71 822
<b>52</b>	<b>Finance &amp; insurance .....</b>	<b>1 767</b>	<b>26 416</b>	<b>348 257</b>	<b>1 361 826</b>	<b>1 685</b>	<b>23 637</b>	<b>286 345</b>	<b>1 108 753</b>
521	Monetary authorities - central bank .....	-	-	-	-	1	(A)	(D)	(D)
522	Credit intermediation & related activities .....	696	9 115	85 448	346 978	634	8 042	70 299	299 737
523	Security, commodity contracts & like activity .....	347	2 508	45 299	171 282	307	(G)	(D)	(D)
524	Insurance carriers & related activities .....	720	14 756	217 122	841 941	739	13 054	169 539	632 450
525	Funds, trusts, & other financial vehicles (part) .....	4	37	388	1 625	4	(B)	(D)	(D)
<b>53</b>	<b>Real estate &amp; rental &amp; leasing .....</b>	<b>1 500</b>	<b>7 739</b>	<b>52 133</b>	<b>243 841</b>	<b>1 446</b>	<b>7 548</b>	<b>47 952</b>	<b>224 281</b>
531	Real estate .....	1 162	4 830	34 508	163 823	1 083	(H)	(D)	(D)
532	Rental & leasing services .....	333	(H)	(D)	(D)	358	(H)	(D)	(D)
533	Lessors of other nonfinancial intangible asset .....	5	(A)	(D)	(D)	5	(A)	(D)	(D)

See footnotes at end of table.

**Table 1. The State—Establishments, Employees, and Payroll by Major Group: 2002 and 2001—Con.**

[Excludes most government employees, railroad employees, and self-employed persons. (D) denotes figures withheld to avoid disclosing data for individual companies; the data are included in broader industry totals. For explanation of terms, abbreviations, and data reliability/comparability, see introductory text]

NAICS code	Major group	2002				2001			
		Number of establishments	Number of employees for week including March 12	Payroll (\$1,000)		Number of establishments	Number of employees for week including March 12	Payroll (\$1,000)	
				First quarter	Annual			First quarter	Annual
<b>54</b>	<b>Professional, scientific &amp; technical services</b> .....	<b>4 008</b>	<b>26 016</b>	<b>300 042</b>	<b>1 269 446</b>	<b>3 779</b>	<b>26 701</b>	<b>312 339</b>	<b>1 338 803</b>
541	Professional, scientific & technical services .....	4 008	26 016	300 042	1 269 446	3 779	26 701	312 339	1 338 803
<b>55</b>	<b>Management of companies &amp; enterprises</b> .....	<b>198</b>	<b>7 466</b>	<b>189 897</b>	<b>739 061</b>	<b>205</b>	<b>7 685</b>	<b>250 200</b>	<b>911 752</b>
551	Management of companies & enterprises .....	198	7 466	189 897	739 061	205	7 685	250 200	911 752
<b>56</b>	<b>Admin, support, waste mgt, remediation services</b> .....	<b>1 867</b>	<b>37 500</b>	<b>270 827</b>	<b>1 142 968</b>	<b>1 948</b>	<b>41 320</b>	<b>269 236</b>	<b>1 079 160</b>
561	Administrative & support services .....	1 732	35 924	254 117	1 078 624	1 824	39 962	256 605	1 023 178
562	Waste management & remediation services .....	135	1 576	16 710	64 344	124	1 358	12 631	55 982
<b>61</b>	<b>Educational services</b> .....	<b>531</b>	<b>24 303</b>	<b>146 068</b>	<b>634 908</b>	<b>499</b>	<b>23 227</b>	<b>132 317</b>	<b>543 485</b>
611	Educational services .....	531	24 303	146 068	634 908	499	23 227	132 317	543 485
<b>62</b>	<b>Health care and social assistance</b> .....	<b>3 241</b>	<b>74 732</b>	<b>584 858</b>	<b>2 460 328</b>	<b>3 176</b>	<b>70 316</b>	<b>530 374</b>	<b>2 236 290</b>
621	Ambulatory health care services .....	1 981	23 932	243 754	1 065 318	1 926	22 998	218 647	975 094
622	Hospitals .....	40	25 568	222 606	902 188	41	23 116	197 508	781 991
623	Nursing & residential care facilities .....	274	11 871	64 865	268 674	276	11 449	61 869	254 872
624	Social assistance .....	946	13 361	53 633	224 148	933	12 753	52 350	224 333
<b>71</b>	<b>Arts, entertainment &amp; recreation</b> .....	<b>677</b>	<b>9 025</b>	<b>32 339</b>	<b>180 700</b>	<b>663</b>	<b>9 129</b>	<b>31 437</b>	<b>155 877</b>
711	Performing arts, spectator sports & related industries .....	151	1 194	6 018	42 308	145	1 157	5 566	31 623
712	Museums, historical sites & like institutions .....	63	426	1 779	8 933	57	356	1 602	7 901
713	Amusement, gambling & recreation industries .....	463	7 405	24 542	129 459	461	7 616	24 269	116 353
<b>72</b>	<b>Accommodation &amp; food services</b> .....	<b>3 142</b>	<b>48 345</b>	<b>152 349</b>	<b>672 275</b>	<b>3 062</b>	<b>47 926</b>	<b>147 490</b>	<b>656 091</b>
721	Accommodation .....	569	9 166	38 100	164 824	586	9 335	37 196	158 168
722	Food services & drinking places .....	2 573	39 179	114 249	507 451	2 476	38 591	110 294	497 923
<b>81</b>	<b>Other services (except public administration)</b> .....	<b>3 633</b>	<b>22 489</b>	<b>119 328</b>	<b>495 775</b>	<b>3 519</b>	<b>22 073</b>	<b>115 659</b>	<b>485 516</b>
811	Repair & maintenance .....	1 233	6 123	47 436	192 834	1 216	6 165	47 548	198 758
812	Personal & laundry services .....	1 045	6 789	29 240	125 547	1 020	6 738	29 167	123 579
813	Religious, grantmaking, civic, prof & like organizations .....	1 355	9 577	42 652	177 394	1 283	9 170	38 944	163 179
<b>95</b>	<b>Auxiliaries (exc corporate, subsidiary &amp; regional mgt)</b> .....	<b>55</b>	<b>2 067</b>	<b>21 306</b>	<b>86 640</b>	<b>48</b>	<b>1 973</b>	<b>21 605</b>	<b>81 132</b>
<b>99</b>	<b>Unclassified establishments</b> .....	<b>104</b>	<b>63</b>	<b>319</b>	<b>2 679</b>	<b>334</b>	<b>(E)</b>	<b>(D)</b>	<b>(D)</b>

Note: Employment-size classes are indicated as follows: A—0 to 19; B—20 to 99; C—100 to 249; E—250 to 499; F—500 to 999; G—1,000 to 2,499; H—2,500 to 4,999; I—5,000 to 9,999; J—10,000 to 24,999; K—25,000 to 49,999; L—50,000 to 99,999; M—100,000 or more.

**Table 2. The State—Employees, Payroll, and Establishments by Industry: 2002**

[Excludes most government employees, railroad employees, and self-employed persons. Size class 1 to 4 includes establishments with payroll, but no employees, during mid-March pay period. (D) denotes figures withheld to avoid disclosing data for individual companies; the data are included in broader industry totals. For explanation of terms, abbreviations, and data reliability/comparability, see introductory text]

NAICS code	Industry	Number of employees for week including March 12	Payroll (\$1,000)		Total number of establishments	Number of establishments by employment-size class								
			First quarter	Annual		1 to 4	5 to 9	10 to 19	20 to 49	50 to 99	100 to 249	250 to 499	500 to 999	1,000 or more
	<b>Total</b> .....	<b>550 725</b>	<b>4 478 005</b>	<b>18 651 759</b>	<b>37 928</b>	<b>20 450</b>	<b>7 541</b>	<b>4 824</b>	<b>3 310</b>	<b>1 020</b>	<b>563</b>	<b>148</b>	<b>48</b>	<b>24</b>
<b>11</b>	<b>Forestry, fishing, hunting, and agriculture support</b> .....	<b>995</b>	<b>6 621</b>	<b>29 979</b>	<b>203</b>	<b>139</b>	<b>43</b>	<b>10</b>	<b>10</b>	<b>1</b>	—	—	—	—
113	Forestry and logging .....	(F)	(D)	(D)	147	96	34	7	9	1	—	—	—	—
1131	Timber tract operations .....	(C)	(D)	(D)	11	7	2	—	1	1	—	—	—	—
11311	Timber tract operations .....	(C)	(D)	(D)	11	7	2	—	1	1	—	—	—	—
113110	Timber tract operations .....	(C)	(D)	(D)	11	7	2	—	1	1	—	—	—	—
1132	Forest nurseries & gathering forest products .....	(B)	(D)	(D)	2	1	—	—	1	—	—	—	—	—
11321	Forest nurseries & gathering forest products .....	(B)	(D)	(D)	2	1	—	—	1	—	—	—	—	—
113210	Forest nurseries & gathering forest products .....	(B)	(D)	(D)	2	1	—	—	1	—	—	—	—	—
1133	Logging .....	(F)	(D)	(D)	134	88	32	7	7	—	—	—	—	—
11331	Logging .....	(F)	(D)	(D)	134	88	32	7	7	—	—	—	—	—
113310	Logging .....	(F)	(D)	(D)	134	88	32	7	7	—	—	—	—	—
114	Fishing, hunting & trapping .....	(A)	(D)	(D)	11	10	1	—	—	—	—	—	—	—
1141	Fishing .....	(A)	(D)	(D)	8	8	—	—	—	—	—	—	—	—
11411	Fishing .....	(A)	(D)	(D)	8	8	—	—	—	—	—	—	—	—
114111	Finfish fishing .....	(A)	(D)	(D)	4	4	—	—	—	—	—	—	—	—
114112	Shellfish fishing .....	(A)	(D)	(D)	4	4	—	—	—	—	—	—	—	—
1142	Hunting & trapping .....	(A)	(D)	(D)	3	2	1	—	—	—	—	—	—	—
11421	Hunting & trapping .....	(A)	(D)	(D)	3	2	1	—	—	—	—	—	—	—
114210	Hunting & trapping .....	(A)	(D)	(D)	3	2	1	—	—	—	—	—	—	—
115	Agriculture & forestry support activities .....	(C)	(D)	(D)	45	33	8	3	1	—	—	—	—	—
1151	Crop production support activities .....	(B)	(D)	(D)	6	3	1	1	1	—	—	—	—	—
11511	Crop production support activities .....	(B)	(D)	(D)	6	3	1	1	1	—	—	—	—	—
115112	Soil preparation, planting, & cultivating .....	(B)	(D)	(D)	4	2	1	—	1	—	—	—	—	—
115114	Postharvest crop activities (exc ginning) .....	(A)	(D)	(D)	1	1	—	—	—	—	—	—	—	—
115116	Farm management services .....	(A)	(D)	(D)	1	—	—	1	—	—	—	—	—	—
1152	Animal production support activities .....	(B)	(D)	(D)	20	15	5	—	—	—	—	—	—	—
11521	Animal production support activities .....	(B)	(D)	(D)	20	15	5	—	—	—	—	—	—	—
115210	Animal production support activities .....	(B)	(D)	(D)	20	15	5	—	—	—	—	—	—	—
1153	Forestry support activities .....	74	451	2 146	19	15	2	2	—	—	—	—	—	—
11531	Forestry support activities .....	74	451	2 146	19	15	2	2	—	—	—	—	—	—
115310	Forestry support activities .....	74	451	2 146	19	15	2	2	—	—	—	—	—	—
<b>21</b>	<b>Mining</b> .....	<b>507</b>	<b>4 680</b>	<b>22 376</b>	<b>47</b>	<b>31</b>	<b>6</b>	<b>3</b>	<b>5</b>	<b>1</b>	<b>1</b>	—	—	—
211	Oil & gas extraction .....	(A)	(D)	(D)	2	1	1	—	—	—	—	—	—	—
2111	Oil & gas extraction .....	(A)	(D)	(D)	2	1	1	—	—	—	—	—	—	—
21111	Oil & gas extraction .....	(A)	(D)	(D)	2	1	1	—	—	—	—	—	—	—
211111	Crude petroleum & natural gas extraction .....	(A)	(D)	(D)	2	1	1	—	—	—	—	—	—	—
212	Mining (except oil & gas) .....	(E)	(D)	(D)	36	24	3	3	4	1	1	—	—	—
2123	Nonmetallic mineral mining & quarrying .....	(E)	(D)	(D)	36	24	3	3	4	1	1	—	—	—
21231	Stone mining & quarrying .....	(B)	(D)	(D)	8	6	1	—	1	—	—	—	—	—
212311	Dimension stone mining & quarrying .....	(A)	(D)	(D)	3	3	—	—	—	—	—	—	—	—
212312	Crushed & broken limestone mining & quarrying .....	(B)	(D)	(D)	3	2	—	—	1	—	—	—	—	—
212319	Other crushed & broken stone mining & quarrying .....	(A)	(D)	(D)	2	1	1	—	—	—	—	—	—	—
21232	Sand, gravel, clay, refractory minerals mining .....	387	3 635	15 890	27	18	1	3	3	1	1	—	—	—
212321	Construction sand & gravel mining .....	387	3 635	15 890	27	18	1	3	3	1	1	—	—	—
21239	Other nonmetallic mineral mining & quarrying .....	(A)	(D)	(D)	1	—	1	—	—	—	—	—	—	—
212393	Other chemical & fertilizer mineral mining .....	(A)	(D)	(D)	1	—	1	—	—	—	—	—	—	—
213	Mining support activities .....	(B)	(D)	(D)	9	6	2	—	1	—	—	—	—	—
2131	Mining support activities .....	(B)	(D)	(D)	9	6	2	—	1	—	—	—	—	—
21311	Mining support activities .....	(B)	(D)	(D)	9	6	2	—	1	—	—	—	—	—
213111	Drilling oil & gas wells .....	(A)	(D)	(D)	4	3	1	—	—	—	—	—	—	—
213112	Oil & gas operations support activities .....	(A)	(D)	(D)	1	1	—	—	—	—	—	—	—	—
213113	Support activities for coal mining .....	(A)	(D)	(D)	1	—	1	—	—	—	—	—	—	—
213114	Support activities for metal mining .....	(A)	(D)	(D)	2	2	—	—	—	—	—	—	—	—
213115	Nonmetallic minerals support activity (exc fuels) .....	(B)	(D)	(D)	1	—	—	—	1	—	—	—	—	—
<b>22</b>	<b>Utilities</b> .....	<b>3 278</b>	<b>53 372</b>	<b>194 479</b>	<b>100</b>	<b>34</b>	<b>11</b>	<b>16</b>	<b>24</b>	<b>9</b>	<b>5</b>	—	<b>1</b>	—
221	Utilities .....	3 278	53 372	194 479	100	34	11	16	24	9	5	—	1	—
2211	Elec pwr generation, transmn & distribution .....	2 887	48 154	173 917	73	20	9	12	19	7	5	—	1	—
22111	Electric power generation .....	1 453	26 203	95 333	26	11	—	4	7	1	2	—	1	—
221111	Hydroelectric power generation .....	(B)	(D)	(D)	11	9	—	2	—	—	—	—	—	—
221112	Fossil fuel electric power generation .....	(E)	(D)	(D)	7	1	—	—	3	1	2	—	—	—
221113	Nuclear electric power generation .....	(F)	(D)	(D)	1	—	—	—	—	—	—	—	—	—
221119	Other electric power generation .....	(C)	(D)	(D)	7	1	—	2	4	—	—	—	—	—
22112	Electric pwr transmn, control & distribution .....	1 434	21 951	78 584	47	9	9	8	12	6	3	—	—	—
221122	Electric power distribution .....	1 434	21 951	78 584	47	9	9	8	12	6	3	—	—	—
2212	Natural gas distribution .....	(C)	(D)	(D)	11	3	—	2	5	1	—	—	—	—
22121	Natural gas distribution .....	(C)	(D)	(D)	11	3	—	2	5	1	—	—	—	—
221210	Natural gas distribution .....	(C)	(D)	(D)	11	3	—	2	5	1	—	—	—	—

See footnotes at end of table.

**Table 2. The State—Employees, Payroll, and Establishments by Industry: 2002—Con.**

[Excludes most government employees, railroad employees, and self-employed persons. Size class 1 to 4 includes establishments with payroll, but no employees, during mid-March pay period. (D) denotes figures withheld to avoid disclosing data for individual companies; the data are included in broader industry totals. For explanation of terms, abbreviations, and data reliability/comparability, see introductory text]

NAICS code	Industry	Number of employees for week including March 12	Payroll (\$1,000)		Total number of establishments	Number of establishments by employment-size class										
			First quarter	Annual		1 to 4	5 to 9	10 to 19	20 to 49	50 to 99	100 to 249	250 to 499	500 to 999	1,000 or more		
<b>22</b>	<b>Utilities—Con.</b>															
221	Utilities—Con.															
2213	Water, sewage & other systems .....	(C)	(D)	(D)	16	11	2	2	—	1	—	—	—	—	—	—
22131	Water supply & irrigation systems .....	(C)	(D)	(D)	12	9	1	1	—	1	—	—	—	—	—	—
221310	Water supply & irrigation systems .....	(C)	(D)	(D)	12	9	1	1	—	1	—	—	—	—	—	—
22132	Sewage treatment facilities .....	(A)	(D)	(D)	2	1	1	—	—	—	—	—	—	—	—	—
221320	Sewage treatment facilities .....	(A)	(D)	(D)	2	1	1	—	—	—	—	—	—	—	—	—
22133	Steam & air-conditioning supply .....	(A)	(D)	(D)	2	1	—	1	—	—	—	—	—	—	—	—
221330	Steam & air-conditioning supply .....	(A)	(D)	(D)	2	1	—	1	—	—	—	—	—	—	—	—
<b>23</b>	<b>Construction</b>	<b>27 294</b>	<b>264 523</b>	<b>1 213 531</b>	<b>4 364</b>	<b>3 053</b>	<b>686</b>	<b>350</b>	<b>202</b>	<b>55</b>	<b>13</b>	<b>5</b>	—	—	—	—
233	Building, developing & general contracting ....	7 767	76 912	348 881	1 348	969	206	92	58	19	3	1	—	—	—	—
2331	Land subdivision & land development .....	(E)	(D)	(D)	82	59	11	6	6	—	—	—	—	—	—	—
23311	Land subdivision & land development .....	(E)	(D)	(D)	82	59	11	6	6	—	—	—	—	—	—	—
233110	Land subdivision & land development ..	(E)	(D)	(D)	82	59	11	6	6	—	—	—	—	—	—	—
2332	Residential building construction .....	3 998	32 036	161 545	1 068	839	153	52	18	5	1	—	—	—	—	—
23321	Single-family housing construction .....	3 728	29 840	150 085	1 018	805	147	44	16	5	1	—	—	—	—	—
233210	Single-family housing construction .....	3 728	29 840	150 085	1 018	805	147	44	16	5	1	—	—	—	—	—
23322	Multifamily housing construction .....	270	2 196	11 460	50	34	6	8	2	—	—	—	—	—	—	—
233220	Multifamily housing construction .....	270	2 196	11 460	50	34	6	8	2	—	—	—	—	—	—	—
2333	Nonresidential building construction .....	(H)	(D)	(D)	198	71	42	34	34	14	2	1	—	—	—	—
23331	Mfg & industrial building construction .....	(C)	(D)	(D)	10	4	3	1	2	—	—	—	—	—	—	—
233310	Mfg & industrial building construction ...	(C)	(D)	(D)	10	4	3	1	2	—	—	—	—	—	—	—
23332	Commercial & institutional bldg construction .....	3 283	39 912	164 845	188	67	39	33	32	14	2	1	—	—	—	—
233320	Commercial & institutional bldg construction .....	3 283	39 912	164 845	188	67	39	33	32	14	2	1	—	—	—	—
234	Heavy construction .....	2 760	28 794	155 261	278	167	44	38	18	9	1	1	—	—	—	—
2341	Highway, street, bridge & tunnel construction .....	880	9 314	68 548	97	58	10	18	7	4	—	—	—	—	—	—
23411	Highway & street construction .....	(F)	(D)	(D)	91	56	10	15	6	4	—	—	—	—	—	—
234110	Highway & street construction .....	(F)	(D)	(D)	91	56	10	15	6	4	—	—	—	—	—	—
23412	Bridge & tunnel construction .....	(B)	(D)	(D)	6	2	—	3	1	—	—	—	—	—	—	—
234120	Bridge & tunnel construction .....	(B)	(D)	(D)	6	2	—	3	1	—	—	—	—	—	—	—
2349	Other heavy construction .....	1 880	19 480	86 713	181	109	34	20	11	5	1	1	—	—	—	—
23491	Water, sewer & pipeline construction .....	525	6 572	33 868	45	19	13	6	5	2	—	—	—	—	—	—
234910	Water, sewer & pipeline construction ...	525	6 572	33 868	45	19	13	6	5	2	—	—	—	—	—	—
23492	Pwr, communication transmnsn line construction .....	(F)	(D)	(D)	24	10	4	3	4	2	—	1	—	—	—	—
234920	Pwr, communication transmnsn line construction .....	(F)	(D)	(D)	24	10	4	3	4	2	—	1	—	—	—	—
23493	Industrial nonbuilding structure construction .....	(A)	(D)	(D)	1	1	—	—	—	—	—	—	—	—	—	—
234930	Industrial nonbuilding structure construction .....	(A)	(D)	(D)	1	1	—	—	—	—	—	—	—	—	—	—
23499	All other heavy construction .....	(F)	(D)	(D)	111	79	17	11	2	1	1	—	—	—	—	—
234990	All other heavy construction .....	(F)	(D)	(D)	111	79	17	11	2	1	1	—	—	—	—	—
235	Special trade contractors .....	16 767	158 817	709 389	2 738	1 917	436	220	126	27	9	3	—	—	—	—
2351	Plumbing, heating & AC contractor .....	4 177	41 989	176 954	575	383	96	54	31	8	2	1	—	—	—	—
23511	Plumbing, heating & AC contractor .....	4 177	41 989	176 954	575	383	96	54	31	8	2	1	—	—	—	—
235110	Plumbing, heating & AC contractor .....	4 177	41 989	176 954	575	383	96	54	31	8	2	1	—	—	—	—
2352	Painting & wall covering contractors .....	848	5 747	30 493	216	159	35	15	6	1	—	—	—	—	—	—
23521	Painting & wall covering contractors .....	848	5 747	30 493	216	159	35	15	6	1	—	—	—	—	—	—
235210	Painting & wall covering contractors ....	848	5 747	30 493	216	159	35	15	6	1	—	—	—	—	—	—
2353	Electrical contractors .....	2 873	27 862	121 887	448	293	80	45	25	3	2	—	—	—	—	—
23531	Electrical contractors .....	2 873	27 862	121 887	448	293	80	45	25	3	2	—	—	—	—	—
235310	Electrical contractors .....	2 873	27 862	121 887	448	293	80	45	25	3	2	—	—	—	—	—
2354	Masonry, drywall, insulation, tile contractors ..	2 555	27 017	110 629	237	174	21	21	11	6	2	2	—	—	—	—
23541	Masonry & stone contractors .....	567	6 574	21 827	116	94	6	10	3	3	—	—	—	—	—	—
235410	Masonry & stone contractors .....	567	6 574	21 827	116	94	6	10	3	3	—	—	—	—	—	—
23542	Drywall, acoustical & insulation contractors .....	1 933	20 095	86 674	103	65	14	9	8	3	2	2	—	—	—	—
235420	Drywall, acoustical & insulation contractors .....	1 933	20 095	86 674	103	65	14	9	8	3	2	2	—	—	—	—
23543	Tile, marble, terrazzo & mosaic contractors .....	55	348	2 128	18	15	1	2	—	—	—	—	—	—	—	—
235430	Tile, marble, terrazzo & mosaic contractors .....	55	348	2 128	18	15	1	2	—	—	—	—	—	—	—	—
2355	Carpentry & floor contractors .....	1 571	13 924	58 068	401	320	51	16	10	4	—	—	—	—	—	—
23551	Carpentry contractors .....	1 213	10 741	44 225	315	255	39	11	7	3	—	—	—	—	—	—
235510	Carpentry contractors .....	1 213	10 741	44 225	315	255	39	11	7	3	—	—	—	—	—	—
23552	Floor laying & other floor contractors .....	358	3 183	13 843	86	65	12	5	3	1	—	—	—	—	—	—
235520	Floor laying & other floor contractors ...	358	3 183	13 843	86	65	12	5	3	1	—	—	—	—	—	—
2356	Roofing, siding, & sheet metal contractors ..	795	5 405	27 743	129	87	24	9	8	—	1	—	—	—	—	—
23561	Roofing, siding, & sheet metal contractors .....	795	5 405	27 743	129	87	24	9	8	—	1	—	—	—	—	—
235610	Roofing, siding, & sheet metal contractors .....	795	5 405	27 743	129	87	24	9	8	—	1	—	—	—	—	—
2357	Concrete contractors .....	871	8 633	42 927	198	138	39	14	5	2	—	—	—	—	—	—
23571	Concrete contractors .....	871	8 633	42 927	198	138	39	14	5	2	—	—	—	—	—	—
235710	Concrete contractors .....	871	8 633	42 927	198	138	39	14	5	2	—	—	—	—	—	—
2358	Water well drilling contractors .....	284	3 251	14 460	40	20	12	5	3	—	—	—	—	—	—	—
23581	Water well drilling contractors .....	284	3 251	14 460	40	20	12	5	3	—	—	—	—	—	—	—
235810	Water well drilling contractors .....	284	3 251	14 460	40	20	12	5	3	—	—	—	—	—	—	—
2359	Other special trade contractors .....	2 793	24 989	126 228	494	343	78	41	27	3	2	—	—	—	—	—
23591	Structural steel erection contractors .....	305	3 180	13 783	24	10	4	6	3	1	—	—	—	—	—	—
235910	Structural steel erection contractors ....	305	3 180	13 783	24	10	4	6	3	1	—	—	—	—	—	—
23592	Glass & glazing contractors .....	(E)	(D)	(D)	27	13	8	4	1	—	1	—	—	—	—	—
235920	Glass & glazing contractors .....	(E)	(D)	(D)	27	13	8	4	1	—	1	—	—	—	—	—
23593	Excavation contractors .....	1 331	9 878	55 975	300	227	46	12	14	1	—	—	—	—	—	—
235930	Excavation contractors .....	1 331	9 878	55 975	300	227	46	12	14	1	—	—	—	—	—	—

See footnotes at end of table.

**Table 2. The State—Employees, Payroll, and Establishments by Industry: 2002—Con.**

[Excludes most government employees, railroad employees, and self-employed persons. Size class 1 to 4 includes establishments with payroll, but no employees, during mid-March pay period. (D) denotes figures withheld to avoid disclosing data for individual companies; the data are included in broader industry totals. For explanation of terms, abbreviations, and data reliability/comparability, see introductory text]

NAICS code	Industry	Number of employees for week including March 12	Payroll (\$1,000)		Total number of establishments	Number of establishments by employment-size class										
			First quarter	Annual		1 to 4	5 to 9	10 to 19	20 to 49	50 to 99	100 to 249	250 to 499	500 to 999	1,000 or more		
<b>23</b>	<b>Construction—Con.</b>															
235	Special trade contractors—Con.															
2359	Other special trade contractors—Con.															
23594	Wrecking & demolition contractors	(C)	(D)	(D)	11	4	4	2	—	1	—	—	—	—	—	—
235940	Wrecking & demolition contractors	(C)	(D)	(D)	11	4	4	2	—	1	—	—	—	—	—	—
23595	Bldg equip & oth mach installation contractor	(C)	(D)	(D)	11	2	5	2	1	—	1	—	—	—	—	—
235950	Bldg equip & oth mach installation contractor	(C)	(D)	(D)	11	2	5	2	1	—	1	—	—	—	—	—
23599	All other special trade contractors	575	4 722	26 307	121	87	11	15	8	—	—	—	—	—	—	—
235990	All other special trade contractors	575	4 722	26 307	121	87	11	15	8	—	—	—	—	—	—	—
<b>31-33</b>	<b>Manufacturing</b>	<b>86 981</b>	<b>891 141</b>	<b>3 523 269</b>	<b>2 184</b>	<b>814</b>	<b>351</b>	<b>315</b>	<b>349</b>	<b>175</b>	<b>120</b>	<b>40</b>	<b>16</b>	<b>4</b>		
311	Food mfg	2 050	15 553	65 052	89	44	13	10	13	5	3	—	1	—	—	—
3111	Animal food mfg	(B)	(D)	(D)	1	—	—	—	1	—	—	—	—	—	—	—
31111	Animal food mfg	(B)	(D)	(D)	1	—	—	—	1	—	—	—	—	—	—	—
311119	Other animal food mfg	(B)	(D)	(D)	1	—	—	—	1	—	—	—	—	—	—	—
3112	Grain & oilseed milling	(A)	(D)	(D)	1	—	1	—	—	—	—	—	—	—	—	—
31121	Flour milling & malt mfg	(A)	(D)	(D)	1	—	1	—	—	—	—	—	—	—	—	—
311211	Flour milling	(A)	(D)	(D)	1	—	1	—	—	—	—	—	—	—	—	—
3113	Sugar & confectionery product mfg	(C)	(D)	(D)	6	1	2	2	—	1	—	—	—	—	—	—
31133	Confectionery mfg from purchased chocolate	(B)	(D)	(D)	4	—	1	2	—	1	—	—	—	—	—	—
311330	Confectionery mfg from purchased chocolate	(B)	(D)	(D)	4	—	1	2	—	1	—	—	—	—	—	—
31134	Nonchocolate confectionery mfg	(A)	(D)	(D)	2	1	1	—	—	—	—	—	—	—	—	—
311340	Nonchocolate confectionery mfg	(A)	(D)	(D)	2	1	1	—	—	—	—	—	—	—	—	—
3114	Fruit & veg preserving & specialty food mfg	126	941	4 101	6	4	—	—	1	1	—	—	—	—	—	—
31141	Frozen food mfg	(C)	(D)	(D)	3	1	—	—	1	1	—	—	—	—	—	—
311411	Frozen fruit, juice & vegetable mfg	(A)	(D)	(D)	1	1	—	—	—	—	—	—	—	—	—	—
311412	Frozen specialty food mfg	(C)	(D)	(D)	2	—	—	—	1	1	—	—	—	—	—	—
31142	Fruit & veg canning, pickling & drying	(A)	(D)	(D)	3	3	—	—	—	—	—	—	—	—	—	—
311421	Fruit & vegetable canning	(A)	(D)	(D)	2	2	—	—	—	—	—	—	—	—	—	—
311423	Dried & dehydrated food mfg	(A)	(D)	(D)	1	1	—	—	—	—	—	—	—	—	—	—
3115	Dairy product mfg	(E)	(D)	(D)	8	3	3	—	—	1	1	—	—	—	—	—
31151	Dairy product (exc frozen) mfg	(E)	(D)	(D)	7	2	3	—	—	1	1	—	—	—	—	—
311511	Fluid milk mfg	(E)	(D)	(D)	5	—	3	—	—	1	1	—	—	—	—	—
311513	Cheese mfg	(A)	(D)	(D)	2	2	—	—	—	—	—	—	—	—	—	—
31152	Ice cream & frozen dessert mfg	(A)	(D)	(D)	1	1	—	—	—	—	—	—	—	—	—	—
311520	Ice cream & frozen dessert mfg	(A)	(D)	(D)	1	1	—	—	—	—	—	—	—	—	—	—
3116	Animal slaughtering & processing	(F)	(D)	(D)	3	1	—	—	1	—	—	—	—	—	1	—
31161	Animal slaughtering & processing	(F)	(D)	(D)	3	1	—	—	1	—	—	—	—	—	1	—
311612	Meat processed from carcasses	(F)	(D)	(D)	3	1	—	—	1	—	—	—	—	—	1	—
3117	Seafood product preparation & packaging	368	3 620	13 452	9	3	1	1	1	2	1	—	—	—	—	—
31171	Seafood product preparation & packaging	368	3 620	13 452	9	3	1	1	1	2	1	—	—	—	—	—
311711	Seafood canning	(A)	(D)	(D)	2	1	—	—	1	—	—	—	—	—	—	—
311712	Fresh & frozen seafood processing	(E)	(D)	(D)	7	2	1	—	1	2	1	—	—	—	—	—
3118	Bakeries & tortilla mfg	431	1 815	8 061	45	26	5	7	6	—	1	—	—	—	—	—
31181	Bread & bakery product mfg	(E)	(D)	(D)	39	22	4	7	5	—	1	—	—	—	—	—
311811	Retail bakeries	(C)	(D)	(D)	29	16	4	6	3	—	—	—	—	—	—	—
311812	Commercial bakeries	(C)	(D)	(D)	9	5	—	1	2	—	1	—	—	—	—	—
311813	Frozen cakes, pies & other pastries mfg	(A)	(D)	(D)	1	1	—	—	—	—	—	—	—	—	—	—
31182	Cookie, cracker & pasta mfg	(B)	(D)	(D)	6	4	1	—	1	—	—	—	—	—	—	—
311821	Cookie & cracker mfg	(A)	(D)	(D)	3	2	1	—	—	—	—	—	—	—	—	—
311822	Flour mixes & dough mfg from purchased flour	(B)	(D)	(D)	2	1	—	—	1	—	—	—	—	—	—	—
311823	Dry pasta mfg	(A)	(D)	(D)	1	1	—	—	—	—	—	—	—	—	—	—
3119	Other food mfg	(C)	(D)	(D)	10	6	1	—	3	—	—	—	—	—	—	—
31191	Snack food mfg	(A)	(D)	(D)	1	1	—	—	—	—	—	—	—	—	—	—
311919	Other snack food mfg	(A)	(D)	(D)	1	1	—	—	—	—	—	—	—	—	—	—
31192	Coffee & tea mfg	(B)	(D)	(D)	4	3	—	—	1	—	—	—	—	—	—	—
311920	Coffee & tea mfg	(B)	(D)	(D)	4	3	—	—	1	—	—	—	—	—	—	—
31194	Seasoning & dressing mfg	(B)	(D)	(D)	1	—	—	—	1	—	—	—	—	—	—	—
311941	Mayonnaise, dressing & oth prepared sauce mfg	(B)	(D)	(D)	1	—	—	—	1	—	—	—	—	—	—	—
31199	All other food mfg	(B)	(D)	(D)	4	2	1	—	1	—	—	—	—	—	—	—
311991	Perishable prepared food mfg	(B)	(D)	(D)	1	—	1	—	—	—	—	—	—	—	—	—
311999	All other miscellaneous food mfg	(B)	(D)	(D)	3	2	—	—	1	—	—	—	—	—	—	—
312	Beverage & tobacco product mfg	802	7 859	32 839	12	4	—	3	1	2	1	—	—	1	—	—
3121	Beverage mfg	802	7 859	32 839	12	4	—	3	1	2	1	—	—	1	—	—
31211	Soft drink & ice mfg	(C)	(D)	(D)	6	1	—	—	2	1	1	—	—	1	—	—
312111	Soft drink mfg	(C)	(D)	(D)	2	—	—	—	—	1	1	—	—	—	—	—
312112	Bottled water mfg	(B)	(D)	(D)	2	1	—	—	1	—	—	—	—	—	—	—
312113	Ice mfg	(B)	(D)	(D)	2	—	—	—	—	—	—	—	—	—	—	—
31212	Breweries	(F)	(D)	(D)	4	1	—	1	—	1	—	—	—	—	1	—
312120	Breweries	(F)	(D)	(D)	4	1	—	1	—	1	—	—	—	—	1	—
31213	Wineries	(A)	(D)	(D)	1	—	—	—	—	—	—	—	—	—	—	—
312130	Wineries	(A)	(D)	(D)	1	—	—	—	—	—	—	—	—	—	—	—
31214	Distilleries	(A)	(D)	(D)	1	1	—	—	—	—	—	—	—	—	—	—
312140	Distilleries	(A)	(D)	(D)	1	1	—	—	—	—	—	—	—	—	—	—
313	Textile mills	1 549	14 797	61 001	27	9	1	3	6	5	2	—	—	1	—	—
3131	Fiber, yarn & thread mills	(A)	(D)	(D)	3	2	1	—	—	—	—	—	—	—	—	—
31311	Fiber, yarn & thread mills	(A)	(D)	(D)	3	2	1	—	—	—	—	—	—	—	—	—
313113	Thread mills	(A)	(D)	(D)	3	2	1	—	—	—	—	—	—	—	—	—
3132	Fabric mills	1 428	13 963	56 005	18	5	—	1	5	4	2	—	—	1	—	—
31321	Broadwoven fabric mills	556	4 712	18 057	9	2	—	—	3	3	1	—	—	—	—	—
313210	Broadwoven fabric mills	556	4 712	18 057	9	2	—	—	3	3	1	—	—	—	—	—
31322	Narrow fabric mills & schiffli mach embroidery	(F)	(D)	(D)	4	1	—	—	—	1	1	—	—	—	1	—
313221	Narrow fabric mills	(F)	(D)	(D)	4	1	—	—	—	1	1	—	—	—	1	—
31323	Nonwoven fabric mills	(B)	(D)	(D)	2	1	—	—	—	—	—	—	—	—	—	—
313230	Nonwoven fabric mills	(B)	(D)	(D)	2	1	—	—	—	—	—	—	—	—	—	—

See footnotes at end of table.

**Table 2. The State—Employees, Payroll, and Establishments by Industry: 2002—Con.**

[Excludes most government employees, railroad employees, and self-employed persons. Size class 1 to 4 includes establishments with payroll, but no employees, during mid-March pay period. (D) denotes figures withheld to avoid disclosing data for individual companies; the data are included in broader industry totals. For explanation of terms, abbreviations, and data reliability/comparability, see introductory text]

NAICS code	Industry	Number of employees for week including March 12	Payroll (\$1,000)		Total number of establishments	Number of establishments by employment-size class								
			First quarter	Annual		1 to 4	5 to 9	10 to 19	20 to 49	50 to 99	100 to 249	250 to 499	500 to 999	1,000 or more
<b>31-33</b>	<b>Manufacturing—Con.</b>													
313	Textile mills—Con.													
3132	Fabric mills—Con.													
31324	Knit fabric mills .....	(B)	(D)	(D)	3	1	—	1	1	—	—	—	—	—
313241	Weft knit fabric mills .....	(A)	(D)	(D)	1	1	—	—	—	—	—	—	—	—
313249	Other knit fabric & lace mills .....	(B)	(D)	(D)	2	—	—	1	1	—	—	—	—	—
3133	Textile, fabric finishing, fabric coating mills ..	(C)	(D)	(D)	6	2	—	2	1	1	—	—	—	—
31331	Textile & fabric finishing mills .....	(B)	(D)	(D)	4	2	—	2	—	—	—	—	—	—
313311	Broadwoven fabric finishing mills .....	(B)	(D)	(D)	3	1	—	2	—	—	—	—	—	—
313312	Textile, fabric finishing (exc broadwoven) mills .....	(A)	(D)	(D)	1	1	—	—	—	—	—	—	—	—
31332	Fabric coating mills .....	(B)	(D)	(D)	2	—	—	—	1	1	—	—	—	—
313320	Fabric coating mills .....	(B)	(D)	(D)	2	—	—	—	1	1	—	—	—	—
314	Textile product mills .....	848	7 395	31 541	50	34	4	3	5	3	—	1	—	—
3141	Textile furnishings mills .....	270	1 785	6 296	20	14	1	2	—	3	—	—	—	—
31411	Carpet & rug mills .....	(B)	(D)	(D)	2	1	—	—	—	1	—	—	—	—
314110	Carpet & rug mills .....	(B)	(D)	(D)	2	1	—	—	—	1	—	—	—	—
31412	Curtain & linen mills .....	(C)	(D)	(D)	18	13	1	2	—	2	—	—	—	—
314121	Curtain & drapery mills .....	(B)	(D)	(D)	12	10	—	2	—	—	—	—	—	—
314129	Other household textile product mills ...	(C)	(D)	(D)	6	3	1	—	—	2	—	—	—	—
3149	Other textile product mills .....	578	5 610	25 245	30	20	3	1	5	—	—	1	—	—
31491	Textile bag & canvas mills .....	(C)	(D)	(D)	19	12	2	1	4	—	—	—	—	—
314911	Textile bag mills .....	(B)	(D)	(D)	3	1	—	—	2	—	—	—	—	—
314912	Canvas & related product mills .....	(C)	(D)	(D)	16	11	2	1	2	—	—	—	—	—
31499	All other textile product mills .....	(E)	(D)	(D)	11	8	1	—	1	—	—	1	—	—
314999	All other miscellaneous textile product mills .....	(E)	(D)	(D)	11	8	1	—	1	—	—	1	—	—
315	Apparel manufacturing .....	704	5 088	24 235	35	13	8	7	4	2	—	1	—	—
3151	Apparel knitting mills .....	(B)	(D)	(D)	3	1	1	—	—	1	—	—	—	—
31511	Hosiery & sock mills .....	(A)	(D)	(D)	1	—	1	—	—	—	—	—	—	—
315111	Sheer hosiery mills .....	(A)	(D)	(D)	1	—	1	—	—	—	—	—	—	—
31519	Other apparel knitting mills .....	(A)	(D)	(D)	2	1	—	—	—	1	—	—	—	—
315191	Outerwear knitting mills .....	(A)	(D)	(D)	1	1	—	—	—	—	—	—	—	—
315192	Underwear & nightwear knitting mills ...	(B)	(D)	(D)	1	—	—	—	—	1	—	—	—	—
3152	Cut & sew apparel mfg .....	(F)	(D)	(D)	27	11	5	5	4	1	—	1	—	—
31521	Cut & sew apparel contractors .....	(B)	(D)	(D)	16	9	4	2	1	—	—	—	—	—
315211	Men's, boys' cut & sew apparel contractors .....	(A)	(D)	(D)	4	2	1	1	—	—	—	—	—	—
315212	Women's, girls', infants, cut, sew apparel contr .....	(B)	(D)	(D)	12	7	3	1	1	—	—	—	—	—
31522	Men's, boys' cut & sew apparel mfg .....	430	3 254	16 374	6	1	1	1	1	1	—	1	—	—
315221	Men's, boys' cut & sew underwear, nightwear mfg .....	(B)	(D)	(D)	1	—	—	—	—	1	—	—	—	—
315222	Men's, boys' cut & sew suit, coat, overcoat mfg .....	(A)	(D)	(D)	1	1	—	—	—	—	—	—	—	—
315223	Men's, boys' cut & sew shirt (exc work) mfg .....	(B)	(D)	(D)	1	—	—	—	1	—	—	—	—	—
315225	Men's, boys' cut & sew work clothing mfg .....	(E)	(D)	(D)	1	—	—	—	—	—	—	1	—	—
315228	Men's, boys' cut & sew oth outerwear mfg .....	(A)	(D)	(D)	2	—	1	1	—	—	—	—	—	—
31523	Women's, girls' cut & sew apparel mfg ....	(B)	(D)	(D)	4	1	—	1	2	—	—	—	—	—
315233	Women's, girls' cut & sew dress mfg ...	(A)	(D)	(D)	1	1	—	—	—	—	—	—	—	—
315239	Women's, girls' cut & sew other outerwear mfg .....	(B)	(D)	(D)	3	—	—	1	2	—	—	—	—	—
31529	Other cut & sew apparel mfg .....	(A)	(D)	(D)	1	—	—	1	—	—	—	—	—	—
315292	Fur & leather apparel mfg .....	(A)	(D)	(D)	1	—	—	1	—	—	—	—	—	—
3159	Apparel accessories & other apparel mfg ...	(B)	(D)	(D)	5	1	2	2	—	—	—	—	—	—
31599	Apparel accessories & other apparel mfg ...	(B)	(D)	(D)	5	1	2	2	—	—	—	—	—	—
315991	Hat, cap & millinery mfg .....	(B)	(D)	(D)	3	1	—	2	—	—	—	—	—	—
315993	Men's & boys' neckwear mfg .....	(A)	(D)	(D)	1	—	1	—	—	—	—	—	—	—
315999	Other apparel accessories & other apparel mfg .....	(A)	(D)	(D)	1	—	1	—	—	—	—	—	—	—
316	Leather & allied product mfg .....	627	4 876	15 817	17	6	1	1	5	2	2	—	—	—
3161	Leather & hide tanning & finishing .....	177	2 116	4 798	4	1	—	—	1	2	—	—	—	—
31611	Leather & hide tanning & finishing .....	177	2 116	4 798	4	1	—	—	1	2	—	—	—	—
316110	Leather & hide tanning & finishing .....	177	2 116	4 798	4	1	—	—	1	2	—	—	—	—
3162	Footwear mfg .....	357	2 132	8 097	6	2	—	—	2	—	2	—	—	—
31621	Footwear mfg .....	357	2 132	8 097	6	2	—	—	2	—	2	—	—	—
316211	Rubber & plastics footwear mfg .....	(E)	(D)	(D)	5	1	—	—	2	—	2	—	—	—
316219	Other footwear mfg .....	(A)	(D)	(D)	1	1	—	—	—	—	—	—	—	—
3169	Other leather & allied product mfg .....	93	628	2 922	7	3	1	1	2	—	—	—	—	—
31699	Other leather & allied product mfg .....	93	628	2 922	7	3	1	1	2	—	—	—	—	—
316991	Luggage mfg .....	(B)	(D)	(D)	1	—	—	—	1	—	—	—	—	—
316993	Personal leather good (exc purse) mfg ...	(A)	(D)	(D)	2	1	1	—	—	—	—	—	—	—
316999	All other leather good mfg .....	(B)	(D)	(D)	4	2	—	1	1	—	—	—	—	—
321	Wood product mfg .....	3 102	24 504	105 261	149	55	26	24	25	13	6	—	—	—
3211	Sawmills & wood preservation .....	1 147	7 678	32 266	59	18	12	12	10	6	1	—	—	—
32111	Sawmills & wood preservation .....	1 147	7 678	32 266	59	18	12	12	10	6	1	—	—	—
321113	Sawmills .....	(G)	(D)	(D)	58	18	12	11	10	6	1	—	—	—
321114	Wood preservation .....	(A)	(D)	(D)	1	—	—	1	—	—	—	—	—	—
3212	Veneer, plywood & engineered wood product mfg .....	53	404	1 923	4	1	—	2	1	—	—	—	—	—
32121	Veneer, plywood & engineered wood product mfg .....	53	404	1 923	4	1	—	2	1	—	—	—	—	—
321213	Engineered wood member (exc truss) mfg .....	(A)	(D)	(D)	1	1	—	—	—	—	—	—	—	—
321214	Truss mfg .....	(A)	(D)	(D)	1	—	—	1	—	—	—	—	—	—
321219	Reconstituted wood product mfg .....	(B)	(D)	(D)	2	—	—	1	1	—	—	—	—	—

See footnotes at end of table.



**Table 2. The State—Employees, Payroll, and Establishments by Industry: 2002—Con.**

[Excludes most government employees, railroad employees, and self-employed persons. Size class 1 to 4 includes establishments with payroll, but no employees, during mid-March pay period. (D) denotes figures withheld to avoid disclosing data for individual companies; the data are included in broader industry totals. For explanation of terms, abbreviations, and data reliability/comparability, see introductory text]

NAICS code	Industry	Number of employees for week including March 12	Payroll (\$1,000)		Total number of establishments	Number of establishments by employment-size class										
			First quarter	Annual		1 to 4	5 to 9	10 to 19	20 to 49	50 to 99	100 to 249	250 to 499	500 to 999	1,000 or more		
<b>31-33</b>	<b>Manufacturing—Con.</b>															
321	Wood product mfg—Con.															
3219	Other wood product mfg .....	1 902	16 422	71 072	86	36	14	10	14	7	5	—	—	—	—	—
32191	Millwork .....	749	7 843	34 738	32	9	6	7	3	1	—	—	—	—	—	—
321911	Wood window & door mfg .....	327	3 541	14 705	8	2	1	1	3	—	—	—	—	—	—	—
321912	Cut stock, resawing lumber & planing .....	206	1 598	7 023	8	—	1	3	3	1	—	—	—	—	—	—
321918	Other millwork (including flooring) .....	216	2 704	13 010	16	4	2	1	2	1	—	—	—	—	—	—
32192	Wood container & pallet mfg .....	219	1 504	6 014	16	8	3	1	3	1	—	—	—	—	—	—
321920	Wood container & pallet mfg .....	219	1 504	6 014	16	8	3	1	3	1	—	—	—	—	—	—
32199	All other wood product mfg .....	934	7 075	30 320	38	19	5	3	4	3	4	3	4	3	4	3
321992	Prefabricated wood building mfg .....	546	4 660	20 610	17	7	2	3	1	1	3	—	—	—	—	—
321999	All other miscellaneous wood product mfg .....	388	2 415	9 710	21	12	3	—	3	2	1	—	—	—	—	—
322	Paper mfg .....	2 333	25 710	95 459	35	5	3	10	3	4	9	1	—	—	—	—
3221	Pulp, paper & paperboard mills .....	1 006	12 700	48 765	11	1	2	2	1	1	3	1	—	—	—	—
32212	Paper mills .....	(F)	(D)	(D)	10	1	2	2	1	1	2	1	—	—	—	—
322121	Paper (except newsprint) mills .....	(F)	(D)	(D)	10	1	2	2	1	1	2	1	—	—	—	—
32213	Paperboard mills .....	(C)	(D)	(D)	1	—	—	—	—	—	1	—	—	—	—	—
322130	Paperboard mills .....	(C)	(D)	(D)	1	—	—	—	—	—	1	—	—	—	—	—
3222	Converted paper product mfg .....	1 327	13 010	46 694	24	4	1	8	2	3	6	2	—	—	—	—
32221	Paperboard container mfg .....	487	3 955	16 751	10	1	—	5	—	2	2	—	—	—	—	—
322211	Corrugated & solid fiber box mfg .....	(C)	(D)	(D)	6	—	—	4	—	2	—	—	—	—	—	—
322212	Folding paperboard box mfg .....	(E)	(D)	(D)	4	1	—	1	—	—	2	—	—	—	—	—
32222	Paper bag & coated & treated paper mfg ..	593	6 651	24 680	7	—	—	2	2	—	3	—	—	—	—	—
322221	Coated & lamnd pkg paper & plastics film mfg .....	(C)	(D)	(D)	1	—	—	—	—	—	1	—	—	—	—	—
322222	Coated & laminated paper mfg .....	(E)	(D)	(D)	5	—	—	2	1	—	2	—	—	—	—	—
322225	Laminated aluminum foil mfg for flexible pkg .....	(B)	(D)	(D)	1	—	—	—	1	—	—	—	—	—	—	—
32223	Stationery product mfg .....	65	393	1 606	3	1	1	—	—	1	—	—	—	—	—	—
322231	Die-cut paper & paperboard office supply mfg .....	65	393	1 606	3	1	1	—	—	1	—	—	—	—	—	—
32229	Other converted paper product mfg .....	182	2 011	3 657	4	2	—	1	—	—	1	—	—	—	—	—
322291	Sanitary paper product mfg .....	(C)	(D)	(D)	1	—	—	—	—	—	1	—	—	—	—	—
322299	All other converted paper product mfg ..	(B)	(D)	(D)	3	2	—	1	—	—	—	—	—	—	—	—
323	Printing & related support activities .....	4 254	35 274	141 571	211	84	49	33	27	7	9	2	—	—	—	—
3231	Printing & related support activities .....	4 254	35 274	141 571	211	84	49	33	27	7	9	2	—	—	—	—
32311	Printing .....	3 899	32 307	130 818	192	78	45	30	23	6	8	2	—	—	—	—
323110	Commercial lithographic printing .....	2 033	18 943	74 369	84	21	22	21	12	3	4	1	—	—	—	—
323111	Commercial gravure printing .....	(B)	(D)	(D)	1	—	—	—	1	—	—	—	—	—	—	—
323112	Commercial flexographic printing .....	(C)	(D)	(D)	4	1	—	—	2	1	—	—	—	—	—	—
323113	Commercial screen printing .....	595	3 981	19 546	37	22	6	3	3	1	2	—	—	—	—	—
323114	Quick printing .....	296	1 992	8 149	45	24	14	3	4	—	—	—	—	—	—	—
323115	Digital printing .....	(A)	(D)	(D)	2	1	1	—	—	—	—	—	—	—	—	—
323116	Manifold business form printing .....	547	3 943	14 817	6	1	1	1	—	1	1	—	—	—	—	—
323117	Book printing .....	26	212	924	3	1	—	2	—	—	—	—	—	—	—	—
323118	Blankbook, loose-leaf binder & device mfg .....	(C)	(D)	(D)	2	—	—	—	1	—	1	—	—	—	—	—
323119	Other commercial printing .....	26	191	644	8	7	1	—	19	—	—	—	—	—	—	—
32312	Printing support activities .....	355	2 967	10 753	19	6	4	3	4	1	1	—	—	—	—	—
323121	Tradebinding & related work .....	118	642	2 506	7	1	2	1	3	—	—	—	—	—	—	—
323122	Prepress services .....	237	2 325	8 247	12	5	2	2	1	1	1	—	—	—	—	—
324	Petroleum & coal products mfg .....	160	738	5 574	12	4	2	4	1	1	—	—	—	—	—	—
3241	Petroleum & coal products mfg .....	160	738	5 574	12	4	2	4	1	1	—	—	—	—	—	—
32411	Petroleum refineries .....	(A)	(D)	(D)	2	2	—	—	—	—	—	—	—	—	—	—
324110	Petroleum refineries .....	(A)	(D)	(D)	2	2	—	—	—	—	—	—	—	—	—	—
32412	Asphalt paving, roofing & saturated mat mfg .....	(C)	(D)	(D)	9	1	2	4	1	1	—	—	—	—	—	—
324121	Asphalt paving mixture & block mfg .....	(C)	(D)	(D)	9	1	2	4	1	1	—	—	—	—	—	—
32419	Other petroleum & coal products mfg ..	(A)	(D)	(D)	1	1	—	—	—	—	—	—	—	—	—	—
324191	Petroleum lubricating oil & grease mfg ..	(A)	(D)	(D)	1	1	—	—	—	—	—	—	—	—	—	—
325	Chemical mfg .....	1 345	13 797	57 037	56	18	10	7	11	8	2	—	—	—	—	—
3251	Basic chemical mfg .....	(B)	(D)	(D)	3	1	—	1	1	—	—	—	—	—	—	—
32513	Synthetic dye & pigment mfg .....	(A)	(D)	(D)	2	1	—	1	—	—	—	—	—	—	—	—
325132	Synthetic organic dye & pigment mfg ..	(A)	(D)	(D)	2	1	—	1	—	—	—	—	—	—	—	—
32518	Other basic inorganic chemical mfg ..	(B)	(D)	(D)	1	—	—	—	1	—	—	—	—	—	—	—
325188	All other basic inorganic chemical mfg ..	(B)	(D)	(D)	1	—	—	—	1	—	—	—	—	—	—	—
3252	Resin, syn rubber, artf & syn fibers, fil mfg ..	(B)	(D)	(D)	4	2	1	—	—	1	—	—	—	—	—	—
32521	Resin & synthetic rubber mfg .....	(B)	(D)	(D)	4	2	1	—	—	1	—	—	—	—	—	—
325211	Plastics material & resin mfg .....	(B)	(D)	(D)	3	1	1	—	—	1	—	—	—	—	—	—
325212	Synthetic rubber mfg .....	(A)	(D)	(D)	1	1	—	—	—	—	—	—	—	—	—	—
3253	Pesticide, fertilizer & oth ag chemical mfg ...	(A)	(D)	(D)	3	3	—	—	—	—	—	—	—	—	—	—
32531	Fertilizer mfg .....	(A)	(D)	(D)	3	3	—	—	—	—	—	—	—	—	—	—
325314	Fertilizer (mixing only) mfg .....	(A)	(D)	(D)	3	3	—	—	—	—	—	—	—	—	—	—
3254	Pharmaceutical & medicine mfg .....	(C)	(D)	(D)	6	1	2	—	—	3	—	—	—	—	—	—
32541	Pharmaceutical & medicine mfg .....	(C)	(D)	(D)	6	1	2	—	—	3	—	—	—	—	—	—
325411	Medicinal & botanical mfg .....	(B)	(D)	(D)	1	—	—	—	—	1	—	—	—	—	—	—
325412	Pharmaceutical preparation mfg .....	(C)	(D)	(D)	4	1	1	—	—	2	—	—	—	—	—	—
325414	Biological product (exc diagnostic) mfg ..	(A)	(D)	(D)	1	—	—	—	—	—	—	—	—	—	—	—
3255	Paint, coating & adhesive mfg .....	(E)	(D)	(D)	14	3	4	2	3	2	—	—	—	—	—	—
32551	Paint & coating mfg .....	78	831	3 433	6	1	2	2	1	—	—	—	—	—	—	—
325510	Paint & coating mfg .....	78	831	3 433	6	1	2	2	1	—	—	—	—	—	—	—
32552	Adhesive mfg .....	(C)	(D)	(D)	8	2	2	—	2	2	—	—	—	—	—	—
325520	Adhesive mfg .....	(C)	(D)	(D)	8	2	2	—	2	2	—	—	—	—	—	—
3256	Soap, cleaners & toilet preparation mfg .....	(C)	(D)	(D)	9	5	—	—	3	1	—	—	—	—	—	—
32561	Soap & cleaning compound mfg .....	(C)	(D)	(D)	6	3	—	—	2	1	—	—	—	—	—	—
325611	Soap & other detergent mfg .....	(A)	(D)	(D)	2	2	—	—	—	—	—	—	—	—	—	—
325612	Polish & other sanitation goods mfg .....	(B)	(D)	(D)	3	1	—	—	2	—	—	—	—	—	—	—
325613	Surface active agent mfg .....	(B)	(D)	(D)	1	—	—	—	—	1	—	—	—	—	—	—
32562	Toilet preparation mfg .....	(B)	(D)	(D)	3	2	—	—	1	—	—	—	—	—	—	—
325620	Toilet preparation mfg .....	(B)	(D)													



**Table 2. The State—Employees, Payroll, and Establishments by Industry: 2002—Con.**

[Excludes most government employees, railroad employees, and self-employed persons. Size class 1 to 4 includes establishments with payroll, but no employees, during mid-March pay period. (D) denotes figures withheld to avoid disclosing data for individual companies; the data are included in broader industry totals. For explanation of terms, abbreviations, and data reliability/comparability, see introductory text]

NAICS code	Industry	Number of employees for week including March 12	Payroll (\$1,000)		Total number of establishments	Number of establishments by employment-size class												
			First quarter	Annual		1 to 4	5 to 9	10 to 19	20 to 49	50 to 99	100 to 249	250 to 499	500 to 999	1,000 or more				
<b>31-33</b>	<b>Manufacturing—Con.</b>																	
331	Primary metal mfg—Con.																	
3313	Alumina & aluminum production & processing .....	310	2 334	10 019	4	—	1	—	2	—	1	—	—	—	—	—	—	
33131	Alumina & aluminum production & processing .....	310	2 334	10 019	4	—	1	—	2	—	1	—	—	—	—	—	—	
331314	Secondary smelting & alloying of aluminum .....	(C)	(D)	(D)	1	—	—	—	—	—	1	—	—	—	—	—	—	
331316	Aluminum extruded product mfg .....	(B)	(D)	(D)	1	—	—	—	1	—	—	—	—	—	—	—	—	
331319	Other aluminum rolling & drawing .....	(B)	(D)	(D)	2	—	1	—	1	—	—	—	—	—	—	—	—	
3314	Nonferrous (exc alum) production & processing .....	(E)	(D)	(D)	5	—	1	1	1	—	2	—	—	—	—	—	—	
33142	Copper rolling, drawing, extruding & alloying .....	(A)	(D)	(D)	1	—	—	1	—	—	—	—	—	—	—	—	—	
331422	Copper wire (except mechanical) drawing .....	(A)	(D)	(D)	1	—	—	1	—	—	—	—	—	—	—	—	—	
33149	Other nonferrous roll, draw, extruding, alloying .....	(E)	(D)	(D)	4	—	1	—	1	—	2	—	—	—	—	—	—	
331491	Other nonferrous metal roll, draw, extruding .....	(E)	(D)	(D)	4	—	1	—	1	—	2	—	—	—	—	—	—	
3315	Foundries .....	1 614	17 489	69 731	17	1	3	4	4	2	1	1	1	1	1	1	1	
33151	Ferrous metal foundries .....	1 063	12 747	51 294	4	—	—	—	1	1	1	—	—	—	—	—	—	
331511	Iron foundries .....	(B)	(D)	(D)	1	—	—	—	1	—	—	—	—	—	—	—	—	
331512	Steel investment foundries .....	(G)	(D)	(D)	3	—	—	—	—	1	1	—	—	—	—	—	—	
33152	Nonferrous metal foundries .....	551	4 742	18 437	13	1	3	4	3	1	—	1	—	—	—	—	—	
331522	Nonferrous (exc alum) die-casting foundries .....	(A)	(D)	(D)	1	—	1	—	—	—	—	—	—	—	—	—	—	
331524	Aluminum foundries (except die-casting) .....	499	4 277	16 385	8	—	1	3	2	1	—	—	—	—	—	—	—	
331525	Copper foundries (except die-casting) ..	(B)	(D)	(D)	2	—	1	1	—	—	—	—	—	—	—	—	—	
331528	Oth nonferrous foundries (except die-casting) .....	(B)	(D)	(D)	2	1	—	—	1	—	—	—	—	—	—	—	—	
332	Fabricated metal product mfg .....	11 808	109 220	435 123	445	178	92	64	68	23	10	7	3	—	—	—	—	
3321	Forging & stamping .....	465	4 420	16 787	20	6	6	4	2	1	1	—	—	—	—	—	—	
33211	Forging & stamping .....	465	4 420	16 787	20	6	6	4	2	1	1	—	—	—	—	—	—	
332111	Iron & steel forging .....	(B)	(D)	(D)	3	1	1	1	—	—	—	—	—	—	—	—	—	
332112	Nonferrous forging .....	(A)	(D)	(D)	1	—	1	—	—	—	—	—	—	—	—	—	—	
332114	Custom roll forming .....	(A)	(D)	(D)	1	—	—	1	—	—	—	—	—	—	—	—	—	
332116	Metal stamping .....	406	3 804	14 222	13	4	3	2	2	1	1	—	—	—	—	—	—	
332117	Powder metallurgy parts mfg .....	(A)	(D)	(D)	2	1	1	—	—	—	—	—	—	—	—	—	—	
3322	Cutlery & handtool mfg .....	173	2 090	8 005	8	3	—	3	1	1	—	—	—	—	—	—	—	
33221	Cutlery & handtool mfg .....	173	2 090	8 005	8	3	—	3	1	1	—	—	—	—	—	—	—	
332212	Hand & edge tool mfg .....	(C)	(D)	(D)	7	2	—	3	1	1	—	—	—	—	—	—	—	
332213	Saw blade & handsaw mfg .....	(A)	(D)	(D)	1	1	—	—	—	—	—	—	—	—	—	—	—	
3323	Architectural & structural metals mfg .....	2 078	18 765	77 773	89	28	17	15	19	6	3	1	—	—	—	—	—	
33231	Plate work & fabricated structural prod mfg .....	915	7 280	31 470	24	7	3	5	6	—	2	1	—	—	—	—	—	
332311	Prefab metal building & component mfg .....	(E)	(D)	(D)	3	—	1	1	—	—	—	—	—	—	—	—	—	
332312	Fabricated structural metal mfg .....	422	3 815	17 998	15	5	1	2	5	—	2	—	—	—	—	—	—	
332313	Plate work mfg .....	(B)	(D)	(D)	6	2	1	2	1	—	—	—	—	—	—	—	—	
33232	Ornamental & architectural metal prod mfg .....	1 163	11 485	46 303	65	21	14	10	13	6	1	—	—	—	—	—	—	
332321	Metal window & door mfg .....	(B)	(D)	(D)	2	—	1	—	1	—	—	—	—	—	—	—	—	
332322	Sheet metal work mfg .....	929	9 566	37 547	45	13	11	5	10	5	1	—	—	—	—	—	—	
332323	Ornamental & architectural metal work mfg .....	(C)	(D)	(D)	18	8	2	5	2	1	—	—	—	—	—	—	—	
3324	Boiler, tank & shipping container mfg .....	291	3 186	12 132	7	2	—	2	—	2	1	—	—	—	—	—	—	
33241	Power boiler & heat exchanger mfg .....	(C)	(D)	(D)	3	1	—	1	—	1	—	—	—	—	—	—	—	
332410	Power boiler & heat exchanger mfg .....	(C)	(D)	(D)	3	1	—	1	—	1	—	—	—	—	—	—	—	
33242	Metal tank (heavy gauge) mfg .....	(C)	(D)	(D)	2	—	—	1	—	—	—	—	—	—	—	—	—	
332420	Metal tank (heavy gauge) mfg .....	(C)	(D)	(D)	2	—	—	1	—	—	—	—	—	—	—	—	—	
33243	Light gauge metal container mfg .....	(B)	(D)	(D)	2	1	—	—	—	1	—	—	—	—	—	—	—	
332439	Other metal container mfg .....	(B)	(D)	(D)	2	1	—	—	—	1	—	—	—	—	—	—	—	
3325	Hardware mfg .....	(C)	(D)	(D)	3	—	1	—	—	1	1	—	—	—	—	—	—	
33251	Hardware mfg .....	(C)	(D)	(D)	3	—	1	—	—	1	1	—	—	—	—	—	—	
332510	Hardware mfg .....	(C)	(D)	(D)	3	—	1	—	—	1	1	—	—	—	—	—	—	
3326	Spring & wire product mfg .....	(B)	(D)	(D)	5	—	1	2	2	—	—	—	—	—	—	—	—	
33261	Spring & wire product mfg .....	(B)	(D)	(D)	5	—	1	2	2	—	—	—	—	—	—	—	—	
332618	Other fabricated wire product mfg .....	(B)	(D)	(D)	5	—	1	2	2	—	—	—	—	—	—	—	—	
3327	Mach shops, turn prod, screw, nut, bolt mfg ..	2 677	24 501	101 220	238	115	53	29	31	8	2	—	—	—	—	—	—	
33271	Machine shops .....	2 010	18 099	73 828	208	109	46	22	25	5	1	—	—	—	—	—	—	
332710	Machine shops .....	2 010	18 099	73 828	208	109	46	22	25	5	1	—	—	—	—	—	—	
33272	Turned product & screw, nut & bolt mfg ..	667	6 402	27 392	30	6	7	7	6	3	1	—	—	—	—	—	—	
332721	Precision turned product mfg .....	(F)	(D)	(D)	25	6	6	6	3	3	1	—	—	—	—	—	—	
332722	Bolt, nut, screw, rivet & washer mfg .....	(C)	(D)	(D)	5	—	1	1	3	—	—	—	—	—	—	—	—	
3328	Coating, engrave, heat treating & oth activity .....	305	2 187	9 640	35	16	12	3	3	1	—	—	—	—	—	—	—	
33281	Coating, engrave, heat treating & oth activity .....	305	2 187	9 640	35	16	12	3	3	1	—	—	—	—	—	—	—	
332811	Metal heat treating .....	(B)	(D)	(D)	2	—	1	—	1	—	—	—	—	—	—	—	—	
332812	Metal coating, engraving & allied services .....	127	943	4 496	16	9	5	1	—	1	—	—	—	—	—	—	—	
332813	Electropl, plating, polish, anodize, coloring .....	(C)	(D)	(D)	17	7	6	2	2	—	—	—	—	—	—	—	—	
3329	Other fabricated metal product mfg .....	5 497	51 310	197 704	40	8	2	6	10	3	2	6	3	—	—	—	—	
33291	Metal valve mfg .....	1 733	15 951	64 077	13	1	1	1	3	2	2	3	—	—	—	—	—	
332911	Industrial valve mfg .....	811	7 861	32 860	8	1	—	—	2	2	1	1	—	—	—	—	—	
332912	Fluid power valve & hose fitting mfg .....	(E)	(D)	(D)	2	—	—	—	1	—	—	—	—	—	—	—	—	
332913	Plumbing fixture fitting & trim mfg .....	(C)	(D)	(D)	1	—	—	—	—	—	—	—	—	—	—	—	—	
332919	Other metal valve & pipe fitting mfg .....	(E)	(D)	(D)	2	—	—	1	—	—	—	—	—	—	—	—	—	

See footnotes at end of table.

**Table 2. The State—Employees, Payroll, and Establishments by Industry: 2002—Con.**

[Excludes most government employees, railroad employees, and self-employed persons. Size class 1 to 4 includes establishments with payroll, but no employees, during mid-March pay period. (D) denotes figures withheld to avoid disclosing data for individual companies; the data are included in broader industry totals. For explanation of terms, abbreviations, and data reliability/comparability, see introductory text]

NAICS code	Industry	Number of employees for week including March 12	Payroll (\$1,000)		Total number of establishments	Number of establishments by employment-size class										
			First quarter	Annual		1 to 4	5 to 9	10 to 19	20 to 49	50 to 99	100 to 249	250 to 499	500 to 999	1,000 or more		
<b>31-33</b>	<b>Manufacturing—Con.</b>															
332	Fabricated metal product mfg—Con.															
3329	Other fabricated metal product mfg—Con.															
33299	All other fabricated metal product mfg . . . .	3 764	35 359	133 627	27	7	1	5	7	1	—	—	—	3	3	—
332991	Ball & roller bearing mfg . . . . .	(G)	(D)	(D)	5	—	—	—	1	—	—	—	—	2	2	—
332994	Small arms mfg . . . . .	1 274	11 041	41 557	3	—	—	—	1	—	—	—	—	1	1	—
332996	Fabricated pipe & pipe fitting mfg . . . . .	(C)	(D)	(D)	5	2	—	1	2	—	—	—	—	—	—	—
332997	Industrial pattern mfg . . . . .	(A)	(D)	(D)	1	1	—	—	—	—	—	—	—	—	—	—
332999	All other misc fabricated metal product mfg . . . . .	234	2 079	8 261	13	4	1	4	3	1	—	—	—	—	—	—
333	Machinery mfg . . . . .	8 574	107 103	424 468	190	62	27	26	38	20	9	6	1	1	1	1
3331	Ag, construction & mining machinery mfg . . .	(B)	(D)	(D)	6	3	—	1	2	—	—	—	—	—	—	—
33311	Agricultural implement mfg . . . . .	(A)	(D)	(D)	1	1	—	—	—	—	—	—	—	—	—	—
333111	Farm machinery & equipment mfg . . . . .	(A)	(D)	(D)	1	1	—	—	—	—	—	—	—	—	—	—
33312	Construction machinery mfg . . . . .	(B)	(D)	(D)	2	—	—	1	1	—	—	—	—	—	—	—
333120	Construction machinery mfg . . . . .	(B)	(D)	(D)	2	—	—	1	1	—	—	—	—	—	—	—
33313	Mining & oil & gas field machinery mfg . . . .	(B)	(D)	(D)	3	2	—	—	1	—	—	—	—	—	—	—
333131	Mining machinery & equipment mfg . . . . .	(B)	(D)	(D)	3	2	—	—	1	—	—	—	—	—	—	—
3332	Industrial machinery mfg . . . . .	2 639	35 023	131 806	45	10	8	5	15	3	2	1	—	—	—	1
33321	Sawmill & woodworking machinery mfg . . . .	(B)	(D)	(D)	5	—	3	1	1	—	—	—	—	—	—	—
333210	Sawmill & woodworking machinery mfg . . . .	(B)	(D)	(D)	5	—	3	1	1	—	—	—	—	—	—	—
33322	Plastics & rubber industry machinery mfg . . .	(B)	(D)	(D)	3	1	—	—	2	—	—	—	—	—	—	—
333220	Plastics & rubber industry machinery mfg . . . . .	(B)	(D)	(D)	3	1	—	—	2	—	—	—	—	—	—	—
33329	Other industrial machinery mfg . . . . .	2 498	33 522	125 541	37	9	5	4	12	3	2	1	—	—	—	1
333291	Paper industry machinery mfg . . . . .	(E)	(D)	(D)	6	1	—	—	4	—	1	—	—	—	—	—
333292	Textile machinery mfg . . . . .	(B)	(D)	(D)	7	4	1	1	1	—	—	—	—	—	—	—
333293	Printing machinery & equipment mfg . . . . .	1 622	23 989	90 643	6	—	—	2	1	—	1	1	—	—	—	1
333294	Food product machinery mfg . . . . .	(C)	(D)	(D)	8	2	3	—	2	1	—	—	—	—	—	—
333295	Semiconductor machinery mfg . . . . .	(C)	(D)	(D)	3	—	—	1	1	1	—	—	—	—	—	—
333298	All other industrial machinery mfg . . . . .	183	1 871	6 315	7	2	1	—	3	1	—	—	—	—	—	—
3333	Commercial & service industry machinery mfg . . . . .	1 877	25 506	101 484	31	8	3	3	7	5	2	3	—	—	—	—
33331	Commercial & service industry machinery mfg . . . . .	1 877	25 506	101 484	31	8	3	3	7	5	2	3	—	—	—	—
333313	Office machinery mfg . . . . .	(A)	(D)	(D)	1	1	—	—	—	—	—	—	—	—	—	—
333314	Optical instrument & lens mfg . . . . .	1 266	17 740	75 769	17	3	2	3	3	3	1	2	—	—	—	—
333315	Photographic & photocopying equipment mfg . . . . .	(C)	(D)	(D)	3	1	—	—	1	—	1	—	—	—	—	—
333319	Oth commercial, service industry machinery mfg . . . . .	(E)	(D)	(D)	10	3	1	—	3	2	—	1	—	—	—	—
3334	HVAC & commercial refrigeration equipment mfg . . . . .	(C)	(D)	(D)	11	3	2	3	2	1	—	—	—	—	—	—
33341	HVAC & commercial refrigeration equipment mfg . . . . .	(C)	(D)	(D)	11	3	2	3	2	1	—	—	—	—	—	—
333411	Air purification equipment mfg . . . . .	(B)	(D)	(D)	3	1	—	1	1	—	—	—	—	—	—	—
333414	Heating equipment (exc warm air furnaces) mfg . . . . .	(B)	(D)	(D)	3	1	—	1	1	—	—	—	—	—	—	—
333415	AC, warm air htg & commercial refrig equip mfg . . . . .	(C)	(D)	(D)	5	1	2	1	—	1	—	—	—	—	—	—
3335	Metalworking machinery mfg . . . . .	790	8 492	36 264	52	27	9	5	6	4	1	—	—	—	—	—
33351	Metalworking machinery mfg . . . . .	790	8 492	36 264	52	27	9	5	6	4	1	—	—	—	—	—
333511	Industrial mold mfg . . . . .	133	1 474	6 942	16	8	4	2	2	—	—	—	—	—	—	—
333512	Machine tool (metal cutting types) mfg . . . .	334	3 704	15 773	6	1	—	1	1	2	1	—	—	—	—	—
333513	Machine tool (metal forming types) mfg . . . .	(B)	(D)	(D)	2	—	—	1	1	—	—	—	—	—	—	—
333514	Special die, tool, die set, jig & fixture mfg . . . . .	80	874	3 578	14	8	4	1	1	—	—	—	—	—	—	—
333515	Cutting tool & machine tool accessory mfg . . . . .	197	2 014	8 083	10	6	1	—	1	2	—	—	—	—	—	—
333518	Other metalworking machinery mfg . . . . .	(A)	(D)	(D)	4	4	—	—	—	—	—	—	—	—	—	—
3336	Engine, turbine & power transmsn equip mfg . . . . .	(C)	(D)	(D)	5	1	—	1	—	3	—	—	—	—	—	—
33361	Engine, turbine & power transmsn equip mfg . . . . .	(C)	(D)	(D)	5	1	—	1	—	3	—	—	—	—	—	—
333613	Mechanical power transmission equipment mfg . . . . .	(C)	(D)	(D)	3	—	—	—	—	3	—	—	—	—	—	—
333618	Other engine equipment mfg . . . . .	(B)	(D)	(D)	2	1	—	1	—	—	—	—	—	—	—	—
3339	Other general purpose machinery mfg . . . . .	2 705	31 844	129 251	40	10	5	8	6	4	4	2	1	—	—	—
33391	Pump & compressor mfg . . . . .	(E)	(D)	(D)	8	2	—	2	1	2	1	—	—	—	—	—
333911	Pump & pumping equipment mfg . . . . .	(C)	(D)	(D)	4	1	—	2	—	—	1	—	—	—	—	—
333912	Air & gas compressor mfg . . . . .	(C)	(D)	(D)	3	1	—	—	1	1	—	—	—	—	—	—
333913	Measuring & dispensing pump mfg . . . . .	(B)	(D)	(D)	1	—	—	—	—	1	—	—	—	—	—	—
33392	Material handling equipment mfg . . . . .	(C)	(D)	(D)	4	1	1	1	—	—	1	—	—	—	—	—
333921	Elevator & moving stairway mfg . . . . .	(A)	(D)	(D)	1	—	—	1	—	—	—	—	—	—	—	—
333922	Conveyor & conveying equipment mfg . . . .	(C)	(D)	(D)	2	—	1	—	—	—	1	—	—	—	—	—
333924	Ind truck, tractor, trailer, stacker mach mfg . . . . .	(A)	(D)	(D)	1	1	—	—	—	—	—	—	—	—	—	—
33399	All other general purpose machinery mfg . . . .	2 194	26 393	107 530	28	7	4	5	5	2	2	2	1	—	—	—
333991	Power-driven handtool mfg . . . . .	(A)	(D)	(D)	1	—	—	1	—	—	—	—	—	—	—	—
333992	Welding & soldering equipment mfg . . . . .	(F)	(D)	(D)	4	—	2	—	—	—	1	1	—	—	—	—
333993	Packaging machinery mfg . . . . .	(F)	(D)	(D)	5	1	1	—	1	1	—	—	—	—	—	—
333994	Industrial process furnace & oven mfg . . . .	(C)	(D)	(D)	6	1	—	2	2	1	—	—	—	—	—	—
333999	All other general purpose machinery mfg . . . . .	629	6 701	26 742	12	5	1	2	2	—	1	1	—	—	—	—
334	Computer & electronic product mfg . . . . .	23 149	281 921	1 066 002	244	69	28	34	49	28	21	10	2	3	3	3
3341	Computer & peripheral equipment mfg . . . . .	1 334	20 380	78 424	24	10	2	3	1	4	3	—	1	—	—	—
33411	Computer & peripheral equipment mfg . . . . .	1 334	20 380	78 424	24	10	2	3	1	4	3	—	1	—	—	—
334111	Electronic computer mfg . . . . .	778	10 465	42 194	9	3	2	—	—	2	1	—	1	—	—	—
334112	Computer storage device mfg . . . . .	(B)	(D)	(D)	1	—	—	—	1	—	—	—	—	—	—	—
334113	Computer terminal mfg . . . . .	(A)	(D)	(D)	1	1	—	—	—	—	—	—	—	—	—	—
334119	Other computer peripheral equipment mfg . . . . .	(F)	(D)	(D)	13	6	—	3	—	2	2	—	—	—	—	—

See footnotes at end of table.

**Table 2. The State—Employees, Payroll, and Establishments by Industry: 2002—Con.**

[Excludes most government employees, railroad employees, and self-employed persons. Size class 1 to 4 includes establishments with payroll, but no employees, during mid-March pay period. (D) denotes figures withheld to avoid disclosing data for individual companies; the data are included in broader industry totals. For explanation of terms, abbreviations, and data reliability/comparability, see introductory text]

NAICS code	Industry	Number of employees for week including March 12	Payroll (\$1,000)		Total number of establishments	Number of establishments by employment-size class										
			First quarter	Annual		1 to 4	5 to 9	10 to 19	20 to 49	50 to 99	100 to 249	250 to 499	500 to 999	1,000 or more		
<b>31-33</b>	<b>Manufacturing—Con.</b>															
334	Computer & electronic product mfg—Con.															
3342	Communications equipment mfg .....	(G)	(D)	(D)	37	10	4	1	9	6	4	3	—	—	—	—
33421	Telephone apparatus mfg .....	1 364	22 975	65 731	14	1	—	5	2	2	2	—	—	—	—	—
334210	Telephone apparatus mfg .....	1 364	22 975	65 731	14	1	2	—	5	2	2	—	—	—	—	—
33422	Radio, TV broadcast & wireless comm equip mfg .....	(G)	(D)	(D)	20	7	1	1	4	4	2	1	—	—	—	—
334220	Radio, TV broadcast & wireless comm equip mfg .....	(G)	(D)	(D)	20	7	1	1	4	4	2	1	—	—	—	—
33429	Other communications equipment mfg .....	(A)	(D)	(D)	3	2	1	—	—	—	—	—	—	—	—	—
334290	Other communications equipment mfg .....	(A)	(D)	(D)	3	2	1	—	—	—	—	—	—	—	—	—
3343	Audio & video equipment mfg .....	(C)	(D)	(D)	7	2	1	3	—	1	—	—	—	—	—	—
33431	Audio & video equipment mfg .....	(C)	(D)	(D)	7	2	1	3	—	1	—	—	—	—	—	—
334310	Audio & video equipment mfg .....	(C)	(D)	(D)	7	2	1	3	—	1	—	—	—	—	—	—
3344	Semiconductor & oth electronic component mfg .....	12 084	112 507	398 052	108	25	9	18	28	11	10	4	1	2	—	—
33441	Semiconductor & oth electronic component mfg .....	12 084	112 507	398 052	108	25	9	18	28	11	10	4	1	2	—	—
334411	Electron tube mfg .....	(A)	(D)	(D)	1	—	—	1	—	—	—	—	—	—	—	—
334412	Bare printed circuit board mfg .....	1 397	14 720	50 975	18	—	2	1	9	2	3	1	—	—	—	—
334413	Semiconductor & related device mfg .....	722	8 146	32 643	18	5	2	2	6	1	1	1	—	—	—	—
334415	Electronic resistor mfg .....	(B)	(D)	(D)	1	—	—	—	1	—	—	—	—	—	—	—
334416	Electronic coil, transformer, oth inductor mfg .....	(E)	(D)	(D)	9	1	—	4	1	—	3	—	—	—	—	—
334417	Electronic connector mfg .....	(G)	(D)	(D)	6	3	—	1	1	—	—	—	—	—	—	1
334418	Printed circuit assembly (electronic assembly) mfg .....	1 401	12 347	56 348	19	7	1	1	4	2	2	1	1	—	—	—
334419	Other electronic component mfg .....	6 119	52 991	156 749	36	9	4	8	6	6	1	1	—	—	—	1
3345	Nav, measuring, medical, control instruments mfg .....	7 172	111 064	462 304	61	19	10	8	10	6	4	3	—	—	—	1
33451	Nav, measuring, medical, control instruments mfg .....	7 172	111 064	462 304	61	19	10	8	10	6	4	3	—	—	—	1
334510	Electromedical apparatus mfg .....	(A)	(D)	(D)	2	1	—	1	—	—	—	—	—	—	—	—
334511	Search, detection & navigation instrument mfg .....	(H)	(D)	(D)	6	1	—	—	3	—	1	—	—	—	—	1
334512	Automatic environmental control mfg .....	(E)	(D)	(D)	3	2	—	—	—	—	—	1	—	—	—	—
334513	Industrial process control mfg .....	(C)	(D)	(D)	14	8	3	—	3	—	—	—	—	—	—	—
334515	Electricity measuring, testing instrument mfg .....	1 038	12 913	43 530	15	2	5	1	1	3	2	1	—	—	—	—
334516	Analytical laboratory instrument mfg .....	304	3 488	13 714	8	1	—	2	3	2	—	—	—	—	—	—
334518	Watch, clock & part mfg .....	(E)	(D)	(D)	2	1	—	—	—	—	—	1	—	—	—	—
334519	Other measuring & controlling device mfg .....	384	4 506	17 516	11	3	2	4	—	1	1	—	—	—	—	—
3346	Mfg & reproducing magnetic & optical media .....	(B)	(D)	(D)	7	3	2	1	1	—	—	—	—	—	—	—
33461	Mfg & reproducing magnetic & optical media .....	(B)	(D)	(D)	7	3	2	1	1	—	—	—	—	—	—	—
334611	Software reproducing .....	(A)	(D)	(D)	1	—	1	—	—	—	—	—	—	—	—	—
334612	Prerecorded CD, tape, record reproducing .....	(B)	(D)	(D)	2	1	—	—	1	—	—	—	—	—	—	—
334613	Magnetic and optical recording media mfg .....	(B)	(D)	(D)	4	2	1	1	—	—	—	—	—	—	—	—
335	Electrical equip, appliance & component mfg ..	5 460	57 759	210 371	57	13	6	6	8	6	14	2	2	—	—	—
3351	Electric lighting equipment mfg .....	(G)	(D)	(D)	9	2	1	—	1	—	2	1	2	—	—	—
33511	Electric lamp bulb & part mfg .....	(G)	(D)	(D)	2	—	—	—	—	—	—	—	—	—	—	—
335110	Electric lamp bulb & part mfg .....	(G)	(D)	(D)	2	—	—	—	—	—	—	—	—	—	—	—
33512	Lighting fixture mfg .....	(F)	(D)	(D)	7	2	1	—	1	—	2	1	—	—	—	—
335121	Residential electric lighting fixture mfg ..	(B)	(D)	(D)	3	2	—	—	1	—	—	—	—	—	—	—
335122	Commercial electric lighting fixture mfg ..	(E)	(D)	(D)	1	—	—	—	—	—	—	1	—	—	—	—
335129	Other lighting equipment mfg .....	(E)	(D)	(D)	3	—	1	—	—	—	2	—	—	—	—	—
3352	Household appliance mfg .....	(A)	(D)	(D)	1	1	—	—	—	—	—	—	—	—	—	—
33522	Major appliance mfg .....	(A)	(D)	(D)	1	1	—	—	—	—	—	—	—	—	—	—
335221	Household cooking appliance mfg .....	(A)	(D)	(D)	1	1	—	—	—	—	—	—	—	—	—	—
3353	Electrical equipment mfg .....	878	7 986	31 487	20	5	4	4	3	—	4	—	—	—	—	—
33531	Electrical equipment mfg .....	878	7 986	31 487	20	5	4	4	3	—	4	—	—	—	—	—
335311	Power, distribution, specialty transformer mfg .....	(A)	(D)	(D)	1	1	—	—	—	—	—	—	—	—	—	—
335312	Motor & generator mfg .....	209	2 261	8 186	6	2	—	1	2	—	1	—	—	—	—	—
335313	Switchgear & switchboard apparatus mfg .....	(C)	(D)	(D)	3	—	1	—	—	—	—	—	—	—	—	—
335314	Relay & industrial control mfg .....	438	3 937	15 701	10	2	3	2	1	—	2	—	—	—	—	—
3359	Other electrical equipment & component mfg .....	2 318	28 367	94 007	27	5	1	2	4	6	8	1	—	—	—	—
33592	Communication & energy wire & cable mfg .....	1 354	21 089	64 925	9	—	—	—	1	3	4	1	—	—	—	—
335921	Fiber optic cable mfg .....	(C)	(D)	(D)	1	—	—	—	—	—	1	—	—	—	—	—
335929	Other communication & energy wire mfg .....	(G)	(D)	(D)	8	—	—	—	1	3	3	1	—	—	—	—
33593	Wiring device mfg .....	607	4 484	18 017	6	1	1	—	—	1	3	—	—	—	—	—
335931	Current-carrying wiring device mfg .....	(F)	(D)	(D)	5	1	—	—	—	1	3	—	—	—	—	—
335932	Noncurrent-carrying wiring device mfg ..	(A)	(D)	(D)	1	—	1	—	—	—	—	—	—	—	—	—
33599	All oth electrical equipment & component mfg .....	357	2 794	11 065	12	4	—	2	3	2	1	—	—	—	—	—
335991	Carbon & graphite product mfg .....	(B)	(D)	(D)	1	—	—	—	1	—	—	—	—	—	—	—
335999	All oth misc electrical equip & component mfg .....	(E)	(D)	(D)	11	4	—	2	2	2	1	—	—	—	—	—
336	Transportation equipment mfg .....	2 189	21 146	83 127	32	13	6	3	5	2	—	1	2	—	—	—
3361	Motor vehicle mfg .....	(A)	(D)	(D)	1	1	—	—	—	—	—	—	—	—	—	—
33611	Automobile & light duty motor vehicle mfg ..	(A)	(D)	(D)	1	1	—	—	—	—	—	—	—	—	—	—
336111	Automobile mfg .....	(A)	(D)	(D)	1	1	—	—	—	—	—	—	—	—	—	—

See footnotes at end of table.

**Table 2. The State—Employees, Payroll, and Establishments by Industry: 2002—Con.**

[Excludes most government employees, railroad employees, and self-employed persons. Size class 1 to 4 includes establishments with payroll, but no employees, during mid-March pay period. (D) denotes figures withheld to avoid disclosing data for individual companies; the data are included in broader industry totals. For explanation of terms, abbreviations, and data reliability/comparability, see introductory text.]

NAICS code	Industry	Number of employees for week including March 12	Payroll (\$1,000)		Total number of establishments	Number of establishments by employment-size class												
			First quarter	Annual		1 to 4	5 to 9	10 to 19	20 to 49	50 to 99	100 to 249	250 to 499	500 to 999	1,000 or more				
<b>31-33</b>	<b>Manufacturing—Con.</b>																	
336	Transportation equipment mfg—Con.																	
3362	Motor vehicle body & trailer mfg	(B)	(D)	(D)	3	1	—	1	1	—	—	—	—	—	—	—	—	—
33621	Motor vehicle body & trailer mfg	(B)	(D)	(D)	3	1	—	1	1	—	—	—	—	—	—	—	—	—
336211	Motor vehicle body mfg	(B)	(D)	(D)	2	—	—	1	1	—	—	—	—	—	—	—	—	—
336213	Motor home mfg	(A)	(D)	(D)	1	1	—	—	—	—	—	—	—	—	—	—	—	—
3363	Motor vehicle parts mfg	(G)	(D)	(D)	12	4	2	—	2	2	—	1	1	—	—	—	—	—
33631	Motor vehicle gas engine & engine parts mfg	(A)	(D)	(D)	1	1	—	—	—	—	—	—	—	—	—	—	—	—
336312	Gasoline engine & engine parts mfg	(A)	(D)	(D)	1	1	—	—	—	—	—	—	—	—	—	—	—	—
33632	MV electrical & electronic equipment mfg	134	1 277	5 188	6	1	2	—	2	1	—	—	—	—	—	—	—	—
336322	Other MV electrical & electronic equip mfg	134	1 277	5 188	6	1	2	—	2	1	—	—	—	—	—	—	—	—
33635	MV transmission & power train parts mfg	(F)	(D)	(D)	1	—	—	—	—	—	—	—	—	—	—	—	—	—
336350	MV transmission & power train parts mfg	(F)	(D)	(D)	1	—	—	—	—	—	—	—	—	—	—	—	—	—
33637	Motor vehicle metal stamping	(B)	(D)	(D)	3	2	—	—	—	1	—	—	—	—	—	—	—	—
336370	Motor vehicle metal stamping	(B)	(D)	(D)	3	2	—	—	—	1	—	—	—	—	—	—	—	—
33639	Other motor vehicle parts mfg	(E)	(D)	(D)	1	—	—	—	—	—	—	—	—	—	—	—	—	—
336399	All other motor vehicle parts mfg	(E)	(D)	(D)	1	—	—	—	—	—	—	—	—	—	—	—	—	—
3364	Aerospace product & parts mfg	(F)	(D)	(D)	7	3	1	1	1	—	—	—	—	—	—	—	—	—
33641	Aerospace product & parts mfg	(F)	(D)	(D)	7	3	1	1	1	—	—	—	—	—	—	—	—	—
336411	Aircraft mfg	(A)	(D)	(D)	3	2	1	—	—	—	—	—	—	—	—	—	—	—
336412	Aircraft engine & engine parts mfg	(F)	(D)	(D)	2	1	—	—	—	—	—	—	—	—	—	—	—	—
336413	Other aircraft part & auxiliary equipment mfg	(B)	(D)	(D)	2	—	—	1	1	—	—	—	—	—	—	—	—	—
3366	Ship & boat building	(B)	(D)	(D)	8	4	2	1	1	—	—	—	—	—	—	—	—	—
33661	Ship & boat building	(B)	(D)	(D)	8	4	2	1	1	—	—	—	—	—	—	—	—	—
336612	Boat building	(B)	(D)	(D)	8	4	2	1	1	—	—	—	—	—	—	—	—	—
3369	Other transportation equipment mfg	(A)	(D)	(D)	1	—	1	—	—	—	—	—	—	—	—	—	—	—
33699	Other transportation equipment mfg	(A)	(D)	(D)	1	—	1	—	—	—	—	—	—	—	—	—	—	—
336991	Motorcycle, bicycle & parts mfg	(A)	(D)	(D)	1	—	1	—	—	—	—	—	—	—	—	—	—	—
337	Furniture & related product mfg	1 454	10 712	45 262	113	61	15	13	19	4	1	—	—	—	—	—	—	—
3371	HH & institutional furniture & kitchen cabinet mfg	1 147	7 711	33 411	92	55	10	9	13	4	1	—	—	—	—	—	—	—
33711	Wood kitchen cabinet & countertop mfg	436	3 640	14 962	45	23	8	7	6	1	—	—	—	—	—	—	—	—
337110	Wood kitchen cabinet & countertop mfg	436	3 640	14 962	45	23	8	7	6	1	—	—	—	—	—	—	—	—
33712	Household & institutional furniture mfg	711	4 071	18 449	47	32	7	2	7	3	1	—	—	—	—	—	—	—
337121	Upholstered household furniture mfg	(B)	(D)	(D)	4	3	—	—	1	—	—	—	—	—	—	—	—	—
337122	Nonupholstered wood household furniture mfg	549	3 152	14 284	38	27	2	2	4	2	1	—	—	—	—	—	—	—
337125	Household furniture (exc wood & metal) mfg	(B)	(D)	(D)	1	—	—	—	1	—	—	—	—	—	—	—	—	—
337127	Institutional furniture mfg	(C)	(D)	(D)	4	2	—	—	1	1	—	—	—	—	—	—	—	—
3372	Office furniture (including fixtures) mfg	(E)	(D)	(D)	17	5	3	4	5	—	—	—	—	—	—	—	—	—
33721	Office furniture (including fixtures) mfg	(E)	(D)	(D)	17	5	3	4	5	—	—	—	—	—	—	—	—	—
337211	Wood office furniture mfg	(A)	(D)	(D)	2	1	1	—	—	—	—	—	—	—	—	—	—	—
337212	Custom architectural woodwork & millwork mfg	146	1 520	7 128	9	2	1	4	2	—	—	—	—	—	—	—	—	—
337214	Office furniture (except wood) mfg	(B)	(D)	(D)	1	—	—	—	1	—	—	—	—	—	—	—	—	—
337215	Showcase, partition, shelving & locker mfg	(B)	(D)	(D)	5	2	1	—	2	—	—	—	—	—	—	—	—	—
3379	Other furniture related product mfg	(B)	(D)	(D)	4	1	2	—	1	—	—	—	—	—	—	—	—	—
33791	Mattress mfg	(B)	(D)	(D)	3	1	1	—	1	—	—	—	—	—	—	—	—	—
337910	Mattress mfg	(B)	(D)	(D)	3	1	1	—	1	—	—	—	—	—	—	—	—	—
33792	Blind & shade mfg	(A)	(D)	(D)	1	—	1	—	—	—	—	—	—	—	—	—	—	—
337920	Blind & shade mfg	(A)	(D)	(D)	1	—	1	—	—	—	—	—	—	—	—	—	—	—
339	Miscellaneous mfg	6 095	50 878	220 312	182	91	24	25	16	8	13	4	1	—	—	—	—	—
3391	Medical equipment & supplies mfg	3 057	29 439	125 810	72	30	12	10	9	3	5	2	1	—	—	—	—	—
33911	Medical equipment & supplies mfg	3 057	29 439	125 810	72	30	12	10	9	3	5	2	1	—	—	—	—	—
339111	Laboratory apparatus & furniture mfg	703	7 041	28 942	5	—	1	—	2	—	1	1	—	—	—	—	—	—
339112	Surgical & medical instrument mfg	1 692	16 690	75 988	20	3	4	4	2	3	2	1	1	—	—	—	—	—
339113	Surgical appliance & supplies mfg	409	3 370	12 315	14	4	2	2	5	—	1	—	—	—	—	—	—	—
339114	Dental equipment & supplies mfg	(A)	(D)	(D)	1	1	—	—	—	—	—	—	—	—	—	—	—	—
339115	Ophthalmic goods mfg	(A)	(D)	(D)	1	—	—	—	1	—	—	—	—	—	—	—	—	—
339116	Dental laboratories	(C)	(D)	(D)	31	22	5	3	—	—	1	—	—	—	—	—	—	—
3399	Other miscellaneous mfg	3 038	21 439	94 502	110	61	12	15	7	5	8	2	—	—	—	—	—	—
33991	Jewelry & silverware mfg	171	955	4 526	14	11	—	2	—	—	1	—	—	—	—	—	—	—
339911	Jewelry (exc costume) mfg	(C)	(D)	(D)	9	7	—	1	—	—	1	—	—	—	—	—	—	—
339912	Silverware & hollowware mfg	(A)	(D)	(D)	2	1	—	1	—	—	—	—	—	—	—	—	—	—
339914	Costume jewelry & novelty mfg	(A)	(D)	(D)	3	3	—	—	—	—	—	—	—	—	—	—	—	—
33992	Sporting & athletic goods mfg	133	928	4 243	9	4	—	4	—	1	—	—	—	—	—	—	—	—
339920	Sporting & athletic goods mfg	133	928	4 243	9	4	—	4	—	1	—	—	—	—	—	—	—	—
33993	Doll, toy & game mfg	(B)	(D)	(D)	6	2	1	1	2	—	—	—	—	—	—	—	—	—
339931	Doll & stuffed toy mfg	(A)	(D)	(D)	2	1	—	1	—	—	—	—	—	—	—	—	—	—
339932	Game, toy & children's vehicle mfg	(B)	(D)	(D)	4	1	1	—	2	—	—	—	—	—	—	—	—	—
33994	Office supplies (exc paper) mfg	(B)	(D)	(D)	5	1	1	2	1	—	—	—	—	—	—	—	—	—
339943	Marking device mfg	(B)	(D)	(D)	5	1	1	2	1	—	—	—	—	—	—	—	—	—
33995	Sign mfg	197	1 246	5 797	40	28	6	5	1	—	—	—	—	—	—	—	—	—
339950	Sign mfg	197	1 246	5 797	40	28	6	5	1	—	—	—	—	—	—	—	—	—
33999	All other misc mfg	2 385	17 450	76 491	36	15	4	1	3	4	7	2	—	—	—	—	—	—
339991	Gasket, packing & sealing device mfg	1 500	11 335	49 056	10	—	1	2	2	4	1	—	—	—	—	—	—	—
339992	Musical instrument mfg	(B)	(D)	(D)	5	4	—	—	1	—	—	—	—	—	—	—	—	—
339994	Broom, brush & mop mfg	(C)	(D)	(D)	2	—	—	—	—	1	—	—	—	—	—	—	—	—
339995	Burial casket mfg	(E)	(D)	(D)	3	1	1	—	—	—	—	—	—	—	—	—	—	—
339999	All other miscellaneous mfg	334	2 069	11 234	16	10	3	—	—	1	2	—	—	—	—	—	—	—
<b>42</b>	<b>Wholesale trade</b>	<b>23 023</b>	<b>275 104</b>															

**Table 2. The State—Employees, Payroll, and Establishments by Industry: 2002—Con.**

[Excludes most government employees, railroad employees, and self-employed persons. Size class 1 to 4 includes establishments with payroll, but no employees, during mid-March pay period. (D) denotes figures withheld to avoid disclosing data for individual companies; the data are included in broader industry totals. For explanation of terms, abbreviations, and data reliability/comparability, see introductory text]

NAICS code	Industry	Number of employees for week including March 12	Payroll (\$1,000)		Total number of establishments	Number of establishments by employment-size class										
			First quarter	Annual		1 to 4	5 to 9	10 to 19	20 to 49	50 to 99	100 to 249	250 to 499	500 to 999	1,000 or more		
<b>42</b>	<b>Wholesale trade—Con.</b>															
421	Wholesale trade, durable goods—Con.															
4211	Motor vehicle, motor vehicle pt & supply whsle .....	1 295	10 051	43 264	109	46	25	23	10	4	1	—	—	—	—	—
42111	Automobile & other motor vehicle whsle ..	669	5 213	24 133	32	12	5	5	6	3	1	—	—	—	—	—
421110	Automobile & other motor vehicle whsle .....	669	5 213	24 133	32	12	5	5	6	3	1	—	—	—	—	—
42112	Motor vehicle supplies & new parts whsle .	290	2 135	8 665	35	18	6	9	1	1	—	—	—	—	—	—
421120	Motor vehicle supplies & new parts whsle .....	290	2 135	8 665	35	18	6	9	1	1	—	—	—	—	—	—
42113	Tire & tube whsle .....	175	1 332	5 376	18	6	6	4	2	—	—	—	—	—	—	—
421130	Tire & tube whsle .....	175	1 332	5 376	18	6	6	4	2	—	—	—	—	—	—	—
42114	Motor vehicle parts (used) whsle .....	161	1 371	5 090	24	10	8	5	1	—	—	—	—	—	—	—
421140	Motor vehicle parts (used) whsle .....	161	1 371	5 090	24	10	8	5	1	—	—	—	—	—	—	—
4212	Furniture & home furnishing whsle .....	333	2 819	13 806	53	35	6	8	4	—	—	—	—	—	—	—
42121	Furniture whsle .....	151	1 366	6 741	29	17	4	7	1	—	—	—	—	—	—	—
421210	Furniture whsle .....	151	1 366	6 741	29	17	4	7	1	—	—	—	—	—	—	—
42122	Home furnishing whsle .....	182	1 453	7 065	24	18	2	1	3	—	—	—	—	—	—	—
421220	Home furnishing whsle .....	182	1 453	7 065	24	18	2	1	3	—	—	—	—	—	—	—
4213	Lumber & other construction materials whsle .....	1 084	15 096	60 536	104	53	22	12	12	5	—	—	—	—	—	—
42131	Lumber, plywood, millwork & wood panel whsle .....	688	11 146	42 638	54	27	10	4	9	4	—	—	—	—	—	—
421310	Lumber, plywood, millwork & wood panel whsle .....	688	11 146	42 638	54	27	10	4	9	4	—	—	—	—	—	—
42132	Brick & related construction material whsle .....	109	963	5 197	23	14	5	3	1	—	—	—	—	—	—	—
421320	Brick & related construction material whsle .....	109	963	5 197	23	14	5	3	1	—	—	—	—	—	—	—
42133	Roofing, siding & insulation material whsle .....	206	2 165	9 542	15	7	3	2	2	1	—	—	—	—	—	—
421330	Roofing, siding & insulation material whsle .....	206	2 165	9 542	15	7	3	2	2	1	—	—	—	—	—	—
42139	Other construction material whsle .....	81	822	3 159	12	5	4	3	—	—	—	—	—	—	—	—
421390	Other construction material whsle .....	81	822	3 159	12	5	4	3	—	—	—	—	—	—	—	—
4214	Professional & commercial equip & supp whsle .....	3 598	54 608	228 506	286	151	70	32	25	2	3	3	—	—	—	—
42141	Photographic equipment & supplies whsle .....	(B)	(D)	(D)	6	2	—	4	—	—	—	—	—	—	—	—
421410	Photographic equipment & supplies whsle .....	(B)	(D)	(D)	6	2	—	4	—	—	—	—	—	—	—	—
42142	Office equipment whsle .....	484	5 328	23 932	33	12	10	4	5	1	1	—	—	—	—	—
421420	Office equipment whsle .....	484	5 328	23 932	33	12	10	4	5	1	1	—	—	—	—	—
42143	Computer & peripheral equip & software whsle .....	2 493	41 626	169 928	154	79	36	19	15	—	2	3	—	—	—	—
421430	Computer & peripheral equip & software whsle .....	2 493	41 626	169 928	154	79	36	19	15	—	2	3	—	—	—	—
42144	Other commercial equipment whsle .....	(C)	(D)	(D)	19	10	7	—	2	—	—	—	—	—	—	—
421440	Other commercial equipment whsle .....	(C)	(D)	(D)	19	10	7	—	2	—	—	—	—	—	—	—
42145	Medical, dental, hospital equip & supp whsle .....	319	2 862	11 640	49	34	9	3	2	1	—	—	—	—	—	—
421450	Medical, dental, hospital equip & supp whsle .....	319	2 862	11 640	49	34	9	3	2	1	—	—	—	—	—	—
42146	Ophthalmic goods whsle .....	(B)	(D)	(D)	6	5	—	—	1	—	—	—	—	—	—	—
421460	Ophthalmic goods whsle .....	(B)	(D)	(D)	6	5	—	—	1	—	—	—	—	—	—	—
42149	Oth professional equipment & supplies whsle .....	95	2 579	13 852	19	9	8	2	—	—	—	—	—	—	—	—
421490	Oth professional equipment & supplies whsle .....	95	2 579	13 852	19	9	8	2	—	—	—	—	—	—	—	—
4215	Metal & mineral (except petroleum) whsle ...	556	5 759	24 239	40	17	8	5	7	3	—	—	—	—	—	—
42151	Metal service centers & offices whsle .....	(F)	(D)	(D)	39	16	8	5	7	3	—	—	—	—	—	—
421510	Metal service centers & offices whsle .....	(F)	(D)	(D)	39	16	8	5	7	3	—	—	—	—	—	—
42152	Coal & other mineral & ore whsle .....	(A)	(D)	(D)	1	1	—	—	—	—	—	—	—	—	—	—
421520	Coal & other mineral & ore whsle .....	(A)	(D)	(D)	1	1	—	—	—	—	—	—	—	—	—	—
4216	Electrical goods whsle .....	2 748	41 187	167 931	250	123	59	34	24	7	3	—	—	—	—	—
42161	Elec equip, wiring supp, const material whsle .....	947	12 562	48 840	83	42	21	7	10	1	2	—	—	—	—	—
421610	Elec equip, wiring supp, const material whsle .....	947	12 562	48 840	83	42	21	7	10	1	2	—	—	—	—	—
42162	Electric appliance, TV, radio set whsle ....	76	513	3 311	12	4	6	2	—	—	—	—	—	—	—	—
421620	Electric appliance, TV, radio set whsle ..	76	513	3 311	12	4	6	2	—	—	—	—	—	—	—	—
42169	Other electronic parts & equipment whsle .	1 725	28 112	115 780	155	77	32	25	14	6	1	—	—	—	—	—
421690	Other electronic parts & equipment whsle .....	1 725	28 112	115 780	155	77	32	25	14	6	1	—	—	—	—	—
4217	Hardware, plumb & heating equip & sup whsle .....	1 322	14 598	64 979	109	52	29	12	11	3	1	1	—	—	—	—
42171	Hardware whsle .....	740	7 424	34 792	45	25	9	2	6	1	1	1	—	—	—	—
421710	Hardware whsle .....	740	7 424	34 792	45	25	9	2	6	1	1	1	—	—	—	—
42172	Plumbing & heating equipment & supplies whsle .....	366	4 812	18 081	43	16	16	7	3	1	—	—	—	—	—	—
421720	Plumbing & heating equipment & supplies whsle .....	366	4 812	18 081	43	16	16	7	3	1	—	—	—	—	—	—
42173	Warm air heating & AC equip & supplies whsle .....	(C)	(D)	(D)	17	10	3	2	2	—	—	—	—	—	—	—
421730	Warm air heating & AC equip & supplies whsle .....	(C)	(D)	(D)	17	10	3	2	2	—	—	—	—	—	—	—
42174	Refrigeration equipment & supplies whsle .	(B)	(D)	(D)	4	1	1	1	—	1	—	—	—	—	—	—
421740	Refrigeration equipment & supplies whsle .....	(B)	(D)	(D)	4	1	1	1	—	1	—	—	—	—	—	—
4218	Machinery, equipment & supplies whsle ....	2 476	26 239	110 232	324	174	84	35	27	3	1	—	—	—	—	—
42181	Const & mining (exc petroleum) equip whsle .....	391	4 078	16 788	29	9	9	6	4	—	1	—	—	—	—	—
421810	Const & mining (exc petroleum) equip whsle .....	391	4 078	16 788	29	9	9	6	4	—	1	—	—	—	—	—
42182	Farm & garden machinery & equipment whsle .....	217	1 764	7 636	25	12	7	2	4	—	—	—	—	—	—	—

See footnotes at end of table.





**Table 2. The State—Employees, Payroll, and Establishments by Industry: 2002—Con.**

[Excludes most government employees, railroad employees, and self-employed persons. Size class 1 to 4 includes establishments with payroll, but no employees, during mid-March pay period. (D) denotes figures withheld to avoid disclosing data for individual companies; the data are included in broader industry totals. For explanation of terms, abbreviations, and data reliability/comparability, see introductory text]

NAICS code	Industry	Number of employees for week including March 12	Payroll (\$1,000)		Total number of establishments	Number of establishments by employment-size class											
			First quarter	Annual		1 to 4	5 to 9	10 to 19	20 to 49	50 to 99	100 to 249	250 to 499	500 to 999	1,000 or more			
<b>42</b>	<b>Wholesale trade—Con.</b>																
422	Wholesale trade, nondurable goods—Con.																
4226	Chemical & allied products whse—Con.																
42261	Plastics materials & basic forms, shapes whse—Con.																
422610	Plastics materials & basic forms, shapes whse .....	188	2 435	10 796	28	18	2	6	2	—	—	—	—	—	—	—	—
42269	Other chemical & allied products whse .....	636	7 912	32 985	67	36	18	7	4	1	—	—	—	—	—	—	—
422690	Other chemical & allied products whse .....	636	7 912	32 985	67	36	18	7	4	1	—	—	—	—	—	—	—
4227	Petroleum & petroleum products whse .....	(F)	(D)	(D)	38	17	8	7	4	—	2	—	—	—	—	—	—
42271	Petroleum bulk stations & terminals .....	(E)	(D)	(D)	20	7	4	6	2	—	1	—	—	—	—	—	—
422710	Petroleum bulk stations & terminals .....	(E)	(D)	(D)	20	7	4	6	2	—	1	—	—	—	—	—	—
42272	Petroleum prod whse (exc bulk sta, terminals) .....	283	7 611	20 585	18	10	4	1	2	—	1	—	—	—	—	—	—
422720	Petroleum prod whse (exc bulk sta, terminals) .....	283	7 611	20 585	18	10	4	1	2	—	1	—	—	—	—	—	—
4228	Beer, wine, distilled alcoholic beverage whse .....	788	8 257	39 084	20	7	—	—	6	5	2	—	—	—	—	—	—
42281	Beer & ale whse .....	666	6 630	32 238	11	1	—	—	3	5	2	—	—	—	—	—	—
422810	Beer & ale whse .....	666	6 630	32 238	11	1	—	—	3	5	2	—	—	—	—	—	—
42282	Wine & distilled alcoholic beverage whse .....	122	1 627	6 846	9	6	—	—	3	—	—	—	—	—	—	—	—
422820	Wine & distilled alcoholic beverage whse .....	122	1 627	6 846	9	6	—	—	3	—	—	—	—	—	—	—	—
4229	Miscellaneous nondurable goods whse .....	1 590	13 552	57 420	137	94	16	14	7	4	—	2	—	—	—	—	—
42291	Farm supplies whse .....	(B)	(D)	(D)	14	13	—	1	—	—	—	—	—	—	—	—	—
422910	Farm supplies whse .....	(B)	(D)	(D)	14	13	—	1	—	—	—	—	—	—	—	—	—
42292	Book, periodical & newspaper whse .....	487	4 006	17 419	28	16	4	4	3	—	—	1	—	—	—	—	—
422920	Book, periodical & newspaper whse .....	487	4 006	17 419	28	16	4	4	3	—	—	1	—	—	—	—	—
42293	Flower, nursery stock, florists' supplies whse .....	121	695	3 594	18	10	3	4	1	—	—	—	—	—	—	—	—
422930	Flower, nursery stock, florists' supplies whse .....	121	695	3 594	18	10	3	4	1	—	—	—	—	—	—	—	—
42294	Tobacco & tobacco product whse .....	570	4 929	19 552	8	2	—	1	2	2	—	1	—	—	—	—	—
422940	Tobacco & tobacco product whse .....	570	4 929	19 552	8	2	—	1	2	2	—	1	—	—	—	—	—
42295	Paint, varnish & supplies whse .....	(A)	(D)	(D)	3	2	1	—	—	—	—	—	—	—	—	—	—
422950	Paint, varnish & supplies whse .....	(A)	(D)	(D)	3	2	1	—	—	—	—	—	—	—	—	—	—
42299	Other miscellaneous nondurable goods whse .....	362	3 581	15 354	66	51	8	4	1	2	—	—	—	—	—	—	—
422990	Other miscellaneous nondurable goods whse .....	362	3 581	15 354	66	51	8	4	1	2	—	—	—	—	—	—	—
<b>44-45</b>	<b>Retail trade .....</b>	<b>93 979</b>	<b>487 940</b>	<b>2 110 559</b>	<b>6 678</b>	<b>2 828</b>	<b>1 791</b>	<b>1 097</b>	<b>633</b>	<b>159</b>	<b>138</b>	<b>32</b>	—	—	—	—	—
441	Motor vehicle & parts dealers .....	12 531	107 345	484 903	815	276	208	136	155	26	13	1	—	—	—	—	—
4411	Automobile dealers .....	8 553	82 308	365 616	367	121	51	43	115	23	13	1	—	—	—	—	—
44111	New car dealers .....	7 622	74 561	330 315	201	23	13	21	107	23	13	1	—	—	—	—	—
441110	New car dealers .....	7 622	74 561	330 315	201	23	13	21	107	23	13	1	—	—	—	—	—
44112	Used car dealers .....	931	7 747	35 301	166	98	38	22	8	—	—	—	—	—	—	—	—
441120	Used car dealers .....	931	7 747	35 301	166	98	38	22	8	—	—	—	—	—	—	—	—
4412	Other motor vehicle dealers .....	1 254	9 172	50 818	124	52	28	27	15	2	—	—	—	—	—	—	—
44121	Recreational vehicle dealers .....	288	2 202	15 126	25	10	6	3	6	—	—	—	—	—	—	—	—
441210	Recreational vehicle dealers .....	288	2 202	15 126	25	10	6	3	6	—	—	—	—	—	—	—	—
44122	Motorcycle & boat & other MV dealers .....	966	6 970	35 692	99	42	22	24	9	2	—	—	—	—	—	—	—
441221	Motorcycle dealers .....	561	4 310	21 843	47	19	7	13	6	2	—	—	—	—	—	—	—
441222	Boat dealers .....	283	1 942	10 120	36	14	11	9	2	—	—	—	—	—	—	—	—
441229	All other motor vehicle dealers .....	122	718	3 729	16	9	4	2	1	—	—	—	—	—	—	—	—
4413	Automotive parts, accessories & tire stores ..	2 724	15 865	68 469	324	103	129	66	25	1	—	—	—	—	—	—	—
44131	Automotive parts, accessories & tire stores .....	1 973	10 799	46 729	233	74	90	54	14	1	—	—	—	—	—	—	—
441310	Automotive parts, accessories & tire stores .....	1 973	10 799	46 729	233	74	90	54	14	1	—	—	—	—	—	—	—
44132	Tire dealers .....	751	5 066	21 740	91	29	39	12	11	—	—	—	—	—	—	—	—
441320	Tire dealers .....	751	5 066	21 740	91	29	39	12	11	—	—	—	—	—	—	—	—
442	Furniture & home furnishing stores .....	3 153	18 304	83 828	413	219	96	66	30	1	1	—	—	—	—	—	—
4421	Furniture stores .....	1 237	8 453	39 542	155	77	35	30	13	—	—	—	—	—	—	—	—
44211	Furniture stores .....	1 237	8 453	39 542	155	77	35	30	13	—	—	—	—	—	—	—	—
442110	Furniture stores .....	1 237	8 453	39 542	155	77	35	30	13	—	—	—	—	—	—	—	—
4422	Home furnishings stores .....	1 916	9 851	44 286	258	142	61	36	17	1	1	—	—	—	—	—	—
44221	Floor covering stores .....	513	3 712	17 459	101	66	20	12	3	—	—	—	—	—	—	—	—
442210	Floor covering stores .....	513	3 712	17 459	101	66	20	12	3	—	—	—	—	—	—	—	—
44229	Other home furnishings stores .....	1 403	6 139	26 827	157	76	41	24	14	1	1	—	—	—	—	—	—
442291	Window treatment stores .....	47	241	981	16	12	3	1	—	—	—	—	—	—	—	—	—
442299	All other home furnishings stores .....	1 356	5 898	25 846	141	64	38	23	14	1	1	—	—	—	—	—	—
443	Electronics & appliance stores .....	2 963	20 464	81 584	312	160	91	41	7	8	5	—	—	—	—	—	—
4431	Electronics & appliance stores .....	2 963	20 464	81 584	312	160	91	41	7	8	5	—	—	—	—	—	—
44311	Appliance, TV & all other electronics stores .....	2 106	12 289	50 574	202	105	59	23	4	7	4	—	—	—	—	—	—
443111	Household appliance stores .....	445	3 509	15 588	65	34	16	13	1	1	—	—	—	—	—	—	—
443112	Radio, television & other electronics stores .....	1 661	8 780	34 986	137	71	43	10	3	6	4	—	—	—	—	—	—
44312	Computer & software stores .....	696	7 306	27 601	84	45	23	11	3	1	1	—	—	—	—	—	—
443120	Computer & software stores .....	696	7 306	27 601	84	45	23	11	3	1	1	—	—	—	—	—	—
44313	Camera & photographic supplies stores .....	161	869	3 409	26	10	9	7	—	—	—	—	—	—	—	—	—
443130	Camera & photographic supplies stores .....	161	869	3 409	26	10	9	7	—	—	—	—	—	—	—	—	—
444	Bldg material & garden equip & supp dealers ..	8 060	55 569	250 432	622	246	172	118	58	15	11	2	—	—	—	—	—
4441	Building material & supplies dealers .....	7 161	50 935	226 635	486	178	135	96	50	14	11	2	—	—	—	—	—
44411	Home centers .....	2 534	14 082	61 468	39	9	4	7	6	2	9	2	—	—	—	—	—
444110	Home centers .....	2 534	14 082	61 468	39	9	4	7	6	2	9	2	—	—	—	—	—
44412	Paint & wallpaper stores .....	248	2 137	9 455	34	13	16	3	1	1	—	—	—	—	—	—	—
444120	Paint & wallpaper stores .....	248	2 137	9 455	34	13	16	3	1	1	—	—	—	—	—	—	—
44413	Hardware stores .....	995	4 978	20 250	124	38	50	28	7	1	—	—	—	—	—	—	—
444130	Hardware stores .....	995	4 978	20 250	124	38	50	28	7	1	—	—	—	—	—	—	—
44419	Other building material																



**Table 2. The State—Employees, Payroll, and Establishments by Industry: 2002—Con.**

[Excludes most government employees, railroad employees, and self-employed persons. Size class 1 to 4 includes establishments with payroll, but no employees, during mid-March pay period. (D) denotes figures withheld to avoid disclosing data for individual companies; the data are included in broader industry totals. For explanation of terms, abbreviations, and data reliability/comparability, see introductory text]

NAICS code	Industry	Number of employees for week including March 12	Payroll (\$1,000)		Total number of establishments	Number of establishments by employment-size class										
			First quarter	Annual		1 to 4	5 to 9	10 to 19	20 to 49	50 to 99	100 to 249	250 to 499	500 to 999	1,000 or more		
<b>44-45</b>	<b>Retail trade—Con.</b>															
452	General merchandise stores .....	14 694	61 694	260 246	248	70	50	23	27	25	38	15	—	—	—	—
4521	Department stores .....	12 312	51 993	217 374	81	2	—	1	9	22	32	15	—	—	—	—
45211	Department stores .....	12 312	51 993	217 374	81	2	—	1	9	22	32	15	—	—	—	—
452110	Department stores .....	12 312	51 993	217 374	81	2	—	1	9	22	32	15	—	—	—	—
4529	Other general merchandise stores .....	2 382	9 701	42 872	167	68	50	22	18	3	6	—	—	—	—	—
45291	Warehouse clubs & superstores .....	1 092	5 190	25 756	11	1	—	1	1	2	6	—	—	—	—	—
452910	Warehouse clubs & superstores .....	1 092	5 190	25 756	11	1	—	1	1	2	6	—	—	—	—	—
45299	All other general merchandise stores .....	1 290	4 511	17 116	156	67	50	21	17	1	—	—	—	—	—	—
452990	All other general merchandise stores .....	1 290	4 511	17 116	156	67	50	21	17	1	—	—	—	—	—	—
453	Miscellaneous store retailers .....	5 130	19 359	85 978	839	486	198	101	51	3	—	—	—	—	—	—
4531	Florists .....	822	2 884	11 722	142	79	35	21	6	1	—	—	—	—	—	—
45311	Florists .....	822	2 884	11 722	142	79	35	21	6	1	—	—	—	—	—	—
453110	Florists .....	822	2 884	11 722	142	79	35	21	6	1	—	—	—	—	—	—
4532	Office supplies, stationery & gift stores .....	2 100	6 826	30 048	318	174	76	42	26	—	—	—	—	—	—	—
45321	Office supplies & stationery stores .....	689	3 142	12 896	51	21	7	4	19	—	—	—	—	—	—	—
453210	Office supplies & stationery stores .....	689	3 142	12 896	51	21	7	4	19	—	—	—	—	—	—	—
45322	Gift, novelty & souvenir stores .....	1 411	3 684	17 152	267	153	69	38	7	—	—	—	—	—	—	—
453220	Gift, novelty & souvenir stores .....	1 411	3 684	17 152	267	153	69	38	7	—	—	—	—	—	—	—
4533	Used merchandise stores .....	555	1 971	8 442	116	82	22	9	2	1	—	—	—	—	—	—
45331	Used merchandise stores .....	555	1 971	8 442	116	82	22	9	2	1	—	—	—	—	—	—
453310	Used merchandise stores .....	555	1 971	8 442	116	82	22	9	2	1	—	—	—	—	—	—
4539	Other miscellaneous store retailers .....	1 653	7 678	35 766	263	151	65	29	17	1	—	—	—	—	—	—
45391	Pet & pet supplies stores .....	699	2 184	9 668	61	27	13	9	11	1	—	—	—	—	—	—
453910	Pet & pet supplies stores .....	699	2 184	9 668	61	27	13	9	11	1	—	—	—	—	—	—
45392	Art dealers .....	72	270	1 147	23	18	4	1	—	—	—	—	—	—	—	—
453920	Art dealers .....	72	270	1 147	23	18	4	1	—	—	—	—	—	—	—	—
45393	Manufactured (mobile) home dealers .....	117	882	4 375	23	11	9	2	1	—	—	—	—	—	—	—
453930	Manufactured (mobile) home dealers .....	117	882	4 375	23	11	9	2	1	—	—	—	—	—	—	—
45399	All other miscellaneous store retailers .....	765	4 342	20 576	156	95	39	17	5	—	—	—	—	—	—	—
453991	Tobacco stores .....	82	421	1 845	16	10	3	2	1	—	—	—	—	—	—	—
453998	All other misc store retailers (exc tobacco) .....	683	3 921	18 731	140	85	36	15	4	—	—	—	—	—	—	—
454	Nonstore retailers .....	5 353	43 757	185 774	349	171	65	56	35	13	7	2	—	—	—	—
4541	Electronic shopping & mail-order houses .....	2 067	18 189	82 923	100	69	10	5	5	5	5	1	—	—	—	—
45411	Electronic shopping & mail-order houses .....	2 067	18 189	82 923	100	69	10	5	5	5	5	1	—	—	—	—
454110	Electronic shopping & mail-order houses .....	2 067	18 189	82 923	100	69	10	5	5	5	5	1	—	—	—	—
4542	Vending machine operators .....	109	714	3 089	24	18	3	1	2	—	—	—	—	—	—	—
45421	Vending machine operators .....	109	714	3 089	24	18	3	1	2	—	—	—	—	—	—	—
454210	Vending machine operators .....	109	714	3 089	24	18	3	1	2	—	—	—	—	—	—	—
4543	Direct selling establishments .....	3 177	24 854	99 762	225	84	52	50	28	8	2	1	—	—	—	—
45431	Fuel dealers .....	2 235	20 863	81 714	153	42	39	38	25	7	2	—	—	—	—	—
454311	Heating oil dealers .....	1 710	16 094	61 408	120	32	32	30	21	3	2	—	—	—	—	—
454312	Liquified petroleum gas (bottled gas) dealers .....	(F)	(D)	(D)	30	7	7	8	4	4	—	—	—	—	—	—
454319	Other fuel dealers .....	(A)	(D)	(D)	3	3	—	—	—	—	—	—	—	—	—	—
45439	Other direct selling establishments .....	942	3 991	18 048	72	42	13	12	3	1	—	1	—	—	—	—
454390	Other direct selling establishments .....	942	3 991	18 048	72	42	13	12	3	1	—	1	—	—	—	—
<b>48-49</b>	<b>Transportation &amp; warehousing .....</b>	<b>14 052</b>	<b>95 576</b>	<b>420 036</b>	<b>811</b>	<b>476</b>	<b>130</b>	<b>85</b>	<b>67</b>	<b>41</b>	<b>11</b>	<b>—</b>	<b>—</b>	<b>—</b>	<b>—</b>	<b>1</b>
481	Air transportation .....	616	4 138	20 819	30	18	2	3	3	2	2	—	—	—	—	—
4811	Scheduled air transportation .....	(E)	(D)	(D)	9	3	1	—	3	2	—	—	—	—	—	—
48111	Scheduled air transportation .....	(E)	(D)	(D)	9	3	1	—	3	2	—	—	—	—	—	—
481111	Scheduled passenger air transportation .....	(E)	(D)	(D)	9	3	1	—	3	2	—	—	—	—	—	—
4812	Nonscheduled air transportation .....	(E)	(D)	(D)	21	15	1	3	—	—	2	—	—	—	—	—
48121	Nonscheduled air transportation .....	(E)	(D)	(D)	21	15	1	3	—	—	2	—	—	—	—	—
481211	Nonscheduled chartered passenger air trans .....	(C)	(D)	(D)	12	9	1	1	—	—	1	—	—	—	—	—
481212	Nonscheduled chartered freight air trans .....	(C)	(D)	(D)	5	4	—	—	—	—	1	—	—	—	—	—
481219	Other nonscheduled air transportation .....	(B)	(D)	(D)	4	2	—	2	—	—	—	—	—	—	—	—
483	Water transportation .....	(A)	(D)	(D)	5	4	—	1	—	—	—	—	—	—	—	—
4831	Deep sea, coastal & Great Lakes water trans .....	(A)	(D)	(D)	3	2	—	1	—	—	—	—	—	—	—	—
48311	Deep sea, coastal & Great Lakes water trans .....	(A)	(D)	(D)	3	2	—	1	—	—	—	—	—	—	—	—
483111	Deep sea freight transportation .....	(A)	(D)	(D)	1	1	—	—	—	—	—	—	—	—	—	—
483112	Deep sea passenger transportation .....	(A)	(D)	(D)	1	1	—	—	—	—	—	—	—	—	—	—
483113	Coastal & Great Lakes freight transportation .....	(A)	(D)	(D)	1	—	—	1	—	—	—	—	—	—	—	—
4832	Inland water transportation .....	(A)	(D)	(D)	2	2	—	—	—	—	—	—	—	—	—	—
48321	Inland water transportation .....	(A)	(D)	(D)	2	2	—	—	—	—	—	—	—	—	—	—
483211	Inland water freight transportation .....	(A)	(D)	(D)	1	1	—	—	—	—	—	—	—	—	—	—
483212	Inland water passenger transportation .....	(A)	(D)	(D)	1	1	—	—	—	—	—	—	—	—	—	—
484	Truck transportation .....	3 412	25 489	110 646	450	298	67	42	27	14	2	—	—	—	—	—
4841	General freight trucking .....	1 966	15 408	67 784	189	115	27	21	14	10	2	—	—	—	—	—
48411	General freight trucking, local .....	592	4 078	17 793	85	60	13	7	1	3	1	—	—	—	—	—
484110	General freight trucking, local .....	592	4 078	17 793	85	60	13	7	1	3	1	—	—	—	—	—
48412	General freight trucking, long-distance .....	1 374	11 330	49 991	104	55	14	14	13	7	1	—	—	—	—	—
484121	General freight trucking, long-distance, TL .....	833	5 587	25 372	78	47	11	11	4	4	1	—	—	—	—	—
484122	General freight trucking, long-distance, LTL .....	541	5 743	24 619	26	8	3	3	9	3	—	—	—	—	—	—

See footnotes at end of table.



**Table 2. The State—Employees, Payroll, and Establishments by Industry: 2002—Con.**

[Excludes most government employees, railroad employees, and self-employed persons. Size class 1 to 4 includes establishments with payroll, but no employees, during mid-March pay period. (D) denotes figures withheld to avoid disclosing data for individual companies; the data are included in broader industry totals. For explanation of terms, abbreviations, and data reliability/comparability, see introductory text.]

NAICS code	Industry	Number of employees for week including March 12	Payroll (\$1,000)		Total number of establishments	Number of establishments by employment-size class									
			First quarter	Annual		1 to 4	5 to 9	10 to 19	20 to 49	50 to 99	100 to 249	250 to 499	500 to 999	1,000 or more	
<b>48-49</b>	<b>Transportation &amp; warehousing—Con.</b>														
488	Transportation support activities—Con.														
4889	Other transportation support activities .....	(B)	(D)	(D)	5	4	—	—	1	—	—	—	—	—	—
48899	Other transportation support activities .....	(B)	(D)	(D)	5	4	—	—	1	—	—	—	—	—	—
488991	Packing & crating .....	(A)	(D)	(D)	4	4	—	—	—	—	—	—	—	—	—
488999	All other transportation support activities .....	(B)	(D)	(D)	1	—	—	—	1	—	—	—	—	—	—
492	Couriers & messengers .....	(I)	(D)	(D)	61	33	9	7	6	3	2	—	—	—	1
4921	Couriers .....	(I)	(D)	(D)	38	15	5	6	6	3	2	—	—	—	1
49211	Couriers .....	(I)	(D)	(D)	38	15	5	6	6	3	2	—	—	—	1
492110	Couriers .....	(I)	(D)	(D)	38	15	5	6	6	3	2	—	—	—	1
4922	Local messengers & local delivery .....	73	391	2 170	23	18	4	1	—	—	—	—	—	—	—
49221	Local messengers & local delivery .....	73	391	2 170	23	18	4	1	—	—	—	—	—	—	—
492210	Local messengers & local delivery .....	73	391	2 170	23	18	4	1	—	—	—	—	—	—	—
493	Warehousing & storage .....	(E)	(D)	(D)	22	7	7	2	4	2	—	—	—	—	—
4931	Warehousing & storage .....	(E)	(D)	(D)	22	7	7	2	4	2	—	—	—	—	—
49311	General warehousing & storage .....	(E)	(D)	(D)	18	5	7	1	3	2	—	—	—	—	—
493110	General warehousing & storage .....	(E)	(D)	(D)	18	5	7	1	3	2	—	—	—	—	—
49312	Refrigerated warehousing & storage .....	(B)	(D)	(D)	2	—	—	1	1	—	—	—	—	—	—
493120	Refrigerated warehousing & storage .....	(B)	(D)	(D)	2	—	—	1	1	—	—	—	—	—	—
49319	Other warehousing & storage .....	(A)	(D)	(D)	2	2	—	—	—	—	—	—	—	—	—
493190	Other warehousing & storage .....	(A)	(D)	(D)	2	2	—	—	—	—	—	—	—	—	—
<b>51</b>	<b>Information .....</b>	<b>14 455</b>	<b>181 325</b>	<b>694 838</b>	<b>773</b>	<b>387</b>	<b>120</b>	<b>111</b>	<b>90</b>	<b>36</b>	<b>21</b>	<b>7</b>	<b>1</b>	<b>—</b>	<b>—</b>
511	Publishing industries .....	7 272	101 222	390 733	268	132	42	32	30	12	15	4	1	—	—
5111	Newspaper, periodical, book, database publishers .....	3 407	29 209	117 180	133	67	23	19	9	5	7	3	—	—	—
51111	Newspaper publishers .....	2 196	16 860	68 300	58	20	14	9	5	3	5	2	—	—	—
511110	Newspaper publishers .....	2 196	16 860	68 300	58	20	14	9	5	3	5	2	—	—	—
51112	Periodical publishers .....	473	6 008	22 672	35	21	4	7	1	1	1	—	—	—	—
511120	Periodical publishers .....	473	6 008	22 672	35	21	4	7	1	1	1	—	—	—	—
51113	Book publishers .....	(C)	(D)	(D)	20	15	—	2	2	1	—	—	—	—	—
511130	Book publishers .....	(C)	(D)	(D)	20	15	—	2	2	1	—	—	—	—	—
51114	Database and directory publishers .....	(C)	(D)	(D)	8	5	2	—	—	—	1	—	—	—	—
511140	Database and directory publishers .....	(C)	(D)	(D)	8	5	2	—	—	—	1	—	—	—	—
51119	Other publishers .....	(E)	(D)	(D)	12	6	3	1	1	—	—	1	—	—	—
511191	Greeting card publishers .....	(E)	(D)	(D)	4	1	2	—	—	—	—	1	—	—	—
511199	All other publishers .....	(B)	(D)	(D)	8	5	1	1	1	—	—	—	—	—	—
5112	Software publishers .....	3 865	72 013	273 553	135	65	19	13	21	7	8	1	1	—	—
51121	Software publishers .....	3 865	72 013	273 553	135	65	19	13	21	7	8	1	1	—	—
511210	Software publishers .....	3 865	72 013	273 553	135	65	19	13	21	7	8	1	1	—	—
512	Motion picture & sound recording industries ...	(F)	(D)	(D)	79	40	13	17	8	1	—	—	—	—	—
5121	Motion picture & video industries .....	(F)	(D)	(D)	73	35	12	17	8	1	—	—	—	—	—
51211	Motion picture & video production .....	(C)	(D)	(D)	25	19	3	1	2	—	—	—	—	—	—
512110	Motion picture & video production .....	(C)	(D)	(D)	25	19	3	1	2	—	—	—	—	—	—
51212	Motion picture & video distribution .....	(A)	(D)	(D)	1	1	—	—	—	—	—	—	—	—	—
512120	Motion picture & video distribution .....	(A)	(D)	(D)	1	1	—	—	—	—	—	—	—	—	—
51213	Motion picture & video exhibition .....	(E)	(D)	(D)	38	9	8	15	5	1	—	—	—	—	—
512131	Motion picture theaters (except drive-ins) .....	471	1 031	4 459	33	4	8	15	5	1	—	—	—	—	—
512132	Drive-in motion picture theaters .....	(A)	(D)	(D)	5	5	—	—	—	—	—	—	—	—	—
51219	Postprod & other movie & video industries .....	(B)	(D)	(D)	9	6	1	1	1	—	—	—	—	—	—
512191	Teleproduction & oth postproduction services .....	(B)	(D)	(D)	9	6	1	1	1	—	—	—	—	—	—
5122	Sound recording industries .....	(A)	(D)	(D)	6	5	1	—	—	—	—	—	—	—	—
51223	Music publishers .....	(A)	(D)	(D)	2	2	—	—	—	—	—	—	—	—	—
512230	Music publishers .....	(A)	(D)	(D)	2	2	—	—	—	—	—	—	—	—	—
51224	Sound recording studios .....	(A)	(D)	(D)	4	3	1	—	—	—	—	—	—	—	—
512240	Sound recording studios .....	(A)	(D)	(D)	4	3	1	—	—	—	—	—	—	—	—
513	Broadcasting & telecommunications .....	5 439	62 657	236 061	293	130	46	50	38	20	6	3	—	—	—
5131	Radio & television broadcasting .....	(F)	(D)	(D)	47	18	8	5	13	2	1	—	—	—	—
51311	Radio broadcasting .....	(F)	(D)	(D)	39	13	7	5	13	1	—	—	—	—	—
513111	Radio networks .....	(A)	(D)	(D)	1	1	—	—	—	—	—	—	—	—	—
513112	Radio stations .....	(F)	(D)	(D)	38	12	7	5	13	1	—	—	—	—	—
51312	Television broadcasting .....	(C)	(D)	(D)	8	5	1	—	—	1	1	—	—	—	—
513120	Television broadcasting .....	(C)	(D)	(D)	8	5	1	—	—	1	1	—	—	—	—
5132	Cable networks & program distribution .....	(G)	(D)	(D)	53	12	3	24	6	5	2	1	—	—	—
51321	Cable networks .....	(A)	(D)	(D)	6	5	1	—	—	—	—	—	—	—	—
513210	Cable networks .....	(A)	(D)	(D)	6	5	1	—	—	—	—	—	—	—	—
51322	Cable & other program distribution .....	1 407	9 070	39 783	47	7	2	24	6	5	2	1	—	—	—
513220	Cable & other program distribution .....	1 407	9 070	39 783	47	7	2	24	6	5	2	1	—	—	—
5133	Telecommunications .....	3 249	48 077	173 430	193	100	35	21	19	13	3	2	—	—	—
51331	Wired telecommunications carriers .....	2 843	42 980	154 316	120	59	15	12	16	13	3	2	—	—	—
513310	Wired telecommunications carriers .....	2 843	42 980	154 316	120	59	15	12	16	13	3	2	—	—	—
51332	Wireless telecom carriers (exc satellite) ...	361	4 473	16 650	57	29	16	9	3	—	—	—	—	—	—
513321	Paging .....	(B)	(D)	(D)	9	5	2	2	—	—	—	—	—	—	—
513322	Cellular & other wireless telecommunications .....	(E)	(D)	(D)	48	24	14	7	3	—	—	—	—	—	—
51333	Telecommunications resellers .....	(B)	(D)	(D)	10	6	4	—	—	—	—	—	—	—	—
513330	Telecommunications resellers .....	(B)	(D)	(D)	10	6	4	—	—	—	—	—	—	—	—
51334	Satellite telecommunications .....	(A)	(D)	(D)	3	3	—	—	—	—	—	—	—	—	—
513340	Satellite telecommunications .....	(A)	(D)	(D)	3	3	—	—	—	—	—	—	—	—	—
51339	Other telecommunications .....	(A)	(D)	(D)	3	3	—	—	—	—	—	—	—	—	—
513390	Other telecommunications .....	(A)	(D)	(D)	3	3	—	—	—	—	—	—	—	—	—

See footnotes at end of table.



**Table 2. The State—Employees, Payroll, and Establishments by Industry: 2002—Con.**

[Excludes most government employees, railroad employees, and self-employed persons. Size class 1 to 4 includes establishments with payroll, but no employees, during mid-March pay period. (D) denotes figures withheld to avoid disclosing data for individual companies; the data are included in broader industry totals. For explanation of terms, abbreviations, and data reliability/comparability, see introductory text]

NAICS code	Industry	Number of employees for week including March 12	Payroll (\$1,000)		Total number of establishments	Number of establishments by employment-size class									
			First quarter	Annual		1 to 4	5 to 9	10 to 19	20 to 49	50 to 99	100 to 249	250 to 499	500 to 999	1,000 or more	
<b>53</b>	<b>Real estate &amp; rental &amp; leasing</b>	<b>7 739</b>	<b>52 133</b>	<b>243 841</b>	<b>1 500</b>	<b>1 090</b>	<b>236</b>	<b>114</b>	<b>44</b>	<b>11</b>	<b>4</b>	<b>1</b>	—	—	
531	Real estate	4 830	34 508	163 823	1 162	926	147	52	27	7	3	—	—	—	
5311	Lessors of real estate	1 592	10 415	47 113	424	342	52	22	5	3	—	—	—	—	
53111	Lessors of residential buildings & dwellings	713	4 416	19 724	162	123	27	9	1	2	—	—	—	—	
531110	Lessors of residential buildings & dwellings	713	4 416	19 724	162	123	27	9	1	2	—	—	—	—	
53112	Lessors of nonres bldg (exc miniwarehouses)	472	3 277	15 113	147	124	10	9	4	—	—	—	—	—	
531120	Lessors of nonres bldg (exc miniwarehouses)	472	3 277	15 113	147	124	10	9	4	—	—	—	—	—	
53113	Lessors of miniwarehouses & self storage units	197	1 116	5 006	46	40	4	1	—	1	—	—	—	—	
531130	Lessors of miniwarehouses & self storage units	197	1 116	5 006	46	40	4	1	—	1	—	—	—	—	
53119	Lessors of other real estate property	210	1 606	7 270	69	55	11	3	—	—	—	—	—	—	
531190	Lessors of other real estate property	210	1 606	7 270	69	55	11	3	—	—	—	—	—	—	
5312	Offices of real estate agents & brokers	1 245	9 491	48 628	421	348	56	12	4	1	—	—	—	—	
53121	Offices of real estate agents & brokers	1 245	9 491	48 628	421	348	56	12	4	1	—	—	—	—	
531210	Offices of real estate agents & brokers	1 245	9 491	48 628	421	348	56	12	4	1	—	—	—	—	
5313	Activities related to real estate	1 993	14 602	68 082	317	236	39	18	18	3	3	—	—	—	
53131	Real estate property managers	1 571	10 213	45 251	183	121	28	15	14	2	3	—	—	—	
531311	Residential property managers	1 178	6 837	29 630	126	86	18	7	10	2	3	—	—	—	
531312	Nonresidential property managers	393	3 376	15 621	57	35	10	8	4	—	—	—	—	—	
53132	Offices of real estate appraisers	235	2 835	12 982	69	60	5	2	1	1	—	—	—	—	
531320	Offices of real estate appraisers	235	2 835	12 982	69	60	5	2	1	1	—	—	—	—	
53139	Other activities related to real estate	187	1 554	9 849	65	55	6	1	3	—	—	—	—	—	
531390	Other activities related to real estate	187	1 554	9 849	65	55	6	1	3	—	—	—	—	—	
532	Rental & leasing services	(H)	(D)	(D)	333	159	89	62	17	4	1	1	—	—	
5321	Automotive equipment rental & leasing	795	6 384	28 638	59	30	12	9	5	2	—	1	—	—	
53211	Passenger car rental & leasing	(F)	(D)	(D)	19	8	3	2	4	1	—	1	—	—	
532111	Passenger car rental	(E)	(D)	(D)	16	6	3	2	4	1	—	—	—	—	
532112	Passenger car leasing	(E)	(D)	(D)	3	2	—	—	—	—	—	1	—	—	
53212	Truck, utility trailer & RV rental & leasing	(E)	(D)	(D)	40	22	9	7	1	1	—	—	—	—	
532120	Truck, utility trailer & RV rental & leasing	(E)	(D)	(D)	40	22	9	7	1	1	—	—	—	—	
5322	Consumer goods rental	1 491	5 974	24 335	173	73	50	39	8	2	1	—	—	—	
53221	Consumer electronics & appliances rental	(B)	(D)	(D)	6	3	1	2	—	—	—	—	—	—	
532210	Consumer electronics & appliances rental	(B)	(D)	(D)	6	3	1	2	—	—	—	—	—	—	
53222	Formal wear & costume rental	(B)	(D)	(D)	8	3	4	1	—	—	—	—	—	—	
532220	Formal wear & costume rental	(B)	(D)	(D)	8	3	4	1	—	—	—	—	—	—	
53223	Video tape & disc rental	1 129	3 064	12 925	109	35	36	31	4	2	1	—	—	—	
532230	Video tape & disc rental	1 129	3 064	12 925	109	35	36	31	4	2	1	—	—	—	
53229	Other consumer goods rental	283	2 505	9 541	50	32	9	5	4	—	—	—	—	—	
532291	Home health equipment rental	105	1 640	5 560	10	3	2	3	2	—	—	—	—	—	
532292	Recreational goods rental	95	284	930	18	11	4	2	1	—	—	—	—	—	
532299	All other consumer goods rental	83	581	3 051	22	18	3	—	1	—	—	—	—	—	
5323	General rental centers	259	1 872	8 516	50	27	17	6	—	—	—	—	—	—	
53231	General rental centers	259	1 872	8 516	50	27	17	6	—	—	—	—	—	—	
532310	General rental centers	259	1 872	8 516	50	27	17	6	—	—	—	—	—	—	
5324	Commercial, industrial equip rental & leasing	(E)	(D)	(D)	51	29	10	8	4	—	—	—	—	—	
53241	Const, trans, mining equip rental & leasing	(C)	(D)	(D)	19	11	2	5	1	—	—	—	—	—	
532411	Commercial trans equip (exc MV) rental, lease	(A)	(D)	(D)	2	2	—	—	—	—	—	—	—	—	
532412	Const, mining, forestry equip rental & leasing	(C)	(D)	(D)	17	9	2	5	1	—	—	—	—	—	
53242	Office machinery & equipment rental & leasing	(A)	(D)	(D)	7	6	1	—	—	—	—	—	—	—	
532420	Office machinery & equipment rental & leasing	(A)	(D)	(D)	7	6	1	—	—	—	—	—	—	—	
53249	Oth commercial, industrial equip rental, lease	203	1 812	8 609	25	12	7	3	3	—	—	—	—	—	
532490	Oth commercial, industrial equip rental, lease	203	1 812	8 609	25	12	7	3	3	—	—	—	—	—	
533	Lessors of other nonfinancial intangible asset	(A)	(D)	(D)	5	5	—	—	—	—	—	—	—	—	
5331	Lessors of other nonfinancial intangible asset	(A)	(D)	(D)	5	5	—	—	—	—	—	—	—	—	
53311	Lessors of other nonfinancial intangible asset	(A)	(D)	(D)	5	5	—	—	—	—	—	—	—	—	
533110	Lessors of other nonfinancial intangible asset	(A)	(D)	(D)	5	5	—	—	—	—	—	—	—	—	
<b>54</b>	<b>Professional, scientific &amp; technical services</b>	<b>26 016</b>	<b>300 042</b>	<b>1 269 446</b>	<b>4 008</b>	<b>2 785</b>	<b>621</b>	<b>355</b>	<b>200</b>	<b>31</b>	<b>12</b>	<b>3</b>	—	<b>1</b>	
541	Professional, scientific & technical services	26 016	300 042	1 269 446	4 008	2 785	621	355	200	31	12	3	—	1	
5411	Legal services	4 566	48 746	236 073	794	528	145	84	29	6	2	—	—	—	
54111	Offices of lawyers	4 211	45 601	221 040	751	504	136	78	27	4	2	—	—	—	
541110	Offices of lawyers	4 211	45 601	221 040	751	504	136	78	27	4	2	—	—	—	
54119	Other legal services	355	3 145	15 033	43	24	9	6	2	2	—	—	—	—	
541191	Title abstract & settlement offices	(E)	(D)	(D)	37	19	8	6	2	2	—	—	—	—	
541199	All other legal services	(A)	(D)	(D)	6	5	1	—	—	—	—	—	—	—	
5412	Accounting, tax prep, bookkeep, payroll services	4 657	24 045	104 491	517	363	77	42	29	4	1	—	—	1	
54121	Accounting, tax prep, bookkeep, payroll services	4 657	24 045	104 491	517	363	77	42	29	4	1	—	—	1	
541211	Offices of certified public accountants	1 250	12 732	61 218	263	187	45	18	13	—	—	—	—	—	
541213	Tax preparation services	760	2 300	6 176	88	46	12	19	11	—	—	—	—	—	
541214	Payroll services	2 005	4 898	17 935	21	11	2	3	1	3	—	—	—	1	
541219	Other accounting services	642	4 115	19 162	145	119	18	2	4	1	1	—	—	—	

See footnotes at end of table.

**Table 2. The State—Employees, Payroll, and Establishments by Industry: 2002—Con.**

[Excludes most government employees, railroad employees, and self-employed persons. Size class 1 to 4 includes establishments with payroll, but no employees, during mid-March pay period. (D) denotes figures withheld to avoid disclosing data for individual companies; the data are included in broader industry totals. For explanation of terms, abbreviations, and data reliability/comparability, see introductory text]

NAICS code	Industry	Number of employees for week including March 12	Payroll (\$1,000)		Total number of establishments	Number of establishments by employment-size class										
			First quarter	Annual		1 to 4	5 to 9	10 to 19	20 to 49	50 to 99	100 to 249	250 to 499	500 to 999	1,000 or more		
<b>54</b>	<b>Professional, scientific &amp; technical services—Con.</b>															
541	Professional, scientific & technical services—Con.															
5413	Architectural, engineering & related services	4 089	47 295	220 138	635	418	107	60	43	5	2					
54131	Architectural services	384	4 173	21 601	76	49	18	7	2							
541310	Architectural services	384	4 173	21 601	76	49	18	7	2							
54132	Landscape architectural services	131	945	5 876	32	23	5	3	1							
541320	Landscape architectural services	131	945	5 876	32	23	5	3	1							
54133	Engineering services	2 800	36 123	164 926	355	221	60	33	34	5	2					
541330	Engineering services	2 800	36 123	164 926	355	221	60	33	34	5	2					
54134	Drafting services	(B)	(D)	(D)	16	14	2									
541340	Drafting services	(B)	(D)	(D)	16	14	2									
54135	Building inspection services	(B)	(D)	(D)	24	21	2	1								
541350	Building inspection services	(B)	(D)	(D)	24	21	2	1								
54136	Geophysical surveying & mapping services	(A)	(D)	(D)	1	1										
541360	Geophysical surveying & mapping services	(A)	(D)	(D)	1	1										
54137	Surveying, mapping (exc geophysical) services	425	3 019	13 672	93	67	14	8	4							
541370	Surveying, mapping (exc geophysical) services	425	3 019	13 672	93	67	14	8	4							
54138	Testing laboratories	257	2 417	10 937	38	22	6	8	2							
541380	Testing laboratories	257	2 417	10 937	38	22	6	8	2							
5414	Specialized design services	353	2 876	13 283	119	96	15	6	2							
54141	Interior design services	94	527	2 249	35	28	6	1								
541410	Interior design services	94	527	2 249	35	28	6	1								
54142	Industrial design services	75	912	3 982	10	6	1	2	1							
541420	Industrial design services	75	912	3 982	10	6	1	2	1							
54143	Graphic design services	162	1 193	5 747	68	58	7	2	1							
541430	Graphic design services	162	1 193	5 747	68	58	7	2	1							
54149	Other specialized design services	22	244	1 305	6	4	1	1								
541490	Other specialized design services	22	244	1 305	6	4	1	1								
5415	Computer systems design & related services	4 981	96 588	346 586	709	530	72	55	37	10	3	2				
54151	Computer systems design & related services	4 981	96 588	346 586	709	530	72	55	37	10	3	2				
541511	Custom computer programming services	2 176	54 318	167 817	326	246	37	22	15	4	1	1				
541512	Computer systems design services	2 233	34 743	143 479	269	197	23	25	16	5	2	1				
541513	Computer facilities management services	16	210	1 019	8	7	1									
541519	Other computer related services	556	7 317	34 271	106	80	11	8	6	1						
5416	Management, sci & tech consulting services	2 510	31 812	143 742	636	502	79	36	16	2	1					
54161	Management consulting services	1 861	24 551	107 375	494	399	55	25	13	1	1					
541611	Admin & gen management consulting services	859	11 287	50 671	227	188	17	14	7	1						
541612	Human res & exec search consulting services	303	3 607	15 609	84	61	18	4	1							
541613	Marketing consulting services	507	7 386	31 014	110	90	10	5	4		1					
541614	Process, phys dist & log consulting services	67	747	3 904	31	26	4	1								
541618	Other management consulting services	125	1 524	6 177	42	34	6	1	1							
54162	Environmental consulting services	397	4 043	19 877	65	45	11	7	1	1						
541620	Environmental consulting services	397	4 043	19 877	65	45	11	7	1	1						
54169	Oth scientific & technical consulting services	252	3 218	16 490	77	58	13	4	2							
541690	Oth scientific & technical consulting services	252	3 218	16 490	77	58	13	4	2							
5417	Scientific R&D services	1 566	25 238	99 886	87	50	12	12	8	2	2	1				
54171	R&D in physical, engineering & life sciences	1 493	24 729	97 404	73	41	9	11	7	2	2	1				
541710	R&D in physical, engineering & life sciences	1 493	24 729	97 404	73	41	9	11	7	2	2	1				
54172	R&D in social sciences & humanities	73	509	2 482	14	9	3	1	1							
541720	R&D in social sciences & humanities	73	509	2 482	14	9	3	1	1							
5418	Advertising & related services	1 006	9 502	42 938	151	101	24	13	11	1	1					
54181	Advertising agencies	308	3 178	15 114	55	32	13	7	3							
541810	Advertising agencies	308	3 178	15 114	55	32	13	7	3							
54182	Public relations agencies	238	2 373	7 018	21	15	2	1	2		1					
541820	Public relations agencies	238	2 373	7 018	21	15	2	1	2		1					
54183	Media buying agencies	(A)	(D)	(D)	2	2										
541830	Media buying agencies	(A)	(D)	(D)	2	2										
54184	Media representatives	(B)	(D)	(D)	3	2			1							
541840	Media representatives	(B)	(D)	(D)	3	2			1							
54185	Display advertising	(A)	(D)	(D)	3	2	1									
541850	Display advertising	(A)	(D)	(D)	3	2	1									
54186	Direct mail advertising	(C)	(D)	(D)	20	10	5	1	4							
541860	Direct mail advertising	(C)	(D)	(D)	20	10	5	1	4							
54187	Advertising material distribution services	(B)	(D)	(D)	5	2			1		1					
541870	Advertising material distribution services	(B)	(D)	(D)	5	2			1		1					
54189	Other services related to advertising	126	1 495	10 928	42	36	2	4								
541890	Other services related to advertising	126	1 495	10 928	42	36	2	4								
5419	Oth professional, scientific, technical services	2 288	13 940	62 309	360	197	90	47	25	1						
54191	Marketing research & public opinion polling	(C)	(D)	(D)	13	7	2	2	2							
541910	Marketing research & public opinion polling	(C)	(D)	(D)	13	7	2	2	2							
54192	Photographic services	(E)	(D)	(D)	84	64	15	4	1							
541921	Photography studios, portrait	(E)	(D)	(D)	69	49	15	4	1							
541922	Commercial photography	(B)	(D)	(D)	15	15										
54193	Translation & interpretation services	(A)	(D)	(D)	8	7	1									
541930	Translation & interpretation services	(A)	(D)	(D)	8	7	1									

See footnotes at end of table.



**Table 2. The State—Employees, Payroll, and Establishments by Industry: 2002—Con.**

[Excludes most government employees, railroad employees, and self-employed persons. Size class 1 to 4 includes establishments with payroll, but no employees, during mid-March pay period. (D) denotes figures withheld to avoid disclosing data for individual companies; the data are included in broader industry totals. For explanation of terms, abbreviations, and data reliability/comparability, see introductory text]

NAICS code	Industry	Number of employees for week including March 12	Payroll (\$1,000)		Total number of establishments	Number of establishments by employment-size class										
			First quarter	Annual		1 to 4	5 to 9	10 to 19	20 to 49	50 to 99	100 to 249	250 to 499	500 to 999	1,000 or more		
<b>54</b>	<b>Professional, scientific &amp; technical services—Con.</b>															
541	Professional, scientific & technical services—Con.															
5419	Oth professional, scientific, technical services—Con.															
54194	Veterinary services.....	1 505	7 818	36 925	153	46	51	35	20	1	—	—	—	—	—	—
541940	Veterinary services.....	1 505	7 818	36 925	153	46	51	35	20	1	—	—	—	—	—	—
54199	All oth prof, scientific & technical services .	365	3 486	14 591	102	73	21	6	2	—	—	—	—	—	—	—
541990	All oth prof, scientific & technical services .....	365	3 486	14 591	102	73	21	6	2	—	—	—	—	—	—	—
<b>55</b>	<b>Management of companies &amp; enterprises .....</b>	<b>7 466</b>	<b>189 897</b>	<b>739 061</b>	<b>198</b>	<b>71</b>	<b>34</b>	<b>30</b>	<b>33</b>	<b>20</b>	<b>6</b>	<b>2</b>	<b>1</b>	<b>1</b>		
551	Management of companies & enterprises .....	7 466	189 897	739 061	198	71	34	30	33	20	6	2	1	1		
5511	Management of companies & enterprises ...	7 466	189 897	739 061	198	71	34	30	33	20	6	2	1	1		
55111	Management of companies & enterprises ...	7 466	189 897	739 061	198	71	34	30	33	20	6	2	1	1		
551111	Offices of bank holding companies .....	(B)	(D)	(D)	2	1	—	—	—	1	—	—	—	—	—	—
551112	Offices of other holding companies .....	(E)	(D)	(D)	34	19	6	5	4	—	—	—	—	—	—	—
551114	Corp, subsidiary & regional managing offices .....	7 150	185 005	716 843	162	51	28	25	29	19	6	2	1	1		
<b>56</b>	<b>Admin, support, waste mgt, remediation services .....</b>	<b>37 500</b>	<b>270 827</b>	<b>1 142 968</b>	<b>1 867</b>	<b>1 165</b>	<b>294</b>	<b>168</b>	<b>129</b>	<b>51</b>	<b>47</b>	<b>6</b>	<b>3</b>	<b>4</b>		
561	Administrative & support services .....	35 924	254 117	1 078 624	1 732	1 093	262	154	119	47	44	6	3	4		
5611	Office administrative services .....	3 247	26 812	112 060	103	51	14	13	10	4	7	4	—	—		
56111	Office administrative services .....	3 247	26 812	112 060	103	51	14	13	10	4	7	4	—	—		
561110	Office administrative services .....	3 247	26 812	112 060	103	51	14	13	10	4	7	4	—	—		
5612	Facilities support services .....	(C)	(D)	(D)	7	3	1	2	—	—	1	—	—	—		
56121	Facilities support services .....	(C)	(D)	(D)	7	3	1	2	—	—	1	—	—	—		
561210	Facilities support services .....	(C)	(D)	(D)	7	3	1	2	—	—	1	—	—	—		
5613	Employment services .....	22 032	170 495	695 097	198	55	16	21	52	27	19	2	2	4		
56131	Employment placement agencies .....	922	5 412	22 692	48	24	6	5	6	4	3	—	—	—		
561310	Employment placement agencies .....	922	5 412	22 692	48	24	6	5	6	4	3	—	—	—		
56132	Temporary help services .....	9 771	104 021	447 838	134	28	8	15	43	20	15	2	—	3		
561320	Temporary help services .....	9 771	104 021	447 838	134	28	8	15	43	20	15	2	—	3		
56133	Employee leasing services .....	11 339	61 062	224 567	16	3	2	1	3	3	1	—	2	1		
561330	Employee leasing services .....	11 339	61 062	224 567	16	3	2	1	3	3	1	—	2	1		
5614	Business support services .....	1 730	11 387	53 161	139	80	23	18	12	2	4	—	—	—		
56141	Document preparation services .....	79	401	1 639	23	19	3	—	1	—	—	—	—	—		
561410	Document preparation services .....	79	401	1 639	23	19	3	—	1	—	—	—	—	—		
56142	Telephone call centers .....	737	3 348	15 050	27	9	4	6	5	1	2	—	—	—		
561421	Telephone call centers .....	737	3 348	15 050	27	9	4	6	5	1	2	—	—	—		
561422	Telemarketing bureaus .....	50	287	1 259	8	4	2	1	1	—	—	—	—	—		
561422	Telemarketing bureaus .....	687	3 061	13 791	19	5	2	5	4	1	2	—	—	—		
56143	Business service centers .....	252	1 389	5 936	47	31	6	9	1	—	—	—	—	—		
561431	Private mail centers .....	92	415	1 620	21	17	2	1	1	—	—	—	—	—		
561439	Oth business service centers (incl copy shops) .....	160	974	4 316	26	14	4	8	—	—	—	—	—	—		
56144	Collection agencies .....	509	5 121	26 072	20	9	4	1	3	1	2	—	—	—		
561440	Collection agencies .....	509	5 121	26 072	20	9	4	1	3	1	2	—	—	—		
56145	Credit bureaus .....	65	383	1 664	6	1	3	1	1	—	—	—	—	—		
561450	Credit bureaus .....	65	383	1 664	6	1	3	1	1	—	—	—	—	—		
56149	Other business support services .....	88	745	2 800	16	11	3	1	1	—	—	—	—	—		
561491	Repossession services .....	(B)	(D)	(D)	4	2	—	—	—	—	—	—	—	—		
561492	Court reporting & stenotype services ...	(A)	(D)	(D)	2	2	—	—	—	—	—	—	—	—		
561499	All other business support services .....	(B)	(D)	(D)	10	7	—	1	1	—	—	—	—	—		
5615	Travel arrangement & reservation services ..	(F)	(D)	(D)	151	103	36	8	4	—	—	—	—	—		
56151	Travel agencies .....	505	3 506	13 894	119	84	28	6	1	—	—	—	—	—		
561510	Travel agencies .....	505	3 506	13 894	119	84	28	6	1	—	—	—	—	—		
56152	Tour operators .....	(B)	(D)	(D)	14	8	4	1	1	—	—	—	—	—		
561520	Tour operators .....	(B)	(D)	(D)	14	8	4	1	1	—	—	—	—	—		
56159	Oth travel arrangement & reservation services ..	(C)	(D)	(D)	18	11	4	1	2	—	—	—	—	—		
561591	Convention and visitors bureaus .....	(A)	(D)	(D)	4	3	1	—	—	—	—	—	—	—		
561599	All oth travel arrange & reservation services .....	(C)	(D)	(D)	14	8	3	1	2	—	—	—	—	—		
5616	Investigation & security services .....	2 172	10 838	48 106	101	54	18	14	5	4	5	—	1	—		
56161	Investigation, guard & armored car services .....	1 701	7 154	31 064	43	18	4	10	3	3	4	—	1	—		
561611	Investigation services .....	(E)	(D)	(D)	20	12	1	5	—	2	—	—	—	—		
561612	Security guards & patrol services .....	1 333	5 197	22 655	20	5	2	5	3	1	3	—	1	—		
561613	Armored car services .....	(C)	(D)	(D)	3	1	—	—	—	—	—	—	—	—		
56162	Security systems services .....	471	3 684	17 042	58	36	14	4	2	1	1	—	—	—		
561621	Security systems services (except locksmiths) .....	391	3 183	15 061	33	18	7	4	2	1	1	—	—	—		
561622	Locksmiths .....	80	501	1 981	25	18	7	—	—	—	—	—	—	—		
5617	Services to buildings & dwellings .....	4 695	20 276	111 306	944	687	146	68	31	8	4	—	—	—		
56171	Exterminating & pest control services .....	139	1 108	5 533	18	13	1	2	1	1	—	—	—	—		
561710	Exterminating & pest control services ...	139	1 108	5 533	18	13	1	2	1	1	—	—	—	—		
56172	Janitorial services .....	2 403	8 663	37 269	281	158	60	36	19	6	2	—	—	—		
561720	Janitorial services .....	2 403	8 663	37 269	281	158	60	36	19	6	2	—	—	—		
56173	Landscaping services .....	1 735	8 374	57 612	539	436	68	23	9	2	—	—	—	—		
561730	Landscaping services .....	1 735	8 374	57 612	539	436	68	23	9	2	—	—	—	—		
56174	Carpet & upholstery cleaning services .....	244	1 154	5 389	55	41	9	3	2	—	—	—	—	—		
561740	Carpet & upholstery cleaning services ...	244	1 154	5 389	55	41	9	3	2	—	—	—	—	—		
56179	Other services to buildings & dwellings ...	174	977	5 503	51	39	8	4	—	—	—	—	—	—		
561790	Other services to buildings & dwellings .	174	977	5 503	51	39	8	4	—	—	—	—	—	—		
5619	Other support services .....	1 129	7 958	32 512	89	60	8	10	5	2	4	—	—	—		
56191	Packaging & labeling services .....	(B)	(D)	(D)	6	5	—	—	1	—	—	—	—	—		
561910	Packaging & labeling services .....	(B)	(D)	(D)	6	5	—	—	1	—	—	—	—	—		
56192	Convention & trade show organizers .....	(B)	(D)	(D)	12	10	1	1	—	—	—	—	—	—		
561920	Convention & trade show organizers ...	(B)	(D)	(D)	12	10	1	1	—	—	—	—	—	—		
56199	All other support services .....	1 063	7 443	29 782	71	45	7	9	4	2	4	—	—	—		
561990	All other support services .....	1 063	7 443	29 782	71	45	7	9	4	2	4	—	—	—		

See footnotes at end of table.

**Table 2. The State—Employees, Payroll, and Establishments by Industry: 2002—Con.**

[Excludes most government employees, railroad employees, and self-employed persons. Size class 1 to 4 includes establishments with payroll, but no employees, during mid-March pay period. (D) denotes figures withheld to avoid disclosing data for individual companies; the data are included in broader industry totals. For explanation of terms, abbreviations, and data reliability/comparability, see introductory text]

NAICS code	Industry	Number of employees for week including March 12	Payroll (\$1,000)		Total number of establishments	Number of establishments by employment-size class											
			First quarter	Annual		1 to 4	5 to 9	10 to 19	20 to 49	50 to 99	100 to 249	250 to 499	500 to 999	1,000 or more			
<b>56</b>	<b>Admin, support, waste mgmt, remediation services—Con.</b>																
562	Waste management & remediation services . . .	1 576	16 710	64 344	135	72	32	14	10	4	3	—	—	—	—	—	—
5621	Waste collection . . . . .	817	9 937	36 158	57	29	14	6	3	3	2	—	—	—	—	—	—
56211	Waste collection . . . . .	817	9 937	36 158	57	29	14	6	3	3	2	—	—	—	—	—	—
562111	Solid waste collection . . . . .	772	9 599	34 609	50	25	13	4	3	3	2	—	—	—	—	—	—
562112	Hazardous waste collection . . . . .	(A)	(D)	(D)	1	—	—	—	—	—	—	—	—	—	—	—	—
562119	Other waste collection . . . . .	(B)	(D)	(D)	6	4	1	1	—	—	—	—	—	—	—	—	—
5622	Waste treatment & disposal . . . . .	(C)	(D)	(D)	12	5	1	2	3	1	—	—	—	—	—	—	—
56221	Waste treatment & disposal . . . . .	(C)	(D)	(D)	12	5	1	2	3	1	—	—	—	—	—	—	—
562211	Hazardous waste treatment & disposal . . . . .	(A)	(D)	(D)	1	—	—	1	—	—	—	—	—	—	—	—	—
562212	Solid waste landfill . . . . .	(C)	(D)	(D)	7	3	1	1	1	1	—	—	—	—	—	—	—
562213	Solid waste combustors & incinerators . . . . .	(B)	(D)	(D)	2	—	—	—	2	—	—	—	—	—	—	—	—
562219	Other nonhazardous waste treatment & disposal . . . . .	(A)	(D)	(D)	2	2	—	—	—	—	—	—	—	—	—	—	—
5629	Remediation & oth waste management services . . . . .	(F)	(D)	(D)	66	38	17	6	4	—	1	—	—	—	—	—	—
56291	Remediation services . . . . .	193	1 973	8 537	13	3	4	2	4	—	—	—	—	—	—	—	—
562910	Remediation services . . . . .	193	1 973	8 537	13	3	4	2	4	—	—	—	—	—	—	—	—
56292	Materials recovery facilities . . . . .	(C)	(D)	(D)	7	3	1	2	—	—	1	—	—	—	—	—	—
562920	Materials recovery facilities . . . . .	(C)	(D)	(D)	7	3	1	2	—	—	1	—	—	—	—	—	—
56299	All other waste management services . . . . .	165	1 124	5 975	46	32	12	2	—	—	—	—	—	—	—	—	—
562991	Septic tank & related services . . . . .	(C)	(D)	(D)	44	31	11	2	—	—	—	—	—	—	—	—	—
562998	All other miscellaneous waste management . . . . .	(A)	(D)	(D)	2	1	1	—	—	—	—	—	—	—	—	—	—
<b>61</b>	<b>Educational services . . . . .</b>	<b>24 303</b>	<b>146 068</b>	<b>634 908</b>	<b>531</b>	<b>273</b>	<b>74</b>	<b>73</b>	<b>62</b>	<b>17</b>	<b>16</b>	<b>10</b>	<b>4</b>	<b>2</b>			
611	Educational services . . . . .	24 303	146 068	634 908	531	273	74	73	62	17	16	10	4	2			
6111	Elementary & secondary schools . . . . .	6 727	42 123	171 539	153	36	21	35	30	16	11	3	—	1			
61111	Elementary & secondary schools . . . . .	6 727	42 123	171 539	153	36	21	35	30	16	11	3	—	1			
611110	Elementary & secondary schools . . . . .	6 727	42 123	171 539	153	36	21	35	30	16	11	3	—	1			
6112	Junior colleges . . . . .	(B)	(D)	(D)	3	1	—	—	2	—	—	—	—	—	—	—	—
61121	Junior colleges . . . . .	(B)	(D)	(D)	3	1	—	—	2	—	—	—	—	—	—	—	—
611210	Junior colleges . . . . .	(B)	(D)	(D)	3	1	—	—	2	—	—	—	—	—	—	—	—
6113	Colleges, universities & professional schools . . . . .	14 870	84 597	373 479	32	4	4	1	10	—	3	5	4	1			
61131	Colleges, universities & professional schools . . . . .	14 870	84 597	373 479	32	4	4	1	10	—	3	5	4	1			
611310	Colleges, universities & professional schools . . . . .	14 870	84 597	373 479	32	4	4	1	10	—	3	5	4	1			
6114	Business schools & computer & mgmt training . . . . .	(E)	(D)	(D)	47	38	4	4	—	—	—	—	—	—	—	—	—
61141	Business & secretarial schools . . . . .	(A)	(D)	(D)	1	—	—	1	—	—	—	—	—	—	—	—	—
611410	Business & secretarial schools . . . . .	(A)	(D)	(D)	1	—	—	1	—	—	—	—	—	—	—	—	—
61142	Computer training . . . . .	(E)	(D)	(D)	27	20	3	3	—	—	—	—	—	—	—	—	—
611420	Computer training . . . . .	(E)	(D)	(D)	27	20	3	3	—	—	—	—	—	—	—	—	—
61143	Professional, management development training . . . . .	(B)	(D)	(D)	19	18	1	—	—	—	—	—	—	—	—	—	—
611430	Professional, management development training . . . . .	(B)	(D)	(D)	19	18	1	—	—	—	—	—	—	—	—	—	—
6115	Technical & trade schools . . . . .	(C)	(D)	(D)	44	27	11	6	—	—	—	—	—	—	—	—	—
61151	Technical & trade schools . . . . .	(C)	(D)	(D)	44	27	11	6	—	—	—	—	—	—	—	—	—
611511	Cosmetology & barber schools . . . . .	(B)	(D)	(D)	11	4	4	3	—	—	—	—	—	—	—	—	—
611512	Flight training . . . . .	(A)	(D)	(D)	3	2	—	1	—	—	—	—	—	—	—	—	—
611513	Apprenticeship training . . . . .	(B)	(D)	(D)	5	3	2	—	—	—	—	—	—	—	—	—	—
611519	Other technical & trade schools . . . . .	(B)	(D)	(D)	25	18	5	2	—	—	—	—	—	—	—	—	—
6116	Other schools & instruction . . . . .	(G)	(D)	(D)	216	142	28	27	16	1	2	—	—	—	—	—	—
61161	Fine arts schools . . . . .	(E)	(D)	(D)	64	40	12	7	3	1	1	—	—	—	—	—	—
611610	Fine arts schools . . . . .	(E)	(D)	(D)	64	40	12	7	3	1	1	—	—	—	—	—	—
61162	Sports & recreation instruction . . . . .	426	1 424	6 233	81	56	9	11	5	—	—	—	—	—	—	—	—
611620	Sports & recreation instruction . . . . .	426	1 424	6 233	81	56	9	11	5	—	—	—	—	—	—	—	—
61163	Language schools . . . . .	(A)	(D)	(D)	3	2	—	1	—	—	—	—	—	—	—	—	—
611630	Language schools . . . . .	(A)	(D)	(D)	3	2	—	1	—	—	—	—	—	—	—	—	—
61169	All other schools & instruction . . . . .	613	2 550	11 444	68	44	7	8	8	—	—	—	—	—	—	—	—
611691	Exam preparation & tutoring . . . . .	218	773	3 172	16	8	—	3	5	—	—	—	—	—	—	—	—
611692	Automobile driving schools . . . . .	91	422	2 151	26	22	3	—	1	—	—	—	—	—	—	—	—
611699	All other miscellaneous schools & instruction . . . . .	304	1 355	6 121	26	14	4	5	2	—	1	—	—	—	—	—	—
6117	Educational support services . . . . .	(E)	(D)	(D)	36	25	6	—	4	—	—	—	—	—	—	—	—
61171	Educational support services . . . . .	(E)	(D)	(D)	36	25	6	—	4	—	—	—	—	—	—	—	—
611710	Educational support services . . . . .	(E)	(D)	(D)	36	25	6	—	4	—	—	—	—	—	—	—	—
<b>62</b>	<b>Health care and social assistance . . . . .</b>	<b>74 732</b>	<b>584 858</b>	<b>2 460 328</b>	<b>3 241</b>	<b>1 303</b>	<b>840</b>	<b>559</b>	<b>306</b>	<b>115</b>	<b>76</b>	<b>23</b>	<b>10</b>	<b>9</b>			
621	Ambulatory health care services . . . . .	23 932	243 754	1 065 318	1 981	836	583	330	158	51	17	4	1	1			
6211	Offices of physicians . . . . .	7 388	97 949	461 420	698	280	190	142	68	15	2	1	—	—			
62111	Offices of physicians . . . . .	7 388	97 949	461 420	698	280	190	142	68	15	2	1	—	—			
621111	Offices of physicians (exc mental health) . . . . .	7 268	96 763	456 341	663	251	186	141	67	15	2	1	—	—			
621112	Offices of physicians, mental health . . . . .	120	1 186	5 079	35	29	4	1	1	—	—	—	—	—			
6212	Offices of dentists . . . . .	3 886	33 751	165 911	549	182	249	100	18	—	—	—	—	—			
62121	Offices of dentists . . . . .	3 886	33 751	165 911	549	182	249	100	18	—	—	—	—	—			
621210	Offices of dentists . . . . .	3 886	33 751	165 911	549	182	249	100	18	—	—	—	—	—			
6213	Offices of other health practitioners . . . . .	2 186	14 181	62 947	442	295	98	40	7	2	—	—	—	—			
62131	Offices of chiropractors . . . . .	453	2 183	9 495	155	129	21	5	—	—	—	—	—	—			
621310	Offices of chiropractors . . . . .	453	2 183	9 495	155	129	21	5	—	—	—	—	—	—			
62132	Offices of optometrists . . . . .	399	2 528	11 269	83	52	23	7	1	—	—	—	—	—			
621320	Offices of optometrists . . . . .	399	2 528	11 269	83	52	23	7	1	—	—	—	—	—			
62133	Offices of other mental health practitioners . . . . .	198	1 500	6 644	50	34	13	3	—	—	—	—	—	—			
621330	Offices of other mental health practitioners . . . . .	198	1 500	6 644	50	34	13	3	—	—	—	—	—	—			

See footnotes at end of table.

**Table 2. The State—Employees, Payroll, and Establishments by Industry: 2002—Con.**

[Excludes most government employees, railroad employees, and self-employed persons. Size class 1 to 4 includes establishments with payroll, but no employees, during mid-March pay period. (D) denotes figures withheld to avoid disclosing data for individual companies; the data are included in broader industry totals. For explanation of terms, abbreviations, and data reliability/comparability, see introductory text.]

NAICS code	Industry	Number of employees for week including March 12	Payroll (\$1,000)		Total number of establishments	Number of establishments by employment-size class																			
			First quarter	Annual		1 to 4	5 to 9	10 to 19	20 to 49	50 to 99	100 to 249	250 to 499	500 to 999	1,000 or more											
<b>62</b>	<b>Health care and social assistance—Con.</b>																								
621	Ambulatory health care services—Con.																								
6213	Offices of other health practitioners—Con.																								
62134	Offices of PT, OT, speech therapy & audiology .....	772	5 281	22 455	94	39	30	20	4	1	—	—	—	—	—	—	—	—	—	—	—	—	—	—	—
621340	Offices of PT, OT, speech therapy & audiology .....	772	5 281	22 455	94	39	30	20	4	1	—	—	—	—	—	—	—	—	—	—	—	—	—	—	—
62139	Offices of all other health practitioners .....	364	2 689	13 084	60	41	11	5	2	1	—	—	—	—	—	—	—	—	—	—	—	—	—	—	—
621391	Offices of podiatrists .....	113	904	4 797	29	22	4	3	—	—	—	—	—	—	—	—	—	—	—	—	—	—	—	—	—
621399	Offices of all other misc health practitioners .....	251	1 785	8 287	31	19	7	2	2	1	—	—	—	—	—	—	—	—	—	—	—	—	—	—	—
6214	Outpatient care centers .....	5 608	64 196	234 825	136	31	28	29	23	17	4	2	1	—	—	—	—	—	—	—	—	—	—	—	—
62141	Family planning centers .....	205	1 073	3 968	19	7	5	5	2	—	—	—	—	—	—	—	—	—	—	—	—	—	—	—	—
621410	Family planning centers .....	205	1 073	3 968	19	7	5	5	2	—	—	—	—	—	—	—	—	—	—	—	—	—	—	—	—
62142	Outpatient mental health, substance abuse ctrs .....	1 519	10 633	42 031	56	15	9	13	7	10	2	—	—	—	—	—	—	—	—	—	—	—	—	—	—
621420	Outpatient mental health, substance abuse ctrs .....	1 519	10 633	42 031	56	15	9	13	7	10	2	—	—	—	—	—	—	—	—	—	—	—	—	—	—
62149	Other outpatient care centers .....	3 884	52 490	188 826	61	9	14	11	14	7	2	2	1	—	—	—	—	—	—	—	—	—	—	—	—
621491	HMO medical centers .....	(B)	(D)	(D)	1	—	—	—	—	1	—	—	—	—	—	—	—	—	—	—	—	—	—	—	—
621492	Kidney dialysis centers .....	(B)	(D)	(D)	5	1	—	1	3	—	—	—	—	—	—	—	—	—	—	—	—	—	—	—	—
621493	Freestanding ambulatory surgery, emergency ctr .....	(C)	(D)	(D)	10	1	3	2	4	—	—	—	—	—	—	—	—	—	—	—	—	—	—	—	—
621498	All other outpatient care centers .....	3 552	49 508	176 341	45	7	11	8	7	6	2	2	1	—	—	—	—	—	—	—	—	—	—	—	—
6215	Medical & diagnostic laboratories .....	490	10 603	43 031	41	24	3	3	10	1	—	—	—	—	—	—	—	—	—	—	—	—	—	—	—
62151	Medical & diagnostic laboratories .....	490	10 603	43 031	41	24	3	3	10	1	—	—	—	—	—	—	—	—	—	—	—	—	—	—	—
621511	Medical laboratories .....	(E)	(D)	(D)	30	18	1	3	7	1	—	—	—	—	—	—	—	—	—	—	—	—	—	—	—
621512	Diagnostic Imaging centers .....	(C)	(D)	(D)	11	6	2	—	3	—	—	—	—	—	—	—	—	—	—	—	—	—	—	—	—
6216	Home health care services .....	3 811	20 146	84 222	77	11	6	10	24	15	10	1	—	—	—	—	—	—	—	—	—	—	—	—	—
62161	Home health care services .....	3 811	20 146	84 222	77	11	6	10	24	15	10	1	—	—	—	—	—	—	—	—	—	—	—	—	—
621610	Home health care services .....	3 811	20 146	84 222	77	11	6	10	24	15	10	1	—	—	—	—	—	—	—	—	—	—	—	—	—
6219	Other ambulatory health care services .....	563	2 928	12 962	38	13	9	6	8	1	1	—	—	—	—	—	—	—	—	—	—	—	—	—	—
62191	Ambulance services .....	(E)	(D)	(D)	24	4	7	4	7	1	1	—	—	—	—	—	—	—	—	—	—	—	—	—	—
621910	Ambulance services .....	(E)	(D)	(D)	24	4	7	4	7	1	1	—	—	—	—	—	—	—	—	—	—	—	—	—	—
62199	All other ambulatory health care services .....	(B)	(D)	(D)	14	9	2	2	1	—	—	—	—	—	—	—	—	—	—	—	—	—	—	—	—
621991	Blood & organ banks .....	(A)	(D)	(D)	2	1	—	1	—	—	—	—	—	—	—	—	—	—	—	—	—	—	—	—	—
621999	All oth misc ambulatory health care services .....	(B)	(D)	(D)	12	8	2	1	1	—	—	—	—	—	—	—	—	—	—	—	—	—	—	—	—
622	Hospitals .....	25 568	222 606	902 188	40	2	2	—	1	—	8	10	9	8	—	—	—	—	—	—	—	—	—	—	—
6221	General medical & surgical hospitals .....	23 131	205 444	832 527	32	1	1	—	—	—	6	10	6	8	—	—	—	—	—	—	—	—	—	—	—
62211	General medical & surgical hospitals .....	23 131	205 444	832 527	32	1	1	—	—	—	6	10	6	8	—	—	—	—	—	—	—	—	—	—	—
622110	General medical & surgical hospitals .....	23 131	205 444	832 527	32	1	1	—	—	—	6	10	6	8	—	—	—	—	—	—	—	—	—	—	—
6222	Psychiatric & substance abuse hospitals .....	(G)	(D)	(D)	4	1	1	—	—	—	1	—	1	—	—	—	—	—	—	—	—	—	—	—	—
62221	Psychiatric & substance abuse hospitals .....	(G)	(D)	(D)	4	1	1	—	—	—	1	—	1	—	—	—	—	—	—	—	—	—	—	—	—
622210	Psychiatric & substance abuse hospitals .....	(G)	(D)	(D)	4	1	1	—	—	—	1	—	1	—	—	—	—	—	—	—	—	—	—	—	—
6223	Other specialty hospitals .....	(G)	(D)	(D)	4	—	—	—	1	—	—	—	2	—	—	—	—	—	—	—	—	—	—	—	—
62231	Other specialty hospitals .....	(G)	(D)	(D)	4	—	—	—	1	—	—	—	1	—	—	—	—	—	—	—	—	—	—	—	—
622310	Other specialty hospitals .....	(G)	(D)	(D)	4	—	—	—	1	—	—	—	1	—	—	—	—	—	—	—	—	—	—	—	—
623	Nursing & residential care facilities .....	11 871	64 865	268 674	274	48	51	48	50	37	36	4	—	—	—	—	—	—	—	—	—	—	—	—	—
6231	Nursing care facilities .....	7 055	40 042	166 256	76	6	3	3	8	27	27	2	—	—	—	—	—	—	—	—	—	—	—	—	—
62311	Nursing care facilities .....	7 055	40 042	166 256	76	6	3	3	8	27	27	2	—	—	—	—	—	—	—	—	—	—	—	—	—
623110	Nursing care facilities .....	7 055	40 042	166 256	76	6	3	3	8	27	27	2	—	—	—	—	—	—	—	—	—	—	—	—	—
6232	Residential mental retardation, health facil .....	992	4 999	22 004	60	8	22	20	8	1	—	1	—	—	—	—	—	—	—	—	—	—	—	—	—
62321	Residential mental retardation facilities .....	640	3 205	14 072	31	5	13	8	3	1	—	1	—	—	—	—	—	—	—	—	—	—	—	—	—
623210	Residential mental retardation facilities .....	640	3 205	14 072	31	5	13	8	3	1	—	1	—	—	—	—	—	—	—	—	—	—	—	—	—
62322	Residential mental health, subst abuse facil .....	352	1 794	7 932	29	3	9	12	5	—	—	—	—	—	—	—	—	—	—	—	—	—	—	—	—
623220	Residential mental health, subst abuse facil .....	352	1 794	7 932	29	3	9	12	5	—	—	—	—	—	—	—	—	—	—	—	—	—	—	—	—
6233	Community care facilities for the elderly .....	2 501	12 293	50 523	92	26	21	12	19	7	6	1	—	—	—	—	—	—	—	—	—	—	—	—	—
62331	Community care facilities for the elderly .....	2 501	12 293	50 523	92	26	21	12	19	7	6	1	—	—	—	—	—	—	—	—	—	—	—	—	—
623311	Continuing care retirement communities .....	1 637	8 851	36 163	28	7	1	2	6	5	6	1	—	—	—	—	—	—	—	—	—	—	—	—	—
623312	Homes for the elderly .....	864	3 442	14 360	64	19	20	10	13	2	—	—	—	—	—	—	—	—	—	—	—	—	—	—	—
6239	Other residential care facilities .....	1 323	7 531	29 891	46	8	5	13	15	2	3	—	—	—	—	—	—	—	—	—	—	—	—	—	—
62399	Other residential care facilities .....	1 323	7 531	29 891	46	8	5	13	15	2	3	—	—	—	—	—	—	—	—	—	—	—	—	—	—
623990	Other residential care facilities .....	1 323	7 531	29 891	46	8	5	13	15	2	3	—	—	—	—	—	—	—	—	—	—	—	—	—	—
624	Social assistance .....	13 361	53 633	224 148	946	417	204	181	97	27	15														

**Table 2. The State—Employees, Payroll, and Establishments by Industry: 2002—Con.**

[Excludes most government employees, railroad employees, and self-employed persons. Size class 1 to 4 includes establishments with payroll, but no employees, during mid-March pay period. (D) denotes figures withheld to avoid disclosing data for individual companies; the data are included in broader industry totals. For explanation of terms, abbreviations, and data reliability/comparability, see introductory text]

NAICS code	Industry	Number of employees for week including March 12	Payroll (\$1,000)		Total number of establishments	Number of establishments by employment-size class											
			First quarter	Annual		1 to 4	5 to 9	10 to 19	20 to 49	50 to 99	100 to 249	250 to 499	500 to 999	1,000 or more			
<b>62</b>	<b>Health care and social assistance—Con.</b>																
624	Social assistance—Con.																
6244	Child day care services	4 622	16 365	66 145	498	215	121	97	57	7	1	—	—	—	—	—	—
62441	Child day care services	4 622	16 365	66 145	498	215	121	97	57	7	1	—	—	—	—	—	—
624410	Child day care services	4 622	16 365	66 145	498	215	121	97	57	7	1	—	—	—	—	—	—
<b>71</b>	<b>Arts, entertainment &amp; recreation</b>	<b>9 025</b>	<b>32 339</b>	<b>180 700</b>	<b>677</b>	<b>405</b>	<b>97</b>	<b>78</b>	<b>55</b>	<b>26</b>	<b>13</b>	<b>1</b>	<b>2</b>	<b>—</b>	<b>—</b>	<b>—</b>	<b>—</b>
711	Performing arts, spectator sports & related industries	1 194	6 018	42 308	151	110	18	8	10	2	3	—	—	—	—	—	—
7111	Performing arts companies	265	985	5 141	44	29	8	3	4	—	—	—	—	—	—	—	—
71111	Theater companies & dinner theaters	176	631	3 475	23	15	4	—	4	—	—	—	—	—	—	—	—
711110	Theater companies & dinner theaters	176	631	3 475	23	15	4	—	4	—	—	—	—	—	—	—	—
71112	Dance companies	(B)	(D)	(D)	4	2	—	2	—	—	—	—	—	—	—	—	—
711120	Dance companies	(B)	(D)	(D)	4	2	—	2	—	—	—	—	—	—	—	—	—
71113	Musical groups & artists	(B)	(D)	(D)	16	11	4	1	—	—	—	—	—	—	—	—	—
711130	Musical groups & artists	(B)	(D)	(D)	16	11	4	1	—	—	—	—	—	—	—	—	—
71119	Other performing arts companies	(A)	(D)	(D)	1	1	—	—	—	—	—	—	—	—	—	—	—
711190	Other performing arts companies	(A)	(D)	(D)	1	1	—	—	—	—	—	—	—	—	—	—	—
7112	Spectator sports	701	3 747	25 168	29	19	1	1	3	2	3	—	—	—	—	—	—
71121	Spectator sports	701	3 747	25 168	29	19	1	1	3	2	3	—	—	—	—	—	—
711211	Sports teams and clubs	(C)	(D)	(D)	4	1	—	1	—	1	—	—	—	—	—	—	—
711212	Racetracks	561	3 052	21 721	13	7	—	1	1	1	3	—	—	—	—	—	—
711219	Other spectator sports	(B)	(D)	(D)	12	11	—	—	1	—	—	—	—	—	—	—	—
7113	Promoters of entertainment events	114	453	2 976	26	18	4	2	2	—	—	—	—	—	—	—	—
71131	Promoters of entertainment events with facility	78	301	1 382	9	3	3	1	2	—	—	—	—	—	—	—	—
711310	Promoters of entertainment events with facility	78	301	1 382	9	3	3	1	2	—	—	—	—	—	—	—	—
71132	Promoters of entertainment events without facility	36	152	1 594	17	15	1	1	—	—	—	—	—	—	—	—	—
711320	Promoters of entertainment events without facility	36	152	1 594	17	15	1	1	—	—	—	—	—	—	—	—	—
7114	Agents, managers for artists & other public figures	21	95	455	9	6	3	—	—	—	—	—	—	—	—	—	—
71141	Agents, managers for artists & other public figures	21	95	455	9	6	3	—	—	—	—	—	—	—	—	—	—
711410	Agents, managers for artists & other public figures	21	95	455	9	6	3	—	—	—	—	—	—	—	—	—	—
7115	Independent artists, writers & performers	93	738	8 568	43	38	2	2	1	—	—	—	—	—	—	—	—
71151	Independent artists, writers & performers	93	738	8 568	43	38	2	2	1	—	—	—	—	—	—	—	—
711510	Independent artists, writers & performers	93	738	8 568	43	38	2	2	1	—	—	—	—	—	—	—	—
712	Museums, historical sites & like institutions	426	1 779	8 933	63	49	5	4	2	3	—	—	—	—	—	—	—
7121	Museums, historical sites & like institutions	426	1 779	8 933	63	49	5	4	2	3	—	—	—	—	—	—	—
71211	Museums	306	1 184	5 828	37	28	3	3	—	3	—	—	—	—	—	—	—
712110	Museums	306	1 184	5 828	37	28	3	3	—	3	—	—	—	—	—	—	—
71212	Historical sites	(B)	(D)	(D)	13	11	1	—	1	—	—	—	—	—	—	—	—
712120	Historical sites	(B)	(D)	(D)	13	11	1	—	1	—	—	—	—	—	—	—	—
71213	Zoos & botanical gardens	(A)	(D)	(D)	2	2	—	—	—	—	—	—	—	—	—	—	—
712130	Zoos & botanical gardens	(A)	(D)	(D)	2	2	—	—	—	—	—	—	—	—	—	—	—
71219	Nature parks & other similar institutions	(B)	(D)	(D)	11	8	1	1	1	—	—	—	—	—	—	—	—
712190	Nature parks & other similar institutions	(B)	(D)	(D)	11	8	1	1	1	—	—	—	—	—	—	—	—
713	Amusement, gambling & recreation industries	7 405	24 542	129 459	463	246	74	66	43	21	10	1	2	—	—	—	—
7131	Amusement parks & arcades	(E)	(D)	(D)	26	14	4	2	5	1	—	—	—	—	—	—	—
71311	Amusement & theme parks	158	1 142	14 939	12	7	1	1	2	1	—	—	—	—	—	—	—
713110	Amusement & theme parks	158	1 142	14 939	12	7	1	1	2	1	—	—	—	—	—	—	—
71312	Amusement arcades	(C)	(D)	(D)	14	7	3	1	3	—	—	—	—	—	—	—	—
713120	Amusement arcades	(C)	(D)	(D)	14	7	3	1	3	—	—	—	—	—	—	—	—
7132	Gambling industries	(A)	(D)	(D)	2	1	1	—	—	—	—	—	—	—	—	—	—
71329	Other gambling industries	(A)	(D)	(D)	2	1	1	—	—	—	—	—	—	—	—	—	—
713290	Other gambling industries	(A)	(D)	(D)	2	1	1	—	—	—	—	—	—	—	—	—	—
7139	Other amusement & recreation industries	7 101	22 893	111 996	435	231	69	64	38	20	10	1	2	—	—	—	—
71391	Golf courses & country clubs	840	4 767	34 652	84	45	13	13	11	2	—	—	—	—	—	—	—
713910	Golf courses & country clubs	840	4 767	34 652	84	45	13	13	11	2	—	—	—	—	—	—	—
71392	Skiing facilities	1 605	5 266	12 124	11	3	—	1	1	2	2	1	1	—	—	—	—
713920	Skiing facilities	1 605	5 266	12 124	11	3	—	1	1	2	2	1	1	—	—	—	—
71393	Marinas	228	1 669	10 872	36	21	7	5	3	—	—	—	—	—	—	—	—
713930	Marinas	228	1 669	10 872	36	21	7	5	3	—	—	—	—	—	—	—	—
71394	Fitness & recreational sports centers	2 953	7 104	31 564	160	75	27	23	15	12	8	—	—	—	—	—	—
713940	Fitness & recreational sports centers	2 953	7 104	31 564	160	75	27	23	15	12	8	—	—	—	—	—	—
71395	Bowling centers	258	922	3 947	24	10	5	5	3	1	—	—	—	—	—	—	—
713950	Bowling centers	258	922	3 947	24	10	5	5	3	1	—	—	—	—	—	—	—
71399	All other amusement & recreation industries	1 217	3 165	18 837	120	77	17	17	5	3	—	—	1	—	—	—	—
713990	All other amusement & recreation industries	1 217	3 165	18 837	120	77	17	17	5	3	—	—	1	—	—	—	—
<b>72</b>	<b>Accommodation &amp; food services</b>	<b>48 345</b>	<b>152 349</b>	<b>672 275</b>	<b>3 142</b>	<b>1 211</b>	<b>566</b>	<b>579</b>	<b>608</b>	<b>142</b>	<b>29</b>	<b>5</b>	<b>2</b>	<b>—</b>	<b>—</b>	<b>—</b>	<b>—</b>
721	Accommodation	9 166	38 100	164 824	569	337	70	73	51	19	12	5	2	—	—	—	—
7211	Traveler accommodation	8 705	35 595	144 421	411	212	50	61	50	19	12	5	2	—	—	—	—
72111	Hotels (exc casino hotels) & motels	8 043	33 869	136 661	310	146	35	49	43	18	12	5	2	—	—	—	—
721110	Hotels (exc casino hotels) & motels	8 043	33 869	136 661	310	146	35	49	43	18	12	5	2	—	—	—	—
72119	Other traveler accommodation	662	1 726	7 760	101	66	15	12	7	1	—	—	—	—	—	—	—
721191	Bed & breakfast inns	554	1 409	5 997	78	48	13	11	5	1	—	—	—	—	—	—	—
721199	All other traveler accommodation	108	317	1 763	23	18	2	1	2	—	—	—	—	—	—	—	—
7212	RV parks & recreational camps	379	2 307	19 542	147	120	17	10	—	—	—	—	—	—	—	—	—
72121	RV parks & recreational camps	379	2 307	19 542	147	120	17	10	—	—	—	—	—	—	—	—	—
721211	RV parks & campgrounds	136	649	6 103	79	71	6	2	—	—	—	—	—	—	—	—	—
721214	Recreational, vacation camps (exc campgrounds)	243	1 658	13 439	68	49	11	8	—	—	—	—	—	—	—	—	—

See footnotes at end of table.

**Table 2. The State—Employees, Payroll, and Establishments by Industry: 2002—Con.**

[Excludes most government employees, railroad employees, and self-employed persons. Size class 1 to 4 includes establishments with payroll, but no employees, during mid-March pay period. (D) denotes figures withheld to avoid disclosing data for individual companies; the data are included in broader industry totals. For explanation of terms, abbreviations, and data reliability/comparability, see introductory text]

NAICS code	Industry	Number of employees for week including March 12	Payroll (\$1,000)		Total number of establishments	Number of establishments by employment-size class											
			First quarter	Annual		1 to 4	5 to 9	10 to 19	20 to 49	50 to 99	100 to 249	250 to 499	500 to 999	1,000 or more			
<b>72</b>	<b>Accommodation &amp; food services—Con.</b>																
721	Accommodation—Con.																
7213	Rooming & boarding houses .....	82	198	861	11	5	3	2	1	—	—	—	—	—	—	—	—
72131	Rooming & boarding houses .....	82	198	861	11	5	3	2	1	—	—	—	—	—	—	—	—
721310	Rooming & boarding houses .....	82	198	861	11	5	3	2	1	—	—	—	—	—	—	—	—
722	Food services & drinking places .....	39 179	114 249	507 451	2 573	874	496	506	557	123	17	—	—	—	—	—	—
7221	Full-service restaurants .....	21 896	68 717	304 782	1 125	290	207	241	285	91	11	—	—	—	—	—	—
72211	Full-service restaurants .....	21 896	68 717	304 782	1 125	290	207	241	285	91	11	—	—	—	—	—	—
722110	Full-service restaurants .....	21 896	68 717	304 782	1 125	290	207	241	285	91	11	—	—	—	—	—	—
7222	Limited-service eating places .....	14 602	38 447	168 201	1 200	465	229	236	244	23	3	—	—	—	—	—	—
72221	Limited-service eating places .....	14 602	38 447	168 201	1 200	465	229	236	244	23	3	—	—	—	—	—	—
722211	Limited-service restaurants .....	10 822	28 360	120 746	864	322	179	158	186	16	3	—	—	—	—	—	—
722212	Cafeterias .....	92	336	1 122	20	13	6	—	1	—	—	—	—	—	—	—	—
722213	Snack & nonalcoholic beverage bars ...	3 688	9 751	46 333	316	130	44	78	57	7	—	—	—	—	—	—	—
7223	Special food services .....	1 920	5 162	25 473	187	100	41	18	18	8	2	—	—	—	—	—	—
72231	Food service contractors .....	(G)	(D)	(D)	130	66	29	14	13	6	2	—	—	—	—	—	—
722310	Food service contractors .....	(G)	(D)	(D)	130	66	29	14	13	6	2	—	—	—	—	—	—
72232	Caterers .....	(E)	(D)	(D)	47	26	10	4	5	2	—	—	—	—	—	—	—
722320	Caterers .....	(E)	(D)	(D)	47	26	10	4	5	2	—	—	—	—	—	—	—
72233	Mobile food services .....	(B)	(D)	(D)	10	8	2	—	—	—	—	—	—	—	—	—	—
722330	Mobile food services .....	(B)	(D)	(D)	10	8	2	—	—	—	—	—	—	—	—	—	—
7224	Drinking places (alcoholic beverages) .....	761	1 923	8 995	61	19	19	11	10	1	1	—	—	—	—	—	—
72241	Drinking places (alcoholic beverages) .....	761	1 923	8 995	61	19	19	11	10	1	1	—	—	—	—	—	—
722410	Drinking places (alcoholic beverages) ..	761	1 923	8 995	61	19	19	11	10	1	1	—	—	—	—	—	—
<b>81</b>	<b>Other services (except public administration)</b>	<b>22 489</b>	<b>119 328</b>	<b>495 775</b>	<b>3 633</b>	<b>2 248</b>	<b>815</b>	<b>379</b>	<b>154</b>	<b>26</b>	<b>10</b>	<b>1</b>	—	—	—	—	—
811	Repair & maintenance .....	6 123	47 436	192 834	1 233	813	268	106	43	3	—	—	—	—	—	—	—
8111	Automotive repair & maintenance .....	4 103	28 308	116 173	896	589	212	73	22	—	—	—	—	—	—	—	—
81111	Automotive mechanical & electrical R&M ..	2 413	16 607	68 105	593	423	127	35	8	—	—	—	—	—	—	—	—
811111	General automotive repair .....	2 130	14 132	58 274	533	383	113	30	7	—	—	—	—	—	—	—	—
811112	Automotive exhaust system repair .....	53	378	1 569	15	12	3	—	—	—	—	—	—	—	—	—	—
811113	Automotive transmission repair .....	142	1 274	5 003	25	15	5	—	—	—	—	—	—	—	—	—	—
811118	Other automotive mechanical & electrical R&M .....	88	823	3 259	20	13	6	—	1	—	—	—	—	—	—	—	—
81112	Automotive body, paint, interior & glass repair .....	1 123	9 152	37 888	219	130	59	21	9	—	—	—	—	—	—	—	—
811121	Automotive body, paint & interior R&M ..	970	7 900	32 608	179	106	44	20	9	—	—	—	—	—	—	—	—
811122	Automotive glass replacement shops .....	153	1 252	5 280	40	24	15	1	—	—	—	—	—	—	—	—	—
81119	Other automotive R&M .....	567	2 549	10 180	84	36	26	17	5	—	—	—	—	—	—	—	—
811191	Automotive oil change & lubrication shops .....	267	1 162	4 872	29	7	9	10	3	—	—	—	—	—	—	—	—
811192	Car washes .....	273	1 262	4 773	47	22	17	6	2	—	—	—	—	—	—	—	—
811198	All other automotive R&M .....	27	125	535	8	7	—	1	—	—	—	—	—	—	—	—	—
8112	Electronic & precision equipment R&M .....	763	8 936	35 442	90	52	15	12	9	2	—	—	—	—	—	—	—
81121	Electronic & precision equipment R&M .....	763	8 936	35 442	90	52	15	12	9	2	—	—	—	—	—	—	—
811211	Consumer electronics R&M .....	(A)	(D)	(D)	10	9	1	—	—	—	—	—	—	—	—	—	—
811212	Computer & office machine R&M .....	464	5 696	21 317	44	24	7	6	5	2	—	—	—	—	—	—	—
811213	Communication equipment R&M .....	(B)	(D)	(D)	15	9	2	3	1	—	—	—	—	—	—	—	—
811219	Other electronic & precision equipment R&M .....	196	2 400	10 342	21	10	5	3	3	—	—	—	—	—	—	—	—
8113	Commercial equipment (exc auto & elec) R&M .....	738	6 445	25 857	125	83	20	14	7	1	—	—	—	—	—	—	—
81131	Commercial equipment (exc auto & elec) R&M .....	738	6 445	25 857	125	83	20	14	7	1	—	—	—	—	—	—	—
811310	Commercial equipment (exc auto & elec) R&M .....	738	6 445	25 857	125	83	20	14	7	1	—	—	—	—	—	—	—
8114	Personal & household goods R&M .....	519	3 747	15 362	122	89	21	7	5	—	—	—	—	—	—	—	—
81141	Home, garden equipment & appliance R&M .....	(E)	(D)	(D)	41	27	7	2	5	—	—	—	—	—	—	—	—
811411	Home & garden equipment R&M .....	(B)	(D)	(D)	19	12	5	2	—	—	—	—	—	—	—	—	—
811412	Appliance repair & maintenance .....	185	1 593	6 322	22	15	2	—	5	—	—	—	—	—	—	—	—
81142	Reupholstery & furniture repair .....	(B)	(D)	(D)	18	13	5	—	—	—	—	—	—	—	—	—	—
811420	Reupholstery & furniture repair .....	(B)	(D)	(D)	18	13	5	—	—	—	—	—	—	—	—	—	—
81143	Footwear & leather goods repair .....	(A)	(D)	(D)	5	5	—	—	—	—	—	—	—	—	—	—	—
811430	Footwear & leather goods repair .....	(A)	(D)	(D)	5	5	—	—	—	—	—	—	—	—	—	—	—
81149	Other personal & household goods R&M ..	190	1 296	5 616	58	44	9	5	—	—	—	—	—	—	—	—	—
811490	Other personal & household goods R&M ..	190	1 296	5 616	58	44	9	5	—	—	—	—	—	—	—	—	—
812	Personal & laundry services .....	6 789	29 240	125 547	1 045	642	223	124	43	7	6	—	—	—	—	—	—
8121	Personal care services .....	3 429	12 202	52 360	623	378	142	75	27	1	—	—	—	—	—	—	—
81211	Hair, nail & skin care services .....	2 954	11 129	47 704	549	340	122	64	22	1	—	—	—	—	—	—	—
812111	Barber shops .....	44	188	738	16	14	1	—	—	—	—	—	—	—	—	—	—
812112	Beauty salons .....	2 827	10 699	45 887	505	305	114	63	22	1	—	—	—	—	—	—	—
812113	Nail salons .....	83	242	1 079	28	21	7	—	—	—	—	—	—	—	—	—	—
81219	Other personal care services .....	475	1 073	4 656	74	38	20	11	5	—	—	—	—	—	—	—	—
812191	Diet & weight reducing centers .....	243	553	2 253	27	8	7	9	3	—	—	—	—	—	—	—	—
812199	Other personal care services .....	232	520	2 403	47	30	13	2	2	—	—	—	—	—	—	—	—
8122	Death care services .....	315	2 295	10 393	85	58	24	3	—	—	—	—	—	—	—	—	—
81221	Funeral homes .....	259	2 116	9 308	64	41	21	2	—	—	—	—	—	—	—	—	—
812210	Funeral homes .....	259	2 116	9 308	64	41	21	2	—	—	—	—	—	—	—	—	—
81222	Cemeteries & crematories .....	56	179	1 085	21	17	3	1	—	—	—	—	—	—	—	—	—
812220	Cemeteries & crematories .....	56	179	1 085	21	17	3	1	—	—	—	—	—	—	—	—	—
8123	Drycleaning & laundry services .....	2 093	11 037	46 096	167	96	24	27	11	3	6	—	—	—	—	—	—
81231	Coin-operated laundries & drycleaners ..	286	795	3 223	61	41	9	11	—	—	—	—	—	—	—	—	—
812310	Coin-operated laundries & drycleaners ..	286	795	3 223	61	41	9	11	—	—	—	—	—	—	—	—	—
81232	Drycleaning & laundry services (exc coin-op) .....	802	3 687	15 274	88	51	14	15	7	—	1	—	—	—	—	—	

**Table 2. The State—Employees, Payroll, and Establishments by Industry: 2002—Con.**

[Excludes most government employees, railroad employees, and self-employed persons. Size class 1 to 4 includes establishments with payroll, but no employees, during mid-March pay period. (D) denotes figures withheld to avoid disclosing data for individual companies; the data are included in broader industry totals. For explanation of terms, abbreviations, and data reliability/comparability, see introductory text]

NAICS code	Industry	Number of employees for week including March 12	Payroll (\$1,000)		Total number of establishments	Number of establishments by employment-size class										
			First quarter	Annual		1 to 4	5 to 9	10 to 19	20 to 49	50 to 99	100 to 249	250 to 499	500 to 999	1,000 or more		
<b>81</b>	<b>Other services (except public administration)—Con.</b>															
812	Personal & laundry services—Con.															
81233	Drycleaning & laundry services—Con.															
812331	Linen & uniform supply .....	1 005	6 555	27 599	18	4	1	1	4	3	5	—	—	—	—	—
812331	Linen supply .....	493	3 006	12 761	11	4	1	—	2	1	3	—	—	—	—	—
812332	Industrial launderers .....	512	3 549	14 838	7	—	—	1	2	2	2	—	—	—	—	—
8129	Other personal services .....	952	3 706	16 698	170	110	33	19	5	3	—	—	—	—	—	—
81291	Pet care (except veterinary) services .....	321	980	4 328	68	45	12	7	4	—	—	—	—	—	—	—
812910	Pet care (except veterinary) services .....	321	980	4 328	68	45	12	7	4	—	—	—	—	—	—	—
81292	Photofinishing .....	(C)	(D)	(D)	28	17	7	4	—	—	—	—	—	—	—	—
812921	Photofinishing laboratories (except one-hour) .....	(B)	(D)	(D)	12	9	2	1	—	—	—	—	—	—	—	—
812922	One-hour photofinishing .....	87	375	1 654	16	8	5	3	—	—	—	—	—	—	—	—
81293	Parking lots & garages .....	(C)	(D)	(D)	11	4	4	2	—	1	—	—	—	—	—	—
812930	Parking lots & garages .....	(C)	(D)	(D)	11	4	4	2	—	1	—	—	—	—	—	—
81299	All other personal services .....	380	1 613	7 583	63	44	10	6	1	2	—	—	—	—	—	—
812990	All other personal services .....	380	1 613	7 583	63	44	10	6	1	2	—	—	—	—	—	—
813	Religious, grantmaking, civic, prof & like organizations .....	9 577	42 652	177 394	1 355	793	324	149	68	16	4	1	—	—	—	—
8131	Religious organizations .....	4 482	16 063	65 521	655	371	169	72	35	7	1	—	—	—	—	—
81311	Religious organizations .....	4 482	16 063	65 521	655	371	169	72	35	7	1	—	—	—	—	—
813110	Religious organizations .....	4 482	16 063	65 521	655	371	169	72	35	7	1	—	—	—	—	—
8132	Grantmaking & giving services .....	508	3 895	16 057	64	38	13	6	5	2	—	—	—	—	—	—
81321	Grantmaking & giving services .....	508	3 895	16 057	64	38	13	6	5	2	—	—	—	—	—	—
813211	Grantmaking foundations .....	202	1 686	7 121	29	23	1	1	3	1	—	—	—	—	—	—
813212	Voluntary health organizations .....	122	1 028	4 101	15	4	7	2	2	—	—	—	—	—	—	—
813219	Other grantmaking & giving services .....	184	1 171	4 835	20	11	5	3	—	1	—	—	—	—	—	—
8133	Social advocacy organizations .....	673	4 541	19 320	92	58	16	9	7	2	—	—	—	—	—	—
81331	Social advocacy organizations .....	673	4 541	19 320	92	58	16	9	7	2	—	—	—	—	—	—
813311	Human rights organizations .....	108	669	3 016	13	7	3	2	1	—	—	—	—	—	—	—
813312	Environment & wildlife organizations .....	382	2 252	9 575	45	24	9	6	5	1	—	—	—	—	—	—
813319	Other social advocacy organizations .....	183	1 620	6 729	34	27	4	1	1	1	—	—	—	—	—	—
8134	Civic & social organizations .....	1 874	5 069	21 864	221	101	76	33	6	2	3	—	—	—	—	—
81341	Civic & social organizations .....	1 874	5 069	21 864	221	101	76	33	6	2	3	—	—	—	—	—
813410	Civic & social organizations .....	1 874	5 069	21 864	221	101	76	33	6	2	3	—	—	—	—	—
8139	Business, labor, political, like organizations ..	2 040	13 094	54 632	323	225	50	29	15	3	—	1	—	—	—	—
81391	Business associations .....	374	3 774	14 818	100	77	16	5	2	—	—	—	—	—	—	—
813910	Business associations .....	374	3 774	14 818	100	77	16	5	2	—	—	—	—	—	—	—
81392	Professional organizations .....	572	4 019	16 463	35	23	6	1	3	1	—	1	—	—	—	—
813920	Professional organizations .....	572	4 019	16 463	35	23	6	1	3	1	—	1	—	—	—	—
81393	Labor unions & similar labor organizations .....	394	1 672	6 946	61	35	11	11	4	—	—	—	—	—	—	—
813930	Labor unions & similar labor organizations .....	394	1 672	6 946	61	35	11	11	4	—	—	—	—	—	—	—
81394	Political organizations .....	65	533	3 422	20	15	2	3	—	—	—	—	—	—	—	—
813940	Political organizations .....	65	533	3 422	20	15	2	3	—	—	—	—	—	—	—	—
81399	Oth similar organizations (exc business, prof, labor, pol) .....	635	3 096	12 983	107	75	15	9	6	2	—	—	—	—	—	—
813990	Oth similar organizations (exc business, prof, labor, pol) .....	635	3 096	12 983	107	75	15	9	6	2	—	—	—	—	—	—
<b>95</b>	<b>Auxiliaries (exc corporate, subsidiary &amp; regional mgt) .....</b>	<b>2 067</b>	<b>21 306</b>	<b>86 640</b>	<b>55</b>	<b>14</b>	<b>10</b>	<b>9</b>	<b>15</b>	<b>5</b>	<b>1</b>	<b>—</b>	<b>1</b>	<b>—</b>	<b>—</b>	<b>—</b>
<b>99</b>	<b>Unclassified establishments .....</b>	<b>63</b>	<b>319</b>	<b>2 679</b>	<b>104</b>	<b>99</b>	<b>4</b>	<b>1</b>	<b>—</b>	<b>—</b>	<b>—</b>	<b>—</b>	<b>—</b>	<b>—</b>	<b>—</b>	<b>—</b>

Note: Employment-size classes are indicated as follows: A—0 to 19; B—20 to 99; C—100 to 249; E—250 to 499; F—500 to 999; G—1,000 to 2,499; H—2,500 to 4,999; I—5,000 to 9,999; J—10,000 to 24,999; K—25,000 to 49,999; L—50,000 to 99,999; M—100,000 or more.

**Table 3. The State—Employees and Annual Payroll by Employment-Size Class: 2002**

[Excludes most government employees, railroad employees, and self-employed persons. Size class 1 to 4 includes establishments with payroll, but no employees, during mid-March pay period. (D) denotes figures withheld to avoid disclosing data for individual companies; the data are included in broader industry totals. For explanation of terms, abbreviations, and data reliability/comparability, see introductory text]

NAICS code	Major group	Total	Employment-size class								
			1 to 4	5 to 9	10 to 19	20 to 49	50 to 99	100 to 249	250 to 499	500 to 999	1,000 or more
	<b>Total number of employees ..</b>	<b>550 725</b>	<b>35 400</b>	<b>49 942</b>	<b>65 049</b>	<b>100 144</b>	<b>69 391</b>	<b>85 030</b>	<b>50 487</b>	<b>32 614</b>	<b>62 668</b>
	<b>Total payroll, annual (\$1,000) .....</b>	<b>18 651 759</b>	<b>1 285 723</b>	<b>1 486 653</b>	<b>2 011 019</b>	<b>3 187 584</b>	<b>2 401 079</b>	<b>2 686 692</b>	<b>1 921 782</b>	<b>1 316 496</b>	<b>2 354 731</b>
<b>11</b>	<b>FORESTRY, FISHING, HUNTING, AND AGRICULTURE SUPPORT</b>										
	<b>Number of employees .....</b>	<b>995</b>	<b>218</b>	<b>(D)</b>	<b>(D)</b>	<b>(D)</b>	<b>(D)</b>	<b>-</b>	<b>-</b>	<b>-</b>	<b>-</b>
	<b>Payroll, annual (\$1,000) .....</b>	<b>29 979</b>	<b>5 031</b>	<b>(D)</b>	<b>(D)</b>	<b>(D)</b>	<b>(D)</b>	<b>-</b>	<b>-</b>	<b>-</b>	<b>-</b>
113	Forestry and logging										
	Number of employees .....	(F)	(D)	(D)	(D)	(D)	(D)	-	-	-	-
	Payroll, annual (\$1,000) .....	(D)	(D)	(D)	(D)	(D)	(D)	-	-	-	-
114	Fishing, hunting & trapping										
	Number of employees .....	(A)	(D)	(D)	-	-	-	-	-	-	-
	Payroll, annual (\$1,000) .....	(D)	(D)	(D)	-	-	-	-	-	-	-
115	Agriculture & forestry support activities										
	Number of employees .....	(C)	(D)	(D)	(D)	(D)	-	-	-	-	-
	Payroll, annual (\$1,000) .....	(D)	(D)	(D)	(D)	(D)	-	-	-	-	-
<b>21</b>	<b>MINING</b>										
	<b>Number of employees .....</b>	<b>507</b>	<b>(D)</b>	<b>43</b>	<b>(D)</b>	<b>(D)</b>	<b>(D)</b>	<b>(D)</b>	<b>-</b>	<b>-</b>	<b>-</b>
	<b>Payroll, annual (\$1,000) .....</b>	<b>22 376</b>	<b>(D)</b>	<b>3 389</b>	<b>(D)</b>	<b>(D)</b>	<b>(D)</b>	<b>(D)</b>	<b>-</b>	<b>-</b>	<b>-</b>
211	Oil & gas extraction										
	Number of employees .....	(A)	(D)	(D)	-	-	-	-	-	-	-
	Payroll, annual (\$1,000) .....	(D)	(D)	(D)	-	-	-	-	-	-	-
212	Mining (except oil & gas)										
	Number of employees .....	(E)	(D)	(D)	(D)	(D)	(D)	(D)	-	-	-
	Payroll, annual (\$1,000) .....	(D)	(D)	(D)	(D)	(D)	(D)	(D)	-	-	-
213	Mining support activities										
	Number of employees .....	(B)	(D)	(D)	-	(D)	-	-	-	-	-
	Payroll, annual (\$1,000) .....	(D)	(D)	(D)	-	(D)	-	-	-	-	-
<b>22</b>	<b>UTILITIES</b>										
	<b>Number of employees .....</b>	<b>3 278</b>	<b>(D)</b>	<b>(D)</b>	<b>(D)</b>	<b>703</b>	<b>604</b>	<b>(D)</b>	<b>-</b>	<b>(D)</b>	<b>-</b>
	<b>Payroll, annual (\$1,000) .....</b>	<b>194 479</b>	<b>(D)</b>	<b>(D)</b>	<b>(D)</b>	<b>39 301</b>	<b>33 722</b>	<b>(D)</b>	<b>-</b>	<b>(D)</b>	<b>-</b>
221	Utilities										
	Number of employees .....	3 278	(D)	(D)	(D)	703	604	(D)	-	(D)	-
	Payroll, annual (\$1,000) .....	194 479	(D)	(D)	(D)	39 301	33 722	(D)	-	(D)	-
<b>23</b>	<b>CONSTRUCTION</b>										
	<b>Number of employees .....</b>	<b>27 294</b>	<b>4 751</b>	<b>4 500</b>	<b>4 692</b>	<b>5 914</b>	<b>3 709</b>	<b>1 901</b>	<b>1 827</b>	<b>-</b>	<b>-</b>
	<b>Payroll, annual (\$1,000) .....</b>	<b>1 213 531</b>	<b>184 033</b>	<b>171 448</b>	<b>202 082</b>	<b>281 307</b>	<b>195 006</b>	<b>110 418</b>	<b>69 237</b>	<b>-</b>	<b>-</b>
233	Building, developing & general contracting										
	Number of employees .....	7 767	1 509	(D)	1 237	1 631	1 245	(D)	(D)	-	-
	Payroll, annual (\$1,000) .....	348 881	63 426	(D)	50 515	83 812	64 858	(D)	(D)	-	-
234	Heavy construction										
	Number of employees .....	2 760	265	(D)	505	603	611	(D)	(D)	-	-
	Payroll, annual (\$1,000) .....	155 261	16 244	(D)	27 683	36 890	42 883	(D)	(D)	-	-
235	Special trade contractors										
	Number of employees .....	16 767	2 977	(D)	2 950	3 680	1 853	(D)	(D)	-	-
	Payroll, annual (\$1,000) .....	709 389	104 363	(D)	123 884	160 605	87 265	(D)	(D)	-	-
<b>31-33</b>	<b>MANUFACTURING</b>										
	<b>Number of employees .....</b>	<b>86 981</b>	<b>1 610</b>	<b>2 293</b>	<b>4 320</b>	<b>11 206</b>	<b>12 091</b>	<b>18 848</b>	<b>13 936</b>	<b>10 429</b>	<b>12 248</b>
	<b>Payroll, annual (\$1,000) .....</b>	<b>3 523 269</b>	<b>50 599</b>	<b>73 488</b>	<b>164 475</b>	<b>442 678</b>	<b>469 111</b>	<b>737 698</b>	<b>557 919</b>	<b>446 935</b>	<b>580 366</b>
311	Food mfg										
	Number of employees .....	2 050	76	(D)	(D)	350	337	515	-	(D)	-
	Payroll, annual (\$1,000) .....	65 052	2 185	(D)	(D)	10 220	9 307	21 428	-	(D)	-
312	Beverage & tobacco product mfg										
	Number of employees .....	802	(D)	-	(D)	(D)	(D)	(D)	-	(D)	-
	Payroll, annual (\$1,000) .....	32 839	(D)	-	(D)	(D)	(D)	(D)	-	(D)	-
313	Textile mills										
	Number of employees .....	1 549	15	(D)	(D)	180	374	(D)	-	(D)	-
	Payroll, annual (\$1,000) .....	61 001	557	(D)	(D)	6 408	12 236	(D)	-	(D)	-
314	Textile product mills										
	Number of employees .....	848	(D)	(D)	(D)	191	215	-	(D)	-	-
	Payroll, annual (\$1,000) .....	31 541	(D)	(D)	(D)	5 131	5 094	-	(D)	-	-
315	Apparel manufacturing										
	Number of employees .....	704	(D)	54	84	(D)	(D)	-	(D)	-	-
	Payroll, annual (\$1,000) .....	24 235	(D)	1 898	1 848	(D)	(D)	-	(D)	-	-
316	Leather & allied product mfg										
	Number of employees .....	627	(D)	(D)	(D)	189	(D)	(D)	-	-	-
	Payroll, annual (\$1,000) .....	15 817	(D)	(D)	(D)	5 424	(D)	(D)	-	-	-
321	Wood product mfg										
	Number of employees .....	3 102	113	170	350	824	828	817	-	-	-
	Payroll, annual (\$1,000) .....	105 261	5 412	4 754	11 827	23 386	31 792	28 090	-	-	-
322	Paper mfg										
	Number of employees .....	2 333	(D)	21	149	(D)	(D)	1 425	(D)	-	-
	Payroll, annual (\$1,000) .....	95 459	(D)	393	5 619	(D)	(D)	60 021	(D)	-	-

See footnotes at end of table.

**Table 3. The State—Employees and Annual Payroll by Employment-Size Class: 2002—Con.**

[Excludes most government employees, railroad employees, and self-employed persons. Size class 1 to 4 includes establishments with payroll, but no employees, during mid-March pay period. (D) denotes figures withheld to avoid disclosing data for individual companies; the data are included in broader industry totals. For explanation of terms, abbreviations, and data reliability/comparability, see introductory text]

NAICS code	Major group	Employment-size class									
		Total	1 to 4	5 to 9	10 to 19	20 to 49	50 to 99	100 to 249	250 to 499	500 to 999	1,000 or more
<b>31-33</b>	<b>MANUFACTURING—Con.</b>										
323	Printing & related support activities										
	Number of employees .....	4 254	193	321	447	848	(D)	1 370	(D)	—	—
	Payroll, annual (\$1,000).....	141 571	4 657	8 612	13 668	26 114	(D)	51 962	(D)	—	—
324	Petroleum & coal products mfg										
	Number of employees .....	160	(D)	(D)	(D)	(D)	(D)	—	—	—	—
	Payroll, annual (\$1,000).....	5 574	(D)	(D)	(D)	(D)	(D)	—	—	—	—
325	Chemical mfg										
	Number of employees .....	1 345	(D)	(D)	(D)	375	545	(D)	—	—	—
	Payroll, annual (\$1,000).....	57 037	(D)	(D)	(D)	14 637	22 434	(D)	—	—	—
326	Plastics & rubber products mfg										
	Number of employees .....	5 616	(D)	(D)	265	773	1 443	1 484	848	(D)	—
	Payroll, annual (\$1,000).....	200 996	(D)	(D)	11 198	30 432	50 475	49 466	33 407	(D)	—
327	Nonmetallic mineral product mfg										
	Number of employees .....	2 293	56	75	216	537	596	(D)	(D)	—	—
	Payroll, annual (\$1,000).....	96 899	2 280	2 114	11 087	23 945	23 544	(D)	(D)	—	—
331	Primary metal mfg										
	Number of employees .....	2 569	(D)	(D)	(D)	254	183	945	(D)	(D)	—
	Payroll, annual (\$1,000).....	105 322	(D)	(D)	(D)	8 949	6 443	35 550	(D)	(D)	—
332	Fabricated metal product mfg										
	Number of employees .....	11 808	357	603	(D)	2 133	1 583	1 418	2 762	(D)	—
	Payroll, annual (\$1,000).....	435 123	10 667	22 475	(D)	86 126	60 207	55 466	90 857	(D)	—
333	Machinery mfg										
	Number of employees .....	8 574	126	185	(D)	1 186	1 415	1 499	2 127	(D)	(D)
	Payroll, annual (\$1,000).....	424 468	4 199	6 292	(D)	55 729	65 007	73 781	110 492	(D)	(D)
334	Computer & electronic product mfg										
	Number of employees .....	23 149	158	180	464	1 632	1 932	3 284	3 281	(D)	(D)
	Payroll, annual (\$1,000).....	1 066 002	6 254	6 619	19 825	87 221	96 910	137 561	134 964	(D)	(D)
335	Electrical equip, appliance & component mfg										
	Number of employees .....	5 460	(D)	(D)	(D)	217	439	2 402	(D)	(D)	—
	Payroll, annual (\$1,000).....	210 371	(D)	(D)	(D)	8 599	12 900	98 642	(D)	(D)	—
336	Transportation equipment mfg										
	Number of employees .....	2 189	(D)	38	(D)	152	(D)	—	(D)	(D)	—
	Payroll, annual (\$1,000).....	83 127	(D)	1 054	(D)	6 121	(D)	—	(D)	(D)	—
337	Furniture & related product mfg										
	Number of employees .....	1 454	(D)	(D)	182	589	303	(D)	—	—	—
	Payroll, annual (\$1,000).....	45 262	(D)	(D)	6 431	19 570	9 061	(D)	—	—	—
339	Miscellaneous mfg										
	Number of employees .....	6 095	165	156	340	(D)	570	2 072	1 548	(D)	—
	Payroll, annual (\$1,000).....	220 312	4 402	4 061	11 813	(D)	17 412	64 751	64 373	(D)	—
<b>42</b>	<b>WHOLESALE TRADE</b>										
	Number of employees .....	23 023	1 955	2 848	3 507	5 605	3 460	3 032	2 616	—	—
	Payroll, annual (\$1,000).....	1 152 245	94 472	137 104	171 811	268 036	214 482	145 973	120 367	—	—
421	Wholesale trade, durable goods										
	Number of employees .....	14 852	1 431	2 237	2 403	3 858	2 151	1 412	1 360	—	—
	Payroll, annual (\$1,000).....	777 379	71 975	110 260	120 425	190 959	132 612	74 796	76 352	—	—
422	Wholesale trade, nondurable goods										
	Number of employees .....	8 171	524	611	1 104	1 747	1 309	1 620	1 256	—	—
	Payroll, annual (\$1,000).....	374 866	22 497	26 844	51 386	77 077	81 870	71 177	44 015	—	—
<b>44-45</b>	<b>RETAIL TRADE</b>										
	Number of employees .....	93 979	5 421	12 034	14 595	19 004	10 608	22 088	10 229	—	—
	Payroll, annual (\$1,000).....	2 110 559	140 225	239 925	321 103	479 118	265 072	479 564	185 552	—	—
441	Motor vehicle & parts dealers										
	Number of employees .....	12 531	481	1 407	1 896	4 855	(D)	1 803	(D)	—	—
	Payroll, annual (\$1,000).....	484 903	15 255	38 705	59 687	189 305	(D)	89 223	(D)	—	—
442	Furniture & home furnishing stores										
	Number of employees .....	3 153	(D)	658	880	934	(D)	(D)	—	—	—
	Payroll, annual (\$1,000).....	83 828	(D)	17 357	23 912	27 440	(D)	(D)	—	—	—
443	Electronics & appliance stores										
	Number of employees .....	2 963	316	605	511	199	(D)	(D)	—	—	—
	Payroll, annual (\$1,000).....	81 584	9 394	13 192	12 516	6 482	(D)	(D)	—	—	—
444	Bldg material & garden equip & supp dealers										
	Number of employees .....	8 060	485	1 113	1 562	1 652	(D)	1 773	(D)	—	—
	Payroll, annual (\$1,000).....	250 432	18 224	29 543	51 666	62 017	(D)	41 668	(D)	—	—
445	Food & beverage stores										
	Number of employees .....	20 140	(D)	1 279	1 162	1 719	(D)	10 215	3 482	—	—
	Payroll, annual (\$1,000).....	310 218	(D)	16 511	17 442	22 861	(D)	164 987	48 167	—	—
446	Health & personal care stores										
	Number of employees .....	4 822	296	473	1 211	2 233	609	—	—	—	—
	Payroll, annual (\$1,000).....	97 030	7 472	10 606	29 973	39 583	9 396	—	—	—	—
447	Gasoline stations										
	Number of employees .....	4 679	(D)	1 757	1 854	572	(D)	—	—	—	—
	Payroll, annual (\$1,000).....	81 330	(D)	30 772	29 630	10 288	(D)	—	—	—	—
448	Clothing & clothing accessories stores										
	Number of employees .....	7 735	645	1 805	1 908	2 239	1 138	—	—	—	—
	Payroll, annual (\$1,000).....	113 223	13 384	29 893	27 668	28 001	14 277	—	—	—	—

See footnotes at end of table.



**Table 3. The State—Employees and Annual Payroll by Employment-Size Class: 2002—Con.**

[Excludes most government employees, railroad employees, and self-employed persons. Size class 1 to 4 includes establishments with payroll, but no employees, during mid-March pay period. (D) denotes figures withheld to avoid disclosing data for individual companies; the data are included in broader industry totals. For explanation of terms, abbreviations, and data reliability/comparability, see introductory text]

NAICS code	Major group	Total	Employment-size class									
			1 to 4	5 to 9	10 to 19	20 to 49	50 to 99	100 to 249	250 to 499	500 to 999	1,000 or more	
<b>44-45</b>	<b>RETAIL TRADE—Con.</b>											
451	Sporting goods, hobby, book & music stores											
	Number of employees .....	4 719	456	832	1 256	1 217	958	—	—	—	—	—
	Payroll, annual (\$1,000).....	76 013	9 210	12 075	21 582	22 660	10 486	—	—	—	—	—
452	General merchandise stores											
	Number of employees .....	14 694	139	321	289	943	1 780	6 302	4 920	—	—	—
	Payroll, annual (\$1,000).....	260 246	6 790	4 000	4 740	11 922	27 494	116 709	88 591	—	—	—
453	Miscellaneous store retailers											
	Number of employees .....	5 130	873	1 326	1 332	1 440	159	—	—	—	—	—
	Payroll, annual (\$1,000).....	85 978	16 104	22 484	19 464	25 117	2 809	—	—	—	—	—
454	Nonstore retailers											
	Number of employees .....	5 353	304	458	734	1 001	860	(D)	(D)	—	—	—
	Payroll, annual (\$1,000).....	185 774	10 948	14 787	22 823	33 442	46 139	(D)	(D)	—	—	—
<b>48-49</b>	<b>TRANSPORTATION &amp; WAREHOUSING</b>											
	<b>Number of employees .....</b>	<b>14 052</b>	<b>732</b>	<b>837</b>	<b>1 198</b>	<b>2 034</b>	<b>2 960</b>	<b>(D)</b>	<b>—</b>	<b>—</b>	<b>—</b>	<b>(D)</b>
	<b>Payroll, annual (\$1,000).....</b>	<b>420 036</b>	<b>25 627</b>	<b>23 710</b>	<b>33 009</b>	<b>63 440</b>	<b>70 455</b>	<b>(D)</b>	<b>—</b>	<b>—</b>	<b>—</b>	<b>(D)</b>
481	Air transportation											
	Number of employees .....	616	(D)	(D)	(D)	(D)	(D)	(D)	(D)	—	—	—
	Payroll, annual (\$1,000).....	20 819	(D)	(D)	(D)	(D)	(D)	(D)	(D)	—	—	—
483	Water transportation											
	Number of employees .....	(A)	(D)	—	(D)	—	—	—	—	—	—	—
	Payroll, annual (\$1,000).....	(D)	(D)	—	(D)	—	—	—	—	—	—	—
484	Truck transportation											
	Number of employees .....	3 412	478	425	(D)	796	891	(D)	—	—	—	—
	Payroll, annual (\$1,000).....	110 646	14 913	12 160	(D)	30 949	27 886	(D)	—	—	—	—
485	Transit & ground passenger transportation											
	Number of employees .....	2 991	55	136	306	530	1 472	492	—	—	—	—
	Payroll, annual (\$1,000).....	49 355	1 240	1 796	4 603	9 182	23 887	8 647	—	—	—	—
486	Pipeline transportation											
	Number of employees .....	9	9	—	—	—	—	—	—	—	—	—
	Payroll, annual (\$1,000).....	1 297	1 297	—	—	—	—	—	—	—	—	—
487	Scenic & sightseeing transportation											
	Number of employees .....	(B)	(D)	(D)	(D)	(D)	—	—	—	—	—	—
	Payroll, annual (\$1,000).....	(D)	(D)	(D)	(D)	(D)	—	—	—	—	—	—
488	Transportation support activities											
	Number of employees .....	866	87	149	(D)	291	(D)	(D)	—	—	—	—
	Payroll, annual (\$1,000).....	25 176	2 998	4 886	(D)	10 853	(D)	(D)	—	—	—	—
492	Couriers & messengers											
	Number of employees .....	(I)	48	60	(D)	169	(D)	(D)	—	—	—	(D)
	Payroll, annual (\$1,000).....	(D)	2 148	2 984	(D)	4 514	(D)	(D)	—	—	—	(D)
493	Warehousing & storage											
	Number of employees .....	(E)	(D)	(D)	(D)	(D)	(D)	—	—	—	—	—
	Payroll, annual (\$1,000).....	(D)	(D)	(D)	(D)	(D)	(D)	—	—	—	—	—
<b>51</b>	<b>INFORMATION</b>											
	<b>Number of employees .....</b>	<b>14 455</b>	<b>618</b>	<b>774</b>	<b>1 498</b>	<b>2 886</b>	<b>2 371</b>	<b>3 472</b>	<b>(D)</b>	<b>(D)</b>	<b>—</b>	<b>—</b>
	<b>Payroll, annual (\$1,000).....</b>	<b>694 838</b>	<b>32 065</b>	<b>30 996</b>	<b>52 214</b>	<b>151 222</b>	<b>116 761</b>	<b>166 375</b>	<b>(D)</b>	<b>(D)</b>	<b>—</b>	<b>—</b>
511	Publishing industries											
	Number of employees .....	7 272	215	271	(D)	995	(D)	(D)	1 376	(D)	—	—
	Payroll, annual (\$1,000).....	390 733	11 626	13 144	(D)	59 179	(D)	(D)	83 229	(D)	—	—
512	Motion picture & sound recording industries											
	Number of employees .....	(F)	(D)	(D)	(D)	(D)	(D)	—	—	—	—	—
	Payroll, annual (\$1,000).....	(D)	(D)	(D)	(D)	(D)	(D)	—	—	—	—	—
513	Broadcasting & telecommunications											
	Number of employees .....	5 439	233	298	671	(D)	(D)	(D)	(D)	—	—	—
	Payroll, annual (\$1,000).....	236 061	13 253	11 875	25 493	(D)	(D)	(D)	(D)	—	—	—
514	Information & data processing services											
	Number of employees .....	(G)	(D)	(D)	(D)	(D)	(D)	—	—	—	—	—
	Payroll, annual (\$1,000).....	(D)	(D)	(D)	(D)	(D)	(D)	—	—	—	—	—
<b>52</b>	<b>FINANCE &amp; INSURANCE</b>											
	<b>Number of employees .....</b>	<b>26 416</b>	<b>1 773</b>	<b>2 556</b>	<b>3 150</b>	<b>3 783</b>	<b>3 285</b>	<b>2 576</b>	<b>(D)</b>	<b>4 987</b>	<b>(D)</b>	<b>—</b>
	<b>Payroll, annual (\$1,000).....</b>	<b>1 361 826</b>	<b>93 678</b>	<b>102 634</b>	<b>144 956</b>	<b>197 818</b>	<b>137 071</b>	<b>132 185</b>	<b>(D)</b>	<b>296 971</b>	<b>(D)</b>	<b>—</b>
522	Credit intermediation & related activities											
	Number of employees .....	9 115	(D)	1 511	1 854	2 114	(D)	(D)	(D)	—	—	—
	Payroll, annual (\$1,000).....	346 978	(D)	49 847	65 424	85 923	(D)	(D)	(D)	—	—	—
523	Security, commodity contracts & like activity											
	Number of employees .....	2 508	(D)	(D)	276	(D)	(D)	(D)	(D)	—	—	—
	Payroll, annual (\$1,000).....	171 282	(D)	(D)	33 713	(D)	(D)	(D)	(D)	—	—	—
524	Insurance carriers & related activities											
	Number of employees .....	14 756	870	(D)	1 020	1 095	1 399	1 154	(D)	4 987	(D)	—
	Payroll, annual (\$1,000).....	841 941	38 002	(D)	45 819	69 478	63 855	72 773	(D)	296 971	(D)	—

See footnotes at end of table.

**Table 3. The State—Employees and Annual Payroll by Employment-Size Class: 2002—Con.**

[Excludes most government employees, railroad employees, and self-employed persons. Size class 1 to 4 includes establishments with payroll, but no employees, during mid-March pay period. (D) denotes figures withheld to avoid disclosing data for individual companies; the data are included in broader industry totals. For explanation of terms, abbreviations, and data reliability/comparability, see introductory text]

NAICS code	Major group	Total	Employment-size class									
			1 to 4	5 to 9	10 to 19	20 to 49	50 to 99	100 to 249	250 to 499	500 to 999	1,000 or more	
<b>52</b>	<b>FINANCE &amp; INSURANCE—Con.</b>											
525	Funds, trusts, & other financial vehicles (part)											
	Number of employees .....	37	(D)	(D)	—	(D)	—	—	—	—	—	—
	Payroll, annual (\$1,000).....	1 625	(D)	(D)	—	(D)	—	—	—	—	—	—
<b>53</b>	<b>REAL ESTATE &amp; RENTAL &amp; LEASING</b>											
	Number of employees .....	7 739	1 919	1 523	1 485	1 309	(D)	(D)	(D)	—	—	—
	Payroll, annual (\$1,000).....	243 841	73 970	44 447	38 971	47 453	(D)	(D)	(D)	—	—	—
531	Real estate											
	Number of employees .....	4 830	1 588	916	(D)	846	(D)	(D)	—	—	—	—
	Payroll, annual (\$1,000).....	163 823	59 723	31 576	(D)	30 305	(D)	(D)	—	—	—	—
532	Rental & leasing services											
	Number of employees .....	(H)	(D)	607	(D)	463	(D)	(D)	(D)	—	—	—
	Payroll, annual (\$1,000).....	(D)	(D)	12 871	(D)	17 148	(D)	(D)	(D)	—	—	—
533	Lessors of other nonfinancial intangible asset											
	Number of employees .....	(A)	(D)	—	—	—	—	—	—	—	—	—
	Payroll, annual (\$1,000).....	(D)	(D)	—	—	—	—	—	—	—	—	—
<b>54</b>	<b>PROFESSIONAL, SCIENTIFIC &amp; TECHNICAL SERVICES</b>											
	Number of employees .....	26 016	4 470	4 122	4 727	5 832	2 201	1 613	(D)	—	(D)	—
	Payroll, annual (\$1,000).....	1 269 446	213 970	185 365	222 597	287 436	131 170	105 445	(D)	—	(D)	—
541	Professional, scientific & technical services											
	Number of employees .....	26 016	4 470	4 122	4 727	5 832	2 201	1 613	(D)	—	(D)	—
	Payroll, annual (\$1,000).....	1 269 446	213 970	185 365	222 597	287 436	131 170	105 445	(D)	—	(D)	—
<b>55</b>	<b>MANAGEMENT OF COMPANIES &amp; ENTERPRISES</b>											
	Number of employees .....	7 466	128	211	432	986	1 370	912	(D)	(D)	(D)	—
	Payroll, annual (\$1,000).....	739 061	8 690	16 850	35 556	48 737	84 120	65 731	(D)	(D)	(D)	—
551	Management of companies & enterprises											
	Number of employees .....	7 466	128	211	432	986	1 370	912	(D)	(D)	(D)	—
	Payroll, annual (\$1,000).....	739 061	8 690	16 850	35 556	48 737	84 120	65 731	(D)	(D)	(D)	—
<b>56</b>	<b>ADMIN, SUPPORT, WASTE MGT, REMEDIATION SERVICES</b>											
	Number of employees .....	37 500	1 729	1 929	2 262	4 048	3 406	6 659	2 117	2 085	13 265	—
	Payroll, annual (\$1,000).....	1 142 968	60 968	54 478	64 993	135 668	166 658	192 216	44 336	42 238	381 413	—
561	Administrative & support services											
	Number of employees .....	35 924	1 599	(D)	2 067	3 737	(D)	(D)	2 117	2 085	13 265	—
	Payroll, annual (\$1,000).....	1 078 624	56 871	(D)	56 688	121 163	(D)	(D)	44 336	42 238	381 413	—
562	Waste management & remediation services											
	Number of employees .....	1 576	130	(D)	195	311	(D)	(D)	—	—	—	—
	Payroll, annual (\$1,000).....	64 344	4 097	(D)	8 305	14 505	(D)	(D)	—	—	—	—
<b>61</b>	<b>EDUCATIONAL SERVICES</b>											
	Number of employees .....	24 303	441	(D)	1 005	1 965	(D)	2 276	3 495	2 733	(D)	—
	Payroll, annual (\$1,000).....	634 908	12 054	(D)	16 914	35 458	(D)	60 097	127 152	62 961	(D)	—
611	Educational services											
	Number of employees .....	24 303	441	(D)	1 005	1 965	(D)	2 276	3 495	2 733	(D)	—
	Payroll, annual (\$1,000).....	634 908	12 054	(D)	16 914	35 458	(D)	60 097	127 152	62 961	(D)	—
<b>62</b>	<b>HEALTH CARE AND SOCIAL ASSISTANCE</b>											
	Number of employees .....	74 732	2 768	5 602	7 628	9 037	7 883	11 628	7 961	7 037	15 188	—
	Payroll, annual (\$1,000).....	2 460 328	98 393	195 565	292 259	285 169	236 604	280 444	229 138	251 478	591 278	—
621	Ambulatory health care services											
	Number of employees .....	23 932	1 781	3 903	4 494	4 771	3 355	2 591	(D)	(D)	(D)	—
	Payroll, annual (\$1,000).....	1 065 318	80 859	166 447	236 469	206 789	145 084	75 528	(D)	(D)	(D)	—
622	Hospitals											
	Number of employees .....	25 568	(D)	(D)	—	(D)	—	(D)	3 686	(D)	(D)	—
	Payroll, annual (\$1,000).....	902 188	(D)	(D)	—	(D)	—	(D)	120 923	(D)	(D)	—
623	Nursing & residential care facilities											
	Number of employees .....	11 871	(D)	(D)	(D)	(D)	2 735	5 165	(D)	—	—	—
	Payroll, annual (\$1,000).....	268 674	(D)	(D)	(D)	(D)	59 608	122 039	(D)	—	—	—
624	Social assistance											
	Number of employees .....	13 361	(D)	(D)	(D)	(D)	1 793	(D)	1 747	—	—	—
	Payroll, annual (\$1,000).....	224 148	(D)	(D)	(D)	(D)	31 912	(D)	30 239	—	—	—

See footnotes at end of table.

**Table 3. The State—Employees and Annual Payroll by Employment-Size Class: 2002—Con.**

[Excludes most government employees, railroad employees, and self-employed persons. Size class 1 to 4 includes establishments with payroll, but no employees, during mid-March pay period. (D) denotes figures withheld to avoid disclosing data for individual companies; the data are included in broader industry totals. For explanation of terms, abbreviations, and data reliability/comparability, see introductory text]

NAICS code	Major group	Total	Employment-size class									
			1 to 4	5 to 9	10 to 19	20 to 49	50 to 99	100 to 249	250 to 499	500 to 999	1,000 or more	
<b>71</b>	<b>ARTS, ENTERTAINMENT &amp; RECREATION</b>											
	Number of employees .....	9 025	560	616	1 030	1 711	1 718	(D)	(D)	(D)	—	
	Payroll, annual (\$1,000) .....	180 700	29 168	17 505	25 353	42 992	30 666	(D)	(D)	(D)	—	
711	Performing arts, spectator sports & related industries											
	Number of employees .....	1 194	141	111	(D)	(D)	(D)	(D)	—	—	—	
	Payroll, annual (\$1,000) .....	42 308	7 967	5 918	(D)	(D)	(D)	(D)	—	—	—	
712	Museums, historical sites & like institutions											
	Number of employees .....	426	82	30	(D)	(D)	(D)	—	—	—	—	
	Payroll, annual (\$1,000) .....	8 933	1 728	802	(D)	(D)	(D)	—	—	—	—	
713	Amusement, gambling & recreation industries											
	Number of employees .....	7 405	337	475	872	1 374	1 374	(D)	(D)	(D)	—	
	Payroll, annual (\$1,000) .....	129 459	19 473	10 785	21 548	29 690	23 627	(D)	(D)	(D)	—	
<b>72</b>	<b>ACCOMMODATION &amp; FOOD SERVICES</b>											
	Number of employees .....	48 345	1 713	3 825	8 107	18 663	9 499	3 830	(D)	(D)	—	
	Payroll, annual (\$1,000) .....	672 275	56 472	54 236	102 070	231 889	134 549	57 531	(D)	(D)	—	
721	Accommodation											
	Number of employees .....	9 166	441	462	1 039	1 493	1 369	1 654	(D)	(D)	—	
	Payroll, annual (\$1,000) .....	164 824	17 643	13 330	17 511	26 722	22 400	31 690	(D)	(D)	—	
722	Food services & drinking places											
	Number of employees .....	39 179	1 272	3 363	7 068	17 170	8 130	2 176	—	—	—	
	Payroll, annual (\$1,000) .....	507 451	38 829	40 906	84 559	205 167	112 149	25 841	—	—	—	
<b>81</b>	<b>OTHER SERVICES (EXCEPT PUBLIC ADMINISTRATION)</b>											
	Number of employees .....	22 489	4 418	5 277	4 879	4 484	1 786	(D)	(D)	—	—	
	Payroll, annual (\$1,000) .....	495 775	96 320	109 757	98 211	114 416	42 088	(D)	(D)	—	—	
811	Repair & maintenance											
	Number of employees .....	6 123	1 593	1 708	1 350	1 263	209	—	—	—	—	
	Payroll, annual (\$1,000) .....	192 834	43 338	48 639	45 359	46 734	8 764	—	—	—	—	
812	Personal & laundry services											
	Number of employees .....	6 789	1 219	1 456	1 624	1 186	495	809	—	—	—	
	Payroll, annual (\$1,000) .....	125 547	21 706	25 104	24 469	21 629	11 022	21 617	—	—	—	
813	Religious, grantmaking, civic, prof & like organizations											
	Number of employees .....	9 577	1 606	2 113	1 905	2 035	1 082	(D)	(D)	—	—	
	Payroll, annual (\$1,000) .....	177 394	31 276	36 014	28 383	46 053	22 302	(D)	(D)	—	—	
<b>95</b>	<b>AUXILIARIES (EXC CORPORATE, SUBSIDIARY &amp; REGIONAL MGT)</b>											
	Number of employees .....	2 067	34	(D)	(D)	526	389	(D)	—	(D)	—	
	Payroll, annual (\$1,000) .....	86 640	2 515	(D)	(D)	18 779	18 338	(D)	—	(D)	—	
<b>99</b>	<b>UNCLASSIFIED ESTABLISHMENTS</b>											
	Number of employees .....	63	(D)	(D)	(D)	—	—	—	—	—	—	
	Payroll, annual (\$1,000) .....	2 679	(D)	(D)	(D)	—	—	—	—	—	—	

Note: Employment-size classes are indicated as follows: A—0 to 19; B—20 to 99; C—100 to 249; E—250 to 499; F—500 to 999; G—1,000 to 2,499; H—2,500 to 4,999; I—5,000 to 9,999; J—10,000 to 24,999; K—25,000 to 49,999; L—50,000 to 99,999; M—100,000 or more.

**Table 4. The State—Establishments With 1,000 Employees or More by Major Group and Employment-Size Class: 2002**

[Excludes most government employees, railroad employees, and self-employed persons. For explanation of terms, abbreviations, and data reliability/comparability, see introductory text]

NAICS code	Major group	Total number of establishments	Number of establishments by employment-size class			
			1,000 to 1,499	1,500 to 2,499	2,500 to 4,999	5,000 or more
	<b>Total</b> .....	<b>24</b>	<b>11</b>	<b>6</b>	<b>5</b>	<b>2</b>
<b>31-33</b>	<b>Manufacturing</b> .....	<b>4</b>	<b>1</b>	<b>1</b>	<b>2</b>	<b>—</b>
333	Machinery mfg .....	1	1	—	—	—
334	Computer & electronic product mfg .....	3	—	1	2	—
<b>48-49</b>	<b>Transportation &amp; warehousing</b> .....	<b>1</b>	<b>—</b>	<b>—</b>	<b>1</b>	<b>—</b>
492	Couriers & messengers .....	1	—	—	1	—
<b>52</b>	<b>Finance &amp; insurance</b> .....	<b>2</b>	<b>1</b>	<b>1</b>	<b>—</b>	<b>—</b>
524	Insurance carriers & related activities .....	2	1	1	—	—
<b>54</b>	<b>Professional, scientific &amp; technical services</b> .....	<b>1</b>	<b>—</b>	<b>1</b>	<b>—</b>	<b>—</b>
541	Professional, scientific & technical services .....	1	—	1	—	—
<b>55</b>	<b>Management of companies &amp; enterprises</b> .....	<b>1</b>	<b>—</b>	<b>1</b>	<b>—</b>	<b>—</b>
551	Management of companies & enterprises .....	1	—	1	—	—
<b>56</b>	<b>Admin, support, waste mgt, remediation services</b> .....	<b>4</b>	<b>2</b>	<b>1</b>	<b>—</b>	<b>1</b>
561	Administrative & support services .....	4	2	1	—	1
<b>61</b>	<b>Educational services</b> .....	<b>2</b>	<b>1</b>	<b>—</b>	<b>—</b>	<b>1</b>
611	Educational services .....	2	1	—	—	1
<b>62</b>	<b>Health care and social assistance</b> .....	<b>9</b>	<b>6</b>	<b>1</b>	<b>2</b>	<b>—</b>
621	Ambulatory health care services .....	1	1	—	—	—
622	Hospitals .....	8	5	1	2	—

**Table 5. The State—Employees, Payroll, and Establishments by County: 2002 and 2001**

[Excludes most government employees, railroad employees, and self-employed persons. (D) denotes figures withheld to avoid disclosing data for individual companies; the data are included in broader industry totals. For explanation of terms, abbreviations, and data reliability/comparability, see introductory text]

County	2002				2001			
	Number of establishments	Number of employees for week including March 12	Payroll (\$1,000)		Number of establishments	Number of employees for week including March 12	Payroll (\$1,000)	
			First quarter	Annual			First quarter	Annual
<b>Total</b> .....	<b>37 928</b>	<b>550 725</b>	<b>4 478 005</b>	<b>18 651 759</b>	<b>37 312</b>	<b>556 877</b>	<b>4 545 561</b>	<b>18 494 050</b>
Belknap .....	1 881	20 599	138 590	617 953	1 868	21 388	140 812	606 405
Carroll .....	1 908	20 189	107 465	482 593	1 851	20 076	99 796	454 404
Cheshire .....	1 999	28 863	199 864	851 559	1 967	29 502	204 702	836 000
Coos .....	980	(J)	(D)	(D)	975	(J)	(D)	(D)
Grafton .....	3 015	48 847	344 333	1 472 934	2 917	50 038	334 033	1 401 109
Hillsborough .....	10 869	176 136	1 614 322	6 683 267	10 781	182 450	1 691 575	6 783 471
Merrimack .....	4 110	57 477	432 743	1 847 991	4 034	56 389	419 974	1 763 878
Rockingham .....	9 552	129 047	1 152 812	4 708 111	9 388	128 759	1 192 911	4 785 233
Strafford .....	2 532	37 050	297 454	1 226 551	2 478	35 523	277 861	1 126 114
Sullivan .....	1 070	11 992	79 737	334 821	1 052	12 349	76 838	324 481
<b>Statewide</b> .....	<b>12</b>	<b>(I)</b>	<b>(D)</b>	<b>(D)</b>	<b>1</b>	<b>(I)</b>	<b>(D)</b>	<b>(D)</b>

Note: Employment-size classes are indicated as follows: A—0 to 19; B—20 to 99; C—100 to 249; E—250 to 499; F—500 to 999; G—1,000 to 2,499; H—2,500 to 4,999; I—5,000 to 9,999; J—10,000 to 24,999; K—25,000 to 49,999; L—50,000 to 99,999; M—100,000 or more.

**Table 6. Counties—Employees, Payroll, and Establishments by Industry: 2002**

[Excludes most government employees, railroad employees, and self-employed persons. Size class 1 to 4 includes establishments with payroll, but no employees, during mid-March pay period. (D) denotes figures withheld to avoid disclosing data for individual companies; the data are included in broader industry totals. Detailed industries with 100 or more employees are shown if industry was not a (D). For explanation of terms, abbreviations, and data reliability/comparability, see introductory text]

NAICS code	Industry	Number of employees for week including March 12	Payroll (\$1,000)		Total number of establishments	Number of establishments by employment-size class										
			First quarter	Annual		1 to 4	5 to 9	10 to 19	20 to 49	50 to 99	100 to 249	250 to 499	500 to 999	1,000 or more		
	<b>BELKNAP</b>															
	<b>Total</b> .....	<b>20 599</b>	<b>138 590</b>	<b>617 953</b>	<b>1 881</b>	<b>1 052</b>	<b>389</b>	<b>211</b>	<b>156</b>	<b>45</b>	<b>22</b>	<b>5</b>	<b>-</b>	<b>1</b>		
11	<b>Forestry, fishing, hunting, and agriculture support</b> .....	(A)	(D)	(D)	4	4	-	-	-	-	-	-	-	-	-	-
21	<b>Mining</b> .....	(A)	(D)	(D)	1	-	-	1	-	-	-	-	-	-	-	-
22	<b>Utilities</b> .....	(C)	(D)	(D)	5	1	1	2	-	1	-	-	-	-	-	-
221	Utilities .....	(C)	(D)	(D)	5	1	1	2	-	1	-	-	-	-	-	-
23	<b>Construction</b> .....	<b>1 481</b>	<b>15 697</b>	<b>73 163</b>	<b>258</b>	<b>179</b>	<b>41</b>	<b>23</b>	<b>11</b>	<b>3</b>	<b>1</b>	<b>-</b>	<b>-</b>	<b>-</b>	<b>-</b>	<b>-</b>
233	Building, developing & general contracting .....	430	4 432	23 043	82	59	12	6	4	1	-	-	-	-	-	-
2332	Residential building construction .....	(C)	(D)	(D)	67	51	10	5	1	-	-	-	-	-	-	-
23321	Single-family housing construction .....	237	1 784	9 726	65	49	10	5	1	-	-	-	-	-	-	-
233210	Single-family housing construction .....	237	1 784	9 726	65	49	10	5	1	-	-	-	-	-	-	-
2333	Nonresidential building construction .....	155	2 099	11 570	7	1	2	1	2	1	-	-	-	-	-	-
23332	Commercial & institutional bldg construction ..	155	2 099	11 570	7	1	2	1	2	1	-	-	-	-	-	-
233320	Commercial & institutional bldg construction ..	155	2 099	11 570	7	1	2	1	2	1	-	-	-	-	-	-
234	Heavy construction .....	154	1 679	9 024	29	18	6	5	-	-	-	-	-	-	-	-
2349	Other heavy construction .....	111	1 113	4 557	21	14	3	4	-	-	-	-	-	-	-	-
235	Special trade contractors .....	897	9 586	41 096	147	102	23	12	7	2	1	-	-	-	-	-
2351	Plumbing, heating & AC contractor .....	123	885	3 789	26	17	6	2	1	-	-	-	-	-	-	-
23511	Plumbing, heating & AC contractor .....	123	885	3 789	26	17	6	2	1	-	-	-	-	-	-	-
235110	Plumbing, heating & AC contractor .....	123	885	3 789	26	17	6	2	1	-	-	-	-	-	-	-
2353	Electrical contractors .....	197	2 179	9 502	30	22	2	2	4	-	-	-	-	-	-	-
23531	Electrical contractors .....	197	2 179	9 502	30	22	2	2	4	-	-	-	-	-	-	-
235310	Electrical contractors .....	197	2 179	9 502	30	22	2	2	4	-	-	-	-	-	-	-
2354	Masonry, drywall, insulation, tile contractors ....	168	3 051	8 039	14	11	-	1	-	2	-	-	-	-	-	-
23541	Masonry & stone contractors .....	(C)	(D)	(D)	10	8	-	1	-	1	-	-	-	-	-	-
2359	Other special trade contractors .....	210	1 939	10 267	28	19	4	3	1	-	-	-	-	-	-	-
23592	Glass & glazing contractors .....	(C)	(D)	(D)	2	1	-	-	-	1	-	-	-	-	-	-
31-33	<b>Manufacturing</b> .....	<b>3 623</b>	<b>31 349</b>	<b>122 858</b>	<b>126</b>	<b>53</b>	<b>21</b>	<b>15</b>	<b>21</b>	<b>9</b>	<b>4</b>	<b>3</b>	<b>-</b>	<b>-</b>	<b>-</b>	<b>-</b>
321	Wood product mfg .....	114	842	3 387	6	5	-	-	-	-	1	-	-	-	-	-
3211	Sawmills & wood preservation .....	(C)	(D)	(D)	3	2	-	-	-	-	1	-	-	-	-	-
32111	Sawmills & wood preservation .....	(C)	(D)	(D)	3	2	-	-	-	-	1	-	-	-	-	-
326	Plastics & rubber products mfg .....	209	1 400	5 939	6	2	1	-	1	2	-	-	-	-	-	-
3262	Rubber product mfg .....	(C)	(D)	(D)	3	1	-	-	1	1	-	-	-	-	-	-
327	Nonmetallic mineral product mfg .....	106	792	4 220	8	5	-	1	2	-	-	-	-	-	-	-
331	Primary metal mfg .....	(E)	(D)	(D)	4	-	1	-	2	-	-	1	-	-	-	-
3315	Foundries .....	(E)	(D)	(D)	2	-	-	-	1	-	-	1	-	-	-	-
33152	Nonferrous metal foundries .....	(E)	(D)	(D)	2	-	-	-	1	-	-	1	-	-	-	-
332	Fabricated metal product mfg .....	1 265	11 110	41 620	33	7	8	7	8	1	-	2	-	-	-	-
3327	Mach shops, turn prod, screw, nut, bolt mfg ....	300	2 051	8 577	16	2	4	5	4	1	-	-	-	-	-	-
33271	Machine shops .....	(E)	(D)	(D)	14	2	4	3	4	1	-	-	-	-	-	-
3329	Other fabricated metal product mfg .....	842	8 242	29 758	6	1	1	1	1	-	-	2	-	-	-	-
33291	Metal valve mfg .....	(E)	(D)	(D)	1	-	-	-	-	-	-	1	-	-	-	-
33299	All other fabricated metal product mfg .....	(F)	(D)	(D)	5	1	1	1	1	-	-	1	-	-	-	-
334	Computer & electronic product mfg .....	539	6 506	24 287	13	3	-	3	4	2	1	-	-	-	-	-
3341	Computer & peripheral equipment mfg .....	(C)	(D)	(D)	2	-	-	1	-	-	1	-	-	-	-	-
33411	Computer & peripheral equipment mfg .....	(C)	(D)	(D)	2	-	-	1	-	-	1	-	-	-	-	-
3344	Semiconductor & oth electronic component mfg .....	189	1 586	6 407	7	1	-	2	3	1	-	-	-	-	-	-
33441	Semiconductor & oth electronic component mfg .....	189	1 586	6 407	7	1	-	2	3	1	-	-	-	-	-	-
335	Electrical equip, appliance & component mfg .....	(C)	(D)	(D)	2	1	-	-	-	-	1	-	-	-	-	-
3359	Other electrical equipment & component mfg ...	(C)	(D)	(D)	2	1	-	-	-	-	1	-	-	-	-	-
33593	Wiring device mfg .....	(C)	(D)	(D)	1	-	-	-	-	-	1	-	-	-	-	-
339	Miscellaneous mfg .....	478	2 769	12 141	12	6	1	-	1	3	1	-	-	-	-	-
3391	Medical equipment & supplies mfg .....	(C)	(D)	(D)	5	3	-	-	1	1	-	-	-	-	-	-
33911	Medical equipment & supplies mfg .....	(C)	(D)	(D)	5	3	-	-	1	1	-	-	-	-	-	-
3399	Other miscellaneous mfg .....	(E)	(D)	(D)	7	3	1	-	-	2	1	-	-	-	-	-
33999	All other misc mfg .....	(E)	(D)	(D)	3	-	-	-	-	2	1	-	-	-	-	-
42	<b>Wholesale trade</b> .....	<b>590</b>	<b>5 795</b>	<b>23 251</b>	<b>68</b>	<b>43</b>	<b>14</b>	<b>4</b>	<b>4</b>	<b>2</b>	<b>1</b>	<b>-</b>	<b>-</b>	<b>-</b>	<b>-</b>	<b>-</b>
421	Wholesale trade, durable goods .....	368	3 641	14 921	45	27	10	3	3	2	-	-	-	-	-	-
4218	Machinery, equipment & supplies whsle .....	101	969	3 739	15	8	5	-	2	-	-	-	-	-	-	-
422	Wholesale trade, nondurable goods .....	222	2 154	8 330	23	16	4	1	1	-	1	-	-	-	-	-
4224	Grocery & related product whsle .....	(C)	(D)	(D)	5	4	-	-	-	-	1	-	-	-	-	-
42249	Other grocery & related products whsle .....	(C)	(D)	(D)	3	2	-	-	-	-	1	-	-	-	-	-

See footnotes at end of table.

**Table 6. Counties—Employees, Payroll, and Establishments by Industry: 2002—Con.**

[Excludes most government employees, railroad employees, and self-employed persons. Size class 1 to 4 includes establishments with payroll, but no employees, during mid-March pay period. (D) denotes figures withheld to avoid disclosing data for individual companies; the data are included in broader industry totals. Detailed industries with 100 or more employees are shown if industry was not a (D). For explanation of terms, abbreviations, and data reliability/comparability, see introductory text]

NAICS code	Industry	Number of employees for week including March 12	Payroll (\$1,000)		Total number of establishments	Number of establishments by employment-size class								
			First quarter	Annual		1 to 4	5 to 9	10 to 19	20 to 49	50 to 99	100 to 249	250 to 499	500 to 999	1,000 or more
<b>BELKNAP—Con.</b>														
<b>44-45</b>	<b>Retail trade</b>	<b>4 541</b>	<b>23 971</b>	<b>113 475</b>	<b>387</b>	<b>171</b>	<b>104</b>	<b>61</b>	<b>35</b>	<b>8</b>	<b>7</b>	<b>1</b>		
441	Motor vehicle & parts dealers	716	5 781	27 025	58	26	10	9	12	—	1	—	—	—
4411	Automobile dealers	412	3 637	16 427	27	15	2	1	8	—	1	—	—	—
44111	New car dealers	392	3 575	15 929	18	7	1	1	8	—	1	—	—	—
441110	New car dealers	392	3 575	15 929	18	7	1	1	8	—	1	—	—	—
4412	Other motor vehicle dealers	175	1 224	6 617	16	6	4	4	2	—	—	—	—	—
44122	Motorcycle & boat & other MV dealers	(C)	(D)	(D)	15	5	4	4	2	—	—	—	—	—
4413	Automotive parts, accessories & tire stores	129	920	3 981	15	5	4	4	2	—	—	—	—	—
442	Furniture & home furnishing stores	170	948	4 481	16	5	6	2	3	—	—	—	—	—
4422	Home furnishings stores	(C)	(D)	(D)	13	4	6	1	2	—	—	—	—	—
444	Bldg material & garden equip & supp dealers	498	2 691	12 270	38	16	9	9	2	1	1	—	—	—
4441	Building material & supplies dealers	462	2 551	11 339	31	12	7	8	2	1	1	—	—	—
44411	Home centers	(C)	(D)	(D)	1	—	—	—	—	—	1	—	—	—
44419	Other building material dealers	190	1 330	6 000	18	8	4	3	2	1	—	—	—	—
444190	Other building material dealers	190	1 330	6 000	18	8	4	3	2	1	—	—	—	—
445	Food & beverage stores	869	3 635	16 245	41	22	5	3	5	2	4	—	—	—
4451	Grocery stores	813	3 288	14 670	29	15	1	3	4	2	4	—	—	—
44511	Grocery (except convenience) stores	751	3 094	13 793	17	6	1	1	3	2	4	—	—	—
445110	Grocery (except convenience) stores	751	3 094	13 793	17	6	1	1	3	2	4	—	—	—
446	Health & personal care stores	136	784	3 479	14	5	4	2	3	—	—	—	—	—
4461	Health & personal care stores	136	784	3 479	14	5	4	2	3	—	—	—	—	—
44611	Pharmacies & drug stores	113	618	2 737	7	—	2	2	3	—	—	—	—	—
446110	Pharmacies & drug stores	113	618	2 737	7	—	2	2	3	—	—	—	—	—
447	Gasoline stations	325	1 364	5 193	42	10	21	10	1	—	—	—	—	—
4471	Gasoline stations	325	1 364	5 193	42	10	21	10	1	—	—	—	—	—
44711	Gasoline stations with convenience stores	263	1 070	4 037	29	3	16	9	1	—	—	—	—	—
447110	Gasoline stations with convenience stores	263	1 070	4 037	29	3	16	9	1	—	—	—	—	—
448	Clothing & clothing accessories stores	508	1 667	7 232	55	19	19	12	4	1	—	—	—	—
4481	Clothing stores	374	1 219	5 144	33	9	12	7	4	1	—	—	—	—
44814	Family clothing stores	177	515	2 402	12	2	3	4	3	—	—	—	—	—
448140	Family clothing stores	177	515	2 402	12	2	3	4	3	—	—	—	—	—
451	Sporting goods, hobby, book & music stores	190	457	2 294	26	13	10	2	—	1	—	—	—	—
4511	Sporting goods, hobby, musical instrument stores	159	365	1 874	19	10	6	2	—	1	—	—	—	—
45111	Sporting goods stores	119	250	1 421	12	7	4	—	—	1	—	—	—	—
451110	Sporting goods stores	119	250	1 421	12	7	4	—	—	1	—	—	—	—
452	General merchandise stores	568	2 231	9 444	17	5	4	4	1	1	1	1	—	—
4521	Department stores	(E)	(D)	(D)	3	—	—	—	—	1	1	1	—	—
45211	Department stores	(E)	(D)	(D)	3	—	—	—	—	1	1	1	—	—
4529	Other general merchandise stores	(C)	(D)	(D)	14	5	4	4	1	—	—	—	—	—
453	Miscellaneous store retailers	263	954	4 148	57	36	14	6	1	—	—	—	—	—
4532	Office supplies, stationery & gift stores	(C)	(D)	(D)	27	18	6	2	1	—	—	—	—	—
45322	Gift, novelty & souvenir stores	104	265	1 399	25	17	6	2	—	—	—	—	—	—
453220	Gift, novelty & souvenir stores	104	265	1 399	25	17	6	2	—	—	—	—	—	—
454	Nonstore retailers	236	2 973	19 368	10	4	1	1	2	2	—	—	—	—
4543	Direct selling establishments	(C)	(D)	(D)	5	1	1	1	1	1	—	—	—	—
45431	Fuel dealers	(C)	(D)	(D)	4	—	1	1	1	1	—	—	—	—
<b>48-49</b>	<b>Transportation &amp; warehousing</b>	<b>249</b>	<b>1 244</b>	<b>6 423</b>	<b>24</b>	<b>12</b>	<b>4</b>	<b>4</b>	<b>3</b>	<b>1</b>				
485	Transit & ground passenger transportation	105	361	1 519	7	4	—	1	1	1	—	—	—	—
<b>51</b>	<b>Information</b>	<b>366</b>	<b>3 499</b>	<b>13 545</b>	<b>32</b>	<b>17</b>	<b>6</b>	<b>5</b>	<b>1</b>	<b>3</b>				
511	Publishing industries	124	877	3 447	8	3	2	2	—	1	—	—	—	—
5111	Newspaper, periodical, book, database publishers	(C)	(D)	(D)	7	2	2	2	—	1	—	—	—	—
51111	Newspaper publishers	105	656	2 558	4	—	2	1	—	1	—	—	—	—
511110	Newspaper publishers	105	656	2 558	4	—	2	1	—	1	—	—	—	—
513	Broadcasting & telecommunications	173	2 313	8 612	12	8	1	—	1	2	—	—	—	—
<b>52</b>	<b>Finance &amp; insurance</b>	<b>698</b>	<b>5 737</b>	<b>25 385</b>	<b>60</b>	<b>27</b>	<b>16</b>	<b>10</b>	<b>5</b>	<b>1</b>	<b>1</b>			
522	Credit intermediation & related activities	(F)	(D)	(D)	28	9	7	7	3	1	1	—	—	—
5221	Depository credit intermediation	(E)	(D)	(D)	20	4	4	7	3	1	1	—	—	—
52211	Commercial banking	300	2 385	11 580	11	3	1	4	2	—	1	—	—	—
522110	Commercial banking	300	2 385	11 580	11	3	1	4	2	—	1	—	—	—
52212	Savings institutions	(C)	(D)	(D)	9	1	3	3	1	1	—	—	—	—
524	Insurance carriers & related activities	(C)	(D)	(D)	23	12	7	3	1	—	—	—	—	—
5242	Agencies & other insurance related activities	(C)	(D)	(D)	22	12	6	3	1	—	—	—	—	—
52421	Insurance agencies & brokerages	(C)	(D)	(D)	21	11	6	3	1	—	—	—	—	—
<b>53</b>	<b>Real estate &amp; rental &amp; leasing</b>	<b>234</b>	<b>1 478</b>	<b>7 421</b>	<b>73</b>	<b>54</b>	<b>14</b>	<b>5</b>						
531	Real estate	(C)	(D)	(D)	56	47	6	3	—	—	—	—	—	—
<b>54</b>	<b>Professional, scientific &amp; technical services</b>	<b>635</b>	<b>5 724</b>	<b>27 323</b>	<b>140</b>	<b>102</b>	<b>23</b>	<b>9</b>	<b>6</b>					
541	Professional, scientific & technical services	635	5 724	27 323	140	102	23	9	6	—	—	—	—	—
5411	Legal services	211	1 883	8 168	39	27	5	4	3	—	—	—	—	—
54111	Offices of lawyers	198	1 758	7 493	36	25	4	4	3	—	—	—	—	—
541110	Offices of lawyers	198	1 758	7 493	36	25	4	4	3	—	—	—	—	—
5413	Architectural, engineering & related services	149	1 470	8 125	26	20	3	1	2	—	—	—	—	—
<b>55</b>	<b>Management of companies &amp; enterprises</b>	<b>(B)</b>	<b>(D)</b>	<b>(D)</b>	<b>1</b>				<b>1</b>					

See footnotes at end of table.

**Table 6. Counties—Employees, Payroll, and Establishments by Industry: 2002—Con.**

[Excludes most government employees, railroad employees, and self-employed persons. Size class 1 to 4 includes establishments with payroll, but no employees, during mid-March pay period. (D) denotes figures withheld to avoid disclosing data for individual companies; the data are included in broader industry totals. Detailed industries with 100 or more employees are shown if industry was not a (D). For explanation of terms, abbreviations, and data reliability/comparability, see introductory text]

NAICS code	Industry	Number of employees for week including March 12	Payroll (\$1,000)		Total number of establishments	Number of establishments by employment-size class								
			First quarter	Annual		1 to 4	5 to 9	10 to 19	20 to 49	50 to 99	100 to 249	250 to 499	500 to 999	1,000 or more
<b>BELKNAP—Con.</b>														
<b>56</b>	<b>Admin. support, waste mgmt, remediation services</b>	(F)	(D)	(D)	<b>81</b>	<b>53</b>	<b>12</b>	<b>6</b>	<b>7</b>	<b>2</b>	<b>1</b>	—	—	—
561	Administrative & support services	(F)	(D)	(D)	77	51	12	5	6	2	1	—	—	—
5611	Office administrative services	161	977	4 220	7	3	—	2	1	—	1	—	—	—
56111	Office administrative services	161	977	4 220	7	3	—	2	1	—	1	—	—	—
561110	Office administrative services	161	977	4 220	7	3	—	2	1	—	1	—	—	—
5617	Services to buildings & dwellings	226	1 101	6 197	52	39	8	2	2	1	—	—	—	—
56172	Janitorial services	(C)	(D)	(D)	17	9	5	1	1	1	—	—	—	—
<b>61</b>	<b>Educational services</b>	<b>371</b>	<b>2 304</b>	<b>9 433</b>	<b>14</b>	<b>5</b>	<b>2</b>	<b>3</b>	<b>2</b>	<b>—</b>	<b>2</b>	—	—	—
611	Educational services	371	2 304	9 433	14	5	2	3	2	—	2	—	—	—
6111	Elementary & secondary schools	326	2 142	8 487	7	1	1	2	1	—	2	—	—	—
61111	Elementary & secondary schools	326	2 142	8 487	7	1	1	2	1	—	2	—	—	—
611110	Elementary & secondary schools	326	2 142	8 487	7	1	1	2	1	—	2	—	—	—
<b>62</b>	<b>Health care and social assistance</b>	<b>3 293</b>	<b>22 607</b>	<b>101 115</b>	<b>150</b>	<b>69</b>	<b>41</b>	<b>15</b>	<b>14</b>	<b>4</b>	<b>5</b>	<b>1</b>	—	<b>1</b>
621	Ambulatory health care services	866	8 618	39 336	83	38	26	9	7	1	2	—	—	—
6211	Offices of physicians	305	5 077	24 063	28	12	11	1	3	—	1	—	—	—
62111	Offices of physicians	305	5 077	24 063	28	12	11	1	3	—	1	—	—	—
6212	Offices of dentists	137	1 027	4 363	25	11	11	3	—	—	—	—	—	—
62121	Offices of dentists	137	1 027	4 363	25	11	11	3	—	—	—	—	—	—
621210	Offices of dentists	137	1 027	4 363	25	11	11	3	—	—	—	—	—	—
6213	Offices of other health practitioners	100	625	2 739	19	13	3	2	1	—	—	—	—	—
6216	Home health care services	214	984	4 225	4	—	—	1	2	—	1	—	—	—
62161	Home health care services	214	984	4 225	4	—	—	1	2	—	1	—	—	—
621610	Home health care services	214	984	4 225	4	—	—	1	2	—	1	—	—	—
622	Hospitals	(G)	(D)	(D)	1	—	—	—	—	—	—	—	—	1
6221	General medical & surgical hospitals	(G)	(D)	(D)	1	—	—	—	—	—	—	—	—	1
62211	General medical & surgical hospitals	(G)	(D)	(D)	1	—	—	—	—	—	—	—	—	1
623	Nursing & residential care facilities	845	4 065	17 844	14	3	4	—	2	1	3	1	—	—
6231	Nursing care facilities	397	1 788	7 772	4	1	—	—	—	1	2	—	—	—
62311	Nursing care facilities	397	1 788	7 772	4	1	—	—	—	1	2	—	—	—
623110	Nursing care facilities	397	1 788	7 772	4	1	—	—	—	1	2	—	—	—
6232	Residential mental retardation, health facil	(E)	(D)	(D)	4	1	1	—	1	—	—	1	—	—
62321	Residential mental retardation facilities	(E)	(D)	(D)	1	—	—	—	—	—	—	1	—	—
6233	Community care facilities for the elderly	(C)	(D)	(D)	6	1	3	—	1	—	1	—	—	—
62331	Community care facilities for the elderly	(C)	(D)	(D)	6	1	3	—	1	—	1	—	—	—
624	Social assistance	(E)	(D)	(D)	52	28	11	6	5	2	—	—	—	—
6242	Community, emergency & other relief services	(C)	(D)	(D)	9	3	3	—	2	1	—	—	—	—
62421	Community food services	(C)	(D)	(D)	4	1	1	—	1	1	—	—	—	—
6244	Child day care services	203	633	2 617	32	19	5	5	3	—	—	—	—	—
62441	Child day care services	203	633	2 617	32	19	5	5	3	—	—	—	—	—
624410	Child day care services	203	633	2 617	32	19	5	5	3	—	—	—	—	—
<b>71</b>	<b>Arts, entertainment &amp; recreation</b>	<b>485</b>	<b>2 508</b>	<b>14 573</b>	<b>50</b>	<b>26</b>	<b>14</b>	<b>3</b>	<b>4</b>	<b>3</b>	—	—	—	—
713	Amusement, gambling & recreation industries	382	1 874	11 743	44	23	12	3	4	2	—	—	—	—
7139	Other amusement & recreation industries	374	1 854	11 428	40	20	11	3	4	2	—	—	—	—
71393	Marinas	129	1 073	7 244	13	6	3	2	2	—	—	—	—	—
713930	Marinas	129	1 073	7 244	13	6	3	2	2	—	—	—	—	—
71394	Fitness & recreational sports centers	134	252	1 049	9	3	3	1	1	1	—	—	—	—
713940	Fitness & recreational sports centers	134	252	1 049	9	3	3	1	1	1	—	—	—	—
<b>72</b>	<b>Accommodation &amp; food services</b>	<b>2 285</b>	<b>6 723</b>	<b>36 562</b>	<b>204</b>	<b>96</b>	<b>30</b>	<b>34</b>	<b>37</b>	<b>7</b>	—	—	—	—
721	Accommodation	287	1 478	9 765	53	39	6	4	3	1	—	—	—	—
7211	Traveler accommodation	235	1 108	6 329	33	23	3	3	3	1	—	—	—	—
72111	Hotels (exc casino hotels) & motels	209	1 053	6 085	25	16	3	3	2	1	—	—	—	—
721110	Hotels (exc casino hotels) & motels	209	1 053	6 085	25	16	3	3	2	1	—	—	—	—
722	Food services & drinking places	1 998	5 245	26 797	151	57	24	30	34	6	—	—	—	—
7221	Full-service restaurants	1 165	3 115	16 323	69	13	14	21	17	4	—	—	—	—
72211	Full-service restaurants	1 165	3 115	16 323	69	13	14	21	17	4	—	—	—	—
722110	Full-service restaurants	1 165	3 115	16 323	69	13	14	21	17	4	—	—	—	—
7222	Limited-service eating places	699	1 818	8 821	60	29	7	6	17	1	—	—	—	—
72221	Limited-service eating places	699	1 818	8 821	60	29	7	6	17	1	—	—	—	—
722211	Limited-service restaurants	468	1 180	5 628	38	18	5	3	11	1	—	—	—	—
<b>81</b>	<b>Other services (except public administration)</b>	<b>923</b>	<b>4 058</b>	<b>17 860</b>	<b>195</b>	<b>133</b>	<b>46</b>	<b>10</b>	<b>5</b>	<b>1</b>	—	—	—	—
811	Repair & maintenance	218	1 210	5 174	56	41	13	—	2	—	—	—	—	—
8111	Automotive repair & maintenance	141	774	3 224	39	30	8	—	1	—	—	—	—	—
812	Personal & laundry services	239	1 050	4 554	57	41	11	4	—	1	—	—	—	—
8121	Personal care services	112	374	1 667	34	25	6	3	—	—	—	—	—	—
81211	Hair, nail & skin care services	(C)	(D)	(D)	32	24	5	3	—	—	—	—	—	—
8123	Drycleaning & laundry services	102	495	2 064	10	5	3	1	—	1	—	—	—	—
813	Religious, grantmaking, civic, prof & like organizations	466	1 798	8 132	82	51	22	6	3	—	—	—	—	—
8131	Religious organizations	280	965	4 220	37	22	10	2	3	—	—	—	—	—
81311	Religious organizations	280	965	4 220	37	22	10	2	3	—	—	—	—	—
813110	Religious organizations	280	965	4 220	37	22	10	2	3	—	—	—	—	—
<b>95</b>	<b>Auxiliaries (exc corporate, subsidiary &amp; regional mgt)</b>	<b>(A)</b>	<b>(D)</b>	<b>(D)</b>	<b>1</b>	—	—	<b>1</b>	—	—	—	—	—	—
<b>99</b>	<b>Unclassified establishments</b>	<b>1</b>	<b>2</b>	<b>65</b>	<b>7</b>	<b>7</b>	—	—	—	—	—	—	—	—

See footnotes at end of table.



**Table 6. Counties—Employees, Payroll, and Establishments by Industry: 2002—Con.**

[Excludes most government employees, railroad employees, and self-employed persons. Size class 1 to 4 includes establishments with payroll, but no employees, during mid-March pay period. (D) denotes figures withheld to avoid disclosing data for individual companies; the data are included in broader industry totals. Detailed industries with 100 or more employees are shown if industry was not a (D). For explanation of terms, abbreviations, and data reliability/comparability, see introductory text]

NAICS code	Industry	Number of employees for week including March 12	Payroll (\$1,000)		Total number of establishments	Number of establishments by employment-size class								
			First quarter	Annual		1 to 4	5 to 9	10 to 19	20 to 49	50 to 99	100 to 249	250 to 499	500 to 999	1,000 or more
<b>CARROLL</b>														
	<b>Total</b> .....	<b>20 189</b>	<b>107 465</b>	<b>482 593</b>	<b>1 908</b>	<b>1 121</b>	<b>407</b>	<b>199</b>	<b>125</b>	<b>37</b>	<b>12</b>	<b>4</b>	<b>1</b>	<b>2</b>
11	Forestry, fishing, hunting, and agriculture support .....	105	604	2 253	15	8	5	—	2	—	—	—	—	—
21	Mining .....	(B)	(D)	(D)	5	4	—	—	1	—	—	—	—	—
22	Utilities .....	(B)	(D)	(D)	6	1	3	1	1	—	—	—	—	—
23	Construction .....	1 071	7 341	37 391	255	191	38	16	9	1	—	—	—	—
233	Building, developing & general contracting .....	374	2 739	11 718	86	60	17	6	3	—	—	—	—	—
2332	Residential building construction .....	(C)	(D)	(D)	72	52	15	4	1	—	—	—	—	—
23321	Single-family housing construction .....	249	1 670	7 618	71	51	15	4	1	—	—	—	—	—
233210	Single-family housing construction .....	249	1 670	7 618	71	51	15	4	1	—	—	—	—	—
234	Heavy construction .....	132	738	4 919	17	10	4	2	—	1	—	—	—	—
2349	Other heavy construction .....	121	683	4 558	12	6	3	2	—	1	—	—	—	—
235	Special trade contractors .....	565	3 864	20 754	152	121	17	8	6	—	—	—	—	—
2351	Plumbing, heating & AC contractor .....	107	792	3 397	36	31	4	1	—	—	—	—	—	—
23511	Plumbing, heating & AC contractor .....	107	792	3 397	36	31	4	1	—	—	—	—	—	—
235110	Plumbing, heating & AC contractor .....	107	792	3 397	36	31	4	1	—	—	—	—	—	—
2357	Concrete contractors .....	112	671	4 941	11	6	—	2	3	—	—	—	—	—
23571	Concrete contractors .....	112	671	4 941	11	6	—	2	3	—	—	—	—	—
235710	Concrete contractors .....	112	671	4 941	11	6	—	2	3	—	—	—	—	—
2359	Other special trade contractors .....	(C)	(D)	(D)	33	28	2	1	2	—	—	—	—	—
31-33	Manufacturing .....	1 278	10 023	45 519	84	38	20	9	8	8	1	—	—	—
315	Apparel manufacturing .....	175	1 330	6 029	9	3	2	2	—	2	—	—	—	—
3152	Cut & sew apparel mfg .....	(C)	(D)	(D)	6	2	1	2	—	1	—	—	—	—
321	Wood product mfg .....	150	1 144	5 153	9	3	4	—	—	2	—	—	—	—
326	Plastics & rubber products mfg .....	188	1 593	6 756	5	1	—	—	3	1	—	—	—	—
3261	Plastics product mfg .....	188	1 593	6 756	5	1	—	—	3	1	—	—	—	—
32619	Other plastics product mfg .....	(C)	(D)	(D)	3	—	—	—	2	1	—	—	—	—
327	Nonmetallic mineral product mfg .....	(C)	(D)	(D)	3	1	—	1	—	—	1	—	—	—
3273	Cement & concrete product mfg .....	(C)	(D)	(D)	1	—	—	—	—	—	1	—	—	—
32732	Ready-mix concrete mfg .....	(C)	(D)	(D)	1	—	—	—	—	—	1	—	—	—
332	Fabricated metal product mfg .....	(E)	(D)	(D)	15	6	4	1	3	1	—	—	—	—
3327	Mach shops, turn prod, screw, nut, bolt mfg .....	120	1 019	4 670	11	5	3	1	2	—	—	—	—	—
42	Wholesale trade .....	417	3 075	14 468	49	22	14	7	5	1	—	—	—	—
421	Wholesale trade, durable goods .....	245	1 817	7 654	33	15	10	4	4	—	—	—	—	—
422	Wholesale trade, nondurable goods .....	172	1 258	6 814	16	7	4	3	1	1	—	—	—	—
44-45	Retail trade .....	3 627	17 923	79 689	423	213	120	59	20	8	3	—	—	—
441	Motor vehicle & parts dealers .....	352	2 555	11 612	33	13	8	8	3	1	—	—	—	—
4411	Automobile dealers .....	191	1 479	6 334	12	5	3	—	3	1	—	—	—	—
44111	New car dealers .....	174	1 389	5 962	6	1	1	—	3	1	—	—	—	—
441110	New car dealers .....	174	1 389	5 962	6	1	1	—	3	1	—	—	—	—
442	Furniture & home furnishing stores .....	184	986	4 673	32	15	11	5	1	—	—	—	—	—
4422	Home furnishings stores .....	127	486	2 091	23	10	9	4	—	—	—	—	—	—
44229	Other home furnishings stores .....	112	405	1 689	17	5	8	4	—	—	—	—	—	—
442299	All other home furnishings stores .....	112	405	1 689	17	5	8	4	—	—	—	—	—	—
444	Bldg material & garden equip & supp dealers .....	276	1 958	10 062	39	19	12	6	1	1	—	—	—	—
4441	Building material & supplies dealers .....	250	1 854	9 426	31	13	10	6	1	1	—	—	—	—
44419	Other building material dealers .....	173	1 444	7 571	19	9	5	3	1	1	—	—	—	—
444190	Other building material dealers .....	173	1 444	7 571	19	9	5	3	1	1	—	—	—	—
445	Food & beverage stores .....	746	3 195	14 207	49	27	9	5	3	3	2	—	—	—
4451	Grocery stores .....	696	3 035	13 482	37	20	7	2	3	3	2	—	—	—
44511	Grocery (except convenience) stores .....	637	2 797	12 307	18	6	2	2	3	3	2	—	—	—
445110	Grocery (except convenience) stores .....	637	2 797	12 307	18	6	2	2	3	3	2	—	—	—
447	Gasoline stations .....	260	1 191	4 716	35	11	15	8	1	—	—	—	—	—
4471	Gasoline stations .....	260	1 191	4 716	35	11	15	8	1	—	—	—	—	—
44711	Gasoline stations with convenience stores .....	231	1 060	4 198	27	5	13	8	1	—	—	—	—	—
447110	Gasoline stations with convenience stores .....	231	1 060	4 198	27	5	13	8	1	—	—	—	—	—
448	Clothing & clothing accessories stores .....	655	2 277	9 918	83	38	28	10	6	1	—	—	—	—
4481	Clothing stores .....	517	1 773	7 688	57	22	21	8	5	1	—	—	—	—
44814	Family clothing stores .....	288	1 018	4 480	21	7	5	4	4	1	—	—	—	—
448140	Family clothing stores .....	288	1 018	4 480	21	7	5	4	4	1	—	—	—	—
4482	Shoe stores .....	108	376	1 715	17	9	6	1	1	—	—	—	—	—
44821	Shoe stores .....	108	376	1 715	17	9	6	1	1	—	—	—	—	—
448210	Shoe stores .....	108	376	1 715	17	9	6	1	1	—	—	—	—	—
451	Sporting goods, hobby, book & music stores .....	206	878	3 592	36	19	12	4	1	—	—	—	—	—
4511	Sporting goods, hobby, musical instrument stores .....	161	740	3 008	27	15	8	3	1	—	—	—	—	—
45111	Sporting goods stores .....	147	678	2 726	21	9	8	3	1	—	—	—	—	—
451110	Sporting goods stores .....	147	678	2 726	21	9	8	3	1	—	—	—	—	—
452	General merchandise stores .....	305	1 137	4 992	17	12	2	—	1	1	1	—	—	—
4521	Department stores .....	(E)	(D)	(D)	3	—	—	—	1	1	1	—	—	—
45211	Department stores .....	(E)	(D)	(D)	3	—	—	—	1	1	1	—	—	—
453	Miscellaneous store retailers .....	223	1 149	5 240	50	33	13	3	1	—	—	—	—	—
4532	Office supplies, stationery & gift stores .....	134	539	2 614	26	14	9	3	—	—	—	—	—	—
45322	Gift, novelty & souvenir stores .....	108	405	2 090	23	12	9	2	—	—	—	—	—	—
453220	Gift, novelty & souvenir stores .....	108	405	2 090	23	12	9	2	—	—	—	—	—	—

See footnotes at end of table.

**Table 6. Counties—Employees, Payroll, and Establishments by Industry: 2002—Con.**

[Excludes most government employees, railroad employees, and self-employed persons. Size class 1 to 4 includes establishments with payroll, but no employees, during mid-March pay period. (D) denotes figures withheld to avoid disclosing data for individual companies; the data are included in broader industry totals. Detailed industries with 100 or more employees are shown if industry was not a (D). For explanation of terms, abbreviations, and data reliability/comparability, see introductory text]

NAICS code	Industry	Number of employees for week including March 12	Payroll (\$1,000)		Total number of establishments	Number of establishments by employment-size class								
			First quarter	Annual		1 to 4	5 to 9	10 to 19	20 to 49	50 to 99	100 to 249	250 to 499	500 to 999	1,000 or more
<b>CARROLL—Con.</b>														
<b>44-45 Retail trade—Con.</b>														
454	Nonstore retailers .....	280	1 903	7 490	26	14	4	5	2	1	—	—	—	—
4541	Electronic shopping & mail-order houses .....	131	599	2 182	11	8	1	—	1	1	—	—	—	—
45411	Electronic shopping & mail-order houses .....	131	599	2 182	11	8	1	—	1	1	—	—	—	—
454110	Electronic shopping & mail-order houses .....	131	599	2 182	11	8	1	—	1	1	—	—	—	—
4543	Direct selling establishments .....	(C)	(D)	(D)	14	5	3	5	1	—	—	—	—	—
45431	Fuel dealers .....	119	1 150	4 647	7	—	2	4	1	—	—	—	—	—
<b>48-49</b>	<b>Transportation &amp; warehousing .....</b>	<b>156</b>	<b>673</b>	<b>3 103</b>	<b>34</b>	<b>23</b>	<b>8</b>	<b>2</b>	<b>1</b>	—	—	—	—	—
<b>51</b>	<b>Information .....</b>	<b>262</b>	<b>1 762</b>	<b>7 831</b>	<b>33</b>	<b>19</b>	<b>8</b>	<b>2</b>	<b>4</b>	—	—	—	—	—
511	Publishing industries .....	119	699	3 437	13	5	5	2	1	—	—	—	—	—
5111	Newspaper, periodical, book, database publishers .....	(C)	(D)	(D)	9	2	4	2	1	—	—	—	—	—
513	Broadcasting & telecommunications .....	127	1 003	4 114	10	4	3	—	3	—	—	—	—	—
<b>52</b>	<b>Finance &amp; insurance .....</b>	<b>423</b>	<b>3 705</b>	<b>17 929</b>	<b>59</b>	<b>26</b>	<b>19</b>	<b>10</b>	<b>3</b>	<b>1</b>	—	—	—	—
522	Credit intermediation & related activities .....	(C)	(D)	(D)	28	7	13	6	1	1	—	—	—	—
5221	Depository credit intermediation .....	(C)	(D)	(D)	22	1	13	6	1	1	—	—	—	—
52211	Commercial banking .....	(C)	(D)	(D)	13	—	11	1	—	1	—	—	—	—
524	Insurance carriers & related activities .....	(C)	(D)	(D)	20	11	4	4	1	—	—	—	—	—
5242	Agencies & other insurance related activities .....	(C)	(D)	(D)	20	11	4	4	1	—	—	—	—	—
52421	Insurance agencies & brokerages .....	(C)	(D)	(D)	19	10	4	4	1	—	—	—	—	—
<b>53</b>	<b>Real estate &amp; rental &amp; leasing .....</b>	<b>259</b>	<b>1 627</b>	<b>8 409</b>	<b>80</b>	<b>62</b>	<b>14</b>	<b>2</b>	<b>2</b>	—	—	—	—	—
531	Real estate .....	226	1 521	7 905	65	49	12	2	2	—	—	—	—	—
<b>54</b>	<b>Professional, scientific &amp; technical services .....</b>	<b>2 301</b>	<b>6 830</b>	<b>29 439</b>	<b>128</b>	<b>93</b>	<b>17</b>	<b>11</b>	<b>5</b>	<b>1</b>	—	—	—	<b>1</b>
541	Professional, scientific & technical services .....	2 301	6 830	29 439	128	93	17	11	5	1	—	—	—	1
5411	Legal services .....	115	804	3 752	24	14	7	2	1	—	—	—	—	—
54111	Offices of lawyers .....	(C)	(D)	(D)	22	13	6	2	1	—	—	—	—	—
5412	Accounting, tax prep, bookkeep, payroll services .....	1 818	2 732	11 902	25	20	2	2	—	—	—	—	—	1
54121	Accounting, tax prep, bookkeep, payroll services .....	1 818	2 732	11 902	25	20	2	2	—	—	—	—	—	1
<b>55</b>	<b>Management of companies &amp; enterprises .....</b>	<b>(B)</b>	<b>(D)</b>	<b>(D)</b>	<b>2</b>	—	<b>1</b>	<b>1</b>	—	—	—	—	—	—
<b>56</b>	<b>Admin. support, waste mgmt, remediation services .....</b>	<b>1 426</b>	<b>15 287</b>	<b>67 893</b>	<b>93</b>	<b>70</b>	<b>15</b>	<b>7</b>	—	—	—	—	—	<b>1</b>
561	Administrative & support services .....	(G)	(D)	(D)	83	63	14	5	—	—	—	—	—	1
5613	Employment services .....	(G)	(D)	(D)	1	—	—	—	—	—	—	—	—	1
56132	Temporary help services .....	(G)	(D)	(D)	1	—	—	—	—	—	—	—	—	1
5617	Services to buildings & dwellings .....	(C)	(D)	(D)	54	42	10	2	—	—	—	—	—	—
<b>61</b>	<b>Educational services .....</b>	<b>406</b>	<b>2 137</b>	<b>9 169</b>	<b>31</b>	<b>17</b>	<b>5</b>	<b>4</b>	<b>4</b>	—	<b>1</b>	—	—	—
611	Educational services .....	406	2 137	9 169	31	17	5	4	4	—	1	—	—	—
6111	Elementary & secondary schools .....	(C)	(D)	(D)	8	3	2	—	2	—	1	—	—	—
61111	Elementary & secondary schools .....	(C)	(D)	(D)	8	3	2	—	2	—	1	—	—	—
6116	Other schools & instruction .....	148	609	2 356	19	11	2	4	2	—	—	—	—	—
<b>62</b>	<b>Health care and social assistance .....</b>	<b>2 495</b>	<b>15 478</b>	<b>66 205</b>	<b>128</b>	<b>61</b>	<b>28</b>	<b>19</b>	<b>9</b>	<b>6</b>	<b>2</b>	<b>3</b>	—	—
621	Ambulatory health care services .....	558	4 038	17 485	63	32	17	6	5	3	—	—	—	—
6211	Offices of physicians .....	158	1 719	7 302	20	11	7	—	1	1	—	—	—	—
62111	Offices of physicians .....	158	1 719	7 302	20	11	7	—	1	1	—	—	—	—
6212	Offices of dentists .....	112	787	3 493	17	6	8	3	—	—	—	—	—	—
62121	Offices of dentists .....	112	787	3 493	17	6	8	3	—	—	—	—	—	—
621210	Offices of dentists .....	112	787	3 493	17	6	8	3	—	—	—	—	—	—
6216	Home health care services .....	160	791	3 560	5	1	—	—	2	2	—	—	—	—
62161	Home health care services .....	160	791	3 560	5	1	—	—	2	2	—	—	—	—
621610	Home health care services .....	160	791	3 560	5	1	—	—	2	2	—	—	—	—
622	Hospitals .....	(F)	(D)	(D)	2	—	—	—	—	—	—	2	—	—
6221	General medical & surgical hospitals .....	(F)	(D)	(D)	2	—	—	—	—	—	—	2	—	—
62211	General medical & surgical hospitals .....	(F)	(D)	(D)	2	—	—	—	—	—	—	2	—	—
623	Nursing & residential care facilities .....	689	4 475	18 503	14	4	4	1	2	—	2	1	—	—
6231	Nursing care facilities .....	(F)	(D)	(D)	3	—	—	—	—	—	2	1	—	—
62311	Nursing care facilities .....	(F)	(D)	(D)	3	—	—	—	—	—	2	1	—	—
624	Social assistance .....	(F)	(D)	(D)	49	25	7	12	2	3	—	—	—	—
6241	Individual & family services .....	(C)	(D)	(D)	17	9	2	5	—	1	—	—	—	—
62412	Services for elderly & disabled persons .....	(C)	(D)	(D)	7	3	—	3	—	1	—	—	—	—
6244	Child day care services .....	192	708	2 619	24	12	5	5	1	1	—	—	—	—
62441	Child day care services .....	192	708	2 619	24	12	5	5	1	1	—	—	—	—
624410	Child day care services .....	192	708	2 619	24	12	5	5	1	1	—	—	—	—
<b>71</b>	<b>Arts, entertainment &amp; recreation .....</b>	<b>444</b>	<b>1 718</b>	<b>10 398</b>	<b>55</b>	<b>39</b>	<b>7</b>	<b>5</b>	<b>3</b>	—	<b>1</b>	—	—	—
713	Amusement, gambling & recreation industries .....	394	1 516	8 326	32	20	4	4	3	—	1	—	—	—
7139	Other amusement & recreation industries .....	(E)	(D)	(D)	30	19	4	4	2	—	1	—	—	—
71392	Skating facilities .....	(C)	(D)	(D)	3	1	—	1	—	—	1	—	—	—

See footnotes at end of table.

**Table 6. Counties—Employees, Payroll, and Establishments by Industry: 2002—Con.**

[Excludes most government employees, railroad employees, and self-employed persons. Size class 1 to 4 includes establishments with payroll, but no employees, during mid-March pay period. (D) denotes figures withheld to avoid disclosing data for individual companies; the data are included in broader industry totals. Detailed industries with 100 or more employees are shown if industry was not a (D). For explanation of terms, abbreviations, and data reliability/comparability, see introductory text]

NAICS code	Industry	Number of employees for week including March 12	Payroll (\$1,000)		Total number of establishments	Number of establishments by employment-size class									
			First quarter	Annual		1 to 4	5 to 9	10 to 19	20 to 49	50 to 99	100 to 249	250 to 499	500 to 999	1,000 or more	
<b>CARROLL—Con.</b>															
<b>72</b>	<b>Accommodation &amp; food services</b>	<b>4 760</b>	<b>14 728</b>	<b>63 354</b>	<b>280</b>	<b>124</b>	<b>58</b>	<b>37</b>	<b>45</b>	<b>10</b>	<b>4</b>	<b>1</b>	<b>1</b>	—	
721	Accommodation	2 306	8 321	32 217	100	55	15	14	6	6	2	1	1	—	
7211	Traveler accommodation	2 219	7 740	28 069	73	35	10	12	6	6	2	1	1	—	
72111	Hotels (exc casino hotels) & motels	2 068	7 251	26 137	52	23	6	8	5	6	2	1	1	—	
721110	Hotels (exc casino hotels) & motels	2 068	7 251	26 137	52	23	6	8	5	6	2	1	1	—	
72119	Other traveler accommodation	151	489	1 932	21	12	4	4	1	—	—	—	—	—	
721191	Bed & breakfast inns	145	484	1 838	17	9	3	4	1	—	—	—	—	—	
722	Food services & drinking places	2 454	6 407	31 137	180	69	43	23	39	4	2	—	—	—	
7221	Full-service restaurants	1 703	4 992	24 213	105	29	25	15	33	3	—	—	—	—	
72211	Full-service restaurants	1 703	4 992	24 213	105	29	25	15	33	3	—	—	—	—	
722110	Full-service restaurants	1 703	4 992	24 213	105	29	25	15	33	3	—	—	—	—	
7222	Limited-service eating places	596	1 295	6 380	64	32	16	8	6	1	1	—	—	—	
72221	Limited-service eating places	596	1 295	6 380	64	32	16	8	6	1	1	—	—	—	
722211	Limited-service restaurants	537	1 059	5 019	44	18	11	7	6	1	1	—	—	—	
7223	Special food services	(C)	(D)	(D)	10	7	2	—	—	—	1	—	—	—	
72231	Food service contractors	155	120	524	8	5	2	—	—	—	1	—	—	—	
722310	Food service contractors	155	120	524	8	5	2	—	—	—	1	—	—	—	
<b>81</b>	<b>Other services (except public administration)</b>	<b>627</b>	<b>3 029</b>	<b>13 397</b>	<b>139</b>	<b>102</b>	<b>26</b>	<b>7</b>	<b>3</b>	<b>1</b>	—	—	—	—	
811	Repair & maintenance	134	727	3 169	51	42	7	2	—	—	—	—	—	—	
8111	Automotive repair & maintenance	111	621	2 634	36	28	6	2	—	—	—	—	—	—	
812	Personal & laundry services	197	1 032	4 468	23	16	3	2	1	1	—	—	—	—	
8129	Other personal services	(C)	(D)	(D)	2	1	—	—	—	1	—	—	—	—	
813	Religious, grantmaking, civic, prof & like organizations	296	1 270	5 760	65	44	16	3	2	—	—	—	—	—	
8131	Religious organizations	159	604	2 676	37	24	11	1	1	—	—	—	—	—	
81311	Religious organizations	159	604	2 676	37	24	11	1	1	—	—	—	—	—	
813110	Religious organizations	159	604	2 676	37	24	11	1	1	—	—	—	—	—	
8139	Business, labor, political, like organizations	104	507	2 426	18	13	2	2	1	—	—	—	—	—	
<b>95</b>	<b>Auxiliaries (exc corporate, subsidiary &amp; regional mgt)</b>	<b>(A)</b>	<b>(D)</b>	<b>(D)</b>	<b>1</b>	<b>1</b>	—	—	—	—	—	—	—	—	
<b>99</b>	<b>Unclassified establishments</b>	<b>(A)</b>	<b>(D)</b>	<b>(D)</b>	<b>8</b>	<b>7</b>	<b>1</b>	—	—	—	—	—	—	—	
<b>CHESHIRE</b>															
	<b>Total</b>	<b>28 863</b>	<b>199 864</b>	<b>851 559</b>	<b>1 999</b>	<b>1 076</b>	<b>403</b>	<b>256</b>	<b>157</b>	<b>65</b>	<b>28</b>	<b>7</b>	<b>7</b>	—	
<b>11</b>	<b>Forestry, fishing, hunting, and agriculture support</b>	<b>(B)</b>	<b>(D)</b>	<b>(D)</b>	<b>17</b>	<b>14</b>	<b>2</b>	<b>1</b>	—	—	—	—	—	—	
<b>21</b>	<b>Mining</b>	<b>(A)</b>	<b>(D)</b>	<b>(D)</b>	<b>3</b>	<b>2</b>	<b>1</b>	—	—	—	—	—	—	—	
<b>22</b>	<b>Utilities</b>	<b>67</b>	<b>1 071</b>	<b>3 700</b>	<b>3</b>	—	<b>1</b>	<b>1</b>	—	<b>1</b>	—	—	—	—	
<b>23</b>	<b>Construction</b>	<b>1 621</b>	<b>15 769</b>	<b>70 604</b>	<b>238</b>	<b>161</b>	<b>41</b>	<b>16</b>	<b>12</b>	<b>7</b>	<b>1</b>	—	—	—	
233	Building, developing & general contracting	539	5 431	23 069	71	46	12	5	5	3	—	—	—	—	
2332	Residential building construction	(C)	(D)	(D)	54	43	7	3	—	1	—	—	—	—	
23321	Single-family housing construction	186	1 320	6 293	50	41	7	1	—	1	—	—	—	—	
233210	Single-family housing construction	186	1 320	6 293	50	41	7	1	—	1	—	—	—	—	
2333	Nonresidential building construction	311	3 775	15 197	14	2	3	2	5	2	—	—	—	—	
23332	Commercial & institutional bldg construction	311	3 775	15 197	14	2	3	2	5	2	—	—	—	—	
233320	Commercial & institutional bldg construction	311	3 775	15 197	14	2	3	2	5	2	—	—	—	—	
234	Heavy construction	243	3 728	16 105	19	12	2	2	—	3	—	—	—	—	
2349	Other heavy construction	(C)	(D)	(D)	16	11	1	2	—	2	—	—	—	—	
235	Special trade contractors	839	6 610	31 430	148	103	27	9	7	1	1	—	—	—	
2351	Plumbing, heating & AC contractor	159	1 361	6 076	25	18	4	1	1	1	—	—	—	—	
23511	Plumbing, heating & AC contractor	159	1 361	6 076	25	18	4	1	1	1	—	—	—	—	
235110	Plumbing, heating & AC contractor	159	1 361	6 076	25	18	4	1	1	1	—	—	—	—	
2353	Electrical contractors	120	929	3 909	18	10	5	1	2	—	—	—	—	—	
23531	Electrical contractors	120	929	3 909	18	10	5	1	2	—	—	—	—	—	
235310	Electrical contractors	120	929	3 909	18	10	5	1	2	—	—	—	—	—	
2356	Roofing, siding, & sheet metal contractors	126	942	5 539	8	6	1	—	—	—	1	—	—	—	
23561	Roofing, siding, & sheet metal contractors	126	942	5 539	8	6	1	—	—	—	1	—	—	—	
235610	Roofing, siding, & sheet metal contractors	126	942	5 539	8	6	1	—	—	—	1	—	—	—	
2359	Other special trade contractors	(C)	(D)	(D)	24	15	6	3	—	—	—	—	—	—	
<b>31-33</b>	<b>Manufacturing</b>	<b>5 957</b>	<b>55 118</b>	<b>237 266</b>	<b>168</b>	<b>72</b>	<b>23</b>	<b>25</b>	<b>22</b>	<b>14</b>	<b>8</b>	<b>1</b>	<b>3</b>	—	
314	Textile product mills	(C)	(D)	(D)	3	2	—	—	—	1	—	—	—	—	
321	Wood product mfg	295	2 048	12 201	18	11	1	—	4	2	—	—	—	—	
3211	Sawmills & wood preservation	134	868	3 164	5	2	—	—	2	1	—	—	—	—	
32111	Sawmills & wood preservation	134	868	3 164	5	2	—	—	2	1	—	—	—	—	
321113	Sawmills	134	868	3 164	5	2	—	—	2	1	—	—	—	—	
3219	Other wood product mfg	161	1 808	9 037	13	9	1	—	2	1	—	—	—	—	
32191	Millwork	(C)	(D)	(D)	4	1	1	—	1	1	—	—	—	—	
322	Paper mfg	113	881	3 296	5	—	2	2	—	1	—	—	—	—	
323	Printing & related support activities	316	2 169	9 865	14	7	3	2	—	1	1	—	—	—	
3231	Printing & related support activities	316	2 169	9 865	14	7	3	2	—	1	1	—	—	—	
32311	Printing	316	2 169	9 865	14	7	3	2	—	1	1	—	—	—	

See footnotes at end of table.

**Table 6. Counties—Employees, Payroll, and Establishments by Industry: 2002—Con.**

[Excludes most government employees, railroad employees, and self-employed persons. Size class 1 to 4 includes establishments with payroll, but no employees, during mid-March pay period. (D) denotes figures withheld to avoid disclosing data for individual companies; the data are included in broader industry totals. Detailed industries with 100 or more employees are shown if industry was not a (D). For explanation of terms, abbreviations, and data reliability/comparability, see introductory text]

NAICS code	Industry	Number of employees for week including March 12	Payroll (\$1,000)		Total number of establishments	Number of establishments by employment-size class								
			First quarter	Annual		1 to 4	5 to 9	10 to 19	20 to 49	50 to 99	100 to 249	250 to 499	500 to 999	1,000 or more
<b>CHESHIRE—Con.</b>														
<b>31-33 Manufacturing—Con.</b>														
325	Chemical mfg .....	305	3 888	15 873	7	2	—	—	3	1	1	—	—	—
3259	Other chemical product & preparation mfg .....	(C)	(D)	(D)	3	1	—	—	—	1	1	—	—	—
32599	All other chemical product & preparation mfg .....	(C)	(D)	(D)	3	1	—	—	—	1	1	—	—	—
326	Plastics & rubber products mfg .....	255	2 255	10 178	11	2	3	2	3	—	1	—	—	—
3261	Plastics product mfg .....	239	2 095	9 601	8	1	1	2	3	—	1	—	—	—
32619	Other plastics product mfg .....	204	1 745	7 644	5	—	—	2	2	—	1	—	—	—
326199	All other plastics product mfg .....	204	1 745	7 644	5	—	—	2	2	—	1	—	—	—
327	Nonmetallic mineral product mfg .....	123	823	3 901	5	1	1	1	1	1	—	—	—	—
332	Fabricated metal product mfg .....	1 185	9 692	37 672	31	13	5	7	2	2	1	—	1	—
3323	Architectural & structural metals mfg .....	119	1 081	4 392	4	1	1	—	1	1	—	—	—	—
3327	Mach shops, turn prod, screw, nut, bolt mfg ....	105	970	3 886	20	12	3	4	1	—	—	—	—	—
3329	Other fabricated metal product mfg .....	(F)	(D)	(D)	2	—	—	—	—	—	1	—	1	—
33291	Metal valve mfg .....	(C)	(D)	(D)	1	—	—	—	—	—	1	—	—	—
33299	All other fabricated metal product mfg .....	(F)	(D)	(D)	1	—	—	—	—	—	—	—	1	—
333	Machinery mfg .....	1 404	18 962	74 368	15	2	4	2	2	2	1	1	1	—
3333	Commercial & service industry machinery mfg ..	(C)	(D)	(D)	2	—	—	—	—	2	—	—	—	—
33331	Commercial & service industry machinery mfg .....	(C)	(D)	(D)	2	—	—	—	—	2	—	—	—	—
3335	Metalworking machinery mfg .....	(C)	(D)	(D)	3	—	1	—	1	—	1	—	—	—
33351	Metalworking machinery mfg .....	(C)	(D)	(D)	3	—	1	—	1	—	1	—	—	—
3339	Other general purpose machinery mfg .....	(G)	(D)	(D)	6	1	2	1	—	—	—	1	1	—
33399	All other general purpose machinery mfg ....	(F)	(D)	(D)	4	1	1	—	—	—	—	1	1	—
335	Electrical equip, appliance & component mfg .....	(E)	(D)	(D)	4	1	—	1	—	—	2	—	—	—
3351	Electric lighting equipment mfg .....	(C)	(D)	(D)	1	—	—	—	—	—	1	—	—	—
33512	Lighting fixture .....	(C)	(D)	(D)	1	—	—	—	—	—	1	—	—	—
3359	Other electrical equipment & component mfg ...	(C)	(D)	(D)	3	1	—	1	—	—	1	—	—	—
33592	Communication & energy wire & cable mfg ...	(C)	(D)	(D)	1	—	—	—	—	—	1	—	—	—
339	Miscellaneous mfg .....	1 099	9 287	44 480	16	7	1	2	3	1	1	—	1	—
3391	Medical equipment & supplies mfg .....	(F)	(D)	(D)	6	1	1	1	1	1	—	—	1	—
33911	Medical equipment & supplies mfg .....	(F)	(D)	(D)	6	1	1	1	1	1	—	—	1	—
3399	Other miscellaneous mfg .....	(C)	(D)	(D)	10	6	—	1	2	—	1	—	—	—
33991	Jewelry & silverware mfg .....	(C)	(D)	(D)	3	2	—	—	—	—	1	—	—	—
<b>42</b>	<b>Wholesale trade .....</b>	<b>923</b>	<b>7 966</b>	<b>34 463</b>	<b>76</b>	<b>38</b>	<b>20</b>	<b>8</b>	<b>8</b>	<b>1</b>	<b>—</b>	<b>1</b>	<b>—</b>	<b>—</b>
421	Wholesale trade, durable goods .....	387	3 414	14 410	49	26	11	6	6	—	—	—	—	—
4218	Machinery, equipment & supplies whsle .....	129	1 173	5 052	12	6	1	3	2	—	—	—	—	—
422	Wholesale trade, nondurable goods .....	536	4 552	20 053	27	12	9	2	2	1	—	1	—	—
4224	Grocery & related product whsle .....	(E)	(D)	(D)	7	3	3	—	—	—	—	1	—	—
42241	General line grocery whsle .....	(E)	(D)	(D)	1	—	—	—	—	—	—	1	—	—
<b>44-45</b>	<b>Retail trade .....</b>	<b>5 056</b>	<b>24 674</b>	<b>111 895</b>	<b>388</b>	<b>160</b>	<b>118</b>	<b>57</b>	<b>38</b>	<b>7</b>	<b>7</b>	<b>1</b>	<b>—</b>	<b>—</b>
441	Motor vehicle & parts dealers .....	643	5 008	25 614	55	26	13	7	7	1	1	—	—	—
4411	Automobile dealers .....	477	3 946	21 191	22	7	4	2	7	1	1	—	—	—
44111	New car dealers .....	432	3 649	19 528	12	1	1	1	7	1	1	—	—	—
441110	New car dealers .....	432	3 649	19 528	12	1	1	1	7	1	1	—	—	—
4413	Automotive parts, accessories & tire stores .....	128	754	3 093	25	14	8	3	—	—	—	—	—	—
442	Furniture & home furnishing stores .....	151	823	3 336	24	9	10	5	—	—	—	—	—	—
444	Bldg material & garden equip & supp dealers .....	460	3 131	15 430	39	14	13	6	4	2	—	—	—	—
4441	Building material & supplies dealers .....	393	2 748	12 803	30	11	9	5	3	2	—	—	—	—
44419	Other building material dealers .....	250	1 893	8 248	17	7	2	4	3	1	—	—	—	—
444190	Other building material dealers .....	250	1 893	8 248	17	7	2	4	3	1	—	—	—	—
445	Food & beverage stores .....	1 368	4 371	17 517	57	25	15	5	7	1	3	1	—	—
4451	Grocery stores .....	1 257	4 060	16 266	40	16	10	3	6	1	3	1	—	—
44511	Grocery (except convenience) stores .....	1 130	3 745	14 919	16	2	1	3	5	1	3	1	—	—
445110	Grocery (except convenience) stores .....	1 130	3 745	14 919	16	2	1	3	5	1	3	1	—	—
44512	Convenience stores .....	127	315	1 347	24	14	9	—	1	—	—	—	—	—
445120	Convenience stores .....	127	315	1 347	24	14	9	—	1	—	—	—	—	—
446	Health & personal care stores .....	252	1 154	5 147	15	1	5	5	3	1	—	—	—	—
4461	Health & personal care stores .....	252	1 154	5 147	15	1	5	5	3	1	—	—	—	—
44611	Pharmacies & drug stores .....	203	810	3 570	8	—	1	3	3	1	—	—	—	—
446110	Pharmacies & drug stores .....	203	810	3 570	8	—	1	3	3	1	—	—	—	—
447	Gasoline stations .....	292	1 088	4 629	34	13	9	7	5	—	—	—	—	—
4471	Gasoline stations .....	292	1 088	4 629	34	13	9	7	5	—	—	—	—	—
44711	Gasoline stations with convenience stores ...	216	675	2 844	22	6	5	7	4	—	—	—	—	—
447110	Gasoline stations with convenience stores .	216	675	2 844	22	6	5	7	4	—	—	—	—	—
448	Clothing & clothing accessories stores .....	272	1 099	4 357	35	15	14	3	3	—	—	—	—	—
4481	Clothing stores .....	177	539	2 329	17	6	6	2	3	—	—	—	—	—
451	Sporting goods, hobby, book & music stores .....	224	818	3 503	34	17	8	8	1	—	—	—	—	—
4511	Sporting goods, hobby, musical instrument stores .....	142	515	2 310	23	12	5	6	—	—	—	—	—	—
452	General merchandise stores .....	736	2 917	13 792	14	3	4	2	1	1	3	—	—	—
4521	Department stores .....	683	2 777	13 176	6	1	—	—	1	1	3	—	—	—
45211	Department stores .....	683	2 777	13 176	6	1	—	—	1	1	3	—	—	—
452110	Department stores .....	683	2 777	13 176	6	1	—	—	1	1	3	—	—	—

See footnotes at end of table.

**Table 6. Counties—Employees, Payroll, and Establishments by Industry: 2002—Con.**

[Excludes most government employees, railroad employees, and self-employed persons. Size class 1 to 4 includes establishments with payroll, but no employees, during mid-March pay period. (D) denotes figures withheld to avoid disclosing data for individual companies; the data are included in broader industry totals. Detailed industries with 100 or more employees are shown if industry was not a (D). For explanation of terms, abbreviations, and data reliability/comparability, see introductory text]

NAICS code	Industry	Number of employees for week including March 12	Payroll (\$1,000)		Total number of establishments	Number of establishments by employment-size class									
			First quarter	Annual		1 to 4	5 to 9	10 to 19	20 to 49	50 to 99	100 to 249	250 to 499	500 to 999	1,000 or more	
<b>CHESHIRE—Con.</b>															
<b>44-45 Retail trade—Con.</b>															
453	Miscellaneous store retailers .....	263	822	3 925	47	25	15	6	1	—	—	—	—	—	
4532	Office supplies, stationery & gift stores .....	(C)	(D)	(D)	16	4	8	3	1	—	—	—	—	—	
45322	Gift, novelty & souvenir stores .....	106	204	881	15	4	8	3	—	—	—	—	—		
453220	Gift, novelty & souvenir stores .....	106	204	881	15	4	8	3	—	—	—	—	—		
454	Nonstore retailers .....	324	3 009	12 823	20	6	5	2	6	1	—	—	—		
4541	Electronic shopping & mail-order houses .....	(C)	(D)	(D)	4	2	—	—	1	1	—	—	—		
45411	Electronic shopping & mail-order houses .....	(C)	(D)	(D)	4	2	—	—	1	1	—	—	—		
4543	Direct selling establishments .....	(C)	(D)	(D)	15	4	5	2	4	—	—	—	—		
45431	Fuel dealers .....	147	1 381	5 440	10	2	2	2	4	—	—	—	—		
<b>48-49 Transportation &amp; warehousing</b>															
485	Transit & ground passenger transportation .....	187	746	2 764	8	2	2	1	2	1	—	—	—		
4854	School & employee bus transportation .....	(C)	(D)	(D)	3	2	—	—	—	1	—	—	—		
48541	School & employee bus transportation .....	(C)	(D)	(D)	3	2	—	—	—	1	—	—	—		
51	Information .....	433	4 292	15 771	32	17	3	6	4	1	1	—	—		
511	Publishing industries .....	223	1 974	7 777	8	5	—	—	1	1	1	—	—		
5111	Newspaper, periodical, book, database publishers .....	(C)	(D)	(D)	7	4	—	—	1	1	—	—	—		
51111	Newspaper publishers .....	(C)	(D)	(D)	1	—	—	—	—	—	1	—	—		
513	Broadcasting & telecommunications .....	114	1 151	4 277	9	3	1	3	2	—	—	—	—		
<b>52 Finance &amp; insurance</b>															
522	Credit intermediation & related activities .....	(F)	(D)	(D)	30	10	5	9	3	1	2	—	—		
5221	Depository credit intermediation .....	(F)	(D)	(D)	26	7	4	9	3	1	2	—	—		
52211	Commercial banking .....	175	2 137	12 334	9	3	1	4	—	—	1	—	—		
522110	Commercial banking .....	175	2 137	12 334	9	3	1	4	—	—	1	—	—		
52212	Savings institutions .....	(E)	(D)	(D)	15	3	3	4	3	1	1	—	—		
524	Insurance carriers & related activities .....	1 479	21 087	70 716	38	23	5	5	1	2	—	—	2		
5241	Insurance carriers .....	(G)	(D)	(D)	8	3	1	1	1	—	—	—	2		
52412	Other direct insurance carriers .....	(G)	(D)	(D)	7	3	1	—	1	—	—	—	2		
5242	Agencies & other insurance related activities .....	(E)	(D)	(D)	30	20	4	4	—	2	—	—	—		
52421	Insurance agencies & brokerages .....	(C)	(D)	(D)	23	15	3	4	—	1	—	—	—		
<b>53 Real estate &amp; rental &amp; leasing</b>															
531	Real estate .....	175	1 284	6 665	43	37	2	2	2	—	—	—	—		
532	Rental & leasing services .....	116	560	2 629	17	7	6	3	1	—	—	—	—		
<b>54 Professional, scientific &amp; technical services</b>															
541	Professional, scientific & technical services .....	709	5 649	25 085	165	115	31	16	3	—	—	—	—		
5411	Legal services .....	157	1 463	6 835	34	22	7	5	—	—	—	—	—		
54111	Offices of lawyers .....	157	1 463	6 835	34	22	7	5	—	—	—	—	—		
541110	Offices of lawyers .....	157	1 463	6 835	34	22	7	5	—	—	—	—	—		
5412	Accounting, tax prep, bookkeep, payroll services .....	107	818	3 400	22	15	5	1	1	—	—	—	—		
54121	Accounting, tax prep, bookkeep, payroll services .....	107	818	3 400	22	15	5	1	1	—	—	—	—		
5413	Architectural, engineering & related services .....	109	928	4 189	30	24	4	2	—	—	—	—	—		
5419	Oth professional, scientific, technical services .....	154	873	3 667	22	6	12	4	—	—	—	—	—		
<b>55 Management of companies &amp; enterprises</b>															
551	Management of companies & enterprises .....	148	1 802	8 468	8	4	1	—	2	1	—	—	—		
5511	Management of companies & enterprises .....	148	1 802	8 468	8	4	1	—	2	1	—	—	—		
55111	Management of companies & enterprises .....	148	1 802	8 468	8	4	1	—	2	1	—	—	—		
<b>56 Admin, support, waste mgt, remediation services</b>															
561	Administrative & support services .....	(G)	(D)	(D)	83	58	7	6	6	5	—	1	—		
5611	Office administrative services .....	(E)	(D)	(D)	4	2	—	1	—	—	—	1	—		
56111	Office administrative services .....	(E)	(D)	(D)	4	2	—	1	—	—	—	1	—		
5613	Employment services .....	(E)	(D)	(D)	9	3	—	—	2	4	—	—	—		
56132	Temporary help services .....	(E)	(D)	(D)	6	1	—	—	2	3	—	—	—		
5617	Services to buildings & dwellings .....	182	896	5 269	43	34	3	4	2	—	—	—	—		
56172	Janitorial services .....	114	532	2 884	12	6	2	2	2	—	—	—	—		
561720	Janitorial services .....	114	532	2 884	12	6	2	2	2	—	—	—	—		
562	Waste management & remediation services .....	(C)	(D)	(D)	6	4	—	—	—	2	—	—	—		
5621	Waste collection .....	(C)	(D)	(D)	4	2	—	—	—	2	—	—	—		
56211	Waste collection .....	(C)	(D)	(D)	4	2	—	—	—	2	—	—	—		
<b>61 Educational services</b>															
611	Educational services .....	1 537	6 273	26 286	37	19	5	5	5	1	—	1	1		
6111	Elementary & secondary schools .....	(E)	(D)	(D)	13	3	—	4	5	1	—	—	—		
61111	Elementary & secondary schools .....	(E)	(D)	(D)	13	3	—	4	5	1	—	—	—		
6113	Colleges, universities & professional schools .....	(G)	(D)	(D)	2	—	—	—	—	—	—	1	1		
61131	Colleges, universities & professional schools .....	(G)	(D)	(D)	2	—	—	—	—	—	—	1	1		

See footnotes at end of table.

**Table 6. Counties—Employees, Payroll, and Establishments by Industry: 2002—Con.**

[Excludes most government employees, railroad employees, and self-employed persons. Size class 1 to 4 includes establishments with payroll, but no employees, during mid-March pay period. (D) denotes figures withheld to avoid disclosing data for individual companies; the data are included in broader industry totals. Detailed industries with 100 or more employees are shown if industry was not a (D). For explanation of terms, abbreviations, and data reliability/comparability, see introductory text]

NAICS code	Industry	Number of employees for week including March 12	Payroll (\$1,000)		Total number of establishments	Number of establishments by employment-size class								
			First quarter	Annual		1 to 4	5 to 9	10 to 19	20 to 49	50 to 99	100 to 249	250 to 499	500 to 999	1,000 or more
<b>CHESHIRE—Con.</b>														
<b>62</b>	<b>Health care and social assistance</b>	<b>3 992</b>	<b>25 047</b>	<b>103 164</b>	<b>167</b>	<b>74</b>	<b>40</b>	<b>30</b>	<b>8</b>	<b>7</b>	<b>5</b>	<b>2</b>	<b>1</b>	—
621	Ambulatory health care services	1 180	10 553	41 501	83	36	29	10	3	3	1	1	—	—
6212	Offices of dentists	204	1 484	6 426	31	11	16	3	1	—	—	—	—	—
62121	Offices of dentists	204	1 484	6 426	31	11	16	3	1	—	—	—	—	—
621210	Offices of dentists	204	1 484	6 426	31	11	16	3	1	—	—	—	—	—
6214	Outpatient care centers	(E)	(D)	(D)	9	4	1	1	—	2	—	1	—	—
62142	Outpatient mental health, substance abuse ctrs	(C)	(D)	(D)	6	4	—	—	—	2	—	—	—	—
62149	Other outpatient care centers	(E)	(D)	(D)	2	—	1	—	—	—	—	1	—	—
6216	Home health care services	276	1 302	6 294	5	—	—	2	1	1	1	—	—	—
62161	Home health care services	276	1 302	6 294	5	—	—	2	1	1	1	—	—	—
621610	Home health care services	276	1 302	6 294	5	—	—	2	1	1	1	—	—	—
622	Hospitals	(F)	(D)	(D)	2	—	1	—	—	—	—	—	1	—
6221	General medical & surgical hospitals	(F)	(D)	(D)	1	—	—	—	—	—	—	—	1	—
62211	General medical & surgical hospitals	(F)	(D)	(D)	1	—	—	—	—	—	—	—	1	—
623	Nursing & residential care facilities	751	3 947	14 422	17	3	1	4	3	3	3	—	—	—
6231	Nursing care facilities	376	1 933	7 566	6	2	—	—	—	2	2	—	—	—
62311	Nursing care facilities	376	1 933	7 566	6	2	—	—	—	2	2	—	—	—
623110	Nursing care facilities	376	1 933	7 566	6	2	—	—	—	2	2	—	—	—
6232	Residential mental retardation, health facil	116	521	2 428	5	1	1	2	—	1	—	—	—	—
62321	Residential mental retardation facilities	(C)	(D)	(D)	4	1	1	1	—	1	—	—	—	—
6233	Community care facilities for the elderly	152	707	2 952	3	—	—	1	1	—	1	—	—	—
62331	Community care facilities for the elderly	152	707	2 952	3	—	—	1	1	—	1	—	—	—
6239	Other residential care facilities	107	786	1 476	3	—	—	1	2	—	—	—	—	—
62399	Other residential care facilities	107	786	1 476	3	—	—	1	2	—	—	—	—	—
623990	Other residential care facilities	107	786	1 476	3	—	—	1	2	—	—	—	—	—
624	Social assistance	(G)	(D)	(D)	65	35	9	16	2	1	1	1	—	—
6241	Individual & family services	896	3 619	15 850	30	14	5	8	—	1	1	1	—	—
62412	Services for elderly & disabled persons	670	2 448	10 744	7	2	1	2	—	—	1	1	—	—
624120	Services for elderly & disabled persons	670	2 448	10 744	7	2	1	2	—	—	1	1	—	—
62419	Other individual & family services	155	823	3 700	11	5	1	4	—	1	—	—	—	—
624190	Other individual & family services	155	823	3 700	11	5	1	4	—	1	—	—	—	—
6244	Child day care services	(C)	(D)	(D)	30	19	4	5	2	—	—	—	—	—
62441	Child day care services	(C)	(D)	(D)	30	19	4	5	2	—	—	—	—	—
<b>71</b>	<b>Arts, entertainment &amp; recreation</b>	<b>428</b>	<b>1 519</b>	<b>8 290</b>	<b>40</b>	<b>24</b>	<b>5</b>	<b>6</b>	<b>2</b>	<b>2</b>	<b>1</b>	—	—	—
711	Performing arts, spectator sports & related industries	(C)	(D)	(D)	8	6	—	1	—	—	1	—	—	—
7112	Spectator sports	(C)	(D)	(D)	3	2	—	—	—	—	1	—	—	—
71121	Spectator sports	(C)	(D)	(D)	3	2	—	—	—	—	1	—	—	—
713	Amusement, gambling & recreation industries	286	921	5 519	26	12	5	5	2	2	—	—	—	—
7139	Other amusement & recreation industries	286	921	5 519	26	12	5	5	2	2	—	—	—	—
71394	Fitness & recreational sports centers	121	287	1 288	9	4	2	1	1	1	—	—	—	—
713940	Fitness & recreational sports centers	121	287	1 288	9	4	2	1	1	1	—	—	—	—
<b>72</b>	<b>Accommodation &amp; food services</b>	<b>2 535</b>	<b>5 780</b>	<b>27 037</b>	<b>153</b>	<b>53</b>	<b>30</b>	<b>26</b>	<b>32</b>	<b>10</b>	<b>2</b>	—	—	—
721	Accommodation	314	831	4 348	21	12	1	3	3	2	—	—	—	—
7211	Traveler accommodation	(E)	(D)	(D)	16	7	1	3	3	2	—	—	—	—
72111	Hotels (exc casino hotels) & motels	255	670	3 329	12	5	1	2	2	2	—	—	—	—
721110	Hotels (exc casino hotels) & motels	255	670	3 329	12	5	1	2	2	2	—	—	—	—
722	Food services & drinking places	2 221	4 949	22 689	132	41	29	23	29	8	2	—	—	—
7221	Full-service restaurants	1 113	2 568	11 133	58	15	10	13	15	4	1	—	—	—
72211	Full-service restaurants	1 113	2 568	11 133	58	15	10	13	15	4	1	—	—	—
722110	Full-service restaurants	1 113	2 568	11 133	58	15	10	13	15	4	1	—	—	—
7222	Limited-service eating places	774	1 826	8 861	57	19	15	9	12	2	—	—	—	—
72221	Limited-service eating places	774	1 826	8 861	57	19	15	9	12	2	—	—	—	—
722211	Limited-service restaurants	531	1 230	5 328	40	14	11	6	8	1	—	—	—	—
7223	Special food services	(E)	(D)	(D)	11	5	1	—	2	2	1	—	—	—
72231	Food service contractors	297	488	2 410	10	4	1	—	2	2	1	—	—	—
722310	Food service contractors	297	488	2 410	10	4	1	—	2	2	1	—	—	—
<b>81</b>	<b>Other services (except public administration)</b>	<b>1 229</b>	<b>5 813</b>	<b>24 218</b>	<b>217</b>	<b>137</b>	<b>46</b>	<b>29</b>	<b>4</b>	—	<b>1</b>	—	—	—
811	Repair & maintenance	394	2 802	11 631	85	56	19	8	2	—	—	—	—	—
8111	Automotive repair & maintenance	325	2 335	9 784	66	41	17	6	2	—	—	—	—	—
81111	Automotive mechanical & electrical R&M	208	1 639	7 058	41	25	11	4	1	—	—	—	—	—
812	Personal & laundry services	390	1 593	6 378	46	26	9	10	—	—	1	—	—	—
8121	Personal care services	157	476	1 964	25	14	3	8	—	—	—	—	—	—
81211	Hair, nail & skin care services	135	439	1 817	22	13	2	7	—	—	—	—	—	—
8123	Drycleaning & laundry services	192	975	3 810	10	6	1	2	—	—	1	—	—	—
81233	Linen & uniform supply	(C)	(D)	(D)	1	—	—	—	—	—	1	—	—	—
813	Religious, grantmaking, civic, prof & like organizations	445	1 418	6 209	86	55	18	11	2	—	—	—	—	—
8131	Religious organizations	205	619	2 911	47	31	11	5	—	—	—	—	—	—
81311	Religious organizations	205	619	2 911	47	31	11	5	—	—	—	—	—	—
813110	Religious organizations	205	619	2 911	47	31	11	5	—	—	—	—	—	—
8134	Civic & social organizations	107	256	1 086	19	11	4	4	—	—	—	—	—	—
81341	Civic & social organizations	107	256	1 086	19	11	4	4	—	—	—	—	—	—
813410	Civic & social organizations	107	256	1 086	19	11	4	4	—	—	—	—	—	—
<b>95</b>	<b>Auxiliaries (exc corporate, subsidiary &amp; regional mgt)</b>	<b>62</b>	<b>714</b>	<b>2 571</b>	<b>3</b>	—	<b>1</b>	<b>1</b>	<b>1</b>	—	—	—	—	—
<b>99</b>	<b>Unclassified establishments</b>	<b>(A)</b>	<b>(D)</b>	<b>(D)</b>	<b>4</b>	<b>4</b>	—	—	—	—	—	—	—	—

See footnotes at end of table.

**Table 6. Counties—Employees, Payroll, and Establishments by Industry: 2002—Con.**

[Excludes most government employees, railroad employees, and self-employed persons. Size class 1 to 4 includes establishments with payroll, but no employees, during mid-March pay period. (D) denotes figures withheld to avoid disclosing data for individual companies; the data are included in broader industry totals. Detailed industries with 100 or more employees are shown if industry was not a (D). For explanation of terms, abbreviations, and data reliability/comparability, see introductory text]

NAICS code	Industry	Number of employees for week including March 12	Payroll (\$1,000)		Total number of establishments	Number of establishments by employment-size class								
			First quarter	Annual		1 to 4	5 to 9	10 to 19	20 to 49	50 to 99	100 to 249	250 to 499	500 to 999	1,000 or more
<b>COOS</b>														
	<b>Total</b> .....	<b>(J)</b>	<b>(D)</b>	<b>(D)</b>	<b>980</b>	<b>557</b>	<b>195</b>	<b>117</b>	<b>73</b>	<b>17</b>	<b>16</b>	<b>5</b>	-	-
<b>11</b>	<b>Forestry, fishing, hunting, and agriculture support</b> .....	<b>(C)</b>	<b>(D)</b>	<b>(D)</b>	<b>43</b>	<b>22</b>	<b>14</b>	<b>4</b>	<b>3</b>	-	-	-	-	-
113	Forestry and logging .....	(C)	(D)	(D)	43	22	14	4	3	-	-	-	-	-
1133	Logging .....	244	1 567	5 551	42	21	14	4	3	-	-	-	-	-
11331	Logging .....	244	1 567	5 551	42	21	14	4	3	-	-	-	-	-
113310	Logging .....	244	1 567	5 551	42	21	14	4	3	-	-	-	-	-
<b>21</b>	<b>Mining</b> .....	<b>(A)</b>	<b>(D)</b>	<b>(D)</b>	<b>2</b>	<b>2</b>	-	-	-	-	-	-	-	-
<b>22</b>	<b>Utilities</b> .....	<b>(B)</b>	<b>(D)</b>	<b>(D)</b>	<b>7</b>	<b>2</b>	<b>1</b>	<b>3</b>	<b>1</b>	-	-	-	-	-
<b>23</b>	<b>Construction</b> .....	<b>288</b>	<b>1 626</b>	<b>8 165</b>	<b>84</b>	<b>65</b>	<b>12</b>	<b>6</b>	<b>1</b>	-	-	-	-	-
235	Special trade contractors .....	182	1 100	5 645	55	41	10	3	1	-	-	-	-	-
<b>31-33</b>	<b>Manufacturing</b> .....	<b>1 438</b>	<b>11 727</b>	<b>45 953</b>	<b>38</b>	<b>11</b>	<b>5</b>	<b>9</b>	<b>5</b>	<b>4</b>	<b>3</b>	<b>1</b>	-	-
321	Wood product mfg .....	(C)	(D)	(D)	9	2	2	2	2	1	-	-	-	-
3211	Sawmills & wood preservation .....	191	1 102	5 009	8	1	2	2	2	1	-	-	-	-
32111	Sawmills & wood preservation .....	191	1 102	5 009	8	1	2	2	2	1	-	-	-	-
321113	Sawmills .....	191	1 102	5 009	8	1	2	2	2	1	-	-	-	-
322	Paper mfg .....	(E)	(D)	(D)	3	-	-	1	-	-	1	1	-	-
3221	Pulp, paper & paperboard mills .....	(E)	(D)	(D)	3	-	-	1	-	-	1	1	-	-
32212	Paper mills .....	(E)	(D)	(D)	2	-	-	1	-	-	-	1	-	-
32213	Paperboard mills .....	(C)	(D)	(D)	1	-	-	-	-	-	1	-	-	-
325	Chemical mfg .....	(C)	(D)	(D)	2	-	-	-	1	1	-	-	-	-
326	Plastics & rubber products mfg .....	273	1 803	6 164	4	1	1	-	-	1	1	-	-	-
3262	Rubber product mfg .....	(C)	(D)	(D)	2	1	-	-	-	-	1	-	-	-
32629	Other rubber product mfg .....	(C)	(D)	(D)	1	-	-	-	-	-	1	-	-	-
332	Fabricated metal product mfg .....	(C)	(D)	(D)	2	-	-	1	-	-	1	-	-	-
3323	Architectural & structural metals mfg .....	(C)	(D)	(D)	1	-	-	-	-	-	1	-	-	-
33231	Plate work & fabricated structural prod mfg ...	(C)	(D)	(D)	1	-	-	-	-	-	1	-	-	-
337	Furniture & related product mfg .....	(C)	(D)	(D)	2	-	-	1	-	1	-	-	-	-
3371	HH & institutional furniture & kitchen cabinet mfg .....	(C)	(D)	(D)	2	-	-	-	-	1	-	-	-	-
33712	Household & institutional furniture mfg .....	(C)	(D)	(D)	2	-	-	1	-	1	-	-	-	-
<b>42</b>	<b>Wholesale trade</b> .....	<b>311</b>	<b>1 919</b>	<b>8 117</b>	<b>29</b>	<b>17</b>	<b>3</b>	<b>6</b>	<b>2</b>	-	<b>1</b>	-	-	-
421	Wholesale trade, durable goods .....	118	837	3 789	18	11	2	4	1	-	-	-	-	-
422	Wholesale trade, nondurable goods .....	193	1 082	4 328	11	6	1	2	1	-	1	-	-	-
4227	Petroleum & petroleum products whse .....	(C)	(D)	(D)	2	1	-	-	-	-	1	-	-	-
42271	Petroleum bulk stations & terminals .....	(C)	(D)	(D)	1	-	-	-	-	-	1	-	-	-
<b>44-45</b>	<b>Retail trade</b> .....	<b>2 217</b>	<b>10 258</b>	<b>43 678</b>	<b>221</b>	<b>105</b>	<b>56</b>	<b>29</b>	<b>24</b>	<b>4</b>	<b>3</b>	-	-	-
441	Motor vehicle & parts dealers .....	537	3 535	15 257	30	6	10	4	8	1	1	-	-	-
4411	Automobile dealers .....	(E)	(D)	(D)	14	-	1	3	8	1	1	-	-	-
44111	New car dealers .....	411	2 968	12 611	12	-	1	2	7	1	1	-	-	-
441110	New car dealers .....	411	2 968	12 611	12	-	1	2	7	1	1	-	-	-
444	Bldg material & garden equip & supp dealers .....	146	927	3 838	24	10	11	1	2	-	-	-	-	-
4441	Building material & supplies dealers .....	(C)	(D)	(D)	17	5	9	1	2	-	-	-	-	-
445	Food & beverage stores .....	524	1 699	7 038	34	20	2	3	5	3	1	-	-	-
4451	Grocery stores .....	(F)	(D)	(D)	26	13	1	3	5	3	1	-	-	-
44511	Grocery (except convenience) stores .....	465	1 517	6 233	15	4	1	1	5	3	1	-	-	-
445110	Grocery (except convenience) stores .....	465	1 517	6 233	15	4	1	1	5	3	1	-	-	-
446	Health & personal care stores .....	115	580	2 456	12	5	-	5	2	-	-	-	-	-
4461	Health & personal care stores .....	115	580	2 456	12	5	-	5	2	-	-	-	-	-
447	Gasoline stations .....	253	822	3 290	36	10	19	6	1	-	-	-	-	-
4471	Gasoline stations .....	253	822	3 290	36	10	19	6	1	-	-	-	-	-
44711	Gasoline stations with convenience stores ...	(C)	(D)	(D)	28	6	15	6	1	-	-	-	-	-
452	General merchandise stores .....	245	760	3 273	10	4	3	-	2	-	1	-	-	-
4521	Department stores .....	(C)	(D)	(D)	2	-	-	-	1	-	1	-	-	-
45211	Department stores .....	(C)	(D)	(D)	2	-	-	-	1	-	1	-	-	-
454	Nonstore retailers .....	166	1 049	4 795	13	3	2	5	3	-	-	-	-	-
4543	Direct selling establishments .....	(C)	(D)	(D)	12	3	2	4	3	-	-	-	-	-
45431	Fuel dealers .....	(C)	(D)	(D)	11	2	2	4	3	-	-	-	-	-
454311	Heating oil dealers .....	147	960	4 111	9	1	1	4	3	-	-	-	-	-
<b>48-49</b>	<b>Transportation &amp; warehousing</b> .....	<b>448</b>	<b>2 879</b>	<b>12 171</b>	<b>51</b>	<b>30</b>	<b>12</b>	<b>3</b>	<b>3</b>	<b>3</b>	-	-	-	-
484	Truck transportation .....	307	2 290	9 010	42	26	11	2	1	2	-	-	-	-
4841	General freight trucking .....	156	1 253	4 990	10	5	2	1	-	2	-	-	-	-
48412	General freight trucking, long-distance .....	(C)	(D)	(D)	6	4	-	-	-	2	-	-	-	-
4842	Specialized freight trucking .....	151	1 037	4 020	32	21	9	1	1	-	-	-	-	-
<b>51</b>	<b>Information</b> .....	<b>110</b>	<b>907</b>	<b>3 762</b>	<b>17</b>	<b>9</b>	<b>4</b>	<b>3</b>	<b>1</b>	-	-	-	-	-
<b>52</b>	<b>Finance &amp; insurance</b> .....	<b>393</b>	<b>2 592</b>	<b>10 266</b>	<b>43</b>	<b>24</b>	<b>11</b>	<b>4</b>	<b>3</b>	-	<b>1</b>	-	-	-
522	Credit intermediation & related activities .....	(E)	(D)	(D)	23	8	8	3	3	-	1	-	-	-
5221	Depository credit intermediation .....	(E)	(D)	(D)	21	6	8	3	3	-	1	-	-	-
52211	Commercial banking .....	234	1 491	5 876	13	3	6	2	1	-	1	-	-	-
522110	Commercial banking .....	234	1 491	5 876	13	3	6	2	1	-	1	-	-	-
<b>53</b>	<b>Real estate &amp; rental &amp; leasing</b> .....	<b>(C)</b>	<b>(D)</b>	<b>(D)</b>	<b>21</b>	<b>14</b>	<b>6</b>	-	-	<b>1</b>	-	-	-	-

See footnotes at end of table.

**Table 6. Counties—Employees, Payroll, and Establishments by Industry: 2002—Con.**

[Excludes most government employees, railroad employees, and self-employed persons. Size class 1 to 4 includes establishments with payroll, but no employees, during mid-March pay period. (D) denotes figures withheld to avoid disclosing data for individual companies; the data are included in broader industry totals. Detailed industries with 100 or more employees are shown if industry was not a (D). For explanation of terms, abbreviations, and data reliability/comparability, see introductory text]

NAICS code	Industry	Number of employees for week including March 12	Payroll (\$1,000)		Total number of establishments	Number of establishments by employment-size class								
			First quarter	Annual		1 to 4	5 to 9	10 to 19	20 to 49	50 to 99	100 to 249	250 to 499	500 to 999	1,000 or more
<b>COOS—Con.</b>														
<b>54</b>	<b>Professional, scientific &amp; technical services</b> .....	<b>151</b>	<b>994</b>	<b>4 288</b>	<b>43</b>	<b>34</b>	<b>7</b>	<b>1</b>	<b>1</b>	—	—	—	—	—
541	Professional, scientific & technical services.....	151	994	4 288	43	34	7	1	1	—	—	—	—	—
<b>55</b>	<b>Management of companies &amp; enterprises</b> .	<b>(B)</b>	<b>(D)</b>	<b>(D)</b>	<b>4</b>	<b>1</b>	<b>2</b>	—	<b>1</b>	—	—	—	—	—
<b>56</b>	<b>Admin, support, waste mgt, remediation services</b> .....	<b>(C)</b>	<b>(D)</b>	<b>(D)</b>	<b>27</b>	<b>18</b>	<b>4</b>	<b>4</b>	<b>1</b>	—	—	—	—	—
<b>61</b>	<b>Educational services</b> .....	<b>51</b>	<b>377</b>	<b>1 307</b>	<b>6</b>	<b>4</b>	—	<b>1</b>	<b>1</b>	—	—	—	—	—
<b>62</b>	<b>Health care and social assistance</b> .....	<b>2 252</b>	<b>13 988</b>	<b>58 415</b>	<b>105</b>	<b>48</b>	<b>15</b>	<b>21</b>	<b>11</b>	<b>3</b>	<b>6</b>	<b>1</b>	—	—
621	Ambulatory health care services.....	468	3 318	13 715	42	21	7	7	5	2	—	—	—	—
6211	Offices of physicians.....	138	1 587	6 392	13	6	4	1	1	1	—	—	—	—
62111	Offices of physicians.....	138	1 587	6 392	13	6	4	1	1	1	—	—	—	—
621111	Offices of physicians (exc mental health)...	138	1 587	6 392	13	6	4	1	1	1	—	—	—	—
6216	Home health care services.....	(C)	(D)	(D)	4	2	—	—	1	1	—	—	—	—
62161	Home health care services.....	(C)	(D)	(D)	4	2	—	—	1	1	—	—	—	—
622	Hospitals.....	(F)	(D)	(D)	3	—	—	—	—	—	2	1	—	—
6221	General medical & surgical hospitals.....	(F)	(D)	(D)	3	—	—	—	—	—	2	1	—	—
62211	General medical & surgical hospitals.....	(F)	(D)	(D)	3	—	—	—	—	—	2	1	—	—
623	Nursing & residential care facilities.....	482	2 486	10 473	11	1	—	3	4	1	2	—	—	—
6231	Nursing care facilities.....	311	1 578	6 424	3	—	—	—	—	1	2	—	—	—
62311	Nursing care facilities.....	311	1 578	6 424	3	—	—	—	—	1	2	—	—	—
623110	Nursing care facilities.....	311	1 578	6 424	3	—	—	—	—	1	2	—	—	—
6239	Other residential care facilities.....	131	740	3 316	4	—	—	—	4	—	—	—	—	—
62399	Other residential care facilities.....	131	740	3 316	4	—	—	—	4	—	—	—	—	—
623990	Other residential care facilities.....	131	740	3 316	4	—	—	—	4	—	—	—	—	—
624	Social assistance.....	(F)	(D)	(D)	49	26	8	11	2	—	2	—	—	—
6241	Individual & family services.....	(E)	(D)	(D)	26	15	4	4	1	—	2	—	—	—
62412	Services for elderly & disabled persons.....	(E)	(D)	(D)	5	1	2	—	—	—	2	—	—	—
6244	Child day care services.....	106	339	1 226	14	6	3	5	—	—	—	—	—	—
62441	Child day care services.....	106	339	1 226	14	6	3	5	—	—	—	—	—	—
624410	Child day care services.....	106	339	1 226	14	6	3	5	—	—	—	—	—	—
<b>71</b>	<b>Arts, entertainment &amp; recreation</b> .....	<b>602</b>	<b>1 877</b>	<b>9 510</b>	<b>22</b>	<b>16</b>	<b>1</b>	<b>2</b>	<b>1</b>	—	<b>1</b>	<b>1</b>	—	—
713	Amusement, gambling & recreation industries....	(F)	(D)	(D)	17	11	1	2	1	—	1	1	—	—
7139	Other amusement & recreation industries.....	(F)	(D)	(D)	15	10	1	2	—	—	1	1	—	—
71392	Skiing facilities.....	(E)	(D)	(D)	1	—	—	—	—	—	—	1	—	—
71394	Fitness & recreational sports centers.....	(C)	(D)	(D)	4	2	—	1	—	—	1	—	—	—
<b>72</b>	<b>Accommodation &amp; food services</b> .....	<b>1 770</b>	<b>7 875</b>	<b>27 139</b>	<b>123</b>	<b>67</b>	<b>26</b>	<b>15</b>	<b>11</b>	<b>1</b>	<b>1</b>	<b>2</b>	—	—
721	Accommodation.....	1 089	6 418	20 725	49	35	5	2	4	—	1	2	—	—
7211	Traveler accommodation.....	1 072	6 347	20 090	37	24	5	1	4	—	1	2	—	—
72111	Hotels (exc casino hotels) & motels.....	1 055	6 287	19 835	31	19	4	1	4	—	1	2	—	—
721110	Hotels (exc casino hotels) & motels.....	1 055	6 287	19 835	31	19	4	1	4	—	1	2	—	—
722	Food services & drinking places.....	681	1 457	6 414	74	32	21	13	7	1	—	—	—	—
7221	Full-service restaurants.....	445	984	4 400	44	16	14	10	3	1	—	—	—	—
72211	Full-service restaurants.....	445	984	4 400	44	16	14	10	3	1	—	—	—	—
722110	Full-service restaurants.....	445	984	4 400	44	16	14	10	3	1	—	—	—	—
7222	Limited-service eating places.....	(C)	(D)	(D)	24	14	3	3	4	—	—	—	—	—
72221	Limited-service eating places.....	(C)	(D)	(D)	24	14	3	3	4	—	—	—	—	—
<b>81</b>	<b>Other services (except public administration)</b> .....	<b>442</b>	<b>1 614</b>	<b>6 743</b>	<b>92</b>	<b>67</b>	<b>15</b>	<b>6</b>	<b>3</b>	<b>1</b>	—	—	—	—
811	Repair & maintenance.....	186	953	3 983	31	25	3	1	1	1	—	—	—	—
8111	Automotive repair & maintenance.....	(C)	(D)	(D)	28	24	2	1	1	—	—	—	—	—
813	Religious, grantmaking, civic, prof & like organizations.....	183	472	1 974	44	30	10	3	1	—	—	—	—	—
<b>95</b>	<b>Auxiliaries (exc corporate, subsidiary &amp; regional mgt)</b> .....	<b>(A)</b>	<b>(D)</b>	<b>(D)</b>	<b>1</b>	—	<b>1</b>	—	—	—	—	—	—	—
<b>99</b>	<b>Unclassified establishments</b> .....	<b>(A)</b>	<b>(D)</b>	<b>(D)</b>	<b>1</b>	<b>1</b>	—	—	—	—	—	—	—	—
<b>GRAFTON</b>														
	<b>Total</b> .....	<b>48 847</b>	<b>344 333</b>	<b>1 472 934</b>	<b>3 015</b>	<b>1 695</b>	<b>607</b>	<b>374</b>	<b>214</b>	<b>73</b>	<b>36</b>	<b>9</b>	<b>4</b>	<b>3</b>
<b>11</b>	<b>Forestry, fishing, hunting, and agriculture support</b> .....	<b>192</b>	<b>2 010</b>	<b>11 285</b>	<b>31</b>	<b>25</b>	<b>2</b>	<b>1</b>	<b>2</b>	<b>1</b>	—	—	—	—
113	Forestry and logging.....	168	1 880	10 701	22	17	2	—	2	1	—	—	—	—
1131	Timber tract operations.....	(C)	(D)	(D)	2	—	—	—	1	1	—	—	—	—
11311	Timber tract operations.....	(C)	(D)	(D)	2	—	—	—	1	1	—	—	—	—
<b>21</b>	<b>Mining</b> .....	<b>51</b>	<b>281</b>	<b>2 053</b>	<b>8</b>	<b>5</b>	<b>2</b>	—	<b>1</b>	—	—	—	—	—
<b>22</b>	<b>Utilities</b> .....	<b>262</b>	<b>4 174</b>	<b>14 433</b>	<b>16</b>	<b>8</b>	<b>3</b>	<b>2</b>	<b>2</b>	—	<b>1</b>	—	—	—
221	Utilities.....	262	4 174	14 433	16	8	3	2	2	—	1	—	—	—
2211	Elec pwr generation, transmsn & distribution ...	(E)	(D)	(D)	13	5	3	2	2	—	1	—	—	—
22112	Electric pwr transmsn, control & distribution ...	(C)	(D)	(D)	8	3	3	—	1	—	1	—	—	—

See footnotes at end of table.



**Table 6. Counties—Employees, Payroll, and Establishments by Industry: 2002—Con.**

[Excludes most government employees, railroad employees, and self-employed persons. Size class 1 to 4 includes establishments with payroll, but no employees, during mid-March pay period. (D) denotes figures withheld to avoid disclosing data for individual companies; the data are included in broader industry totals. Detailed industries with 100 or more employees are shown if industry was not a (D). For explanation of terms, abbreviations, and data reliability/comparability, see introductory text]

NAICS code	Industry	Number of employees for week including March 12	Payroll (\$1,000)		Total number of establishments	Number of establishments by employment-size class								
			First quarter	Annual		1 to 4	5 to 9	10 to 19	20 to 49	50 to 99	100 to 249	250 to 499	500 to 999	1,000 or more
<b>GRAFTON—Con.</b>														
<b>23</b>	<b>Construction</b>	<b>1 482</b>	<b>10 230</b>	<b>54 373</b>	<b>288</b>	<b>212</b>	<b>40</b>	<b>21</b>	<b>10</b>	<b>5</b>	—	—	—	—
233	Building, developing & general contracting	773	5 489	24 882	101	69	11	12	5	4	—	—	—	—
2332	Residential building construction	(E)	(D)	(D)	89	65	11	8	4	1	—	—	—	—
23321	Single-family housing construction	412	2 682	11 989	85	63	11	8	2	1	—	—	—	—
233210	Single-family housing construction	412	2 682	11 989	85	63	11	8	2	1	—	—	—	—
2333	Nonresidential building construction	297	2 355	10 699	11	3	—	4	1	3	—	—	—	—
23332	Commercial & institutional bldg construction	297	2 355	10 699	11	3	—	4	1	3	—	—	—	—
233320	Commercial & institutional bldg construction	297	2 355	10 699	11	3	—	4	1	3	—	—	—	—
234	Heavy construction	180	1 450	11 056	22	12	4	4	1	1	—	—	—	—
2349	Other heavy construction	109	812	6 287	13	7	3	2	—	1	—	—	—	—
23491	Water, sewer & pipeline construction	100	764	5 798	5	—	2	2	—	1	—	—	—	—
234910	Water, sewer & pipeline construction	100	764	5 798	5	—	2	2	—	1	—	—	—	—
235	Special trade contractors	529	3 291	18 435	165	131	25	5	4	—	—	—	—	—
2351	Plumbing, heating & AC contractor	167	1 091	5 246	45	32	11	1	1	—	—	—	—	—
23511	Plumbing, heating & AC contractor	167	1 091	5 246	45	32	11	1	1	—	—	—	—	—
235110	Plumbing, heating & AC contractor	167	1 091	5 246	45	32	11	1	1	—	—	—	—	—
2353	Electrical contractors	109	819	3 714	22	15	4	2	1	—	—	—	—	—
23531	Electrical contractors	109	819	3 714	22	15	4	2	1	—	—	—	—	—
235310	Electrical contractors	109	819	3 714	22	15	4	2	1	—	—	—	—	—
2359	Other special trade contractors	115	675	4 707	46	41	4	—	1	—	—	—	—	—
23593	Excavation contractors	110	658	4 274	39	34	4	—	1	—	—	—	—	—
235930	Excavation contractors	110	658	4 274	39	34	4	—	1	—	—	—	—	—
<b>31-33</b>	<b>Manufacturing</b>	<b>5 405</b>	<b>47 390</b>	<b>191 082</b>	<b>131</b>	<b>44</b>	<b>21</b>	<b>20</b>	<b>19</b>	<b>14</b>	<b>9</b>	<b>3</b>	<b>1</b>	—
316	Leather & allied product mfg	(C)	(D)	(D)	2	—	1	—	—	—	1	—	—	—
3162	Footwear mfg	(C)	(D)	(D)	1	—	—	—	—	—	1	—	—	—
31621	Footwear mfg	(C)	(D)	(D)	1	—	—	—	—	—	1	—	—	—
321	Wood product mfg	499	3 532	14 714	23	6	4	6	4	2	1	—	—	—
3211	Sawmills & wood preservation	175	1 193	5 018	10	3	2	3	1	1	—	—	—	—
32111	Sawmills & wood preservation	175	1 193	5 018	10	3	2	3	1	1	—	—	—	—
321113	Sawmills	175	1 193	5 018	10	3	2	3	1	1	—	—	—	—
3219	Other wood product mfg	(E)	(D)	(D)	12	3	2	2	3	1	1	—	—	—
32191	Millwork	129	1 196	4 949	5	1	—	2	1	1	—	—	—	—
32199	All other wood product mfg	(C)	(D)	(D)	6	1	2	—	2	—	1	—	—	—
323	Printing & related support activities	549	4 811	18 683	18	6	3	4	3	1	—	1	—	—
3231	Printing & related support activities	549	4 811	18 683	18	6	3	4	3	1	—	1	—	—
32311	Printing	(F)	(D)	(D)	17	6	3	4	2	1	—	1	—	—
323110	Commercial lithographic printing	482	4 465	17 157	8	—	1	3	2	1	—	1	—	—
332	Fabricated metal product mfg	921	10 310	36 162	16	4	3	3	3	2	—	—	1	—
3323	Architectural & structural metals mfg	116	1 070	3 925	4	—	—	2	1	1	—	—	—	—
3329	Other fabricated metal product mfg	(F)	(D)	(D)	2	—	—	—	1	—	—	—	1	—
33299	All other fabricated metal product mfg	(F)	(D)	(D)	2	—	—	—	1	—	—	—	1	—
333	Machinery mfg	1 270	14 380	61 768	14	2	1	2	3	3	2	1	—	—
3332	Industrial machinery mfg	(E)	(D)	(D)	3	—	—	1	1	—	1	—	—	—
33329	Other industrial machinery mfg	(E)	(D)	(D)	3	—	—	1	1	—	1	—	—	—
3335	Metalworking machinery mfg	102	822	4 248	4	2	—	1	—	1	—	—	—	—
33351	Metalworking machinery mfg	102	822	4 248	4	2	—	1	—	1	—	—	—	—
3339	Other general purpose machinery mfg	(F)	(D)	(D)	3	—	—	—	—	1	1	1	—	—
33399	All other general purpose machinery mfg	(F)	(D)	(D)	3	—	—	—	—	1	1	1	—	—
335	Electrical equip, appliance & component mfg	1 008	6 957	26 291	6	—	1	—	—	1	3	1	—	—
3351	Electric lighting equipment mfg	(C)	(D)	(D)	1	—	—	—	—	—	1	—	—	—
33512	Lighting fixture mfg	(C)	(D)	(D)	1	—	—	—	—	—	1	—	—	—
3353	Electrical equipment mfg	(C)	(D)	(D)	2	—	1	—	—	—	1	—	—	—
33531	Electrical equipment mfg	(C)	(D)	(D)	2	—	1	—	—	—	1	—	—	—
3359	Other electrical equipment & component mfg	(F)	(D)	(D)	3	—	—	—	—	1	1	1	—	—
33592	Communication & energy wire & cable mfg	(E)	(D)	(D)	2	—	—	—	—	1	—	1	—	—
33593	Wiring device mfg	(C)	(D)	(D)	1	—	—	—	—	—	1	—	—	—
337	Furniture & related product mfg	(C)	(D)	(D)	10	6	—	1	2	—	1	—	—	—
3371	HH & institutional furniture & kitchen cabinet mfg	(C)	(D)	(D)	9	5	—	1	2	—	1	—	—	—
33712	Household & institutional furniture mfg	(C)	(D)	(D)	8	4	—	1	2	—	1	—	—	—
339	Miscellaneous mfg	266	1 600	8 324	9	5	1	1	1	—	1	—	—	—
3399	Other miscellaneous mfg	(C)	(D)	(D)	7	4	1	1	—	—	1	—	—	—
33999	All other misc mfg	(C)	(D)	(D)	3	1	1	—	—	—	1	—	—	—
<b>42</b>	<b>Wholesale trade</b>	<b>1 004</b>	<b>12 113</b>	<b>55 095</b>	<b>114</b>	<b>61</b>	<b>23</b>	<b>15</b>	<b>11</b>	<b>4</b>	—	—	—	—
421	Wholesale trade, durable goods	716	7 783	37 188	80	42	19	8	8	3	—	—	—	—
4214	Professional & commercial equip & supp whse	114	1 705	13 968	13	6	3	2	2	—	—	—	—	—
4218	Machinery, equipment & supplies whse	197	1 538	6 944	15	7	2	3	2	1	—	—	—	—
42183	Industrial machinery & equipment whse	(C)	(D)	(D)	5	1	—	2	1	1	—	—	—	—
4219	Miscellaneous durable goods whse	196	2 714	8 984	19	10	4	1	3	1	—	—	—	—
42191	Sporting & recreational goods & supply whse	166	2 531	7 912	8	2	1	1	3	1	—	—	—	—
421910	Sporting & recreational goods & supply whse	166	2 531	7 912	8	2	1	1	3	1	—	—	—	—
422	Wholesale trade, nondurable goods	288	4 330	17 907	34	19	4	7	3	1	—	—	—	—

See footnotes at end of table.

**Table 6. Counties—Employees, Payroll, and Establishments by Industry: 2002—Con.**

[Excludes most government employees, railroad employees, and self-employed persons. Size class 1 to 4 includes establishments with payroll, but no employees, during mid-March pay period. (D) denotes figures withheld to avoid disclosing data for individual companies; the data are included in broader industry totals. Detailed industries with 100 or more employees are shown if industry was not a (D). For explanation of terms, abbreviations, and data reliability/comparability, see introductory text]

NAICS code	Industry	Number of employees for week including March 12	Payroll (\$1,000)		Total number of establishments	Number of establishments by employment-size class								
			First quarter	Annual		1 to 4	5 to 9	10 to 19	20 to 49	50 to 99	100 to 249	250 to 499	500 to 999	1,000 or more
<b>GRAFTON—Con.</b>														
<b>44-45</b>	<b>Retail trade</b>	<b>7 365</b>	<b>37 142</b>	<b>160 764</b>	<b>586</b>	<b>259</b>	<b>161</b>	<b>100</b>	<b>42</b>	<b>13</b>	<b>8</b>	<b>3</b>		
441	Motor vehicle & parts dealers	717	5 196	23 539	67	28	18	11	9	1				
4411	Automobile dealers	429	3 407	15 211	22	6	4	3	8	1				
44111	New car dealers	407	3 300	14 535	16	2	2	3	8	1				
441110	New car dealers	407	3 300	14 535	16	2	2	3	8	1				
4413	Automotive parts, accessories & tire stores	227	1 336	5 759	34	16	12	5	1					
44131	Automotive parts, accessories & tire stores	178	980	4 158	25	11	9	4	1					
441310	Automotive parts, accessories & tire stores	178	980	4 158	25	11	9	4	1					
442	Furniture & home furnishing stores	268	1 345	7 399	37	17	8	12						
4421	Furniture stores	100	587	3 077	12	5	2	5						
44211	Furniture stores	100	587	3 077	12	5	2	5						
442110	Furniture stores	100	587	3 077	12	5	2	5						
4422	Home furnishings stores	168	758	4 322	25	12	6	7						
44229	Other home furnishings stores	104	415	2 378	17	9	3	5						
442299	All other home furnishings stores	104	415	2 378	17	9	3	5						
443	Electronics & appliance stores	127	736	3 063	23	13	7	2	1					
4431	Electronics & appliance stores	127	736	3 063	23	13	7	2	1					
444	Bldg material & garden equip & supp dealers	495	3 459	15 247	70	30	23	11	6					
4441	Building material & supplies dealers	408	2 975	12 997	53	20	18	10	5					
44413	Hardware stores	107	823	2 324	17	4	10	3						
444130	Hardware stores	107	823	2 324	17	4	10	3						
44419	Other building material dealers	238	1 861	9 307	28	13	6	5	4					
444190	Other building material dealers	238	1 861	9 307	28	13	6	5	4					
445	Food & beverage stores	1 852	7 703	32 041	64	23	17	7	7	4	4	2		
4451	Grocery stores	1 748	7 202	29 903	46	12	12	6	6	4	4	2		
44511	Grocery (except convenience) stores	1 649	6 858	28 495	29	5	4	4	6	4	4	2		
445110	Grocery (except convenience) stores	1 649	6 858	28 495	29	5	4	4	6	4	4	2		
446	Health & personal care stores	320	1 899	8 245	28	14	1	10	1	2				
4461	Health & personal care stores	320	1 899	8 245	28	14	1	10	1	2				
44611	Pharmacies & drug stores	222	1 162	5 014	15	3	1	9	1	1				
446110	Pharmacies & drug stores	222	1 162	5 014	15	3	1	9	1	1				
447	Gasoline stations	527	2 276	9 417	57	13	24	16	4					
4471	Gasoline stations	527	2 276	9 417	57	13	24	16	4					
44711	Gasoline stations with convenience stores	444	1 963	8 082	41	4	20	13	4					
447110	Gasoline stations with convenience stores	444	1 963	8 082	41	4	20	13	4					
448	Clothing & clothing accessories stores	422	1 453	6 026	58	25	22	6	5					
4481	Clothing stores	326	1 103	4 439	36	13	13	5	5					
44814	Family clothing stores	190	698	2 763	14	4	2	4	4					
448140	Family clothing stores	190	698	2 763	14	4	2	4	4					
451	Sporting goods, hobby, book & music stores	463	2 326	8 524	55	25	15	11	3	1				
4511	Sporting goods, hobby, musical instrument stores	261	1 599	5 038	37	16	12	8	1					
45111	Sporting goods stores	204	1 410	4 140	25	10	7	7	1					
451110	Sporting goods stores	204	1 410	4 140	25	10	7	7	1					
4512	Book, periodical & music stores	202	727	3 486	18	9	3	3	2	1				
45121	Book stores & news dealers	177	666	3 257	14	6	3	2	2	1				
452	General merchandise stores	961	4 029	18 880	26	8	6	3	2	4	3			
4521	Department stores	853	3 611	15 013	8				1	4	3			
45211	Department stores	853	3 611	15 013	8				1	4	3			
452110	Department stores	853	3 611	15 013	8				1	4	3			
4529	Other general merchandise stores	108	418	3 867	18	8	6	3	1					
453	Miscellaneous store retailers	360	1 225	5 184	74	50	13	9	2					
4532	Office supplies, stationery & gift stores	159	437	1 862	23	13	4	5	1					
4539	Other miscellaneous store retailers	101	532	2 267	19	10	6	2	1					
454	Nonstore retailers	853	5 495	23 199	27	13	7	2	2	1	1	1		
4541	Electronic shopping & mail-order houses	(F)	(D)	(D)	6	4					1	1		
45411	Electronic shopping & mail-order houses	(F)	(D)	(D)	6	4					1	1		
4543	Direct selling establishments	(C)	(D)	(D)	20	9	6	2	2	1				
45431	Fuel dealers	180	1 698	5 896	16	8	4	1	2	1				
454311	Heating oil dealers	159	1 492	5 172	13	7	2	1	2	1				
<b>48-49</b>	<b>Transportation &amp; warehousing</b>	<b>729</b>	<b>3 644</b>	<b>15 371</b>	<b>83</b>	<b>47</b>	<b>18</b>	<b>9</b>	<b>7</b>	<b>1</b>	<b>1</b>			
484	Truck transportation	438	2 377	10 252	47	26	9	7	4		1			
4841	General freight trucking	232	1 127	4 804	13	7	1	3	1		1			
48412	General freight trucking, long-distance	220	1 090	4 587	8	2	1	3	1		1			
4842	Specialized freight trucking	206	1 250	5 448	34	19	8	4	3					
485	Transit & ground passenger transportation	147	424	1 719	16	8	6		1	1				
<b>51</b>	<b>Information</b>	<b>1 359</b>	<b>15 091</b>	<b>58 595</b>	<b>82</b>	<b>43</b>	<b>18</b>	<b>11</b>	<b>7</b>		<b>2</b>		<b>1</b>	
511	Publishing industries	1 034	13 114	50 424	29	12	6	6	2		2		1	
5111	Newspaper, periodical, book, database publishers	237	1 734	6 878	16	7	3	4	1		1			
51111	Newspaper publishers	167	1 215	4 621	11	5	3	2			1			
511110	Newspaper publishers	167	1 215	4 621	11	5	3	2			1			
5112	Software publishers	797	11 380	43 546	13	5	3	2	1		1		1	
51121	Software publishers	797	11 380	43 546	13	5	3	2	1		1		1	
511210	Software publishers	797	11 380	43 546	13	5	3	2	1		1		1	
513	Broadcasting & telecommunications	201	1 546	6 353	27	14	7	3	3					

See footnotes at end of table.

**Table 6. Counties—Employees, Payroll, and Establishments by Industry: 2002—Con.**

[Excludes most government employees, railroad employees, and self-employed persons. Size class 1 to 4 includes establishments with payroll, but no employees, during mid-March pay period. (D) denotes figures withheld to avoid disclosing data for individual companies; the data are included in broader industry totals. Detailed industries with 100 or more employees are shown if industry was not a (D). For explanation of terms, abbreviations, and data reliability/comparability, see introductory text]

NAICS code	Industry	Number of employees for week including March 12	Payroll (\$1,000)		Total number of establishments	Number of establishments by employment-size class								
			First quarter	Annual		1 to 4	5 to 9	10 to 19	20 to 49	50 to 99	100 to 249	250 to 499	500 to 999	1,000 or more
<b>GRAFTON—Con.</b>														
<b>52</b>	<b>Finance &amp; insurance</b>	<b>990</b>	<b>11 463</b>	<b>41 078</b>	<b>138</b>	<b>71</b>	<b>42</b>	<b>18</b>	<b>5</b>	<b>2</b>	—	—	—	—
522	Credit intermediation & related activities	624	5 836	21 550	63	21	27	10	3	2	—	—	—	—
5221	Depository credit intermediation	604	5 552	20 409	55	14	26	10	3	2	—	—	—	—
52211	Commercial banking	223	1 794	7 393	24	9	11	3	—	1	—	—	—	—
522110	Commercial banking	223	1 794	7 393	24	9	11	3	—	1	—	—	—	—
52212	Savings institutions	360	3 620	12 465	27	3	13	7	3	1	—	—	—	—
522120	Savings institutions	360	3 620	12 465	27	3	13	7	3	1	—	—	—	—
523	Security, commodity contracts & like activity	(C)	(D)	(D)	28	21	3	3	1	—	—	—	—	—
524	Insurance carriers & related activities	(C)	(D)	(D)	47	29	12	5	1	—	—	—	—	—
5242	Agencies & other insurance related activities	189	1 628	7 386	42	27	11	4	—	—	—	—	—	—
52421	Insurance agencies & brokerages	(C)	(D)	(D)	40	26	10	4	—	—	—	—	—	—
<b>53</b>	<b>Real estate &amp; rental &amp; leasing</b>	<b>523</b>	<b>2 837</b>	<b>15 526</b>	<b>123</b>	<b>92</b>	<b>18</b>	<b>11</b>	<b>1</b>	<b>1</b>	—	—	—	—
531	Real estate	355	2 074	9 622	92	77	8	5	1	1	—	—	—	—
5311	Lessors of real estate	122	800	3 972	32	26	2	4	—	—	—	—	—	—
5313	Activities related to real estate	142	694	2 897	28	23	3	—	1	1	—	—	—	—
53131	Real estate property managers	123	516	2 140	18	14	2	—	1	1	—	—	—	—
531311	Residential property managers	106	422	1 703	11	8	1	—	1	1	—	—	—	—
532	Rental & leasing services	168	763	5 904	31	15	10	6	—	—	—	—	—	—
5322	Consumer goods rental	102	311	990	17	7	6	4	—	—	—	—	—	—
<b>54</b>	<b>Professional, scientific &amp; technical services</b>	<b>1 403</b>	<b>14 675</b>	<b>66 698</b>	<b>263</b>	<b>184</b>	<b>41</b>	<b>27</b>	<b>7</b>	<b>3</b>	<b>1</b>	—	—	—
541	Professional, scientific & technical services	1 403	14 675	66 698	263	184	41	27	7	3	1	—	—	—
5411	Legal services	240	2 568	10 262	68	46	17	4	1	—	—	—	—	—
54111	Offices of lawyers	(C)	(D)	(D)	67	45	17	4	1	—	—	—	—	—
5412	Accounting, tax prep, bookkeep, payroll services	239	1 542	6 929	41	29	4	5	3	—	—	—	—	—
54121	Accounting, tax prep, bookkeep, payroll services	239	1 542	6 929	41	29	4	5	3	—	—	—	—	—
541211	Offices of certified public accountants	117	1 121	5 322	20	14	2	2	—	—	—	—	—	—
5413	Architectural, engineering & related services	284	3 467	17 730	34	21	6	5	1	—	1	—	—	—
54133	Engineering services	202	2 550	13 393	15	7	3	3	1	—	1	—	—	—
541330	Engineering services	202	2 550	13 393	15	7	3	3	1	—	1	—	—	—
5415	Computer systems design & related services	224	3 172	13 064	32	23	1	5	2	1	—	—	—	—
54151	Computer systems design & related services	224	3 172	13 064	32	23	1	5	2	1	—	—	—	—
541512	Computer systems design services	106	1 595	6 643	13	9	1	2	—	1	—	—	—	—
5417	Scientific R&D services	141	1 823	9 021	12	8	1	2	—	1	—	—	—	—
54171	R&D in physical, engineering & life sciences	(C)	(D)	(D)	10	6	1	2	—	1	—	—	—	—
5419	Oth professional, scientific, technical services	120	639	2 967	26	15	8	3	—	—	—	—	—	—
<b>55</b>	<b>Management of companies &amp; enterprises</b>	<b>243</b>	<b>1 917</b>	<b>8 242</b>	<b>13</b>	<b>7</b>	<b>1</b>	<b>1</b>	<b>2</b>	<b>2</b>	—	—	—	—
551	Management of companies & enterprises	243	1 917	8 242	13	7	1	1	2	2	—	—	—	—
5511	Management of companies & enterprises	243	1 917	8 242	13	7	1	1	2	2	—	—	—	—
55111	Management of companies & enterprises	243	1 917	8 242	13	7	1	1	2	2	—	—	—	—
<b>56</b>	<b>Admin, support, waste mgt, remediation services</b>	<b>1 000</b>	<b>5 433</b>	<b>24 290</b>	<b>125</b>	<b>84</b>	<b>25</b>	<b>8</b>	<b>6</b>	<b>1</b>	—	<b>1</b>	—	—
561	Administrative & support services	(F)	(D)	(D)	110	74	21	7	6	1	—	1	—	—
5611	Office administrative services	472	2 733	12 021	9	3	2	1	2	—	—	1	—	—
56111	Office administrative services	472	2 733	12 021	9	3	2	1	2	—	—	1	—	—
561110	Office administrative services	472	2 733	12 021	9	3	2	1	2	—	—	1	—	—
5613	Employment services	(C)	(D)	(D)	6	3	—	1	1	1	—	—	—	—
5615	Travel arrangement & reservation services	100	554	2 025	16	8	6	1	1	—	—	—	—	—
5617	Services to buildings & dwellings	170	784	4 294	61	47	11	2	1	—	—	—	—	—
<b>61</b>	<b>Educational services</b>	<b>10 406</b>	<b>60 048</b>	<b>274 785</b>	<b>44</b>	<b>22</b>	<b>7</b>	<b>6</b>	<b>4</b>	<b>1</b>	<b>3</b>	—	—	<b>1</b>
611	Educational services	10 406	60 048	274 785	44	22	7	6	4	1	3	—	—	1
6111	Elementary & secondary schools	(F)	(D)	(D)	10	2	—	1	3	1	3	—	—	—
61111	Elementary & secondary schools	(F)	(D)	(D)	10	2	—	1	3	1	3	—	—	—
6113	Colleges, universities & professional schools	(I)	(D)	(D)	1	—	—	—	—	—	—	—	—	1
61131	Colleges, universities & professional schools	(I)	(D)	(D)	1	—	—	—	—	—	—	—	—	1
6116	Other schools & instruction	(C)	(D)	(D)	22	15	2	5	—	—	—	—	—	—
<b>62</b>	<b>Health care and social assistance</b>	<b>8 557</b>	<b>87 042</b>	<b>356 042</b>	<b>263</b>	<b>128</b>	<b>64</b>	<b>39</b>	<b>15</b>	<b>6</b>	<b>7</b>	<b>2</b>	—	<b>2</b>
621	Ambulatory health care services	2 304	32 784	120 378	140	69	36	24	7	3	—	—	—	1
6211	Offices of physicians	260	2 740	12 629	51	35	7	7	2	—	—	—	—	—
62111	Offices of physicians	260	2 740	12 629	51	35	7	7	2	—	—	—	—	—
621111	Offices of physicians (exc mental health)	260	2 740	12 629	51	35	7	7	2	—	—	—	—	—
6212	Offices of dentists	311	2 309	10 662	38	6	21	10	1	—	—	—	—	—
62121	Offices of dentists	311	2 309	10 662	38	6	21	10	1	—	—	—	—	—
621210	Offices of dentists	311	2 309	10 662	38	6	21	10	1	—	—	—	—	—
6213	Offices of other health practitioners	(C)	(D)	(D)	27	20	4	3	—	—	—	—	—	—
6214	Outpatient care centers	(G)	(D)	(D)	10	3	2	2	1	1	—	—	—	1
62149	Other outpatient care centers	(G)	(D)	(D)	5	2	1	—	1	—	—	—	—	1
6216	Home health care services	223	1 154	5 151	8	2	1	1	2	2	—	—	—	—
62161	Home health care services	223	1 154	5 151	8	2	1	1	2	2	—	—	—	—
621610	Home health care services	223	1 154	5 151	8	2	1	1	2	2	—	—	—	—
622	Hospitals	4 713	46 716	203 301	7	—	1	—	—	—	3	2	—	1
6221	General medical & surgical hospitals	4 713	46 716	203 301	7	—	1	—	—	—	3	2	—	1
62211	General medical & surgical hospitals	4 713	46 716	203 301	7	—	1	—	—	—	3	2	—	1
622110	General medical & surgical hospitals	4 713	46 716	203 301	7	—	1	—	—	—	3	2	—	1

See footnotes at end of table.

**Table 6. Counties—Employees, Payroll, and Establishments by Industry: 2002—Con.**

[Excludes most government employees, railroad employees, and self-employed persons. Size class 1 to 4 includes establishments with payroll, but no employees, during mid-March pay period. (D) denotes figures withheld to avoid disclosing data for individual companies; the data are included in broader industry totals. Detailed industries with 100 or more employees are shown if industry was not a (D). For explanation of terms, abbreviations, and data reliability/comparability, see introductory text]

NAICS code	Industry	Number of employees for week including March 12	Payroll (\$1,000)		Total number of establishments	Number of establishments by employment-size class									
			First quarter	Annual		1 to 4	5 to 9	10 to 19	20 to 49	50 to 99	100 to 249	250 to 499	500 to 999	1,000 or more	
<b>GRAFTON—Con.</b>															
<b>62 Health care and social assistance—Con.</b>															
623	Nursing & residential care facilities .....	820	4 412	19 428	24	9	5	1	4	2	3	—	—	—	
6231	Nursing care facilities .....	602	3 248	14 248	7	1	1	—	1	1	3	—	—	—	
62311	Nursing care facilities .....	602	3 248	14 248	7	1	1	—	1	1	3	—	—	—	
623110	Nursing care facilities .....	602	3 248	14 248	7	1	1	—	1	1	3	—	—	—	
6239	Other residential care facilities .....	103	678	2 899	3	—	—	1	1	1	—	—	—	—	
62399	Other residential care facilities .....	103	678	2 899	3	—	—	1	1	1	—	—	—	—	
623990	Other residential care facilities .....	103	678	2 899	3	—	—	1	1	1	—	—	—	—	
624	Social assistance .....	720	3 130	12 935	92	50	22	14	4	1	1	—	—	—	
6241	Individual & family services .....	496	2 258	9 491	44	21	10	8	3	1	1	—	—	—	
62412	Services for elderly & disabled persons .....	297	1 328	5 646	14	5	4	2	1	1	1	—	—	—	
624120	Services for elderly & disabled persons .....	297	1 328	5 646	14	5	4	2	1	1	1	—	—	—	
62419	Other individual & family services .....	143	690	2 822	17	7	4	4	2	—	—	—	—	—	
624190	Other individual & family services .....	143	690	2 822	17	7	4	4	2	—	—	—	—	—	
6244	Child day care services .....	188	715	2 796	41	25	10	5	1	—	—	—	—	—	
62441	Child day care services .....	188	715	2 796	41	25	10	5	1	—	—	—	—	—	
624410	Child day care services .....	188	715	2 796	41	25	10	5	1	—	—	—	—	—	
71	<b>Arts, entertainment &amp; recreation .....</b>	<b>1 199</b>	<b>4 221</b>	<b>19 657</b>	<b>62</b>	<b>39</b>	<b>12</b>	<b>5</b>	<b>2</b>	<b>2</b>	<b>1</b>	—	<b>1</b>	—	
713	Amusement, gambling & recreation industries .....	1 137	3 836	13 411	45	26	9	5	1	2	1	—	1	—	
7139	Other amusement & recreation industries .....	(G)	(D)	(D)	43	25	8	5	1	2	1	—	1	—	
71392	Skiing facilities .....	(F)	(D)	(D)	3	1	—	—	—	1	—	—	1	—	
71394	Fitness & recreational sports centers .....	283	766	3 233	16	6	4	4	—	1	1	—	—	—	
713940	Fitness & recreational sports centers .....	283	766	3 233	16	6	4	4	—	1	1	—	—	—	
72	<b>Accommodation &amp; food services .....</b>	<b>5 160</b>	<b>17 147</b>	<b>72 871</b>	<b>343</b>	<b>150</b>	<b>58</b>	<b>54</b>	<b>63</b>	<b>15</b>	<b>2</b>	—	<b>1</b>	—	
721	Accommodation .....	1 814	7 045	30 141	126	74	20	16	9	5	1	—	1	—	
7211	Traveler accommodation .....	1 725	6 425	24 618	93	48	15	14	9	5	1	—	1	—	
72111	Hotels (exc casino hotels) & motels .....	1 486	5 868	22 009	59	25	10	11	7	4	1	—	1	—	
721110	Hotels (exc casino hotels) & motels .....	1 486	5 868	22 009	59	25	10	11	7	4	1	—	1	—	
72119	Other traveler accommodation .....	239	557	2 609	34	23	5	3	2	1	—	—	—	—	
721191	Bed & breakfast inns .....	195	424	1 851	27	18	5	2	1	1	—	—	—	—	
722	Food services & drinking places .....	3 346	10 102	42 730	217	76	38	38	54	10	1	—	—	—	
7221	Full-service restaurants .....	2 086	6 826	28 355	113	30	22	20	33	8	—	—	—	—	
72211	Full-service restaurants .....	2 086	6 826	28 355	113	30	22	20	33	8	—	—	—	—	
722110	Full-service restaurants .....	2 086	6 826	28 355	113	30	22	20	33	8	—	—	—	—	
7222	Limited-service eating places .....	1 060	2 746	12 086	88	38	15	15	18	1	1	—	—	—	
72221	Limited-service eating places .....	1 060	2 746	12 086	88	38	15	15	18	1	1	—	—	—	
722211	Limited-service restaurants .....	889	2 239	9 638	60	19	13	11	15	1	1	—	—	—	
7223	Special food services .....	147	322	1 502	13	8	—	3	1	1	—	—	—	—	
72231	Food service contractors .....	(C)	(D)	(D)	12	7	—	3	1	1	—	—	—	—	
81	<b>Other services (except public administration) .....</b>	<b>1 494</b>	<b>6 930</b>	<b>28 064</b>	<b>290</b>	<b>204</b>	<b>50</b>	<b>25</b>	<b>8</b>	<b>2</b>	<b>1</b>	—	—	—	
811	Repair & maintenance .....	246	1 483	5 853	79	59	16	3	1	—	—	—	—	—	
8111	Automotive repair & maintenance .....	187	1 025	4 084	61	45	14	2	—	—	—	—	—	—	
81111	Automotive mechanical & electrical R&M .....	109	590	2 414	43	37	5	1	—	—	—	—	—	—	
811111	General automotive repair .....	102	544	2 182	40	34	5	1	—	—	—	—	—	—	
812	Personal & laundry services .....	523	2 492	10 934	86	62	10	12	—	1	1	—	—	—	
8121	Personal care services .....	177	589	2 589	46	32	8	6	—	—	—	—	—	—	
81211	Hair, nail & skin care services .....	149	549	2 393	42	31	6	5	—	—	—	—	—	—	
8123	Drycleaning & laundry services .....	281	1 530	6 604	17	10	1	4	—	1	1	—	—	—	
81233	Linen & uniform supply .....	(C)	(D)	(D)	3	1	—	—	—	1	1	—	—	—	
813	Religious, grantmaking, civic, prof & like organizations .....	725	2 955	11 277	125	83	24	10	7	1	—	—	—	—	
8131	Religious organizations .....	249	739	3 080	60	42	15	2	1	—	—	—	—	—	
81311	Religious organizations .....	249	739	3 080	60	42	15	2	1	—	—	—	—	—	
813110	Religious organizations .....	249	739	3 080	60	42	15	2	1	—	—	—	—	—	
8139	Business, labor, political, like organizations .....	309	1 447	5 118	31	19	3	3	5	1	—	—	—	—	
81399	Oth similar organizations (exc business, prof, labor, pol) .....	285	1 313	4 519	18	7	2	3	5	1	—	—	—	—	
813990	Oth similar organizations (exc business, prof, labor, pol) .....	285	1 313	4 519	18	7	2	3	5	1	—	—	—	—	
95	<b>Auxiliaries (exc corporate, subsidiary &amp; regional mgt) .....</b>	<b>22</b>	<b>543</b>	<b>2 423</b>	<b>4</b>	<b>2</b>	<b>1</b>	<b>1</b>	—	—	—	—	—	—	
99	<b>Unclassified establishments .....</b>	<b>1</b>	<b>2</b>	<b>207</b>	<b>8</b>	<b>8</b>	—	—	—	—	—	—	—	—	
<b>HILLSBOROUGH</b>															
<b>Total .....</b>		<b>176 136</b>	<b>1 614 322</b>	<b>6 683 267</b>	<b>10 869</b>	<b>5 593</b>	<b>2 109</b>	<b>1 451</b>	<b>1 103</b>	<b>345</b>	<b>194</b>	<b>52</b>	<b>13</b>	<b>9</b>	
11	<b>Forestry, fishing, hunting, and agriculture support .....</b>	<b>97</b>	<b>669</b>	<b>2 844</b>	<b>24</b>	<b>18</b>	<b>4</b>	<b>1</b>	<b>1</b>	—	—	—	—	—	
21	<b>Mining .....</b>	<b>257</b>	<b>2 621</b>	<b>10 196</b>	<b>7</b>	<b>4</b>	—	—	<b>1</b>	<b>1</b>	<b>1</b>	—	—	—	
212	Mining (except oil & gas) .....	257	2 621	10 196	7	4	—	—	1	1	1	—	—	—	
2123	Nonmetallic mineral mining & quarrying .....	257	2 621	10 196	7	4	—	—	1	1	1	—	—	—	
21232	Sand, gravel, clay, refractory minerals mining .....	(E)	(D)	(D)	5	2	—	—	1	1	1	—	—	—	

See footnotes at end of table.

**Table 6. Counties—Employees, Payroll, and Establishments by Industry: 2002—Con.**

[Excludes most government employees, railroad employees, and self-employed persons. Size class 1 to 4 includes establishments with payroll, but no employees, during mid-March pay period. (D) denotes figures withheld to avoid disclosing data for individual companies; the data are included in broader industry totals. Detailed industries with 100 or more employees are shown if industry was not a (D). For explanation of terms, abbreviations, and data reliability/comparability, see introductory text]

NAICS code	Industry	Number of employees for week including March 12	Payroll (\$1,000)		Total number of establishments	Number of establishments by employment-size class								
			First quarter	Annual		1 to 4	5 to 9	10 to 19	20 to 49	50 to 99	100 to 249	250 to 499	500 to 999	1,000 or more
<b>HILLSBOROUGH—Con.</b>														
<b>22</b>	<b>Utilities</b>	<b>968</b>	<b>14 959</b>	<b>52 520</b>	<b>23</b>	<b>5</b>	<b>—</b>	<b>3</b>	<b>9</b>	<b>4</b>	<b>2</b>	<b>—</b>	<b>—</b>	<b>—</b>
221	Utilities	968	14 959	52 520	23	5	—	3	9	4	2	—	—	—
2211	Elec pwr generation, transmsn & distribution	(F)	(D)	(D)	15	3	—	3	4	3	2	—	—	—
22112	Electric pwr transmsn, control & distribution	(F)	(D)	(D)	11	—	—	2	4	3	2	—	—	—
2212	Natural gas distribution	(C)	(D)	(D)	5	—	—	—	5	—	—	—	—	—
22121	Natural gas distribution	(C)	(D)	(D)	5	—	—	—	5	—	—	—	—	—
<b>23</b>	<b>Construction</b>	<b>9 035</b>	<b>94 551</b>	<b>426 242</b>	<b>1 136</b>	<b>758</b>	<b>181</b>	<b>103</b>	<b>64</b>	<b>21</b>	<b>7</b>	<b>2</b>	<b>—</b>	<b>—</b>
233	Building, developing & general contracting	2 428	25 528	125 225	356	255	48	24	18	9	2	—	—	—
2332	Residential building construction	1 102	9 393	53 938	263	216	28	12	4	2	1	—	—	—
23321	Single-family housing construction	1 036	8 776	50 796	248	206	26	9	4	2	1	—	—	—
233210	Single-family housing construction	1 036	8 776	50 796	248	206	26	9	4	2	1	—	—	—
2333	Nonresidential building construction	(G)	(D)	(D)	73	25	17	10	13	7	1	—	—	—
23332	Commercial & institutional bldg construction	1 211	15 210	65 789	71	24	17	10	12	7	1	—	—	—
233320	Commercial & institutional bldg construction	1 211	15 210	65 789	71	24	17	10	12	7	1	—	—	—
234	Heavy construction	370	3 506	17 694	50	31	7	9	2	1	—	—	—	—
2341	Highway, street, bridge & tunnel construction	108	997	6 258	20	14	—	6	—	—	—	—	—	—
23411	Highway & street construction	108	997	6 258	20	14	—	6	—	—	—	—	—	—
234110	Highway & street construction	108	997	6 258	20	14	—	6	—	—	—	—	—	—
2349	Other heavy construction	262	2 509	11 436	30	17	7	3	2	1	—	—	—	—
23492	Pwr, communication transmsn line construction	119	1 152	4 808	7	3	2	1	—	1	—	—	—	—
234920	Pwr, communication transmsn line construction	119	1 152	4 808	7	3	2	1	—	1	—	—	—	—
235	Special trade contractors	6 237	65 517	283 323	730	472	126	70	44	11	5	2	—	—
2351	Plumbing, heating & AC contractor	1 737	20 573	81 245	153	91	28	19	10	2	2	1	—	—
23511	Plumbing, heating & AC contractor	1 737	20 573	81 245	153	91	28	19	10	2	2	1	—	—
235110	Plumbing, heating & AC contractor	1 737	20 573	81 245	153	91	28	19	10	2	2	1	—	—
2352	Painting & wall covering contractors	185	1 509	8 534	47	33	9	4	1	—	—	—	—	—
23521	Painting & wall covering contractors	185	1 509	8 534	47	33	9	4	1	—	—	—	—	—
235210	Painting & wall covering contractors	185	1 509	8 534	47	33	9	4	1	—	—	—	—	—
2353	Electrical contractors	1 050	11 214	49 273	124	76	22	15	8	2	1	—	—	—
23531	Electrical contractors	1 050	11 214	49 273	124	76	22	15	8	2	1	—	—	—
235310	Electrical contractors	1 050	11 214	49 273	124	76	22	15	8	2	1	—	—	—
2354	Masonry, drywall, insulation, tile contractors	1 113	10 586	46 904	91	65	8	9	5	2	1	1	—	—
23542	Drywall, acoustical & insulation contractors	1 007	9 803	43 479	54	34	6	5	5	2	1	1	—	—
235420	Drywall, acoustical & insulation contractors	1 007	9 803	43 479	54	34	6	5	5	2	1	1	—	—
2355	Carpentry & floor contractors	586	6 274	24 496	108	80	19	3	3	3	—	—	—	—
23551	Carpentry contractors	451	5 451	20 529	76	58	13	1	1	3	—	—	—	—
235510	Carpentry contractors	451	5 451	20 529	76	58	13	1	1	3	—	—	—	—
23552	Floor laying & other floor contractors	135	823	3 967	32	22	6	2	2	—	—	—	—	—
235520	Floor laying & other floor contractors	135	823	3 967	32	22	6	2	2	—	—	—	—	—
2356	Roofing, siding, & sheet metal contractors	330	2 399	11 551	39	24	5	5	5	—	—	—	—	—
23561	Roofing, siding, & sheet metal contractors	330	2 399	11 551	39	24	5	5	5	—	—	—	—	—
235610	Roofing, siding, & sheet metal contractors	330	2 399	11 551	39	24	5	5	5	—	—	—	—	—
2357	Concrete contractors	205	1 820	9 808	46	33	9	3	—	1	—	—	—	—
23571	Concrete contractors	205	1 820	9 808	46	33	9	3	—	1	—	—	—	—
235710	Concrete contractors	205	1 820	9 808	46	33	9	3	—	1	—	—	—	—
2359	Other special trade contractors	959	10 373	47 812	114	65	24	12	11	1	1	—	—	—
23591	Structural steel erection contractors	210	2 301	9 636	12	5	1	3	2	1	—	—	—	—
235910	Structural steel erection contractors	210	2 301	9 636	12	5	1	3	2	1	—	—	—	—
23593	Excavation contractors	311	2 584	14 699	53	33	12	4	4	—	—	—	—	—
235930	Excavation contractors	311	2 584	14 699	53	33	12	4	4	—	—	—	—	—
23595	Bldg equip & oth mach installation contractor	189	3 336	12 998	7	1	3	1	1	—	1	—	—	—
235950	Bldg equip & oth mach installation contractor	189	3 336	12 998	7	1	3	1	1	—	1	—	—	—
23599	All other special trade contractors	176	1 522	7 754	31	22	3	2	4	—	—	—	—	—
235990	All other special trade contractors	176	1 522	7 754	31	22	3	2	4	—	—	—	—	—
<b>31-33</b>	<b>Manufacturing</b>	<b>31 888</b>	<b>359 807</b>	<b>1 453 323</b>	<b>672</b>	<b>236</b>	<b>107</b>	<b>103</b>	<b>113</b>	<b>46</b>	<b>44</b>	<b>13</b>	<b>8</b>	<b>2</b>
311	Food mfg	1 032	6 504	30 120	19	6	2	2	5	2	1	—	1	—
3114	Fruit & veg preserving & specialty food mfg	(C)	(D)	(D)	2	—	—	—	1	1	—	—	—	—
31141	Frozen food mfg	(C)	(D)	(D)	2	—	—	—	1	1	—	—	—	—
3116	Animal slaughtering & processing	(F)	(D)	(D)	1	—	—	—	—	—	—	—	1	—
31161	Animal slaughtering & processing	(F)	(D)	(D)	1	—	—	—	—	—	—	—	1	—
3118	Bakeries & tortilla mfg	236	1 055	4 422	12	5	1	2	3	—	1	—	—	—
31181	Bread & bakery product mfg	(C)	(D)	(D)	11	5	—	2	3	—	1	—	—	—
311812	Commercial bakeries	162	843	3 454	5	2	—	1	1	—	1	—	—	—
312	Beverage & tobacco product mfg	(F)	(D)	(D)	4	1	—	1	—	1	—	—	1	—
3121	Beverage mfg	(F)	(D)	(D)	4	1	—	1	—	1	—	—	1	—
31212	Breweries	(F)	(D)	(D)	1	—	—	—	—	—	—	—	1	—
313	Textile mills	1 000	11 040	44 834	11	3	—	1	4	1	1	—	1	—
3132	Fabric mills	(F)	(D)	(D)	7	—	—	1	4	—	1	—	1	—
31321	Broadwoven fabric mills	(E)	(D)	(D)	3	—	—	—	2	—	1	—	1	—
31322	Narrow fabric mills & schiffli mach embroidery	(F)	(D)	(D)	1	—	—	—	—	—	—	—	1	—
321	Wood product mfg	188	1 281	5 863	17	5	5	5	1	1	—	—	—	—
3219	Other wood product mfg	(C)	(D)	(D)	12	5	3	3	—	1	—	—	—	—

See footnotes at end of table.

**Table 6. Counties—Employees, Payroll, and Establishments by Industry: 2002—Con.**

[Excludes most government employees, railroad employees, and self-employed persons. Size class 1 to 4 includes establishments with payroll, but no employees, during mid-March pay period. (D) denotes figures withheld to avoid disclosing data for individual companies; the data are included in broader industry totals. Detailed industries with 100 or more employees are shown if industry was not a (D). For explanation of terms, abbreviations, and data reliability/comparability, see introductory text]

NAICS code	Industry	Number of employees for week including March 12	Payroll (\$1,000)		Total number of establishments	Number of establishments by employment-size class								
			First quarter	Annual		1 to 4	5 to 9	10 to 19	20 to 49	50 to 99	100 to 249	250 to 499	500 to 999	1,000 or more
<b>HILLSBOROUGH—Con.</b>														
<b>31-33 Manufacturing—Con.</b>														
322	Paper mfg .....	894	10 468	40 581	11	1	1	4	—	—	5	—	—	—
3221	Pulp, paper & paperboard mills .....	(C)	(D)	(D)	1	—	—	—	—	—	1	—	—	—
32212	Paper mills .....	(C)	(D)	(D)	1	—	—	—	—	—	1	—	—	—
3222	Converted paper product mfg .....	(F)	(D)	(D)	10	1	1	4	—	—	4	—	—	—
32221	Paperboard container mfg .....	(C)	(D)	(D)	5	1	—	3	—	—	1	—	—	—
32222	Paper bag & coated & treated paper mfg .....	498	6 004	22 074	4	—	—	1	—	—	3	—	—	—
323	Printing & related support activities .....	1 127	8 892	34 663	67	28	18	11	6	1	2	1	—	—
3231	Printing & related support activities .....	1 127	8 892	34 663	67	28	18	11	6	1	2	1	—	—
32311	Printing .....	1 072	8 549	33 367	62	26	18	9	5	1	2	1	—	—
323110	Commercial lithographic printing .....	454	4 130	16 991	27	4	10	7	4	1	1	—	—	—
325	Chemical mfg .....	359	4 026	16 643	17	6	4	3	—	3	1	—	—	—
3259	Other chemical product & preparation mfg .....	130	1 522	6 434	5	1	2	1	—	—	1	—	—	—
32599	All other chemical product & preparation mfg .....	130	1 522	6 434	5	1	2	1	—	—	1	—	—	—
326	Plastics & rubber products mfg .....	1 850	18 104	75 194	43	9	6	9	6	7	5	1	—	—
3261	Plastics product mfg .....	(G)	(D)	(D)	40	9	5	8	6	6	5	1	—	—
32611	Unsupported plastics film, sheet, & bag mfg .....	149	1 790	8 750	4	1	—	—	2	1	—	—	—	—
32616	Plastics bottle mfg .....	(F)	(D)	(D)	8	—	—	2	1	1	4	—	—	—
32619	Other plastics product mfg .....	870	8 037	32 057	23	6	4	5	2	4	1	1	—	—
3262	Rubber product mfg .....	(C)	(D)	(D)	3	—	1	1	—	1	—	—	—	—
32629	Other rubber product mfg .....	(C)	(D)	(D)	3	—	1	1	—	1	—	—	—	—
327	Nonmetallic mineral product mfg .....	442	5 872	23 036	19	8	—	5	4	1	1	—	—	—
3273	Cement & concrete product mfg .....	277	2 791	14 535	8	2	—	3	1	1	1	—	—	—
32732	Ready-mix concrete mfg .....	109	1 292	7 782	4	1	—	1	1	1	—	—	—	—
327320	Ready-mix concrete mfg .....	109	1 292	7 782	4	1	—	1	1	1	—	—	—	—
32733	Concrete pipe, brick & block mfg .....	(C)	(D)	(D)	2	1	—	—	—	—	1	—	—	—
331	Primary metal mfg .....	1 228	13 760	55 510	10	1	2	3	1	—	2	—	1	—
3313	Alumina & aluminum production & processing .....	(C)	(D)	(D)	2	—	1	—	—	—	1	—	—	—
33131	Alumina & aluminum production & processing .....	(C)	(D)	(D)	2	—	1	—	—	—	1	—	—	—
3314	Nonferrous (exc alum) production & processing .....	(C)	(D)	(D)	2	—	—	1	—	—	1	—	—	—
33149	Other nonferrous roll, draw, extruding, alloying .....	(C)	(D)	(D)	1	—	—	—	—	—	1	—	—	—
3315	Foundries .....	(F)	(D)	(D)	6	1	1	2	1	—	—	—	1	—
33151	Ferrous metal foundries .....	(F)	(D)	(D)	2	—	—	1	—	—	—	—	1	—
332	Fabricated metal product mfg .....	3 318	29 794	122 347	137	51	33	14	28	5	3	3	—	—
3321	Forging & stamping .....	141	1 247	5 303	6	2	1	1	1	1	—	—	—	—
33211	Forging & stamping .....	141	1 247	5 303	6	2	1	1	1	1	—	—	—	—
3323	Architectural & structural metals mfg .....	972	7 873	31 007	32	6	9	4	10	2	—	1	—	—
33231	Plate work & fabricated structural prod mfg .....	508	3 552	14 527	7	1	2	1	—	—	1	—	—	—
33232	Ornamental & architectural metal prod mfg .....	464	4 321	16 480	25	5	7	3	8	2	—	—	—	—
332322	Sheet metal work mfg .....	353	3 475	12 180	21	4	7	2	7	1	—	—	—	—
332323	Ornamental & architectural metal work mfg .....	111	846	4 300	4	1	—	1	1	1	—	—	—	—
3325	Hardware mfg .....	(C)	(D)	(D)	2	—	1	—	—	—	1	—	—	—
33251	Hardware mfg .....	(C)	(D)	(D)	2	—	1	—	—	—	1	—	—	—
3327	Mach shops, turn prod, screw, nut, bolt mfg .....	824	7 992	33 078	70	33	18	6	10	2	1	—	—	—
33271	Machine shops .....	483	4 721	19 185	58	31	14	6	6	1	—	—	—	—
332710	Machine shops .....	483	4 721	19 185	58	31	14	6	6	1	—	—	—	—
33272	Turned product & screw, nut & bolt mfg .....	341	3 271	13 893	12	2	4	—	4	1	1	—	—	—
332721	Precision turned product mfg .....	252	2 420	10 429	9	2	4	—	1	1	1	—	—	—
3328	Coating, engrave, heat treating & oth activity .....	122	839	3 614	15	8	4	1	2	—	—	—	—	—
33281	Coating, engrave, heat treating & oth activity .....	122	839	3 614	15	8	4	1	2	—	—	—	—	—
3329	Other fabricated metal product mfg .....	1 026	9 849	41 182	8	1	—	1	3	—	1	2	—	—
33291	Metal valve mfg .....	(E)	(D)	(D)	2	—	—	—	—	—	1	1	—	—
33299	All other fabricated metal product mfg .....	(F)	(D)	(D)	6	1	—	1	3	—	—	1	—	—
333	Machinery mfg .....	2 062	27 887	105 014	61	22	7	8	14	6	2	2	—	—
3332	Industrial machinery mfg .....	805	10 389	40 443	19	7	1	2	6	1	1	1	—	—
33329	Other industrial machinery mfg .....	(F)	(D)	(D)	17	6	1	1	6	1	1	1	—	—
3333	Commercial & service industry machinery mfg .....	636	10 180	34 009	11	3	2	3	1	—	1	1	—	—
33331	Commercial & service industry machinery mfg .....	636	10 180	34 009	11	3	2	3	1	—	1	1	—	—
3335	Metalworking machinery mfg .....	216	2 603	11 824	18	8	4	1	4	1	—	—	—	—
33351	Metalworking machinery mfg .....	216	2 603	11 824	18	8	4	1	4	1	—	—	—	—
3336	Engine, turbine & power transmsn equip mfg .....	(C)	(D)	(D)	2	—	—	—	—	2	—	—	—	—
33361	Engine, turbine & power transmsn equip mfg .....	(C)	(D)	(D)	2	—	—	—	—	2	—	—	—	—
3339	Other general purpose machinery mfg .....	208	2 416	9 546	9	3	—	2	2	—	—	—	—	—
33399	All other general purpose machinery mfg .....	(C)	(D)	(D)	5	2	—	1	1	1	—	—	—	—
334	Computer & electronic product mfg .....	12 033	162 499	662 156	116	28	12	17	24	15	14	3	1	2
3341	Computer & peripheral equipment mfg .....	487	8 690	29 631	11	4	—	1	1	3	2	—	—	—
33411	Computer & peripheral equipment mfg .....	487	8 690	29 631	11	4	—	1	1	3	2	—	—	—
3342	Communications equipment mfg .....	995	14 296	43 895	20	6	2	1	5	3	2	1	—	—
33421	Telephone apparatus mfg .....	(E)	(D)	(D)	6	1	1	—	2	1	—	1	—	—
33422	Radio, TV broadcast & wireless comm equip mfg .....	577	7 106	29 288	12	4	—	1	3	2	2	—	—	—
334220	Radio, TV broadcast & wireless comm equip mfg .....	577	7 106	29 288	12	4	—	1	3	2	2	—	—	—

See footnotes at end of table.

**Table 6. Counties—Employees, Payroll, and Establishments by Industry: 2002—Con.**

[Excludes most government employees, railroad employees, and self-employed persons. Size class 1 to 4 includes establishments with payroll, but no employees, during mid-March pay period. (D) denotes figures withheld to avoid disclosing data for individual companies; the data are included in broader industry totals. Detailed industries with 100 or more employees are shown if industry was not a (D). For explanation of terms, abbreviations, and data reliability/comparability, see introductory text]

NAICS code	Industry	Number of employees for week including March 12	Payroll (\$1,000)		Total number of establishments	Number of establishments by employment-size class								
			First quarter	Annual		1 to 4	5 to 9	10 to 19	20 to 49	50 to 99	100 to 249	250 to 499	500 to 999	1,000 or more
<b>HILLSBOROUGH—Con.</b>														
<b>31-33 Manufacturing—Con.</b>														
334	Computer & electronic product mfg—Con.													
3344	Semiconductor & oth electronic component mfg	4 865	47 482	195 543	55	11	5	9	13	7	7	1	1	1
33441	Semiconductor & oth electronic component mfg	4 865	47 482	195 543	55	11	5	9	13	7	7	1	1	1
334412	Bare printed circuit board mfg	703	6 839	26 419	10	—	2	—	5	—	3	—	—	—
334413	Semiconductor & related device mfg	206	2 053	8 618	10	4	2	1	2	—	1	—	—	—
334418	Printed circuit assembly (electronic assembly) mfg	1 098	9 654	42 411	9	2	1	1	1	1	1	1	1	—
3345	Nav, measuring, medical, control instruments mfg	5 617	91 023	390 146	23	3	5	4	4	2	3	1	—	1
33451	Nav, measuring, medical, control instruments mfg	5 617	91 023	390 146	23	3	5	4	4	2	3	1	—	1
334516	Analytical laboratory instrument mfg	184	2 185	8 070	3	—	—	1	2	—	—	—	—	—
334519	Other measuring & controlling device mfg	298	3 353	12 536	6	—	2	3	—	—	1	—	—	—
335	Electrical equip, appliance & component mfg	2 440	24 783	95 798	21	5	1	2	5	3	3	—	2	—
3351	Electric lighting equipment mfg	(G)	(D)	(D)	2	—	—	—	—	—	—	—	2	—
33511	Electric lamp bulb & part mfg	(G)	(D)	(D)	2	—	—	—	—	—	—	—	2	—
3353	Electrical equipment mfg	(E)	(D)	(D)	8	2	1	1	3	—	1	—	—	—
33531	Electrical equipment mfg	(E)	(D)	(D)	8	2	1	1	3	—	1	—	—	—
3359	Other electrical equipment & component mfg	586	6 040	24 869	10	2	—	1	2	3	2	—	—	—
33592	Communication & energy wire & cable mfg	403	4 873	19 775	4	—	—	—	1	1	2	—	—	—
335929	Other communication & energy wire mfg	403	4 873	19 775	4	—	—	—	1	1	2	—	—	—
33599	All oth electrical equipment & component mfg	183	1 167	5 094	6	2	—	1	1	2	—	—	—	—
335999	All oth misc electrical equip & component mfg	183	1 167	5 094	6	2	—	1	1	2	—	—	—	—
336	Transportation equipment mfg	(F)	(D)	(D)	8	2	3	—	2	—	—	—	1	—
3363	Motor vehicle parts mfg	(F)	(D)	(D)	5	1	1	—	2	—	—	—	1	—
33635	MV transmission & power train parts mfg	(F)	(D)	(D)	1	—	—	—	—	—	—	—	1	—
337	Furniture & related product mfg	279	1 999	8 778	30	18	6	2	4	—	—	—	—	—
3371	HH & institutional furniture & kitchen cabinet mfg	(C)	(D)	(D)	20	16	1	1	2	—	—	—	—	—
3372	Office furniture (including fixtures) mfg	117	995	4 227	8	2	3	1	2	—	—	—	—	—
33721	Office furniture (including fixtures) mfg	117	995	4 227	8	2	3	1	2	—	—	—	—	—
339	Miscellaneous mfg	2 097	20 433	83 051	56	28	5	12	4	—	4	3	—	—
3391	Medical equipment & supplies mfg	929	10 266	39 003	25	13	2	5	1	—	3	1	—	—
33911	Medical equipment & supplies mfg	929	10 266	39 003	25	13	2	5	1	—	3	1	—	—
339116	Dental laboratories	174	1 261	4 900	14	10	1	2	—	—	1	—	—	—
3399	Other miscellaneous mfg	1 168	10 167	44 048	31	15	3	7	3	—	1	2	—	—
33999	All other misc mfg	1 019	9 059	39 528	11	4	1	2	—	—	1	2	—	—
<b>42</b>	<b>Wholesale trade</b>	<b>8 543</b>	<b>117 691</b>	<b>487 286</b>	<b>706</b>	<b>389</b>	<b>138</b>	<b>76</b>	<b>73</b>	<b>19</b>	<b>7</b>	<b>4</b>	—	—
421	Wholesale trade, durable goods	6 432	93 464	381 417	527	289	110	54	52	13	6	3	—	—
4211	Motor vehicle, motor vehicle pt & supply whsle	290	2 621	11 405	30	14	8	5	2	1	—	—	—	—
42111	Automobile & other motor vehicle whsle	134	1 515	6 836	7	4	—	1	1	1	—	—	—	—
421110	Automobile & other motor vehicle whsle	134	1 515	6 836	7	4	—	1	1	1	—	—	—	—
4213	Lumber & other construction materials whsle	437	8 598	30 571	37	21	4	4	6	2	—	—	—	—
42131	Lumber, plywood, millwork & wood panel whsle	326	7 438	25 489	24	13	2	3	4	2	—	—	—	—
421310	Lumber, plywood, millwork & wood panel whsle	326	7 438	25 489	24	13	2	3	4	2	—	—	—	—
4214	Professional & commercial equip & supp whsle	2 114	34 486	138 823	120	62	27	12	13	1	3	2	—	—
42142	Office equipment whsle	369	4 252	19 568	17	4	5	2	4	1	1	—	—	—
421420	Office equipment whsle	369	4 252	19 568	17	4	5	2	4	1	1	—	—	—
42143	Computer & peripheral equip & software whsle	1 523	26 467	100 863	60	30	12	7	7	—	2	2	—	—
421430	Computer & peripheral equip & software whsle	1 523	26 467	100 863	60	30	12	7	7	—	2	2	—	—
4215	Metal & mineral (except petroleum) whsle	264	2 667	11 022	16	8	2	2	2	2	—	—	—	—
42151	Metal service centers & offices whsle	(E)	(D)	(D)	15	7	2	2	2	2	—	—	—	—
4216	Electrical goods whsle	1 588	26 642	108 528	116	57	24	15	13	4	3	—	—	—
42161	Elec equip, wiring supp, const material whsle	565	7 145	27 714	39	20	8	4	5	—	2	—	—	—
421610	Elec equip, wiring supp, const material whsle	565	7 145	27 714	39	20	8	4	5	—	2	—	—	—
42169	Other electronic parts & equipment whsle	1 001	19 276	78 638	72	35	13	11	8	4	1	—	—	—
421690	Other electronic parts & equipment whsle	1 001	19 276	78 638	72	35	13	11	8	4	1	—	—	—
4217	Hardware, plumb & heating equip & sup whsle	596	5 430	25 116	33	15	8	3	6	—	—	1	—	—
42171	Hardware whsle	406	3 227	14 920	15	6	5	1	2	—	—	1	—	—
421710	Hardware whsle	406	3 227	14 920	15	6	5	1	2	—	—	1	—	—
42173	Warm air heating & AC equip & supplies whsle	102	1 300	6 353	8	4	1	1	2	—	—	—	—	—
421730	Warm air heating & AC equip & supplies whsle	102	1 300	6 353	8	4	1	1	2	—	—	—	—	—
4218	Machinery, equipment & supplies whsle	767	9 178	39 164	103	59	28	7	7	2	—	—	—	—
42183	Industrial machinery & equipment whsle	477	6 107	24 974	52	27	15	4	4	2	—	—	—	—
421830	Industrial machinery & equipment whsle	477	6 107	24 974	52	27	15	4	4	2	—	—	—	—
42184	Industrial supplies whsle	149	1 246	5 789	25	14	9	1	1	—	—	—	—	—
421840	Industrial supplies whsle	149	1 246	5 789	25	14	9	1	1	—	—	—	—	—
4219	Miscellaneous durable goods whsle	283	3 093	13 447	49	35	7	4	2	1	—	—	—	—

See footnotes at end of table.

**Table 6. Counties—Employees, Payroll, and Establishments by Industry: 2002—Con.**

[Excludes most government employees, railroad employees, and self-employed persons. Size class 1 to 4 includes establishments with payroll, but no employees, during mid-March pay period. (D) denotes figures withheld to avoid disclosing data for individual companies; the data are included in broader industry totals. Detailed industries with 100 or more employees are shown if industry was not a (D). For explanation of terms, abbreviations, and data reliability/comparability, see introductory text]

NAICS code	Industry	Number of employees for week including March 12	Payroll (\$1,000)		Total number of establishments	Number of establishments by employment-size class								
			First quarter	Annual		1 to 4	5 to 9	10 to 19	20 to 49	50 to 99	100 to 249	250 to 499	500 to 999	1,000 or more
<b>HILLSBOROUGH—Con.</b>														
<b>42 Wholesale trade—Con.</b>														
422	Wholesale trade, nondurable goods .....	2 111	24 227	105 869	179	100	28	22	21	6	1	1	—	—
4221	Paper & paper product whsle .....	216	2 089	8 919	20	12	2	1	5	—	—	—	—	—
4222	Drugs & druggists' sundries whsle .....	(C)	(D)	(D)	7	2	—	2	3	—	—	—	—	—
42221	Drugs & druggists' sundries whsle .....	(C)	(D)	(D)	7	2	—	2	3	—	—	—	—	—
4223	Apparel, piece goods & notions whsle .....	219	3 104	12 133	19	14	2	1	1	—	1	—	—	—
42234	Footwear whsle .....	(C)	(D)	(D)	4	3	—	—	—	—	1	—	—	—
4224	Grocery & related product whsle .....	629	6 786	31 442	40	19	9	7	2	2	—	1	—	—
42249	Other grocery & related products whsle .....	522	6 075	28 065	20	6	6	4	1	2	—	1	—	—
422490	Other grocery & related products whsle .....	522	6 075	28 065	20	6	6	4	1	2	—	1	—	—
4226	Chemical & allied products whsle .....	301	3 471	13 799	35	20	5	5	5	—	—	—	—	—
42261	Plastics materials & basic forms, shapes whsle .....	130	1 520	5 584	16	10	1	3	2	—	—	—	—	—
422610	Plastics materials & basic forms, shapes whsle .....	130	1 520	5 584	16	10	1	3	2	—	—	—	—	—
42269	Other chemical & allied products whsle .....	171	1 951	8 215	19	10	4	2	3	—	—	—	—	—
422690	Other chemical & allied products whsle .....	171	1 951	8 215	19	10	4	2	3	—	—	—	—	—
4228	Beer, wine, distilled alcoholic beverage whsle ..	134	1 631	8 935	5	2	—	—	2	1	—	—	—	—
4229	Miscellaneous nondurable goods whsle .....	483	5 378	22 745	49	29	8	6	3	3	—	—	—	—
42294	Tobacco & tobacco product whsle .....	(C)	(D)	(D)	5	2	—	—	1	2	—	—	—	—
42299	Other miscellaneous nondurable goods whsle .....	169	2 335	10 292	26	18	5	2	—	1	—	—	—	—
422990	Other miscellaneous nondurable goods whsle .....	169	2 335	10 292	26	18	5	2	—	1	—	—	—	—
<b>44-45</b>	<b>Retail trade .....</b>	<b>27 345</b>	<b>154 074</b>	<b>642 722</b>	<b>1 701</b>	<b>671</b>	<b>444</b>	<b>307</b>	<b>178</b>	<b>48</b>	<b>41</b>	<b>12</b>	<b>—</b>	<b>—</b>
441	Motor vehicle & parts dealers .....	3 974	37 296	159 921	195	53	52	35	40	8	6	1	—	—
4411	Automobile dealers .....	2 819	30 126	127 981	89	23	17	12	23	7	6	1	—	—
44111	New car dealers .....	2 654	28 608	121 659	52	4	4	7	23	7	6	1	—	—
441110	New car dealers .....	2 654	28 608	121 659	52	4	4	7	23	7	6	1	—	—
44112	Used car dealers .....	165	1 518	6 322	37	19	13	5	—	—	—	—	—	—
441120	Used car dealers .....	165	1 518	6 322	37	19	13	5	—	—	—	—	—	—
4412	Other motor vehicle dealers .....	300	2 210	10 885	17	4	4	3	5	1	—	—	—	—
44122	Motorcycle & boat & other MV dealers .....	210	1 504	7 261	14	4	4	2	3	1	—	—	—	—
441221	Motorcycle dealers .....	172	1 280	6 315	10	3	2	2	2	1	—	—	—	—
4413	Automotive parts, accessories & tire stores .....	855	4 960	21 055	89	26	31	20	12	—	—	—	—	—
44131	Automotive parts, accessories & tire stores .....	594	3 105	13 300	60	18	20	14	8	—	—	—	—	—
441310	Automotive parts, accessories & tire stores .....	594	3 105	13 300	60	18	20	14	8	—	—	—	—	—
44132	Tire dealers .....	261	1 855	7 755	29	8	11	6	4	—	—	—	—	—
441320	Tire dealers .....	261	1 855	7 755	29	8	11	6	4	—	—	—	—	—
442	Furniture & home furnishing stores .....	987	6 073	28 962	120	63	25	20	11	1	—	—	—	—
4421	Furniture stores .....	381	2 937	13 934	44	20	11	9	4	—	—	—	—	—
44211	Furniture stores .....	381	2 937	13 934	44	20	11	9	4	—	—	—	—	—
442110	Furniture stores .....	381	2 937	13 934	44	20	11	9	4	—	—	—	—	—
4422	Home furnishings stores .....	606	3 136	15 028	76	43	14	11	7	1	—	—	—	—
44221	Floor covering stores .....	163	1 270	6 167	31	20	5	5	1	—	—	—	—	—
442210	Floor covering stores .....	163	1 270	6 167	31	20	5	5	1	—	—	—	—	—
44229	Other home furnishings stores .....	443	1 866	8 861	45	23	9	6	6	1	—	—	—	—
443	Electronics & appliance stores .....	1 169	9 879	37 527	95	44	30	13	2	3	3	—	—	—
4431	Electronics & appliance stores .....	1 169	9 879	37 527	95	44	30	13	2	3	3	—	—	—
44311	Appliance, TV & all other electronics stores ..	736	4 244	16 196	57	26	19	7	1	2	2	—	—	—
443112	Radio, television & other electronics stores ..	646	3 541	13 779	42	17	17	3	1	2	2	—	—	—
44312	Computer & software stores .....	386	5 357	20 257	30	15	8	4	1	1	1	—	—	—
443120	Computer & software stores .....	386	5 357	20 257	30	15	8	4	1	1	1	—	—	—
444	Bldg material & garden equip & supp dealers .....	1 972	15 512	67 684	138	54	34	29	16	2	2	1	—	—
4441	Building material & supplies dealers .....	1 805	14 730	63 650	113	42	28	24	14	2	2	1	—	—
44411	Home centers .....	(F)	(D)	(D)	10	3	—	2	2	—	2	1	—	—
44413	Hardware stores .....	224	1 317	5 197	23	9	5	5	4	—	—	—	—	—
444130	Hardware stores .....	224	1 317	5 197	23	9	5	5	4	—	—	—	—	—
44419	Other building material dealers .....	710	7 249	31 466	71	28	18	16	8	1	—	—	—	—
444190	Other building material dealers .....	710	7 249	31 466	71	28	18	16	8	1	—	—	—	—
4442	Lawn & garden equip & supplies stores .....	167	782	4 034	25	12	6	5	2	—	—	—	—	—
44422	Nursery & garden centers .....	128	520	2 873	19	9	4	5	1	—	—	—	—	—
444220	Nursery & garden centers .....	128	520	2 873	19	9	4	5	1	—	—	—	—	—
445	Food & beverage stores .....	5 504	20 076	82 465	219	89	62	28	15	6	15	4	—	—
4451	Grocery stores .....	5 207	19 036	78 194	172	67	45	23	12	6	15	4	—	—
44511	Grocery (except convenience) stores .....	4 738	17 500	71 103	84	25	11	12	11	6	15	4	—	—
445110	Grocery (except convenience) stores .....	4 738	17 500	71 103	84	25	11	12	11	6	15	4	—	—
44512	Convenience stores .....	469	1 536	7 091	88	42	34	11	1	—	—	—	—	—
445120	Convenience stores .....	469	1 536	7 091	88	42	34	11	1	—	—	—	—	—
4452	Specialty food stores .....	(C)	(D)	(D)	28	17	5	4	2	—	—	—	—	—
4453	Beer, wine & liquor stores .....	(C)	(D)	(D)	19	5	12	1	1	—	—	—	—	—
44531	Beer, wine & liquor stores .....	(C)	(D)	(D)	19	5	12	1	1	—	—	—	—	—
446	Health & personal care stores .....	1 542	6 433	28 461	109	36	24	22	24	3	—	—	—	—
4461	Health & personal care stores .....	1 542	6 433	28 461	109	36	24	22	24	3	—	—	—	—
44611	Pharmacies & drug stores .....	1 161	4 645	21 017	49	5	6	14	21	3	—	—	—	—
446110	Pharmacies & drug stores .....	1 161	4 645	21 017	49	5	6	14	21	3	—	—	—	—
44612	Cosmetics, beauty supplies & perfume stores .....	132	339	1 219	14	3	8	1	2	—	—	—	—	—
446120	Cosmetics, beauty supplies & perfume stores .....	132	339	1 219	14	3	8	1	2	—	—	—	—	—
44613	Optical goods stores .....	117	698	2 679	20	12	4	3	1	—	—	—	—	—
446130	Optical goods stores .....	117	698	2 679	20	12	4	3	1	—	—	—	—	—
44619	Other health & personal care stores .....	132	751	3 546	26	16	6	4	—	—	—	—	—	—

See footnotes at end of table.



**Table 6. Counties—Employees, Payroll, and Establishments by Industry: 2002—Con.**

[Excludes most government employees, railroad employees, and self-employed persons. Size class 1 to 4 includes establishments with payroll, but no employees, during mid-March pay period. (D) denotes figures withheld to avoid disclosing data for individual companies; the data are included in broader industry totals. Detailed industries with 100 or more employees are shown if industry was not a (D). For explanation of terms, abbreviations, and data reliability/comparability, see introductory text]

NAICS code	Industry	Number of employees for week including March 12	Payroll (\$1,000)		Total number of establishments	Number of establishments by employment-size class								
			First quarter	Annual		1 to 4	5 to 9	10 to 19	20 to 49	50 to 99	100 to 249	250 to 499	500 to 999	1,000 or more
<b>HILLSBOROUGH—Con.</b>														
<b>44-45 Retail trade—Con.</b>														
447	Gasoline stations .....	848	3 847	16 172	120	45	48	24	2	1	—	—	—	—
4471	Gasoline stations .....	848	3 847	16 172	120	45	48	24	2	1	—	—	—	—
44711	Gasoline stations with convenience stores ...	512	2 230	9 291	70	19	33	17	1	—	—	—	—	—
447110	Gasoline stations with convenience stores ...	512	2 230	9 291	70	19	33	17	1	—	—	—	—	—
44719	Other gasoline stations .....	336	1 617	6 881	50	26	15	7	1	1	—	—	—	—
447190	Other gasoline stations .....	336	1 617	6 881	50	26	15	7	1	1	—	—	—	—
448	Clothing & clothing accessories stores .....	2 511	9 068	37 668	222	66	72	54	23	7	—	—	—	—
4481	Clothing stores .....	1 812	5 659	23 124	127	35	27	39	20	6	—	—	—	—
44811	Men's clothing stores .....	126	649	2 492	9	1	2	4	2	—	—	—	—	—
448110	Men's clothing stores .....	126	649	2 492	9	1	2	4	2	—	—	—	—	—
44812	Women's clothing stores .....	454	1 240	5 267	44	13	7	20	4	—	—	—	—	—
448120	Women's clothing stores .....	454	1 240	5 267	44	13	7	20	4	—	—	—	—	—
44813	Children's & infants' clothing stores .....	(C)	(D)	(D)	14	5	1	6	2	—	—	—	—	—
44814	Family clothing stores .....	888	2 524	10 589	35	8	5	7	9	6	—	—	—	—
448140	Family clothing stores .....	888	2 524	10 589	35	8	5	7	9	6	—	—	—	—
44819	Other clothing stores .....	151	600	2 295	15	5	5	2	3	—	—	—	—	—
448190	Other clothing stores .....	151	600	2 295	15	5	5	2	3	—	—	—	—	—
4482	Shoe stores .....	326	1 075	5 222	46	14	25	4	3	—	—	—	—	—
44821	Shoe stores .....	326	1 075	5 222	46	14	25	4	3	—	—	—	—	—
448210	Shoe stores .....	326	1 075	5 222	46	14	25	4	3	—	—	—	—	—
4483	Jewelry, luggage & leather goods stores .....	373	2 334	9 322	49	17	20	11	—	1	—	—	—	—
44831	Jewelry stores .....	(E)	(D)	(D)	47	16	19	11	—	1	—	—	—	—
451	Sporting goods, hobby, book & music stores .....	1 486	6 473	25 525	121	48	22	31	14	6	—	—	—	—
4511	Sporting goods, hobby, musical instrument stores .....	1 013	5 010	19 656	83	32	14	21	12	4	—	—	—	—
45111	Sporting goods stores .....	592	2 737	10 052	48	18	8	12	8	2	—	—	—	—
451110	Sporting goods stores .....	592	2 737	10 052	48	18	8	12	8	2	—	—	—	—
45112	Hobby, toy & game stores .....	301	1 393	5 946	23	8	4	7	2	2	—	—	—	—
451120	Hobby, toy & game stores .....	301	1 393	5 946	23	8	4	7	2	2	—	—	—	—
4512	Book, periodical & music stores .....	473	1 463	5 869	38	16	8	10	2	2	—	—	—	—
45121	Book stores & news dealers .....	372	1 126	4 605	27	14	5	4	2	2	—	—	—	—
45122	Prerecorded tape, CD & record stores .....	101	337	1 264	11	2	3	6	—	—	—	—	—	—
451220	Prerecorded tape, CD & record stores .....	101	337	1 264	11	2	3	6	—	—	—	—	—	—
452	General merchandise stores .....	4 447	19 517	79 263	60	13	14	3	7	7	10	6	—	—
4521	Department stores .....	3 523	15 219	61 091	21	1	—	1	1	5	7	6	—	—
45211	Department stores .....	3 523	15 219	61 091	21	1	—	1	1	5	7	6	—	—
452110	Department stores .....	3 523	15 219	61 091	21	1	—	1	1	5	7	6	—	—
4529	Other general merchandise stores .....	924	4 298	18 172	39	12	14	2	6	2	3	—	—	—
45291	Warehouse clubs & superstores .....	526	2 661	12 486	4	—	—	—	—	1	3	—	—	—
452910	Warehouse clubs & superstores .....	526	2 661	12 486	4	—	—	—	—	1	3	—	—	—
45299	All other general merchandise stores .....	398	1 637	5 686	35	12	14	2	6	1	—	—	—	—
452990	All other general merchandise stores .....	398	1 637	5 686	35	12	14	2	6	1	—	—	—	—
453	Miscellaneous store retailers .....	1 552	5 665	25 040	218	112	54	34	16	2	—	—	—	—
4531	Florists .....	309	1 233	4 588	42	20	10	8	3	1	—	—	—	—
45311	Florists .....	309	1 233	4 588	42	20	10	8	3	1	—	—	—	—
453110	Florists .....	309	1 233	4 588	42	20	10	8	3	1	—	—	—	—
4532	Office supplies, stationery & gift stores .....	572	1 810	8 265	73	35	16	14	8	—	—	—	—	—
45321	Office supplies & stationery stores .....	206	909	3 952	15	6	2	1	6	—	—	—	—	—
453210	Office supplies & stationery stores .....	206	909	3 952	15	6	2	1	6	—	—	—	—	—
45322	Gift, novelty & souvenir stores .....	366	901	4 313	58	29	14	13	2	—	—	—	—	—
453220	Gift, novelty & souvenir stores .....	366	901	4 313	58	29	14	13	2	—	—	—	—	—
4533	Used merchandise stores .....	117	275	1 125	24	13	8	3	—	—	—	—	—	—
45331	Used merchandise stores .....	117	275	1 125	24	13	8	3	—	—	—	—	—	—
453310	Used merchandise stores .....	117	275	1 125	24	13	8	3	—	—	—	—	—	—
4539	Other miscellaneous store retailers .....	554	2 347	11 062	79	44	20	9	5	1	—	—	—	—
45391	Pet & pet supplies stores .....	231	745	3 180	18	10	2	1	4	1	—	—	—	—
453910	Pet & pet supplies stores .....	231	745	3 180	18	10	2	1	4	1	—	—	—	—
45399	All other miscellaneous store retailers .....	281	1 446	7 283	49	26	14	8	1	—	—	—	—	—
454	Nonstore retailers .....	1 353	14 235	54 034	84	48	7	14	8	2	5	—	—	—
4541	Electronic shopping & mail-order houses .....	632	6 986	28 169	30	19	3	3	2	—	3	—	—	—
45411	Electronic shopping & mail-order houses .....	632	6 986	28 169	30	19	3	3	2	—	3	—	—	—
454110	Electronic shopping & mail-order houses .....	632	6 986	28 169	30	19	3	3	2	—	3	—	—	—
4543	Direct selling establishments .....	706	7 147	25 439	43	18	4	11	6	2	2	—	—	—
45431	Fuel dealers .....	559	6 199	21 291	24	6	3	6	6	1	2	—	—	—
454311	Heating oil dealers .....	470	5 384	18 231	17	3	2	4	6	—	2	—	—	—
45439	Other direct selling establishments .....	147	948	4 148	19	12	1	5	—	1	—	—	—	—
454390	Other direct selling establishments .....	147	948	4 148	19	12	1	5	—	1	—	—	—	—
<b>48-49</b>	<b>Transportation &amp; warehousing .....</b>	<b>7 328</b>	<b>54 693</b>	<b>240 560</b>	<b>175</b>	<b>94</b>	<b>27</b>	<b>12</b>	<b>24</b>	<b>15</b>	<b>2</b>	<b>—</b>	<b>—</b>	<b>1</b>
481	Air transportation .....	(E)	(D)	(D)	10	6	—	—	2	1	1	—	—	—
4811	Scheduled air transportation .....	161	999	4 442	3	—	—	—	2	1	—	—	—	—
48111	Scheduled air transportation .....	161	999	4 442	3	—	—	—	2	1	—	—	—	—
481111	Scheduled passenger air transportation .....	161	999	4 442	3	—	—	—	2	1	—	—	—	—
4812	Nonscheduled air transportation .....	(C)	(D)	(D)	7	6	—	—	—	—	1	—	—	—
48121	Nonscheduled air transportation .....	(C)	(D)	(D)	7	6	—	—	—	—	1	—	—	—
484	Truck transportation .....	936	7 473	31 153	82	50	8	5	14	5	—	—	—	—
4841	General freight trucking .....	519	4 445	19 290	38	21	4	2	8	3	—	—	—	—
48411	General freight trucking, local .....	147	784	3 028	18	13	2	1	1	1	—	—	—	—
484110	General freight trucking, local .....	147	784	3 028	18	13	2	1	1	1	—	—	—	—
48412	General freight trucking, long-distance .....	372	3 661	16 262	20	8	2	1	7	2	—	—	—	—
484121	General freight trucking, long-distance, TL .....	180	1 334	6 988	13	7	2	1	1	2	—	—	—	—
484122	General freight trucking, long-distance, LTL .....	192	2 327	9 274	7	1	—	—	6	—	—	—	—	—

See footnotes at end of table.

**Table 6. Counties—Employees, Payroll, and Establishments by Industry: 2002—Con.**

[Excludes most government employees, railroad employees, and self-employed persons. Size class 1 to 4 includes establishments with payroll, but no employees, during mid-March pay period. (D) denotes figures withheld to avoid disclosing data for individual companies; the data are included in broader industry totals. Detailed industries with 100 or more employees are shown if industry was not a (D). For explanation of terms, abbreviations, and data reliability/comparability, see introductory text]

NAICS code	Industry	Number of employees for week including March 12	Payroll (\$1,000)		Total number of establishments	Number of establishments by employment-size class								
			First quarter	Annual		1 to 4	5 to 9	10 to 19	20 to 49	50 to 99	100 to 249	250 to 499	500 to 999	1,000 or more
<b>HILLSBOROUGH—Con.</b>														
<b>48-49 Transportation &amp; warehousing—Con.</b>														
484	Truck transportation—Con.													
4842	Specialized freight trucking	417	3 028	11 863	44	29	4	3	6	2	—	—	—	—
48421	Used household & office goods moving	267	1 995	7 083	14	8	—	—	4	2	—	—	—	—
484210	Used household & office goods moving	267	1 995	7 083	14	8	—	—	4	2	—	—	—	—
48423	Specialized freight (exc used) trucking, LDist	101	694	3 021	11	6	1	2	2	—	—	—	—	—
484230	Specialized freight (exc used) trucking, LDist	101	694	3 021	11	6	1	2	2	—	—	—	—	—
485	Transit & ground passenger transportation	841	3 889	14 797	26	4	7	3	4	7	1	—	—	—
4851	Urban transit systems	(C)	(D)	(D)	2	—	—	—	1	1	—	—	—	—
48511	Urban transit systems	(C)	(D)	(D)	2	—	—	—	1	1	—	—	—	—
4853	Taxi & limousine service	110	371	1 648	8	1	4	1	1	1	—	—	—	—
4854	School & employee bus transportation	586	2 628	10 178	12	1	2	1	2	5	1	—	—	—
48541	School & employee bus transportation	586	2 628	10 178	12	1	2	1	2	5	1	—	—	—
485410	School & employee bus transportation	586	2 628	10 178	12	1	2	1	2	5	1	—	—	—
488	Transportation support activities	(E)	(D)	(D)	31	20	5	1	4	1	—	—	—	—
4885	Freight transportation arrangement	127	1 282	5 403	6	3	—	—	2	1	—	—	—	—
48851	Freight transportation arrangement	127	1 282	5 403	6	3	—	—	2	1	—	—	—	—
488510	Freight transportation arrangement	127	1 282	5 403	6	3	—	—	2	1	—	—	—	—
492	Couriers & messengers	(H)	(D)	(D)	19	11	5	2	—	—	—	—	—	1
4921	Couriers	(H)	(D)	(D)	9	3	3	2	—	—	—	—	—	1
49211	Couriers	(H)	(D)	(D)	9	3	3	2	—	—	—	—	—	1
<b>51</b>	<b>Information</b>	<b>7 056</b>	<b>102 431</b>	<b>388 587</b>	<b>258</b>	<b>116</b>	<b>30</b>	<b>39</b>	<b>41</b>	<b>16</b>	<b>9</b>	<b>7</b>	—	—
511	Publishing industries	3 701	57 466	220 648	106	47	13	13	18	5	6	4	—	—
5111	Newspaper, periodical, book, database publishers	1 774	17 458	69 236	41	16	7	7	5	1	2	3	—	—
51111	Newspaper publishers	901	8 435	34 347	16	5	4	1	3	1	—	2	—	—
511110	Newspaper publishers	901	8 435	34 347	16	5	4	1	3	1	—	2	—	—
51112	Periodical publishers	332	4 335	16 046	15	6	2	5	1	—	1	—	—	—
511120	Periodical publishers	332	4 335	16 046	15	6	2	5	1	—	1	—	—	—
51114	Database and directory publishers	(C)	(D)	(D)	3	1	1	—	—	—	1	—	—	—
51119	Other publishers	(E)	(D)	(D)	2	1	—	—	—	—	—	1	—	—
5112	Software publishers	1 927	40 008	151 412	65	31	6	6	13	4	4	1	—	—
51121	Software publishers	1 927	40 008	151 412	65	31	6	6	13	4	4	1	—	—
511210	Software publishers	1 927	40 008	151 412	65	31	6	6	13	4	4	1	—	—
512	Motion picture & sound recording industries	146	826	3 649	17	10	—	5	2	—	—	—	—	—
5121	Motion picture & video industries	(C)	(D)	(D)	16	9	—	5	2	—	—	—	—	—
51213	Motion picture & video exhibition	108	238	1 089	7	1	—	5	1	—	—	—	—	—
513	Broadcasting & telecommunications	2 788	37 564	137 018	99	37	12	19	16	9	3	3	—	—
5131	Radio & television broadcasting	(C)	(D)	(D)	6	2	—	—	2	1	1	—	—	—
51311	Radio broadcasting	(C)	(D)	(D)	3	—	—	—	2	1	—	—	—	—
51312	Television broadcasting	(C)	(D)	(D)	3	2	—	—	—	—	1	—	—	—
5132	Cable networks & program distribution	(F)	(D)	(D)	15	3	1	7	2	1	—	1	—	—
51322	Cable & other program distribution	(F)	(D)	(D)	12	—	1	7	2	1	—	1	—	—
5133	Telecommunications	2 005	32 084	112 937	78	32	11	12	12	7	2	2	—	—
51331	Wired telecommunications carriers	1 819	29 254	102 692	55	21	6	8	9	7	2	2	—	—
513310	Wired telecommunications carriers	1 819	29 254	102 692	55	21	6	8	9	7	2	2	—	—
51332	Wireless telecom carriers (exc satellite)	179	2 717	9 847	20	9	4	4	3	—	—	—	—	—
514	Information & data processing services	421	6 575	27 272	36	22	5	2	5	2	—	—	—	—
5141	Information services	116	1 681	8 015	14	8	3	1	2	—	—	—	—	—
51419	Other information services	(C)	(D)	(D)	12	7	2	1	2	—	—	—	—	—
5142	Data processing services	305	4 894	19 257	22	14	2	1	3	2	—	—	—	—
51421	Data processing services	305	4 894	19 257	22	14	2	1	3	2	—	—	—	—
514210	Data processing services	305	4 894	19 257	22	14	2	1	3	2	—	—	—	—
<b>52</b>	<b>Finance &amp; insurance</b>	<b>7 689</b>	<b>115 585</b>	<b>409 128</b>	<b>603</b>	<b>316</b>	<b>124</b>	<b>76</b>	<b>59</b>	<b>20</b>	<b>6</b>	<b>1</b>	<b>1</b>	—
522	Credit intermediation & related activities	2 800	31 918	121 236	225	75	69	43	28	8	2	—	—	—
5221	Depository credit intermediation	2 165	19 007	67 335	143	30	51	32	21	8	1	—	—	—
52211	Commercial banking	641	6 217	22 581	64	12	31	14	6	1	—	—	—	—
522110	Commercial banking	641	6 217	22 581	64	12	31	14	6	1	—	—	—	—
52212	Savings institutions	945	7 866	26 077	50	9	15	11	11	3	1	—	—	—
522120	Savings institutions	945	7 866	26 077	50	9	15	11	11	3	1	—	—	—
52213	Credit unions	579	4 924	18 677	29	9	5	7	4	4	—	—	—	—
522130	Credit unions	579	4 924	18 677	29	9	5	7	4	4	—	—	—	—
5222	Nondepository credit intermediation	572	12 130	49 265	59	24	17	10	7	—	1	—	—	—
52222	Sales financing	156	2 077	8 391	10	5	2	1	1	—	1	—	—	—
522220	Sales financing	156	2 077	8 391	10	5	2	1	1	—	1	—	—	—
52229	Other nondepository credit intermediation	416	10 053	40 874	49	19	15	9	6	—	—	—	—	—
522292	Real estate credit	373	9 608	39 130	40	16	9	9	6	—	—	—	—	—
523	Security, commodity contracts & like activity	(F)	(D)	(D)	103	77	12	5	6	2	1	—	—	—
5231	Secrty & comdty contracts intermed & brokerage	(E)	(D)	(D)	49	33	5	4	5	1	1	—	—	—
52312	Securities brokerage	434	7 680	26 677	40	25	5	4	4	1	1	—	—	—
523120	Securities brokerage	434	7 680	26 677	40	25	5	4	4	1	1	—	—	—
5239	Other financial investment activities	237	3 610	13 004	54	44	7	1	1	1	—	—	—	—
52393	Investment advice	128	801	3 254	25	20	4	—	—	1	—	—	—	—
523930	Investment advice	128	801	3 254	25	20	4	—	—	1	—	—	—	—

See footnotes at end of table.

**Table 6. Counties—Employees, Payroll, and Establishments by Industry: 2002—Con.**

[Excludes most government employees, railroad employees, and self-employed persons. Size class 1 to 4 includes establishments with payroll, but no employees, during mid-March pay period. (D) denotes figures withheld to avoid disclosing data for individual companies; the data are included in broader industry totals. Detailed industries with 100 or more employees are shown if industry was not a (D). For explanation of terms, abbreviations, and data reliability/comparability, see introductory text]

NAICS code	Industry	Number of employees for week including March 12	Payroll (\$1,000)		Total number of establishments	Number of establishments by employment-size class								
			First quarter	Annual		1 to 4	5 to 9	10 to 19	20 to 49	50 to 99	100 to 249	250 to 499	500 to 999	1,000 or more
<b>HILLSBOROUGH—Con.</b>														
<b>52</b>	<b>Finance &amp; insurance—Con.</b>													
524	Insurance carriers & related activities .....	4 171	71 895	246 217	274	164	42	28	25	10	3	1	1	—
5241	Insurance carriers .....	2 844	50 704	161 997	81	38	5	10	16	8	2	1	1	—
52411	Direct life, health, medical insurance carriers ..	(G)	(D)	(D)	29	12	1	4	8	1	1	1	1	—
52412	Other direct insurance carriers .....	(F)	(D)	(D)	51	26	4	6	8	6	1	—	—	—
5242	Agencies & other insurance related activities ...	1 327	21 191	84 220	193	126	37	18	9	2	1	—	—	—
52421	Insurance agencies & brokerages .....	1 134	19 398	75 849	165	108	36	10	8	2	1	—	—	—
524210	Insurance agencies & brokerages .....	1 134	19 398	75 849	165	108	36	10	8	2	1	—	—	—
52429	Other insurance related activities .....	193	1 793	8 371	28	18	1	8	1	—	—	—	—	—
<b>53</b>	<b>Real estate &amp; rental &amp; leasing .....</b>	<b>2 773</b>	<b>19 380</b>	<b>85 585</b>	<b>466</b>	<b>327</b>	<b>70</b>	<b>42</b>	<b>20</b>	<b>5</b>	<b>2</b>	—	—	—
531	Real estate .....	1 891	14 122	63 392	367	283	51	16	12	3	2	—	—	—
5311	Lessors of real estate .....	570	4 017	17 855	127	100	18	5	2	2	—	—	—	—
53111	Lessors of residential buildings & dwellings ...	236	1 250	5 947	51	39	9	2	—	1	—	—	—	—
531110	Lessors of residential buildings & dwellings...	236	1 250	5 947	51	39	9	2	—	1	—	—	—	—
53112	Lessors of nonres bldg (exc miniwarehouses) .....	167	1 652	6 941	45	37	3	3	2	—	—	—	—	—
531120	Lessors of nonres bldg (exc miniwarehouses) .....	167	1 652	6 941	45	37	3	3	2	—	—	—	—	—
53113	Lessors of miniwarehouses & self storage units .....	123	755	3 337	17	14	2	—	—	1	—	—	—	—
531130	Lessors of miniwarehouses & self storage units .....	123	755	3 337	17	14	2	—	—	1	—	—	—	—
5312	Offices of real estate agents & brokers .....	418	3 574	14 459	120	98	16	4	1	1	—	—	—	—
53121	Offices of real estate agents & brokers .....	418	3 574	14 459	120	98	16	4	1	1	—	—	—	—
531210	Offices of real estate agents & brokers .....	418	3 574	14 459	120	98	16	4	1	1	—	—	—	—
5313	Activities related to real estate .....	903	6 531	31 078	120	85	17	7	9	—	2	—	—	—
53131	Real estate property managers .....	725	4 823	21 570	68	42	12	5	7	—	2	—	—	—
531311	Residential property managers .....	562	3 311	14 607	50	32	9	2	5	—	2	—	—	—
531312	Nonresidential property managers .....	163	1 512	6 963	18	10	3	3	2	—	—	—	—	—
532	Rental & leasing services .....	(F)	(D)	(D)	98	43	19	26	8	2	—	—	—	—
5321	Automotive equipment rental & leasing .....	287	2 053	8 670	22	11	1	5	3	2	—	—	—	—
53211	Passenger car rental & leasing .....	153	898	4 396	7	3	—	—	3	1	—	—	—	—
53212	Truck, utility trailer & RV rental & leasing .....	134	1 155	4 274	15	8	1	5	—	1	—	—	—	—
532120	Truck, utility trailer & RV rental & leasing .....	134	1 155	4 274	15	8	1	5	—	1	—	—	—	—
5322	Consumer goods rental .....	429	1 690	6 941	52	19	12	17	4	—	—	—	—	—
53223	Video tape & disc rental .....	299	695	2 741	34	11	7	14	2	—	—	—	—	—
532230	Video tape & disc rental .....	299	695	2 741	34	11	7	14	2	—	—	—	—	—
<b>54</b>	<b>Professional, scientific &amp; technical services .....</b>	<b>9 361</b>	<b>117 481</b>	<b>519 750</b>	<b>1 377</b>	<b>939</b>	<b>209</b>	<b>116</b>	<b>86</b>	<b>21</b>	<b>6</b>	—	—	—
541	Professional, scientific & technical services .....	9 361	117 481	519 750	1 377	939	209	116	86	21	6	—	—	—
5411	Legal services .....	1 961	22 915	115 982	261	163	47	32	13	4	2	—	—	—
54111	Offices of lawyers .....	1 716	20 658	105 672	243	155	44	28	12	2	2	—	—	—
541110	Offices of lawyers .....	1 716	20 658	105 672	243	155	44	28	12	2	2	—	—	—
54119	Other legal services .....	245	2 257	10 310	18	8	3	4	1	2	—	—	—	—
5412	Accounting, tax prep, bookkeep, payroll services .....	983	9 520	38 671	165	115	24	13	11	2	—	—	—	—
54121	Accounting, tax prep, bookkeep, payroll services .....	983	9 520	38 671	165	115	24	13	11	2	—	—	—	—
541211	Offices of certified public accountants .....	461	5 502	26 181	89	61	17	5	6	—	—	—	—	—
541213	Tax preparation services .....	221	691	1 798	25	13	3	6	3	—	—	—	—	—
541214	Payroll services .....	176	2 407	6 537	8	3	—	2	1	2	—	—	—	—
541219	Other accounting services .....	125	920	4 155	43	38	4	—	1	—	—	—	—	—
5413	Architectural, engineering & related services ...	1 586	19 460	88 172	207	132	33	17	21	4	—	—	—	—
54131	Architectural services .....	106	1 268	6 990	25	18	5	1	1	—	—	—	—	—
541310	Architectural services .....	106	1 268	6 990	25	18	5	1	1	—	—	—	—	—
54133	Engineering services .....	1 206	15 869	69 799	125	74	20	9	18	4	—	—	—	—
541330	Engineering services .....	1 206	15 869	69 799	125	74	20	9	18	4	—	—	—	—
54138	Testing laboratories .....	101	1 173	5 279	14	9	1	3	1	—	—	—	—	—
541380	Testing laboratories .....	101	1 173	5 279	14	9	1	3	1	—	—	—	—	—
5414	Specialized design services .....	180	1 785	8 103	36	23	9	2	2	—	—	—	—	—
5415	Computer systems design & related services ...	2 179	35 267	147 540	319	234	36	22	18	7	2	—	—	—
54151	Computer systems design & related services ...	2 179	35 267	147 540	319	234	36	22	18	7	2	—	—	—
541511	Custom computer programming services ...	915	16 365	64 444	146	106	18	12	6	4	—	—	—	—
541512	Computer systems design services .....	1 003	15 533	64 851	126	94	12	7	9	2	2	—	—	—
5416	Management, sci & tech consulting services .....	865	11 291	49 597	192	149	28	7	6	2	—	—	—	—
54161	Management consulting services .....	681	9 326	39 703	160	124	23	7	5	1	—	—	—	—
541611	Admin & gen management consulting services .....	353	4 745	20 963	75	59	8	5	2	1	—	—	—	—
541612	Human res & exec search consulting services .....	119	1 722	7 282	27	19	6	1	1	—	—	—	—	—
541613	Marketing consulting services .....	132	1 910	7 823	36	31	3	—	2	—	—	—	—	—
54162	Environmental consulting services .....	108	796	4 564	7	5	1	—	—	1	—	—	—	—
541620	Environmental consulting services .....	108	796	4 564	7	5	1	—	—	1	—	—	—	—
5417	Scientific R&D services .....	513	9 566	40 008	33	17	4	6	4	1	1	—	—	—
54171	R&D in physical, engineering & life sciences..	484	9 478	39 660	30	16	3	6	3	1	1	—	—	—
541710	R&D in physical, engineering & life sciences .....	484	9 478	39 660	30	16	3	6	3	1	1	—	—	—
5418	Advertising & related services .....	374	3 637	13 389	53	37	7	5	3	—	1	—	—	—
54181	Advertising agencies .....	133	1 742	7 678	27	16	7	3	1	—	—	—	—	—
541810	Advertising agencies .....	133	1 742	7 678	27	16	7	3	1	—	—	—	—	—
54182	Public relations agencies .....	161	1 231	2 941	6	4	—	—	1	—	1	—	—	—
541820	Public relations agencies .....	161	1 231	2 941	6	4	—	—	1	—	1	—	—	—

See footnotes at end of table.

**Table 6. Counties—Employees, Payroll, and Establishments by Industry: 2002—Con.**

[Excludes most government employees, railroad employees, and self-employed persons. Size class 1 to 4 includes establishments with payroll, but no employees, during mid-March pay period. (D) denotes figures withheld to avoid disclosing data for individual companies; the data are included in broader industry totals. Detailed industries with 100 or more employees are shown if industry was not a (D). For explanation of terms, abbreviations, and data reliability/comparability, see introductory text]

NAICS code	Industry	Number of employees for week including March 12	Payroll (\$1,000)		Total number of establishments	Number of establishments by employment-size class								
			First quarter	Annual		1 to 4	5 to 9	10 to 19	20 to 49	50 to 99	100 to 249	250 to 499	500 to 999	1,000 or more
<b>HILLSBOROUGH—Con.</b>														
<b>54</b>	<b>Professional, scientific &amp; technical services—Con.</b>													
541	Professional, scientific & technical services—Con.													
5419	Oth professional, scientific, technical services ..	720	4 040	18 288	111	69	21	12	8	1	—	—	—	—
54192	Photographic services .....	108	379	1 804	27	18	7	2	—	—	—	—	—	—
541921	Photography studios, portrait .....	100	343	1 662	21	12	7	2	—	—	—	—	—	—
54194	Veterinary services .....	426	2 020	9 557	36	12	9	8	6	1	—	—	—	—
541940	Veterinary services .....	426	2 020	9 557	36	12	9	8	6	1	—	—	—	—
54199	All oth prof, scientific & technical services ..	176	1 539	6 544	41	32	5	2	2	—	—	—	—	—
541990	All oth prof, scientific & technical services ..	176	1 539	6 544	41	32	5	2	2	—	—	—	—	—
<b>55</b>	<b>Management of companies &amp; enterprises .</b>	<b>3 314</b>	<b>58 832</b>	<b>247 829</b>	<b>71</b>	<b>26</b>	<b>13</b>	<b>11</b>	<b>12</b>	<b>6</b>	<b>1</b>	<b>1</b>	<b>—</b>	<b>1</b>
551	Management of companies & enterprises .....	3 314	58 832	247 829	71	26	13	11	12	6	1	1	—	1
5511	Management of companies & enterprises .....	3 314	58 832	247 829	71	26	13	11	12	6	1	1	—	1
55111	Management of companies & enterprises .....	3 314	58 832	247 829	71	26	13	11	12	6	1	1	—	1
551114	Corp, subsidiary & regional managing offices .....	3 191	56 898	239 361	59	19	12	9	11	5	1	1	—	1
<b>56</b>	<b>Admin, support, waste mgt, remediation services.....</b>	<b>9 469</b>	<b>85 841</b>	<b>379 161</b>	<b>557</b>	<b>325</b>	<b>89</b>	<b>54</b>	<b>51</b>	<b>17</b>	<b>18</b>	<b>2</b>	<b>—</b>	<b>1</b>
561	Administrative & support services .....	(I)	(D)	(D)	535	313	81	52	51	17	18	2	—	1
5611	Office administrative services .....	1 278	8 880	34 199	31	13	4	4	5	2	1	2	—	—
56111	Office administrative services .....	1 278	8 880	34 199	31	13	4	4	5	2	1	2	—	—
561110	Office administrative services .....	1 278	8 880	34 199	31	13	4	4	5	2	1	2	—	—
5613	Employment services .....	4 297	57 223	250 645	72	21	3	9	21	8	9	—	—	1
56131	Employment placement agencies .....	(E)	(D)	(D)	19	11	2	2	2	1	1	—	—	—
56132	Temporary help services .....	3 873	53 595	234 915	51	10	—	7	19	7	7	—	—	1
561320	Temporary help services .....	3 873	53 595	234 915	51	10	—	7	19	7	7	—	—	1
56133	Employee leasing services .....	(C)	(D)	(D)	2	—	1	—	—	—	1	—	—	—
5614	Business support services .....	665	3 799	17 472	47	24	7	7	7	1	1	—	—	—
56142	Telephone call centers .....	360	1 778	7 444	10	2	1	3	3	—	1	—	—	—
56143	Business service centers .....	(C)	(D)	(D)	17	9	4	3	1	—	—	—	—	—
56144	Collection agencies .....	133	1 088	5 992	8	3	2	—	2	1	—	—	—	—
561440	Collection agencies .....	133	1 088	5 992	8	3	2	—	2	1	—	—	—	—
5615	Travel arrangement & reservation services .....	(C)	(D)	(D)	47	31	12	3	1	—	—	—	—	—
56151	Travel agencies .....	210	1 522	5 818	38	23	11	3	1	—	—	—	—	—
561510	Travel agencies .....	210	1 522	5 818	38	23	11	3	1	—	—	—	—	—
5616	Investigation & security services .....	642	3 475	15 990	38	21	8	4	1	1	3	—	—	—
56161	Investigation, guard & armored car services ..	363	1 164	5 462	14	7	2	2	1	—	2	—	—	—
561612	Security guards & patrol services .....	330	803	3 871	6	1	1	1	1	—	2	—	—	—
56162	Security systems services .....	279	2 311	10 528	24	14	6	2	—	1	1	—	—	—
561621	Security systems services (except locksmiths) .....	242	2 033	9 492	15	9	2	2	—	1	1	—	—	—
5617	Services to buildings & dwellings .....	1 903	8 041	42 062	268	183	42	21	15	5	2	—	—	—
56172	Janitorial services .....	1 056	3 396	14 035	91	44	19	15	8	4	1	—	—	—
561720	Janitorial services .....	1 056	3 396	14 035	91	44	19	15	8	4	1	—	—	—
56173	Landscaping services .....	688	3 447	22 260	144	112	20	5	5	1	1	—	—	—
561730	Landscaping services .....	688	3 447	22 260	144	112	20	5	5	1	1	—	—	—
5619	Other support services .....	343	1 933	8 952	29	17	5	4	1	—	2	—	—	—
56199	All other support services .....	(E)	(D)	(D)	25	15	4	3	1	—	2	—	—	—
562	Waste management & remediation services .....	(C)	(D)	(D)	22	12	8	2	—	—	—	—	—	—
<b>61</b>	<b>Educational services .....</b>	<b>4 108</b>	<b>27 931</b>	<b>120 440</b>	<b>166</b>	<b>89</b>	<b>24</b>	<b>21</b>	<b>17</b>	<b>5</b>	<b>5</b>	<b>4</b>	<b>1</b>	<b>—</b>
611	Educational services .....	4 108	27 931	120 440	166	89	24	21	17	5	5	4	1	—
6111	Elementary & secondary schools .....	1 190	6 400	25 444	42	10	7	10	8	5	2	—	—	—
61111	Elementary & secondary schools .....	1 190	6 400	25 444	42	10	7	10	8	5	2	—	—	—
611110	Elementary & secondary schools .....	1 190	6 400	25 444	42	10	7	10	8	5	2	—	—	—
6113	Colleges, universities & professional schools ...	1 846	11 535	45 412	10	1	1	—	3	—	1	3	1	—
61131	Colleges, universities & professional schools ...	1 846	11 535	45 412	10	1	1	—	3	—	1	3	1	—
611310	Colleges, universities & professional schools .....	1 846	11 535	45 412	10	1	1	—	3	—	1	3	1	—
6114	Business schools & computer & mgt training ...	(E)	(D)	(D)	17	12	3	1	—	—	—	1	—	—
61142	Computer training .....	(E)	(D)	(D)	12	8	2	1	—	—	—	1	—	—
6116	Other schools & instruction .....	642	2 179	10 085	71	47	9	8	5	—	2	—	—	—
61161	Fine arts schools .....	243	684	3 055	26	16	6	1	2	—	1	—	—	—
611610	Fine arts schools .....	243	684	3 055	26	16	6	1	2	—	1	—	—	—
61162	Sports & recreation instruction .....	(C)	(D)	(D)	25	17	3	5	—	—	—	—	—	—
61169	All other schools & instruction .....	269	1 006	4 770	19	13	—	2	3	—	1	—	—	—
611691	Exam preparation & tutoring .....	100	323	1 470	8	4	—	2	2	—	—	—	—	—
611699	All other miscellaneous schools & instruction .....	126	549	2 713	7	6	—	—	—	—	1	—	—	—
<b>62</b>	<b>Health care and social assistance .....</b>	<b>23 859</b>	<b>188 133</b>	<b>792 405</b>	<b>961</b>	<b>337</b>	<b>255</b>	<b>183</b>	<b>111</b>	<b>40</b>	<b>24</b>	<b>4</b>	<b>3</b>	<b>4</b>
621	Ambulatory health care services .....	7 962	81 303	365 174	637	246	187	126	55	16	5	1	1	—
6211	Offices of physicians .....	2 529	36 267	172 016	227	69	66	58	30	4	—	—	—	—
62111	Offices of physicians .....	2 529	36 267	172 016	227	69	66	58	30	4	—	—	—	—
621111	Offices of physicians (exc mental health) ...	2 461	35 506	168 665	218	64	64	57	29	4	—	—	—	—
6212	Offices of dentists .....	1 344	12 188	62 172	194	74	74	40	6	—	—	—	—	—
62121	Offices of dentists .....	1 344	12 188	62 172	194	74	74	40	6	—	—	—	—	—
621210	Offices of dentists .....	1 344	12 188	62 172	194	74	74	40	6	—	—	—	—	—
6213	Offices of other health practitioners .....	871	6 430	28 056	137	83	33	17	2	2	—	—	—	—
62131	Offices of chiropractors .....	168	878	3 828	49	38	8	3	—	—	—	—	—	—
621310	Offices of chiropractors .....	168	878	3 828	49	38	8	3	—	—	—	—	—	—
62132	Offices of optometrists .....	129	910	4 211	25	16	7	1	1	—	—	—	—	—
621320	Offices of optometrists .....	129	910	4 211	25	16	7	1	1	—	—	—	—	—
62134	Offices of PT, OT, speech therapy & audiology .....	339	2 407	10 099	30	10	9	9	1	1	—	—	—	—
621340	Offices of PT, OT, speech therapy & audiology .....	339	2 407	10 099	30	10	9	9	1	1	—	—	—	—

See footnotes at end of table.

**Table 6. Counties—Employees, Payroll, and Establishments by Industry: 2002—Con.**

[Excludes most government employees, railroad employees, and self-employed persons. Size class 1 to 4 includes establishments with payroll, but no employees, during mid-March pay period. (D) denotes figures withheld to avoid disclosing data for individual companies; the data are included in broader industry totals. Detailed industries with 100 or more employees are shown if industry was not a (D). For explanation of terms, abbreviations, and data reliability/comparability, see introductory text]

NAICS code	Industry	Number of employees for week including March 12	Payroll (\$1,000)		Total number of establishments	Number of establishments by employment-size class								
			First quarter	Annual		1 to 4	5 to 9	10 to 19	20 to 49	50 to 99	100 to 249	250 to 499	500 to 999	1,000 or more
<b>HILLSBOROUGH—Con.</b>														
<b>62</b>	<b>Health care and social assistance—Con.</b>													
621	Ambulatory health care services—Con.													
6213	Offices of other health practitioners—Con.													
62139	Offices of all other health practitioners .....	173	1 668	7 605	20	11	6	2	—	1	—	—	—	—
621399	Offices of all other misc health practitioners .....	137	1 316	6 100	12	6	4	1	—	1	—	—	—	—
6214	Outpatient care centers .....	1 799	17 367	66 413	41	8	11	7	7	5	1	1	1	—
62142	Outpatient mental health, substance abuse ctrs .....	(E)	(D)	(D)	13	4	3	3	1	1	—	—	—	—
62149	Other outpatient care centers .....	1 394	14 659	55 102	26	3	8	3	6	4	—	1	1	—
621493	Freestanding ambulatory surgery, emergency ctr .....	151	1 264	5 150	7	1	2	1	3	—	—	—	—	—
621498	All other outpatient care centers .....	1 160	12 501	46 241	16	1	6	2	2	3	—	1	1	—
6215	Medical & diagnostic laboratories .....	(C)	(D)	(D)	11	6	1	2	2	—	—	—	—	—
62151	Medical & diagnostic laboratories .....	(C)	(D)	(D)	11	6	1	2	2	—	—	—	—	—
6216	Home health care services .....	1 021	5 919	25 022	16	2	—	1	6	4	3	—	—	—
62161	Home health care services .....	1 021	5 919	25 022	16	2	—	1	6	4	3	—	—	—
621610	Home health care services .....	1 021	5 919	25 022	16	2	—	1	6	4	3	—	—	—
6219	Other ambulatory health care services .....	(E)	(D)	(D)	11	4	2	1	2	1	1	—	—	—
62191	Ambulance services .....	(C)	(D)	(D)	5	2	—	—	1	1	1	—	—	—
622	Hospitals .....	(I)	(D)	(D)	10	2	—	—	1	—	—	1	2	4
6221	General medical & surgical hospitals .....	7 155	65 135	253 983	7	1	—	—	—	—	—	1	1	4
62211	General medical & surgical hospitals .....	7 155	65 135	253 983	7	1	—	—	—	—	—	1	1	4
622110	General medical & surgical hospitals .....	7 155	65 135	253 983	7	1	—	—	—	—	—	1	1	4
6223	Other specialty hospitals .....	(F)	(D)	(D)	2	—	—	—	1	—	—	—	1	—
62231	Other specialty hospitals .....	(F)	(D)	(D)	2	—	—	—	1	—	—	—	1	—
623	Nursing & residential care facilities .....	3 768	20 569	83 928	90	14	17	17	16	14	11	1	—	—
6231	Nursing care facilities .....	2 201	12 622	50 988	24	1	—	1	4	9	8	1	—	—
62311	Nursing care facilities .....	2 201	12 622	50 988	24	1	—	1	4	9	8	1	—	—
623110	Nursing care facilities .....	2 201	12 622	50 988	24	1	—	1	4	9	8	1	—	—
6232	Residential mental retardation, health facil .....	335	1 853	7 724	27	4	9	10	4	—	—	—	—	—
62321	Residential mental retardation facilities .....	203	1 086	4 243	15	2	4	7	2	—	—	—	—	—
623210	Residential mental retardation facilities .....	203	1 086	4 243	15	2	4	7	2	—	—	—	—	—
62322	Residential mental health, subst abuse facil ..	132	767	3 481	12	2	5	3	2	—	—	—	—	—
623220	Residential mental health, subst abuse facil ..	132	767	3 481	12	2	5	3	2	—	—	—	—	—
6233	Community care facilities for the elderly .....	668	3 147	12 426	24	5	5	5	4	4	1	—	—	—
62331	Community care facilities for the elderly .....	668	3 147	12 426	24	5	5	5	4	4	1	—	—	—
623311	Continuing care retirement communities ..	362	1 899	7 410	8	2	—	1	2	2	1	—	—	—
623312	Homes for the elderly .....	306	1 248	5 016	16	3	5	4	2	2	—	—	—	—
6239	Other residential care facilities .....	564	2 947	12 790	15	4	3	1	4	1	2	—	—	—
62399	Other residential care facilities .....	564	2 947	12 790	15	4	3	1	4	1	2	—	—	—
623990	Other residential care facilities .....	564	2 947	12 790	15	4	3	1	4	1	2	—	—	—
624	Social assistance .....	(H)	(D)	(D)	224	75	51	40	39	10	8	1	—	—
6241	Individual & family services .....	1 309	7 087	28 261	57	28	12	6	3	4	3	1	—	—
62411	Child & youth services .....	535	3 480	13 150	18	8	3	3	—	3	—	1	—	—
624110	Child & youth services .....	535	3 480	13 150	18	8	3	3	—	3	—	1	—	—
62412	Services for elderly & disabled persons .....	481	1 871	8 231	12	4	4	1	—	1	2	—	—	—
624120	Services for elderly & disabled persons .....	481	1 871	8 231	12	4	4	1	—	1	2	—	—	—
62419	Other individual & family services .....	293	1 736	6 880	27	16	5	2	3	—	1	—	—	—
624190	Other individual & family services .....	293	1 736	6 880	27	16	5	2	3	—	1	—	—	—
6242	Community, emergency & other relief services ..	(E)	(D)	(D)	27	7	8	8	4	—	—	—	—	—
62421	Community food services .....	122	442	1 885	16	6	6	2	2	—	—	—	—	—
624210	Community food services .....	122	442	1 885	16	6	6	2	2	—	—	—	—	—
6243	Vocational rehabilitation services .....	1 100	3 460	14 604	22	5	1	4	6	2	4	—	—	—
62431	Vocational rehabilitation services .....	1 100	3 460	14 604	22	5	1	4	6	2	4	—	—	—
624310	Vocational rehabilitation services .....	1 100	3 460	14 604	22	5	1	4	6	2	4	—	—	—
6244	Child day care services .....	1 687	6 070	24 938	118	35	30	22	26	4	1	—	—	—
62441	Child day care services .....	1 687	6 070	24 938	118	35	30	22	26	4	1	—	—	—
624410	Child day care services .....	1 687	6 070	24 938	118	35	30	22	26	4	1	—	—	—
<b>71</b>	<b>Arts, entertainment &amp; recreation .....</b>	<b>1 809</b>	<b>7 322</b>	<b>36 679</b>	<b>153</b>	<b>83</b>	<b>24</b>	<b>22</b>	<b>13</b>	<b>9</b>	<b>2</b>	<b>—</b>	<b>—</b>	<b>—</b>
711	Performing arts, spectator sports & related industries .....	217	1 333	6 538	39	27	6	3	2	1	—	—	—	—
712	Museums, historical sites & like institutions .....	103	396	1 729	8	6	—	1	—	1	—	—	—	—
7121	Museums, historical sites & like institutions .....	103	396	1 729	8	6	—	1	—	1	—	—	—	—
713	Amusement, gambling & recreation industries .....	1 489	5 593	28 412	106	50	18	18	11	7	2	—	—	—
7139	Other amusement & recreation industries .....	1 479	5 512	28 073	102	47	17	18	11	7	2	—	—	—
71391	Golf courses & country clubs .....	313	1 876	11 768	19	7	3	5	2	2	—	—	—	—
713910	Golf courses & country clubs .....	313	1 876	11 768	19	7	3	5	2	2	—	—	—	—
71394	Fitness & recreational sports centers .....	805	2 169	9 773	44	22	7	4	5	4	2	—	—	—
713940	Fitness & recreational sports centers .....	805	2 169	9 773	44	22	7	4	5	4	2	—	—	—
71399	All other amusement & recreation industries ..	252	1 023	4 588	29	14	6	6	2	1	—	—	—	—
713990	All other amusement & recreation industries ..	252	1 023	4 588	29	14	6	6	2	1	—	—	—	—
<b>72</b>	<b>Accommodation &amp; food services .....</b>	<b>12 879</b>	<b>41 441</b>	<b>183 151</b>	<b>746</b>	<b>241</b>	<b>138</b>	<b>153</b>	<b>162</b>	<b>39</b>	<b>12</b>	<b>1</b>	<b>—</b>	<b>—</b>
721	Accommodation .....	1 329	6 017	28 768	45	19	4	9	6	1	5	1	—	—
7211	Traveler accommodation .....	1 254	5 638	26 308	33	11	3	7	5	1	5	1	—	—
72111	Hotels (exc casino hotels) & motels .....	1 248	5 625	26 252	29	8	2	7	5	1	5	1	—	—
721110	Hotels (exc casino hotels) & motels .....	1 248	5 625	26 252	29	8	2	7	5	1	5	1	—	—

See footnotes at end of table.

**Table 6. Counties—Employees, Payroll, and Establishments by Industry: 2002—Con.**

[Excludes most government employees, railroad employees, and self-employed persons. Size class 1 to 4 includes establishments with payroll, but no employees, during mid-March pay period. (D) denotes figures withheld to avoid disclosing data for individual companies; the data are included in broader industry totals. Detailed industries with 100 or more employees are shown if industry was not a (D). For explanation of terms, abbreviations, and data reliability/comparability, see introductory text]

NAICS code	Industry	Number of employees for week including March 12	Payroll (\$1,000)		Total number of establishments	Number of establishments by employment-size class								
			First quarter	Annual		1 to 4	5 to 9	10 to 19	20 to 49	50 to 99	100 to 249	250 to 499	500 to 999	1,000 or more
<b>HILLSBOROUGH—Con.</b>														
<b>72</b>	<b>Accommodation &amp; food services—Con.</b>													
722	Food services & drinking places .....	11 550	35 424	154 383	701	222	134	144	156	38	7	—	—	—
7221	Full-service restaurants .....	6 475	21 451	92 551	287	76	46	61	66	32	6	—	—	—
72211	Full-service restaurants .....	6 475	21 451	92 551	287	76	46	61	66	32	6	—	—	—
722110	Full-service restaurants .....	6 475	21 451	92 551	287	76	46	61	66	32	6	—	—	—
7222	Limited-service eating places .....	4 242	11 522	49 689	335	114	64	73	79	5	—	—	—	—
72221	Limited-service eating places .....	4 242	11 522	49 689	335	114	64	73	79	5	—	—	—	—
722211	Limited-service restaurants .....	3 197	8 590	36 803	245	86	47	44	64	4	—	—	—	—
722213	Snack & nonalcoholic beverage bars .....	1 028	2 884	12 707	86	26	15	29	15	1	—	—	—	—
7223	Special food services .....	541	1 714	8 478	59	25	18	7	8	1	—	—	—	—
72231	Food service contractors .....	378	1 313	5 844	40	17	11	6	5	1	—	—	—	—
722310	Food service contractors .....	378	1 313	5 844	40	17	11	6	5	1	—	—	—	—
72232	Caterers .....	(C)	(D)	(D)	16	6	6	1	3	—	—	—	—	—
7224	Drinking places (alcoholic beverages) .....	292	737	3 665	20	7	6	3	3	—	1	—	—	—
72241	Drinking places (alcoholic beverages) .....	292	737	3 665	20	7	6	3	3	—	1	—	—	—
722410	Drinking places (alcoholic beverages) .....	292	737	3 665	20	7	6	3	3	—	1	—	—	—
<b>81</b>	<b>Other services (except public administration)</b> .....	<b>7 925</b>	<b>45 149</b>	<b>182 874</b>	<b>1 022</b>	<b>587</b>	<b>230</b>	<b>126</b>	<b>63</b>	<b>10</b>	<b>5</b>	<b>1</b>	—	—
811	Repair & maintenance .....	2 169	18 254	72 088	350	210	80	37	21	2	—	—	—	—
8111	Automotive repair & maintenance .....	1 354	9 802	39 874	243	142	63	27	11	—	—	—	—	—
81111	Automotive mechanical & electrical R&M .....	817	5 999	23 980	166	108	41	13	4	—	—	—	—	—
811111	General automotive repair .....	725	5 249	20 803	145	95	35	11	4	—	—	—	—	—
81112	Automotive body, paint, interior & glass repair .....	367	2 931	12 725	59	30	17	7	5	—	—	—	—	—
811121	Automotive body, paint & interior R&M .....	313	2 502	10 774	49	27	11	6	5	—	—	—	—	—
81119	Other automotive R&M .....	170	872	3 169	18	4	5	7	2	—	—	—	—	—
811192	Car washes .....	113	551	1 797	12	3	4	3	2	—	—	—	—	—
8112	Electronic & precision equipment R&M .....	399	4 979	18 543	38	22	6	3	5	2	—	—	—	—
81121	Electronic & precision equipment R&M .....	399	4 979	18 543	38	22	6	3	5	2	—	—	—	—
811212	Computer & office machine R&M .....	252	3 170	10 739	18	10	3	1	2	2	—	—	—	—
811219	Other electronic & precision equipment R&M .....	115	1 576	6 452	11	4	3	2	2	—	—	—	—	—
8113	Commercial equipment (exc auto & elec) R&M .....	195	1 727	6 746	35	24	5	3	3	—	—	—	—	—
81131	Commercial equipment (exc auto & elec) R&M .....	195	1 727	6 746	35	24	5	3	3	—	—	—	—	—
811310	Commercial equipment (exc auto & elec) R&M .....	195	1 727	6 746	35	24	5	3	3	—	—	—	—	—
8114	Personal & household goods R&M .....	221	1 746	6 925	34	22	6	4	2	—	—	—	—	—
81141	Home, garden equipment & appliance R&M .....	143	1 102	4 285	14	8	2	2	2	—	—	—	—	—
812	Personal & laundry services .....	2 421	11 426	48 203	322	193	73	31	20	2	3	—	—	—
8121	Personal care services .....	1 239	4 613	19 714	195	112	49	21	12	1	—	—	—	—
81211	Hair, nail & skin care services .....	1 048	4 203	17 881	166	97	41	18	9	1	—	—	—	—
812112	Beauty salons .....	983	3 977	16 863	146	83	36	17	9	1	—	—	—	—
81219	Other personal care services .....	191	410	1 833	29	15	8	3	3	—	—	—	—	—
812199	Other personal care services .....	102	211	894	19	12	5	1	1	—	—	—	—	—
8123	Drycleaning & laundry services .....	827	5 114	21 075	45	26	5	4	6	1	3	—	—	—
81232	Drycleaning & laundry services (exc coin-op) .....	344	1 870	7 452	23	12	4	3	3	—	1	—	—	—
812320	Drycleaning & laundry services (exc coin-op) .....	344	1 870	7 452	23	12	4	3	3	—	1	—	—	—
81233	Linen & uniform supply .....	437	3 098	13 016	9	3	—	—	3	1	2	—	—	—
8129	Other personal services .....	263	914	4 314	59	40	12	5	2	—	—	—	—	—
81291	Pet care (except veterinary) services .....	122	321	1 405	21	13	5	1	2	—	—	—	—	—
812910	Pet care (except veterinary) services .....	122	321	1 405	21	13	5	1	2	—	—	—	—	—
813	Religious, grantmaking, civic, prof & like organizations .....	3 335	15 469	62 583	350	184	77	58	22	6	2	1	—	—
8131	Religious organizations .....	1 529	5 941	23 090	171	77	45	32	14	3	—	—	—	—
81311	Religious organizations .....	1 529	5 941	23 090	171	77	45	32	14	3	—	—	—	—
813110	Religious organizations .....	1 529	5 941	23 090	171	77	45	32	14	3	—	—	—	—
8132	Grantmaking & giving services .....	157	1 257	5 452	20	12	3	3	1	1	—	—	—	—
81321	Grantmaking & giving services .....	157	1 257	5 452	20	12	3	3	1	1	—	—	—	—
8134	Civic & social organizations .....	879	2 487	11 052	64	25	18	14	3	2	2	—	—	—
81341	Civic & social organizations .....	879	2 487	11 052	64	25	18	14	3	2	2	—	—	—
813410	Civic & social organizations .....	879	2 487	11 052	64	25	18	14	3	2	2	—	—	—
8139	Business, labor, political, like organizations .....	693	5 279	20 659	75	55	8	7	4	—	—	1	—	—
81391	Business associations .....	103	1 933	6 996	18	13	2	1	2	—	—	—	—	—
813910	Business associations .....	103	1 933	6 996	18	13	2	1	2	—	—	—	—	—
81392	Professional organizations .....	389	2 469	10 042	10	6	2	—	1	—	—	1	—	—
813920	Professional organizations .....	389	2 469	10 042	10	6	2	—	1	—	—	1	—	—
81393	Labor unions & similar labor organizations .....	131	448	1 834	21	14	2	4	1	—	—	—	—	—
813930	Labor unions & similar labor organizations .....	131	448	1 834	21	14	2	4	1	—	—	—	—	—
<b>95</b>	<b>Auxiliaries (exc corporate, subsidiary &amp; regional mgt)</b> .....	<b>408</b>	<b>5 521</b>	<b>20 914</b>	<b>16</b>	<b>5</b>	<b>1</b>	<b>2</b>	<b>5</b>	<b>3</b>	—	—	—	—
<b>99</b>	<b>Unclassified establishments</b> .....	<b>25</b>	<b>210</b>	<b>1 071</b>	<b>29</b>	<b>27</b>	<b>1</b>	<b>1</b>	—	—	—	—	—	—
<b>MERRIMACK</b>														
	<b>Total</b> .....	<b>57 477</b>	<b>432 743</b>	<b>1 847 991</b>	<b>4 110</b>	<b>2 194</b>	<b>839</b>	<b>521</b>	<b>372</b>	<b>95</b>	<b>61</b>	<b>20</b>	<b>7</b>	<b>1</b>
<b>11</b>	<b>Forestry, fishing, hunting, and agriculture support</b> .....	<b>72</b>	<b>423</b>	<b>1 903</b>	<b>17</b>	<b>11</b>	<b>4</b>	<b>2</b>	—	—	—	—	—	—
<b>21</b>	<b>Mining</b> .....	<b>(B)</b>	<b>(D)</b>	<b>(D)</b>	<b>8</b>	<b>3</b>	<b>2</b>	<b>2</b>	<b>1</b>	—	—	—	—	—

See footnotes at end of table.

**Table 6. Counties—Employees, Payroll, and Establishments by Industry: 2002—Con.**

[Excludes most government employees, railroad employees, and self-employed persons. Size class 1 to 4 includes establishments with payroll, but no employees, during mid-March pay period. (D) denotes figures withheld to avoid disclosing data for individual companies; the data are included in broader industry totals. Detailed industries with 100 or more employees are shown if industry was not a (D). For explanation of terms, abbreviations, and data reliability/comparability, see introductory text]

NAICS code	Industry	Number of employees for week including March 12	Payroll (\$1,000)		Total number of establishments	Number of establishments by employment-size class								
			First quarter	Annual		1 to 4	5 to 9	10 to 19	20 to 49	50 to 99	100 to 249	250 to 499	500 to 999	1,000 or more
<b>MERRIMACK—Con.</b>														
<b>22</b>	<b>Utilities</b>	<b>328</b>	<b>4 685</b>	<b>17 798</b>	<b>12</b>	<b>6</b>	<b>1</b>	<b>1</b>	<b>2</b>	—	<b>2</b>	—	—	—
221	Utilities	328	4 685	17 798	12	6	1	1	2	—	2	—	—	—
2211	Elec pwr generation, transmsn & distribution	(E)	(D)	(D)	10	5	1	—	2	—	2	—	—	—
22111	Electric power generation	(E)	(D)	(D)	7	4	—	—	1	—	2	—	—	—
<b>23</b>	<b>Construction</b>	<b>2 878</b>	<b>28 068</b>	<b>126 480</b>	<b>505</b>	<b>365</b>	<b>70</b>	<b>42</b>	<b>26</b>	—	<b>1</b>	<b>1</b>	—	—
233	Building, developing & general contracting	689	7 358	32 669	137	104	21	5	6	—	1	—	—	—
2332	Residential building construction	(E)	(D)	(D)	118	95	17	3	3	—	—	—	—	—
23321	Single-family housing construction	372	2 773	13 178	116	93	17	3	3	—	—	—	—	—
233210	Single-family housing construction	372	2 773	13 178	116	93	17	3	3	—	—	—	—	—
2333	Nonresidential building construction	(E)	(D)	(D)	16	6	4	2	3	—	1	—	—	—
23332	Commercial & institutional bldg construction	299	4 417	18 800	14	5	3	2	3	—	1	—	—	—
233320	Commercial & institutional bldg construction	299	4 417	18 800	14	5	3	2	3	—	1	—	—	—
234	Heavy construction	680	8 546	34 575	39	21	6	7	4	—	—	1	—	—
2341	Highway, street, bridge & tunnel construction	152	2 509	12 701	15	5	3	5	2	—	—	—	—	—
23411	Highway & street construction	(C)	(D)	(D)	13	5	3	4	1	—	—	—	—	—
2349	Other heavy construction	528	6 037	21 874	24	16	3	2	2	—	—	1	—	—
23492	Pwr, communication transmsn line construction	(E)	(D)	(D)	4	1	1	—	1	—	—	1	—	—
235	Special trade contractors	1 509	12 164	59 236	329	240	43	30	16	—	—	—	—	—
2351	Plumbing, heating & AC contractor	442	4 126	18 181	63	38	9	11	5	—	—	—	—	—
23511	Plumbing, heating & AC contractor	442	4 126	18 181	63	38	9	11	5	—	—	—	—	—
235110	Plumbing, heating & AC contractor	442	4 126	18 181	63	38	9	11	5	—	—	—	—	—
2353	Electrical contractors	234	2 031	8 015	46	29	10	5	2	—	—	—	—	—
23531	Electrical contractors	234	2 031	8 015	46	29	10	5	2	—	—	—	—	—
235310	Electrical contractors	234	2 031	8 015	46	29	10	5	2	—	—	—	—	—
2355	Carpentry & floor contractors	155	1 076	4 713	54	45	6	1	2	—	—	—	—	—
23551	Carpentry contractors	102	621	2 976	44	39	3	1	1	—	—	—	—	—
235510	Carpentry contractors	102	621	2 976	44	39	3	1	1	—	—	—	—	—
2357	Concrete contractors	119	912	5 925	22	15	4	1	2	—	—	—	—	—
23571	Concrete contractors	119	912	5 925	22	15	4	1	2	—	—	—	—	—
235710	Concrete contractors	119	912	5 925	22	15	4	1	2	—	—	—	—	—
2359	Other special trade contractors	303	2 307	12 204	76	60	7	7	2	—	—	—	—	—
23593	Excavation contractors	178	1 397	6 998	47	41	4	—	2	—	—	—	—	—
235930	Excavation contractors	178	1 397	6 998	47	41	4	—	2	—	—	—	—	—
<b>31-33</b>	<b>Manufacturing</b>	<b>8 026</b>	<b>73 238</b>	<b>299 014</b>	<b>216</b>	<b>66</b>	<b>31</b>	<b>35</b>	<b>46</b>	<b>20</b>	<b>12</b>	<b>5</b>	<b>1</b>	—
311	Food mfg	161	1 371	5 518	6	1	—	2	2	1	—	—	—	—
313	Textile mills	174	1 088	5 236	4	1	—	1	—	2	—	—	—	—
3132	Fabric mills	(C)	(D)	(D)	3	1	—	—	—	2	—	—	—	—
315	Apparel manufacturing	(E)	(D)	(D)	1	—	—	—	—	—	—	1	—	—
3152	Cut & sew apparel mfg	(E)	(D)	(D)	1	—	—	—	—	—	—	1	—	—
31522	Men's, boys' cut & sew apparel mfg	(E)	(D)	(D)	1	—	—	—	—	—	—	1	—	—
321	Wood product mfg	880	6 192	25 574	26	4	4	6	8	2	—	—	—	—
3211	Sawmills & wood preservation	223	1 357	5 496	10	1	2	3	3	1	—	—	—	—
32111	Sawmills & wood preservation	223	1 357	5 496	10	1	2	3	3	1	—	—	—	—
3219	Other wood product mfg	657	4 835	20 078	16	3	2	3	5	1	2	—	—	—
32191	Millwork	346	2 724	11 409	8	1	1	3	2	1	—	—	—	—
32199	All other wood product mfg	(E)	(D)	(D)	6	2	—	—	2	1	1	—	—	—
322	Paper mfg	263	2 048	8 868	3	—	—	1	—	1	1	—	—	—
3222	Converted paper product mfg	263	2 048	8 868	3	—	—	1	—	1	1	—	—	—
32221	Paperboard container mfg	(C)	(D)	(D)	1	—	—	—	—	—	1	—	—	—
323	Printing & related support activities	927	9 072	34 282	29	5	9	3	9	—	3	—	—	—
3231	Printing & related support activities	927	9 072	34 282	29	5	9	3	9	—	3	—	—	—
32311	Printing	869	8 669	32 639	23	4	6	2	8	—	3	—	—	—
323110	Commercial lithographic printing	726	7 564	28 842	13	2	3	1	4	—	3	—	—	—
326	Plastics & rubber products mfg	584	4 913	19 091	8	1	—	1	1	4	—	1	—	—
3261	Plastics product mfg	(F)	(D)	(D)	6	—	—	—	1	4	—	1	—	—
32613	Laminated plastics plate, sheet & shape mfg	(E)	(D)	(D)	1	—	—	—	—	—	—	1	—	—
32619	Other plastics product mfg	(E)	(D)	(D)	4	—	—	—	—	4	—	—	—	—
327	Nonmetallic mineral product mfg	263	2 562	11 461	12	5	1	—	5	1	—	—	—	—
3273	Cement & concrete product mfg	178	1 854	7 980	7	3	—	—	3	1	—	—	—	—
331	Primary metal mfg	381	4 080	16 646	6	—	1	3	—	—	2	—	—	—
3312	Steel product mfg from purchased steel	(C)	(D)	(D)	1	—	—	—	—	—	1	—	—	—
33122	Rolling & drawing of purchased steel	(C)	(D)	(D)	1	—	—	—	—	—	1	—	—	—
3314	Nonferrous (exc alum) production & processing	(C)	(D)	(D)	1	—	—	—	—	—	1	—	—	—
33149	Other nonferrous roll, draw, extruding, alloying	(C)	(D)	(D)	1	—	—	—	—	—	1	—	—	—
332	Fabricated metal product mfg	963	8 529	34 483	45	22	5	7	8	2	—	1	—	—
3323	Architectural & structural metals mfg	137	1 104	4 673	14	6	1	4	3	—	—	—	—	—
33232	Ornamental & architectural metal prod mfg	(C)	(D)	(D)	11	4	1	4	2	—	—	—	—	—
3327	Mach shops, turn prod, screw, nut, bolt mfg	198	1 898	7 511	19	12	3	1	2	1	—	—	—	—
33271	Machine shops	(C)	(D)	(D)	17	12	3	—	2	—	—	—	—	—
3329	Other fabricated metal product mfg	591	5 310	21 415	7	1	—	—	2	1	—	1	—	—
33291	Metal valve mfg	540	4 945	20 056	3	—	—	—	1	1	—	—	—	—
332911	Industrial valve mfg	540	4 945	20 056	3	—	—	—	1	1	—	—	—	—

See footnotes at end of table.

**Table 6. Counties—Employees, Payroll, and Establishments by Industry: 2002—Con.**

[Excludes most government employees, railroad employees, and self-employed persons. Size class 1 to 4 includes establishments with payroll, but no employees, during mid-March pay period. (D) denotes figures withheld to avoid disclosing data for individual companies; the data are included in broader industry totals. Detailed industries with 100 or more employees are shown if industry was not a (D). For explanation of terms, abbreviations, and data reliability/comparability, see introductory text]

NAICS code	Industry	Number of employees for week including March 12	Payroll (\$1,000)		Total number of establishments	Number of establishments by employment-size class									
			First quarter	Annual		1 to 4	5 to 9	10 to 19	20 to 49	50 to 99	100 to 249	250 to 499	500 to 999	1,000 or more	
<b>MERRIMACK—Con.</b>															
<b>31-33 Manufacturing—Con.</b>															
333	Machinery mfg . . . . .	718	7 896	29 867	19	8	1	1	5	3	—	1	—	—	
3332	Industrial machinery mfg . . . . .	130	1 393	4 274	4	—	1	—	3	—	—	—	—	—	
3333	Commercial & service industry machinery mfg . . . . .	413	4 630	17 805	4	1	—	—	—	2	—	1	—	—	
33331	Commercial & service industry machinery mfg . . . . .	413	4 630	17 805	4	1	—	—	—	2	—	1	—	—	
3335	Metalworking machinery mfg . . . . .	(C)	(D)	(D)	4	3	—	—	—	1	—	—	—	—	
33351	Metalworking machinery mfg . . . . .	(C)	(D)	(D)	4	3	—	—	—	1	—	—	—	—	
334	Computer & electronic product mfg . . . . .	706	6 031	25 833	14	4	3	3	—	1	2	1	—	—	
3344	Semiconductor & oth electronic component mfg . . . . .	474	4 465	19 358	6	2	—	2	—	—	1	1	—	—	
33441	Semiconductor & oth electronic component mfg . . . . .	474	4 465	19 358	6	2	—	2	—	—	1	1	—	—	
3345	Nav, measuring, medical, control instruments mfg . . . . .	(C)	(D)	(D)	5	1	1	1	—	1	1	—	—	—	
33451	Nav, measuring, medical, control instruments mfg . . . . .	(C)	(D)	(D)	5	1	1	1	—	1	1	—	—	—	
336	Transportation equipment mfg . . . . .	(F)	(D)	(D)	2	—	—	1	—	—	—	—	1	—	
3364	Aerospace product & parts mfg . . . . .	(F)	(D)	(D)	1	—	—	—	—	—	—	—	1	—	
33641	Aerospace product & parts mfg . . . . .	(F)	(D)	(D)	1	—	—	—	—	—	—	—	1	—	
339	Miscellaneous mfg . . . . .	512	3 557	15 414	17	8	4	1	1	1	2	—	—	—	
3399	Other miscellaneous mfg . . . . .	469	3 129	13 779	12	6	2	1	—	1	2	—	—	—	
33999	All other misc mfg . . . . .	(E)	(D)	(D)	4	1	—	—	—	1	2	—	—	—	
<b>42</b>	<b>Wholesale trade . . . . .</b>	<b>3 180</b>	<b>29 765</b>	<b>126 709</b>	<b>198</b>	<b>91</b>	<b>40</b>	<b>31</b>	<b>24</b>	<b>6</b>	<b>4</b>	<b>2</b>	—	—	
421	Wholesale trade, durable goods . . . . .	1 414	14 662	60 449	134	58	33	23	15	4	1	—	—	—	
4211	Motor vehicle, motor vehicle pt & supply whsle . . . . .	219	1 842	7 786	13	3	2	4	3	1	—	—	—	—	
42112	Motor vehicle supplies & new parts whsle . . . . .	(C)	(D)	(D)	6	3	1	1	—	1	—	—	—	—	
4214	Professional & commercial equip & supp whsle . . . . .	171	1 719	6 874	21	10	6	3	2	—	—	—	—	—	
4216	Electrical goods whsle . . . . .	209	2 267	8 857	15	5	4	3	2	1	—	—	—	—	
42169	Other electronic parts & equipment whsle . . . . .	109	1 132	4 451	7	3	2	1	—	1	—	—	—	—	
421690	Other electronic parts & equipment whsle . . . . .	109	1 132	4 451	7	3	2	1	—	1	—	—	—	—	
4217	Hardware, plumb & heating equip & sup whsle . . . . .	104	1 858	6 516	10	5	3	1	—	1	—	—	—	—	
4218	Machinery, equipment & supplies whsle . . . . .	351	3 641	15 061	37	14	14	5	3	—	1	—	—	—	
42181	Const & mining (exc petroleum) equip whsle . . . . .	199	2 299	9 358	9	1	3	3	1	—	1	—	—	—	
421810	Const & mining (exc petroleum) equip whsle . . . . .	199	2 299	9 358	9	1	3	3	1	—	1	—	—	—	
4219	Miscellaneous durable goods whsle . . . . .	179	1 299	5 708	20	13	2	2	1	—	—	—	—	—	
422	Wholesale trade, nondurable goods . . . . .	1 766	15 103	66 260	64	33	7	8	9	2	3	2	—	—	
4224	Grocery & related product whsle . . . . .	320	2 179	9 159	14	9	—	1	3	—	1	—	—	—	
42244	Poultry & poultry product whsle . . . . .	(C)	(D)	(D)	3	2	—	—	—	—	1	—	—	—	
4228	Beer, wine, distilled alcoholic beverage whsle . . . . .	486	4 803	21 236	7	1	—	—	2	2	2	—	—	—	
42281	Beer & ale whsle . . . . .	(E)	(D)	(D)	4	—	—	—	2	2	—	—	—	—	
4229	Miscellaneous nondurable goods whsle . . . . .	750	5 927	25 048	19	13	1	2	1	—	—	2	—	—	
42292	Book, periodical & newspaper whsle . . . . .	(E)	(D)	(D)	4	2	—	1	—	—	—	1	—	—	
42294	Tobacco & tobacco product whsle . . . . .	(E)	(D)	(D)	2	—	—	—	1	—	—	1	—	—	
<b>44-45</b>	<b>Retail trade . . . . .</b>	<b>9 241</b>	<b>47 708</b>	<b>206 735</b>	<b>658</b>	<b>270</b>	<b>189</b>	<b>101</b>	<b>64</b>	<b>17</b>	<b>16</b>	<b>1</b>	—	—	
441	Motor vehicle & parts dealers . . . . .	1 350	11 752	56 568	81	21	27	8	22	1	2	—	—	—	
4411	Automobile dealers . . . . .	943	9 025	41 643	41	11	8	3	16	1	2	—	—	—	
44111	New car dealers . . . . .	795	7 739	35 846	20	1	1	1	14	1	2	—	—	—	
441110	New car dealers . . . . .	795	7 739	35 846	20	1	1	1	14	1	2	—	—	—	
44112	Used car dealers . . . . .	148	1 286	5 797	21	10	7	2	2	—	—	—	—	—	
441120	Used car dealers . . . . .	148	1 286	5 797	21	10	7	2	2	—	—	—	—	—	
4412	Other motor vehicle dealers . . . . .	163	1 262	7 684	14	5	4	2	3	—	—	—	—	—	
44122	Motorcycle & boat & other MV dealers . . . . .	(C)	(D)	(D)	12	5	3	2	2	—	—	—	—	—	
4413	Automotive parts, accessories & tire stores . . . . .	244	1 465	7 241	26	5	15	3	3	—	—	—	—	—	
44131	Automotive parts, accessories & tire stores . . . . .	155	996	5 186	20	5	11	3	1	—	—	—	—	—	
441310	Automotive parts, accessories & tire stores . . . . .	155	996	5 186	20	5	11	3	1	—	—	—	—	—	
442	Furniture & home furnishing stores . . . . .	199	996	4 505	36	22	7	6	1	—	—	—	—	—	
4422	Home furnishings stores . . . . .	115	544	2 374	26	18	6	1	1	—	—	—	—	—	
443	Electronics & appliance stores . . . . .	253	1 376	5 082	28	16	8	2	—	2	—	—	—	—	
4431	Electronics & appliance stores . . . . .	253	1 376	5 082	28	16	8	2	—	2	—	—	—	—	
44311	Appliance, TV & all other electronics stores . . . . .	211	1 022	4 127	19	12	4	1	—	2	—	—	—	—	
443112	Radio, television & other electronics stores . . . . .	188	897	3 580	13	9	2	—	—	2	—	—	—	—	
444	Bldg material & garden equip & supp dealers . . . . .	812	5 504	23 541	62	22	16	17	4	2	1	—	—	—	
4441	Building material & supplies dealers . . . . .	713	5 102	21 327	45	13	13	13	3	2	1	—	—	—	
44411	Home centers . . . . .	281	1 787	7 774	3	—	—	—	—	1	—	—	—	—	
444110	Home centers . . . . .	281	1 787	7 774	3	—	—	—	—	1	—	—	—	—	
44413	Hardware stores . . . . .	(C)	(D)	(D)	12	2	5	5	—	—	—	—	—	—	
44419	Other building material dealers . . . . .	315	2 744	11 172	28	11	6	7	3	1	—	—	—	—	
444190	Other building material dealers . . . . .	315	2 744	11 172	28	11	6	7	3	1	—	—	—	—	
445	Food & beverage stores . . . . .	1 928	7 269	29 829	75	33	20	7	6	1	8	—	—	—	
4451	Grocery stores . . . . .	1 767	6 789	27 710	46	17	12	4	4	1	8	—	—	—	
44511	Grocery (except convenience) stores . . . . .	1 661	6 465	26 409	25	7	3	3	3	1	8	—	—	—	
445110	Grocery (except convenience) stores . . . . .	1 661	6 465	26 409	25	7	3	3	3	1	8	—	—	—	
44512	Convenience stores . . . . .	106	324	1 301	21	10	9	1	1	—	—	—	—	—	
445120	Convenience stores . . . . .	106	324	1 301	21	10	9	1	1	—	—	—	—	—	

See footnotes at end of table.



**Table 6. Counties—Employees, Payroll, and Establishments by Industry: 2002—Con.**

[Excludes most government employees, railroad employees, and self-employed persons. Size class 1 to 4 includes establishments with payroll, but no employees, during mid-March pay period. (D) denotes figures withheld to avoid disclosing data for individual companies; the data are included in broader industry totals. Detailed industries with 100 or more employees are shown if industry was not a (D). For explanation of terms, abbreviations, and data reliability/comparability, see introductory text]

NAICS code	Industry	Number of employees for week including March 12	Payroll (\$1,000)		Total number of establishments	Number of establishments by employment-size class								
			First quarter	Annual		1 to 4	5 to 9	10 to 19	20 to 49	50 to 99	100 to 249	250 to 499	500 to 999	1,000 or more
<b>MERRIMACK—Con.</b>														
<b>44-45 Retail trade—Con.</b>														
446	Health & personal care stores .....	688	3 395	14 876	43	11	10	10	10	2	-	-	-	-
4461	Health & personal care stores .....	688	3 395	14 876	43	11	10	10	10	2	-	-	-	-
44611	Pharmacies & drug stores .....	576	2 822	12 527	23	1	2	9	9	2	-	-	-	-
446110	Pharmacies & drug stores .....	576	2 822	12 527	23	1	2	9	9	2	-	-	-	-
447	Gasoline stations .....	526	2 444	9 963	70	22	32	14	2	-	-	-	-	-
4471	Gasoline stations .....	526	2 444	9 963	70	22	32	14	2	-	-	-	-	-
44711	Gasoline stations with convenience stores .....	415	1 692	6 811	51	12	24	14	1	-	-	-	-	-
447110	Gasoline stations with convenience stores .....	415	1 692	6 811	51	12	24	14	1	-	-	-	-	-
44719	Other gasoline stations .....	111	752	3 152	19	10	8	-	1	-	-	-	-	-
447190	Other gasoline stations .....	111	752	3 152	19	10	8	-	1	-	-	-	-	-
448	Clothing & clothing accessories stores .....	591	1 902	8 102	67	24	25	11	6	1	-	-	-	-
4481	Clothing stores .....	426	1 193	4 991	42	12	16	9	4	1	-	-	-	-
44812	Women's clothing stores .....	109	279	1 266	12	1	7	4	-	-	-	-	-	-
448120	Women's clothing stores .....	109	279	1 266	12	1	7	4	-	-	-	-	-	-
44814	Family clothing stores .....	230	681	2 848	14	3	4	3	3	1	-	-	-	-
448140	Family clothing stores .....	230	681	2 848	14	3	4	3	3	1	-	-	-	-
451	Sporting goods, hobby, book & music stores .....	483	1 706	7 534	52	24	13	8	5	2	-	-	-	-
4511	Sporting goods, hobby, musical instrument stores .....	361	1 256	5 612	35	17	6	6	5	1	-	-	-	-
45111	Sporting goods stores .....	181	716	3 475	16	6	2	5	3	-	-	-	-	-
451110	Sporting goods stores .....	181	716	3 475	16	6	2	5	3	-	-	-	-	-
45112	Hobby, toy & game stores .....	148	389	1 538	12	7	2	-	2	1	-	-	-	-
451120	Hobby, toy & game stores .....	148	389	1 538	12	7	2	-	2	1	-	-	-	-
4512	Book, periodical & music stores .....	122	450	1 922	17	7	7	2	-	1	-	-	-	-
45121	Book stores & news dealers .....	100	384	1 605	11	4	4	2	-	1	-	-	-	-
451211	Book stores .....	100	384	1 605	11	4	4	2	-	1	-	-	-	-
452	General merchandise stores .....	1 444	5 844	24 357	20	5	4	2	-	3	5	1	-	-
4521	Department stores .....	1 254	5 091	21 112	8	-	-	-	-	3	4	1	-	-
45211	Department stores .....	1 254	5 091	21 112	8	-	-	-	-	3	4	1	-	-
452110	Department stores .....	1 254	5 091	21 112	8	-	-	-	-	3	4	1	-	-
4529	Other general merchandise stores .....	190	753	3 245	12	5	4	2	-	1	-	-	-	-
45291	Warehouse clubs & superstores .....	(C)	(D)	(D)	1	-	-	-	-	1	-	-	-	-
453	Miscellaneous store retailers .....	546	1 988	8 545	81	48	18	10	4	1	-	-	-	-
4532	Office supplies, stationery & gift stores .....	205	518	1 953	29	16	6	5	2	-	-	-	-	-
45322	Gift, novelty & souvenir stores .....	(C)	(D)	(D)	26	14	6	5	1	-	-	-	-	-
4539	Other miscellaneous store retailers .....	168	784	3 613	32	22	5	4	1	-	-	-	-	-
454	Nonstore retailers .....	421	3 532	13 833	43	22	9	6	4	2	-	-	-	-
4543	Direct selling establishments .....	384	3 310	12 976	34	15	8	5	4	2	-	-	-	-
45431	Fuel dealers .....	272	2 655	10 402	21	7	7	3	2	2	-	-	-	-
454311	Heating oil dealers .....	169	1 566	6 481	16	5	6	3	1	1	-	-	-	-
454312	Liquified petroleum gas (bottled gas) dealers .....	103	1 089	3 921	5	2	1	-	1	1	-	-	-	-
45439	Other direct selling establishments .....	112	655	2 574	13	8	1	2	2	-	-	-	-	-
454390	Other direct selling establishments .....	112	655	2 574	13	8	1	2	2	-	-	-	-	-
<b>48-49</b>	<b>Transportation &amp; warehousing .....</b>	<b>779</b>	<b>5 131</b>	<b>22 508</b>	<b>70</b>	<b>42</b>	<b>14</b>	<b>7</b>	<b>3</b>	<b>2</b>	<b>2</b>	-	-	-
484	Truck transportation .....	305	2 728	12 301	45	30	9	4	1	-	1	-	-	-
4841	General freight trucking .....	193	1 707	7 889	22	14	4	3	-	-	1	-	-	-
48411	General freight trucking, local .....	122	1 032	4 847	10	7	2	-	-	-	1	-	-	-
484110	General freight trucking, local .....	122	1 032	4 847	10	7	2	-	-	-	1	-	-	-
4842	Specialized freight trucking .....	112	1 021	4 412	23	16	5	1	1	-	-	-	-	-
485	Transit & ground passenger transportation .....	258	1 384	5 908	9	4	1	2	-	1	1	-	-	-
4852	Interurban & rural bus transportation .....	(C)	(D)	(D)	1	-	-	-	-	-	1	-	-	-
48521	Interurban & rural bus transportation .....	(C)	(D)	(D)	1	-	-	-	-	-	1	-	-	-
4854	School & employee bus transportation .....	(C)	(D)	(D)	3	1	-	1	-	1	-	-	-	-
48541	School & employee bus transportation .....	(C)	(D)	(D)	3	1	-	1	-	1	-	-	-	-
492	Couriers & messengers .....	(C)	(D)	(D)	5	3	1	-	-	1	-	-	-	-
4921	Couriers .....	(C)	(D)	(D)	4	3	-	-	-	1	-	-	-	-
49211	Couriers .....	(C)	(D)	(D)	4	3	-	-	-	1	-	-	-	-
<b>51</b>	<b>Information .....</b>	<b>813</b>	<b>8 267</b>	<b>30 158</b>	<b>71</b>	<b>36</b>	<b>15</b>	<b>10</b>	<b>7</b>	<b>2</b>	<b>1</b>	-	-	-
511	Publishing industries .....	295	3 090	10 814	16	8	4	2	1	-	1	-	-	-
5111	Newspaper, periodical, book, database publishers .....	223	1 538	5 567	11	7	3	-	-	-	1	-	-	-
51111	Newspaper publishers .....	(C)	(D)	(D)	5	3	1	-	-	-	1	-	-	-
513	Broadcasting & telecommunications .....	312	3 307	12 456	31	14	8	4	4	1	-	-	-	-
5131	Radio & television broadcasting .....	111	819	3 179	6	2	-	1	3	-	-	-	-	-
51311	Radio broadcasting .....	111	819	3 179	6	2	-	1	3	-	-	-	-	-
513112	Radio stations .....	111	819	3 179	6	2	-	1	3	-	-	-	-	-
5133	Telecommunications .....	169	2 244	8 328	20	9	8	1	1	1	-	-	-	-
51331	Wired telecommunications carriers .....	(C)	(D)	(D)	12	6	3	1	1	1	-	-	-	-
514	Information & data processing services .....	146	1 724	6 287	16	10	1	3	1	1	-	-	-	-

See footnotes at end of table.

**Table 6. Counties—Employees, Payroll, and Establishments by Industry: 2002—Con.**

[Excludes most government employees, railroad employees, and self-employed persons. Size class 1 to 4 includes establishments with payroll, but no employees, during mid-March pay period. (D) denotes figures withheld to avoid disclosing data for individual companies; the data are included in broader industry totals. Detailed industries with 100 or more employees are shown if industry was not a (D). For explanation of terms, abbreviations, and data reliability/comparability, see introductory text]

NAICS code	Industry	Number of employees for week including March 12	Payroll (\$1,000)		Total number of establishments	Number of establishments by employment-size class								
			First quarter	Annual		1 to 4	5 to 9	10 to 19	20 to 49	50 to 99	100 to 249	250 to 499	500 to 999	1,000 or more
<b>MERRIMACK—Con.</b>														
<b>52</b>	<b>Finance &amp; insurance</b> .....	<b>3 816</b>	<b>45 890</b>	<b>197 955</b>	<b>209</b>	<b>106</b>	<b>49</b>	<b>27</b>	<b>17</b>	<b>3</b>	<b>4</b>	<b>1</b>	<b>2</b>	<b>-</b>
522	Credit intermediation & related activities .....	1 171	9 696	38 361	68	20	21	15	8	2	1	1	-	-
5221	Depository credit intermediation .....	1 076	8 574	33 925	52	10	17	14	7	2	1	1	-	-
52211	Commercial banking .....	537	4 581	18 195	23	5	9	7	1	-	-	1	-	-
522110	Commercial banking .....	537	4 581	18 195	23	5	9	7	1	-	-	1	-	-
52212	Savings institutions .....	503	3 760	14 689	25	3	7	7	5	2	1	-	-	-
522120	Savings institutions .....	503	3 760	14 689	25	3	7	7	5	2	1	-	-	-
523	Security, commodity contracts & like activity .....	250	5 185	19 530	45	31	8	1	5	-	-	-	-	-
5231	Secrty & comdty contracts intermed & brokerage .....	117	2 579	9 277	15	9	3	-	3	-	-	-	-	-
52312	Securities brokerage .....	117	2 579	9 277	15	9	3	-	3	-	-	-	-	-
523120	Securities brokerage .....	117	2 579	9 277	15	9	3	-	3	-	-	-	-	-
5239	Other financial investment activities .....	133	2 606	10 253	30	22	5	1	2	-	-	-	-	-
524	Insurance carriers & related activities .....	2 395	31 009	140 064	96	55	20	11	4	1	3	-	2	-
5241	Insurance carriers .....	2 106	27 786	124 283	34	14	3	10	1	1	3	-	2	-
52411	Direct life, health, medical insurance carriers .....	1 824	24 529	110 668	19	7	-	7	-	1	2	-	2	-
52412	Other direct insurance carriers .....	(E)	(D)	(D)	14	6	3	3	1	-	1	-	-	-
5242	Agencies & other insurance related activities .....	289	3 223	15 781	62	41	17	1	3	-	-	-	-	-
52421	Insurance agencies & brokerages .....	259	2 973	14 653	53	36	13	1	3	-	-	-	-	-
524210	Insurance agencies & brokerages .....	259	2 973	14 653	53	36	13	1	3	-	-	-	-	-
<b>53</b>	<b>Real estate &amp; rental &amp; leasing</b> .....	<b>1 119</b>	<b>7 707</b>	<b>36 828</b>	<b>163</b>	<b>117</b>	<b>22</b>	<b>14</b>	<b>8</b>	<b>1</b>	<b>-</b>	<b>1</b>	<b>-</b>	<b>-</b>
531	Real estate .....	(F)	(D)	(D)	122	101	11	4	5	1	-	-	-	-
5311	Lessors of real estate .....	244	1 374	6 500	52	43	4	3	1	1	-	-	-	-
53111	Lessors of residential buildings & dwellings .....	153	911	4 138	16	10	2	2	1	1	-	-	-	-
531110	Lessors of residential buildings & dwellings .....	153	911	4 138	16	10	2	2	1	1	-	-	-	-
5313	Activities related to real estate .....	196	1 433	7 468	23	15	3	1	4	-	-	-	-	-
53131	Real estate property managers .....	119	748	3 230	9	5	2	-	2	-	-	-	-	-
532	Rental & leasing services .....	(F)	(D)	(D)	40	15	11	10	3	-	-	1	-	-
5321	Automotive equipment rental & leasing .....	(E)	(D)	(D)	8	5	2	-	-	-	-	1	-	-
53211	Passenger car rental & leasing .....	(E)	(D)	(D)	3	2	-	-	-	-	-	1	-	-
5322	Consumer goods rental .....	203	1 412	4 881	22	7	6	7	2	-	-	-	-	-
53223	Video tape & disc rental .....	(C)	(D)	(D)	12	2	5	5	-	-	-	-	-	-
<b>54</b>	<b>Professional, scientific &amp; technical services</b> .....	<b>2 430</b>	<b>25 330</b>	<b>116 684</b>	<b>464</b>	<b>323</b>	<b>77</b>	<b>40</b>	<b>22</b>	<b>2</b>	<b>-</b>	<b>-</b>	<b>-</b>	<b>-</b>
541	Professional, scientific & technical services .....	2 430	25 330	116 684	464	323	77	40	22	2	-	-	-	-
5411	Legal services .....	795	9 803	45 509	121	82	18	14	5	2	-	-	-	-
54111	Offices of lawyers .....	759	9 579	44 506	115	78	17	14	4	2	-	-	-	-
541110	Offices of lawyers .....	759	9 579	44 506	115	78	17	14	4	2	-	-	-	-
5412	Accounting, tax prep, bookkeep, payroll services .....	331	2 284	11 668	59	38	9	7	5	-	-	-	-	-
54121	Accounting, tax prep, bookkeep, payroll services .....	331	2 284	11 668	59	38	9	7	5	-	-	-	-	-
541211	Offices of certified public accountants .....	200	1 873	10 019	31	18	5	5	3	-	-	-	-	-
5413	Architectural, engineering & related services .....	443	5 054	22 802	83	58	14	5	6	-	-	-	-	-
54133	Engineering services .....	257	3 561	15 529	43	28	8	3	4	-	-	-	-	-
541330	Engineering services .....	257	3 561	15 529	43	28	8	3	4	-	-	-	-	-
5415	Computer systems design & related services .....	156	2 034	8 262	49	40	6	2	1	-	-	-	-	-
54151	Computer systems design & related services .....	156	2 034	8 262	49	40	6	2	1	-	-	-	-	-
5416	Management, sci & tech consulting services .....	242	2 844	13 318	68	54	8	5	1	-	-	-	-	-
54161	Management consulting services .....	175	2 102	9 799	50	40	5	4	1	-	-	-	-	-
5418	Advertising & related services .....	110	934	4 213	22	17	4	-	1	-	-	-	-	-
5419	Oth professional, scientific, technical services .....	273	1 732	7 994	36	13	15	5	3	-	-	-	-	-
54194	Veterinary services .....	198	1 106	5 576	21	5	9	5	2	-	-	-	-	-
541940	Veterinary services .....	198	1 106	5 576	21	5	9	5	2	-	-	-	-	-
<b>55</b>	<b>Management of companies &amp; enterprises</b> .....	<b>393</b>	<b>5 325</b>	<b>28 268</b>	<b>20</b>	<b>7</b>	<b>5</b>	<b>1</b>	<b>5</b>	<b>1</b>	<b>1</b>	<b>-</b>	<b>-</b>	<b>-</b>
551	Management of companies & enterprises .....	393	5 325	28 268	20	7	5	1	5	1	1	-	-	-
5511	Management of companies & enterprises .....	393	5 325	28 268	20	7	5	1	5	1	1	-	-	-
55111	Management of companies & enterprises .....	393	5 325	28 268	20	7	5	1	5	1	1	-	-	-
551114	Corp, subsidiary & regional managing offices .....	339	4 145	21 228	15	6	3	-	4	1	1	-	-	-
<b>56</b>	<b>Admin, support, waste mgt, remediation services</b> .....	<b>1 749</b>	<b>12 273</b>	<b>63 355</b>	<b>198</b>	<b>116</b>	<b>37</b>	<b>28</b>	<b>9</b>	<b>5</b>	<b>3</b>	<b>-</b>	<b>-</b>	<b>-</b>
561	Administrative & support services .....	1 602	10 708	56 197	180	108	30	27	7	5	3	-	-	-
5611	Office administrative services .....	437	3 608	16 668	8	2	2	-	-	1	3	-	-	-
56111	Office administrative services .....	437	3 608	16 668	8	2	2	-	-	1	3	-	-	-
561110	Office administrative services .....	437	3 608	16 668	8	2	2	-	-	1	3	-	-	-
5613	Employment services .....	376	3 212	19 637	15	2	5	2	3	3	-	-	-	-
56132	Temporary help services .....	(C)	(D)	(D)	7	1	1	1	3	1	-	-	-	-
56133	Employee leasing services .....	(C)	(D)	(D)	3	-	1	-	-	2	-	-	-	-
5614	Business support services .....	131	650	3 984	14	8	2	3	-	1	-	-	-	-
5617	Services to buildings & dwellings .....	508	2 293	11 461	108	72	15	17	4	-	-	-	-	-
56172	Janitorial services .....	240	969	4 217	31	17	5	6	3	-	-	-	-	-
561720	Janitorial services .....	240	969	4 217	31	17	5	6	3	-	-	-	-	-
56173	Landscaping services .....	186	944	5 488	62	44	9	9	-	-	-	-	-	-
561730	Landscaping services .....	186	944	5 488	62	44	9	9	-	-	-	-	-	-
562	Waste management & remediation services .....	147	1 565	7 158	18	8	7	1	2	-	-	-	-	-

See footnotes at end of table.

**Table 6. Counties—Employees, Payroll, and Establishments by Industry: 2002—Con.**

[Excludes most government employees, railroad employees, and self-employed persons. Size class 1 to 4 includes establishments with payroll, but no employees, during mid-March pay period. (D) denotes figures withheld to avoid disclosing data for individual companies; the data are included in broader industry totals. Detailed industries with 100 or more employees are shown if industry was not a (D). For explanation of terms, abbreviations, and data reliability/comparability, see introductory text]

NAICS code	Industry	Number of employees for week including March 12	Payroll (\$1,000)		Total number of establishments	Number of establishments by employment-size class								
			First quarter	Annual		1 to 4	5 to 9	10 to 19	20 to 49	50 to 99	100 to 249	250 to 499	500 to 999	1,000 or more
<b>MERRIMACK—Con.</b>														
<b>61</b>	<b>Educational services . . . . .</b>	<b>2 935</b>	<b>18 328</b>	<b>76 532</b>	<b>69</b>	<b>34</b>	<b>12</b>	<b>7</b>	<b>8</b>	<b>2</b>	<b>2</b>	<b>2</b>	<b>2</b>	<b>—</b>
611	Educational services . . . . .	2 935	18 328	76 532	69	34	12	7	8	2	2	2	2	—
6111	Elementary & secondary schools . . . . .	866	6 250	26 639	20	6	5	3	3	1	1	1	—	—
61111	Elementary & secondary schools . . . . .	866	6 250	26 639	20	6	5	3	3	1	1	1	—	—
611110	Elementary & secondary schools . . . . .	866	6 250	26 639	20	6	5	3	3	1	1	1	—	—
6113	Colleges, universities & professional schools . . . . .	1 797	10 574	44 094	8	—	2	—	2	—	1	1	2	—
61131	Colleges, universities & professional schools . . . . .	1 797	10 574	44 094	8	—	2	—	2	—	1	1	2	—
611310	Colleges, universities & professional schools . . . . .	1 797	10 574	44 094	8	—	2	—	2	—	1	1	2	—
6116	Other schools & instruction . . . . .	195	893	3 391	19	11	2	2	3	1	—	—	—	—
61169	All other schools & instruction . . . . .	118	574	2 210	10	4	2	1	3	—	—	—	—	—
<b>62</b>	<b>Health care and social assistance . . . . .</b>	<b>10 793</b>	<b>83 468</b>	<b>331 481</b>	<b>377</b>	<b>138</b>	<b>100</b>	<b>71</b>	<b>38</b>	<b>14</b>	<b>7</b>	<b>7</b>	<b>1</b>	<b>1</b>
621	Ambulatory health care services . . . . .	2 944	29 440	134 299	217	82	68	38	21	5	1	2	—	—
6211	Offices of physicians . . . . .	1 206	14 428	70 695	64	19	17	12	12	3	—	1	—	—
62111	Offices of physicians . . . . .	1 206	14 428	70 695	64	19	17	12	12	3	—	1	—	—
6212	Offices of dentists . . . . .	472	4 689	22 688	60	15	29	13	3	—	—	—	—	—
62121	Offices of dentists . . . . .	472	4 689	22 688	60	15	29	13	3	—	—	—	—	—
621210	Offices of dentists . . . . .	472	4 689	22 688	60	15	29	13	3	—	—	—	—	—
6213	Offices of other health practitioners . . . . .	214	1 380	6 482	52	36	11	5	—	—	—	—	—	—
6214	Outpatient care centers . . . . .	485	5 281	19 761	21	6	5	5	3	1	1	—	—	—
62142	Outpatient mental health, substance abuse ctrs . . . . .	(C)	(D)	(D)	15	4	4	4	2	1	—	—	—	—
62149	Other outpatient care centers . . . . .	(C)	(D)	(D)	4	1	1	—	1	—	1	—	—	—
6216	Home health care services . . . . .	509	3 405	13 199	11	3	2	1	3	1	—	1	—	—
62161	Home health care services . . . . .	509	3 405	13 199	11	3	2	1	3	1	—	1	—	—
621610	Home health care services . . . . .	509	3 405	13 199	11	3	2	1	3	1	—	1	—	—
622	Hospitals . . . . .	(H)	(D)	(D)	6	—	—	—	—	—	1	3	1	1
6221	General medical & surgical hospitals . . . . .	3 231	29 921	99 861	4	—	—	—	—	—	—	3	—	1
62211	General medical & surgical hospitals . . . . .	3 231	29 921	99 861	4	—	—	—	—	—	—	3	—	1
622110	General medical & surgical hospitals . . . . .	3 231	29 921	99 861	4	—	—	—	—	—	—	3	—	1
6222	Psychiatric & substance abuse hospitals . . . . .	(F)	(D)	(D)	1	—	—	—	—	—	—	—	1	—
62221	Psychiatric & substance abuse hospitals . . . . .	(F)	(D)	(D)	1	—	—	—	—	—	—	—	1	—
6223	Other specialty hospitals . . . . .	(C)	(D)	(D)	1	—	—	—	—	—	1	—	—	—
62231	Other specialty hospitals . . . . .	(C)	(D)	(D)	1	—	—	—	—	—	1	—	—	—
623	Nursing & residential care facilities . . . . .	1 534	8 302	34 106	31	4	6	7	4	6	3	1	—	—
6231	Nursing care facilities . . . . .	739	3 911	16 689	8	1	—	—	1	4	2	—	—	—
62311	Nursing care facilities . . . . .	739	3 911	16 689	8	1	—	—	1	4	2	—	—	—
623110	Nursing care facilities . . . . .	739	3 911	16 689	8	1	—	—	1	4	2	—	—	—
6233	Community care facilities for the elderly . . . . .	506	2 573	10 519	12	3	3	1	2	2	—	1	—	—
62331	Community care facilities for the elderly . . . . .	506	2 573	10 519	12	3	3	1	2	2	—	1	—	—
623311	Continuing care retirement communities . . . . .	404	2 196	8 876	3	—	—	—	—	2	—	1	—	—
623312	Homes for the elderly . . . . .	102	377	1 643	9	3	3	1	2	—	—	—	—	—
6239	Other residential care facilities . . . . .	246	1 567	5 971	7	—	1	4	1	—	1	—	—	—
62399	Other residential care facilities . . . . .	246	1 567	5 971	7	—	1	4	1	—	1	—	—	—
623990	Other residential care facilities . . . . .	246	1 567	5 971	7	—	1	4	1	—	1	—	—	—
624	Social assistance . . . . .	(G)	(D)	(D)	123	52	26	26	13	3	2	1	—	—
6241	Individual & family services . . . . .	946	4 202	18 026	50	25	6	9	8	—	1	1	—	—
62412	Services for elderly & disabled persons . . . . .	632	2 351	9 507	11	4	—	2	3	—	1	1	—	—
624120	Services for elderly & disabled persons . . . . .	632	2 351	9 507	11	4	—	2	3	—	1	1	—	—
62419	Other individual & family services . . . . .	226	1 426	6 500	29	15	6	5	3	—	—	—	—	—
624190	Other individual & family services . . . . .	226	1 426	6 500	29	15	6	5	3	—	—	—	—	—
6242	Community, emergency & other relief services . . . . .	(E)	(D)	(D)	8	1	3	2	1	—	1	—	—	—
62421	Community food services . . . . .	(E)	(D)	(D)	5	—	3	1	—	—	1	—	—	—
6243	Vocational rehabilitation services . . . . .	205	871	3 325	7	2	—	2	1	2	—	—	—	—
62431	Vocational rehabilitation services . . . . .	205	871	3 325	7	2	—	2	1	2	—	—	—	—
624310	Vocational rehabilitation services . . . . .	205	871	3 325	7	2	—	2	1	2	—	—	—	—
6244	Child day care services . . . . .	495	1 820	7 456	58	24	17	13	3	1	—	—	—	—
62441	Child day care services . . . . .	495	1 820	7 456	58	24	17	13	3	1	—	—	—	—
624410	Child day care services . . . . .	495	1 820	7 456	58	24	17	13	3	1	—	—	—	—
<b>71</b>	<b>Arts, entertainment &amp; recreation . . . . .</b>	<b>1 461</b>	<b>3 986</b>	<b>25 335</b>	<b>65</b>	<b>36</b>	<b>7</b>	<b>5</b>	<b>12</b>	<b>2</b>	<b>2</b>	<b>—</b>	<b>1</b>	<b>—</b>
711	Performing arts, spectator sports & related industries . . . . .	142	647	9 854	13	8	1	—	4	—	—	—	—	—
712	Museums, historical sites & like institutions . . . . .	115	408	2 070	8	6	—	—	1	—	—	—	—	—
7121	Museums, historical sites & like institutions . . . . .	115	408	2 070	8	6	—	—	1	—	—	—	—	—
713	Amusement, gambling & recreation industries . . . . .	1 204	2 931	13 411	44	22	6	5	7	1	2	—	1	—
7139	Other amusement & recreation industries . . . . .	1 140	2 708	12 780	41	21	6	5	5	1	2	—	1	—
71391	Golf courses & country clubs . . . . .	114	616	4 257	10	5	2	1	2	—	—	—	—	—
713910	Golf courses & country clubs . . . . .	114	616	4 257	10	5	2	1	2	—	—	—	—	—
71392	Skiing facilities . . . . .	(C)	(D)	(D)	3	1	—	—	—	1	1	—	—	—
71394	Fitness & recreational sports centers . . . . .	210	405	1 829	16	10	3	—	2	—	1	—	—	—
713940	Fitness & recreational sports centers . . . . .	210	405	1 829	16	10	3	—	2	—	1	—	—	—
71399	All other amusement & recreation industries . . . . .	576	633	3 757	9	4	1	2	1	—	—	—	1	—
713990	All other amusement & recreation industries . . . . .	576	633	3 757	9	4	1	2	1	—	—	—	1	—

See footnotes at end of table.

**Table 6. Counties—Employees, Payroll, and Establishments by Industry: 2002—Con.**

[Excludes most government employees, railroad employees, and self-employed persons. Size class 1 to 4 includes establishments with payroll, but no employees, during mid-March pay period. (D) denotes figures withheld to avoid disclosing data for individual companies; the data are included in broader industry totals. Detailed industries with 100 or more employees are shown if industry was not a (D). For explanation of terms, abbreviations, and data reliability/comparability, see introductory text]

NAICS code	Industry	Number of employees for week including March 12	Payroll (\$1,000)		Total number of establishments	Number of establishments by employment-size class								
			First quarter	Annual		1 to 4	5 to 9	10 to 19	20 to 49	50 to 99	100 to 249	250 to 499	500 to 999	1,000 or more
<b>MERRIMACK—Con.</b>														
<b>72</b>	<b>Accommodation &amp; food services</b> .....	<b>4 297</b>	<b>12 247</b>	<b>53 641</b>	<b>267</b>	<b>92</b>	<b>46</b>	<b>52</b>	<b>61</b>	<b>13</b>	<b>3</b>	—	—	—
721	Accommodation .....	436	1 482	6 760	33	18	3	4	6	1	1	—	—	—
7211	Traveler accommodation .....	427	1 449	6 454	25	10	3	4	6	1	1	—	—	—
72111	Hotels (exc casino hotels) & motels .....	375	1 267	5 507	18	6	2	3	5	1	1	—	—	—
721110	Hotels (exc casino hotels) & motels .....	375	1 267	5 507	18	6	2	3	5	1	1	—	—	—
722	Food services & drinking places .....	3 861	10 765	46 881	234	74	43	48	55	12	2	—	—	—
7221	Full-service restaurants .....	2 107	6 471	28 085	101	25	15	19	32	9	1	—	—	—
72211	Full-service restaurants .....	2 107	6 471	28 085	101	25	15	19	32	9	1	—	—	—
722110	Full-service restaurants .....	2 107	6 471	28 085	101	25	15	19	32	9	1	—	—	—
7222	Limited-service eating places .....	1 541	3 776	16 462	114	40	24	27	20	2	1	—	—	—
72221	Limited-service eating places .....	1 541	3 776	16 462	114	40	24	27	20	2	1	—	—	—
722211	Limited-service restaurants .....	1 131	2 742	11 909	80	26	20	17	15	1	1	—	—	—
722213	Snack & nonalcoholic beverage bars .....	394	982	4 369	30	11	3	10	5	1	—	—	—	—
7223	Special food services .....	(C)	(D)	(D)	18	8	4	2	3	1	—	—	—	—
72231	Food service contractors .....	173	398	1 804	12	4	3	2	2	1	—	—	—	—
722310	Food service contractors .....	173	398	1 804	12	4	3	2	2	1	—	—	—	—
<b>81</b>	<b>Other services (except public administration)</b> .....	<b>2 844</b>	<b>16 833</b>	<b>70 651</b>	<b>500</b>	<b>321</b>	<b>114</b>	<b>44</b>	<b>16</b>	<b>4</b>	<b>1</b>	—	—	—
811	Repair & maintenance .....	653	4 786	19 913	147	102	30	13	2	—	—	—	—	—
8111	Automotive repair & maintenance .....	409	2 585	10 870	109	78	24	7	—	—	—	—	—	—
81111	Automotive mechanical & electrical R&M .....	255	1 538	6 836	76	57	17	2	—	—	—	—	—	—
811111	General automotive repair .....	212	1 272	5 991	64	48	14	2	—	—	—	—	—	—
81112	Automotive body, paint, interior & glass repair .....	112	851	3 214	24	15	6	3	—	—	—	—	—	—
811121	Automotive body, paint & interior R&M .....	101	771	2 836	21	13	5	3	—	—	—	—	—	—
8112	Electronic & precision equipment R&M .....	150	1 410	5 619	14	7	1	4	2	—	—	—	—	—
81121	Electronic & precision equipment R&M .....	150	1 410	5 619	14	7	1	4	2	—	—	—	—	—
812	Personal & laundry services .....	506	1 971	8 368	119	85	19	13	2	—	—	—	—	—
8121	Personal care services .....	295	972	4 052	72	52	13	6	1	—	—	—	—	—
81211	Hair, nail & skin care services .....	236	846	3 581	62	46	11	4	1	—	—	—	—	—
812112	Beauty salons .....	232	818	3 519	59	43	11	4	1	—	—	—	—	—
813	Religious, grantmaking, civic, prof & like organizations .....	1 685	10 076	42 370	234	134	65	18	12	4	1	—	—	—
8131	Religious organizations .....	491	1 947	8 054	85	50	23	8	3	1	—	—	—	—
81311	Religious organizations .....	491	1 947	8 054	85	50	23	8	3	1	—	—	—	—
813110	Religious organizations .....	491	1 947	8 054	85	50	23	8	3	1	—	—	—	—
8132	Grantmaking & giving services .....	262	1 909	7 579	18	6	6	1	4	1	—	—	—	—
81321	Grantmaking & giving services .....	262	1 909	7 579	18	6	6	1	4	1	—	—	—	—
813211	Grantmaking foundations .....	109	952	3 793	7	2	1	1	3	—	—	—	—	—
813219	Other grantmaking & giving services .....	105	565	2 335	6	3	2	—	—	1	—	—	—	—
8133	Social advocacy organizations .....	324	2 429	10 319	29	15	7	4	1	2	—	—	—	—
81331	Social advocacy organizations .....	324	2 429	10 319	29	15	7	4	1	2	—	—	—	—
813312	Environment & wildlife organizations .....	174	1 012	4 396	13	7	1	3	1	1	—	—	—	—
813319	Other social advocacy organizations .....	114	1 123	4 575	12	7	4	—	—	1	—	—	—	—
8134	Civic & social organizations .....	255	705	2 781	31	17	12	1	—	—	1	—	—	—
81341	Civic & social organizations .....	255	705	2 781	31	17	12	1	—	—	1	—	—	—
813410	Civic & social organizations .....	255	705	2 781	31	17	12	1	—	—	1	—	—	—
8139	Business, labor, political, like organizations .....	353	3 086	13 637	71	46	17	4	4	—	—	—	—	—
81391	Business associations .....	110	973	4 062	24	14	8	2	—	—	—	—	—	—
813910	Business associations .....	110	973	4 062	24	14	8	2	—	—	—	—	—	—
<b>95</b>	<b>Auxiliaries (exc corporate, subsidiary &amp; regional mgt)</b> .....	<b>235</b>	<b>3 455</b>	<b>11 807</b>	<b>9</b>	<b>1</b>	<b>3</b>	<b>1</b>	<b>3</b>	<b>1</b>	—	—	—	—
<b>99</b>	<b>Unclassified establishments</b> .....	<b>(A)</b>	<b>(D)</b>	<b>(D)</b>	<b>14</b>	<b>13</b>	<b>1</b>	—	—	—	—	—	—	—
<b>ROCKINGHAM</b>														
	<b>Total</b> .....	<b>129 047</b>	<b>1 152 812</b>	<b>4 708 111</b>	<b>9 552</b>	<b>5 238</b>	<b>1 822</b>	<b>1 254</b>	<b>797</b>	<b>253</b>	<b>139</b>	<b>33</b>	<b>12</b>	<b>4</b>
<b>11</b>	<b>Forestry, fishing, hunting, and agriculture support</b> .....	<b>84</b>	<b>390</b>	<b>1 861</b>	<b>27</b>	<b>18</b>	<b>8</b>	<b>1</b>	—	—	—	—	—	—
<b>21</b>	<b>Mining</b> .....	<b>45</b>	<b>454</b>	<b>2 290</b>	<b>8</b>	<b>6</b>	<b>1</b>	—	<b>1</b>	—	—	—	—	—
<b>22</b>	<b>Utilities</b> .....	<b>1 263</b>	<b>23 065</b>	<b>85 933</b>	<b>19</b>	<b>7</b>	—	<b>2</b>	<b>7</b>	<b>2</b>	—	—	<b>1</b>	—
221	Utilities .....	1 263	23 065	85 933	19	7	—	2	7	2	—	—	1	—
2211	Elec pwr generation, transms & distribution ..	(G)	(D)	(D)	12	2	—	1	7	1	—	—	1	—
22111	Electric power generation .....	(G)	(D)	(D)	4	—	—	—	2	1	—	—	1	—
22112	Electric pwr transmsn, control & distribution ..	(C)	(D)	(D)	8	2	—	1	5	—	—	—	—	—
<b>23</b>	<b>Construction</b> .....	<b>7 262</b>	<b>73 030</b>	<b>338 752</b>	<b>1 150</b>	<b>792</b>	<b>187</b>	<b>98</b>	<b>52</b>	<b>17</b>	<b>3</b>	<b>1</b>	—	—
233	Building, developing & general contracting .....	1 594	17 102	78 722	356	260	57	25	12	2	—	—	—	—
2331	Land subdivision & land development .....	181	1 777	8 729	34	22	5	4	3	—	—	—	—	—
23311	Land subdivision & land development .....	181	1 777	8 729	34	22	5	4	3	—	—	—	—	—
233110	Land subdivision & land development .....	181	1 777	8 729	34	22	5	4	3	—	—	—	—	—
2332	Residential building construction .....	914	8 259	40 854	271	214	41	11	4	1	—	—	—	—
23321	Single-family housing construction .....	832	7 567	37 069	253	202	37	9	4	1	—	—	—	—
233210	Single-family housing construction .....	832	7 567	37 069	253	202	37	9	4	1	—	—	—	—
2333	Nonresidential building construction .....	499	7 066	29 139	51	24	11	10	5	1	—	—	—	—
23332	Commercial & institutional bldg construction ..	435	6 027	25 032	47	23	9	10	4	1	—	—	—	—
233320	Commercial & institutional bldg construction ..	435	6 027	25 032	47	23	9	10	4	1	—	—	—	—

See footnotes at end of table.

**Table 6. Counties—Employees, Payroll, and Establishments by Industry: 2002—Con.**

[Excludes most government employees, railroad employees, and self-employed persons. Size class 1 to 4 includes establishments with payroll, but no employees, during mid-March pay period. (D) denotes figures withheld to avoid disclosing data for individual companies; the data are included in broader industry totals. Detailed industries with 100 or more employees are shown if industry was not a (D). For explanation of terms, abbreviations, and data reliability/comparability, see introductory text]

NAICS code	Industry	Number of employees for week including March 12	Payroll (\$1,000)		Total number of establishments	Number of establishments by employment-size class								
			First quarter	Annual		1 to 4	5 to 9	10 to 19	20 to 49	50 to 99	100 to 249	250 to 499	500 to 999	1,000 or more
<b>ROCKINGHAM—Con.</b>														
<b>23 Construction—Con.</b>														
234	Heavy construction .....	835	7 706	52 351	73	43	9	9	8	3	1	-	-	-
2341	Highway, street, bridge & tunnel construction ...	366	3 256	29 764	26	16	-	4	3	3	-	-	-	-
23411	Highway & street construction .....	(E)	(D)	(D)	25	15	-	4	3	3	-	-	-	-
2349	Other heavy construction .....	469	4 450	22 587	47	27	9	5	5	-	1	-	-	-
23491	Water, sewer & pipeline construction .....	131	1 693	8 919	13	7	4	-	2	-	-	-	-	-
234910	Water, sewer & pipeline construction .....	131	1 693	8 919	13	7	4	-	2	-	-	-	-	-
23499	All other heavy construction .....	257	1 738	9 323	30	19	5	4	1	-	1	-	-	-
234990	All other heavy construction .....	257	1 738	9 323	30	19	5	4	1	-	1	-	-	-
235	Special trade contractors .....	4 833	48 222	207 679	721	489	121	64	32	12	2	1	-	-
2351	Plumbing, heating & AC contractor .....	1 117	10 794	47 628	157	103	25	17	7	5	-	-	-	-
23511	Plumbing, heating & AC contractor .....	1 117	10 794	47 628	157	103	25	17	7	5	-	-	-	-
235110	Plumbing, heating & AC contractor .....	1 117	10 794	47 628	157	103	25	17	7	5	-	-	-	-
2352	Painting & wall covering contractors .....	292	2 225	9 789	59	44	8	3	3	1	-	-	-	-
23521	Painting & wall covering contractors .....	292	2 225	9 789	59	44	8	3	3	1	-	-	-	-
235210	Painting & wall covering contractors .....	292	2 225	9 789	59	44	8	3	3	1	-	-	-	-
2353	Electrical contractors .....	833	7 933	33 908	116	71	25	10	8	1	1	-	-	-
23531	Electrical contractors .....	833	7 933	33 908	116	71	25	10	8	1	1	-	-	-
235310	Electrical contractors .....	833	7 933	33 908	116	71	25	10	8	1	1	-	-	-
2354	Masonry, drywall, insulation, tile contractors ....	935	10 737	43 901	60	42	7	5	3	1	1	1	-	-
23541	Masonry & stone contractors .....	176	1 749	6 628	30	23	2	3	1	1	-	-	-	-
235410	Masonry & stone contractors .....	176	1 749	6 628	30	23	2	3	1	1	-	-	-	-
23542	Drywall, acoustical & insulation contractors .....	757	8 979	37 184	26	15	5	2	2	-	1	1	-	-
235420	Drywall, acoustical & insulation contractors .....	757	8 979	37 184	26	15	5	2	2	-	1	1	-	-
2355	Carpentry & floor contractors .....	466	4 519	19 579	113	90	12	7	3	1	-	-	-	-
23551	Carpentry contractors .....	347	2 905	12 707	88	70	10	5	3	-	-	-	-	-
235510	Carpentry contractors .....	347	2 905	12 707	88	70	10	5	3	-	-	-	-	-
23552	Floor laying & other floor contractors .....	119	1 614	6 872	25	20	2	2	-	1	-	-	-	-
235520	Floor laying & other floor contractors .....	119	1 614	6 872	25	20	2	2	-	1	-	-	-	-
2356	Roofing, siding, & sheet metal contractors .....	155	956	4 554	35	23	8	3	1	-	-	-	-	-
23561	Roofing, siding, & sheet metal contractors .....	155	956	4 554	35	23	8	3	1	-	-	-	-	-
235610	Roofing, siding, & sheet metal contractors .....	155	956	4 554	35	23	8	3	1	-	-	-	-	-
2357	Concrete contractors .....	253	4 124	12 938	56	38	12	5	-	1	-	-	-	-
23571	Concrete contractors .....	253	4 124	12 938	56	38	12	5	-	1	-	-	-	-
235710	Concrete contractors .....	253	4 124	12 938	56	38	12	5	-	1	-	-	-	-
2359	Other special trade contractors .....	727	6 477	33 213	113	71	20	13	7	2	-	-	-	-
23593	Excavation contractors .....	322	2 678	14 266	57	42	8	3	3	1	-	-	-	-
235930	Excavation contractors .....	322	2 678	14 266	57	42	8	3	3	1	-	-	-	-
23599	All other special trade contractors .....	190	1 710	9 166	38	26	4	6	2	-	-	-	-	-
235990	All other special trade contractors .....	190	1 710	9 166	38	26	4	6	2	-	-	-	-	-
<b>31-33</b>	<b>Manufacturing .....</b>	<b>19 091</b>	<b>204 581</b>	<b>754 369</b>	<b>482</b>	<b>191</b>	<b>77</b>	<b>65</b>	<b>75</b>	<b>42</b>	<b>20</b>	<b>10</b>	<b>1</b>	<b>1</b>
311	Food mfg .....	617	6 579	24 657	24	12	3	3	3	1	2	-	-	-
3115	Dairy product mfg .....	(C)	(D)	(D)	3	1	1	-	-	-	1	-	-	-
31151	Dairy product (exc frozen) mfg .....	(C)	(D)	(D)	3	1	1	-	-	-	1	-	-	-
3117	Seafood product preparation & packaging .....	(E)	(D)	(D)	6	3	-	1	-	1	1	-	-	-
31171	Seafood product preparation & packaging .....	(E)	(D)	(D)	6	3	-	1	-	1	1	-	-	-
3118	Bakeries & tortilla mfg .....	106	479	2 114	10	6	-	1	3	-	-	-	-	-
312	Beverage & tobacco product mfg .....	(C)	(D)	(D)	4	-	-	1	1	1	1	-	-	-
3121	Beverage mfg .....	(C)	(D)	(D)	4	-	-	1	1	1	1	-	-	-
31211	Soft drink & ice mfg .....	(C)	(D)	(D)	2	-	-	-	1	-	1	-	-	-
314	Textile product mills .....	413	4 485	21 274	16	12	1	1	-	1	-	1	-	-
3149	Other textile product mills .....	(E)	(D)	(D)	10	8	1	-	-	-	-	1	-	-
31499	All other textile product mills .....	(E)	(D)	(D)	2	1	-	-	-	-	-	1	-	-
321	Wood product mfg .....	383	4 983	18 895	21	10	3	3	3	1	1	-	-	-
3219	Other wood product mfg .....	308	4 469	16 588	15	8	2	1	2	1	1	-	-	-
32199	All other wood product mfg .....	(C)	(D)	(D)	7	5	-	1	-	-	1	-	-	-
323	Printing & related support activities .....	644	5 591	22 164	42	19	7	7	5	3	1	-	-	-
3231	Printing & related support activities .....	644	5 591	22 164	42	19	7	7	5	3	1	-	-	-
32311	Printing .....	(E)	(D)	(D)	39	18	7	7	5	2	-	-	-	-
323110	Commercial lithographic printing .....	190	1 540	5 794	16	8	2	4	1	1	-	-	-	-
323113	Commercial screen printing .....	162	1 056	5 420	9	4	1	1	2	1	-	-	-	-
32312	Printing support activities .....	(C)	(D)	(D)	3	1	-	-	-	1	1	-	-	-
325	Chemical mfg .....	368	3 860	15 041	19	7	4	1	5	2	-	-	-	-
3255	Paint, coating & adhesive mfg .....	171	1 911	7 934	7	1	2	1	2	1	-	-	-	-
32552	Adhesive mfg .....	110	1 166	4 883	4	1	1	-	1	1	-	-	-	-
325520	Adhesive mfg .....	110	1 166	4 883	4	1	1	-	1	1	-	-	-	-
3259	Other chemical product & preparation mfg .....	115	1 281	4 090	5	1	1	-	3	-	-	-	-	-
326	Plastics & rubber products mfg .....	841	7 658	34 357	22	3	5	4	5	4	-	1	-	-
3261	Plastics product mfg .....	(F)	(D)	(D)	21	3	4	4	5	4	-	1	-	-
32611	Unsupported plastics film, sheet, & bag mfg ..	(C)	(D)	(D)	2	-	-	-	-	2	-	-	-	-
32612	Plastics pipe, pipe fitting, & unsupported profile shape mfg .....	122	898	5 831	5	1	1	1	1	1	-	-	-	-
32619	Other plastics product mfg .....	492	4 284	19 530	12	2	3	3	2	1	-	1	-	-
326199	All other plastics product mfg .....	492	4 284	19 530	12	2	3	3	2	1	-	1	-	-
327	Nonmetallic mineral product mfg .....	941	9 117	37 817	15	4	1	3	1	4	1	1	-	-
3272	Glass & glass product mfg .....	(F)	(D)	(D)	4	2	-	-	-	-	1	1	-	-
32721	Glass & glass product mfg .....	(F)	(D)	(D)	4	2	-	-	-	-	1	1	-	-
3274	Lime & gypsum product mfg .....	(C)	(D)	(D)	2	-	-	-	-	2	-	-	-	-
32742	Gypsum product mfg .....	(C)	(D)	(D)	2	-	-	-	-	2	-	-	-	-
3279	Other nonmetallic mineral product mfg .....	107	797	3 754	6	1	1	2	1	1	-	-	-	-

See footnotes at end of table.

**Table 6. Counties—Employees, Payroll, and Establishments by Industry: 2002—Con.**

[Excludes most government employees, railroad employees, and self-employed persons. Size class 1 to 4 includes establishments with payroll, but no employees, during mid-March pay period. (D) denotes figures withheld to avoid disclosing data for individual companies; the data are included in broader industry totals. Detailed industries with 100 or more employees are shown if industry was not a (D). For explanation of terms, abbreviations, and data reliability/comparability, see introductory text]

NAICS code	Industry	Number of employees for week including March 12	Payroll (\$1,000)		Total number of establishments	Number of establishments by employment-size class								
			First quarter	Annual		1 to 4	5 to 9	10 to 19	20 to 49	50 to 99	100 to 249	250 to 499	500 to 999	1,000 or more
<b>ROCKINGHAM—Con.</b>														
<b>31-33 Manufacturing—Con.</b>														
331	Primary metal mfg .....	(C)	(D)	(D)	2	-	-	-	1	1	-	-	-	-
3315	Foundries .....	(C)	(D)	(D)	2	-	-	-	1	1	-	-	-	-
33152	Nonferrous metal foundries .....	(C)	(D)	(D)	2	-	-	-	1	1	-	-	-	-
332	Fabricated metal product mfg .....	1 885	19 584	83 731	109	44	24	18	13	6	4	-	-	-
3321	Forging & stamping .....	(C)	(D)	(D)	5	2	1	1	-	-	1	-	-	-
33211	Forging & stamping .....	(C)	(D)	(D)	5	2	1	1	-	-	1	-	-	-
3323	Architectural & structural metals mfg .....	518	6 022	27 080	21	7	4	4	3	1	2	-	-	-
33231	Plate work & fabricated structural prod mfg ...	186	1 864	9 686	9	3	1	3	1	-	1	-	-	-
332312	Fabricated structural metal mfg .....	159	1 637	8 823	6	2	1	1	1	-	1	-	-	-
33232	Ornamental & architectural metal prod mfg ...	332	4 158	17 394	12	4	3	1	2	1	1	-	-	-
332322	Sheet metal work mfg .....	302	3 860	16 144	8	3	1	-	2	1	1	-	-	-
3324	Boiler, tank & shipping container mfg .....	(C)	(D)	(D)	2	-	-	1	-	-	1	-	-	-
33242	Metal tank (heavy gauge) mfg .....	(C)	(D)	(D)	1	-	-	-	-	-	1	-	-	-
3327	Mach shops, turn prod, screw, nut, bolt mfg ....	591	5 513	22 916	60	31	13	6	8	2	-	-	-	-
33271	Machine shops .....	534	5 025	20 924	55	30	12	4	7	2	-	-	-	-
332710	Machine shops .....	534	5 025	20 924	55	30	12	4	7	2	-	-	-	-
3328	Coating, engrave, heat treating & oth activity ...	102	779	3 865	9	3	4	1	-	1	-	-	-	-
33281	Coating, engrave, heat treating & oth activity .	102	779	3 865	9	3	4	1	-	1	-	-	-	-
3329	Other fabricated metal product mfg .....	(E)	(D)	(D)	8	1	1	2	2	2	-	-	-	-
33291	Metal valve mfg .....	(C)	(D)	(D)	5	-	1	1	2	1	-	-	-	-
33299	All other fabricated metal product mfg .....	(C)	(D)	(D)	3	1	-	1	-	1	-	-	-	-
333	Machinery mfg .....	1 308	15 483	70 553	39	13	4	6	9	3	3	1	-	-
3332	Industrial machinery mfg .....	235	2 491	10 063	8	1	1	1	3	2	-	-	-	-
33329	Other industrial machinery mfg .....	(C)	(D)	(D)	5	1	-	1	1	2	-	-	-	-
3333	Commercial & service industry machinery mfg ...	607	7 819	38 905	10	3	-	-	4	1	1	1	-	-
33331	Commercial & service industry machinery mfg .....	607	7 819	38 905	10	3	-	-	4	1	1	1	-	-
3339	Other general purpose machinery mfg .....	388	4 503	18 775	10	4	-	2	2	-	2	-	-	-
33391	Pump & compressor mfg .....	(C)	(D)	(D)	2	1	-	-	-	-	1	-	-	-
33392	Material handling equipment mfg .....	(C)	(D)	(D)	2	-	-	1	-	-	1	-	-	-
334	Computer & electronic product mfg .....	8 523	90 042	295 225	66	20	7	8	14	8	3	4	1	1
3341	Computer & peripheral equipment mfg .....	(F)	(D)	(D)	5	1	1	1	-	1	-	-	1	-
33411	Computer & peripheral equipment mfg .....	(F)	(D)	(D)	5	1	1	1	-	1	-	-	1	-
3342	Communications equipment mfg .....	1 318	20 417	71 277	11	2	-	-	2	3	2	2	-	-
33421	Telephone apparatus mfg .....	911	15 443	49 862	6	-	-	-	2	1	2	1	-	-
334210	Telephone apparatus mfg .....	911	15 443	49 862	6	-	-	-	2	1	2	1	-	-
33422	Radio, TV broadcast & wireless comm equip mfg .....	(E)	(D)	(D)	4	1	-	-	-	2	-	1	-	-
3344	Semiconductor & oth electronic component mfg .....	6 200	56 117	165 456	27	9	1	3	8	2	1	2	-	1
33441	Semiconductor & oth electronic component mfg .....	6 200	56 117	165 456	27	9	1	3	8	2	1	2	-	1
334412	Bare printed circuit board mfg .....	583	7 008	21 139	5	-	-	3	3	1	-	1	-	-
334418	Printed circuit assembly (electronic assembly) mfg .....	168	1 748	10 425	7	5	-	-	1	-	1	-	-	-
3345	Nav, measuring, medical, control instruments mfg .....	328	4 276	18 646	18	7	3	3	4	1	-	-	-	-
33451	Nav, measuring, medical, control instruments mfg .....	328	4 276	18 646	18	7	3	3	4	1	-	-	-	-
334516	Analytical laboratory instrument mfg .....	120	1 303	5 644	5	1	-	2	2	-	-	-	-	-
335	Electrical equip, appliance & component mfg .....	818	17 027	43 617	12	3	2	-	1	2	4	-	-	-
3353	Electrical equipment mfg .....	(C)	(D)	(D)	4	2	1	-	-	-	1	-	-	-
33531	Electrical equipment mfg .....	(C)	(D)	(D)	4	2	1	-	-	-	1	-	-	-
3359	Other electrical equipment & component mfg ...	627	15 062	35 446	6	1	-	-	-	2	3	-	-	-
33592	Communication & energy wire & cable mfg ...	(E)	(D)	(D)	2	-	-	-	-	1	1	-	-	-
33593	Wiring device mfg .....	(C)	(D)	(D)	3	1	-	-	-	1	1	-	-	-
33599	All oth electrical equipment & component mfg .....	(C)	(D)	(D)	1	-	-	-	-	-	1	-	-	-
336	Transportation equipment mfg .....	(F)	(D)	(D)	9	5	2	-	-	1	-	1	-	-
3363	Motor vehicle parts mfg .....	(F)	(D)	(D)	4	1	1	-	-	1	-	1	-	-
33639	Other motor vehicle parts mfg .....	(E)	(D)	(D)	1	-	-	-	-	-	-	1	-	-
337	Furniture & related product mfg .....	269	2 164	10 037	24	10	4	5	5	-	-	-	-	-
3371	HH & institutional furniture & kitchen cabinet mfg .....	169	1 224	5 690	19	9	4	3	3	-	-	-	-	-
3372	Office furniture (including fixtures) mfg .....	100	940	4 347	5	1	-	2	2	-	-	-	-	-
33721	Office furniture (including fixtures) mfg .....	100	940	4 347	5	1	-	2	2	-	-	-	-	-
339	Miscellaneous mfg .....	990	9 276	40 895	39	19	8	3	5	3	-	1	-	-
3391	Medical equipment & supplies mfg .....	732	7 544	33 500	17	4	5	2	4	1	-	1	-	-
33911	Medical equipment & supplies mfg .....	732	7 544	33 500	17	4	5	2	4	1	-	1	-	-
339112	Surgical & medical instrument mfg .....	148	1 969	10 638	6	-	2	1	2	1	-	-	-	-
3399	Other miscellaneous mfg .....	258	1 732	7 395	22	15	3	1	1	2	-	-	-	-
33999	All other misc mfg .....	(C)	(D)	(D)	5	3	1	-	-	1	-	-	-	-

See footnotes at end of table.

**Table 6. Counties—Employees, Payroll, and Establishments by Industry: 2002—Con.**

[Excludes most government employees, railroad employees, and self-employed persons. Size class 1 to 4 includes establishments with payroll, but no employees, during mid-March pay period. (D) denotes figures withheld to avoid disclosing data for individual companies; the data are included in broader industry totals. Detailed industries with 100 or more employees are shown if industry was not a (D). For explanation of terms, abbreviations, and data reliability/comparability, see introductory text]

NAICS code	Industry	Number of employees for week including March 12	Payroll (\$1,000)		Total number of establishments	Number of establishments by employment-size class								
			First quarter	Annual		1 to 4	5 to 9	10 to 19	20 to 49	50 to 99	100 to 249	250 to 499	500 to 999	1,000 or more
<b>ROCKINGHAM—Con.</b>														
<b>42</b>	<b>Wholesale trade</b>	<b>6 634</b>	<b>82 295</b>	<b>344 219</b>	<b>642</b>	<b>336</b>	<b>145</b>	<b>88</b>	<b>48</b>	<b>16</b>	<b>8</b>	<b>1</b>	—	—
421	Wholesale trade, durable goods	4 333	50 705	222 154	480	256	115	61	36	9	2	1	—	—
4211	Motor vehicle, motor vehicle pt & supply whsle .	616	4 166	18 271	37	11	11	8	4	2	1	—	—	—
42111	Automobile & other motor vehicle whsle . . . . .	437	2 889	13 150	16	4	5	2	2	2	1	—	—	—
421110	Automobile & other motor vehicle whsle . . . . .	437	2 889	13 150	16	4	5	2	2	2	1	—	—	—
4212	Furniture & home furnishing whsle . . . . .	102	835	4 988	17	11	2	3	1	—	—	—	—	—
4213	Lumber & other construction materials whsle . . .	370	3 767	17 473	28	13	6	3	4	2	—	—	—	—
42131	Lumber, plywood, millwork & wood panel whsle . . . . .	248	2 482	12 442	17	7	4	1	4	1	—	—	—	—
421310	Lumber, plywood, millwork & wood panel whsle . . . . .	248	2 482	12 442	17	7	4	1	4	1	—	—	—	—
4214	Professional & commercial equip & supp whsle .	997	15 078	62 527	92	48	23	13	6	1	—	1	—	—
42143	Computer & peripheral equip & software whsle . . . . .	761	12 553	51 159	58	26	17	9	5	—	—	1	—	—
421430	Computer & peripheral equip & software whsle . . . . .	761	12 553	51 159	58	26	17	9	5	—	—	1	—	—
42145	Medical, dental, hospital equip & supp whsle .	110	1 050	4 653	14	10	3	—	—	1	—	—	—	—
421450	Medical, dental, hospital equip & supp whsle . . . . .	110	1 050	4 653	14	10	3	—	—	1	—	—	—	—
4215	Metal & mineral (except petroleum) whsle . . . . .	116	1 114	4 892	14	6	5	1	2	—	—	—	—	—
42151	Metal service centers & offices whsle . . . . .	116	1 114	4 892	14	6	5	1	2	—	—	—	—	—
421510	Metal service centers & offices whsle . . . . .	116	1 114	4 892	14	6	5	1	2	—	—	—	—	—
4216	Electrical goods whsle . . . . .	697	9 511	40 625	87	44	21	14	7	1	—	—	—	—
42161	Elec equip, wiring supp, const material whsle . (E)	(D)	(D)	(D)	26	13	7	2	3	1	—	—	—	—
42169	Other electronic parts & equipment whsle . . . . .	432	5 610	25 163	58	30	12	12	4	—	—	—	—	—
421690	Other electronic parts & equipment whsle . . . . .	432	5 610	25 163	58	30	12	12	4	—	—	—	—	—
4217	Hardware, plumb & heating equip & sup whsle . .	367	4 444	20 870	39	19	11	2	5	2	—	—	—	—
42171	Hardware whsle . . . . .	187	2 347	11 383	15	8	1	1	4	1	—	—	—	—
421710	Hardware whsle . . . . .	187	2 347	11 383	15	8	1	1	4	1	—	—	—	—
42172	Plumbing & heating equipment & supplies whsle . . . . .	102	1 288	5 194	15	5	8	1	1	—	—	—	—	—
421720	Plumbing & heating equipment & supplies whsle . . . . .	102	1 288	5 194	15	5	8	1	1	—	—	—	—	—
4218	Machinery, equipment & supplies whsle . . . . .	594	6 402	27 559	102	61	23	13	5	—	—	—	—	—
42183	Industrial machinery & equipment whsle . . . . .	363	3 722	15 473	59	38	8	10	3	—	—	—	—	—
421830	Industrial machinery & equipment whsle . . . . .	363	3 722	15 473	59	38	8	10	3	—	—	—	—	—
4219	Miscellaneous durable goods whsle . . . . .	474	5 388	24 949	64	43	13	4	2	1	1	—	—	—
42191	Sporting & recreational goods & supply whsle . . . . .	273	3 176	14 463	17	11	3	1	—	1	1	—	—	—
421910	Sporting & recreational goods & supply whsle . . . . .	273	3 176	14 463	17	11	3	1	—	1	1	—	—	—
422	Wholesale trade, nondurable goods	2 301	31 590	122 065	162	80	30	27	12	7	6	—	—	—
4221	Paper & paper product whsle . . . . .	198	2 711	11 306	18	8	2	5	2	1	—	—	—	—
42213	Industrial & personal service paper whsle . . . . .	100	1 247	5 817	6	3	—	1	1	1	—	—	—	—
422130	Industrial & personal service paper whsle . . . . .	100	1 247	5 817	6	3	—	1	1	1	—	—	—	—
4222	Drugs & druggists' sundries whsle . . . . .	141	1 006	4 684	7	3	2	1	—	—	1	—	—	—
42221	Drugs & druggists' sundries whsle . . . . .	141	1 006	4 684	7	3	2	1	—	—	1	—	—	—
422210	Drugs & druggists' sundries whsle . . . . .	141	1 006	4 684	7	3	2	1	—	—	1	—	—	—
4223	Apparel, piece goods & notions whsle . . . . .	460	5 053	17 971	11	6	1	—	1	—	3	—	—	—
42234	Footwear whsle . . . . .	(E)	(D)	(D)	5	2	—	—	—	—	3	—	—	—
4224	Grocery & related product whsle . . . . .	717	9 013	38 932	49	18	10	11	5	5	—	—	—	—
42245	Confectionery whsle . . . . .	153	2 715	12 644	5	2	1	—	—	2	—	—	—	—
422450	Confectionery whsle . . . . .	153	2 715	12 644	5	2	1	—	—	2	—	—	—	—
42249	Other grocery & related products whsle . . . . .	360	3 768	15 046	16	1	6	4	2	3	—	—	—	—
422490	Other grocery & related products whsle . . . . .	360	3 768	15 046	16	1	6	4	2	3	—	—	—	—
4226	Chemical & allied products whsle . . . . .	268	4 031	17 920	25	11	8	5	—	—	1	—	—	—
42269	Other chemical & allied products whsle . . . . .	229	3 273	13 353	17	6	7	3	—	—	—	—	—	—
422690	Other chemical & allied products whsle . . . . .	229	3 273	13 353	17	6	7	3	—	—	1	—	—	—
4227	Petroleum & petroleum products whsle . . . . .	315	8 135	22 677	15	6	4	1	3	—	1	—	—	—
42272	Petroleum prod whsle (exc bulk sta, terminals) . . . . .	244	7 311	19 427	8	4	1	—	2	—	1	—	—	—
422720	Petroleum prod whsle (exc bulk sta, terminals) . . . . .	244	7 311	19 427	8	4	1	—	2	—	1	—	—	—
4229	Miscellaneous nondurable goods whsle . . . . .	(C)	(D)	(D)	32	24	3	4	1	—	—	—	—	—
<b>44-45</b>	<b>Retail trade</b>	<b>25 747</b>	<b>125 469</b>	<b>547 934</b>	<b>1 685</b>	<b>739</b>	<b>403</b>	<b>281</b>	<b>169</b>	<b>41</b>	<b>41</b>	<b>11</b>	—	—
441	Motor vehicle & parts dealers	2 935	25 566	115 873	208	78	49	33	36	11	1	—	—	—
4411	Automobile dealers	1 892	19 027	83 884	104	48	10	10	26	9	1	—	—	—
44111	New car dealers	1 528	15 548	68 076	42	7	2	1	22	9	1	—	—	—
441110	New car dealers	1 528	15 548	68 076	42	7	2	1	22	9	1	—	—	—
44112	Used car dealers	364	3 479	15 808	62	41	8	9	4	—	—	—	—	—
441120	Used car dealers	364	3 479	15 808	62	41	8	9	4	—	—	—	—	—
4412	Other motor vehicle dealers	316	2 405	14 500	28	11	6	6	4	1	—	—	—	—
44122	Motorcycle & boat & other MV dealers . . . . .	220	1 640	8 344	18	7	3	5	2	1	—	—	—	—
441221	Motorcycle dealers	155	1 340	6 928	10	4	1	2	2	1	—	—	—	—
4413	Automotive parts, accessories & tire stores . . . . .	727	4 134	17 489	76	19	33	17	6	1	—	—	—	—
44131	Automotive parts, accessories & tire stores . . . . .	543	2 990	12 618	56	14	24	14	3	1	—	—	—	—
441310	Automotive parts, accessories & tire stores . . . . .	543	2 990	12 618	56	14	24	14	3	1	—	—	—	—
44132	Tire dealers	184	1 144	4 871	20	5	9	3	3	—	—	—	—	—
441320	Tire dealers	184	1 144	4 871	20	5	9	3	3	—	—	—	—	—
442	Furniture & home furnishing stores	997	6 111	25 755	113	65	21	14	12	—	1	—	—	—
4421	Furniture stores	356	2 512	11 227	46	25	11	5	5	—	—	—	—	—
44211	Furniture stores	356	2 512	11 227	46	25	11	5	5	—	—	—	—	—
442110	Furniture stores	356	2 512	11 227	46	25	11	5	5	—	—	—	—	—

See footnotes at end of table.

**Table 6. Counties—Employees, Payroll, and Establishments by Industry: 2002—Con.**

[Excludes most government employees, railroad employees, and self-employed persons. Size class 1 to 4 includes establishments with payroll, but no employees, during mid-March pay period. (D) denotes figures withheld to avoid disclosing data for individual companies; the data are included in broader industry totals. Detailed industries with 100 or more employees are shown if industry was not a (D). For explanation of terms, abbreviations, and data reliability/comparability, see introductory text]

NAICS code	Industry	Number of employees for week including March 12	Payroll (\$1,000)		Total number of establishments	Number of establishments by employment-size class								
			First quarter	Annual		1 to 4	5 to 9	10 to 19	20 to 49	50 to 99	100 to 249	250 to 499	500 to 999	1,000 or more
<b>ROCKINGHAM—Con.</b>														
<b>44-45 Retail trade—Con.</b>														
<b>Furniture &amp; home furnishing stores—Con.</b>														
442	Home furnishings stores .....	641	3 599	14 528	67	40	10	9	7	—	1	—	—	—
4422	Floor covering stores .....	130	1 025	4 621	24	15	5	3	1	—	—	—	—	—
442210	Floor covering stores .....	130	1 025	4 621	24	15	5	3	1	—	—	—	—	—
44229	Other home furnishings stores .....	511	2 574	9 907	43	25	5	6	6	—	1	—	—	—
442299	All other home furnishings stores .....	485	2 418	9 292	35	19	4	5	6	—	1	—	—	—
443	Electronics & appliance stores .....	1 034	6 352	26 912	88	41	24	15	3	3	2	—	—	—
4431	Electronics & appliance stores .....	1 034	6 352	26 912	88	41	24	15	3	3	2	—	—	—
44311	Appliance, TV & all other electronics stores .....	822	5 271	22 596	55	25	15	8	2	3	2	—	—	—
443111	Household appliance stores .....	153	1 681	7 966	11	4	2	4	—	1	—	—	—	—
443112	Radio, television & other electronics stores .....	669	3 590	14 630	44	21	13	4	2	2	2	—	—	—
44312	Computer & software stores .....	165	825	3 292	27	15	7	4	1	—	—	—	—	—
443120	Computer & software stores .....	165	825	3 292	27	15	7	4	1	—	—	—	—	—
444	Bldg material & garden equip & supp dealers .....	2 405	15 144	68 829	143	57	32	27	16	6	4	1	—	—
4441	Building material & supplies dealers .....	2 080	13 365	59 773	112	47	23	19	13	5	4	1	—	—
44411	Home centers .....	947	4 370	18 343	9	1	—	1	2	—	4	1	—	—
444110	Home centers .....	947	4 370	18 343	9	1	—	1	2	—	4	1	—	—
44413	Hardware stores .....	175	699	3 272	18	9	4	3	1	1	—	—	—	—
444130	Hardware stores .....	175	699	3 272	18	9	4	3	1	1	—	—	—	—
44419	Other building material dealers .....	882	7 717	35 618	75	33	15	14	9	4	—	—	—	—
444190	Other building material dealers .....	882	7 717	35 618	75	33	15	14	9	4	—	—	—	—
4442	Lawn & garden equip & supplies stores .....	325	1 779	9 056	31	10	9	8	3	1	—	—	—	—
44422	Nursery & garden centers .....	244	1 237	6 370	23	6	7	8	1	1	—	—	—	—
444220	Nursery & garden centers .....	244	1 237	6 370	23	6	7	8	1	1	—	—	—	—
445	Food & beverage stores .....	5 114	18 687	78 810	169	81	38	18	8	1	19	4	—	—
4451	Grocery stores .....	4 679	17 142	71 526	109	52	22	9	2	1	19	4	—	—
44511	Grocery (except convenience) stores .....	4 416	16 267	67 226	44	12	3	3	2	1	19	4	—	—
445110	Grocery (except convenience) stores .....	4 416	16 267	67 226	44	12	3	3	2	1	19	4	—	—
44512	Convenience stores .....	263	875	4 300	65	40	19	6	—	—	—	—	—	—
445120	Convenience stores .....	263	875	4 300	65	40	19	6	—	—	—	—	—	—
4452	Specialty food stores .....	(E)	(D)	(D)	46	27	8	9	2	—	—	—	—	—
44529	Other specialty food stores .....	168	452	1 866	31	19	7	3	2	—	—	—	—	—
4453	Beer, wine & liquor stores .....	(C)	(D)	(D)	14	2	8	—	4	—	—	—	—	—
44531	Beer, wine & liquor stores .....	(C)	(D)	(D)	14	2	8	—	4	—	—	—	—	—
446	Health & personal care stores .....	1 197	4 777	21 594	92	30	23	14	23	2	—	—	—	—
4461	Health & personal care stores .....	1 197	4 777	21 594	92	30	23	14	23	2	—	—	—	—
44611	Pharmacies & drug stores .....	874	3 257	15 469	38	4	3	10	19	2	—	—	—	—
446110	Pharmacies & drug stores .....	874	3 257	15 469	38	4	3	10	19	2	—	—	—	—
44613	Optical goods stores .....	125	702	2 722	18	8	7	2	1	—	—	—	—	—
446130	Optical goods stores .....	125	702	2 722	18	8	7	2	1	—	—	—	—	—
44619	Other health & personal care stores .....	110	585	2 320	25	14	10	—	1	—	—	—	—	—
447	Gasoline stations .....	1 021	4 178	18 027	123	35	43	41	3	1	—	—	—	—
4471	Gasoline stations .....	1 021	4 178	18 027	123	35	43	41	3	1	—	—	—	—
44711	Gasoline stations with convenience stores .....	732	2 831	12 371	86	17	33	33	3	—	—	—	—	—
447110	Gasoline stations with convenience stores .....	732	2 831	12 371	86	17	33	33	3	—	—	—	—	—
44719	Other gasoline stations .....	289	1 347	5 656	37	18	10	8	—	1	—	—	—	—
447190	Other gasoline stations .....	289	1 347	5 656	37	18	10	8	—	1	—	—	—	—
448	Clothing & clothing accessories stores .....	2 324	7 382	32 352	249	104	70	45	24	6	—	—	—	—
4481	Clothing stores .....	1 668	4 677	20 393	144	56	32	29	22	5	—	—	—	—
44811	Men's clothing stores .....	102	375	1 596	12	4	3	4	1	—	—	—	—	—
448110	Men's clothing stores .....	102	375	1 596	12	4	3	4	1	—	—	—	—	—
44812	Women's clothing stores .....	454	1 254	5 520	57	26	11	13	7	—	—	—	—	—
448120	Women's clothing stores .....	454	1 254	5 520	57	26	11	13	7	—	—	—	—	—
44813	Children's & infants' clothing stores .....	(C)	(D)	(D)	13	4	3	5	1	—	—	—	—	—
44814	Family clothing stores .....	837	2 235	9 800	35	8	5	6	11	5	—	—	—	—
448140	Family clothing stores .....	837	2 235	9 800	35	8	5	6	11	5	—	—	—	—
44819	Other clothing stores .....	138	419	1 821	22	13	6	1	2	—	—	—	—	—
448190	Other clothing stores .....	138	419	1 821	22	13	6	1	2	—	—	—	—	—
4482	Shoe stores .....	336	889	4 194	50	26	15	6	2	1	—	—	—	—
44821	Shoe stores .....	336	889	4 194	50	26	15	6	2	1	—	—	—	—
448210	Shoe stores .....	336	889	4 194	50	26	15	6	2	1	—	—	—	—
4483	Jewelry, luggage & leather goods stores .....	320	1 816	7 765	55	22	23	10	—	—	—	—	—	—
44831	Jewelry stores .....	309	1 783	7 542	51	19	22	10	—	—	—	—	—	—
448310	Jewelry stores .....	309	1 783	7 542	51	19	22	10	—	—	—	—	—	—
451	Sporting goods, hobby, book & music stores .....	1 332	4 445	19 135	129	61	28	24	12	4	—	—	—	—
4511	Sporting goods, hobby, musical instrument stores .....	964	3 454	15 380	98	50	16	18	12	2	—	—	—	—
45111	Sporting goods stores .....	466	1 834	7 860	47	21	9	9	8	—	—	—	—	—
451110	Sporting goods stores .....	466	1 834	7 860	47	21	9	9	8	—	—	—	—	—
45112	Hobby, toy & game stores .....	378	1 204	5 611	32	17	4	6	3	2	—	—	—	—
451120	Hobby, toy & game stores .....	378	1 204	5 611	32	17	4	6	3	2	—	—	—	—
4512	Book, periodical & music stores .....	368	991	3 755	31	11	12	6	—	2	—	—	—	—
45121	Book stores & news dealers .....	227	588	2 335	16	10	2	2	—	2	—	—	—	—
45122	Prerecorded tape, CD & record stores .....	141	403	1 420	15	1	10	4	—	—	—	—	—	—
451220	Prerecorded tape, CD & record stores .....	141	403	1 420	15	1	10	4	—	—	—	—	—	—
452	General merchandise stores .....	4 634	19 285	82 599	58	13	6	7	9	5	13	5	—	—
4521	Department stores .....	3 910	16 407	70 771	23	—	—	—	3	4	11	5	—	—
45211	Department stores .....	3 910	16 407	70 771	23	—	—	—	3	4	11	5	—	—
452110	Department stores .....	3 910	16 407	70 771	23	—	—	—	3	4	11	5	—	—
4529	Other general merchandise stores .....	724	2 878	11 828	35	13	6	7	6	1	2	—	—	—
45291	Warehouse clubs & superstores .....	(E)	(D)	(D)	3	—	—	—	—	1	2	—	—	—
45299	All other general merchandise stores .....	(E)	(D)	(D)	32	13	6	7	6	—	—	—	—	—

See footnotes at end of table.



**Table 6. Counties—Employees, Payroll, and Establishments by Industry: 2002—Con.**

[Excludes most government employees, railroad employees, and self-employed persons. Size class 1 to 4 includes establishments with payroll, but no employees, during mid-March pay period. (D) denotes figures withheld to avoid disclosing data for individual companies; the data are included in broader industry totals. Detailed industries with 100 or more employees are shown if industry was not a (D). For explanation of terms, abbreviations, and data reliability/comparability, see introductory text]

NAICS code	Industry	Number of employees for week including March 12	Payroll (\$1,000)		Total number of establishments	Number of establishments by employment-size class								
			First quarter	Annual		1 to 4	5 to 9	10 to 19	20 to 49	50 to 99	100 to 249	250 to 499	500 to 999	1,000 or more
<b>ROCKINGHAM—Con.</b>														
<b>44-45 Retail trade—Con.</b>														
453	Miscellaneous store retailers .....	1 473	5 815	25 516	226	128	52	26	20	—	—	—	—	—
4531	Florists .....	189	646	2 876	29	13	8	6	2	—	—	—	—	—
45311	Florists .....	189	646	2 876	29	13	8	6	2	—	—	—	—	—
453110	Florists .....	189	646	2 876	29	13	8	6	2	—	—	—	—	—
4532	Office supplies, stationery & gift stores .....	591	2 071	9 145	90	51	22	7	10	—	—	—	—	—
45321	Office supplies & stationery stores .....	195	957	3 840	13	5	2	—	6	—	—	—	—	—
453210	Office supplies & stationery stores .....	195	957	3 840	13	5	2	—	6	—	—	—	—	—
45322	Gift, novelty & souvenir stores .....	396	1 114	5 305	77	46	20	7	4	—	—	—	—	—
453220	Gift, novelty & souvenir stores .....	396	1 114	5 305	77	46	20	7	4	—	—	—	—	—
4533	Used merchandise stores .....	192	830	3 689	37	27	5	3	2	—	—	—	—	—
45331	Used merchandise stores .....	192	830	3 689	37	27	5	3	2	—	—	—	—	—
453310	Used merchandise stores .....	192	830	3 689	37	27	5	3	2	—	—	—	—	—
4539	Other miscellaneous store retailers .....	501	2 268	9 806	70	37	17	10	6	—	—	—	—	—
45391	Pet & pet supplies stores .....	262	831	3 683	17	4	4	4	5	—	—	—	—	—
453910	Pet & pet supplies stores .....	262	831	3 683	17	4	4	4	5	—	—	—	—	—
45399	All other miscellaneous store retailers .....	204	1 246	5 329	45	29	10	5	1	—	—	—	—	—
454	Nonstore retailers .....	1 281	7 727	32 532	87	46	17	17	3	2	1	1	—	—
4541	Electronic shopping & mail-order houses .....	300	2 277	10 004	26	20	4	—	—	1	1	—	—	—
45411	Electronic shopping & mail-order houses .....	300	2 277	10 004	26	20	4	—	—	1	1	—	—	—
454110	Electronic shopping & mail-order houses .....	300	2 277	10 004	26	20	4	—	—	1	1	—	—	—
4543	Direct selling establishments .....	973	5 402	22 336	58	24	12	17	3	1	—	1	—	—
45431	Fuel dealers .....	409	3 644	14 752	39	13	8	14	3	1	—	—	—	—
454311	Heating oil dealers .....	295	2 636	10 335	32	11	7	11	3	—	—	—	—	—
45439	Other direct selling establishments .....	564	1 758	7 584	19	11	4	3	—	—	—	1	—	—
454390	Other direct selling establishments .....	564	1 758	7 584	19	11	4	3	—	—	—	1	—	—
<b>48-49 Transportation &amp; warehousing .....</b>														
481	Air transportation .....	248	1 418	9 000	10	5	—	2	1	1	1	—	—	—
4811	Scheduled air transportation .....	(C)	(D)	(D)	4	2	—	—	1	1	—	—	—	—
48111	Scheduled air transportation .....	(C)	(D)	(D)	4	2	—	—	1	1	—	—	—	—
4812	Nonscheduled air transportation .....	(C)	(D)	(D)	6	3	—	2	—	—	1	—	—	—
48121	Nonscheduled air transportation .....	(C)	(D)	(D)	6	3	—	2	—	—	1	—	—	—
484	Truck transportation .....	970	7 733	33 895	136	97	14	13	6	6	—	—	—	—
4841	General freight trucking .....	611	5 121	22 136	69	45	9	7	4	4	—	—	—	—
48411	General freight trucking, local .....	260	1 895	8 153	35	24	4	5	—	2	—	—	—	—
484110	General freight trucking, local .....	260	1 895	8 153	35	24	4	5	—	2	—	—	—	—
48412	General freight trucking, long-distance .....	351	3 226	13 983	34	21	5	2	4	2	—	—	—	—
484121	General freight trucking, long-distance, TL .....	167	1 330	6 023	27	18	5	2	2	—	—	—	—	—
484122	General freight trucking, long-distance, LTL .....	184	1 896	7 960	7	3	—	—	2	2	—	—	—	—
4842	Specialized freight trucking .....	359	2 612	11 759	67	52	5	6	2	2	—	—	—	—
48422	Specialized freight (exc used) trucking, local ..	180	1 293	6 021	42	35	3	2	1	1	—	—	—	—
484220	Specialized freight (exc used) trucking, local ..	180	1 293	6 021	42	35	3	2	1	1	—	—	—	—
485	Transit & ground passenger transportation .....	1 130	4 546	18 428	35	9	1	10	7	6	2	—	—	—
4853	Taxi & limousine service .....	(C)	(D)	(D)	11	6	—	3	1	1	—	—	—	—
48532	Limousine service .....	148	544	2 214	8	3	—	3	1	1	—	—	—	—
485320	Limousine service .....	148	544	2 214	8	3	—	3	1	1	—	—	—	—
4854	School & employee bus transportation .....	765	2 920	11 044	14	—	1	3	4	4	2	—	—	—
48541	School & employee bus transportation .....	765	2 920	11 044	14	—	1	3	4	4	2	—	—	—
485410	School & employee bus transportation .....	765	2 920	11 044	14	—	1	3	4	4	2	—	—	—
4859	Oth transit & ground passenger transportation ..	136	551	2 411	5	1	—	3	—	1	—	—	—	—
48599	Oth transit & ground passenger transportation ..	136	551	2 411	5	1	—	3	—	1	—	—	—	—
488	Transportation support activities .....	351	2 249	8 798	33	18	8	5	1	—	1	—	—	—
4881	Air transportation support activities .....	(C)	(D)	(D)	8	2	3	2	—	—	1	—	—	—
48811	Airport operations .....	(C)	(D)	(D)	3	1	1	—	—	—	1	—	—	—
492	Couriers & messengers .....	(F)	(D)	(D)	17	7	2	3	2	1	2	—	—	—
4921	Couriers .....	(F)	(D)	(D)	14	4	2	3	2	1	2	—	—	—
49211	Couriers .....	(F)	(D)	(D)	14	4	2	3	2	1	2	—	—	—
493	Warehousing & storage .....	124	1 109	3 921	9	2	3	1	3	—	—	—	—	—
4931	Warehousing & storage .....	124	1 109	3 921	9	2	3	1	3	—	—	—	—	—
<b>51 Information .....</b>														
511	Publishing industries .....	1 241	18 706	76 726	69	44	7	5	7	3	3	—	—	—
5111	Newspaper, periodical, book, database publishers .....	323	2 771	11 558	28	21	2	3	1	—	1	—	—	—
51111	Newspaper publishers .....	273	2 110	8 398	7	3	—	2	1	—	1	—	—	—
511110	Newspaper publishers .....	273	2 110	8 398	7	3	—	2	1	—	1	—	—	—
5112	Software publishers .....	918	15 935	65 168	41	23	5	2	6	3	2	—	—	—
51121	Software publishers .....	918	15 935	65 168	41	23	5	2	6	3	2	—	—	—
511210	Software publishers .....	918	15 935	65 168	41	23	5	2	6	3	2	—	—	—
512	Motion picture & sound recording industries .....	200	1 152	4 700	18	8	4	2	3	1	—	—	—	—
5121	Motion picture & video industries .....	(C)	(D)	(D)	16	6	4	2	3	1	—	—	—	—
51213	Motion picture & video exhibition .....	149	342	1 584	8	2	2	1	2	1	—	—	—	—

See footnotes at end of table.

**Table 6. Counties—Employees, Payroll, and Establishments by Industry: 2002—Con.**

[Excludes most government employees, railroad employees, and self-employed persons. Size class 1 to 4 includes establishments with payroll, but no employees, during mid-March pay period. (D) denotes figures withheld to avoid disclosing data for individual companies; the data are included in broader industry totals. Detailed industries with 100 or more employees are shown if industry was not a (D). For explanation of terms, abbreviations, and data reliability/comparability, see introductory text]

NAICS code	Industry	Number of employees for week including March 12	Payroll (\$1,000)		Total number of establishments	Number of establishments by employment-size class									
			First quarter	Annual		1 to 4	5 to 9	10 to 19	20 to 49	50 to 99	100 to 249	250 to 499	500 to 999	1,000 or more	
<b>ROCKINGHAM—Con.</b>															
<b>51 Information—Con.</b>															
513	Broadcasting & telecommunications .....	929	8 773	35 947	63	29	9	15	4	5	1	—	—	—	
5131	Radio & television broadcasting .....	174	1 031	4 114	11	4	3	1	2	1	—	—	—	—	
51311	Radio broadcasting .....	(C)	(D)	(D)	10	4	3	1	2	—	—	—	—	—	
5132	Cable networks & program distribution .....	438	2 688	12 382	16	2	—	10	1	2	1	—	—	—	
51322	Cable & other program distribution .....	438	2 688	12 382	16	2	—	10	1	2	1	—	—	—	
513220	Cable & other program distribution .....	438	2 688	12 382	16	2	—	10	1	2	1	—	—	—	
5133	Telecommunications .....	317	5 054	19 451	36	23	6	4	1	2	—	—	—	—	
51331	Wired telecommunications carriers .....	240	4 112	15 760	21	15	2	1	1	2	—	—	—	—	
513310	Wired telecommunications carriers .....	240	4 112	15 760	21	15	2	1	1	2	—	—	—	—	
514	Information & data processing services .....	201	3 192	11 231	31	19	7	2	3	—	—	—	—	—	
5142	Data processing services .....	136	2 415	7 911	19	14	2	—	3	—	—	—	—	—	
51421	Data processing services .....	136	2 415	7 911	19	14	2	—	3	—	—	—	—	—	
514210	Data processing services .....	136	2 415	7 911	19	14	2	—	3	—	—	—	—	—	
<b>52</b>	<b>Finance &amp; insurance .....</b>	<b>5 956</b>	<b>79 699</b>	<b>333 838</b>	<b>421</b>	<b>239</b>	<b>75</b>	<b>59</b>	<b>29</b>	<b>11</b>	<b>4</b>	<b>2</b>	<b>2</b>	<b>—</b>	
522	Credit intermediation & related activities .....	(G)	(D)	(D)	165	59	49	34	18	3	2	—	—	—	
5221	Depository credit intermediation .....	1 323	10 112	40 535	100	21	35	29	12	2	1	—	—	—	
52211	Commercial banking .....	529	4 830	17 261	60	15	25	15	5	—	—	—	—	—	
522110	Commercial banking .....	529	4 830	17 261	60	15	25	15	5	—	—	—	—	—	
52212	Savings institutions .....	516	3 145	13 707	31	3	8	12	7	1	—	—	—	—	
522120	Savings institutions .....	516	3 145	13 707	31	3	8	12	7	1	—	—	—	—	
52213	Credit unions .....	278	2 137	9 567	9	3	2	2	—	1	1	—	—	—	
522130	Credit unions .....	278	2 137	9 567	9	3	2	2	—	1	1	—	—	—	
5222	Nondepository credit intermediation .....	346	5 548	24 610	40	23	10	1	5	1	—	—	—	—	
52222	Sales financing .....	153	2 325	8 290	10	6	1	—	2	1	—	—	—	—	
522220	Sales financing .....	153	2 325	8 290	10	6	1	—	2	1	—	—	—	—	
52229	Other nondepository credit intermediation .....	193	3 223	16 320	30	17	9	1	3	—	—	—	—	—	
522292	Real estate credit .....	120	2 308	12 666	16	8	5	1	2	—	—	—	—	—	
5223	Activities related to credit intermediation .....	(E)	(D)	(D)	25	15	4	4	1	—	1	—	—	—	
52231	Mortgage & nonmortgage brokers .....	110	1 401	7 851	16	9	3	3	1	—	—	—	—	—	
522310	Mortgage & nonmortgage brokers .....	110	1 401	7 851	16	9	3	3	1	—	—	—	—	—	
52232	Financial clearinghouse & reserve activities ..	(C)	(D)	(D)	1	—	—	—	—	—	1	—	—	—	
523	Security, commodity contracts & like activity .....	1 211	22 321	88 296	106	77	10	10	4	2	1	2	—	—	
5231	Scrtcy & comdty contracts intermed & brokerage .	347	8 680	35 793	44	28	6	6	2	2	—	—	—	—	
52312	Securities brokerage .....	307	7 776	32 669	39	26	5	4	2	2	—	—	—	—	
523120	Securities brokerage .....	307	7 776	32 669	39	26	5	4	2	2	—	—	—	—	
5239	Other financial investment activities .....	864	13 641	52 503	62	49	4	4	2	—	1	2	—	—	
52393	Investment advice .....	478	5 865	26 357	32	27	1	1	1	—	1	1	—	—	
523930	Investment advice .....	478	5 865	26 357	32	27	1	1	1	—	1	1	—	—	
52399	All other financial investment activities .....	(E)	(D)	(D)	6	3	1	1	—	—	—	1	—	—	
524	Insurance carriers & related activities .....	2 783	37 645	161 460	149	103	16	15	6	6	1	—	2	—	
5241	Insurance carriers .....	(G)	(D)	(D)	32	19	2	1	4	3	1	—	2	—	
52411	Direct life, health, medical insurance carriers .	(C)	(D)	(D)	17	11	1	—	3	2	—	—	—	—	
52412	Other direct insurance carriers .....	(G)	(D)	(D)	14	7	1	1	1	1	—	—	2	—	
5242	Agencies & other insurance related activities ...	(F)	(D)	(D)	117	84	14	14	2	3	—	—	—	—	
52421	Insurance agencies & brokerages .....	471	4 919	21 374	97	71	12	12	1	1	—	—	—	—	
524210	Insurance agencies & brokerages .....	471	4 919	21 374	97	71	12	12	1	1	—	—	—	—	
52429	Other insurance related activities .....	(C)	(D)	(D)	20	13	2	2	1	2	—	—	—	—	
<b>53</b>	<b>Real estate &amp; rental &amp; leasing .....</b>	<b>1 893</b>	<b>13 830</b>	<b>65 192</b>	<b>366</b>	<b>268</b>	<b>54</b>	<b>31</b>	<b>9</b>	<b>2</b>	<b>2</b>	<b>—</b>	<b>—</b>	<b>—</b>	
531	Real estate .....	(G)	(D)	(D)	286	225	36	19	4	1	1	—	—	—	
5311	Lessors of real estate .....	(E)	(D)	(D)	96	73	14	9	—	—	—	—	—	—	
53111	Lessors of residential buildings & dwellings ...	104	868	3 733	26	18	5	3	—	—	—	—	—	—	
531110	Lessors of residential buildings & dwellings...	104	868	3 733	26	18	5	3	—	—	—	—	—	—	
5312	Offices of real estate agents & brokers .....	326	2 645	16 213	115	96	15	3	1	—	—	—	—	—	
53121	Offices of real estate agents & brokers .....	326	2 645	16 213	115	96	15	3	1	—	—	—	—	—	
531210	Offices of real estate agents & brokers .....	326	2 645	16 213	115	96	15	3	1	—	—	—	—	—	
5313	Activities related to real estate .....	485	4 202	18 311	75	56	7	7	3	1	1	—	—	—	
53131	Real estate property managers .....	382	2 751	12 538	44	27	6	7	3	—	1	—	—	—	
531311	Residential property managers .....	217	1 379	5 950	21	13	3	3	1	—	1	—	—	—	
531312	Nonresidential property managers .....	165	1 372	6 588	23	14	3	4	2	—	—	—	—	—	
532	Rental & leasing services .....	(F)	(D)	(D)	77	40	18	12	5	1	1	—	—	—	
5321	Automotive equipment rental & leasing .....	(C)	(D)	(D)	16	7	4	3	2	—	—	—	—	—	
5322	Consumer goods rental .....	403	1 158	5 182	26	9	9	5	1	1	1	—	—	—	
53223	Video tape & disc rental .....	377	1 045	4 549	19	4	7	5	1	1	1	—	—	—	
532230	Video tape & disc rental .....	377	1 045	4 549	19	4	7	5	1	1	1	—	—	—	
5324	Commercial, industrial equip rental & leasing ...	139	1 268	6 441	23	15	4	2	2	—	—	—	—	—	
53249	Oth commercial, industrial equip rental, lease .....	113	992	5 151	12	6	2	2	2	—	—	—	—	—	
532490	Oth commercial, industrial equip rental, lease .....	113	992	5 151	12	6	2	2	2	—	—	—	—	—	
<b>54</b>	<b>Professional, scientific &amp; technical services .....</b>	<b>7 077</b>	<b>101 763</b>	<b>387 588</b>	<b>1 115</b>	<b>768</b>	<b>173</b>	<b>108</b>	<b>57</b>	<b>4</b>	<b>3</b>	<b>2</b>	<b>—</b>	<b>—</b>	
541	Professional, scientific & technical services .....	7 077	101 763	387 588	1 115	768	173	108	57	4	3	2	—	—	
5411	Legal services .....	780	6 828	33 254	178	125	31	17	5	—	—	—	—	—	
54111	Offices of lawyers .....	734	6 363	30 779	167	119	28	15	5	—	—	—	—	—	
541110	Offices of lawyers .....	734	6 363	30 779	167	119	28	15	5	—	—	—	—	—	
5412	Accounting, tax prep, bookkeep, payroll services .....	820	5 007	23 134	132	94	21	9	5	2	1	—	—	—	
54121	Accounting, tax prep, bookkeep, payroll services .....	820	5 007	23 134	132	94	21	9	5	2	1	—	—	—	
541211	Offices of certified public accountants .....	262	2 349	10 805	68	53	9	4	2	—	—	—	—	—	
541219	Other accounting services .....	286	1 900	9 035	39	30	6	1	—	1	1	—	—	—	

See footnotes at end of table.

**Table 6. Counties—Employees, Payroll, and Establishments by Industry: 2002—Con.**

[Excludes most government employees, railroad employees, and self-employed persons. Size class 1 to 4 includes establishments with payroll, but no employees, during mid-March pay period. (D) denotes figures withheld to avoid disclosing data for individual companies; the data are included in broader industry totals. Detailed industries with 100 or more employees are shown if industry was not a (D). For explanation of terms, abbreviations, and data reliability/comparability, see introductory text]

NAICS code	Industry	Number of employees for week including March 12	Payroll (\$1,000)		Total number of establishments	Number of establishments by employment-size class																		
			First quarter	Annual		1 to 4	5 to 9	10 to 19	20 to 49	50 to 99	100 to 249	250 to 499	500 to 999	1,000 or more										
<b>ROCKINGHAM—Con.</b>																								
<b>54</b>	<b>Professional, scientific &amp; technical services—Con.</b>																							
541	Professional, scientific & technical services—Con.																							
5413	Architectural, engineering & related services ...	1 201	13 850	65 448	174	105	34	23	10	1	1	—	—	—	—	—	—	—	—					
54131	Architectural services .....	146	1 559	7 574	21	12	4	4	1	—	—	—	—	—	—	—	—	—	—					
541310	Architectural services .....	146	1 559	7 574	21	12	4	4	1	—	—	—	—	—	—	—	—	—	—					
54133	Engineering services .....	821	10 553	49 904	104	62	21	11	8	1	1	—	—	—	—	—	—	—	—					
541330	Engineering services .....	821	10 553	49 904	104	62	21	11	8	1	1	—	—	—	—	—	—	—	—					
54137	Surveying, mapping (exc geophysical) services .....	108	784	3 591	19	12	3	3	1	—	—	—	—	—	—	—	—	—	—					
541370	Surveying, mapping (exc geophysical) services .....	108	784	3 591	19	12	3	3	1	—	—	—	—	—	—	—	—	—	—					
5415	Computer systems design & related services ...	1 615	44 423	131 647	222	160	27	20	13	1	—	—	—	—	—	—	—	—	—					
54151	Computer systems design & related services .	1 615	44 423	131 647	222	160	27	20	13	1	—	—	—	—	—	—	—	—	—					
541511	Custom computer programming services ..	826	33 322	82 620	104	82	13	3	5	—	—	—	—	—	—	—	—	—	—					
541512	Computer systems design services .....	550	7 733	35 032	78	49	9	14	5	1	—	—	—	—	—	—	—	—	—					
5416	Management, sci & tech consulting services ....	886	11 085	49 744	226	173	30	16	7	—	—	—	—	—	—	—	—	—	—					
54161	Management consulting services .....	618	7 744	32 791	176	142	20	9	5	—	—	—	—	—	—	—	—	—	—					
541611	Admin & gen management consulting services .....	333	4 442	18 523	80	67	4	5	4	—	—	—	—	—	—	—	—	—	—					
541612	Human res & exec search consulting services .....	123	1 469	6 359	34	22	10	2	—	—	—	—	—	—	—	—	—	—	—					
541613	Marketing consulting services .....	109	1 221	4 899	33	27	4	1	1	—	—	—	—	—	—	—	—	—	—					
54162	Environmental consulting services .....	162	1 873	9 621	24	14	5	4	1	—	—	—	—	—	—	—	—	—	—					
541620	Environmental consulting services .....	162	1 873	9 621	24	14	5	4	1	—	—	—	—	—	—	—	—	—	—					
54169	Oth scientific & technical consulting services .	106	1 468	7 332	26	17	5	3	1	—	—	—	—	—	—	—	—	—	—					
541690	Oth scientific & technical consulting services .....	106	1 468	7 332	26	17	5	3	1	—	—	—	—	—	—	—	—	—	—					
5417	Scientific R&D services .....	797	12 923	47 044	20	11	3	1	3	—	—	—	—	—	—	—	—	—	—					
54171	R&D in physical, engineering & life sciences..	(F)	(D)	(D)	18	10	2	1	3	—	—	—	—	—	—	—	—	—	—					
5418	Advertising & related services .....	324	3 125	17 829	42	26	5	4	7	—	—	—	—	—	—	—	—	—	—					
5419	Oth professional, scientific, technical services ...	582	4 076	17 120	89	48	18	16	7	—	—	—	—	—	—	—	—	—	—					
54194	Veterinary services .....	378	2 017	8 559	34	8	9	11	6	—	—	—	—	—	—	—	—	—	—					
541940	Veterinary services .....	378	2 017	8 559	34	8	9	11	6	—	—	—	—	—	—	—	—	—	—					
<b>55</b>	<b>Management of companies &amp; enterprises .</b>	<b>2 755</b>	<b>113 683</b>	<b>409 540</b>	<b>57</b>	<b>20</b>	<b>9</b>	<b>9</b>	<b>7</b>	<b>7</b>	<b>3</b>	<b>1</b>	<b>1</b>	<b>1</b>	<b>1</b>	<b>1</b>	<b>1</b>	<b>1</b>	<b>—</b>					
551	Management of companies & enterprises .....	2 755	113 683	409 540	57	20	9	9	7	7	3	1	1	1	1	1	1	1	—					
5511	Management of companies & enterprises .....	2 755	113 683	409 540	57	20	9	9	7	7	3	1	1	1	1	1	1	1	—					
55111	Management of companies & enterprises .....	2 755	113 683	409 540	57	20	9	9	7	7	3	1	1	1	1	1	1	1	—					
551112	Offices of other holding companies .....	128	1 508	5 710	13	6	3	2	2	—	—	—	—	—	—	—	—	—	—					
551114	Corp, subsidiary & regional managing offices .....	2 627	112 175	403 830	44	14	6	7	5	7	3	1	1	1	1	1	1	1	—					
<b>56</b>	<b>Admin, support, waste mgt, remediation services .....</b>	<b>11 024</b>	<b>85 004</b>	<b>346 413</b>	<b>527</b>	<b>325</b>	<b>77</b>	<b>44</b>	<b>36</b>	<b>17</b>	<b>22</b>	<b>2</b>	<b>3</b>	<b>1</b>	<b>1</b>	<b>1</b>	<b>1</b>	<b>1</b>	<b>1</b>					
561	Administrative & support services .....	10 272	75 350	313 279	489	308	69	39	31	16	20	2	3	1	1	1	1	1	1					
5611	Office administrative services .....	502	7 361	26 527	32	19	6	2	2	1	2	—	—	—	—	—	—	—	—					
56111	Office administrative services .....	502	7 361	26 527	32	19	6	2	2	1	2	—	—	—	—	—	—	—	—					
561110	Office administrative services .....	502	7 361	26 527	32	19	6	2	2	1	2	—	—	—	—	—	—	—	—					
5612	Facilities support services .....	(C)	(D)	(D)	3	—	—	—	—	—	—	—	—	—	—	—	—	—	—					
56121	Facilities support services .....	(C)	(D)	(D)	3	—	—	—	—	—	—	—	—	—	—	—	—	—	—					
5613	Employment services .....	6 048	45 455	183 150	74	17	6	9	17	10	10	2	2	2	2	2	2	2	1					
56131	Employment placement agencies .....	407	2 475	11 384	14	5	1	2	3	1	2	—	—	—	—	—	—	—	—					
561310	Employment placement agencies .....	407	2 475	11 384	14	5	1	2	3	1	2	—	—	—	—	—	—	—	—					
56132	Temporary help services .....	3 977	33 055	136 599	52	10	5	6	12	8	8	2	—	—	—	—	—	—	—					
561320	Temporary help services .....	3 977	33 055	136 599	52	10	5	6	12	8	8	2	—	—	—	—	—	—	—					
56133	Employee leasing services .....	1 664	9 925	35 167	8	2	—	1	2	1	—	—	—	—	—	—	—	—	—					
561330	Employee leasing services .....	1 664	9 925	35 167	8	2	—	1	2	1	—	—	—	—	—	—	—	—	—					
5614	Business support services .....	535	5 225	24 932	38	22	8	4	2	—	—	—	—	—	—	—	—	—	—					
56144	Collection agencies .....	346	3 914	19 803	5	2	—	—	1	—	—	—	—	—	—	—	—	—	—					
561440	Collection agencies .....	346	3 914	19 803	5	2	—	—	1	—	—	—	—	—	—	—	—	—	—					
5615	Travel arrangement & reservation services .....	(C)	(D)	(D)	38	30	5	2	1	—	—	—	—	—	—	—	—	—	—					
5616	Investigation & security services .....	1 173	5 849	25 540	25	12	3	3	3	1	2	—	—	—	—	—	—	—	—					
56161	Investigation, guard & armored car services ..	1 039	4 796	20 323	10	4	—	1	1	1	2	—	—	—	—	—	—	—	—					
56162	Security systems services .....	134	1 053	5 217	15	8	3	2	2	—	—	—	—	—	—	—	—	—	—					
561621	Security systems services (except locksmiths) .....	116	971	4 870	9	3	2	2	2	—	—	—	—	—	—	—	—	—	—					
5617	Services to buildings & dwellings .....	1 092	4 627	27 056	257	195	39	15	5	2	1	—	—	—	—	—	—	—	—					
56172	Janitorial services .....	452	1 651	6 991	60	33	14	8	4	1	—	—	—	—	—	—	—	—	—					
561720	Janitorial services .....	452	1 651	6 991	60	33	14	8	4	1	—	—	—	—	—	—	—	—	—					
56173	Landscaping services .....	468	2 082	14 853	160	134	19	5	1	—	—	—	—	—	—	—	—	—	—					
561730	Landscaping services .....	468	2 082	14 853	160	134	19	5	1	—	—	—	—	—	—	—	—	—	—					
5619	Other support services .....	589	4 682	16 460	22	13	2	2	1	2	2	—	—	—	—	—	—	—	—					
56199	All other support services .....	(F)	(D)	(D)	20	11	2	2	1	2	2	—	—	—	—	—	—	—	—					
562	Waste management & remediation services .....	752	9 654	33 134	38	17	8	5	5	1	2	—	—	—	—	—	—	—	—					
5621	Waste collection .....	362	6 221	19 899	12	5	2	2	1	1	1	—	—	—	—	—	—	—	—					
56211	Waste collection .....	362	6 221	19 899	12	5	2	2	1	1	1	—	—	—	—	—	—	—	—					
5629	Remediation & oth waste management services .....	(E)	(D)	(D)	22	10	6	1	4	—	—	—	—	—	—	—	—	—	—					
56291	Remediation services .....	168	1 718	7 230	10	2	3	1	4	—	—	—	—	—	—	—	—	—	—					
562910	Remediation services .....	168	1 718	7 230	10	2	3	1	4	—	—	—	—	—	—	—	—	—	—					
56292	Materials recovery facilities .....	(C)	(D)	(D)	1	—</																		

**Table 6. Counties—Employees, Payroll, and Establishments by Industry: 2002—Con.**

[Excludes most government employees, railroad employees, and self-employed persons. Size class 1 to 4 includes establishments with payroll, but no employees, during mid-March pay period. (D) denotes figures withheld to avoid disclosing data for individual companies; the data are included in broader industry totals. Detailed industries with 100 or more employees are shown if industry was not a (D). For explanation of terms, abbreviations, and data reliability/comparability, see introductory text]

NAICS code	Industry	Number of employees for week including March 12	Payroll (\$1,000)		Total number of establishments	Number of establishments by employment-size class								
			First quarter	Annual		1 to 4	5 to 9	10 to 19	20 to 49	50 to 99	100 to 249	250 to 499	500 to 999	1,000 or more
<b>ROCKINGHAM—Con.</b>														
<b>61</b>	<b>Educational services . . . . .</b>	<b>3 158</b>	<b>20 578</b>	<b>82 849</b>	<b>112</b>	<b>57</b>	<b>12</b>	<b>19</b>	<b>17</b>	<b>4</b>	—	<b>2</b>	—	<b>1</b>
611	Educational services . . . . .	3 158	20 578	82 849	112	57	12	19	17	4	—	2	—	1
6111	Elementary & secondary schools . . . . .	2 555	17 496	69 363	31	5	3	10	6	4	—	2	—	1
61111	Elementary & secondary schools . . . . .	2 555	17 496	69 363	31	5	3	10	6	4	—	2	—	1
611110	Elementary & secondary schools . . . . .	2 555	17 496	69 363	31	5	3	10	6	4	—	2	—	1
6113	Colleges, universities & professional schools . . . . .	(C)	(D)	(D)	6	2	—	—	4	—	—	—	—	—
61131	Colleges, universities & professional schools . . . . .	(C)	(D)	(D)	6	2	—	—	4	—	—	—	—	—
6116	Other schools & instruction . . . . .	(E)	(D)	(D)	49	34	5	6	4	—	—	—	—	—
61162	Sports & recreation instruction . . . . .	117	359	1 528	17	11	1	2	3	—	—	—	—	—
611620	Sports & recreation instruction . . . . .	117	359	1 528	17	11	1	2	3	—	—	—	—	—
<b>62</b>	<b>Health care and social assistance . . . . .</b>	<b>12 222</b>	<b>97 038</b>	<b>423 179</b>	<b>729</b>	<b>311</b>	<b>205</b>	<b>114</b>	<b>59</b>	<b>23</b>	<b>13</b>	—	<b>3</b>	<b>1</b>
621	Ambulatory health care services . . . . .	4 910	50 373	228 208	478	220	145	65	31	12	5	—	—	—
6211	Offices of physicians . . . . .	1 770	22 854	106 728	180	79	51	35	10	4	1	—	—	—
62111	Offices of physicians . . . . .	1 770	22 854	106 728	180	79	51	35	10	4	1	—	—	—
621111	Offices of physicians (exc mental health) . . . . .	1 732	22 554	105 533	162	63	49	35	10	4	1	—	—	—
6212	Offices of dentists . . . . .	869	7 646	37 855	122	39	61	18	4	—	—	—	—	—
62121	Offices of dentists . . . . .	869	7 646	37 855	122	39	61	18	4	—	—	—	—	—
621210	Offices of dentists . . . . .	869	7 646	37 855	122	39	61	18	4	—	—	—	—	—
6213	Offices of other health practitioners . . . . .	(E)	(D)	(D)	116	85	26	4	1	—	—	—	—	—
62131	Offices of chiropractors . . . . .	126	575	2 666	45	38	7	—	—	—	—	—	—	—
621310	Offices of chiropractors . . . . .	126	575	2 666	45	38	7	—	—	—	—	—	—	—
62134	Offices of PT, OT, speech therapy & audiology . . . . .	138	1 005	4 409	22	12	6	3	1	—	—	—	—	—
621340	Offices of PT, OT, speech therapy & audiology . . . . .	138	1 005	4 409	22	12	6	3	1	—	—	—	—	—
6214	Outpatient care centers . . . . .	656	4 651	19 907	25	5	6	4	5	4	1	—	—	—
62142	Outpatient mental health, substance abuse ctrs . . . . .	368	2 451	10 392	9	2	1	1	2	2	1	—	—	—
621420	Outpatient mental health, substance abuse ctrs . . . . .	368	2 451	10 392	9	2	1	1	2	2	1	—	—	—
62149	Other outpatient care centers . . . . .	(E)	(D)	(D)	11	2	2	3	2	2	—	—	—	—
6215	Medical & diagnostic laboratories . . . . .	237	8 391	34 728	17	11	1	—	4	1	—	—	—	—
62151	Medical & diagnostic laboratories . . . . .	237	8 391	34 728	17	11	1	—	4	1	—	—	—	—
6216	Home health care services . . . . .	894	4 040	16 315	16	—	—	4	6	3	3	—	—	—
62161	Home health care services . . . . .	894	4 040	16 315	16	—	—	4	6	3	3	—	—	—
621610	Home health care services . . . . .	894	4 040	16 315	16	—	—	4	6	3	3	—	—	—
622	Hospitals . . . . .	(H)	(D)	(D)	5	—	—	—	—	—	1	—	3	1
6221	General medical & surgical hospitals . . . . .	(H)	(D)	(D)	3	—	—	—	—	—	—	—	2	1
62211	General medical & surgical hospitals . . . . .	(H)	(D)	(D)	3	—	—	—	—	—	—	—	2	1
6222	Psychiatric & substance abuse hospitals . . . . .	(C)	(D)	(D)	1	—	—	—	—	—	1	—	—	—
62221	Psychiatric & substance abuse hospitals . . . . .	(C)	(D)	(D)	1	—	—	—	—	—	1	—	—	—
6223	Other specialty hospitals . . . . .	(F)	(D)	(D)	1	—	—	—	—	—	—	—	1	—
62231	Other specialty hospitals . . . . .	(F)	(D)	(D)	1	—	—	—	—	—	—	—	1	—
623	Nursing & residential care facilities . . . . .	1 989	11 574	48 811	38	6	5	7	7	6	7	—	—	—
6231	Nursing care facilities . . . . .	1 313	8 030	34 189	13	—	—	1	2	5	5	—	—	—
62311	Nursing care facilities . . . . .	1 313	8 030	34 189	13	—	—	1	2	5	5	—	—	—
623110	Nursing care facilities . . . . .	1 313	8 030	34 189	13	—	—	1	2	5	5	—	—	—
6233	Community care facilities for the elderly . . . . .	584	3 122	12 918	16	4	2	3	4	1	2	—	—	—
62331	Community care facilities for the elderly . . . . .	584	3 122	12 918	16	4	2	3	4	1	2	—	—	—
623311	Continuing care retirement communities . . . . .	449	2 482	10 278	7	2	—	—	2	1	2	—	—	—
623312	Homes for the elderly . . . . .	135	640	2 640	9	2	2	3	2	—	—	—	—	—
624	Social assistance . . . . .	(G)	(D)	(D)	208	85	55	42	21	5	—	—	—	—
6241	Individual & family services . . . . .	588	2 771	11 591	59	28	14	9	5	3	—	—	—	—
62411	Child & youth services . . . . .	181	751	3 195	17	10	3	1	1	2	—	—	—	—
624110	Child & youth services . . . . .	181	751	3 195	17	10	3	1	1	2	—	—	—	—
62412	Services for elderly & disabled persons . . . . .	228	1 059	4 766	17	5	6	3	2	1	—	—	—	—
624120	Services for elderly & disabled persons . . . . .	228	1 059	4 766	17	5	6	3	2	1	—	—	—	—
62419	Other individual & family services . . . . .	179	961	3 630	25	13	5	5	2	—	—	—	—	—
624190	Other individual & family services . . . . .	179	961	3 630	25	13	5	5	2	—	—	—	—	—
6242	Community, emergency & other relief services . . . . .	(C)	(D)	(D)	8	3	2	1	—	2	—	—	—	—
6244	Child day care services . . . . .	1 170	4 403	17 534	133	52	36	29	16	—	—	—	—	—
62441	Child day care services . . . . .	1 170	4 403	17 534	133	52	36	29	16	—	—	—	—	—
624410	Child day care services . . . . .	1 170	4 403	17 534	133	52	36	29	16	—	—	—	—	—
<b>71</b>	<b>Arts, entertainment &amp; recreation . . . . .</b>	<b>2 213</b>	<b>7 907</b>	<b>49 178</b>	<b>178</b>	<b>105</b>	<b>20</b>	<b>27</b>	<b>16</b>	<b>6</b>	<b>4</b>	—	—	—
711	Performing arts, spectator sports & related industries . . . . .	516	2 446	12 468	43	28	6	4	3	—	2	—	—	—
7112	Spectator sports . . . . .	348	1 880	9 685	8	4	—	1	1	—	2	—	—	—
71121	Spectator sports . . . . .	348	1 880	9 685	8	4	—	1	1	—	2	—	—	—
711212	Racetracks . . . . .	317	1 813	9 408	5	2	—	1	—	—	2	—	—	—
712	Museums, historical sites & like institutions . . . . .	112	507	2 506	16	11	2	2	—	1	—	—	—	—
7121	Museums, historical sites & like institutions . . . . .	112	507	2 506	16	11	2	2	—	1	—	—	—	—
713	Amusement, gambling & recreation industries . . . . .	1 585	4 954	34 204	119	66	12	21	13	5	2	—	—	—
7131	Amusement parks & arcades . . . . .	130	779	11 124	9	5	—	2	1	1	—	—	—	—
7139	Other amusement & recreation industries . . . . .	1 455	4 175	23 080	110	61	12	19	12	4	2	—	—	—
71391	Golf courses & country clubs . . . . .	194	1 211	7 651	15	5	2	5	3	—	—	—	—	—
713910	Golf courses & country clubs . . . . .	194	1 211	7 651	15	5	2	5	3	—	—	—	—	—
71394	Fitness & recreational sports centers . . . . .	1 055	2 085	8 595	50	22	6	10	6	4	2	—	—	—
713940	Fitness & recreational sports centers . . . . .	1 055	2 085	8 595	50	22	6	10	6	4	2	—	—	—
71399	All other amusement & recreation industries . . . . .	123	448	4 375	33	26	3	3	1	—	—	—	—	—
713990	All other amusement & recreation industries . . . . .	123	448	4 375	33	26	3	3	1	—	—	—	—	—

See footnotes at end of table.

**Table 6. Counties—Employees, Payroll, and Establishments by Industry: 2002—Con.**

[Excludes most government employees, railroad employees, and self-employed persons. Size class 1 to 4 includes establishments with payroll, but no employees, during mid-March pay period. (D) denotes figures withheld to avoid disclosing data for individual companies; the data are included in broader industry totals. Detailed industries with 100 or more employees are shown if industry was not a (D). For explanation of terms, abbreviations, and data reliability/comparability, see introductory text]

NAICS code	Industry	Number of employees for week including March 12	Payroll (\$1,000)		Total number of establishments	Number of establishments by employment-size class								
			First quarter	Annual		1 to 4	5 to 9	10 to 19	20 to 49	50 to 99	100 to 249	250 to 499	500 to 999	1,000 or more
<b>ROCKINGHAM—Con.</b>														
<b>72</b>	<b>Accommodation &amp; food services</b>	<b>10 815</b>	<b>36 199</b>	<b>163 354</b>	<b>745</b>	<b>289</b>	<b>127</b>	<b>149</b>	<b>141</b>	<b>33</b>	<b>5</b>	<b>1</b>	—	—
721	Accommodation	1 304	5 731	27 887	99	61	6	14	13	2	2	1	—	—
7211	Traveler accommodation	1 242	5 403	25 303	78	44	4	12	13	2	2	1	—	—
72111	Hotels (exc casino hotels) & motels	1 234	5 389	25 187	72	38	4	12	13	2	2	1	—	—
721110	Hotels (exc casino hotels) & motels	1 234	5 389	25 187	72	38	4	12	13	2	2	1	—	—
722	Food services & drinking places	9 511	30 468	135 467	646	228	121	135	128	31	3	—	—	—
7221	Full-service restaurants	5 281	18 074	80 788	254	60	47	56	65	23	3	—	—	—
72211	Full-service restaurants	5 281	18 074	80 788	254	60	47	56	65	23	3	—	—	—
722110	Full-service restaurants	5 281	18 074	80 788	254	60	47	56	65	23	3	—	—	—
7222	Limited-service eating places	3 827	11 045	47 222	344	140	64	74	60	6	—	—	—	—
72221	Limited-service eating places	3 827	11 045	47 222	344	140	64	74	60	6	—	—	—	—
722211	Limited-service restaurants	2 650	7 959	32 807	251	101	50	54	43	3	—	—	—	—
7223	Special food services	302	1 061	6 134	38	24	8	3	1	2	—	—	—	—
72231	Food service contractors	116	463	3 089	24	15	7	1	1	—	—	—	—	—
722310	Food service contractors	116	463	3 089	24	15	7	1	1	—	—	—	—	—
72232	Caterers	(C)	(D)	(D)	10	6	—	2	—	2	—	—	—	—
7224	Drinking places (alcoholic beverages)	101	288	1 323	10	4	2	2	2	—	—	—	—	—
72241	Drinking places (alcoholic beverages)	101	288	1 323	10	4	2	2	2	—	—	—	—	—
722410	Drinking places (alcoholic beverages)	101	288	1 323	10	4	2	2	2	—	—	—	—	—
<b>81</b>	<b>Other services (except public administration)</b>	<b>4 669</b>	<b>24 392</b>	<b>103 258</b>	<b>806</b>	<b>478</b>	<b>191</b>	<b>98</b>	<b>35</b>	<b>4</b>	—	—	—	—
811	Repair & maintenance	1 465	11 954	49 042	288	181	67	31	9	—	—	—	—	—
8111	Automotive repair & maintenance	1 064	7 955	31 973	202	123	50	23	6	—	—	—	—	—
81111	Automotive mechanical & electrical R&M	560	4 077	16 207	130	88	29	12	1	—	—	—	—	—
811111	General automotive repair	472	3 132	12 442	119	83	26	10	—	—	—	—	—	—
81112	Automotive body, paint, interior & glass repair	334	3 100	12 537	52	30	12	6	4	—	—	—	—	—
811121	Automotive body, paint & interior R&M	316	2 943	11 853	44	22	12	6	4	—	—	—	—	—
81119	Other automotive R&M	170	778	3 229	20	5	9	5	1	—	—	—	—	—
8113	Commercial equipment (exc auto & elec) R&M	195	1 981	7 977	45	33	7	4	1	—	—	—	—	—
81131	Commercial equipment (exc auto & elec) R&M	195	1 981	7 977	45	33	7	4	1	—	—	—	—	—
811310	Commercial equipment (exc auto & elec) R&M	195	1 981	7 977	45	33	7	4	1	—	—	—	—	—
8114	Personal & household goods R&M	115	857	3 570	24	15	7	—	2	—	—	—	—	—
812	Personal & laundry services	1 773	6 779	29 833	281	154	71	41	13	2	—	—	—	—
8121	Personal care services	1 096	4 090	17 608	175	89	53	24	9	—	—	—	—	—
81211	Hair, nail & skin care services	954	3 687	15 812	152	77	47	20	8	—	—	—	—	—
812112	Beauty salons	917	3 576	15 335	141	68	45	20	8	—	—	—	—	—
81219	Other personal care services	142	403	1 796	23	12	6	4	1	—	—	—	—	—
8123	Drycleaning & laundry services	299	1 158	4 829	45	26	6	11	2	—	—	—	—	—
81232	Drycleaning & laundry services (exc coin-op)	194	717	3 082	33	24	2	5	2	—	—	—	—	—
812320	Drycleaning & laundry services (exc coin-op)	194	717	3 082	33	24	2	5	2	—	—	—	—	—
8129	Other personal services	326	1 032	4 700	49	33	6	6	2	2	—	—	—	—
81291	Pet care (except veterinary) services	117	452	1 941	20	12	2	4	2	—	—	—	—	—
812910	Pet care (except veterinary) services	117	452	1 941	20	12	2	4	2	—	—	—	—	—
81299	All other personal services	103	218	1 156	18	15	1	1	—	1	—	—	—	—
812990	All other personal services	103	218	1 156	18	15	1	1	—	1	—	—	—	—
813	Religious, grantmaking, civic, prof & like organizations	1 431	5 659	24 383	237	143	53	26	13	2	—	—	—	—
8131	Religious organizations	921	3 308	13 614	125	68	31	15	9	2	—	—	—	—
81311	Religious organizations	921	3 308	13 614	125	68	31	15	9	2	—	—	—	—
813110	Religious organizations	921	3 308	13 614	125	68	31	15	9	2	—	—	—	—
8134	Civic & social organizations	193	480	2 014	32	15	13	3	1	—	—	—	—	—
81341	Civic & social organizations	193	480	2 014	32	15	13	3	1	—	—	—	—	—
813410	Civic & social organizations	193	480	2 014	32	15	13	3	1	—	—	—	—	—
8139	Business, labor, political, like organizations	201	854	4 444	56	43	6	6	1	—	—	—	—	—
<b>95</b>	<b>Auxiliaries (exc corporate, subsidiary &amp; regional mgt)</b>	<b>1 145</b>	<b>9 720</b>	<b>43 482</b>	<b>13</b>	<b>5</b>	<b>1</b>	<b>2</b>	<b>2</b>	<b>1</b>	<b>1</b>	—	<b>1</b>	—
<b>99</b>	<b>Unclassified establishments</b>	<b>13</b>	<b>34</b>	<b>653</b>	<b>25</b>	<b>24</b>	<b>1</b>	—	—	—	—	—	—	—
<b>STRAFFORD</b>														
	<b>Total</b>	<b>37 050</b>	<b>297 454</b>	<b>1 226 551</b>	<b>2 532</b>	<b>1 297</b>	<b>545</b>	<b>328</b>	<b>237</b>	<b>69</b>	<b>41</b>	<b>9</b>	<b>3</b>	<b>3</b>
<b>11</b>	<b>Forestry, fishing, hunting, and agriculture support</b>	<b>25</b>	<b>117</b>	<b>513</b>	<b>9</b>	<b>7</b>	<b>2</b>	—	—	—	—	—	—	—
<b>21</b>	<b>Mining</b>	<b>(A)</b>	<b>(D)</b>	<b>(D)</b>	<b>2</b>	<b>2</b>	—	—	—	—	—	—	—	—
<b>22</b>	<b>Utilities</b>	<b>(B)</b>	<b>(D)</b>	<b>(D)</b>	<b>2</b>	<b>1</b>	—	—	—	<b>1</b>	—	—	—	—
<b>23</b>	<b>Construction</b>	<b>1 633</b>	<b>14 296</b>	<b>61 063</b>	<b>316</b>	<b>226</b>	<b>57</b>	<b>20</b>	<b>12</b>	—	—	<b>1</b>	—	—
233	Building, developing & general contracting	685	7 253	22 736	90	63	19	2	5	—	—	1	—	—
2332	Residential building construction	216	2 045	8 628	72	54	16	1	1	—	—	—	—	—
23321	Single-family housing construction	210	2 013	8 169	69	51	16	1	1	—	—	—	—	—
233210	Single-family housing construction	210	2 013	8 169	69	51	16	1	1	—	—	—	—	—
2333	Nonresidential building construction	465	5 182	13 949	14	5	3	1	4	—	—	1	—	—
23332	Commercial & institutional bldg construction	465	5 182	13 949	14	5	3	1	4	—	—	1	—	—
233320	Commercial & institutional bldg construction	465	5 182	13 949	14	5	3	1	4	—	—	1	—	—
234	Heavy construction	115	1 182	8 595	17	11	4	—	2	—	—	—	—	—

See footnotes at end of table.

**Table 6. Counties—Employees, Payroll, and Establishments by Industry: 2002—Con.**

[Excludes most government employees, railroad employees, and self-employed persons. Size class 1 to 4 includes establishments with payroll, but no employees, during mid-March pay period. (D) denotes figures withheld to avoid disclosing data for individual companies; the data are included in broader industry totals. Detailed industries with 100 or more employees are shown if industry was not a (D). For explanation of terms, abbreviations, and data reliability/comparability, see introductory text]

NAICS code	Industry	Number of employees for week including March 12	Payroll (\$1,000)		Total number of establishments	Number of establishments by employment-size class								
			First quarter	Annual		1 to 4	5 to 9	10 to 19	20 to 49	50 to 99	100 to 249	250 to 499	500 to 999	1,000 or more
<b>STRAFFORD—Con.</b>														
<b>23</b>	<b>Construction—Con.</b>													
235	Special trade contractors .....	833	5 861	29 732	209	152	34	18	5	—	—	—	—	—
2351	Plumbing, heating & AC contractor .....	188	1 305	5 668	41	32	4	2	3	—	—	—	—	—
23511	Plumbing, heating & AC contractor .....	188	1 305	5 668	41	32	4	2	3	—	—	—	—	—
235110	Plumbing, heating & AC contractor .....	188	1 305	5 668	41	32	4	2	3	—	—	—	—	—
2353	Electrical contractors .....	200	1 864	9 778	42	28	7	7	—	—	—	—	—	—
23531	Electrical contractors .....	200	1 864	9 778	42	28	7	7	—	—	—	—	—	—
235310	Electrical contractors .....	200	1 864	9 778	42	28	7	7	—	—	—	—	—	—
2359	Other special trade contractors .....	129	708	4 009	39	29	8	1	1	—	—	—	—	—
<b>31-33</b>	<b>Manufacturing .....</b>	<b>6 376</b>	<b>64 548</b>	<b>242 522</b>	<b>152</b>	<b>58</b>	<b>22</b>	<b>21</b>	<b>25</b>	<b>10</b>	<b>11</b>	<b>3</b>	<b>1</b>	<b>1</b>
313	Textile mills .....	(C)	(D)	(D)	3	—	—	1	1	—	1	—	—	—
3132	Fabric mills .....	(C)	(D)	(D)	1	—	—	—	—	—	1	—	—	—
31322	Narrow fabric mills & schiffli mach embroidery .....	(C)	(D)	(D)	1	—	—	—	—	—	1	—	—	—
316	Leather & allied product mfg .....	(C)	(D)	(D)	3	—	—	1	1	1	—	—	—	—
322	Paper mfg .....	(C)	(D)	(D)	2	—	—	—	—	1	1	—	—	—
3221	Pulp, paper & paperboard mills .....	(C)	(D)	(D)	1	—	—	—	—	—	1	—	—	—
32212	Paper mills .....	(C)	(D)	(D)	1	—	—	—	—	—	1	—	—	—
323	Printing & related support activities .....	369	2 699	13 517	14	6	2	2	2	1	1	—	—	—
3231	Printing & related support activities .....	369	2 699	13 517	14	6	2	2	2	1	1	—	—	—
32311	Printing .....	369	2 699	13 517	14	6	2	2	2	1	1	—	—	—
326	Plastics & rubber products mfg .....	1 388	10 658	42 461	14	3	2	1	3	1	3	—	1	—
3261	Plastics product mfg .....	(F)	(D)	(D)	8	1	1	—	3	1	1	—	1	—
32612	Plastics pipe, pipe fitting, & unsupported profile shape mfg .....	(C)	(D)	(D)	1	—	—	—	—	—	1	—	—	—
32619	Other plastics product mfg .....	849	6 662	26 517	7	1	1	—	3	1	—	—	1	—
326199	All other plastics product mfg .....	849	6 662	26 517	7	1	1	—	3	1	—	—	1	—
3262	Rubber product mfg .....	(E)	(D)	(D)	6	2	1	1	—	—	2	—	—	—
32622	Rubber & plastics hoses & belting mfg .....	(C)	(D)	(D)	1	—	—	—	—	—	1	—	—	—
32629	Other rubber product mfg .....	(E)	(D)	(D)	5	2	1	1	—	—	1	—	—	—
327	Nonmetallic mineral product mfg .....	163	1 102	5 659	8	—	3	2	2	1	—	—	—	—
332	Fabricated metal product mfg .....	572	4 568	15 153	26	18	2	2	1	2	—	1	—	—
3327	Mach shops, turn prod, screw, nut, bolt mfg ....	124	1 113	4 874	12	8	1	1	1	1	—	—	—	—
3329	Other fabricated metal product mfg .....	(E)	(D)	(D)	4	3	—	—	—	—	—	1	—	—
33299	All other fabricated metal product mfg .....	(E)	(D)	(D)	3	2	—	—	—	—	—	1	—	—
333	Machinery mfg .....	1 417	18 988	69 360	16	4	4	2	3	1	1	—	—	1
3332	Industrial machinery mfg .....	(G)	(D)	(D)	6	1	2	1	1	—	—	—	—	1
33329	Other industrial machinery mfg .....	(G)	(D)	(D)	6	1	2	1	1	—	—	—	—	1
3339	Other general purpose machinery mfg .....	(C)	(D)	(D)	2	—	1	—	—	—	1	—	—	—
33399	All other general purpose machinery mfg ....	(C)	(D)	(D)	2	—	1	—	—	—	1	—	—	—
334	Computer & electronic product mfg .....	1 109	14 879	50 046	11	2	—	1	4	1	1	2	—	—
3344	Semiconductor & oth electronic component mfg .....	(C)	(D)	(D)	4	—	—	1	1	1	1	—	—	—
33441	Semiconductor & oth electronic component mfg .....	(C)	(D)	(D)	4	—	—	1	1	1	1	—	—	—
3345	Nav, measuring, medical, control instruments mfg .....	837	12 268	39 950	5	1	—	—	2	—	—	2	—	—
33451	Nav, measuring, medical, control instruments mfg .....	837	12 268	39 950	5	1	—	—	2	—	—	2	—	—
335	Electrical equip, appliance & component mfg .....	174	2 089	8 894	6	2	1	2	—	—	1	—	—	—
3353	Electrical equipment mfg .....	(C)	(D)	(D)	4	1	—	2	—	—	1	—	—	—
33531	Electrical equipment mfg .....	(C)	(D)	(D)	4	1	—	2	—	—	1	—	—	—
339	Miscellaneous mfg .....	312	1 798	7 855	18	10	2	4	—	—	2	—	—	—
3391	Medical equipment & supplies mfg .....	160	918	3 972	8	4	1	2	—	—	1	—	—	—
33911	Medical equipment & supplies mfg .....	160	918	3 972	8	4	1	2	—	—	1	—	—	—
339112	Surgical & medical instrument mfg .....	158	912	3 939	5	1	1	2	—	—	1	—	—	—
3399	Other miscellaneous mfg .....	152	880	3 883	10	6	1	2	—	—	1	—	—	—
33999	All other misc mfg .....	(C)	(D)	(D)	4	2	1	—	—	—	1	—	—	—
<b>42</b>	<b>Wholesale trade .....</b>	<b>1 021</b>	<b>10 676</b>	<b>43 626</b>	<b>117</b>	<b>64</b>	<b>23</b>	<b>15</b>	<b>13</b>	<b>1</b>	<b>1</b>	<b>—</b>	<b>—</b>	<b>—</b>
421	Wholesale trade, durable goods .....	617	6 931	27 616	70	35	19	9	5	1	1	—	—	—
4216	Electrical goods whsle .....	130	1 670	5 500	7	3	1	1	1	1	—	—	—	—
42169	Other electronic parts & equipment whsle ....	102	1 299	4 454	4	2	—	—	1	1	—	—	—	—
421690	Other electronic parts & equipment whsle ..	102	1 299	4 454	4	2	—	—	1	1	—	—	—	—
4217	Hardware, plumb & heating equip & sup whsle..	(C)	(D)	(D)	6	1	1	3	—	—	1	—	—	—
42171	Hardware whsle .....	(C)	(D)	(D)	3	1	1	—	—	—	1	—	—	—
4218	Machinery, equipment & supplies whsle .....	150	1 811	6 545	17	7	6	1	3	—	—	—	—	—
422	Wholesale trade, nondurable goods .....	404	3 745	16 010	47	29	4	6	8	—	—	—	—	—
4224	Grocery & related product whsle .....	197	1 851	7 076	13	6	—	2	5	—	—	—	—	—

See footnotes at end of table.

**Table 6. Counties—Employees, Payroll, and Establishments by Industry: 2002—Con.**

[Excludes most government employees, railroad employees, and self-employed persons. Size class 1 to 4 includes establishments with payroll, but no employees, during mid-March pay period. (D) denotes figures withheld to avoid disclosing data for individual companies; the data are included in broader industry totals. Detailed industries with 100 or more employees are shown if industry was not a (D). For explanation of terms, abbreviations, and data reliability/comparability, see introductory text]

NAICS code	Industry	Number of employees for week including March 12	Payroll (\$1,000)		Total number of establishments	Number of establishments by employment-size class								
			First quarter	Annual		1 to 4	5 to 9	10 to 19	20 to 49	50 to 99	100 to 249	250 to 499	500 to 999	1,000 or more
<b>STRAFFORD—Con.</b>														
<b>44-45</b>	<b>Retail trade</b> .....	<b>6 500</b>	<b>34 100</b>	<b>149 287</b>	<b>429</b>	<b>153</b>	<b>138</b>	<b>71</b>	<b>45</b>	<b>11</b>	<b>9</b>	<b>2</b>	—	—
441	Motor vehicle & parts dealers .....	953	7 796	36 756	48	8	9	16	12	2	1	—	—	—
4411	Automobile dealers .....	710	6 466	30 237	21	1	—	7	10	2	1	—	—	—
44111	New car dealers .....	630	5 952	27 925	16	—	—	4	9	2	1	—	—	—
441110	New car dealers .....	630	5 952	27 925	16	—	—	4	9	2	1	—	—	—
4413	Automotive parts, accessories & tire stores .....	180	968	4 116	20	4	8	7	1	—	—	—	—	—
44131	Automotive parts, accessories & tire stores .....	162	829	3 552	17	3	6	7	1	—	—	—	—	—
441310	Automotive parts, accessories & tire stores .....	162	829	3 552	17	3	6	7	1	—	—	—	—	—
442	Furniture & home furnishing stores .....	130	612	2 877	20	11	6	2	1	—	—	—	—	—
443	Electronics & appliance stores .....	135	632	2 482	24	13	6	5	—	—	—	—	—	—
4431	Electronics & appliance stores .....	135	632	2 482	24	13	6	5	—	—	—	—	—	—
444	Bldg material & garden equip & supp dealers .....	701	4 813	21 903	47	16	16	7	5	1	2	—	—	—
4441	Building material & supplies dealers .....	650	4 620	20 897	37	11	12	6	5	1	2	—	—	—
44411	Home centers .....	(C)	(D)	(D)	2	1	—	—	—	—	1	—	—	—
44413	Hardware stores .....	(C)	(D)	(D)	12	4	4	3	1	—	—	—	—	—
44419	Other building material dealers .....	375	3 238	15 238	20	6	5	3	4	1	1	—	—	—
444190	Other building material dealers .....	375	3 238	15 238	20	6	5	3	4	1	1	—	—	—
445	Food & beverage stores .....	1 788	6 493	25 842	55	15	19	9	4	2	5	1	—	—
4451	Grocery stores .....	1 679	6 091	24 169	44	12	13	8	4	1	5	1	—	—
44511	Grocery (except convenience) stores .....	1 473	5 457	21 614	20	4	4	3	2	1	5	1	—	—
445110	Grocery (except convenience) stores .....	1 473	5 457	21 614	20	4	4	3	2	1	5	1	—	—
44512	Convenience stores .....	206	634	2 555	24	8	9	5	2	—	—	—	—	—
445120	Convenience stores .....	206	634	2 555	24	8	9	5	2	—	—	—	—	—
446	Health & personal care stores .....	399	1 815	8 204	29	12	2	8	7	—	—	—	—	—
4461	Health & personal care stores .....	399	1 815	8 204	29	12	2	8	7	—	—	—	—	—
44611	Pharmacies & drug stores .....	345	1 503	6 949	14	—	—	7	7	—	—	—	—	—
446110	Pharmacies & drug stores .....	345	1 503	6 949	14	—	—	7	7	—	—	—	—	—
447	Gasoline stations .....	447	1 762	7 006	58	11	35	10	2	—	—	—	—	—
4471	Gasoline stations .....	447	1 762	7 006	58	11	35	10	2	—	—	—	—	—
44711	Gasoline stations with convenience stores .....	320	1 128	4 561	35	5	18	10	2	—	—	—	—	—
447110	Gasoline stations with convenience stores .....	320	1 128	4 561	35	5	18	10	2	—	—	—	—	—
44719	Other gasoline stations .....	127	634	2 445	23	6	17	—	—	—	—	—	—	—
447190	Other gasoline stations .....	127	634	2 445	23	6	17	—	—	—	—	—	—	—
448	Clothing & clothing accessories stores .....	291	1 056	4 466	27	9	13	2	1	2	—	—	—	—
4481	Clothing stores .....	161	513	2 095	15	5	7	1	1	1	—	—	—	—
4482	Shoe stores .....	106	405	1 471	8	3	4	—	—	1	—	—	—	—
44821	Shoe stores .....	106	405	1 471	8	3	4	—	—	1	—	—	—	—
448210	Shoe stores .....	106	405	1 471	8	3	4	—	—	1	—	—	—	—
451	Sporting goods, hobby, book & music stores .....	229	1 092	4 114	34	18	8	4	4	—	—	—	—	—
4511	Sporting goods, hobby, musical instrument stores .....	140	635	2 652	25	16	4	3	2	—	—	—	—	—
45111	Sporting goods stores .....	102	525	2 060	14	7	3	3	1	—	—	—	—	—
451110	Sporting goods stores .....	102	525	2 060	14	7	3	3	1	—	—	—	—	—
452	General merchandise stores .....	832	3 901	15 419	15	3	4	2	2	2	1	1	—	—
4521	Department stores .....	713	3 496	13 902	4	—	—	—	—	2	1	1	—	—
45211	Department stores .....	713	3 496	13 902	4	—	—	—	—	2	1	1	—	—
452110	Department stores .....	713	3 496	13 902	4	—	—	—	—	2	1	1	—	—
4529	Other general merchandise stores .....	119	405	1 517	11	3	4	2	2	—	—	—	—	—
45299	All other general merchandise stores .....	119	405	1 517	11	3	4	2	2	—	—	—	—	—
452990	All other general merchandise stores .....	119	405	1 517	11	3	4	2	2	—	—	—	—	—
453	Miscellaneous store retailers .....	274	1 197	5 958	45	24	13	4	4	—	—	—	—	—
4532	Office supplies, stationery & gift stores .....	101	435	1 761	14	7	4	1	2	—	—	—	—	—
454	Nonstore retailers .....	321	2 931	14 260	27	13	7	2	3	2	—	—	—	—
4541	Electronic shopping & mail-order houses .....	127	1 315	4 979	11	7	1	1	1	1	—	—	—	—
45411	Electronic shopping & mail-order houses .....	127	1 315	4 979	11	7	1	1	1	1	—	—	—	—
454110	Electronic shopping & mail-order houses .....	127	1 315	4 979	11	7	1	1	1	1	—	—	—	—
4543	Direct selling establishments .....	(C)	(D)	(D)	14	4	6	1	2	1	—	—	—	—
45431	Fuel dealers .....	(C)	(D)	(D)	12	3	5	1	2	1	—	—	—	—
<b>48-49</b>	<b>Transportation &amp; warehousing</b> .....	<b>365</b>	<b>2 015</b>	<b>8 560</b>	<b>47</b>	<b>32</b>	<b>6</b>	<b>5</b>	<b>2</b>	<b>2</b>	—	—	—	—
484	Truck transportation .....	138	1 040	4 717	27	22	1	3	—	1	—	—	—	—
485	Transit & ground passenger transportation .....	179	714	2 771	11	4	3	2	1	1	—	—	—	—
<b>51</b>	<b>Information</b> .....	<b>1 332</b>	<b>12 058</b>	<b>43 389</b>	<b>46</b>	<b>13</b>	<b>8</b>	<b>10</b>	<b>7</b>	<b>4</b>	<b>4</b>	—	—	—
511	Publishing industries .....	431	4 671	14 962	9	2	3	1	—	1	2	—	—	—
5111	Newspaper, periodical, book, database publishers .....	(E)	(D)	(D)	4	2	—	—	—	1	1	—	—	—
51111	Newspaper publishers .....	(C)	(D)	(D)	2	1	—	—	—	—	1	—	—	—
5112	Software publishers .....	(C)	(D)	(D)	5	—	3	1	—	—	1	—	—	—
51121	Software publishers .....	(C)	(D)	(D)	5	—	3	1	—	—	1	—	—	—
513	Broadcasting & telecommunications .....	672	5 717	22 311	21	6	2	5	3	3	2	—	—	—
5132	Cable networks & program distribution .....	(C)	(D)	(D)	5	—	—	3	—	1	1	—	—	—
51322	Cable & other program distribution .....	(C)	(D)	(D)	5	—	—	3	—	1	1	—	—	—
5133	Telecommunications .....	402	4 022	14 854	13	5	2	2	1	2	1	—	—	—
51331	Wired telecommunications carriers .....	374	3 703	13 666	8	3	—	1	1	2	1	—	—	—
513310	Wired telecommunications carriers .....	374	3 703	13 666	8	3	—	1	1	2	1	—	—	—
514	Information & data processing services .....	175	1 553	5 602	11	5	1	1	4	—	—	—	—	—
5142	Data processing services .....	105	1 055	3 385	5	2	—	1	2	—	—	—	—	—
51421	Data processing services .....	105	1 055	3 385	5	2	—	1	2	—	—	—	—	—
514210	Data processing services .....	105	1 055	3 385	5	2	—	1	2	—	—	—	—	—

See footnotes at end of table.

**Table 6. Counties—Employees, Payroll, and Establishments by Industry: 2002—Con.**

[Excludes most government employees, railroad employees, and self-employed persons. Size class 1 to 4 includes establishments with payroll, but no employees, during mid-March pay period. (D) denotes figures withheld to avoid disclosing data for individual companies; the data are included in broader industry totals. Detailed industries with 100 or more employees are shown if industry was not a (D). For explanation of terms, abbreviations, and data reliability/comparability, see introductory text]

NAICS code	Industry	Number of employees for week including March 12	Payroll (\$1,000)		Total number of establishments	Number of establishments by employment-size class									
			First quarter	Annual		1 to 4	5 to 9	10 to 19	20 to 49	50 to 99	100 to 249	250 to 499	500 to 999	1,000 or more	
<b>STRAFFORD—Con.</b>															
<b>52</b>	<b>Finance &amp; insurance</b> .....	<b>3 891</b>	<b>53 916</b>	<b>216 523</b>	<b>108</b>	<b>58</b>	<b>26</b>	<b>13</b>	<b>5</b>	<b>4</b>	—	—	—	<b>2</b>	
522	Credit intermediation & related activities .....	(F)	(D)	(D)	46	14	15	10	5	2	—	—	—	—	
5221	Depository credit intermediation .....	(E)	(D)	(D)	31	2	14	8	5	2	—	—	—	—	
52211	Commercial banking .....	(C)	(D)	(D)	17	2	9	6	—	—	—	—	—	—	
52212	Savings institutions .....	(C)	(D)	(D)	9	—	3	1	3	2	—	—	—	—	
524	Insurance carriers & related activities .....	(H)	(D)	(D)	42	24	11	3	—	2	—	—	—	2	
5241	Insurance carriers .....	(H)	(D)	(D)	10	4	1	1	—	2	—	—	—	2	
52411	Direct life, health, medical insurance carriers ..	(H)	(D)	(D)	4	1	—	—	—	1	—	—	—	2	
5242	Agencies & other insurance related activities ...	(C)	(D)	(D)	32	20	10	2	—	—	—	—	—	—	
52421	Insurance agencies & brokerages .....	136	1 130	5 376	30	19	9	2	—	—	—	—	—	—	
524210	Insurance agencies & brokerages .....	136	1 130	5 376	30	19	9	2	—	—	—	—	—	—	
<b>53</b>	<b>Real estate &amp; rental &amp; leasing</b> .....	<b>419</b>	<b>2 387</b>	<b>10 839</b>	<b>108</b>	<b>81</b>	<b>21</b>	<b>4</b>	<b>1</b>	<b>1</b>	—	—	—	—	
531	Real estate .....	254	1 413	6 785	93	75	16	1	1	—	—	—	—	—	
5311	Lessors of real estate .....	117	623	2 693	45	39	5	1	—	—	—	—	—	—	
532	Rental & leasing services .....	165	974	4 054	15	6	5	3	—	1	—	—	—	—	
5322	Consumer goods rental .....	129	627	2 629	9	4	2	2	—	1	—	—	—	—	
53223	Video tape & disc rental .....	115	495	2 120	6	2	1	2	—	1	—	—	—	—	
532230	Video tape & disc rental .....	115	495	2 120	6	2	1	2	—	1	—	—	—	—	
<b>54</b>	<b>Professional, scientific &amp; technical services</b> .....	<b>1 666</b>	<b>19 782</b>	<b>83 675</b>	<b>234</b>	<b>164</b>	<b>33</b>	<b>23</b>	<b>11</b>	—	<b>2</b>	<b>1</b>	—	—	
541	Professional, scientific & technical services .....	1 666	19 782	83 675	234	164	33	23	11	—	2	1	—	—	
5411	Legal services .....	210	1 883	9 513	42	29	6	6	1	—	—	—	—	—	
54111	Offices of lawyers .....	210	1 883	9 513	42	29	6	6	1	—	—	—	—	—	
541110	Offices of lawyers .....	210	1 883	9 513	42	29	6	6	1	—	—	—	—	—	
5412	Accounting, tax prep, bookkeep, payroll services .....	187	851	3 605	31	20	6	2	3	—	—	—	—	—	
54121	Accounting, tax prep, bookkeep, payroll services .....	187	851	3 605	31	20	6	2	3	—	—	—	—	—	
5413	Architectural, engineering & related services ...	178	1 873	8 485	39	25	7	5	2	—	—	—	—	—	
54133	Engineering services .....	111	1 340	5 741	23	16	2	3	2	—	—	—	—	—	
541330	Engineering services .....	111	1 340	5 741	23	16	2	3	2	—	—	—	—	—	
5415	Computer systems design & related services ...	598	9 413	36 030	35	28	1	3	1	—	1	1	—	—	
54151	Computer systems design & related services ..	598	9 413	36 030	35	28	1	3	1	—	1	1	—	—	
5416	Management, sci & tech consulting services ...	240	4 008	17 498	39	31	4	3	—	—	1	—	—	—	
54161	Management consulting services .....	198	3 666	15 413	26	21	2	2	—	—	1	—	—	—	
541613	Marketing consulting services .....	164	3 284	13 807	9	5	2	1	—	—	1	—	—	—	
5419	Oth professional, scientific, technical services ..	191	1 220	6 014	28	16	6	2	4	—	—	—	—	—	
54194	Veterinary services .....	162	973	4 961	16	6	4	2	4	—	—	—	—	—	
541940	Veterinary services .....	162	973	4 961	16	6	4	2	4	—	—	—	—	—	
<b>55</b>	<b>Management of companies &amp; enterprises</b> ..	<b>474</b>	<b>6 911</b>	<b>31 463</b>	<b>20</b>	<b>6</b>	<b>2</b>	<b>6</b>	<b>2</b>	<b>3</b>	<b>1</b>	—	—	—	
551	Management of companies & enterprises .....	474	6 911	31 463	20	6	2	6	2	3	1	—	—	—	
5511	Management of companies & enterprises .....	474	6 911	31 463	20	6	2	6	2	3	1	—	—	—	
55111	Management of companies & enterprises .....	474	6 911	31 463	20	6	2	6	2	3	1	—	—	—	
<b>56</b>	<b>Admin, support, waste mgt, remediation services</b> .....	<b>1 144</b>	<b>6 342</b>	<b>29 284</b>	<b>115</b>	<b>75</b>	<b>20</b>	<b>6</b>	<b>9</b>	<b>2</b>	<b>3</b>	—	—	—	
561	Administrative & support services .....	(F)	(D)	(D)	109	72	20	5	9	1	2	—	—	—	
5613	Employment services .....	175	1 133	5 825	11	5	—	—	6	—	—	—	—	—	
56132	Temporary help services .....	(C)	(D)	(D)	6	2	—	—	4	—	—	—	—	—	
5614	Business support services .....	252	1 156	4 361	11	6	3	—	1	—	1	—	—	—	
56142	Telephone call centers .....	(C)	(D)	(D)	4	1	—	—	1	—	1	—	—	—	
5617	Services to buildings & dwellings .....	359	1 377	7 827	64	46	14	1	2	—	1	—	—	—	
56172	Janitorial services .....	209	705	3 164	25	19	5	—	—	—	1	—	—	—	
561720	Janitorial services .....	209	705	3 164	25	19	5	—	—	—	1	—	—	—	
56173	Landscaping services .....	129	624	4 362	30	20	7	1	2	—	—	—	—	—	
561730	Landscaping services .....	129	624	4 362	30	20	7	1	2	—	—	—	—	—	
562	Waste management & remediation services .....	(C)	(D)	(D)	6	3	—	—	—	1	1	—	—	—	
5621	Waste collection .....	(C)	(D)	(D)	2	1	—	—	—	—	1	—	—	—	
56211	Waste collection .....	(C)	(D)	(D)	2	1	—	—	—	—	1	—	—	—	
<b>61</b>	<b>Educational services</b> .....	<b>1 091</b>	<b>6 732</b>	<b>28 625</b>	<b>39</b>	<b>21</b>	<b>4</b>	<b>4</b>	<b>3</b>	<b>4</b>	<b>2</b>	<b>1</b>	—	—	
611	Educational services .....	1 091	6 732	28 625	39	21	4	4	3	4	2	1	—	—	
6111	Elementary & secondary schools .....	(F)	(D)	(D)	13	4	1	2	1	4	1	—	—	—	
61111	Elementary & secondary schools .....	(F)	(D)	(D)	13	4	1	2	1	4	1	—	—	—	
6113	Colleges, universities & professional schools ...	(C)	(D)	(D)	3	1	—	—	1	—	—	1	—	—	
61131	Colleges, universities & professional schools ..	(C)	(D)	(D)	3	1	—	—	1	—	—	1	—	—	
6117	Educational support services .....	(E)	(D)	(D)	4	2	1	—	—	—	—	—	1	—	
61171	Educational support services .....	(E)	(D)	(D)	4	2	1	—	—	—	—	—	1	—	
<b>62</b>	<b>Health care and social assistance</b> .....	<b>5 584</b>	<b>42 752</b>	<b>187 375</b>	<b>266</b>	<b>96</b>	<b>70</b>	<b>48</b>	<b>33</b>	<b>10</b>	<b>6</b>	<b>1</b>	<b>2</b>	—	

See footnotes at end of table.



**Table 6. Counties—Employees, Payroll, and Establishments by Industry: 2002—Con.**

[Excludes most government employees, railroad employees, and self-employed persons. Size class 1 to 4 includes establishments with payroll, but no employees, during mid-March pay period. (D) denotes figures withheld to avoid disclosing data for individual companies; the data are included in broader industry totals. Detailed industries with 100 or more employees are shown if industry was not a (D). For explanation of terms, abbreviations, and data reliability/comparability, see introductory text]

NAICS code	Industry	Number of employees for week including March 12	Payroll (\$1,000)		Total number of establishments	Number of establishments by employment-size class									
			First quarter	Annual		1 to 4	5 to 9	10 to 19	20 to 49	50 to 99	100 to 249	250 to 499	500 to 999	1,000 or more	
<b>STRAFFORD—Con.</b>															
<b>62 Health care and social assistance—Con.</b>															
621	Ambulatory health care services .....	2 295	20 751	93 487	186	69	51	36	22	6	2	-	-	-	
6211	Offices of physicians .....	829	11 073	51 413	77	29	15	22	9	2	-	-	-	-	
62111	Offices of physicians .....	829	11 073	51 413	77	29	15	22	9	2	-	-	-	-	
6212	Offices of dentists .....	295	2 577	13 273	43	14	22	5	2	-	-	-	-	-	
62121	Offices of dentists .....	295	2 577	13 273	43	14	22	5	2	-	-	-	-	-	
621210	Offices of dentists .....	295	2 577	13 273	43	14	22	5	2	-	-	-	-	-	
6213	Offices of other health practitioners .....	(C)	(D)	(D)	36	20	11	3	2	-	-	-	-	-	
6214	Outpatient care centers .....	456	3 103	11 177	13	-	-	6	4	3	-	-	-	-	
62142	Outpatient mental health, substance abuse ctrs .....	(C)	(D)	(D)	6	-	-	3	1	2	-	-	-	-	
62149	Other outpatient care centers .....	(C)	(D)	(D)	5	-	-	3	1	1	-	-	-	-	
6215	Medical & diagnostic laboratories .....	(C)	(D)	(D)	9	5	-	-	4	-	-	-	-	-	
62151	Medical & diagnostic laboratories .....	(C)	(D)	(D)	9	5	-	-	4	-	-	-	-	-	
6216	Home health care services .....	387	2 057	8 430	6	-	2	-	1	1	2	-	-	-	
62161	Home health care services .....	387	2 057	8 430	6	-	2	-	1	1	2	-	-	-	
621610	Home health care services .....	387	2 057	8 430	6	-	2	-	1	1	2	-	-	-	
622	Hospitals .....	1 638	14 267	60 655	3	-	-	-	-	-	1	-	2	-	
6221	General medical & surgical hospitals .....	1 638	14 267	60 655	3	-	-	-	-	-	1	-	2	-	
62211	General medical & surgical hospitals .....	1 638	14 267	60 655	3	-	-	-	-	-	1	-	2	-	
622110	General medical & surgical hospitals .....	1 638	14 267	60 655	3	-	-	-	-	-	1	-	2	-	
623	Nursing & residential care facilities .....	708	3 694	15 394	23	2	6	5	6	2	2	-	-	-	
6231	Nursing care facilities .....	347	1 958	8 226	5	-	2	-	-	2	1	-	-	-	
62311	Nursing care facilities .....	347	1 958	8 226	5	-	2	-	-	2	1	-	-	-	
623110	Nursing care facilities .....	347	1 958	8 226	5	-	2	-	-	2	1	-	-	-	
6233	Community care facilities for the elderly .....	257	1 239	5 069	11	2	3	1	4	-	1	-	-	-	
62331	Community care facilities for the elderly .....	257	1 239	5 069	11	2	3	1	4	-	1	-	-	-	
624	Social assistance .....	943	4 040	17 839	54	25	13	7	5	2	1	1	-	-	
6241	Individual & family services .....	541	2 771	12 468	19	11	4	1	1	-	1	1	-	-	
62411	Child & youth services .....	170	771	3 533	8	6	-	1	-	-	1	-	-	-	
624110	Child & youth services .....	170	771	3 533	8	6	-	1	-	-	1	-	-	-	
62419	Other individual & family services .....	(E)	(D)	(D)	8	4	2	-	1	-	-	1	-	-	
6244	Child day care services .....	310	858	3 610	30	11	9	5	4	1	-	-	-	-	
62441	Child day care services .....	310	858	3 610	30	11	9	5	4	1	-	-	-	-	
624410	Child day care services .....	310	858	3 610	30	11	9	5	4	1	-	-	-	-	
<b>71</b>	<b>Arts, entertainment &amp; recreation .....</b>	<b>350</b>	<b>1 116</b>	<b>5 927</b>	<b>36</b>	<b>23</b>	<b>5</b>	<b>3</b>	<b>2</b>	<b>2</b>	<b>1</b>	-	-	-	
713	Amusement, gambling & recreation industries .....	307	954	4 521	20	8	5	3	1	2	1	-	-	-	
7139	Other amusement & recreation industries .....	(E)	(D)	(D)	18	8	3	3	1	2	1	-	-	-	
71394	Fitness & recreational sports centers .....	172	486	2 085	4	1	-	1	-	1	1	-	-	-	
713940	Fitness & recreational sports centers .....	172	486	2 085	4	1	-	1	-	1	1	-	-	-	
<b>72</b>	<b>Accommodation &amp; food services .....</b>	<b>3 188</b>	<b>8 682</b>	<b>37 762</b>	<b>219</b>	<b>73</b>	<b>38</b>	<b>48</b>	<b>48</b>	<b>12</b>	-	-	-	-	
721	Accommodation .....	226	595	2 993	29	16	6	5	1	1	-	-	-	-	
7211	Traveler accommodation .....	167	500	2 145	11	3	3	3	1	1	-	-	-	-	
722	Food services & drinking places .....	2 962	8 087	34 769	190	57	32	43	47	11	-	-	-	-	
7221	Full-service restaurants .....	1 360	3 898	16 919	75	18	10	21	19	7	-	-	-	-	
72211	Full-service restaurants .....	1 360	3 898	16 919	75	18	10	21	19	7	-	-	-	-	
722110	Full-service restaurants .....	1 360	3 898	16 919	75	18	10	21	19	7	-	-	-	-	
7222	Limited-service eating places .....	1 265	3 123	13 306	89	30	15	18	23	3	-	-	-	-	
72221	Limited-service eating places .....	1 265	3 123	13 306	89	30	15	18	23	3	-	-	-	-	
722211	Limited-service restaurants .....	948	2 385	9 613	69	24	14	12	16	3	-	-	-	-	
7223	Special food services .....	156	666	2 680	14	8	3	-	2	1	-	-	-	-	
72231	Food service contractors .....	111	558	2 098	9	4	3	-	1	1	-	-	-	-	
722310	Food service contractors .....	111	558	2 098	9	4	3	-	1	1	-	-	-	-	
7224	Drinking places (alcoholic beverages) .....	181	400	1 864	12	1	4	4	3	-	-	-	-	-	
72241	Drinking places (alcoholic beverages) .....	181	400	1 864	12	1	4	4	3	-	-	-	-	-	
722410	Drinking places (alcoholic beverages) .....	181	400	1 864	12	1	4	4	3	-	-	-	-	-	
<b>81</b>	<b>Other services (except public administration) .....</b>	<b>1 744</b>	<b>8 885</b>	<b>37 695</b>	<b>254</b>	<b>138</b>	<b>68</b>	<b>30</b>	<b>15</b>	<b>2</b>	<b>1</b>	-	-	-	
811	Repair & maintenance .....	512	4 305	18 158	97	60	23	9	5	-	-	-	-	-	
8111	Automotive repair & maintenance .....	312	2 015	8 558	77	50	21	5	1	-	-	-	-	-	
81111	Automotive mechanical & electrical R&M .....	190	1 169	4 791	45	30	12	2	1	-	-	-	-	-	
811111	General automotive repair .....	181	1 100	4 553	42	27	12	2	1	-	-	-	-	-	
8113	Commercial equipment (exc auto & elec) R&M .....	134	1 411	5 604	7	-	1	3	3	-	-	-	-	-	
81131	Commercial equipment (exc auto & elec) R&M .....	134	1 411	5 604	7	-	1	3	3	-	-	-	-	-	
811310	Commercial equipment (exc auto & elec) R&M .....	134	1 411	5 604	7	-	1	3	3	-	-	-	-	-	
812	Personal & laundry services .....	580	2 360	10 515	68	33	20	8	6	-	1	-	-	-	
8121	Personal care services .....	(C)	(D)	(D)	38	22	6	6	4	-	-	-	-	-	
81211	Hair, nail & skin care services .....	223	663	2 872	36	21	6	6	3	-	-	-	-	-	
812112	Beauty salons .....	214	636	2 745	31	16	6	6	3	-	-	-	-	-	
8123	Drycleaning & laundry services .....	242	1 263	5 606	12	4	5	-	2	-	1	-	-	-	
81233	Linen & uniform supply .....	(C)	(D)	(D)	1	-	-	-	-	-	1	-	-	-	

See footnotes at end of table.

**Table 6. Counties—Employees, Payroll, and Establishments by Industry: 2002—Con.**

[Excludes most government employees, railroad employees, and self-employed persons. Size class 1 to 4 includes establishments with payroll, but no employees, during mid-March pay period. (D) denotes figures withheld to avoid disclosing data for individual companies; the data are included in broader industry totals. Detailed industries with 100 or more employees are shown if industry was not a (D). For explanation of terms, abbreviations, and data reliability/comparability, see introductory text]

NAICS code	Industry	Number of employees for week including March 12	Payroll (\$1,000)		Total number of establishments	Number of establishments by employment-size class								
			First quarter	Annual		1 to 4	5 to 9	10 to 19	20 to 49	50 to 99	100 to 249	250 to 499	500 to 999	1,000 or more
<b>STRAFFORD—Con.</b>														
<b>81</b>	<b>Other services (except public administration)—Con.</b>													
813	Religious, grantmaking, civic, prof & like organizations .....	652	2 220	9 022	89	45	25	13	4	2	—	—	—	—
8131	Religious organizations .....	347	904	3 784	47	24	14	6	2	1	—	—	—	—
81311	Religious organizations .....	347	904	3 784	47	24	14	6	2	1	—	—	—	—
813110	Religious organizations .....	347	904	3 784	47	24	14	6	2	1	—	—	—	—
8134	Civic & social organizations .....	156	341	1 414	19	7	5	6	1	—	—	—	—	—
81341	Civic & social organizations .....	156	341	1 414	19	7	5	6	1	—	—	—	—	—
813410	Civic & social organizations .....	156	341	1 414	19	7	5	6	1	—	—	—	—	—
8139	Business, labor, political, like organizations .....	(C)	(D)	(D)	19	12	5	1	—	1	—	—	—	—
<b>95</b>	<b>Auxiliaries (exc corporate, subsidiary &amp; regional mgt) .....</b>	<b>173</b>	<b>1 171</b>	<b>4 660</b>	<b>7</b>	<b>—</b>	<b>2</b>	<b>1</b>	<b>4</b>	<b>—</b>	<b>—</b>	<b>—</b>	<b>—</b>	<b>—</b>
<b>99</b>	<b>Unclassified establishments .....</b>	<b>(A)</b>	<b>(D)</b>	<b>(D)</b>	<b>6</b>	<b>6</b>	<b>—</b>	<b>—</b>	<b>—</b>	<b>—</b>	<b>—</b>	<b>—</b>	<b>—</b>	<b>—</b>
<b>SULLIVAN</b>														
	<b>Total .....</b>	<b>11 992</b>	<b>79 737</b>	<b>334 821</b>	<b>1 070</b>	<b>619</b>	<b>222</b>	<b>113</b>	<b>76</b>	<b>21</b>	<b>14</b>	<b>4</b>	<b>1</b>	<b>—</b>
<b>11</b>	<b>Forestry, fishing, hunting, and agriculture support .....</b>	<b>116</b>	<b>575</b>	<b>2 538</b>	<b>16</b>	<b>12</b>	<b>2</b>	<b>—</b>	<b>2</b>	<b>—</b>	<b>—</b>	<b>—</b>	<b>—</b>	<b>—</b>
<b>22</b>	<b>Utilities .....</b>	<b>72</b>	<b>839</b>	<b>3 414</b>	<b>7</b>	<b>3</b>	<b>1</b>	<b>1</b>	<b>2</b>	<b>—</b>	<b>—</b>	<b>—</b>	<b>—</b>	<b>—</b>
<b>23</b>	<b>Construction .....</b>	<b>543</b>	<b>3 915</b>	<b>17 298</b>	<b>134</b>	<b>104</b>	<b>19</b>	<b>5</b>	<b>5</b>	<b>1</b>	<b>—</b>	<b>—</b>	<b>—</b>	<b>—</b>
233	Building, developing & general contracting .....	166	1 154	4 779	45	33	8	4	—	—	—	—	—	—
2332	Residential building construction .....	141	1 007	4 095	41	31	7	3	—	—	—	—	—	—
23321	Single-family housing construction .....	141	1 007	4 095	41	31	7	3	—	—	—	—	—	—
233210	Single-family housing construction .....	141	1 007	4 095	41	31	7	3	—	—	—	—	—	—
235	Special trade contractors .....	343	2 602	12 059	82	66	10	1	4	1	—	—	—	—
2359	Other special trade contractors .....	102	718	4 288	13	9	2	—	2	—	—	—	—	—
<b>31-33</b>	<b>Manufacturing .....</b>	<b>3 899</b>	<b>33 360</b>	<b>131 363</b>	<b>115</b>	<b>45</b>	<b>24</b>	<b>13</b>	<b>15</b>	<b>8</b>	<b>1</b>	<b>1</b>	<b>1</b>	<b>—</b>
316	Leather & allied product mfg .....	(C)	(D)	(D)	2	1	—	—	—	—	1	—	—	—
3162	Footwear mfg .....	(C)	(D)	(D)	2	1	—	—	—	—	1	—	—	—
31621	Footwear mfg .....	(C)	(D)	(D)	2	1	—	—	—	—	1	—	—	—
321	Wood product mfg .....	388	3 272	14 101	15	4	3	2	3	2	1	—	—	—
3211	Sawmills & wood preservation .....	148	1 224	5 253	8	4	1	1	1	1	—	—	—	—
32111	Sawmills & wood preservation .....	148	1 224	5 253	8	4	1	1	1	1	—	—	—	—
321113	Sawmills .....	148	1 224	5 253	8	4	1	1	1	1	—	—	—	—
3219	Other wood product mfg .....	240	2 048	8 848	7	—	2	1	2	1	1	—	—	—
32199	All other wood product mfg .....	(C)	(D)	(D)	5	—	2	1	—	1	1	—	—	—
322	Paper mfg .....	(C)	(D)	(D)	2	—	—	—	—	1	—	—	—	—
3222	Converted paper product mfg .....	(C)	(D)	(D)	1	—	—	—	—	—	1	—	—	—
32229	Other converted paper product mfg .....	(C)	(D)	(D)	1	—	—	—	—	—	1	—	—	—
323	Printing & related support activities .....	(C)	(D)	(D)	6	4	—	—	1	—	1	—	—	—
3231	Printing & related support activities .....	(C)	(D)	(D)	6	4	—	—	1	—	1	—	—	—
32311	Printing .....	(C)	(D)	(D)	4	3	—	—	—	—	1	—	—	—
331	Primary metal mfg .....	(E)	(D)	(D)	3	—	1	—	—	1	1	—	—	—
3315	Foundries .....	(C)	(D)	(D)	2	—	1	—	—	—	1	—	—	—
33151	Ferrous metal foundries .....	(C)	(D)	(D)	1	—	—	—	—	—	1	—	—	—
332	Fabricated metal product mfg .....	1 321	12 331	49 712	31	13	8	4	2	2	1	—	1	—
3327	Mach shops, turn prod, screw, nut, bolt mfg .....	(E)	(D)	(D)	22	9	6	3	2	1	1	—	—	—
33271	Machine shops .....	312	3 159	11 671	18	7	5	2	2	1	1	—	—	—
332710	Machine shops .....	312	3 159	11 671	18	7	5	2	2	1	1	—	—	—
3329	Other fabricated metal product mfg .....	(F)	(D)	(D)	2	1	—	—	—	—	—	—	1	—
33299	All other fabricated metal product mfg .....	(F)	(D)	(D)	2	1	—	—	—	—	—	—	1	—
333	Machinery mfg .....	250	2 065	7 753	14	5	3	3	2	1	—	—	—	—
3339	Other general purpose machinery mfg .....	123	866	3 077	4	—	2	1	—	1	—	—	—	—
335	Electrical equip, appliance & component mfg .....	(E)	(D)	(D)	1	—	—	—	—	—	—	1	—	—
3351	Electric lighting equipment mfg .....	(E)	(D)	(D)	1	—	—	—	—	—	—	1	—	—
33512	Lighting fixture mfg .....	(E)	(D)	(D)	1	—	—	—	—	—	—	1	—	—
337	Furniture & related product mfg .....	172	1 799	6 967	12	7	1	—	3	1	—	—	—	—
3371	HH & institutional furniture & kitchen cabinet mfg .....	(C)	(D)	(D)	10	6	1	—	2	1	—	—	—	—
33711	Wood kitchen cabinet & countertop mfg .....	(C)	(D)	(D)	5	2	—	—	2	1	—	—	—	—
339	Miscellaneous mfg .....	(E)	(D)	(D)	6	4	—	—	—	—	2	—	—	—
3391	Medical equipment & supplies mfg .....	(C)	(D)	(D)	2	1	—	—	—	—	1	—	—	—
33911	Medical equipment & supplies mfg .....	(C)	(D)	(D)	2	1	—	—	—	—	1	—	—	—
3399	Other miscellaneous mfg .....	(C)	(D)	(D)	4	3	—	—	—	—	1	—	—	—
33999	All other misc mfg .....	(C)	(D)	(D)	2	1	—	—	—	—	1	—	—	—
<b>42</b>	<b>Wholesale trade .....</b>	<b>400</b>	<b>3 809</b>	<b>15 011</b>	<b>46</b>	<b>29</b>	<b>6</b>	<b>5</b>	<b>5</b>	<b>1</b>	<b>—</b>	<b>—</b>	<b>—</b>	<b>—</b>
421	Wholesale trade, durable goods .....	222	2 059	7 781	33	22	4	3	4	—	—	—	—	—
4218	Machinery, equipment & supplies whse .....	110	924	3 603	10	6	1	—	3	—	—	—	—	—
422	Wholesale trade, nondurable goods .....	178	1 750	7 230	13	7	2	2	1	1	—	—	—	—
4226	Chemical & allied products whse .....	(C)	(D)	(D)	3	2	—	—	—	1	—	—	—	—
42269	Other chemical & allied products whse .....	(C)	(D)	(D)	3	2	—	—	—	1	—	—	—	—

See footnotes at end of table.

**Table 6. Counties—Employees, Payroll, and Establishments by Industry: 2002—Con.**

[Excludes most government employees, railroad employees, and self-employed persons. Size class 1 to 4 includes establishments with payroll, but no employees, during mid-March pay period. (D) denotes figures withheld to avoid disclosing data for individual companies; the data are included in broader industry totals. Detailed industries with 100 or more employees are shown if industry was not a (D). For explanation of terms, abbreviations, and data reliability/comparability, see introductory text]

NAICS code	Industry	Number of employees for week including March 12	Payroll (\$1,000)		Total number of establishments	Number of establishments by employment-size class								
			First quarter	Annual		1 to 4	5 to 9	10 to 19	20 to 49	50 to 99	100 to 249	250 to 499	500 to 999	1,000 or more
<b>SULLIVAN—Con.</b>														
<b>44-45</b>	<b>Retail trade</b>	<b>2 340</b>	<b>12 621</b>	<b>54 380</b>	<b>200</b>	<b>87</b>	<b>58</b>	<b>31</b>	<b>18</b>	<b>2</b>	<b>3</b>	<b>1</b>		
441	Motor vehicle & parts dealers	354	2 860	12 738	40	17	12	5	6					
4411	Automobile dealers	(C)	(D)	(D)	15	5	2	2	6					
44111	New car dealers	199	1 833	8 244	7			1	6					
441110	New car dealers	199	1 833	8 244	7				6					
444	Bldg material & garden equip & supp dealers	295	2 430	11 628	22	8	6	5	2		1			
4441	Building material & supplies dealers	(E)	(D)	(D)	17	4	6	4	2		1			
44419	Other building material dealers	231	2 149	10 402	9	2	1	3	2		1			
444190	Other building material dealers	231	2 149	10 402	9	2	1	3	2		1			
445	Food & beverage stores	447	1 582	6 224	20	8	5	3	1	1	2			
4451	Grocery stores	(E)	(D)	(D)	16	6	3	3	1	1	2			
44511	Grocery (except convenience) stores	374	1 407	5 448	8	3	1		1	1	2			
445110	Grocery (except convenience) stores	374	1 407	5 448	8	3	1		1	1	2			
447	Gasoline stations	180	723	2 917	24	8	7	9						
4471	Gasoline stations	180	723	2 917	24	8	7	9						
44711	Gasoline stations with convenience stores	(C)	(D)	(D)	22	7	6	9						
448	Clothing & clothing accessories stores	110	483	2 322	15	6	5	2	2					
452	General merchandise stores	522	2 073	8 227	11	4	3		2	1		1		
4521	Department stores	(E)	(D)	(D)	3				1	1		1		
45211	Department stores	(E)	(D)	(D)	3				1	1		1		
453	Miscellaneous store retailers	125	414	1 888	19	11	5	1	2					
454	Nonstore retailers	118	903	3 440	12	2	6	2	2					
4543	Direct selling establishments	(C)	(D)	(D)	10	1	5	2	2					
<b>48-49</b>	<b>Transportation &amp; warehousing</b>	<b>149</b>	<b>826</b>	<b>3 969</b>	<b>18</b>	<b>8</b>	<b>4</b>	<b>5</b>	<b>1</b>					
484	Truck transportation	129	732	3 265	13	5	3	4	1					
4841	General freight trucking	105	577	2 607	8	2	2	3	1					
48412	General freight trucking, long-distance	(C)	(D)	(D)	7	2	1	3	1					
<b>51</b>	<b>Information</b>	<b>(C)</b>	<b>(D)</b>	<b>(D)</b>	<b>20</b>	<b>16</b>	<b>1</b>	<b>1</b>	<b>1</b>	<b>1</b>				
<b>52</b>	<b>Finance &amp; insurance</b>	<b>(E)</b>	<b>(D)</b>	<b>(D)</b>	<b>38</b>	<b>18</b>	<b>11</b>	<b>5</b>	<b>1</b>	<b>3</b>				
522	Credit intermediation & related activities	325	2 470	10 551	19	5	8	2	1	3				
5221	Depository credit intermediation	(E)	(D)	(D)	18	4	8	2	1	3				
52212	Savings institutions	236	1 885	8 011	12	3	6		1	2				
522120	Savings institutions	236	1 885	8 011	12	3	6		1	2				
<b>53</b>	<b>Real estate &amp; rental &amp; leasing</b>	<b>(C)</b>	<b>(D)</b>	<b>(D)</b>	<b>40</b>	<b>31</b>	<b>9</b>							
<b>54</b>	<b>Professional, scientific &amp; technical services</b>	<b>(E)</b>	<b>(D)</b>	<b>(D)</b>	<b>76</b>	<b>62</b>	<b>8</b>	<b>4</b>	<b>2</b>					
541	Professional, scientific & technical services	(E)	(D)	(D)	76	62	8	4	2					
<b>55</b>	<b>Management of companies &amp; enterprises</b>	<b>(B)</b>	<b>(D)</b>	<b>(D)</b>	<b>2</b>			<b>1</b>	<b>1</b>					
<b>56</b>	<b>Admin, support, waste mgmt, remediation services</b>	<b>(E)</b>	<b>(D)</b>	<b>(D)</b>	<b>53</b>	<b>36</b>	<b>8</b>	<b>5</b>	<b>4</b>					
561	Administrative & support services	(C)	(D)	(D)	46	33	6	5	2					
<b>61</b>	<b>Educational services</b>	<b>(C)</b>	<b>(D)</b>	<b>(D)</b>	<b>12</b>	<b>4</b>	<b>3</b>	<b>3</b>	<b>1</b>		<b>1</b>			
611	Educational services	(C)	(D)	(D)	12	4	3	3	1		1			
6111	Elementary & secondary schools	208	1 245	4 907	6		2	2	1		1			
61111	Elementary & secondary schools	208	1 245	4 907	6		2	2	1		1			
611110	Elementary & secondary schools	208	1 245	4 907	6		2	2	1		1			
<b>62</b>	<b>Health care and social assistance</b>	<b>1 685</b>	<b>9 305</b>	<b>40 947</b>	<b>95</b>	<b>41</b>	<b>22</b>	<b>19</b>	<b>8</b>	<b>2</b>	<b>1</b>	<b>2</b>		
621	Ambulatory health care services	445	2 576	11 735	52	23	17	9	2		1			
6211	Offices of physicians	101	647	3 059	20	11	5	4						
62111	Offices of physicians	101	647	3 059	20	11	5	4						
6214	Outpatient care centers	(C)	(D)	(D)	6	1	2	1	1		1			
62149	Other outpatient care centers	(C)	(D)	(D)	2			1			1			
622	Hospitals	(E)	(D)	(D)	1							1		
6221	General medical & surgical hospitals	(E)	(D)	(D)	1							1		
62211	General medical & surgical hospitals	(E)	(D)	(D)	1							1		
623	Nursing & residential care facilities	285	1 341	5 765	12	2	3	3	2	2				
6231	Nursing care facilities	(C)	(D)	(D)	3			1		2				
62311	Nursing care facilities	(C)	(D)	(D)	3					2				
624	Social assistance	(F)	(D)	(D)	30	16	2	7	4			1		
6241	Individual & family services	533	1 853	9 397	10	2		4	3			1		
62411	Child & youth services	(E)	(D)	(D)	2	1						1		
62419	Other individual & family services	138	497	2 272	5			3	2					
624190	Other individual & family services	138	497	2 272	5			3	2					
<b>71</b>	<b>Arts, entertainment &amp; recreation</b>	<b>34</b>	<b>165</b>	<b>1 153</b>	<b>16</b>	<b>14</b>	<b>2</b>							
<b>72</b>	<b>Accommodation &amp; food services</b>	<b>656</b>	<b>1 527</b>	<b>7 404</b>	<b>62</b>	<b>26</b>	<b>15</b>	<b>11</b>	<b>8</b>	<b>2</b>				
722	Food services & drinking places	595	1 345	6 184	48	18	11	9	8	2				
7221	Full-service restaurants	161	338	2 015	19	8	4	5	2					
72211	Full-service restaurants	161	338	2 015	19	8	4	5	2					
722110	Full-service restaurants	161	338	2 015	19	8	4	5	2					
7222	Limited-service eating places	(E)	(D)	(D)	25	9	6	3	5	2				
72221	Limited-service eating places	(E)	(D)	(D)	25	9	6	3	5	2				

See footnotes at end of table.

**Table 6. Counties—Employees, Payroll, and Establishments by Industry: 2002—Con.**

[Excludes most government employees, railroad employees, and self-employed persons. Size class 1 to 4 includes establishments with payroll, but no employees, during mid-March pay period. (D) denotes figures withheld to avoid disclosing data for individual companies; the data are included in broader industry totals. Detailed industries with 100 or more employees are shown if industry was not a (D). For explanation of terms, abbreviations, and data reliability/comparability, see introductory text]

NAICS code	Industry	Number of employees for week including March 12	Payroll (\$1,000)		Total number of establishments	Number of establishments by employment-size class								
			First quarter	Annual		1 to 4	5 to 9	10 to 19	20 to 49	50 to 99	100 to 249	250 to 499	500 to 999	1,000 or more
<b>SULLIVAN—Con.</b>														
81	<b>Other services (except public administration)</b> .....	592	2 625	11 015	118	81	29	4	2	1	1	-	-	-
811	Repair & maintenance .....	146	962	3 823	49	37	10	2	-	-	-	-	-	-
813	Religious, grantmaking, civic, prof & like organizations .....	359	1 315	5 684	43	24	14	1	2	1	1	-	-	-
8131	Religious organizations .....	224	842	3 280	25	16	6	1	1	-	1	-	-	-
81311	Religious organizations .....	224	842	3 280	25	16	6	1	1	-	1	-	-	-
813110	Religious organizations .....	224	842	3 280	25	16	6	1	1	-	1	-	-	-
99	<b>Unclassified establishments</b> .....	(A)	(D)	(D)	2	2	-	-	-	-	-	-	-	-
<b>STATEWIDE</b>														
	<b>Total</b> .....	(I)	(D)	(D)	12	8	3	-	-	-	-	-	-	1
21	<b>Mining</b> .....	(A)	(D)	(D)	3	3	-	-	-	-	-	-	-	-
51	<b>Information</b> .....	(A)	(D)	(D)	1	1	-	-	-	-	-	-	-	-
52	<b>Finance &amp; insurance</b> .....	(A)	(D)	(D)	2	1	1	-	-	-	-	-	-	-
54	<b>Professional, scientific &amp; technical services</b> .....	(A)	(D)	(D)	3	1	2	-	-	-	-	-	-	-
56	<b>Admin, support, waste mgt, remediation services</b> .....	(I)	(D)	(D)	2	1	-	-	-	-	-	-	-	1
561	Administrative & support services .....	(I)	(D)	(D)	2	1	-	-	-	-	-	-	-	1
5613	Employment services .....	(I)	(D)	(D)	2	1	-	-	-	-	-	-	-	1
56133	Employee leasing services .....	(I)	(D)	(D)	1	-	-	-	-	-	-	-	-	1
61	<b>Educational services</b> .....	(A)	(D)	(D)	1	1	-	-	-	-	-	-	-	-

Note: Employment-size classes are indicated as follows: A—0 to 19; B—20 to 99; C—100 to 249; E—250 to 499; F—500 to 999; G—1,000 to 2,499; H—2,500 to 4,999; I—5,000 to 9,999; J—10,000 to 24,999; K—25,000 to 49,999; L—50,000 to 99,999; M—100,000 or more.

## **Description of Publications Issued in Previous Years**

### **1974 through 2001**

Data are provided for mid-March employment, first-quarter and annual payrolls, and establishments, by industry, for each county in the state and, in a separate report, for the United States. Data are included for every industry having a significant number of employees or establishments. Refer to General Explanation for a description of the types of employment covered.

### **1964 through 1973**

Data are provided for first-quarter reporting units, employment, and taxable payrolls for each county and metropolitan area in the state and, in a separate report, for the United States. Data are included for every industry having a significant number of employees or reporting units.

### **1959 and 1962**

Data are provided for first-quarter reporting units, employment, and taxable payrolls for each county in the state and, in a separate report, for the United States. Data are included for every industry having a significant number of employees or reporting units. Data are combined for some counties in eight states.

### **1956**

Data are provided for first-quarter reporting units, employment, and taxable payrolls for each county in the state and, in a separate report, for the United States. Data are included for SIC economic divisions, major groups, and selected three-digit SICs. Data are combined for some counties in eight states.

### **1949 and 1950**

Data are provided for first-quarter manufacturing establishments, employment, and taxable payrolls for each large county in the state and, in a separate report, for the United States. Data are included for manufacturing major industry groups and selected three-digit SICs. Manufacturing totals are included for small counties. Data are combined for some counties in eight states.

### **1947, 1948, 1951, and 1953**

Data are provided for first-quarter reporting units, employment, and taxable payrolls for each large county in the state and, in a separate report, for the United States. Data are included for SIC economic divisions, major groups, and selected three-digit SICs. Economic division totals are included for small counties. Data are combined for some counties in eight states.

### **1946**

Data are provided for first-quarter reporting units, employment, and taxable payrolls for each large county in the state and, in a separate report, for the United States. Data are included for SIC economic divisions and major groups. Economic division totals are included for small counties. Data are combined for some counties in eight states.

### **Availability**

The most recent edition of County Business Patterns can be examined on the Internet at [www.census.gov](http://www.census.gov). Editions prior to 1993 are available in depository libraries for Federal publications, which are conveniently located in all areas of the country.

For information on the coverage of individual series, write to Chief, Economic Planning and Coordination Division, U.S. Census Bureau, Washington, DC 20233.