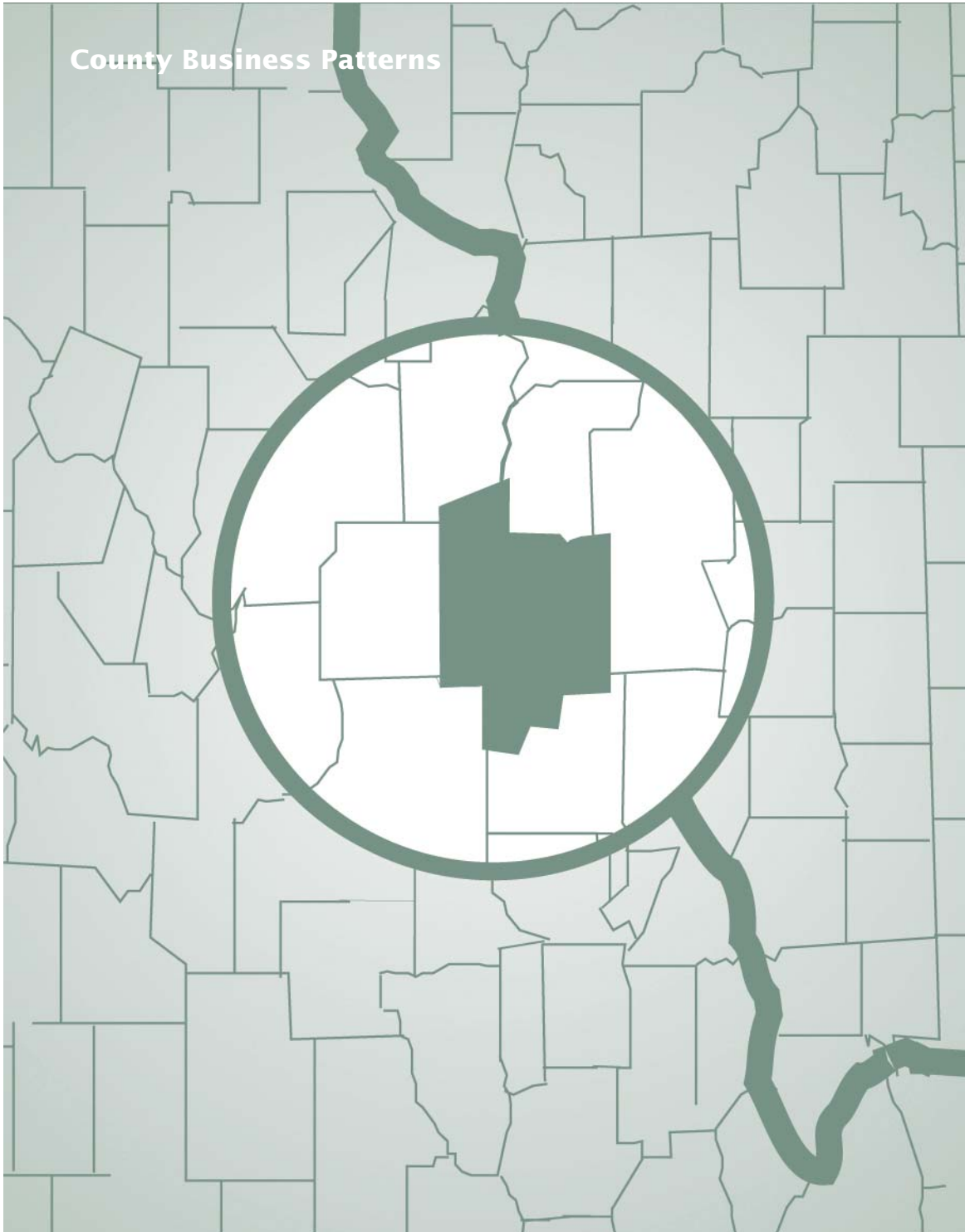


New Jersey: 2001

Issued April 2003

CBP/01-32

County Business Patterns



U S C E N S U S B U R E A U

Helping You Make Informed Decisions

U.S. Department of Commerce
Economics and Statistics Administration
U.S. CENSUS BUREAU



ACKNOWLEDGMENTS

This report was prepared under the general direction of **Carl A. Konschnik**, Assistant Division Chief for Research and Methodology, Economic Planning and Coordination Division. **Paul Hanczaryk**, Chief, Register Analysis Branch, supervised the preparation of this report and was assisted by **Phil Thompson**, and **Gerald Feuer**. **Joel Fowler**, **Yolanda Funderburk**, **Mary Green**, **Dameka Hemsley**, **Mary Hogan**, **Lavelle Lee**, **Lillian Moy**, **Alan Pines**, and **Jon Youngman** contributed in resolving establishment processing problems and in data analysis.

Additional data analysis was provided by the staffs of **Lawrence A. Blum**, Assistant Division Chief for Collection Activities, Economic Planning and Coordination Division, assisted by **David Eade**; and **Carlene Bottorff**, Chief, Economic Projects Branch, National Processing Center, assisted by **Marsha Sowders** and **Anita Coomes**. Statistical methodology and quality assurance operations were performed by **Ken Sausman**, **Michael Kornbau**, **Thomas Cevis**, **Michelle Vile**, and **Marilyn Italiano**.

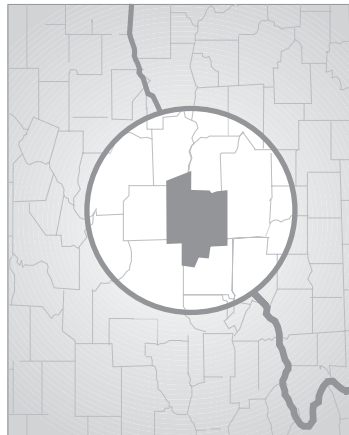
Steven McCraith, Chief, Census Related Surveys Branch, Economic Statistical Methods and Programming Division, assisted by **Dan Vacca**, supervised computer support operations. **Ed Carr** was assigned primary responsibility for programming this report. **Jerry Richards** and **Bob Penrod** provided additional support for computer operations.

David Chapman of the Economic Statistical Methods and Programming Division contributed to the editing system and provided other methodological improvements.

Kim D. Ottenstein and **Bernadette J. Beasley**, of the Administrative and Customer Services Division, **Walter C. Odom**, Chief, provided publications and printing management, graphics design and composition, and editorial review for print and electronic media. General direction and production management were provided by **James R. Clark**, Assistant Division Chief, Publications Services Branch.

Special acknowledgment is also due the many businesses whose cooperation has contributed to the publication of these data.

County Business Patterns



U.S. Department of Commerce

Donald L. Evans,
Secretary

Samuel W. Bodman,
Deputy Secretary

Economics and Statistics Administration

Kathleen B. Cooper,
Under Secretary for
Economic Affairs

U.S. CENSUS BUREAU
Charles Louis Kincannon,
Director

SUGGESTED CITATION

U.S. Census Bureau,
County Business Patterns 2001

NEW JERSEY

Washington, DC,
2003



**Economics
and Statistics
Administration**

Kathleen B. Cooper,
Under Secretary
for Economic Affairs



U.S. CENSUS BUREAU

Charles Louis Kincannon,
Director

Hermann Habermann,
Deputy Director and
Chief Operating Officer

Vacant,
Principal Associate
Director for Programs

Frederick T. Knickerbocker,
Associate Director
for Economic Programs

Thomas L. Mesenbourg,
Assistant Director
for Economic Programs

Shirin A. Ahmed,
Chief, Economic
Planning and Coordination
Division

CONTENTS

| | |
|---|------|
| General Explanation | |
| Introduction | V |
| Industry Classifications | V |
| Data Products | V |
| Sources of Data | VI |
| Definitions of Basic Data Items | VI |
| Industry and Geography Classifications | VII |
| Comparability With Other Data | VII |
| Data Withheld From Publication | VII |
| Reliability of Data | VIII |
| Abbreviations and Symbols | VIII |
| State Map | IX |
| Tables | |
| 1. The State—Establishments, Employees, and Payroll by Major Group: 2001 and 2000 | 1 |
| 2. The State—Employees, Payroll, and Establishments by Industry: 2001 | 3 |
| 3. The State—Employees and Annual Payroll by Employment-Size Class: 2001 | 32 |
| 4. The State—Establishments With 1,000 Employees or More by Major Group and Employment-Size Class: 2001 | 37 |
| 5. The State—Employees, Payroll, and Establishments by County: 2001 and 2000 | 38 |
| 6. Counties—Employees, Payroll, and Establishments by Industry: 2001 | 39 |
| Description of Pubs Issued in Previous Years—Inside Back Cover | |

General Explanation

INTRODUCTION

County Business Patterns is an annual series that provides subnational economic data by industry. The series is useful for studying the economic activity of small areas; analyzing economic changes over time; and as a benchmark for statistical series, surveys, and databases between economic censuses. Businesses use the data for analyzing market potential, measuring the effectiveness of sales and advertising programs, setting sales quotas, and developing budgets. Government agencies use the data for administration and planning.

County Business Patterns covers most of the country's economic activity. The series excludes data on self-employed individuals, employees of private households, railroad employees, agricultural production employees, and most government employees.

This series has been published annually since 1964 and at irregular intervals dating back to 1946. The comparability of data over time may be affected by definitional changes in establishments, activity status, and industrial classifications. For more details on these changes, see the section "Comparability With Other Data."

INDUSTRY CLASSIFICATIONS

Data from the County Business Patterns series are published primarily on the basis of the North American Industry Classification System (NAICS). Earlier County Business Patterns data were published according to the Standard Industrial Classification (SIC) system. While many of the individual NAICS industries correspond directly to industries as defined under the SIC system, most of the aggregate NAICS groupings do not.

Particular care should be taken in comparing data for retail trade, wholesale trade, and manufacturing, which are sector titles used in both NAICS and SIC, but cover somewhat different groups of industries. For more information on NAICS and changes from the SIC system, go to www.census.gov/epcd/www/naics.html

The 2001 County Business Patterns series includes the following NAICS sectors:

| <i>Sector</i> | <i>Description</i> |
|---------------|---|
| 11 | Forestry, Fishing, Hunting, and Agriculture Support |
| 21 | Mining |
| 22 | Utilities |

| <i>Sector</i> | <i>Description</i> |
|---------------|--|
| 23 | Construction |
| 31-33 | Manufacturing |
| 42 | Wholesale Trade |
| 44-45 | Retail Trade |
| 48-49 | Transportation and Warehousing |
| 51 | Information |
| 52 | Finance and Insurance |
| 53 | Real Estate and Rental and Leasing |
| 54 | Professional, Scientific, and Technical Services |
| 55 | Management of Companies and Enterprises |
| 56 | Administrative and Support and Waste Management and Remediation Services |
| 61 | Educational Services |
| 62 | Health Care and Social Assistance |
| 71 | Arts, Entertainment, and Recreation |
| 72 | Accommodation and Food Services |
| 81 | Other Services (except Public Administration) |
| 95 | Auxiliaries (except corporate, subsidiary, and regional management) |
| 99 | Unclassified |

County Business Patterns data are tabulated by industry as defined in the manual entitled *North American Industry Classification System: United States, 1997* with some exceptions. Data for auxiliary establishments (except corporate, subsidiary, and regional managing offices) will be tabulated in a separate category (Sector 95).

The 2001 County Business Patterns covers all NAICS industries except crop and animal production (NAICS 111,112), rail transportation (NAICS 482), National Postal Service (NAICS 491), pension, health, welfare, and vacation funds (NAICS 525110, 525120, 525190), trusts, estates, and agency accounts (NAICS 525920), private households (NAICS 814), and public administration (NAICS 92).

DATA PRODUCTS

Reports

The County Business Patterns data series includes a separate printed report for each state, the District of Columbia, Puerto Rico, and the United States. Individual state reports present payroll and employment data for the state and counties by industry. The reports also include the number of establishments by industry and employment size class.

The United States report presents similar data for the country as a whole. In addition, the U.S. report provides employment and payroll data by employment size class for major industry groups.

Data for industries with fewer than 100 employees, as well as data for detailed industries withheld to avoid disclosing data for individual companies, are not shown in the printed reports. However, these data are available on CD-ROM and other computer products.

Electronic Data Formats

County Business Patterns series data are available on CD-ROM, computer tapes and diskettes. The CD-ROM also includes software for creating County Business Patterns data files compatible with popular database and spreadsheet software. In addition, ZIP Code Business Patterns data are available on CD-ROM and are available shortly after the release of County Business Patterns, and include the number of establishments by NAICS industry.

Publications also are available in Portable Document Format (PDF) at www.census.gov/prod/www/abs/cbptotal.html. In order to view these files, you will need the Adobe(R) Acrobat(R) Reader, which is available for free from the Adobe web site at www.adobe.com. Alternatively, the Census Bureau will print the publication, give it a glue binding, and ship it to you for a fee.

For information and options to order County Business Patterns data products, contact:

Customer Services Center
Marketing Services Office
U.S. Census Bureau
Washington, DC 20233

Telephone: 301-763-4100
Internet address: www.census.gov/

Special Tabulations

Special tabulations of County Business Patterns are available on a cost-reimbursable basis. For more information, contact:

U.S. Census Bureau
Economic Planning and Coordination Division
Register Analysis Branch
Washington, DC 20233

Telephone: 301-763-2580
Fax: 301-457-4433
E-mail: cbp@census.gov

SOURCES OF DATA

County Business Patterns basic data items are extracted from the Standard Statistical Establishment List, a file of all known single and multiestablishment employer companies maintained and updated by the U.S. Census Bureau. The annual Company Organization Survey provides individual

establishment data for multiestablishment companies. Data for single-establishment companies are obtained from various Census Bureau programs, such as the Annual Survey of Manufactures and Current Business Surveys, as well as from administrative records of the Internal Revenue Service, the Social Security Administration, and the Bureau of Labor Statistics.

DEFINITIONS OF BASIC DATA ITEMS

Establishments

An establishment is a single physical location at which business is conducted or services or industrial operations are performed. It is not necessarily identical with a company or enterprise, which may consist of one or more establishments. When two or more activities are carried on at a single location under a single ownership, all activities generally are grouped together as a single establishment. The entire establishment is classified on the basis of its major activity and all data are included in that classification.

Establishment-size designations are determined by paid employment in the mid-March pay period. The size group "1 to 4" includes establishments that did not report any paid employees in the mid-March pay period but paid wages to at least one employee at some time during the year.

Establishment counts represent the number of locations with paid employees any time during the year. This series excludes governmental establishments except for wholesale liquor establishments (NAICS 4228), retail liquor stores (NAICS 44531), Federally-chartered savings institutions (NAICS 522120), Federally-chartered credit unions (NAICS 522130), and hospitals (NAICS 622).

Payroll

Total payroll includes all forms of compensation, such as salaries, wages, reported tips, commissions, bonuses, vacation allowances, sick-leave pay, employee contributions to qualified pension plans, and the value of taxable fringe benefits. For corporations, it includes amounts paid to officers and executives; for unincorporated businesses, it does not include profit or other compensation of proprietors or partners. Payroll is reported before deductions for Social Security, income tax, insurance, union dues, etc. First-quarter payroll consists of payroll during the January-to-March quarter.

Mid-March Employment

Paid employment consists of full- and part-time employees, including salaried officers and executives of corporations, who are on the payroll in the pay period including March 12. Included are employees on paid sick leave, holidays, and vacations; not included are proprietors and partners of unincorporated businesses.

INDUSTRY AND GEOGRAPHY CLASSIFICATIONS

The quinquennial economic censuses are the primary source for industry and geography classifications. The annual Company Organization Survey, Annual Survey of Manufactures, Current Business Surveys, and other Census Bureau programs provide regular updates.

Industry Classification

Additional sources for assigning industry classifications are the Social Security Administration, the Internal Revenue Service, and the Bureau of Labor Statistics. These sources provide industry classification information for new businesses and businesses not canvassed in the Census Bureau programs. Establishments without sufficient industry information are tabulated in the “unclassified establishments” group.

Industry classifications are explained in an appendix in the U.S. Summary. The industry titles used throughout this series are the short NAICS titles; complete descriptions are contained in the manual entitled *North American Industry Classification System: United States, 1997*.

Geography Classification

Most geography codes are derived from the physical location address reported in Census Bureau programs. The Internal Revenue Service provides supplemental address information. Those employers without a fixed location within a state (or of unknown county location) are included under a “statewide” classification at the end of the county tables. This incomplete detail causes only slight understatement of county employment. The independent cities in Virginia, and the cities of Baltimore, MD; Carson City, NV; and St. Louis, MO, are treated as separate counties.

Employee Leasing Services

Historically, the permanent on-site work force at a business location were paid employees of that establishment. This traditional practice of firms directly hiring employees is still the dominant employer/employee relationship in the United States. However, over the past decade a new work force arrangement has emerged.

Under this new arrangement, a company commonly known as an employee leasing company or professional employer organization (PEO) operates in a co-employment relationship with client businesses. Employee leasing establishments typically acquire and lease back some or all of the employees of their clients, and serve as the employer of record of the leased employees for payroll, benefits, and related purposes.

The 2001 CBP shows almost 1.34 million employees in employee leasing services (NAICS 561330), up from the approximately 1.25 million employees published in the 2000 CBP. Clearly, the employees are not classified in the

predominant industry of the client businesses. Also, leasing companies may pay these employees out of a single payroll office. This may result in the leasing company’s employment and payroll data being reported in the county where the payroll office is located, thus distorting the data for that county. In some cases, many thousands of employees may be paid from a single payroll office. Therefore, for geography purposes, we may publish employee-leasing establishments in the “statewide” category in states where such payroll offices are located, as these establishments service multiple counties.

COMPARABILITY WITH OTHER DATA

Earlier County Business Patterns

The comparability of data with previous County Business Patterns series may be affected by the following definitional changes:

- The change from a “reporting unit” concept to establishment based data in 1974
- The change in definition of “active” establishments in 1983
- The change in industrial classification definitions, the most recent occurring in 1998

A description of previous County Business Patterns publications is provided on the inside back cover.

1997 Economic Census

Definitional and coverage differences may affect the direct comparison of 1997 Economic Census and County Business Patterns data. Definitions of an establishment, employment, and payroll are detailed in the introductory text of each publication.

The 1997 Economic Census generally uses respondent-reported data. The County Business Patterns uses administrative record data for small establishments. Although efforts are made to resolve significant differences in the data, differences are known to exist.

Some large companies report different activities at the same location as separate profit centers. The County Business Patterns program treats each profit center as a separate establishment. The 1997 Economic Census may combine the profit centers into one establishment. This results in establishment count differences.

DATA WITHHELD FROM PUBLICATION

In accordance with U.S. Code, Title 13, Section 9, no data are published that would disclose the operations of an individual employer. However, the number of establishments in an industry classification and the distribution of these establishments by employment-size class are not considered to be disclosures, and so this information may be released even though other information is withheld from publications.

RELIABILITY OF DATA

All data are tabulated from universe files and are not subject to sampling errors. However, the data are subject to nonsampling errors. Nonsampling errors can be attributed to many sources: inability to identify all cases in the universe; definition and classification difficulties; differences in interpretation of questions; errors in recording or coding the data obtained; and estimation of employers who reported too late to be included in the tabulations and for records with missing or misreported data.

The accuracy of the data is determined by the joint effects of the various nonsampling errors. No direct measurement of these effects has been obtained; however, precautionary steps were taken in all phases of collection, processing, and tabulation to minimize the effects of nonsampling errors.

ABBREVIATIONS AND SYMBOLS

The following abbreviations and symbols are used in this publication:

| | |
|----------|--|
| – | Represents zero. |
| A-C, E-M | Entered in place of employment data, represents an employment-size class as defined in the footnote of the tables. |
| (D) | Withheld to avoid disclosing data for individual companies; data are included in broader industry totals. |
| n.e.c. | Not elsewhere classified. |
| NAICS | North American Industry Classification System. |

County Business Patterns--New Jersey

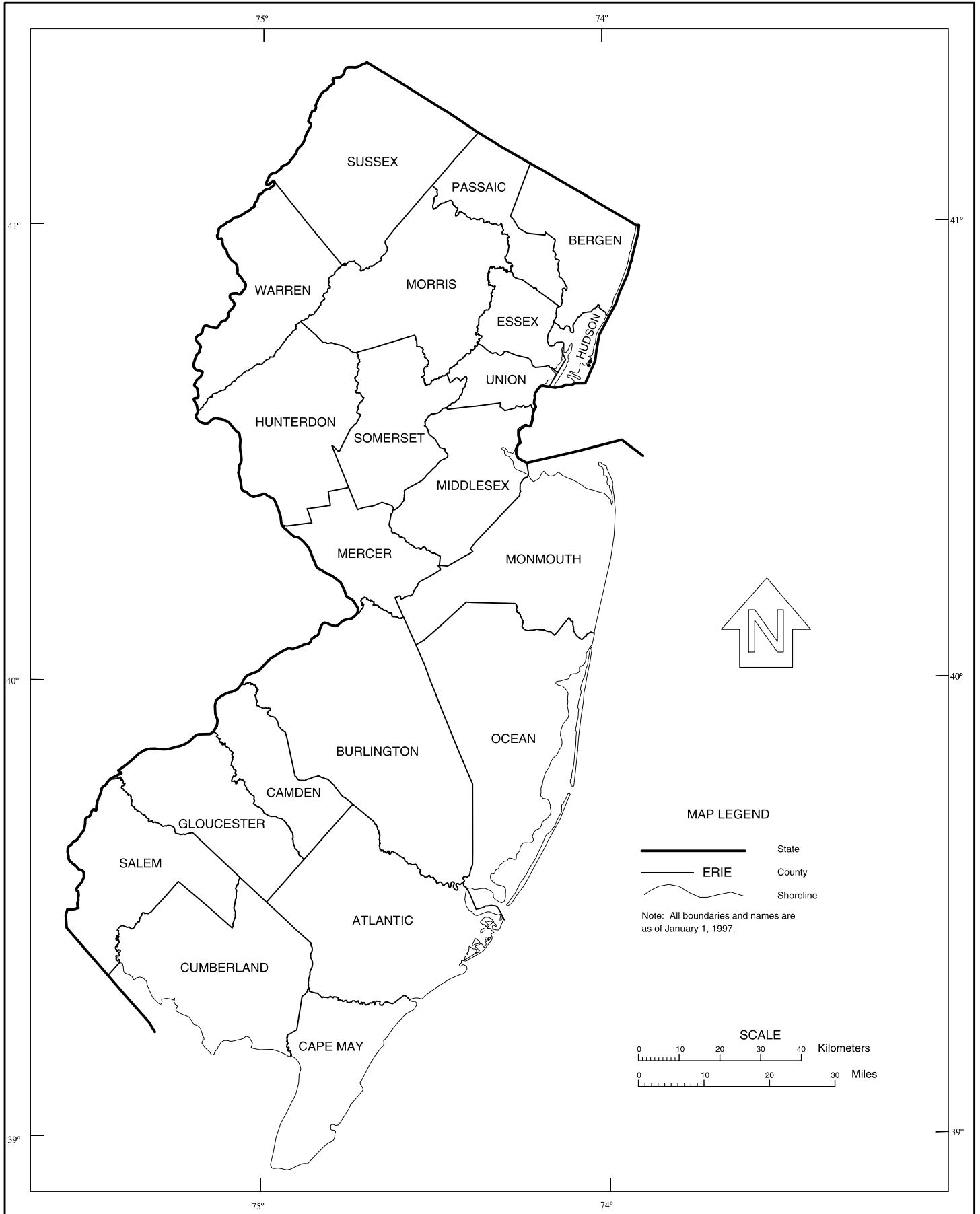


Table 1. The State—Establishments, Employees, and Payroll by Major Group: 2001 and 2000

[Excludes most government employees, railroad employees, and self-employed persons. (D) denotes figures withheld to avoid disclosing data for individual companies; the data are included in broader industry totals. For explanation of terms, abbreviations, and data reliability/comparability, see introductory text]

| NAICS code | Major group | 2001 | | | | 2000 | | | |
|--------------|--|--------------------------|---|-------------------|--------------------|--------------------------|---|-------------------|--------------------|
| | | Number of establishments | Number of employees for week including March 12 | Payroll (\$1,000) | | Number of establishments | Number of employees for week including March 12 | Payroll (\$1,000) | |
| | | | | First quarter | Annual | | | First quarter | Annual |
| | Total | 234 558 | 3 622 788 | 39 404 730 | 154 238 653 | 233 559 | 3 548 429 | 36 555 141 | 147 082 234 |
| 11 | Forestry, fishing, hunting, and agriculture support | 247 | 850 | 4 391 | 20 073 | 216 | 732 | 3 321 | 17 396 |
| 113 | Forestry and logging | 18 | (B) | (D) | (D) | 12 | (B) | (D) | (D) |
| 114 | Fishing, hunting & trapping | 83 | (C) | (D) | (D) | 86 | (C) | (D) | (D) |
| 115 | Agriculture & forestry support activities | 146 | 553 | 2 918 | 13 165 | 118 | 427 | 1 801 | 9 279 |
| 21 | Mining | 127 | 2 552 | 32 378 | 148 722 | 115 | 2 478 | 31 680 | 146 052 |
| 211 | Oil & gas extraction | 13 | (B) | (D) | (D) | 11 | (B) | (D) | (D) |
| 212 | Mining (except oil & gas) | 90 | 2 362 | 30 903 | 142 195 | 82 | 2 289 | 29 526 | 135 713 |
| 213 | Mining support activities | 24 | (C) | (D) | (D) | 22 | (B) | (D) | (D) |
| 22 | Utilities | 315 | 20 556 | 403 935 | 1 261 043 | 314 | 20 958 | 390 601 | 1 505 283 |
| 221 | Utilities | 315 | 20 556 | 403 935 | 1 261 043 | 314 | 20 958 | 390 601 | 1 505 283 |
| 23 | Construction | 22 880 | 167 978 | 1 663 005 | 7 718 868 | 23 260 | 164 099 | 1 547 838 | 7 297 654 |
| 233 | Building, developing & general contracting | 6 342 | 40 376 | 391 162 | 1 792 874 | 6 375 | 39 153 | 366 390 | 1 685 686 |
| 234 | Heavy construction | 1 008 | 20 199 | 198 839 | 1 019 899 | 1 010 | 17 080 | 181 143 | 923 052 |
| 235 | Special trade contractors | 15 530 | 107 403 | 1 073 004 | 4 906 095 | 15 875 | 107 866 | 1 000 305 | 4 688 916 |
| 31-33 | Manufacturing | 10 872 | 379 647 | 4 333 389 | 17 282 718 | 11 038 | 386 095 | 4 235 018 | 17 270 222 |
| 311 | Food mfg | 969 | 28 056 | 240 767 | 1 023 584 | 972 | 29 903 | 236 664 | 972 816 |
| 312 | Beverage & tobacco product mfg | 47 | 3 861 | 43 655 | 172 962 | 45 | 3 708 | 43 994 | 177 684 |
| 313 | Textile mills | 274 | 5 345 | 46 154 | 181 202 | 291 | 6 536 | 55 508 | 219 610 |
| 314 | Textile product mills | 248 | 4 687 | 30 100 | 125 415 | 259 | 5 550 | 33 321 | 143 762 |
| 315 | Apparel manufacturing | 519 | 12 103 | 78 621 | 326 516 | 540 | 13 394 | 82 163 | 365 172 |
| 316 | Leather & allied product mfg | 40 | 1 429 | 17 105 | 55 035 | 39 | 1 777 | 20 002 | 67 564 |
| 321 | Wood product mfg | 165 | 3 202 | 25 360 | 111 269 | 155 | 2 747 | 21 486 | 97 175 |
| 322 | Paper mfg | 246 | 16 419 | 165 514 | 658 881 | 254 | 17 437 | 175 376 | 720 196 |
| 323 | Printing & related support activities | 1 456 | 30 471 | 316 060 | 1 237 213 | 1 505 | 30 937 | 313 501 | 1 278 428 |
| 324 | Petroleum & coal products mfg | 67 | 3 410 | 59 489 | 228 038 | 68 | 3 495 | 65 495 | 245 242 |
| 325 | Chemical mfg | 750 | 66 604 | 1 151 295 | 4 575 509 | 748 | 65 967 | 1 017 539 | 4 101 094 |
| 326 | Plastics & rubber products mfg | 557 | 30 032 | 257 461 | 1 039 428 | 573 | 32 490 | 262 718 | 1 094 186 |
| 327 | Nonmetallic mineral product mfg | 348 | 13 793 | 131 881 | 556 670 | 345 | 13 528 | 120 530 | 557 046 |
| 331 | Primary metal mfg | 158 | 9 526 | 103 714 | 411 667 | 149 | 10 383 | 114 796 | 435 680 |
| 332 | Fabricated metal product mfg | 1 645 | 37 179 | 354 162 | 1 419 867 | 1 695 | 37 293 | 340 966 | 1 483 683 |
| 333 | Machinery mfg | 821 | 23 987 | 267 598 | 1 011 877 | 858 | 24 731 | 263 695 | 1 076 494 |
| 334 | Computer & electronic product mfg | 616 | 35 772 | 479 757 | 1 889 292 | 627 | 34 393 | 497 344 | 1 963 069 |
| 335 | Electrical equip, appliance & component mfg | 268 | 9 339 | 94 529 | 373 702 | 257 | 9 109 | 87 648 | 365 411 |
| 336 | Transportation equipment mfg | 190 | 10 435 | 119 446 | 478 512 | 186 | 10 972 | 150 050 | 540 540 |
| 337 | Furniture & related product mfg | 518 | 8 853 | 69 392 | 290 898 | 498 | 8 531 | 68 539 | 286 941 |
| 339 | Miscellaneous mfg | 970 | 25 144 | 281 329 | 1 115 181 | 974 | 25 214 | 263 683 | 1 078 429 |
| 42 | Wholesale trade | 16 791 | 281 004 | 3 717 519 | 15 163 297 | 17 157 | 279 140 | 3 564 227 | 14 723 840 |
| 421 | Wholesale trade, durable goods | 10 066 | 147 429 | 1 966 124 | 8 020 872 | 10 304 | 147 100 | 1 940 409 | 7 850 493 |
| 422 | Wholesale trade, nondurable goods | 6 725 | 133 575 | 1 751 395 | 7 142 425 | 6 853 | 132 040 | 1 623 818 | 6 873 347 |
| 44-45 | Retail trade | 35 071 | 434 008 | 2 467 192 | 10 461 246 | 34 841 | 438 607 | 2 333 532 | 9 896 937 |
| 441 | Motor vehicle & parts dealers | 2 887 | 47 724 | 446 226 | 2 036 368 | 2 829 | 47 699 | 436 349 | 1 922 500 |
| 442 | Furniture & home furnishing stores | 2 135 | 19 667 | 125 384 | 505 730 | 2 086 | 18 268 | 112 891 | 478 972 |
| 443 | Electronics & appliance stores | 1 511 | 12 440 | 89 435 | 360 014 | 1 403 | 11 891 | 78 439 | 322 653 |
| 444 | Bldg material & garden equip & supp dealers | 2 395 | 33 317 | 247 228 | 1 097 813 | 2 274 | 31 783 | 224 020 | 972 022 |
| 445 | Food & beverage stores | 6 952 | 104 110 | 493 933 | 2 095 018 | 6 867 | 105 855 | 468 758 | 1 945 452 |
| 446 | Health & personal care stores | 2 884 | 32 858 | 161 090 | 689 964 | 2 884 | 32 816 | 162 125 | 673 176 |
| 447 | Gasoline stations | 2 859 | 15 379 | 64 719 | 270 809 | 2 930 | 16 150 | 65 067 | 262 405 |
| 448 | Clothing & clothing accessories stores | 5 639 | 52 618 | 201 716 | 862 573 | 5 638 | 54 051 | 193 594 | 836 869 |
| 451 | Sporting goods, hobby, book & music stores | 1 901 | 18 809 | 72 806 | 312 440 | 1 920 | 18 324 | 66 583 | 290 733 |
| 452 | General merchandise stores | 1 004 | 54 475 | 229 069 | 959 097 | 959 | 58 891 | 220 502 | 938 102 |
| 453 | Miscellaneous store retailers | 3 525 | 21 680 | 90 634 | 400 155 | 3 597 | 22 515 | 89 106 | 398 947 |
| 454 | Nonstore retailers | 1 379 | 20 931 | 244 952 | 871 265 | 1 454 | 20 364 | 216 098 | 855 106 |
| 48-49 | Transportation & warehousing | 6 795 | 161 741 | 1 443 514 | 5 812 954 | 6 772 | 161 620 | 1 325 701 | 5 653 073 |
| 481 | Air transportation | 107 | 18 555 | 237 658 | 869 644 | 111 | 16 762 | 193 031 | 804 907 |
| 483 | Water transportation | 84 | 2 451 | 33 784 | 140 893 | 82 | 2 305 | 29 325 | 119 376 |
| 484 | Truck transportation | 3 212 | 45 333 | 413 753 | 1 732 795 | 3 232 | 45 392 | 395 317 | 1 695 290 |
| 485 | Transit & ground passenger transportation | 1 100 | 36 324 | 229 111 | 936 853 | 1 101 | 36 328 | 222 082 | 901 742 |
| 486 | Pipeline transportation | 27 | 305 | 5 500 | 22 230 | 26 | (E) | (D) | (D) |
| 487 | Scenic & sightseeing transportation | 101 | 477 | 2 463 | 12 448 | 97 | (F) | (D) | (D) |
| 488 | Transportation support activities | 1 295 | 21 623 | 241 315 | 987 612 | 1 267 | 21 278 | 226 042 | 975 260 |
| 492 | Couriers & messengers | 470 | 24 150 | 179 478 | 720 512 | 452 | 26 161 | 158 810 | 730 569 |
| 493 | Warehousing & storage | 399 | 12 523 | 100 452 | 389 967 | 404 | 19 322 | 91 322 | 383 254 |
| 51 | Information | 4 037 | 130 137 | 2 334 924 | 8 168 394 | 4 014 | 129 984 | 2 286 953 | 7 957 228 |
| 511 | Publishing industries | 1 101 | 44 988 | 792 776 | 2 816 971 | 1 124 | 44 447 | 676 507 | 2 763 538 |
| 512 | Motion picture & sound recording industries | 518 | 6 427 | 39 320 | 175 027 | 500 | 7 459 | 39 344 | 167 315 |
| 513 | Broadcasting & telecommunications | 1 641 | 64 451 | 1 288 619 | 4 426 827 | 1 564 | 65 291 | 1 394 376 | 4 322 009 |
| 514 | Information & data processing services | 777 | 14 271 | 214 209 | 749 569 | 826 | 12 787 | 176 726 | 704 366 |
| 52 | Finance & insurance | 12 877 | 221 268 | 4 700 330 | 15 204 421 | 12 352 | 208 837 | 4 206 640 | 14 328 328 |
| 521 | Monetary authorities - central bank | 2 | (F) | (D) | (D) | — | — | — | — |
| 522 | Credit intermediation & related activities | 5 129 | 86 933 | 988 309 | 3 902 034 | 4 749 | 71 886 | 832 600 | 3 137 582 |
| 523 | Security, commodity contracts & like activity | 3 773 | 53 298 | 2 254 131 | 6 222 039 | 3 462 | 53 359 | 1 992 624 | 6 099 754 |
| 524 | Insurance carriers & related activities | 3 914 | 79 459 | 1 423 563 | 4 948 644 | 4 086 | 82 840 | 1 366 896 | 5 032 552 |
| 525 | Funds, trusts, & other financial vehicles (part) | 59 | (F) | (D) | (D) | 55 | 752 | 14 520 | 58 440 |
| 53 | Real estate & rental & leasing | 8 537 | 58 391 | 518 932 | 2 101 372 | 8 373 | 54 710 | 465 868 | 1 968 270 |
| 531 | Real estate | 6 970 | 38 664 | 333 143 | 1 359 138 | 6 812 | 36 193 | 293 873 | 1 252 333 |
| 532 | Rental & leasing services | 1 498 | 18 098 | 156 215 | 640 182 | 1 496 | 17 179 | 145 428 | 626 638 |
| 533 | Lessors of other nonfinancial intangible asset | 69 | 1 629 | 29 574 | 102 052 | 65 | 1 338 | 26 567 | 89 299 |

See footnotes at end of table.

Table 1. The State—Establishments, Employees, and Payroll by Major Group: 2001 and 2000—Con.

[Excludes most government employees, railroad employees, and self-employed persons. (D) denotes figures withheld to avoid disclosing data for individual companies; the data are included in broader industry totals. For explanation of terms, abbreviations, and data reliability/comparability, see introductory text]

| NAICS code | Major group | 2001 | | | | 2000 | | | |
|------------|---|--------------------------|---|-------------------|-------------------|--------------------------|---|-------------------|-------------------|
| | | Number of establishments | Number of employees for week including March 12 | Payroll (\$1,000) | | Number of establishments | Number of employees for week including March 12 | Payroll (\$1,000) | |
| | | | | First quarter | Annual | | | First quarter | Annual |
| 54 | Professional, scientific & technical services | 30 489 | 282 874 | 4 007 344 | 16 720 205 | 30 103 | 262 672 | 3 545 326 | 15 885 172 |
| 541 | Professional, scientific & technical services | 30 489 | 282 874 | 4 007 344 | 16 720 205 | 30 103 | 262 672 | 3 545 326 | 15 885 172 |
| 55 | Management of companies & enterprises | 1 477 | 159 457 | 4 726 154 | 15 915 383 | 1 462 | 150 172 | 4 154 168 | 14 613 223 |
| 551 | Management of companies & enterprises | 1 477 | 159 457 | 4 726 154 | 15 915 383 | 1 462 | 150 172 | 4 154 168 | 14 613 223 |
| 56 | Admin, support, waste mgt, remediation services | 13 535 | 312 917 | 1 925 665 | 8 089 023 | 13 147 | 299 523 | 1 709 379 | 7 432 361 |
| 561 | Administrative & support services | 12 954 | 299 942 | 1 801 900 | 7 571 740 | 12 611 | 287 599 | 1 596 913 | 6 961 081 |
| 562 | Waste management & remediation services | 581 | 12 975 | 123 765 | 517 283 | 536 | 11 924 | 112 466 | 471 280 |
| 61 | Educational services | 2 667 | 80 113 | 554 048 | 2 285 332 | 2 558 | 77 012 | 500 671 | 2 074 436 |
| 611 | Educational services | 2 667 | 80 113 | 554 048 | 2 285 332 | 2 558 | 77 012 | 500 671 | 2 074 436 |
| 62 | Health care and social assistance | 22 505 | 433 354 | 3 583 694 | 15 505 665 | 22 210 | 418 406 | 3 288 376 | 14 214 409 |
| 621 | Ambulatory health care services | 17 669 | 157 139 | 1 485 909 | 6 808 075 | 17 504 | 149 157 | 1 329 732 | 6 174 133 |
| 622 | Hospitals | 137 | 148 988 | 1 452 413 | 5 991 125 | 131 | 145 890 | 1 356 798 | 5 570 540 |
| 623 | Nursing & residential care facilities | 1 277 | 67 906 | 399 920 | 1 665 331 | 1 253 | 67 996 | 384 773 | 1 556 728 |
| 624 | Social assistance | 3 422 | 59 321 | 245 452 | 1 041 134 | 3 322 | 55 363 | 217 073 | 913 008 |
| 71 | Arts, entertainment & recreation | 3 077 | 38 779 | 246 439 | 1 056 485 | 2 964 | 37 510 | 196 758 | 932 113 |
| 711 | Performing arts, spectator sports & related industries | 884 | 6 017 | 124 471 | 415 783 | 884 | 5 933 | 82 645 | 336 979 |
| 712 | Museums, historical sites & like institutions | 113 | 2 152 | 9 672 | 45 407 | 103 | 1 950 | 8 410 | 36 783 |
| 713 | Amusement, gambling & recreation industries | 2 080 | 30 610 | 112 296 | 595 295 | 1 977 | 29 627 | 105 703 | 558 351 |
| 72 | Accommodation & food services | 16 725 | 253 626 | 1 021 977 | 4 388 690 | 16 443 | 255 132 | 1 008 642 | 4 325 632 |
| 721 | Accommodation | 1 398 | 67 452 | 444 472 | 1 849 443 | 1 376 | 71 610 | 455 149 | 1 893 349 |
| 722 | Food services & drinking places | 15 327 | 186 174 | 577 505 | 2 539 247 | 15 067 | 183 522 | 553 493 | 2 432 283 |
| 81 | Other services (except public administration) | 22 578 | 153 393 | 882 623 | 3 685 272 | 22 484 | 148 542 | 804 324 | 3 369 201 |
| 811 | Repair & maintenance | 7 019 | 38 539 | 308 098 | 1 294 277 | 6 984 | 37 484 | 279 860 | 1 186 520 |
| 812 | Personal & laundry services | 8 605 | 46 876 | 214 533 | 922 037 | 8 590 | 45 614 | 197 738 | 862 057 |
| 813 | Religious, grantmaking, civic, prof & like organizations | 6 954 | 67 978 | 359 992 | 1 468 958 | 6 910 | 65 444 | 326 726 | 1 320 624 |
| 95 | Auxiliaries (exc corporate, subsidiary & regional mgt) | 470 | 47 092 | 821 695 | 3 132 710 | 474 | 47 964 | 933 769 | 3 319 269 |
| 99 | Unclassified establishments | 2 486 | 3 051 | 15 582 | 116 780 | 3 262 | 4 236 | 22 349 | 152 135 |

Note: Employment-size classes are indicated as follows: A—0 to 19; B—20 to 99; C—100 to 249; E—250 to 499; F—500 to 999; G—1,000 to 2,499; H—2,500 to 4,999; I—5,000 to 9,999; J—10,000 to 24,999; K—25,000 to 49,999; L—50,000 to 99,999; M—100,000 or more.

Table 2. The State—Employees, Payroll, and Establishments by Industry: 2001

[Excludes most government employees, railroad employees, and self-employed persons. Size class 1 to 4 includes establishments with payroll, but no employees, during mid-March pay period. (D) denotes figures withheld to avoid disclosing data for individual companies; the data are included in broader industry totals. For explanation of terms, abbreviations, and data reliability/comparability, see introductory text]

| NAICS code | Industry | Number of employees for week including March 12 | Payroll (\$1,000) | | Total number of establishments | Number of establishments by employment-size class | | | | | | | | |
|------------|--|---|-------------------|--------------------|--------------------------------|---|---------------|---------------|---------------|--------------|--------------|--------------|------------|---------------|
| | | | First quarter | Annual | | 1 to 4 | 5 to 9 | 10 to 19 | 20 to 49 | 50 to 99 | 100 to 249 | 250 to 499 | 500 to 999 | 1,000 or more |
| | Total | 3 622 788 | 39 404 730 | 154 238 653 | 234 558 | 135 386 | 41 943 | 26 597 | 18 491 | 6 476 | 3 951 | 1 084 | 375 | 255 |
| 11 | Forestry, fishing, hunting, and agriculture support | 850 | 4 391 | 20 073 | 247 | 190 | 35 | 16 | 6 | — | — | — | — | — |
| 113 | Forestry and logging | (B) | (D) | (D) | 18 | 13 | 4 | — | 1 | — | — | — | — | — |
| 1132 | Forest nurseries & gathering forest products | 35 | 116 | 308 | 5 | 3 | 1 | — | 1 | — | — | — | — | — |
| 11321 | Forest nurseries & gathering forest products | 35 | 116 | 308 | 5 | 3 | 1 | — | 1 | — | — | — | — | — |
| 113210 | Forest nurseries & gathering forest products | 35 | 116 | 308 | 5 | 3 | 1 | — | 1 | — | — | — | — | — |
| 1133 | Logging | (B) | (D) | (D) | 13 | 10 | 3 | — | — | — | — | — | — | — |
| 11331 | Logging | (B) | (D) | (D) | 13 | 10 | 3 | — | — | — | — | — | — | — |
| 113310 | Logging | (B) | (D) | (D) | 13 | 10 | 3 | — | — | — | — | — | — | — |
| 114 | Fishing, hunting & trapping | (C) | (D) | (D) | 83 | 70 | 8 | 3 | 2 | — | — | — | — | — |
| 1141 | Fishing | 168 | 1 085 | 5 325 | 75 | 64 | 8 | 2 | 1 | — | — | — | — | — |
| 11411 | Fishing | 168 | 1 085 | 5 325 | 75 | 64 | 8 | 2 | 1 | — | — | — | — | — |
| 114111 | Finfish fishing | (B) | (D) | (D) | 37 | 35 | 1 | — | 1 | — | — | — | — | — |
| 114112 | Shellfish fishing | (C) | (D) | (D) | 38 | 29 | 7 | 2 | — | — | — | — | — | — |
| 1142 | Hunting & trapping | (B) | (D) | (D) | 8 | 6 | — | 1 | 1 | — | — | — | — | — |
| 11421 | Hunting & trapping | (B) | (D) | (D) | 8 | 6 | — | 1 | 1 | — | — | — | — | — |
| 114210 | Hunting & trapping | (B) | (D) | (D) | 8 | 6 | — | 1 | 1 | — | — | — | — | — |
| 115 | Agriculture & forestry support activities | 553 | 2 918 | 13 165 | 146 | 107 | 23 | 13 | 3 | — | — | — | — | — |
| 1151 | Crop production support activities | (C) | (D) | (D) | 22 | 12 | 5 | 3 | 2 | — | — | — | — | — |
| 11511 | Crop production support activities | (C) | (D) | (D) | 22 | 12 | 5 | 3 | 2 | — | — | — | — | — |
| 115112 | Soil preparation, planting, & cultivating .. | (B) | (D) | (D) | 11 | 6 | 2 | 2 | 1 | — | — | — | — | — |
| 115114 | Postharvest crop activities (exc ginning) | (B) | (D) | (D) | 4 | 2 | 1 | — | 1 | — | — | — | — | — |
| 115115 | Farm labor contractors & crew leaders .. | (B) | (D) | (D) | 3 | 1 | 1 | — | — | — | — | — | — | — |
| 115116 | Farm management services | (A) | (D) | (D) | 4 | 3 | 1 | — | — | — | — | — | — | — |
| 1152 | Animal production support activities | 414 | 2 260 | 8 779 | 117 | 89 | 17 | 10 | 1 | — | — | — | — | — |
| 11521 | Animal production support activities | 414 | 2 260 | 8 779 | 117 | 89 | 17 | 10 | 1 | — | — | — | — | — |
| 115210 | Animal production support activities | 414 | 2 260 | 8 779 | 117 | 89 | 17 | 10 | 1 | — | — | — | — | — |
| 1153 | Forestry support activities | (A) | (D) | (D) | 7 | 6 | 1 | — | — | — | — | — | — | — |
| 11531 | Forestry support activities | (A) | (D) | (D) | 7 | 6 | 1 | — | — | — | — | — | — | — |
| 115310 | Forestry support activities | (A) | (D) | (D) | 7 | 6 | 1 | — | — | — | — | — | — | — |
| 21 | Mining | 2 552 | 32 378 | 148 722 | 127 | 63 | 17 | 16 | 20 | 7 | 2 | 1 | 1 | — |
| 211 | Oil & gas extraction | (B) | (D) | (D) | 13 | 11 | 2 | — | — | — | — | — | — | — |
| 2111 | Oil & gas extraction | (B) | (D) | (D) | 13 | 11 | 2 | — | — | — | — | — | — | — |
| 21111 | Oil & gas extraction | (B) | (D) | (D) | 13 | 11 | 2 | — | — | — | — | — | — | — |
| 211111 | Crude petroleum & natural gas extraction | (B) | (D) | (D) | 13 | 11 | 2 | — | — | — | — | — | — | — |
| 212 | Mining (except oil & gas) | 2 362 | 30 903 | 142 195 | 90 | 36 | 11 | 14 | 19 | 6 | 2 | 1 | 1 | — |
| 2121 | Coal mining | (A) | (D) | (D) | 3 | 2 | 1 | — | — | — | — | — | — | — |
| 21211 | Coal mining | (A) | (D) | (D) | 3 | 2 | 1 | — | — | — | — | — | — | — |
| 212111 | Bituminous coal & lignite surface mining | (A) | (D) | (D) | 2 | 2 | — | — | — | — | — | — | — | — |
| 212112 | Bituminous coal underground mining .. | (A) | (D) | (D) | 1 | — | 1 | — | — | — | — | — | — | — |
| 2122 | Metal ore mining | (A) | (D) | (D) | 4 | 4 | — | — | — | — | — | — | — | — |
| 21222 | Gold ore & silver ore mining | (A) | (D) | (D) | 1 | 1 | — | — | — | — | — | — | — | — |
| 212221 | Gold ore mining | (A) | (D) | (D) | 1 | 1 | — | — | — | — | — | — | — | — |
| 21223 | Copper, nickel, lead & zinc mining | (A) | (D) | (D) | 1 | 1 | — | — | — | — | — | — | — | — |
| 212231 | Lead ore & zinc ore mining | (A) | (D) | (D) | 1 | 1 | — | — | — | — | — | — | — | — |
| 21229 | Other metal ore mining | (A) | (D) | (D) | 2 | 2 | — | — | — | — | — | — | — | — |
| 212299 | All other metal ore mining | (A) | (D) | (D) | 2 | 2 | — | — | — | — | — | — | — | — |
| 2123 | Nonmetallic mineral mining & quarrying | 2 346 | 30 436 | 140 733 | 83 | 30 | 10 | 14 | 19 | 6 | 2 | 1 | 1 | — |
| 21231 | Stone mining & quarrying | 1 071 | 13 418 | 70 364 | 28 | 9 | 1 | 5 | 6 | 4 | 2 | 1 | — | — |
| 212311 | Dimension stone mining & quarrying .. | (A) | (D) | (D) | 3 | 3 | — | — | — | — | — | — | — | — |
| 212312 | Crushed & broken limestone mining & quarrying | (B) | (D) | (D) | 3 | 1 | — | 2 | — | — | — | — | — | — |
| 212313 | Crushed & broken granite mining & quarrying | (E) | (D) | (D) | 10 | 3 | — | 1 | 5 | — | — | 1 | — | — |
| 212319 | Other crushed & broken stone mining & quarrying | (F) | (D) | (D) | 12 | 2 | 1 | 2 | 1 | 4 | 2 | — | — | — |
| 21232 | Sand, gravel, clay, refractory minerals mining | (F) | (D) | (D) | 49 | 19 | 8 | 8 | 12 | 2 | — | — | — | — |
| 212321 | Construction sand & gravel mining | (F) | (D) | (D) | 38 | 13 | 8 | 7 | 9 | 1 | — | — | — | — |
| 212322 | Industrial sand mining | (C) | (D) | (D) | 8 | 3 | — | 1 | 3 | 1 | — | — | — | — |
| 212325 | Clay & ceramic & refractory minerals mining | (A) | (D) | (D) | 3 | 3 | — | — | — | — | — | — | — | — |
| 21239 | Other nonmetallic mineral mining & quarrying | (F) | (D) | (D) | 6 | 2 | 1 | 1 | 1 | — | — | — | 1 | — |
| 212391 | Potash, soda, & borate mineral mining .. | (F) | (D) | (D) | 1 | — | — | — | — | — | — | — | 1 | — |
| 212399 | All other nonmetallic mineral mining | (B) | (D) | (D) | 5 | 2 | 1 | 1 | 1 | — | — | — | — | — |
| 213 | Mining support activities | (C) | (D) | (D) | 24 | 16 | 4 | 2 | 1 | 1 | — | — | — | — |
| 2131 | Mining support activities | (C) | (D) | (D) | 24 | 16 | 4 | 2 | 1 | 1 | — | — | — | — |
| 21311 | Mining support activities | (C) | (D) | (D) | 24 | 16 | 4 | 2 | 1 | 1 | — | — | — | — |
| 213111 | Drilling oil & gas wells | (A) | (D) | (D) | 5 | 4 | 1 | — | — | — | — | — | — | — |
| 213112 | Oil & gas operations support activities .. | 131 | 944 | 3 851 | 15 | 9 | 3 | 1 | 1 | 1 | — | — | — | — |
| 213114 | Support activities for metal mining | (A) | (D) | (D) | 2 | 2 | — | — | — | — | — | — | — | — |
| 213115 | Nonmetallic minerals support activity (exc fuels) | (A) | (D) | (D) | 2 | 1 | — | 1 | — | — | — | — | — | — |

See footnotes at end of table.

Table 2. The State—Employees, Payroll, and Establishments by Industry: 2001—Con.

[Excludes most government employees, railroad employees, and self-employed persons. Size class 1 to 4 includes establishments with payroll, but no employees, during mid-March pay period. (D) denotes figures withheld to avoid disclosing data for individual companies; the data are included in broader industry totals. For explanation of terms, abbreviations, and data reliability/comparability, see introductory text]

| NAICS code | Industry | Number of employees for week including March 12 | Payroll (\$1,000) | | Total number of establishments | Number of establishments by employment-size class | | | | | | | | | |
|------------|--|---|-------------------|------------------|--------------------------------|---|--------------|--------------|--------------|------------|------------|------------|------------|---------------|--|
| | | | First quarter | Annual | | 1 to 4 | 5 to 9 | 10 to 19 | 20 to 49 | 50 to 99 | 100 to 249 | 250 to 499 | 500 to 999 | 1,000 or more | |
| 22 | Utilities | 20 556 | 403 935 | 1 261 043 | 315 | 94 | 23 | 35 | 59 | 47 | 43 | 10 | 2 | 2 | |
| 221 | Utilities | 20 556 | 403 935 | 1 261 043 | 315 | 94 | 23 | 35 | 59 | 47 | 43 | 10 | 2 | 2 | |
| 2211 | Elec pwr generation, transmsn & distribution | 15 779 | 331 037 | 978 189 | 171 | 44 | 9 | 16 | 31 | 28 | 30 | 9 | 2 | 2 | |
| 22111 | Electric power generation | 3 586 | 78 861 | 231 884 | 48 | 21 | 2 | 9 | 5 | 3 | 3 | 3 | 2 | — | |
| 221111 | Hydroelectric power generation | (B) | (D) | (D) | 5 | 3 | 1 | 1 | — | — | — | — | — | — | |
| 221112 | Fossil fuel electric power generation | (G) | (D) | (D) | 28 | 13 | 1 | 5 | 2 | 3 | 2 | 2 | — | — | |
| 221113 | Nuclear electric power generation | (G) | (D) | (D) | 6 | — | — | 1 | 1 | — | 1 | 1 | 2 | — | |
| 221119 | Other electric power generation | (B) | (D) | (D) | 9 | 5 | — | 2 | 2 | — | — | — | — | — | |
| 22112 | Electric pwr transmsn, control & distribution | 12 193 | 252 176 | 746 305 | 123 | 23 | 7 | 7 | 26 | 25 | 27 | 6 | — | 2 | |
| 221121 | Electric bulk power transmission & control | (C) | (D) | (D) | 3 | 1 | — | — | — | 2 | — | — | — | — | |
| 221122 | Electric power distribution | (J) | (D) | (D) | 120 | 22 | 7 | 7 | 26 | 23 | 27 | 6 | — | 2 | |
| 2212 | Natural gas distribution | 2 120 | 30 364 | 123 804 | 46 | 13 | 3 | 3 | 10 | 11 | 5 | 1 | — | — | |
| 22121 | Natural gas distribution | 2 120 | 30 364 | 123 804 | 46 | 13 | 3 | 3 | 10 | 11 | 5 | 1 | — | — | |
| 221210 | Natural gas distribution | 2 120 | 30 364 | 123 804 | 46 | 13 | 3 | 3 | 10 | 11 | 5 | 1 | — | — | |
| 2213 | Water, sewage & other systems | 2 657 | 42 534 | 159 050 | 98 | 37 | 11 | 16 | 18 | 8 | 8 | — | — | — | |
| 22131 | Water supply & irrigation systems | 2 362 | 39 414 | 146 650 | 80 | 31 | 6 | 15 | 13 | 7 | 8 | — | — | — | |
| 221310 | Water supply & irrigation systems | 2 362 | 39 414 | 146 650 | 80 | 31 | 6 | 15 | 13 | 7 | 8 | — | — | — | |
| 22132 | Sewage treatment facilities | (C) | (D) | (D) | 15 | 6 | 4 | 1 | 3 | 1 | — | — | — | — | |
| 221320 | Sewage treatment facilities | (C) | (D) | (D) | 15 | 6 | 4 | 1 | 3 | 1 | — | — | — | — | |
| 22133 | Steam & air-conditioning supply | (B) | (D) | (D) | 3 | — | 1 | — | 2 | — | — | — | — | — | |
| 221330 | Steam & air-conditioning supply | (B) | (D) | (D) | 3 | — | 1 | — | 2 | — | — | — | — | — | |
| 23 | Construction | 167 978 | 1 663 005 | 7 718 868 | 22 880 | 15 710 | 3 622 | 1 999 | 1 091 | 265 | 146 | 39 | 6 | 2 | |
| 233 | Building, developing & general contracting | 40 376 | 391 162 | 1 792 874 | 6 342 | 4 466 | 1 023 | 497 | 252 | 66 | 28 | 8 | 2 | — | |
| 2331 | Land subdivision & land development | 1 913 | 17 027 | 80 709 | 337 | 226 | 59 | 32 | 17 | 2 | 1 | — | — | — | |
| 23311 | Land subdivision & land development | 1 913 | 17 027 | 80 709 | 337 | 226 | 59 | 32 | 17 | 2 | 1 | — | — | — | |
| 233110 | Land subdivision & land development | 1 913 | 17 027 | 80 709 | 337 | 226 | 59 | 32 | 17 | 2 | 1 | — | — | — | |
| 2332 | Residential building construction | 18 720 | 150 385 | 713 092 | 4 619 | 3 588 | 668 | 248 | 87 | 19 | 8 | 1 | — | — | |
| 23321 | Single-family housing construction | 16 657 | 132 217 | 629 136 | 4 364 | 3 435 | 615 | 220 | 70 | 18 | 5 | 1 | — | — | |
| 233210 | Single-family housing construction | 16 657 | 132 217 | 629 136 | 4 364 | 3 435 | 615 | 220 | 70 | 18 | 5 | 1 | — | — | |
| 23322 | Multifamily housing construction | 2 063 | 18 168 | 83 956 | 255 | 153 | 53 | 28 | 17 | 1 | 3 | — | — | — | |
| 233220 | Multifamily housing construction | 2 063 | 18 168 | 83 956 | 255 | 153 | 53 | 28 | 17 | 1 | 3 | — | — | — | |
| 2333 | Nonresidential building construction | 19 743 | 223 750 | 999 073 | 1 386 | 652 | 296 | 217 | 148 | 45 | 19 | 7 | 2 | — | |
| 23331 | Mfg & industrial building construction | 1 386 | 17 157 | 76 341 | 153 | 96 | 28 | 16 | 7 | 4 | 1 | 1 | — | — | |
| 233310 | Mfg & industrial building construction | 1 386 | 17 157 | 76 341 | 153 | 96 | 28 | 16 | 7 | 4 | 1 | 1 | — | — | |
| 23332 | Commercial & institutional bldg construction | 18 357 | 206 593 | 922 732 | 1 233 | 556 | 268 | 201 | 141 | 41 | 18 | 6 | 2 | — | |
| 233320 | Commercial & institutional bldg construction | 18 357 | 206 593 | 922 732 | 1 233 | 556 | 268 | 201 | 141 | 41 | 18 | 6 | 2 | — | |
| 234 | Heavy construction | 20 199 | 198 839 | 1 019 899 | 1 008 | 470 | 193 | 178 | 108 | 25 | 23 | 8 | 1 | 2 | |
| 2341 | Highway, street, bridge & tunnel construction | 7 551 | 82 594 | 417 126 | 374 | 166 | 73 | 62 | 45 | 12 | 13 | 2 | — | 1 | |
| 23411 | Highway & street construction | 6 328 | 68 333 | 353 003 | 353 | 163 | 70 | 58 | 40 | 10 | 10 | 1 | — | 1 | |
| 234110 | Highway & street construction | 6 328 | 68 333 | 353 003 | 353 | 163 | 70 | 58 | 40 | 10 | 10 | 1 | — | 1 | |
| 23412 | Bridge & tunnel construction | 1 223 | 14 261 | 64 123 | 21 | 3 | 3 | 4 | 5 | 2 | 3 | 1 | — | — | |
| 234120 | Bridge & tunnel construction | 1 223 | 14 261 | 64 123 | 21 | 3 | 3 | 4 | 5 | 2 | 3 | 1 | — | — | |
| 2349 | Other heavy construction | 12 648 | 116 245 | 602 773 | 634 | 304 | 120 | 116 | 63 | 13 | 10 | 6 | 1 | 1 | |
| 23491 | Water, sewer & pipeline construction | 3 928 | 43 452 | 226 080 | 203 | 68 | 43 | 46 | 33 | 4 | 7 | 2 | — | — | |
| 234910 | Water, sewer & pipeline construction | 3 928 | 43 452 | 226 080 | 203 | 68 | 43 | 46 | 33 | 4 | 7 | 2 | — | — | |
| 23492 | Pwr, communication transmsn line construction | 1 715 | 12 072 | 66 761 | 77 | 42 | 9 | 12 | 9 | 1 | 2 | 1 | 1 | — | |
| 234920 | Pwr, communication transmsn line construction | 1 715 | 12 072 | 66 761 | 77 | 42 | 9 | 12 | 9 | 1 | 2 | 1 | 1 | — | |
| 23493 | Industrial nonbuilding structure construction | 3 527 | 21 466 | 94 218 | 19 | 8 | 4 | 2 | 2 | 1 | — | 1 | — | 1 | |
| 234930 | Industrial nonbuilding structure construction | 3 527 | 21 466 | 94 218 | 19 | 8 | 4 | 2 | 2 | 1 | — | 1 | — | 1 | |
| 23499 | All other heavy construction | 3 478 | 39 255 | 215 714 | 335 | 186 | 64 | 56 | 19 | 7 | 1 | 2 | — | — | |
| 234990 | All other heavy construction | 3 478 | 39 255 | 215 714 | 335 | 186 | 64 | 56 | 19 | 7 | 1 | 2 | — | — | |
| 235 | Special trade contractors | 107 403 | 1 073 004 | 4 906 095 | 15 530 | 10 774 | 2 406 | 1 324 | 731 | 174 | 95 | 23 | 3 | — | |
| 2351 | Plumbing, heating & AC contractor | 24 975 | 273 578 | 1 225 447 | 3 444 | 2 290 | 573 | 327 | 183 | 48 | 18 | 5 | — | — | |
| 23511 | Plumbing, heating & AC contractor | 24 975 | 273 578 | 1 225 447 | 3 444 | 2 290 | 573 | 327 | 183 | 48 | 18 | 5 | — | — | |
| 235110 | Plumbing, heating & AC contractor | 24 975 | 273 578 | 1 225 447 | 3 444 | 2 290 | 573 | 327 | 183 | 48 | 18 | 5 | — | — | |
| 2352 | Painting & wall covering contractors | 4 673 | 33 860 | 177 581 | 1 309 | 1 055 | 148 | 77 | 25 | 2 | 2 | — | — | — | |
| 23521 | Painting & wall covering contractors | 4 673 | 33 860 | 177 581 | 1 309 | 1 055 | 148 | 77 | 25 | 2 | 2 | — | — | — | |
| 235210 | Painting & wall covering contractors | 4 673 | 33 860 | 177 581 | 1 309 | 1 055 | 148 | 77 | 25 | 2 | 2 | — | — | — | |
| 2353 | Electrical contractors | 24 669 | 291 497 | 1 236 157 | 2 671 | 1 691 | 478 | 296 | 138 | 34 | 22 | 10 | 2 | — | |
| 23531 | Electrical contractors | 24 669 | 291 497 | 1 236 157 | 2 671 | 1 691 | 478 | 296 | 138 | 34 | 22 | 10 | 2 | — | |
| 235310 | Electrical contractors | 24 669 | 291 497 | 1 236 157 | 2 671 | 1 691 | 478 | 296 | 138 | 34 | 22 | 10 | 2 | — | |
| 2354 | Masonry, drywall, insulation, tile contractors | 12 311 | 111 173 | 519 269 | 1 710 | 1 209 | 253 | 134 | 73 | 20 | 18 | 3 | — | — | |
| 23541 | Masonry & stone contractors | 5 073 | 36 870 | 200 502 | 952 | 733 | 124 | 54 | 27 | 6 | 7 | 1 | — | — | |
| 235410 | Masonry & stone contractors | 5 073 | 36 870 | 200 502 | 952 | 733 | 124 | 54 | 27 | 6 | 7 | 1 | — | — | |
| 23542 | Drywall, acoustical & insulation contractors | 5 968 | 62 192 | 267 952 | 505 | 300 | 83 | 61 | 37 | 11 | 11 | 2 | — | — | |
| 235420 | Drywall, acoustical & insulation contractors | 5 968 | 62 192 | 267 952 | 505 | 300 | 83 | 61 | 37 | 11 | 11 | 2 | — | — | |
| 23543 | Tile, marble, terrazzo & mosaic contractors | 1 270 | 12 111 | 50 815 | 253 | 176 | 46 | 19 | 9 | 3 | — | — | — | — | |
| 235430 | Tile, marble, terrazzo & mosaic contractors | 1 270 | 12 111 | 50 815 | 253 | 176 | 46 | 19 | 9 | 3 | — | — | — | — | |
| 2355 | Carpentry & floor contractors | 9 736 | 78 701 | 333 531 | 2 189 | 1 716 | 287 | 97 | 71 | 14 | 3 | — | 1 | — | |
| 23551 | Carpentry contractors | 6 653 | 51 633 | 228 864 | 1 700 | 1 351 | 225 | 70 | 42 | 10 | 2 | — | — | — | |
| 235510 | Carpentry contractors | 6 653 | 51 633 | 228 864 | 1 700 | 1 351 | 225 | 70 | 42 | 10 | 2 | — | — | — | |
| 23552 | Floor laying & other floor contractors | 3 083 | 27 068 | 104 667 | 489 | 365 | 62 | 27 | 29 | 4 | 1 | — | 1 | — | |
| 235520 | Floor laying & other floor contractors | 3 083 | 27 068 | 104 667 | 489 | 365 | 62 | 27 | 29 | 4 | 1 | — | 1 | — | |

See footnotes at end of table.

Table 2. The State—Employees, Payroll, and Establishments by Industry: 2001—Con.

[Excludes most government employees, railroad employees, and self-employed persons. Size class 1 to 4 includes establishments with payroll, but no employees, during mid-March pay period. (D) denotes figures withheld to avoid disclosing data for individual companies; the data are included in broader industry totals. For explanation of terms, abbreviations, and data reliability/comparability, see introductory text]

| NAICS code | Industry | Number of employees for week including March 12 | Payroll (\$1,000) | | Total number of establishments | Number of establishments by employment-size class | | | | | | | | | | |
|--------------|--|---|-------------------|-------------------|--------------------------------|---|--------------|--------------|--------------|------------|------------|------------|------------|---------------|---|---|
| | | | First quarter | Annual | | 1 to 4 | 5 to 9 | 10 to 19 | 20 to 49 | 50 to 99 | 100 to 249 | 250 to 499 | 500 to 999 | 1,000 or more | | |
| 23 | Construction—Con. | | | | | | | | | | | | | | | |
| 235 | Special trade contractors—Con. | | | | | | | | | | | | | | | |
| 2356 | Roofing, siding, & sheet metal contractors .. | 6 532 | 54 563 | 265 776 | 1 013 | 718 | 136 | 87 | 51 | 14 | 7 | — | — | — | — | — |
| 23561 | Roofing, siding, & sheet metal contractors .. | 6 532 | 54 563 | 265 776 | 1 013 | 718 | 136 | 87 | 51 | 14 | 7 | — | — | — | — | — |
| 235610 | Roofing, siding, & sheet metal contractors .. | 6 532 | 54 563 | 265 776 | 1 013 | 718 | 136 | 87 | 51 | 14 | 7 | — | — | — | — | — |
| 2357 | Concrete contractors .. | 5 537 | 41 448 | 243 000 | 684 | 416 | 131 | 75 | 47 | 9 | 5 | 1 | — | — | — | — |
| 23571 | Concrete contractors .. | 5 537 | 41 448 | 243 000 | 684 | 416 | 131 | 75 | 47 | 9 | 5 | 1 | — | — | — | — |
| 235710 | Concrete contractors .. | 5 537 | 41 448 | 243 000 | 684 | 416 | 131 | 75 | 47 | 9 | 5 | 1 | — | — | — | — |
| 2358 | Water well drilling contractors .. | 523 | 5 405 | 23 601 | 79 | 50 | 15 | 8 | 5 | 1 | — | — | — | — | — | — |
| 23581 | Water well drilling contractors .. | 523 | 5 405 | 23 601 | 79 | 50 | 15 | 8 | 5 | 1 | — | — | — | — | — | — |
| 235810 | Water well drilling contractors .. | 523 | 5 405 | 23 601 | 79 | 50 | 15 | 8 | 5 | 1 | — | — | — | — | — | — |
| 2359 | Other special trade contractors .. | 18 447 | 182 779 | 881 733 | 2 431 | 1 629 | 385 | 223 | 138 | 32 | 20 | 4 | — | — | — | — |
| 23591 | Structural steel erection contractors .. | 2 712 | 35 770 | 166 043 | 183 | 89 | 36 | 22 | 26 | 7 | 2 | 1 | — | — | — | — |
| 235910 | Structural steel erection contractors .. | 2 712 | 35 770 | 166 043 | 183 | 89 | 36 | 22 | 26 | 7 | 2 | 1 | — | — | — | — |
| 23592 | Glass & glazing contractors .. | 1 059 | 10 046 | 52 994 | 181 | 124 | 30 | 16 | 8 | 3 | — | — | — | — | — | — |
| 235920 | Glass & glazing contractors .. | 1 059 | 10 046 | 52 994 | 181 | 124 | 30 | 16 | 8 | 3 | — | — | — | — | — | — |
| 23593 | Excavation contractors .. | 4 217 | 36 618 | 194 565 | 761 | 560 | 107 | 60 | 23 | 5 | 6 | — | — | — | — | — |
| 235930 | Excavation contractors .. | 4 217 | 36 618 | 194 565 | 761 | 560 | 107 | 60 | 23 | 5 | 6 | — | — | — | — | — |
| 23594 | Wrecking & demolition contractors .. | 2 351 | 17 065 | 81 519 | 83 | 33 | 21 | 7 | 12 | 1 | 7 | 2 | — | — | — | — |
| 235940 | Wrecking & demolition contractors .. | 2 351 | 17 065 | 81 519 | 83 | 33 | 21 | 7 | 12 | 1 | 7 | 2 | — | — | — | — |
| 23595 | Bldg equip & oth mach installation contractor .. | 2 577 | 39 385 | 165 725 | 191 | 95 | 35 | 29 | 22 | 5 | 4 | 1 | — | — | — | — |
| 235950 | Bldg equip & oth mach installation contractor .. | 2 577 | 39 385 | 165 725 | 191 | 95 | 35 | 29 | 22 | 5 | 4 | 1 | — | — | — | — |
| 23599 | All other special trade contractors .. | 5 531 | 43 895 | 220 887 | 1 032 | 728 | 156 | 89 | 47 | 11 | 1 | — | — | — | — | — |
| 235990 | All other special trade contractors .. | 5 531 | 43 895 | 220 887 | 1 032 | 728 | 156 | 89 | 47 | 11 | 1 | — | — | — | — | — |
| 31-33 | Manufacturing .. | 379 647 | 4 333 389 | 17 282 718 | 10 872 | 3 774 | 1 910 | 1 733 | 1 785 | 844 | 602 | 151 | 53 | 20 | | |
| 311 | Food mfg .. | 28 056 | 240 767 | 1 023 584 | 969 | 381 | 177 | 157 | 125 | 54 | 57 | 13 | 4 | 1 | | |
| 3111 | Animal food mfg .. | 338 | 4 337 | 20 561 | 12 | 6 | 2 | 1 | 1 | — | 2 | — | — | — | — | — |
| 31111 | Animal food mfg .. | 338 | 4 337 | 20 561 | 12 | 6 | 2 | 1 | 1 | — | 2 | — | — | — | — | — |
| 311111 | Dog & cat food mfg .. | (C) | (D) | (D) | 6 | 4 | 1 | — | — | — | 1 | — | — | — | — | — |
| 311119 | Other animal food mfg .. | (C) | (D) | (D) | 2 | 2 | 1 | — | — | — | 1 | — | — | — | — | — |
| 3112 | Grain & oilseed milling .. | 445 | 4 701 | 18 360 | 12 | 3 | 1 | 3 | 2 | 2 | 1 | — | — | — | — | — |
| 31121 | Flour milling & malt mfg .. | (C) | (D) | (D) | 5 | 2 | 1 | — | — | 2 | — | — | — | — | — | — |
| 311211 | Flour milling .. | (C) | (D) | (D) | 5 | 2 | 1 | — | — | 2 | — | — | — | — | — | — |
| 31122 | Starch & vegetable fats & oils mfg .. | (E) | (D) | (D) | 7 | 1 | — | 3 | 2 | — | 1 | — | — | — | — | — |
| 311222 | Soybean processing .. | (A) | (D) | (D) | 1 | — | — | 1 | — | — | — | — | — | — | — | — |
| 311223 | Other oilseed processing .. | (B) | (D) | (D) | 2 | — | — | 1 | 1 | — | — | — | — | — | — | — |
| 311225 | Fats & oils refining & blending .. | (C) | (D) | (D) | 4 | 1 | — | 1 | 1 | — | 1 | — | — | — | — | — |
| 3113 | Sugar & confectionery product mfg .. | 2 020 | 19 443 | 99 362 | 73 | 21 | 23 | 12 | 8 | 4 | 4 | — | 1 | — | — | — |
| 31132 | Choc & confectionery mfg from cacao beans .. | 418 | 3 700 | 14 922 | 12 | 2 | 3 | 3 | 1 | 2 | 1 | — | — | — | — | — |
| 311320 | Choc & confectionery mfg from cacao beans .. | 418 | 3 700 | 14 922 | 12 | 2 | 3 | 3 | 1 | 2 | 1 | — | — | — | — | — |
| 31133 | Confectionery mfg from purchased chocolate .. | 942 | 9 700 | 57 155 | 36 | 9 | 13 | 7 | 5 | — | 1 | — | 1 | — | — | — |
| 311330 | Confectionery mfg from purchased chocolate .. | 942 | 9 700 | 57 155 | 36 | 9 | 13 | 7 | 5 | — | 1 | — | 1 | — | — | — |
| 31134 | Nonchocolate confectionery mfg .. | 660 | 6 043 | 27 285 | 25 | 10 | 7 | 2 | 2 | 2 | 2 | — | — | — | — | — |
| 311340 | Nonchocolate confectionery mfg .. | 660 | 6 043 | 27 285 | 25 | 10 | 7 | 2 | 2 | 2 | 2 | — | — | — | — | — |
| 3114 | Fruit & veg preserving & specialty food mfg .. | 3 190 | 28 959 | 119 039 | 42 | 10 | 3 | 4 | 6 | 8 | 8 | 3 | — | — | — | — |
| 31141 | Frozen food mfg .. | 1 434 | 11 158 | 45 959 | 20 | 5 | 2 | 1 | 3 | 3 | 5 | 1 | — | — | — | — |
| 311411 | Frozen fruit, juice & vegetable mfg .. | (E) | (D) | (D) | 5 | 1 | — | — | — | — | 1 | — | — | — | — | — |
| 311412 | Frozen specialty food mfg .. | (F) | (D) | (D) | 15 | 4 | 1 | 1 | 2 | 3 | 4 | — | — | — | — | — |
| 31142 | Fruit & veg canning, pickling & drying .. | 1 756 | 17 801 | 73 080 | 22 | 5 | 1 | 3 | 5 | 3 | 2 | — | — | — | — | — |
| 311421 | Fruit & vegetable canning .. | 1 150 | 12 245 | 49 830 | 13 | 2 | — | 1 | 3 | 4 | 2 | — | — | — | — | — |
| 311422 | Specialty canning .. | (F) | (D) | (D) | 6 | 2 | — | 1 | — | — | 1 | — | — | — | — | — |
| 311423 | Dried & dehydrated food mfg .. | (B) | (D) | (D) | 3 | 1 | — | 1 | — | — | 1 | — | — | — | — | — |
| 3115 | Dairy product mfg .. | 2 385 | 25 376 | 107 390 | 53 | 19 | 8 | 6 | 7 | 5 | 6 | 2 | — | — | — | — |
| 31151 | Dairy product (exc frozen) mfg .. | 2 077 | 23 973 | 98 621 | 36 | 10 | 6 | 3 | 5 | 5 | 5 | 2 | — | — | — | — |
| 311511 | Fluid milk mfg .. | 1 192 | 17 220 | 70 612 | 7 | 1 | — | 1 | — | 1 | 2 | — | — | — | — | — |
| 311513 | Cheese mfg .. | 552 | 3 736 | 15 692 | 19 | 6 | 4 | 1 | 3 | 4 | 1 | — | — | — | — | — |
| 311514 | Dry, condensed, evaporated dairy product mfg .. | 333 | 3 017 | 12 317 | 10 | 3 | 2 | 1 | 2 | — | 2 | — | — | — | — | — |
| 31152 | Ice cream & frozen dessert mfg .. | 308 | 1 403 | 8 769 | 17 | 9 | 2 | 3 | 2 | — | 1 | — | — | — | — | — |
| 311520 | Ice cream & frozen dessert mfg .. | 308 | 1 403 | 8 769 | 17 | 9 | 2 | 3 | 2 | — | 1 | — | — | — | — | — |
| 3116 | Animal slaughtering & processing .. | 3 718 | 27 074 | 126 619 | 88 | 28 | 8 | 14 | 18 | 7 | 10 | 3 | — | — | — | — |
| 31161 | Animal slaughtering & processing .. | 3 718 | 27 074 | 126 619 | 88 | 28 | 8 | 14 | 18 | 7 | 10 | 3 | — | — | — | — |
| 311611 | Animal (except poultry) slaughtering .. | (F) | (D) | (D) | 28 | 15 | 2 | 7 | 3 | — | — | — | — | — | — | — |
| 311612 | Meat processed from carcasses .. | 1 994 | 17 671 | 86 236 | 49 | 13 | 6 | 6 | 13 | 4 | 6 | 1 | — | — | — | — |
| 311613 | Rendering & meat by-product processing .. | (C) | (D) | (D) | 2 | — | — | — | — | 1 | — | — | — | — | — | — |
| 311615 | Poultry processing .. | 968 | 5 270 | 20 120 | 9 | — | — | 1 | 2 | 2 | 3 | 1 | — | — | — | — |
| 3117 | Seafood product preparation & packaging .. | 1 100 | 7 039 | 27 302 | 18 | 6 | 1 | 1 | 2 | 3 | 5 | — | — | — | — | — |
| 31171 | Seafood product preparation & packaging .. | 1 100 | 7 039 | 27 302 | 18 | 6 | 1 | 1 | 2 | 3 | 5 | — | — | — | — | — |
| 311711 | Seafood canning .. | 659 | 4 521 | 17 095 | 7 | 1 | — | — | 1 | 2 | 3 | — | — | — | — | — |
| 311712 | Fresh & frozen seafood processing .. | 441 | 2 518 | 10 207 | 11 | 5 | — | 1 | 1 | 1 | 2 | — | — | — | — | — |
| 3118 | Bakeries & tortilla mfg .. | 10 663 | 76 913 | 319 645 | 568 | 261 | 112 | 99 | 61 | 18 | 11 | 3 | 2 | 1 | | |
| 31181 | Bread & bakery product mfg .. | 7 646 | 46 386 | 194 916 | 528 | 250 | 108 | 94 | 53 | 13 | 7 | 2 | — | — | — | — |
| 311811 | Retail bakeries .. | 3 172 | 14 056 | 59 023 | 372 | 188 | 84 | 70 | 25 | 3 | 1 | 1 | — | — | — | — |
| 311812 | Commercial bakeries .. | 4 198 | 30 922 | 129 464 | 145 | 59 | 23 | 22 | 25 | 8 | 6 | 1 | — | — | — | — |
| 311813 | Frozen cakes, pies & other pastries mfg .. | 276 | 1 408 | 6 429 | 11 | 3 | 1 | 2 | 3 | 2 | — | — | — | — | — | — |
| 31182 | Cookie, cracker & pasta mfg .. | (H) | (D) | (D) | 39 | 11 | 4 | 5 | 7 | 5 | 4 | 1 | 2 | — | — | — |
| 311821 | Cookie & cracker mfg .. | 1 892 | 18 850 | 79 882 | 18 | 7 | 1 | 2 | 3 | 2 | — | — | — | — | — | — |
| 311822 | Flour mixes & dough mfg from purchased flour .. | 726 | 7 419 | 30 513 | 11 | 1 | 1 | 1 | 3 | 3 | 2 | — | — | — | — | — |
| 311823 | Dry pasta mfg .. | (E) | (D) | (D) | 10 | 3 | 2 | 2 | 1 | — | 2 | — | — | — | — | — |
| 31183 | Tortilla mfg .. | (B) | (D) | (D) | 1 | — | — | — | 1 | — | — | — | — | — | — | — |
| 3 | | | | | | | | | | | | | | | | |

Table 2. The State—Employees, Payroll, and Establishments by Industry: 2001—Con.

[Excludes most government employees, railroad employees, and self-employed persons. Size class 1 to 4 includes establishments with payroll, but no employees, during mid-March pay period. (D) denotes figures withheld to avoid disclosing data for individual companies; the data are included in broader industry totals. For explanation of terms, abbreviations, and data reliability/comparability, see introductory text]

| NAICS code | Industry | Number of employees for week including March 12 | Payroll (\$1,000) | | Total number of establishments | Number of establishments by employment-size class | | | | | | | | | | |
|--------------|--|---|-------------------|---------|--------------------------------|---|--------|----------|----------|----------|------------|------------|------------|---------------|---|---|
| | | | First quarter | Annual | | 1 to 4 | 5 to 9 | 10 to 19 | 20 to 49 | 50 to 99 | 100 to 249 | 250 to 499 | 500 to 999 | 1,000 or more | | |
| 31-33 | Manufacturing—Con. | | | | | | | | | | | | | | | |
| 311 | Food mfg—Con. | | | | | | | | | | | | | | | |
| 3119 | Other food mfg | 4 197 | 46 925 | 185 306 | 103 | 27 | 19 | 17 | 20 | 7 | 10 | 2 | 1 | — | — | — |
| 31191 | Snack food mfg | 216 | 1 361 | 5 828 | 8 | 3 | 2 | — | 1 | 2 | — | — | — | — | — | — |
| 311911 | Roasted nuts & peanut butter mfg | (B) | (D) | (D) | 1 | — | — | — | 1 | — | — | — | — | — | — | — |
| 311919 | Other snack food mfg | (C) | (D) | (D) | 7 | 3 | 2 | — | — | 2 | — | — | — | — | — | — |
| 31192 | Coffee & tea mfg | 689 | 8 206 | 31 046 | 8 | — | 1 | 2 | 2 | 1 | 1 | 1 | 1 | — | — | — |
| 311920 | Coffee & tea mfg | 689 | 8 206 | 31 046 | 8 | — | 1 | 2 | 2 | 1 | 1 | 1 | 1 | — | — | — |
| 31193 | Flavoring syrup & concentrate mfg | 436 | 5 567 | 24 800 | 16 | 4 | 1 | 3 | 7 | — | 1 | — | — | — | — | — |
| 311930 | Flavoring syrup & concentrate mfg | 436 | 5 567 | 24 800 | 16 | 4 | 1 | 3 | 7 | — | 1 | — | — | — | — | — |
| 31194 | Seasoning & dressing mfg | 1 209 | 13 434 | 53 481 | 29 | 4 | 8 | 5 | 5 | 1 | 5 | 1 | — | — | — | — |
| 311941 | Mayonnaise, dressing & oth prepared sauce mfg | 343 | 3 751 | 15 437 | 10 | 2 | 4 | 1 | — | 1 | 2 | — | — | — | — | — |
| 311942 | Spice & extract mfg | 866 | 9 683 | 38 044 | 19 | 2 | 4 | 4 | 5 | — | 3 | 1 | — | — | — | — |
| 31199 | All other food mfg | 1 647 | 18 357 | 70 151 | 42 | 16 | 7 | 7 | 5 | 3 | 3 | — | 1 | — | — | — |
| 311991 | Perishable prepared food mfg | 258 | 2 350 | 10 225 | 13 | 4 | 4 | 3 | — | 1 | — | — | — | — | — | — |
| 311999 | All other miscellaneous food mfg | 1 389 | 16 007 | 59 926 | 29 | 12 | 3 | 4 | 5 | 2 | 2 | — | 1 | — | — | — |
| 312 | Beverage & tobacco product mfg | 3 861 | 43 655 | 172 962 | 47 | 14 | 11 | 7 | 1 | 4 | 4 | 5 | 1 | — | — | — |
| 3121 | Beverage mfg | (H) | (D) | (D) | 45 | 13 | 10 | 7 | 1 | 4 | 4 | 5 | 1 | — | — | — |
| 31211 | Soft drink & ice mfg | 2 501 | 26 731 | 107 853 | 28 | 7 | 7 | 4 | — | 2 | 3 | 5 | — | — | — | — |
| 312111 | Soft drink mfg | 2 435 | 26 305 | 105 959 | 17 | 3 | 2 | 2 | — | 2 | 3 | 5 | — | — | — | — |
| 312113 | Ice mfg | 66 | 426 | 1 894 | 11 | 4 | 5 | 2 | — | — | — | — | — | — | — | — |
| 31212 | Breweries | (F) | (D) | (D) | 8 | 3 | 2 | 2 | — | — | — | — | 1 | — | — | — |
| 312120 | Breweries | (F) | (D) | (D) | 8 | 3 | 2 | 2 | — | — | — | — | 1 | — | — | — |
| 31213 | Wineries | (E) | (D) | (D) | 7 | 3 | 1 | 1 | — | 1 | 1 | — | — | — | — | — |
| 312130 | Wineries | (E) | (D) | (D) | 7 | 3 | 1 | 1 | — | 1 | 1 | — | — | — | — | — |
| 31214 | Distilleries | (B) | (D) | (D) | 2 | — | — | — | 1 | 1 | — | — | — | — | — | — |
| 312140 | Distilleries | (B) | (D) | (D) | 2 | — | — | — | 1 | 1 | — | — | — | — | — | — |
| 3122 | Tobacco mfg | (A) | (D) | (D) | 2 | 1 | 1 | — | — | — | — | — | — | — | — | — |
| 31222 | Tobacco product mfg | (A) | (D) | (D) | 2 | 1 | 1 | — | — | — | — | — | — | — | — | — |
| 312229 | Other tobacco product mfg | (A) | (D) | (D) | 2 | 1 | 1 | — | — | — | — | — | — | — | — | — |
| 313 | Textile mills | 5 345 | 46 154 | 181 202 | 274 | 92 | 65 | 42 | 44 | 21 | 10 | — | — | — | — | — |
| 3131 | Fiber, yarn & thread mills | 278 | 3 071 | 10 314 | 14 | 5 | 2 | 3 | 2 | 2 | — | — | — | — | — | — |
| 31311 | Fiber, yarn & thread mills | 278 | 3 071 | 10 314 | 14 | 5 | 2 | 3 | 2 | 2 | — | — | — | — | — | — |
| 313111 | Yarn spinning mills | (C) | (D) | (D) | 9 | 4 | 1 | 2 | 2 | — | — | — | — | — | — | — |
| 313112 | Yarn texturing, throwing & twisting mills | (C) | (D) | (D) | 3 | — | — | 1 | — | 2 | — | — | — | — | — | — |
| 313113 | Thread mills | (A) | (D) | (D) | 2 | 1 | 1 | — | — | — | — | — | — | — | — | — |
| 3132 | Fabric mills | 2 469 | 18 687 | 73 557 | 144 | 48 | 38 | 27 | 18 | 7 | 6 | — | — | — | — | — |
| 31321 | Broadwoven fabric mills | 567 | 4 619 | 15 406 | 24 | 10 | 1 | 4 | 5 | 2 | 2 | — | — | — | — | — |
| 313210 | Broadwoven fabric mills | 567 | 4 619 | 15 406 | 24 | 10 | 1 | 4 | 5 | 2 | 2 | — | — | — | — | — |
| 31322 | Narrow fabric mills & schiffli mach embroidery | 724 | 4 294 | 16 963 | 78 | 32 | 28 | 11 | 5 | 1 | 1 | — | — | — | — | — |
| 313221 | Narrow fabric mills | 184 | 1 122 | 4 283 | 11 | 2 | 4 | 1 | 3 | 1 | — | — | — | — | — | — |
| 313222 | Schiffli machine embroidery | 540 | 3 172 | 12 680 | 67 | 30 | 24 | 10 | 2 | — | 1 | — | — | — | — | — |
| 31323 | Nonwoven fabric mills | 315 | 3 004 | 12 967 | 5 | 1 | 1 | — | — | 1 | 2 | — | — | — | — | — |
| 313230 | Nonwoven fabric mills | 315 | 3 004 | 12 967 | 5 | 1 | 1 | — | — | 1 | 2 | — | — | — | — | — |
| 31324 | Knit fabric mills | 863 | 6 770 | 28 221 | 37 | 5 | 8 | 12 | 8 | 3 | 1 | — | — | — | — | — |
| 313241 | Weft knit fabric mills | 450 | 3 312 | 14 322 | 16 | 1 | 5 | 3 | 5 | 1 | 1 | — | — | — | — | — |
| 313249 | Other knit fabric & lace mills | 413 | 3 458 | 13 899 | 21 | 4 | 3 | 9 | 3 | 2 | — | — | — | — | — | — |
| 3133 | Textile, fabric finishing, fabric coating mills | 2 598 | 24 396 | 97 331 | 116 | 39 | 25 | 12 | 24 | 12 | 4 | — | — | — | — | — |
| 31331 | Textile & fabric finishing mills | 2 074 | 19 747 | 79 296 | 99 | 32 | 22 | 12 | 19 | 11 | 3 | — | — | — | — | — |
| 313311 | Broadwoven fabric finishing mills | 1 400 | 12 485 | 47 601 | 69 | 27 | 8 | 10 | 15 | 8 | 1 | — | — | — | — | — |
| 313312 | Textile, fabric finishing (exc broadwoven) mills | 674 | 7 262 | 31 695 | 30 | 5 | 14 | 2 | 4 | 3 | 2 | — | — | — | — | — |
| 31332 | Fabric coating mills | 524 | 4 649 | 18 035 | 17 | 7 | 3 | — | 5 | 1 | 1 | — | — | — | — | — |
| 313320 | Fabric coating mills | 524 | 4 649 | 18 035 | 17 | 7 | 3 | — | 5 | 1 | 1 | — | — | — | — | — |
| 314 | Textile product mills | 4 687 | 30 100 | 125 415 | 248 | 91 | 52 | 45 | 34 | 15 | 10 | 1 | — | — | — | — |
| 3141 | Textile furnishings mills | 2 180 | 12 320 | 51 175 | 101 | 37 | 20 | 18 | 15 | 3 | 7 | 1 | — | — | — | — |
| 31411 | Carpet & rug mills | 49 | 340 | 1 484 | 8 | 5 | 1 | 2 | — | — | — | — | — | — | — | — |
| 314110 | Carpet & rug mills | 49 | 340 | 1 484 | 8 | 5 | 1 | 2 | — | — | — | — | — | — | — | — |
| 31412 | Curtain & linen mills | 2 131 | 11 980 | 49 691 | 93 | 32 | 19 | 16 | 15 | 3 | 7 | 1 | — | — | — | — |
| 314121 | Curtain & drapery mills | 692 | 4 323 | 17 775 | 51 | 23 | 14 | 10 | 2 | 1 | — | — | — | — | — | — |
| 314129 | Other household textile product mills | 1 439 | 7 657 | 31 916 | 42 | 9 | 5 | 6 | 13 | 2 | 7 | — | — | — | — | — |
| 3149 | Other textile product mills | 2 507 | 17 780 | 74 240 | 147 | 54 | 32 | 27 | 19 | 12 | 3 | — | — | — | — | — |
| 31491 | Textile bag & canvas mills | 685 | 5 239 | 22 243 | 56 | 28 | 13 | 7 | 4 | 3 | 1 | — | — | — | — | — |
| 314911 | Textile bag mills | (C) | (D) | (D) | 5 | 1 | — | 1 | — | 3 | — | — | — | — | — | — |
| 314912 | Canvas & related product mills | (E) | (D) | (D) | 51 | 27 | 13 | 6 | 4 | — | 1 | — | — | — | — | — |
| 31499 | All other textile product mills | 1 822 | 12 541 | 51 997 | 91 | 26 | 19 | 20 | 15 | 9 | 2 | — | — | — | — | — |
| 314991 | Rope, cordage & twine mills | (B) | (D) | (D) | 5 | 2 | 1 | — | 2 | — | — | — | — | — | — | — |
| 314992 | Tire cord & tire fabric mills | (A) | (D) | (D) | 1 | — | 1 | — | — | — | — | — | — | — | — | — |
| 314999 | All other miscellaneous textile product mills | (G) | (D) | (D) | 85 | 24 | 17 | 20 | 13 | 9 | 2 | — | — | — | — | — |
| 315 | Apparel manufacturing | 12 103 | 78 621 | 326 516 | 519 | 224 | 82 | 78 | 74 | 30 | 27 | 3 | 1 | — | — | — |
| 3151 | Apparel knitting mills | 752 | 4 096 | 19 371 | 35 | 11 | 6 | 7 | 8 | 1 | 2 | — | — | — | — | — |
| 31511 | Hosiery & sock mills | (B) | (D) | (D) | 2 | — | 1 | 1 | — | — | — | — | — | — | — | — |
| 315111 | Sheer hosiery mills | (A) | (D) | (D) | 1 | — | 1 | — | — | — | — | — | — | — | — | — |
| 315119 | Other hosiery & sock mills | (A) | (D) | (D) | 1 | — | — | 1 | — | — | — | — | — | — | — | — |
| 31519 | Other apparel knitting mills | (F) | (D) | (D) | 33 | 11 | 5 | 6 | 8 | 1 | 2 | — | — | — | — | — |
| 315191 | Outerwear knitting mills | (F) | (D) | (D) | 32 | 10 | 5 | 6 | 8 | 1 | 2 | — | — | — | — | — |
| 315192 | Underwear & nightwear knitting mills | (A) | (D) | (D) | 1 | — | — | — | — | — | — | — | — | — | — | — |
| 3152 | Cut & sew apparel mfg | 10 306 | 68 885 | 283 470 | 397 | 164 | 66 | 64 | 47 | 28 | 24 | 3 | 1 | — | — | — |
| 31521 | Cut & sew apparel contractors | 5 193 | 21 686 | 91 555 | 222 | 91 | 34 | 42 | 23 | 16 | 15 | 1 | — | — | — | — |
| 315211 | Men's, boys' cut & sew apparel contractors | 820 | 4 029 | 15 148 | 22 | 8 | 3 | 1 | 4 | 2 | 4 | — | — | — | — | — |
| 315212 | Women's, girls', infants, cut, sew apparel contr | 4 373 | 17 657 | 76 407 | 200 | 83 | 31 | 41 | 19 | 14 | 11 | 1 | — | — | — | — |
| 31522 | Men's, boys' cut & sew apparel mfg | 1 511 | 11 112 | 35 315 | 29 | 12 | 5 | 2 | 6 | — | 3 | — | 1 | — | — | — |
| 315222 | Men's, boys' cut & sew suit, coat, overcoat mfg | 351 | 1 608 | 7 765 | 8 | 3 | — | 1 | 3 | — | 1 | — | — | — | — | — |
| 315223 | Men's, boys' cut & sew shirt (exc work) mfg | 919 | 7 | | | | | | | | | | | | | |

Table 2. The State—Employees, Payroll, and Establishments by Industry: 2001—Con.

[Excludes most government employees, railroad employees, and self-employed persons. Size class 1 to 4 includes establishments with payroll, but no employees, during mid-March pay period. (D) denotes figures withheld to avoid disclosing data for individual companies; the data are included in broader industry totals. For explanation of terms, abbreviations, and data reliability/comparability, see introductory text]

| NAICS code | Industry | Number of employees for week including March 12 | Payroll (\$1,000) | | Total number of establishments | Number of establishments by employment-size class | | | | | | | | | | | |
|--------------|---|---|-------------------|---------|--------------------------------|---|--------|----------|----------|----------|------------|------------|------------|---------------|---|---|---|
| | | | First quarter | Annual | | 1 to 4 | 5 to 9 | 10 to 19 | 20 to 49 | 50 to 99 | 100 to 249 | 250 to 499 | 500 to 999 | 1,000 or more | | | |
| 31-33 | Manufacturing—Con. | | | | | | | | | | | | | | | | |
| 315 | Apparel manufacturing—Con. | | | | | | | | | | | | | | | | |
| 3152 | Cut & sew apparel mfg—Con. | | | | | | | | | | | | | | | | |
| 31522 | Men's, boys' cut & sew apparel mfg—Con. | | | | | | | | | | | | | | | | |
| 315228 | Men's, boys' cut & sew oth outerwear mfg | (C) | (D) | (D) | 9 | 6 | 1 | — | 1 | — | 1 | — | 1 | — | — | — | — |
| 31523 | Women's, girls' cut & sew apparel mfg | 3 014 | 31 730 | 140 008 | 116 | 46 | 24 | 16 | 14 | 9 | 5 | 2 | — | — | — | — | — |
| 315231 | Women's, girls' cut & sew lingerie mfg | 1 064 | 11 702 | 48 235 | 14 | 4 | 3 | 1 | 1 | 2 | 1 | 2 | — | — | — | — | — |
| 315232 | Women's, girls' cut & sew blouse mfg | 178 | 2 930 | 8 147 | 14 | 5 | 4 | — | — | 1 | — | — | — | — | — | — | — |
| 315233 | Women's, girls' cut & sew dress mfg | 345 | 2 589 | 10 174 | 21 | 12 | 3 | 1 | 2 | 3 | — | — | — | — | — | — | — |
| 315234 | Women's, girls' cut & sew suit, coat, skirt mfg | 669 | 5 014 | 22 786 | 24 | 4 | 6 | 5 | 5 | 3 | 1 | — | — | — | — | — | — |
| 315239 | Women's, girls' cut & sew other outerwear mfg | 758 | 9 495 | 50 666 | 43 | 21 | 8 | 5 | 6 | — | 3 | — | — | — | — | — | — |
| 31529 | Other cut & sew apparel mfg | 588 | 4 357 | 16 592 | 30 | 15 | 3 | 4 | 4 | 3 | 1 | — | — | — | — | — | — |
| 315291 | Infants' cut & sew apparel mfg | (B) | (D) | (D) | 2 | 1 | — | — | 1 | — | — | — | — | — | — | — | — |
| 315292 | Fur & leather apparel mfg | 245 | 2 435 | 8 933 | 8 | 3 | 1 | 1 | 1 | 2 | 1 | — | — | — | — | — | — |
| 315299 | All other cut & sew apparel mfg | (E) | (D) | (D) | 20 | 11 | 2 | 3 | 2 | 1 | 1 | — | — | — | — | — | — |
| 3159 | Apparel accessories & other apparel mfg | 1 045 | 5 640 | 23 675 | 87 | 49 | 10 | 7 | 19 | 1 | 1 | — | — | — | — | — | — |
| 31599 | Apparel accessories & other apparel mfg | 1 045 | 5 640 | 23 675 | 87 | 49 | 10 | 7 | 19 | 1 | 1 | — | — | — | — | — | — |
| 315991 | Hat, cap & millinery mfg | (E) | (D) | (D) | 14 | 4 | 2 | — | 8 | — | — | — | — | — | — | — | — |
| 315992 | Glove & mitten mfg | (A) | (D) | (D) | 1 | — | 1 | — | — | — | — | — | — | — | — | — | — |
| 315993 | Men's & boys' neckwear mfg | (B) | (D) | (D) | 5 | 2 | — | 2 | 1 | — | — | — | — | — | — | — | — |
| 315999 | Other apparel accessories & other apparel mfg | (F) | (D) | (D) | 67 | 43 | 7 | 5 | 10 | 1 | 1 | — | — | — | — | — | — |
| 316 | Leather & allied product mfg | 1 429 | 17 105 | 55 035 | 40 | 20 | 8 | 3 | 3 | 1 | 3 | 2 | — | — | — | — | — |
| 3161 | Leather & hide tanning & finishing | 426 | 5 725 | 20 636 | 7 | 3 | 1 | — | 1 | — | 1 | 1 | — | — | — | — | — |
| 31611 | Leather & hide tanning & finishing | 426 | 5 725 | 20 636 | 7 | 3 | 1 | — | 1 | — | 1 | 1 | — | — | — | — | — |
| 316110 | Leather & hide tanning & finishing | 426 | 5 725 | 20 636 | 7 | 3 | 1 | — | 1 | — | 1 | 1 | — | — | — | — | — |
| 3162 | Footwear mfg | 624 | 7 941 | 20 326 | 5 | 1 | — | 1 | 1 | — | 1 | 1 | — | — | — | — | — |
| 31621 | Footwear mfg | 624 | 7 941 | 20 326 | 5 | 1 | — | 1 | 1 | — | 1 | 1 | — | — | — | — | — |
| 316211 | Rubber & plastics footwear mfg | (C) | (D) | (D) | 1 | — | — | — | — | — | 1 | — | — | — | — | — | — |
| 316212 | House slipper mfg | (E) | (D) | (D) | 1 | — | — | — | — | — | — | 1 | — | — | — | — | — |
| 316213 | Men's footwear (exc athletic) mfg | (A) | (D) | (D) | 2 | 1 | — | — | 1 | — | — | — | — | — | — | — | — |
| 316219 | Other footwear mfg | (B) | (D) | (D) | 1 | — | — | — | 1 | — | — | — | — | — | — | — | — |
| 3169 | Other leather & allied product mfg | 379 | 3 439 | 14 073 | 28 | 16 | 7 | 2 | 1 | 1 | 1 | — | — | — | — | — | — |
| 31699 | Other leather & allied product mfg | 379 | 3 439 | 14 073 | 28 | 16 | 7 | 2 | 1 | 1 | 1 | — | — | — | — | — | — |
| 316991 | Luggage mfg | (B) | (D) | (D) | 6 | 4 | 1 | — | 1 | — | — | — | — | — | — | — | — |
| 316992 | Women's handbag & purse mfg | (C) | (D) | (D) | 5 | 3 | 1 | — | — | — | 1 | — | — | — | — | — | — |
| 316993 | Personal leather good (exc purse) mfg | (B) | (D) | (D) | 4 | 2 | 1 | 1 | — | — | — | — | — | — | — | — | — |
| 316999 | All other leather good mfg | 136 | 515 | 2 078 | 13 | 7 | 4 | 1 | — | 1 | — | — | — | — | — | — | — |
| 321 | Wood product mfg | 3 202 | 25 360 | 111 269 | 165 | 59 | 36 | 32 | 22 | 7 | 9 | — | — | — | — | — | — |
| 3211 | Sawmills & wood preservation | 58 | 506 | 2 740 | 13 | 9 | 2 | 2 | — | — | — | — | — | — | — | — | — |
| 32111 | Sawmills & wood preservation | 58 | 506 | 2 740 | 13 | 9 | 2 | 2 | — | — | — | — | — | — | — | — | — |
| 321113 | Sawmills | (B) | (D) | (D) | 11 | 8 | 2 | 1 | — | — | — | — | — | — | — | — | — |
| 321114 | Wood preservation | (A) | (D) | (D) | 2 | 1 | — | 1 | — | — | — | — | — | — | — | — | — |
| 3212 | Veneer, plywood & engineered wood product mfg | 643 | 5 165 | 22 658 | 15 | 2 | 2 | 1 | 6 | 2 | 2 | — | — | — | — | — | — |
| 32121 | Veneer, plywood & engineered wood product mfg | 643 | 5 165 | 22 658 | 15 | 2 | 2 | 1 | 6 | 2 | 2 | — | — | — | — | — | — |
| 321211 | Hardwood veneer & plywood mfg | (B) | (D) | (D) | 3 | 1 | — | — | 2 | — | — | — | — | — | — | — | — |
| 321214 | Truss mfg | 575 | 4 601 | 20 277 | 11 | 1 | 1 | 1 | 4 | 2 | 2 | — | — | — | — | — | — |
| 321219 | Reconstituted wood product mfg | (A) | (D) | (D) | 1 | — | — | — | — | — | — | — | — | — | — | — | — |
| 3219 | Other wood product mfg | 2 501 | 19 689 | 85 871 | 137 | 48 | 32 | 29 | 16 | 5 | 7 | — | — | — | — | — | — |
| 32191 | Millwork | 1 614 | 13 477 | 56 689 | 71 | 24 | 19 | 11 | 7 | 4 | 6 | — | — | — | — | — | — |
| 321911 | Wood window & door mfg | 851 | 5 930 | 25 431 | 30 | 9 | 7 | 7 | 1 | 2 | 4 | — | — | — | — | — | — |
| 321912 | Cut stock, resawing lumber & planing | (C) | (D) | (D) | 8 | 2 | 5 | — | — | — | 1 | — | — | — | — | — | — |
| 321918 | Other millwork (including flooring) | (F) | (D) | (D) | 33 | 13 | 7 | 4 | 6 | 2 | 1 | — | — | — | — | — | — |
| 32192 | Wood container & pallet mfg | 444 | 2 973 | 12 886 | 37 | 13 | 5 | 12 | 7 | — | — | — | — | — | — | — | — |
| 321920 | Wood container & pallet mfg | 444 | 2 973 | 12 886 | 37 | 13 | 5 | 12 | 7 | — | — | — | — | — | — | — | — |
| 32199 | All other wood product mfg | 443 | 3 239 | 16 296 | 29 | 11 | 8 | 6 | 2 | 1 | 1 | — | — | — | — | — | — |
| 321992 | Prefabricated wood building mfg | 27 | 215 | 1 832 | 7 | 4 | 3 | — | — | — | — | — | — | — | — | — | — |
| 321999 | All other miscellaneous wood product mfg | 416 | 3 024 | 14 464 | 22 | 7 | 5 | 6 | 2 | 1 | 1 | — | — | — | — | — | — |
| 322 | Paper mfg | 16 419 | 165 514 | 658 881 | 246 | 41 | 21 | 34 | 48 | 42 | 51 | 8 | 1 | — | — | — | — |
| 3221 | Pulp, paper & paperboard mills | 2 603 | 36 059 | 145 895 | 14 | 1 | — | — | — | 5 | 5 | 2 | 1 | — | — | — | — |
| 32212 | Paper mills | 2 072 | 29 680 | 120 068 | 7 | — | — | — | — | 1 | 3 | 2 | 1 | — | — | — | — |
| 322121 | Paper (except newsprint) mills | (G) | (D) | (D) | 6 | — | — | — | — | 1 | 3 | 1 | 1 | — | — | — | — |
| 322122 | Newsprint mills | (E) | (D) | (D) | 1 | — | — | — | — | — | — | — | — | — | — | — | — |
| 32213 | Paperboard mills | 531 | 6 379 | 25 827 | 7 | 1 | — | — | — | 4 | 2 | — | — | — | — | — | — |
| 322130 | Paperboard mills | 531 | 6 379 | 25 827 | 7 | 1 | — | — | — | 4 | 2 | — | — | — | — | — | — |
| 3222 | Converted paper product mfg | 13 816 | 129 455 | 512 986 | 232 | 40 | 21 | 34 | 48 | 37 | 46 | 6 | — | — | — | — | — |
| 32221 | Paperboard container mfg | 7 563 | 75 196 | 296 717 | 115 | 22 | 8 | 12 | 25 | 19 | 25 | 4 | — | — | — | — | — |
| 322211 | Corrugated & solid fiber box mfg | 4 705 | 48 009 | 191 813 | 66 | 12 | 3 | 11 | 9 | 12 | 16 | 3 | — | — | — | — | — |
| 322212 | Folding paperboard box mfg | 2 145 | 20 769 | 81 967 | 29 | 7 | 4 | — | 5 | 4 | 8 | 1 | — | — | — | — | — |
| 322213 | Setup paperboard box mfg | (C) | (D) | (D) | 7 | 3 | 1 | — | 1 | 2 | — | — | — | — | — | — | — |
| 322214 | Fiber can, tube, drum & similar products mfg | 390 | 2 856 | 11 490 | 11 | — | — | 1 | 9 | 1 | — | — | — | — | — | — | — |
| 322215 | Nonfolding sanitary food container mfg | (C) | (D) | (D) | 2 | — | — | — | 1 | — | 1 | — | — | — | — | — | — |
| 32222 | Paper bag & coated & treated paper mfg | 3 819 | 34 688 | 137 055 | 62 | 7 | 4 | 14 | 11 | 11 | 13 | 2 | — | — | — | — | — |
| 322221 | Coated & lamnd pkg paper & plastics film mfg | 328 | 2 827 | 10 554 | 6 | — | — | 1 | 3 | 1 | — | — | — | — | — | — | — |
| 322222 | Coated & laminated paper mfg | 1 955 | 19 817 | 80 598 | 38 | 6 | 4 | 10 | 3 | 7 | 7 | 1 | — | — | — | — | — |
| 322223 | Plastics, foil, & coated paper bag mfg | (E) | (D) | (D) | 5 | 1 | — | 2 | — | 1 | 1 | — | — | — | — | — | — |
| 322224 | Uncoated paper & multiwall bag mfg | (E) | (D) | (D) | 2 | — | — | — | 1 | — | — | — | — | — | — | — | — |
| 322225 | Laminated aluminum foil mfg for flexible pkg | (E) | (D) | (D) | 4 | — | — | — | 1 | 2 | 1 | — | — | — | — | — | — |
| 322226 | Surface-coated paperboard mfg | 555 | 3 998 | 14 903 | 7 | — | — | 1 | 3 | — | 3 | — | — | — | — | — | — |
| 32223 | Stationery product mfg | 1 492 | 13 538 | 54 376 | 30 | 5 | 7 | 4 | 7 | | | | | | | | |

Table 2. The State—Employees, Payroll, and Establishments by Industry: 2001—Con.

[Excludes most government employees, railroad employees, and self-employed persons. Size class 1 to 4 includes establishments with payroll, but no employees, during mid-March pay period. (D) denotes figures withheld to avoid disclosing data for individual companies; the data are included in broader industry totals. For explanation of terms, abbreviations, and data reliability/comparability, see introductory text]

| NAICS code | Industry | Number of employees for week including March 12 | Payroll (\$1,000) | | Total number of establishments | Number of establishments by employment-size class | | | | | | | | | | | |
|--------------|---|---|-------------------|-----------|--------------------------------|---|--------|----------|----------|----------|------------|------------|------------|---------------|---|---|---|
| | | | First quarter | Annual | | 1 to 4 | 5 to 9 | 10 to 19 | 20 to 49 | 50 to 99 | 100 to 249 | 250 to 499 | 500 to 999 | 1,000 or more | | | |
| 31-33 | Manufacturing—Con. | | | | | | | | | | | | | | | | |
| 322 | Paper mfg—Con. | | | | | | | | | | | | | | | | |
| 3222 | Converted paper product mfg—Con. | | | | | | | | | | | | | | | | |
| 32229 | Other converted paper product mfg | 942 | 6 033 | 24 838 | 25 | 6 | 2 | 4 | 5 | 6 | 2 | — | — | — | — | — | — |
| 322291 | Sanitary paper product mfg | (C) | (D) | (D) | 4 | — | 1 | — | 1 | 2 | — | — | — | — | — | — | — |
| 322299 | All other converted paper product mfg .. | (F) | (D) | (D) | 21 | 6 | 1 | 4 | 4 | 4 | 2 | — | — | — | — | — | — |
| 323 | Printing & related support activities | 30 471 | 316 060 | 1 237 213 | 1 456 | 617 | 314 | 205 | 181 | 80 | 41 | 14 | 4 | — | — | — | — |
| 3231 | Printing & related support activities | 30 471 | 316 060 | 1 237 213 | 1 456 | 617 | 314 | 205 | 181 | 80 | 41 | 14 | 4 | — | — | — | — |
| 32311 | Printing | 26 363 | 276 472 | 1 083 293 | 1 257 | 539 | 279 | 174 | 149 | 66 | 32 | 14 | 4 | — | — | — | — |
| 323110 | Commercial lithographic printing | 14 162 | 170 844 | 664 921 | 567 | 211 | 127 | 86 | 81 | 34 | 18 | 8 | 2 | — | — | — | — |
| 323111 | Commercial gravure printing | 371 | 3 899 | 16 208 | 17 | 7 | 5 | — | 2 | 2 | 1 | — | — | — | — | — | — |
| 323112 | Commercial flexographic printing | 553 | 5 089 | 20 654 | 31 | 8 | 5 | 8 | 8 | 2 | — | — | — | — | — | — | — |
| 323113 | Commercial screen printing | 3 423 | 21 895 | 87 626 | 148 | 62 | 29 | 25 | 18 | 6 | 1 | 1 | — | — | — | — | — |
| 323114 | Quick printing | 2 251 | 20 668 | 80 992 | 273 | 158 | 64 | 32 | 10 | 7 | 2 | — | — | — | — | — | — |
| 323115 | Digital printing | 238 | 2 295 | 9 681 | 14 | 3 | 5 | 3 | 2 | 1 | — | — | — | — | — | — | — |
| 323116 | Manifold business form printing | 1 252 | 10 942 | 44 556 | 30 | 10 | 6 | 2 | 6 | 4 | — | 2 | — | — | — | — | — |
| 323117 | Book printing | 469 | 4 542 | 18 071 | 22 | 5 | 6 | 3 | 5 | 2 | 1 | — | — | — | — | — | — |
| 323118 | Blankbook, loose-leaf binder & device mfg | 317 | 1 825 | 6 791 | 13 | 1 | 3 | 2 | 5 | 2 | — | — | — | — | — | — | — |
| 323119 | Other commercial printing | 3 327 | 34 473 | 133 793 | 142 | 74 | 29 | 13 | 12 | 6 | 4 | 3 | 1 | — | — | — | — |
| 32312 | Printing support activities | 4 108 | 39 588 | 153 920 | 199 | 78 | 35 | 31 | 32 | 14 | 9 | — | — | — | — | — | — |
| 323121 | Tradebinding & related work | 2 061 | 14 826 | 59 147 | 64 | 18 | 9 | 12 | 11 | 5 | — | — | — | — | — | — | — |
| 323122 | Prepress services | 2 047 | 24 762 | 94 773 | 135 | 60 | 26 | 22 | 20 | 3 | 4 | — | — | — | — | — | — |
| 324 | Petroleum & coal products mfg | 3 410 | 59 489 | 228 038 | 67 | 20 | 17 | 8 | 10 | 7 | 1 | 2 | 2 | — | — | — | — |
| 3241 | Petroleum & coal products mfg | 3 410 | 59 489 | 228 038 | 67 | 20 | 17 | 8 | 10 | 7 | 1 | 2 | 2 | — | — | — | — |
| 32411 | Petroleum refineries | 2 165 | 42 393 | 156 045 | 8 | 1 | — | — | 1 | 3 | — | 1 | 2 | — | — | — | — |
| 324110 | Petroleum refineries | 2 165 | 42 393 | 156 045 | 8 | 1 | — | — | 1 | 3 | — | 1 | 2 | — | — | — | — |
| 32412 | Asphalt paving, roofing & saturated mat mfg | 554 | 5 904 | 29 329 | 45 | 16 | 14 | 7 | 6 | 2 | — | — | — | — | — | — | — |
| 324121 | Asphalt paving mixture & block mfg | 345 | 3 622 | 19 298 | 38 | 14 | 14 | 5 | 5 | — | — | — | — | — | — | — | — |
| 324122 | Asphalt shingle & coating materials mfg .. | 209 | 2 282 | 10 031 | 7 | 2 | — | 2 | 1 | 2 | — | — | — | — | — | — | — |
| 32419 | Other petroleum & coal products mfg | 691 | 11 192 | 42 664 | 14 | 3 | 3 | 1 | 3 | 2 | 1 | 1 | — | — | — | — | — |
| 324191 | Petroleum lubricating oil & grease mfg .. | (F) | (D) | (D) | 13 | 3 | 3 | — | 3 | 2 | 1 | — | — | — | — | — | — |
| 324199 | All other petroleum & coal products mfg | (A) | (D) | (D) | 1 | — | — | 1 | — | — | — | — | — | — | — | — | — |
| 325 | Chemical mfg | 66 604 | 1 151 295 | 4 575 509 | 750 | 138 | 111 | 104 | 165 | 111 | 76 | 27 | 10 | 8 | — | — | — |
| 3251 | Basic chemical mfg | 8 179 | 135 312 | 539 703 | 126 | 15 | 16 | 16 | 33 | 24 | 16 | 5 | — | 1 | — | — | — |
| 32511 | Petrochemical mfg | (A) | (D) | (D) | 1 | — | — | 1 | — | — | — | — | — | — | — | — | — |
| 325110 | Petrochemical mfg | (A) | (D) | (D) | 1 | — | — | 1 | — | — | — | — | — | — | — | — | — |
| 32512 | Industrial gas mfg | (D) | (D) | (D) | 12 | 3 | 2 | 2 | 3 | 1 | — | — | — | 1 | — | — | — |
| 325120 | Industrial gas mfg | (G) | (D) | (D) | 12 | 3 | 2 | 2 | 3 | 1 | — | — | — | 1 | — | — | — |
| 32513 | Synthetic dye & pigment mfg | (F) | (D) | (D) | 23 | 3 | 4 | 3 | 9 | 2 | 2 | — | — | — | — | — | — |
| 325131 | Inorganic dye & pigment mfg | (A) | (D) | (D) | 2 | 1 | — | 1 | — | — | — | — | — | — | — | — | — |
| 325132 | Synthetic organic dye & pigment mfg | (F) | (D) | (D) | 21 | 2 | 4 | 2 | 9 | 2 | 2 | — | — | — | — | — | — |
| 32518 | Other basic inorganic chemical mfg | (G) | (D) | (D) | 26 | 4 | 1 | 4 | 5 | 6 | 6 | — | — | — | — | — | — |
| 325181 | Alkalies & chlorine mfg | (A) | (D) | (D) | 1 | — | 1 | — | — | — | — | — | — | — | — | — | — |
| 325188 | All other basic inorganic chemical mfg .. | (G) | (D) | (D) | 25 | 4 | — | 4 | 5 | 6 | 6 | — | — | — | — | — | — |
| 32519 | Other basic organic chemical mfg | 4 517 | 71 577 | 287 935 | 64 | 5 | 9 | 6 | 16 | 15 | 8 | 5 | — | — | — | — | — |
| 325191 | Gum & wood chemical mfg | (B) | (D) | (D) | 2 | — | 1 | — | 1 | — | — | — | — | — | — | — | — |
| 325192 | Cyclic crude & intermediate mfg | 476 | 9 834 | 38 875 | 6 | 1 | — | 1 | — | 3 | — | 1 | — | — | — | — | — |
| 325193 | Ethyl alcohol mfg | (B) | (D) | (D) | 3 | 1 | 1 | 1 | — | — | — | — | — | — | — | — | — |
| 325199 | All other basic organic chemical mfg | 3 992 | 61 295 | 248 035 | 53 | 3 | 7 | 4 | 15 | 12 | 8 | 4 | — | — | — | — | — |
| 3252 | Resin, syn rubber, artf & syn fibers, fil mfg .. | 1 880 | 33 085 | 121 671 | 32 | 6 | 1 | 1 | 10 | 7 | 7 | — | — | — | — | — | — |
| 32521 | Resin & synthetic rubber mfg | (G) | (D) | (D) | 30 | 4 | 1 | 1 | 10 | 7 | 7 | — | — | — | — | — | — |
| 325211 | Plastics material & resin mfg | (G) | (D) | (D) | 24 | 1 | — | 1 | 9 | 7 | 6 | — | — | — | — | — | — |
| 325212 | Synthetic rubber mfg | (C) | (D) | (D) | 6 | 3 | 1 | — | 1 | — | 1 | — | — | — | — | — | — |
| 32522 | Artificial & synthetic fibers, filaments mfg .. | (A) | (D) | (D) | 2 | 2 | — | — | — | — | — | — | — | — | — | — | — |
| 325222 | Noncellulosic organic fiber mfg | (A) | (D) | (D) | 2 | 2 | — | — | — | — | — | — | — | — | — | — | — |
| 3253 | Pesticide, fertilizer & oth ag chemical mfg ... | 461 | 3 014 | 15 168 | 21 | 11 | 4 | 3 | 2 | — | — | 1 | — | — | — | — | — |
| 32531 | Fertilizer mfg | (C) | (D) | (D) | 18 | 11 | 3 | 2 | 2 | — | — | — | — | — | — | — | — |
| 325312 | Phosphatic fertilizer mfg | (B) | (D) | (D) | 1 | — | — | — | 1 | — | — | — | — | — | — | — | — |
| 325314 | Fertilizer (mixing only) mfg | (B) | (D) | (D) | 17 | 11 | 3 | 2 | 1 | — | — | — | — | — | — | — | — |
| 32532 | Pesticide & other agricultural chemical mfg .. | (E) | (D) | (D) | 3 | — | 1 | 1 | — | — | — | 1 | — | — | — | — | — |
| 325320 | Pesticide & other agricultural chemical mfg .. | (E) | (D) | (D) | 3 | — | 1 | 1 | — | — | — | 1 | — | — | — | — | — |
| 3254 | Pharmaceutical & medicine mfg | 33 176 | 673 443 | 2 781 685 | 159 | 30 | 13 | 23 | 33 | 18 | 22 | 11 | 3 | 6 | — | — | — |
| 32541 | Pharmaceutical & medicine mfg | 33 176 | 673 443 | 2 781 685 | 159 | 30 | 13 | 23 | 33 | 18 | 22 | 11 | 3 | 6 | — | — | — |
| 325411 | Medicinal & botanical mfg | (H) | (D) | (D) | 29 | 6 | 3 | 5 | 2 | 7 | 3 | 2 | — | 1 | — | — | — |
| 325412 | Pharmaceutical preparation mfg | 28 249 | 584 749 | 2 436 937 | 107 | 19 | 8 | 15 | 24 | 8 | 17 | 9 | 2 | 5 | — | — | — |
| 325413 | In-vitro diagnostic substance mfg | (G) | (D) | (D) | 14 | 2 | 1 | 3 | 4 | 1 | 2 | — | 1 | — | — | — | — |
| 325414 | Biological product (exc diagnostic) mfg .. | 254 | 5 202 | 25 292 | 9 | 3 | 1 | — | 3 | 2 | — | — | — | — | — | — | — |
| 3255 | Paint, coating & adhesive mfg | 3 062 | 36 970 | 142 734 | 109 | 19 | 27 | 18 | 22 | 18 | 5 | — | — | — | — | — | — |
| 32551 | Paint & coating mfg | 1 846 | 22 135 | 84 264 | 63 | 11 | 17 | 8 | 14 | 9 | 4 | — | — | — | — | — | — |
| 325510 | Paint & coating mfg | 1 846 | 22 135 | 84 264 | 63 | 11 | 17 | 8 | 14 | 9 | 4 | — | — | — | — | — | — |
| 32552 | Adhesive mfg | 1 216 | 14 835 | 58 470 | 46 | 8 | 10 | 10 | 8 | 9 | 1 | — | — | — | — | — | — |
| 325520 | Adhesive mfg | 1 216 | 14 835 | 58 470 | 46 | 8 | 10 | 10 | 8 | 9 | 1 | — | — | — | — | — | — |
| 3256 | Soap, cleaners & toilet preparation mfg | 15 163 | 215 073 | 756 228 | 165 | 30 | 25 | 21 | 31 | 22 | 20 | 8 | 7 | 1 | — | — | — |
| 32561 | Soap & cleaning compound mfg | 3 560 | 46 622 | 180 892 | 83 | 18 | 15 | 13 | 18 | 9 | 7 | 3 | — | — | — | — | — |
| 325611 | Soap & other detergent mfg | 1 742 | 24 542 | 94 192 | 37 | 5 | 7 | 10 | 3 | 4 | 1 | — | — | — | — | — | — |
| 325612 | Polish & other sanitation goods mfg | 1 233 | 13 061 | 51 092 | 29 | 9 | 4 | 6 | 4 | 2 | 2 | — | — | — | — | — | — |
| 325613 | Surface active agent mfg | 585 | 9 019 | 35 608 | 17 | 4 | — | — | 4 | 4 | 1 | — | — | — | — | — | — |
| 32562 | Toilet preparation mfg | 11 603 | | | | | | | | | | | | | | | |

Table 2. The State—Employees, Payroll, and Establishments by Industry: 2001—Con.

[Excludes most government employees, railroad employees, and self-employed persons. Size class 1 to 4 includes establishments with payroll, but no employees, during mid-March pay period. (D) denotes figures withheld to avoid disclosing data for individual companies; the data are included in broader industry totals. For explanation of terms, abbreviations, and data reliability/comparability, see introductory text]

| NAICS code | Industry | Number of employees for week including March 12 | Payroll (\$1,000) | | Total number of establishments | Number of establishments by employment-size class | | | | | | | | | | | |
|--------------|--|---|-------------------|-----------|--------------------------------|---|--------|----------|----------|----------|------------|------------|------------|---------------|--|--|--|
| | | | First quarter | Annual | | 1 to 4 | 5 to 9 | 10 to 19 | 20 to 49 | 50 to 99 | 100 to 249 | 250 to 499 | 500 to 999 | 1,000 or more | | | |
| 31-33 | Manufacturing—Con. | | | | | | | | | | | | | | | | |
| 326 | Plastics & rubber products mfg | 30 032 | 257 461 | 1 039 428 | 557 | 85 | 67 | 95 | 142 | 86 | 68 | 10 | 3 | 1 | | | |
| 3261 | Plastics product mfg | 27 246 | 233 097 | 940 822 | 482 | 72 | 54 | 78 | 123 | 81 | 61 | 9 | 3 | 1 | | | |
| 32611 | Unsupported plastics film, sheet, & bag mfg | 4 269 | 39 460 | 158 352 | 86 | 11 | 11 | 10 | 23 | 18 | 12 | 1 | — | — | | | |
| 326111 | Unsupported plastics bag mfg | 1 467 | 11 651 | 47 928 | 29 | 4 | 5 | 2 | 7 | 7 | 3 | 1 | — | — | | | |
| 326112 | Unsupported plastics packaging film and sheet mfg | 213 | 1 793 | 7 001 | 7 | — | 1 | 2 | 3 | 1 | — | — | — | — | | | |
| 326113 | Unsupported plastics film and sheet (except packaging) mfg | 2 589 | 26 016 | 103 423 | 50 | 7 | 5 | 6 | 13 | 10 | 9 | — | — | — | | | |
| 32612 | Plastics pipe, pipe fitting, & unsupported profile shape mfg | 2 046 | 20 579 | 80 555 | 45 | 7 | 4 | 5 | 12 | 14 | 3 | — | — | — | | | |
| 326121 | Unsupported plastics profile shape mfg | 1 698 | 18 212 | 70 121 | 37 | 6 | 3 | 5 | 9 | 11 | 3 | — | — | — | | | |
| 326122 | Plastics pipe & pipe fitting mfg | 348 | 2 367 | 10 434 | 8 | 1 | 1 | — | 3 | 3 | — | — | — | — | | | |
| 32613 | Laminated plastics plate, sheet & shape mfg | 538 | 5 674 | 25 010 | 22 | 8 | 4 | 1 | 5 | 3 | 1 | — | — | — | | | |
| 326130 | Laminated plastics plate, sheet & shape mfg | 538 | 5 674 | 25 010 | 22 | 8 | 4 | 1 | 5 | 3 | 1 | — | — | — | | | |
| 32614 | Polystyrene foam product mfg | 416 | 3 316 | 13 036 | 12 | 2 | 3 | 2 | 2 | 2 | 1 | — | — | — | | | |
| 326140 | Polystyrene foam product mfg | 416 | 3 316 | 13 036 | 12 | 2 | 3 | 2 | 2 | 2 | 1 | — | — | — | | | |
| 32615 | Foam product (exc polystyrene) mfg | 877 | 7 211 | 26 913 | 15 | 3 | 1 | 2 | 3 | 3 | 3 | — | — | — | | | |
| 326150 | Foam product (exc polystyrene) mfg | 877 | 7 211 | 26 913 | 15 | 3 | 1 | 2 | 3 | 3 | 3 | — | — | — | | | |
| 32616 | Plastics bottle mfg | 1 758 | 18 233 | 67 176 | 22 | 2 | 1 | 3 | 5 | 4 | 6 | 1 | — | — | | | |
| 326160 | Plastics bottle mfg | 1 758 | 18 233 | 67 176 | 22 | 2 | 1 | 3 | 5 | 4 | 6 | 1 | — | — | | | |
| 32619 | Other plastics product mfg | 17 342 | 138 624 | 569 780 | 280 | 39 | 30 | 55 | 73 | 37 | 35 | 7 | 3 | 1 | | | |
| 326191 | Plastics plumbing fixture mfg | (C) | (D) | (D) | 5 | 2 | 1 | — | 1 | — | 1 | — | — | — | | | |
| 326192 | Resilient floor covering mfg | (G) | (D) | (D) | 4 | 1 | — | — | — | — | 1 | 1 | 1 | — | | | |
| 326199 | All other plastics product mfg | 15 824 | 118 745 | 496 786 | 271 | 36 | 29 | 55 | 72 | 37 | 33 | 6 | 2 | 1 | | | |
| 3262 | Rubber product mfg | 2 786 | 24 364 | 98 606 | 75 | 13 | 13 | 17 | 19 | 5 | 7 | 1 | — | — | | | |
| 32621 | Tire mfg | 289 | 1 909 | 10 131 | 14 | 7 | 2 | 3 | 1 | — | 1 | — | — | — | | | |
| 326212 | Tire retreading | 289 | 1 909 | 10 131 | 14 | 7 | 2 | 3 | 1 | — | 1 | — | — | — | | | |
| 32622 | Rubber & plastics hoses & belting mfg | 82 | 734 | 2 762 | 4 | — | — | 2 | 2 | — | — | — | — | — | | | |
| 326220 | Rubber & plastics hoses & belting mfg | 82 | 734 | 2 762 | 4 | — | — | 2 | 2 | — | — | — | — | — | | | |
| 32629 | Other rubber product mfg | 2 415 | 21 721 | 85 713 | 57 | 6 | 11 | 12 | 16 | 5 | 6 | 1 | — | — | | | |
| 326291 | Rubber product mfg for mechanical use | 856 | 8 499 | 32 215 | 28 | 4 | 4 | 9 | 8 | 1 | 2 | — | — | — | | | |
| 326299 | All other rubber product mfg | 1 559 | 13 222 | 53 498 | 29 | 2 | 7 | 3 | 8 | 4 | 4 | 1 | — | — | | | |
| 327 | Nonmetallic mineral product mfg | 13 793 | 131 881 | 556 670 | 348 | 88 | 46 | 62 | 88 | 34 | 20 | 7 | 3 | — | | | |
| 3271 | Clay product & refractory mfg | 1 857 | 15 223 | 58 658 | 44 | 15 | 5 | 9 | 9 | — | 4 | 2 | — | — | | | |
| 32711 | Pottery, ceramics & plumbing fixture mfg .. | 1 577 | 12 726 | 48 395 | 26 | 9 | 2 | 5 | 4 | — | 4 | 2 | — | — | | | |
| 327111 | Vitreous plumbing fixtures, access, fitting mfg | 565 | 4 541 | 15 953 | 4 | — | — | 1 | — | — | 2 | 1 | — | — | | | |
| 327112 | Vitreous china & other pottery product mfg | 798 | 6 282 | 25 482 | 16 | 8 | 2 | 2 | 2 | — | 1 | 1 | — | — | | | |
| 327113 | Porcelain electrical supply mfg | 214 | 1 903 | 6 960 | 6 | 1 | — | 2 | 2 | — | 1 | — | — | — | | | |
| 32712 | Clay building material & refractories mfg .. | 280 | 2 497 | 10 263 | 18 | 6 | 3 | 4 | 5 | — | — | — | — | — | | | |
| 327121 | Brick & structural clay tile mfg | 91 | 911 | 3 633 | 3 | — | — | 1 | 2 | — | — | — | — | — | | | |
| 327122 | Ceramic wall & floor tile mfg | 63 | 362 | 1 460 | 6 | 2 | 2 | 1 | 1 | — | — | — | — | — | | | |
| 327123 | Other structural clay product mfg | (A) | (D) | (D) | 2 | 1 | 1 | — | — | — | — | — | — | — | | | |
| 327124 | Clay refractory mfg | 61 | 535 | 2 466 | 5 | 3 | — | 1 | 1 | — | — | — | — | — | | | |
| 327125 | Nonclay refractory mfg | (B) | (D) | (D) | 2 | — | — | 1 | 1 | — | — | — | — | — | | | |
| 3272 | Glass & glass product mfg | 6 334 | 62 033 | 238 745 | 100 | 34 | 12 | 11 | 18 | 9 | 9 | 4 | 3 | — | | | |
| 32721 | Glass & glass product mfg | 6 334 | 62 033 | 238 745 | 100 | 34 | 12 | 11 | 18 | 9 | 9 | 4 | 3 | — | | | |
| 327211 | Flat glass mfg | (C) | (D) | (D) | 2 | 1 | — | — | — | — | 1 | — | — | — | | | |
| 327212 | Other pressed & blown glass & glassware mfg | (G) | (D) | (D) | 14 | 3 | 4 | 2 | 2 | 1 | — | — | 2 | — | | | |
| 327213 | Glass container mfg | (G) | (D) | (D) | 5 | — | — | — | — | — | 2 | 2 | 1 | — | | | |
| 327215 | Glass product mfg made of purchased glass | 2 889 | 25 088 | 98 954 | 79 | 30 | 8 | 9 | 16 | 8 | 6 | 2 | — | — | | | |
| 3273 | Cement & concrete product mfg | 3 947 | 36 266 | 184 410 | 137 | 27 | 13 | 31 | 41 | 19 | 6 | — | — | — | | | |
| 32731 | Cement mfg | 34 | 395 | 1 678 | 5 | 3 | — | 1 | 1 | — | — | — | — | — | | | |
| 327310 | Cement mfg | 34 | 395 | 1 678 | 5 | 3 | — | 1 | 1 | — | — | — | — | — | | | |
| 32732 | Ready-mix concrete mfg | 1 583 | 15 165 | 85 263 | 58 | 7 | 3 | 17 | 25 | 5 | 1 | — | — | — | | | |
| 327320 | Ready-mix concrete mfg | 1 583 | 15 165 | 85 263 | 58 | 7 | 3 | 17 | 25 | 5 | 1 | — | — | — | | | |
| 32733 | Concrete pipe, brick & block mfg | 1 211 | 11 838 | 56 845 | 27 | 6 | 3 | 4 | 4 | 6 | 4 | — | — | — | | | |
| 327331 | Concrete block & brick mfg | 1 035 | 10 046 | 49 411 | 21 | 4 | 1 | 4 | 4 | 4 | 4 | — | — | — | | | |
| 327332 | Concrete pipe mfg | 176 | 1 792 | 7 434 | 6 | 2 | 2 | — | — | 2 | — | — | — | — | | | |
| 32739 | Other concrete product mfg | 1 119 | 8 868 | 40 624 | 47 | 11 | 7 | 9 | 11 | 8 | 1 | — | — | — | | | |
| 327390 | Other concrete product mfg | 1 119 | 8 868 | 40 624 | 47 | 11 | 7 | 9 | 11 | 8 | 1 | — | — | — | | | |
| 3274 | Lime & gypsum product mfg | 450 | 5 454 | 20 735 | 7 | — | — | 1 | 1 | 4 | 1 | — | — | — | | | |
| 32741 | Lime mfg | (B) | (D) | (D) | 1 | — | — | — | — | 1 | — | — | — | — | | | |
| 327410 | Lime mfg | (B) | (D) | (D) | 1 | — | — | — | — | 1 | — | — | — | — | | | |
| 32742 | Gypsum product mfg | (E) | (D) | (D) | 6 | — | — | 1 | 1 | 3 | 1 | — | — | — | | | |
| 327420 | Gypsum product mfg | (E) | (D) | (D) | 6 | — | — | 1 | 1 | 3 | 1 | — | — | — | | | |
| 3279 | Other nonmetallic mineral product mfg | 1 205 | 12 905 | 54 122 | 60 | 12 | 16 | 10 | 19 | 2 | — | 1 | — | — | | | |
| 32791 | Abrasive product mfg | 228 | 2 521 | 9 857 | 13 | 1 | 4 | 2 | 6 | — | — | — | — | — | | | |
| 327910 | Abrasive product mfg | 228 | 2 521 | 9 857 | 13 | 1 | 4 | 2 | 6 | — | — | — | — | — | | | |
| 32799 | All other nonmetallic mineral product mfg .. | 977 | 10 384 | 44 265 | 47 | 11 | 12 | 8 | 13 | 2 | — | 1 | — | — | | | |
| 327991 | Cut stone & stone product mfg | 184 | 1 433 | 6 152 | 19 | 5 | 7 | 4 | 3 | — | — | — | — | — | | | |
| 327992 | Ground or treated mineral & earth mfg .. | 260 | 3 211 | 13 123 | 11 | 1 | 2 | 3 | 4 | 1 | — | — | — | — | | | |
| 327993 | Mineral wool mfg | 370 | 4 003 | 18 026 | 7 | 1 | 1 | 1 | 3 | — | — | 1 | — | — | | | |
| 327999 | All oth misc nonmetallic mineral product mfg | 163 | 1 737 | 6 964 | 10 | 4 | 2 | — | 3 | 1 | — | — | — | — | | | |
| 331 | Primary metal mfg | 9 526 | 103 714 | 411 667 | 158 | 40 | 16 | 23 | 33 | 22 | 14 | 8 | 2 | — | | | |
| 3311 | Iron & steel mills & ferroalloy mfg | 1 370 | 21 012 | 72 065 | 29 | 14 | 4 | 2 | 4 | 1 | 1 | 3 | — | — | | | |
| 33111 | Iron & steel mills & ferroalloy mfg | 1 370 | 21 012 | 72 065 | 29 | 14 | 4 | 2 | 4 | 1 | 1 | 3 | — | — | | | |
| 331111 | Iron & steel mills | (G) | (D) | (D) | 28 | 14 | 4 | 2 | 4 | 1 | — | 3 | — | — | | | |
| 331112 | Electrometallurgical ferroalloy product mfg | (C) | (D) | (D) | 1 | — | — | — | — | — | 1 | — | — | — | | | |
| 3312 | Steel product mfg from purchased steel | 993 | 9 126 | 36 965 | 22 | 10 | — | 3 | 2 | 3 | 4 | — | — | — | | | |
| 33121 | Iron, steel pipe & tube mfg from purchased steel | 326 | 3 666 | 15 257 | 8 | 4 | — | 1 | 1 | — | 2 | — | — | — | | | |
| 331210 | Iron, steel pipe & tube mfg from purchased steel | 326 | 3 666 | 15 257 | 8 | 4 | — | 1 | 1 | — | 2 | — | — | — | | | |

Table 2. The State—Employees, Payroll, and Establishments by Industry: 2001—Con.

[Excludes most government employees, railroad employees, and self-employed persons. Size class 1 to 4 includes establishments with payroll, but no employees, during mid-March pay period. (D) denotes figures withheld to avoid disclosing data for individual companies; the data are included in broader industry totals. For explanation of terms, abbreviations, and data reliability/comparability, see introductory text]

| NAICS code | Industry | Number of employees for week including March 12 | Payroll (\$1,000) | | Total number of establishments | Number of establishments by employment-size class | | | | | | | | | | | |
|--------------|--|---|-------------------|-----------|--------------------------------|---|--------|----------|----------|----------|------------|------------|------------|---------------|---|---|---|
| | | | First quarter | Annual | | 1 to 4 | 5 to 9 | 10 to 19 | 20 to 49 | 50 to 99 | 100 to 249 | 250 to 499 | 500 to 999 | 1,000 or more | | | |
| 31-33 | Manufacturing—Con. | | | | | | | | | | | | | | | | |
| 331 | Primary metal mfg—Con. | | | | | | | | | | | | | | | | |
| 3312 | Steel product mfg from purchased steel—Con. | | | | | | | | | | | | | | | | |
| 33122 | Rolling & drawing of purchased steel | 667 | 5 460 | 21 708 | 14 | 6 | — | 2 | 1 | 3 | 2 | — | — | — | — | — | — |
| 331221 | Rolled steel shape mfg | (B) | (D) | (D) | 4 | 3 | — | 1 | — | — | — | — | — | — | — | — | — |
| 331222 | Steel wire drawing | (F) | (D) | (D) | 10 | 3 | — | 1 | 1 | 3 | 2 | — | — | — | — | — | — |
| 3313 | Alumina & aluminum production & processing | 1 055 | 10 072 | 37 369 | 10 | 2 | 2 | 1 | 2 | 1 | 1 | — | 1 | — | — | — | — |
| 33131 | Alumina & aluminum production & processing | 1 055 | 10 072 | 37 369 | 10 | 2 | 2 | 1 | 2 | 1 | 1 | — | 1 | — | 1 | — | — |
| 331312 | Primary aluminum production | (A) | (D) | (D) | 1 | — | — | — | — | — | — | — | — | — | — | — | — |
| 331314 | Secondary smelting & alloying of aluminum | (B) | (D) | (D) | 2 | — | 1 | — | 1 | — | — | — | — | — | — | — | — |
| 331315 | Aluminum sheet, plate & foil mfg | (C) | (D) | (D) | 1 | — | — | — | — | — | 1 | — | — | — | — | — | — |
| 331316 | Aluminum extruded product mfg | 882 | 8 059 | 29 602 | 4 | 1 | — | — | 1 | 1 | — | — | — | — | 1 | — | — |
| 331319 | Other aluminum rolling & drawing | (A) | (D) | (D) | 2 | 1 | — | — | 1 | — | — | — | — | — | — | — | — |
| 3314 | Nonferrous (exc alum) production & processing | 2 989 | 33 169 | 127 817 | 50 | 6 | 7 | 7 | 13 | 10 | 5 | 2 | — | — | — | — | — |
| 33141 | Nonferrous (exc aluminum) smelting & refining | 631 | 7 593 | 25 477 | 10 | 1 | 3 | 2 | 2 | 1 | — | 1 | — | — | — | — | — |
| 331419 | Other nonferrous metal prim smelting, refining | 631 | 7 593 | 25 477 | 10 | 1 | 3 | 2 | 2 | 1 | — | 1 | — | — | — | — | — |
| 33142 | Copper rolling, drawing, extruding & alloying | 919 | 8 998 | 32 680 | 14 | 2 | — | — | 4 | 6 | 2 | — | — | — | — | — | — |
| 331421 | Copper rolling, drawing & extruding | 654 | 6 224 | 22 431 | 9 | 1 | — | — | 3 | 3 | 2 | — | — | — | — | — | — |
| 331422 | Copper wire (except mechanical) drawing | (B) | (D) | (D) | 2 | 1 | — | — | — | 1 | — | — | — | — | — | — | — |
| 331423 | Secondary smelting, refining, alloying of copper | (C) | (D) | (D) | 3 | — | — | — | 1 | 2 | — | — | — | — | — | — | — |
| 33149 | Other nonferrous roll, draw, extruding, alloying | 1 439 | 16 578 | 69 660 | 26 | 3 | 4 | 5 | 7 | 3 | 3 | 1 | — | — | — | — | — |
| 331491 | Other nonferrous metal roll, draw, extruding | 1 007 | 12 353 | 49 848 | 15 | 2 | 2 | 3 | 4 | 1 | 2 | 1 | — | — | — | — | — |
| 331492 | Oth nonferrous secondary smelt, refine, alloying | 432 | 4 225 | 19 812 | 11 | 1 | 2 | 2 | 3 | 2 | 1 | — | — | — | — | — | — |
| 3315 | Foundries | 3 119 | 30 335 | 137 451 | 47 | 8 | 3 | 10 | 12 | 7 | 3 | 3 | 1 | — | — | 1 | — |
| 33151 | Ferrous metal foundries | 2 076 | 21 761 | 102 936 | 17 | 5 | — | 3 | 3 | 1 | 1 | 3 | 1 | — | — | 1 | — |
| 331511 | Iron foundries | 1 042 | 11 767 | 49 698 | 11 | 4 | — | 2 | 1 | — | 1 | 3 | — | — | — | — | — |
| 331512 | Steel investment foundries | (G) | (D) | (D) | 5 | 1 | — | 1 | 1 | 1 | — | — | — | — | — | 1 | — |
| 331513 | Steel foundries (except investment) | (B) | (D) | (D) | 1 | — | — | — | 1 | — | — | — | — | — | — | — | — |
| 33152 | Nonferrous metal foundries | 1 043 | 8 574 | 34 515 | 30 | 3 | 3 | 7 | 9 | 6 | 2 | — | — | — | — | — | — |
| 331521 | Aluminum die-casting foundries | (C) | (D) | (D) | 2 | — | — | — | 1 | — | 1 | — | — | — | — | — | — |
| 331522 | Nonferrous (exc alum) die-casting foundries | 232 | 1 590 | 8 157 | 6 | — | — | 1 | 3 | 2 | — | — | — | — | — | — | — |
| 331524 | Aluminum foundries (except die-casting) | 378 | 3 142 | 11 869 | 12 | 2 | 2 | 4 | 1 | 2 | 1 | — | — | — | — | — | — |
| 331525 | Copper foundries (except die-casting) .. | 212 | 2 127 | 7 528 | 6 | 1 | — | — | 4 | 1 | — | — | — | — | — | — | — |
| 331528 | Oth nonferrous foundries (except die-casting) | (B) | (D) | (D) | 4 | — | 1 | 2 | — | 1 | — | — | — | — | — | — | — |
| 332 | Fabricated metal product mfg | 37 179 | 354 162 | 1 419 867 | 1 645 | 568 | 321 | 297 | 278 | 111 | 58 | 8 | 3 | 1 | — | — | — |
| 3321 | Forging & stamping | 4 036 | 40 132 | 157 464 | 119 | 26 | 21 | 22 | 26 | 13 | 9 | 2 | — | — | — | — | — |
| 33211 | Forging & stamping | 4 036 | 40 132 | 157 464 | 119 | 26 | 21 | 22 | 26 | 13 | 9 | 2 | — | — | — | — | — |
| 332111 | Iron & steel forging | (C) | (D) | (D) | 7 | 3 | 1 | 1 | 1 | — | 1 | — | — | — | — | — | — |
| 332114 | Custom roll forming | 286 | 2 741 | 12 462 | 10 | 2 | 2 | — | 4 | 2 | — | — | — | — | — | — | — |
| 332115 | Crown & closure mfg | (A) | (D) | (D) | 2 | 2 | — | — | — | — | — | — | — | — | — | — | — |
| 332116 | Metal stamping | 3 421 | 33 492 | 129 647 | 98 | 19 | 18 | 21 | 20 | 11 | 7 | 2 | — | — | — | — | — |
| 332117 | Powder metallurgy parts mfg | (C) | (D) | (D) | 2 | — | — | — | 1 | — | — | — | — | — | — | — | — |
| 3322 | Cutlery & handtool mfg | 2 123 | 16 378 | 65 482 | 53 | 19 | 5 | 9 | 7 | 9 | 3 | — | 1 | — | — | — | — |
| 33221 | Cutlery & handtool mfg | 2 123 | 16 378 | 65 482 | 53 | 19 | 5 | 9 | 7 | 9 | 3 | — | 1 | — | — | — | — |
| 332211 | Cutlery & flatware (exc precious) mfg ... | 386 | 2 373 | 10 165 | 7 | 1 | — | 1 | 1 | 3 | 1 | — | — | — | — | — | — |
| 332212 | Hand & edge tool mfg | 1 279 | 10 512 | 41 868 | 39 | 17 | 5 | 6 | 6 | 3 | 1 | — | — | — | — | — | — |
| 332213 | Saw blade & handsaw mfg | (C) | (D) | (D) | 4 | — | — | 2 | — | 2 | — | — | — | — | — | — | — |
| 332214 | Kitchen utensil, pot & pan mfg | (E) | (D) | (D) | 3 | 1 | — | — | — | 1 | — | — | — | — | — | — | — |
| 3323 | Architectural & structural metals mfg | 9 267 | 82 715 | 346 885 | 348 | 96 | 54 | 74 | 80 | 29 | 11 | 2 | 2 | — | — | — | — |
| 33231 | Plate work & fabricated structural prod mfg | 1 979 | 19 392 | 82 048 | 99 | 34 | 12 | 24 | 21 | 4 | 3 | 1 | — | — | — | — | — |
| 332311 | Prefab metal building & component mfg | 196 | 1 393 | 7 005 | 8 | 2 | 1 | 2 | 2 | — | 1 | — | — | — | — | — | — |
| 332312 | Fabricated structural metal mfg | 1 414 | 14 529 | 60 763 | 73 | 25 | 9 | 19 | 15 | 3 | 1 | 1 | — | — | — | — | — |
| 332313 | Plate work mfg | 369 | 3 470 | 14 280 | 18 | 7 | 2 | 3 | 4 | 1 | 1 | — | — | — | — | — | — |
| 33232 | Ornamental & architectural metal prod mfg | 7 288 | 63 323 | 264 837 | 249 | 62 | 42 | 50 | 59 | 25 | 8 | 1 | 2 | — | — | — | — |
| 332321 | Metal window & door mfg | 1 754 | 10 909 | 51 999 | 36 | 9 | 5 | 5 | 9 | 5 | 2 | — | — | — | — | — | — |
| 332322 | Sheet metal work mfg | 4 773 | 44 618 | 179 209 | 156 | 30 | 24 | 35 | 45 | 14 | 6 | 1 | 1 | — | — | — | — |
| 332323 | Ornamental & architectural metal work mfg | 761 | 7 796 | 33 629 | 57 | 23 | 13 | 10 | 5 | 6 | — | — | — | — | — | — | — |
| 3324 | Boiler, tank & shipping container mfg | 1 654 | 20 070 | 75 056 | 44 | 9 | 5 | 9 | 7 | 8 | 6 | — | — | — | — | — | — |
| 33241 | Power boiler & heat exchanger mfg | 5 327 | 5 327 | 19 557 | 12 | 2 | 2 | 3 | 2 | 2 | 1 | — | — | — | — | — | — |
| 332410 | Power boiler & heat exchanger mfg | 370 | 5 327 | 19 557 | 12 | 2 | 2 | 3 | 2 | 2 | 1 | — | — | — | — | — | — |
| 33242 | Metal tank (heavy gauge) mfg | 396 | 5 089 | 18 710 | 12 | 2 | 1 | 2 | 5 | 1 | 1 | — | — | — | — | — | — |
| 332420 | Metal tank (heavy gauge) mfg | 396 | 5 089 | 18 710 | 12 | 2 | 1 | 2 | 5 | 1 | 1 | — | — | — | — | — | — |
| 33243 | Light gauge metal container mfg | 888 | 9 654 | 36 789 | 20 | 5 | 2 | 4 | — | 5 | 4 | — | — | — | — | — | — |
| 332431 | Metal can mfg | 467 | 6 042 | 22 393 | 6 | — | — | 1 | — | 3 | 2 | — | — | — | — | — | — |
| 332439 | Other metal container mfg | 421 | 3 612 | 14 396 | 14 | 5 | 2 | 3 | — | 2 | 2 | — | — | — | — | — | — |
| 3325 | Hardware mfg | 721 | 6 993 | 27 355 | 22 | 8 | 7 | 2 | 2 | 1 | 1 | 1 | — | — | — | — | — |
| 33251 | Hardware mfg | 721 | 6 993 | 27 355 | 22 | 8 | 7 | 2 | 2 | 1 | 1 | 1 | — | — | — | — | — |
| 332510 | Hardware mfg | 721 | 6 993 | 27 355 | 22 | 8 | 7 | 2 | 2 | 1 | 1 | 1 | — | — | — | — | — |
| 3326 | Spring & wire product mfg | 1 810 | 16 121 | 64 433 | 57 | 18 | 6 | 15 | 9 | 4 | 5 | — | — | — | — | — | — |
| 33261 | Spring & wire product mfg | 1 810 | 16 121 | 64 433 | 57 | 18 | 6 | 15 | 9 | 4 | 5 | — | — | — | — | — | — |
| 332611 | Spring (heavy gauge) mfg | (A) | (D) | (D) | 2 | 2 | — | — | — | — | — | — | — | — | — | — | — |
| 332612 | Spring (light gauge) mfg | (C) | (D) | (D) | 7 | 3 | — | 3 | — | 1 | — | — | — | — | — | — | — |
| 332618 | Other fabricated wire product mfg | 1 650 | 14 920 | 59 211 | 48 | 13 | 6 | 12 | 9 | 3 | 5 | — | — | — | — | — | — |

See footnotes at end of table.

Table 2. The State—Employees, Payroll, and Establishments by Industry: 2001—Con.

[Excludes most government employees, railroad employees, and self-employed persons. Size class 1 to 4 includes establishments with payroll, but no employees, during mid-March pay period. (D) denotes figures withheld to avoid disclosing data for individual companies; the data are included in broader industry totals. For explanation of terms, abbreviations, and data reliability/comparability, see introductory text]

| NAICS code | Industry | Number of employees for week including March 12 | Payroll (\$1,000) | | Total number of establishments | Number of establishments by employment-size class | | | | | | | | | | | |
|--------------|--|---|-------------------|-----------|--------------------------------|---|--------|----------|----------|----------|------------|------------|------------|---------------|---|---|---|
| | | | First quarter | Annual | | 1 to 4 | 5 to 9 | 10 to 19 | 20 to 49 | 50 to 99 | 100 to 249 | 250 to 499 | 500 to 999 | 1,000 or more | | | |
| 31-33 | Manufacturing—Con. | | | | | | | | | | | | | | | | |
| 332 | Fabricated metal product mfg—Con. | | | | | | | | | | | | | | | | |
| 3327 | Mach shops, turn prod, screw, nut, bolt mfg . | 8 543 | 87 698 | 346 733 | 671 | 295 | 161 | 105 | 78 | 21 | 9 | 2 | — | — | — | — | — |
| 33271 | Machine shops | 5 873 | 61 094 | 248 099 | 562 | 271 | 139 | 75 | 59 | 13 | 4 | 1 | — | — | — | — | — |
| 332710 | Machine shops | 5 873 | 61 094 | 248 099 | 562 | 271 | 139 | 75 | 59 | 13 | 4 | 1 | — | — | — | — | — |
| 33272 | Turned product & screw, nut & bolt mfg ... | 2 670 | 26 604 | 98 634 | 109 | 24 | 22 | 30 | 19 | 8 | 5 | 1 | — | — | — | — | — |
| 332721 | Precision turned product mfg | 1 482 | 13 963 | 54 134 | 76 | 19 | 15 | 24 | 13 | 2 | 1 | — | — | — | — | — | — |
| 332722 | Bolt, nut, screw, rivet & washer mfg | 1 188 | 12 641 | 44 500 | 33 | 5 | 7 | 6 | 6 | 6 | 3 | — | — | — | — | — | — |
| 3328 | Coating, engrave, heat treating & oth activity | 2 929 | 23 743 | 96 052 | 162 | 41 | 32 | 36 | 39 | 12 | 2 | — | — | — | — | — | — |
| 33281 | Coating, engrave, heat treating & oth activity | 2 929 | 23 743 | 96 052 | 162 | 41 | 32 | 36 | 39 | 12 | 2 | — | — | — | — | — | — |
| 332811 | Metal heat treating | 456 | 3 867 | 14 737 | 17 | 2 | 2 | 3 | 8 | 1 | 1 | — | — | — | — | — | — |
| 332812 | Metal coating, engraving & allied services | 1 147 | 9 213 | 35 855 | 54 | 15 | 9 | 11 | 12 | 6 | 1 | — | — | — | — | — | — |
| 332813 | Electropl, plating, polish, anodize, coloring | 1 326 | 10 663 | 45 460 | 91 | 24 | 21 | 22 | 19 | 5 | — | — | — | — | — | — | — |
| 3329 | Other fabricated metal product mfg | 6 096 | 60 312 | 240 407 | 169 | 56 | 30 | 25 | 30 | 14 | 12 | 1 | — | — | — | — | — |
| 33291 | Metal valve mfg | 2 940 | 27 902 | 112 949 | 38 | 5 | 8 | 3 | 10 | 6 | 5 | — | — | — | — | — | — |
| 332911 | Industrial valve mfg | 2 228 | 21 057 | 84 715 | 22 | 4 | 4 | 1 | 7 | 2 | 3 | — | — | — | — | — | — |
| 332912 | Fluid power valve & hose fitting mfg | 540 | 5 628 | 23 271 | 10 | — | 3 | 1 | 1 | 3 | 2 | — | — | — | — | — | — |
| 332919 | Other metal valve & pipe fitting mfg | 172 | 1 217 | 4 963 | 6 | 1 | 1 | 1 | 2 | 1 | — | — | — | — | — | — | — |
| 33299 | All other fabricated metal product mfg | 3 156 | 32 410 | 127 458 | 131 | 51 | 22 | 22 | 20 | 8 | 7 | 1 | — | — | — | — | — |
| 332991 | Ball & roller bearing mfg | 404 | 5 688 | 21 563 | 6 | 3 | — | — | 1 | 1 | — | — | — | — | — | — | — |
| 332992 | Small arms ammunition mfg | (A) | (D) | (D) | 2 | 2 | — | — | — | — | — | — | — | — | — | — | — |
| 332993 | Ammunition (exc small arms) mfg | (A) | (D) | (D) | 1 | — | 1 | — | — | — | — | — | — | — | — | — | — |
| 332994 | Small arms mfg | (A) | (D) | (D) | 1 | — | — | 1 | — | — | — | — | — | — | — | — | — |
| 332995 | Other ordnance & accessories mfg | (B) | (D) | (D) | 1 | — | — | — | 1 | — | — | — | — | — | — | — | — |
| 332996 | Fabricated pipe & pipe fitting mfg | 669 | 5 510 | 22 783 | 25 | 9 | 5 | 3 | 4 | 2 | 2 | — | — | — | — | — | — |
| 332997 | Industrial pattern mfg | (C) | (D) | (D) | 15 | 7 | 5 | 2 | 1 | — | — | — | — | — | — | — | — |
| 332998 | Enameled iron & metal sanitary ware mfg | (A) | (D) | (D) | 4 | 4 | — | — | — | — | — | — | — | — | — | — | — |
| 332999 | All other misc fabricated metal product mfg | 1 924 | 19 705 | 76 845 | 76 | 26 | 11 | 16 | 13 | 5 | 5 | — | — | — | — | — | — |
| 333 | Machinery mfg | 23 987 | 267 598 | 1 011 877 | 821 | 261 | 154 | 156 | 155 | 54 | 29 | 7 | 4 | 1 | — | — | — |
| 3331 | Ag, construction & mining machinery mfg ... | 286 | 2 839 | 10 786 | 20 | 10 | 2 | 4 | 3 | 1 | — | — | — | — | — | — | — |
| 33311 | Agricultural implement mfg | (C) | (D) | (D) | 6 | 2 | — | 1 | 2 | 1 | — | — | — | — | — | — | — |
| 333111 | Farm machinery & equipment mfg | (B) | (D) | (D) | 3 | — | — | 1 | — | 1 | — | — | — | — | — | — | — |
| 333112 | Lawn & garden equipment mfg | (B) | (D) | (D) | 3 | 1 | — | — | 2 | — | — | — | — | — | — | — | — |
| 33312 | Construction machinery mfg | 104 | 989 | 4 466 | 10 | 5 | 1 | 3 | 1 | — | — | — | — | — | — | — | — |
| 333120 | Construction machinery mfg | 104 | 989 | 4 466 | 10 | 5 | 1 | 3 | 1 | — | — | — | — | — | — | — | — |
| 33313 | Mining & oil & gas field machinery mfg | (A) | (D) | (D) | 4 | 3 | 1 | — | — | — | — | — | — | — | — | — | — |
| 333131 | Mining machinery & equipment mfg | (A) | (D) | (D) | 3 | 2 | 1 | — | — | — | — | — | — | — | — | — | — |
| 333132 | Oil & gas field machinery & equipment mfg | (A) | (D) | (D) | 1 | 1 | — | — | — | — | — | — | — | — | — | — | — |
| 3332 | Industrial machinery mfg | 5 042 | 66 206 | 234 901 | 165 | 46 | 28 | 31 | 41 | 12 | 4 | 2 | 1 | — | — | — | — |
| 33321 | Sawmill & woodworking machinery mfg ... | (B) | (D) | (D) | 3 | 1 | 1 | — | 1 | — | — | — | — | — | — | — | — |
| 333210 | Sawmill & woodworking machinery mfg ... | (B) | (D) | (D) | 3 | 1 | 1 | — | 1 | — | — | — | — | — | — | — | — |
| 33322 | Plastics & rubber industry machinery mfg . | (E) | (D) | (D) | 13 | 3 | 3 | 4 | 1 | 1 | 1 | — | — | — | — | — | — |
| 333220 | Plastics & rubber industry machinery mfg | (E) | (D) | (D) | 13 | 3 | 3 | 4 | 1 | 1 | 1 | — | — | — | — | — | — |
| 33329 | Other industrial machinery mfg | (H) | (D) | (D) | 149 | 42 | 24 | 27 | 39 | 11 | 3 | 2 | 1 | — | — | — | — |
| 333291 | Paper industry machinery mfg | 958 | 13 655 | 37 271 | 16 | 3 | 4 | 3 | 4 | — | — | 2 | — | — | — | — | — |
| 333292 | Textile machinery mfg | (C) | (D) | (D) | 18 | 9 | 1 | 5 | 3 | — | — | — | — | — | — | — | — |
| 333293 | Printing machinery & equipment mfg | 494 | 6 306 | 25 253 | 24 | 7 | 6 | — | 10 | — | 1 | — | — | — | — | — | — |
| 333294 | Food product machinery mfg | (C) | (D) | (D) | 17 | 10 | 4 | — | 2 | 1 | — | — | — | — | — | — | — |
| 333295 | Semiconductor machinery mfg | 1 155 | 19 284 | 70 136 | 8 | — | — | 2 | 2 | 2 | 1 | — | 1 | — | — | — | — |
| 333298 | All other industrial machinery mfg | 1 631 | 18 330 | 67 236 | 66 | 13 | 9 | 17 | 18 | 8 | 1 | — | — | — | — | — | — |
| 3333 | Commercial & service industry machinery mfg | 2 930 | 35 168 | 134 385 | 82 | 28 | 7 | 16 | 15 | 9 | 5 | 1 | 1 | — | — | — | — |
| 33331 | Commercial & service industry machinery mfg | 2 930 | 35 168 | 134 385 | 82 | 28 | 7 | 16 | 15 | 9 | 5 | 1 | 1 | — | — | — | — |
| 333312 | Commercial laundry, dryclean & press mach mfg | (B) | (D) | (D) | 3 | 1 | — | 2 | — | — | — | — | — | — | — | — | — |
| 333313 | Office machinery mfg | (F) | (D) | (D) | 6 | — | — | 1 | 1 | 2 | 1 | — | 1 | — | — | — | — |
| 333314 | Optical instrument & lens mfg | 597 | 10 802 | 30 720 | 17 | 6 | 2 | 1 | 4 | 3 | — | 1 | — | — | — | — | — |
| 333315 | Photographic & photocopying equipment mfg | (F) | (D) | (D) | 23 | 8 | 2 | 6 | 4 | 2 | 1 | — | — | — | — | — | — |
| 333319 | Oth commercial, service industry machinery mfg | 885 | 8 060 | 31 553 | 33 | 13 | 3 | 6 | 6 | 2 | 3 | — | — | — | — | — | — |
| 3334 | HVAC & commercial refrigeration equipment mfg | 5 094 | 37 856 | 127 317 | 54 | 15 | 11 | 7 | 9 | 4 | 6 | — | 1 | 1 | — | — | — |
| 33341 | HVAC & commercial refrigeration equipment mfg | 5 094 | 37 856 | 127 317 | 54 | 15 | 11 | 7 | 9 | 4 | 6 | — | 1 | 1 | — | — | — |
| 333411 | Air purification equipment mfg | (E) | (D) | (D) | 9 | 2 | 3 | 1 | 2 | — | 1 | — | — | — | — | — | — |
| 333412 | Industrial & commercial fan & blower mfg | (C) | (D) | (D) | 4 | 1 | 2 | — | — | — | — | — | — | — | — | — | — |
| 333414 | Heating equipment (exc warm air furnaces) mfg | 546 | 5 091 | 19 819 | 22 | 8 | 3 | 4 | 4 | 2 | 1 | — | — | — | — | — | — |
| 333415 | AC, warm air htg & commercial refig equip mfg | 4 024 | 27 982 | 88 875 | 19 | 4 | 3 | 2 | 3 | 2 | 3 | — | 1 | 1 | — | — | — |
| 3335 | Metalworking machinery mfg | 3 120 | 33 964 | 135 691 | 247 | 87 | 68 | 51 | 30 | 9 | 1 | 1 | — | — | — | — | — |
| 33351 | Metalworking machinery mfg | 3 120 | 33 964 | 135 691 | 247 | 87 | 68 | 51 | 30 | 9 | 1 | 1 | — | — | — | — | — |
| 333511 | Industrial mold mfg | 901 | 11 229 | 43 093 | 65 | 15 | 22 | 14 | 10 | 4 | — | — | — | — | — | — | — |
| 333512 | Machine tool (metal cutting types) mfg .. | (C) | (D) | (D) | 8 | 1 | 2 | 2 | 2 | 1 | — | — | — | — | — | — | — |
| 333513 | Machine tool (metal forming types) mfg . | (A) | (D) | (D) | 2 | — | 1 | 1 | — | — | — | — | — | — | — | — | — |
| 333514 | Special die, tool, die set, jig & fixture mfg | 1 208 | 12 038 | 48 621 | 115 | 52 | 32 | 19 | 10 | 1 | — | 1 | — | — | — | — | — |
| 333515 | Cutting tool & machine tool accessory mfg | 507 | 4 987 | 20 344 | 42 | 15 | 10 | 10 | 5 | 1 | 1 | — | — | — | — | — | — |
| 333516 | Rolling mill machinery & equipment mfg | (B) | (D) | (D) | 3 | 1 | 1 | 1 | — | — | — | — | — | — | — | — | — |
| 333518 | Other metalworking machinery mfg | (E) | (D) | (D) | 12 | 3 | — | 4 | 3 | 2 | — | — | — | — | — | — | — |

See footnotes at end of table.

Table 2. The State—Employees, Payroll, and Establishments by Industry: 2001—Con.

[Excludes most government employees, railroad employees, and self-employed persons. Size class 1 to 4 includes establishments with payroll, but no employees, during mid-March pay period. (D) denotes figures withheld to avoid disclosing data for individual companies; the data are included in broader industry totals. For explanation of terms, abbreviations, and data reliability/comparability, see introductory text]

| NAICS code | Industry | Number of employees for week including March 12 | Payroll (\$1,000) | | Total number of establishments | Number of establishments by employment-size class | | | | | | | | | | | |
|--------------|--|---|-------------------|-----------|--------------------------------|---|--------|----------|----------|----------|------------|------------|------------|---------------|---|---|---|
| | | | First quarter | Annual | | 1 to 4 | 5 to 9 | 10 to 19 | 20 to 49 | 50 to 99 | 100 to 249 | 250 to 499 | 500 to 999 | 1,000 or more | | | |
| 31-33 | Manufacturing—Con. | | | | | | | | | | | | | | | | |
| 333 | Machinery mfg—Con. | | | | | | | | | | | | | | | | |
| 3336 | Engine, turbine & power transmsn equip mfg | 802 | 11 225 | 43 673 | 23 | 7 | 1 | 4 | 7 | 2 | 2 | — | — | — | — | — | — |
| 33361 | Engine, turbine & power transmsn equip mfg | 802 | 11 225 | 43 673 | 23 | 7 | 1 | 4 | 7 | 2 | 2 | — | — | — | — | — | — |
| 333611 | Turbine & turbine generator set unit mfg | (E) | (D) | (D) | 3 | 1 | — | — | 1 | — | 1 | — | — | — | — | — | — |
| 333612 | Speed changer, ind high-speed drive & gear mfg | 221 | 2 523 | 9 392 | 10 | 2 | 1 | 3 | 3 | 1 | — | — | — | — | — | — | — |
| 333613 | Mechanical power transmission equipment mfg | (C) | (D) | (D) | 6 | 3 | — | — | 1 | 1 | — | — | — | — | — | — | — |
| 333618 | Other engine equipment mfg | (B) | (D) | (D) | 4 | 1 | — | 1 | 2 | — | — | — | — | — | — | — | — |
| 3339 | Other general purpose machinery mfg | 6 713 | 80 340 | 325 124 | 230 | 68 | 37 | 43 | 50 | 17 | 11 | 3 | 1 | — | — | — | — |
| 33391 | Pump & compressor mfg | 1 383 | 17 834 | 66 338 | 27 | 6 | 7 | 3 | 2 | 1 | 1 | 1 | — | — | — | — | — |
| 333911 | Pump & pumping equipment mfg | (F) | (D) | (D) | 15 | 3 | 5 | 3 | — | — | — | — | — | — | — | — | — |
| 333912 | Air & gas compressor mfg | (E) | (D) | (D) | 11 | 3 | 1 | 4 | — | 2 | — | 1 | — | — | — | — | — |
| 333913 | Measuring & dispensing pump mfg | (C) | (D) | (D) | 1 | — | — | — | — | — | 1 | — | — | — | — | — | — |
| 33392 | Material handling equipment mfg | 1 735 | 19 618 | 76 805 | 52 | 13 | 4 | 11 | 13 | 6 | 5 | — | — | — | — | — | — |
| 333921 | Elevator & moving stairway mfg | 173 | 1 454 | 6 048 | 8 | 1 | — | 4 | 2 | 1 | — | — | — | — | — | — | — |
| 333922 | Conveyor & conveying equipment mfg .. | 998 | 11 382 | 45 286 | 28 | 10 | 3 | 4 | 5 | 3 | — | — | — | — | — | — | — |
| 333923 | Overhead crane, hoist & monorail system mfg | 270 | 3 249 | 11 570 | 9 | 2 | 1 | 1 | 3 | 1 | 1 | — | — | — | — | — | — |
| 333924 | Ind truck, tractor, trailer, stacker mach mfg | 294 | 3 533 | 13 901 | 7 | — | — | 2 | 3 | 1 | — | — | — | — | — | — | — |
| 33399 | All other general purpose machinery mfg .. | 3 595 | 42 888 | 181 981 | 151 | 49 | 27 | 25 | 34 | 9 | 5 | 2 | — | — | — | — | — |
| 333991 | Power-driven handtool mfg | (B) | (D) | (D) | 3 | — | 1 | 2 | — | — | — | — | — | — | — | — | — |
| 333992 | Welding & soldering equipment mfg | (C) | (D) | (D) | 5 | 1 | 1 | — | — | — | — | — | — | — | — | — | — |
| 333993 | Packaging machinery mfg | 991 | 11 514 | 44 030 | 46 | 12 | 5 | 13 | 12 | 3 | 1 | — | — | — | — | — | — |
| 333994 | Industrial process furnace & oven mfg .. | 851 | 11 608 | 45 442 | 23 | 8 | 1 | 2 | 8 | 2 | 1 | — | — | — | — | — | — |
| 333995 | Fluid power cylinder & actuator mfg | (C) | (D) | (D) | 5 | 2 | 1 | — | 1 | 1 | — | — | — | — | — | — | — |
| 333996 | Fluid power pump & motor mfg | (B) | (D) | (D) | 3 | 1 | 1 | 1 | — | — | — | — | — | — | — | — | — |
| 333997 | Scale & balance (except laboratory) mfg | (A) | (D) | (D) | 3 | 2 | 1 | — | — | — | — | — | — | — | — | — | — |
| 333999 | All other general purpose machinery mfg .. | 1 425 | 16 463 | 73 925 | 63 | 23 | 16 | 7 | 11 | 2 | 3 | 1 | — | — | — | — | — |
| 334 | Computer & electronic product mfg | 35 772 | 479 757 | 1 889 292 | 616 | 182 | 83 | 94 | 123 | 55 | 51 | 14 | 11 | 3 | | | |
| 3341 | Computer & peripheral equipment mfg | 1 830 | 22 410 | 88 091 | 59 | 25 | 6 | 12 | 9 | 4 | 1 | 1 | 1 | — | — | — | — |
| 33411 | Computer & peripheral equipment mfg | 1 830 | 22 410 | 88 091 | 59 | 25 | 6 | 12 | 9 | 4 | 1 | 1 | 1 | — | — | — | — |
| 334111 | Electronic computer mfg | 301 | 3 669 | 14 085 | 16 | 8 | 1 | 2 | 3 | 2 | — | — | — | — | — | — | — |
| 334112 | Computer storage device mfg | 97 | 1 817 | 6 630 | 7 | 3 | 1 | 1 | 1 | 1 | — | — | — | — | — | — | — |
| 334113 | Computer terminal mfg | 87 | 1 517 | 7 787 | 7 | 4 | — | 2 | — | 1 | — | — | — | — | — | — | — |
| 334119 | Other computer peripheral equipment mfg .. | 1 345 | 15 407 | 59 589 | 29 | 10 | 4 | 7 | 5 | — | 1 | 1 | 1 | — | — | — | — |
| 3342 | Communications equipment mfg | 7 499 | 116 955 | 462 048 | 110 | 27 | 10 | 18 | 22 | 14 | 12 | 5 | 2 | — | — | — | — |
| 33421 | Telephone apparatus mfg | 634 | 11 671 | 39 198 | 21 | 10 | 3 | 1 | 2 | 2 | 3 | — | — | — | — | — | — |
| 334210 | Telephone apparatus mfg | 634 | 11 671 | 39 198 | 21 | 10 | 3 | 1 | 2 | 2 | 3 | — | — | — | — | — | — |
| 33422 | Radio, TV broadcast & wireless comm equip mfg | 5 305 | 82 232 | 317 549 | 63 | 7 | 3 | 11 | 18 | 11 | 9 | 2 | 2 | — | — | — | — |
| 334220 | Radio, TV broadcast & wireless comm equip mfg | 5 305 | 82 232 | 317 549 | 63 | 7 | 3 | 11 | 18 | 11 | 9 | 2 | 2 | — | — | — | — |
| 33429 | Other communications equipment mfg | 1 560 | 23 052 | 105 301 | 26 | 10 | 4 | 6 | 2 | 1 | — | 3 | — | — | — | — | — |
| 334290 | Other communications equipment mfg .. | 1 560 | 23 052 | 105 301 | 26 | 10 | 4 | 6 | 2 | 1 | — | 3 | — | — | — | — | — |
| 3343 | Audio & video equipment mfg | 242 | 4 768 | 12 664 | 14 | 8 | — | 3 | 2 | — | 1 | — | — | — | — | — | — |
| 33431 | Audio & video equipment mfg | 242 | 4 768 | 12 664 | 14 | 8 | — | 3 | 2 | — | 1 | — | — | — | — | — | — |
| 334310 | Audio & video equipment mfg | 242 | 4 768 | 12 664 | 14 | 8 | — | 3 | 2 | — | 1 | — | — | — | — | — | — |
| 3344 | Semiconductor & oth electronic component mfg | 11 426 | 129 192 | 489 663 | 207 | 46 | 25 | 34 | 51 | 20 | 24 | 3 | 3 | 1 | | | |
| 33441 | Semiconductor & oth electronic component mfg | 11 426 | 129 192 | 489 663 | 207 | 46 | 25 | 34 | 51 | 20 | 24 | 3 | 3 | 1 | | | |
| 334411 | Electron tube mfg | 516 | 4 395 | 17 699 | 11 | 2 | 2 | — | 4 | 1 | 2 | — | — | — | — | — | — |
| 334412 | Bare printed circuit board mfg | 561 | 4 467 | 15 455 | 30 | 11 | 2 | 8 | 7 | 2 | — | — | — | — | — | — | — |
| 334413 | Semiconductor & related device mfg | 3 734 | 52 322 | 179 134 | 43 | 10 | 3 | 8 | 9 | 5 | 5 | — | 2 | 1 | | | |
| 334414 | Electronic capacitor mfg | (E) | (D) | (D) | 5 | 1 | — | — | 2 | — | 2 | — | — | — | — | — | — |
| 334415 | Electronic resistor mfg | (C) | (D) | (D) | 3 | — | 1 | — | 1 | — | 1 | — | — | — | — | — | — |
| 334416 | Electronic coil, transformer, oth inductor mfg | (F) | (D) | (D) | 13 | 3 | 1 | 5 | 1 | — | 2 | — | — | — | — | — | — |
| 334417 | Electronic connector mfg | 653 | 6 842 | 25 952 | 17 | 4 | 2 | 1 | 7 | 1 | 2 | — | — | — | — | — | — |
| 334418 | Printed circuit assembly (electronic assembly) mfg | 815 | 6 594 | 25 025 | 18 | 3 | 1 | 3 | 6 | 1 | 4 | — | — | — | — | — | — |
| 334419 | Other electronic component mfg | 3 856 | 43 976 | 185 845 | 67 | 12 | 13 | 9 | 14 | 9 | 8 | 1 | 1 | — | — | — | — |
| 3345 | Nav, measuring, medical, control instruments mfg | 13 708 | 196 971 | 798 711 | 197 | 62 | 37 | 23 | 35 | 17 | 13 | 4 | 4 | 2 | | | |
| 33451 | Nav, measuring, medical, control instruments mfg | 13 708 | 196 971 | 798 711 | 197 | 62 | 37 | 23 | 35 | 17 | 13 | 4 | 4 | 2 | | | |
| 334510 | Electromedical apparatus mfg | 1 987 | 24 383 | 91 196 | 19 | 5 | 3 | 2 | 3 | 2 | 1 | 2 | 1 | — | — | — | — |
| 334511 | Search, detection & navigation instrument mfg | 7 700 | 123 302 | 506 874 | 36 | 8 | 7 | 4 | 7 | 3 | 1 | 1 | 3 | 2 | | | |
| 334512 | Automatic environmental control mfg .. | 131 | 1 651 | 6 736 | 11 | 5 | 3 | 1 | 2 | — | — | — | — | — | — | — | — |
| 334513 | Industrial process control mfg | 485 | 5 049 | 25 513 | 34 | 13 | 11 | 5 | 2 | 3 | — | — | — | — | — | — | — |
| 334514 | Total fluid meter & counting device mfg .. | (B) | (D) | (D) | 4 | 2 | 1 | — | 1 | — | — | — | — | — | — | — | — |
| 334515 | Electricity measuring, testing instrument mfg | 962 | 11 723 | 45 347 | 35 | 11 | 5 | 4 | 8 | 4 | 3 | — | — | — | — | — | — |
| 334516 | Analytical laboratory instrument mfg | 1 524 | 20 735 | 79 787 | 31 | 8 | 4 | 3 | 7 | 3 | 5 | 1 | — | — | — | — | — |
| 334517 | Irradiation apparatus mfg | (B) | (D) | (D) | 3 | 1 | — | 2 | — | — | — | — | — | — | — | — | — |
| 334518 | Watch, clock & part mfg | (B) | (D) | (D) | 3 | 2 | — | — | 1 | — | — | — | — | — | — | — | — |
| 334519 | Other measuring & controlling device mfg .. | 796 | 8 944 | 36 879 | 21 | 7 | 3 | 2 | 4 | 2 | 3 | — | — | — | — | — | — |

See footnotes at end of table.

Table 2. The State—Employees, Payroll, and Establishments by Industry: 2001—Con.

[Excludes most government employees, railroad employees, and self-employed persons. Size class 1 to 4 includes establishments with payroll, but no employees, during mid-March pay period. (D) denotes figures withheld to avoid disclosing data for individual companies; the data are included in broader industry totals. For explanation of terms, abbreviations, and data reliability/comparability, see introductory text]

| NAICS code | Industry | Number of employees for week including March 12 | Payroll (\$1,000) | | Total number of establishments | Number of establishments by employment-size class | | | | | | | | | |
|--------------|--|---|-------------------|---------|--------------------------------|---|--------|----------|----------|----------|------------|------------|------------|---------------|--|
| | | | First quarter | Annual | | 1 to 4 | 5 to 9 | 10 to 19 | 20 to 49 | 50 to 99 | 100 to 249 | 250 to 499 | 500 to 999 | 1,000 or more | |
| 31-33 | Manufacturing—Con. | | | | | | | | | | | | | | |
| 334 | Computer & electronic product mfg—Con. | | | | | | | | | | | | | | |
| 3346 | Mfg & reproducing magnetic & optical media | 1 067 | 9 461 | 38 115 | 29 | 14 | 5 | 4 | 4 | — | — | 1 | 1 | — | |
| 33461 | Mfg & reproducing magnetic & optical media | 1 067 | 9 461 | 38 115 | 29 | 14 | 5 | 4 | 4 | — | — | 1 | 1 | — | |
| 334611 | Software reproducing | 20 | 144 | 624 | 7 | 5 | 2 | — | — | — | — | — | — | — | |
| 334612 | Prerecorded CD, tape, record reproducing | 994 | 8 827 | 35 210 | 15 | 5 | 2 | 3 | 3 | — | — | 1 | 1 | — | |
| 334613 | Magnetic and optical recording media mfg | 53 | 490 | 2 281 | 7 | 4 | 1 | 1 | 1 | — | — | — | — | — | |
| 335 | Electrical equip, appliance & component mfg .. | 9 339 | 94 529 | 373 702 | 268 | 65 | 52 | 46 | 54 | 32 | 15 | 3 | 1 | — | |
| 3351 | Electric lighting equipment mfg | (G) | (D) | (D) | 62 | 14 | 11 | 8 | 14 | 10 | 5 | — | — | — | |
| 33511 | Electric lamp bulb & part mfg | (C) | (D) | (D) | 5 | 2 | — | 1 | 1 | 1 | — | — | — | — | |
| 335110 | Electric lamp bulb & part mfg | (C) | (D) | (D) | 5 | 2 | — | 1 | 1 | 1 | — | — | — | — | |
| 33512 | Lighting fixture mfg | 2 080 | 18 333 | 75 342 | 57 | 12 | 11 | 7 | 13 | 9 | 5 | — | — | — | |
| 335121 | Residential electric lighting fixture mfg .. | 611 | 4 261 | 16 842 | 21 | 6 | 4 | 2 | 6 | 2 | 1 | — | — | — | |
| 335122 | Commercial electric lighting fixture mfg .. | 1 036 | 10 051 | 38 846 | 21 | 2 | 4 | 3 | 4 | 5 | 3 | — | — | — | |
| 335129 | Other lighting equipment mfg | 433 | 4 021 | 19 654 | 15 | 4 | 3 | 2 | 3 | 2 | 1 | — | — | — | |
| 3352 | Household appliance mfg | (C) | (D) | (D) | 8 | 2 | 2 | 1 | 1 | 2 | — | — | — | — | |
| 33521 | Small electrical appliance mfg | (B) | (D) | (D) | 5 | 2 | 1 | — | 1 | 1 | — | — | — | — | |
| 335211 | Electric housewares & fan mfg | (B) | (D) | (D) | 3 | 1 | — | — | 1 | — | — | — | — | — | |
| 335212 | Household vacuum cleaner mfg | (B) | (D) | (D) | 2 | 1 | — | — | 1 | — | — | — | — | — | |
| 33522 | Major appliance mfg | (B) | (D) | (D) | 3 | — | 1 | 1 | — | 1 | — | — | — | — | |
| 335221 | Household cooking appliance mfg | (A) | (D) | (D) | 1 | — | — | 1 | — | — | — | — | — | — | |
| 335222 | Household refrigerator & freezer mfg ... | (A) | (D) | (D) | 1 | — | 1 | — | — | — | — | — | — | — | |
| 335228 | Other major household appliance mfg .. | (B) | (D) | (D) | 1 | — | — | — | — | 1 | — | — | — | — | |
| 3353 | Electrical equipment mfg | 2 390 | 24 146 | 99 160 | 93 | 25 | 21 | 19 | 18 | 5 | 3 | 2 | — | — | |
| 33531 | Electrical equipment mfg | 2 390 | 24 146 | 99 160 | 93 | 25 | 21 | 19 | 18 | 5 | 3 | 2 | — | — | |
| 335311 | Power, distribution, specialty transformer mfg | 588 | 5 123 | 20 555 | 20 | 5 | 2 | 5 | 5 | 2 | 1 | — | — | — | |
| 335312 | Motor & generator mfg | 238 | 2 650 | 10 407 | 15 | 4 | 5 | 2 | 3 | 1 | — | — | — | — | |
| 335313 | Switchgear & switchboard apparatus mfg | 698 | 8 536 | 30 468 | 19 | 5 | 5 | 3 | 3 | 1 | 1 | 1 | — | — | |
| 335314 | Relay & industrial control mfg | 866 | 7 837 | 37 730 | 39 | 11 | 9 | 9 | 7 | 1 | 1 | 1 | — | — | |
| 3359 | Other electrical equipment & component mfg | 4 601 | 49 541 | 188 450 | 105 | 24 | 18 | 18 | 21 | 15 | 7 | 1 | 1 | — | |
| 33591 | Battery mfg | (F) | (D) | (D) | 5 | — | — | 1 | 1 | 1 | 1 | — | — | — | |
| 335911 | Storage battery mfg | (F) | (D) | (D) | 4 | — | — | 1 | — | 1 | 1 | — | — | — | |
| 335912 | Primary battery mfg | (B) | (D) | (D) | 1 | — | — | — | 1 | — | — | — | — | — | |
| 33592 | Communication & energy wire & cable mfg | (F) | (D) | (D) | 16 | 2 | 4 | 2 | 3 | 4 | 1 | — | — | — | |
| 335921 | Fiber optic cable mfg | 292 | 4 376 | 15 955 | 3 | — | 1 | — | — | 1 | 1 | — | — | — | |
| 335929 | Other communication & energy wire mfg | (E) | (D) | (D) | 13 | 2 | 3 | 2 | 3 | 3 | — | — | — | — | |
| 33593 | Wiring device mfg | 1 869 | 17 323 | 66 382 | 36 | 10 | 8 | 5 | 4 | 5 | 3 | — | 1 | — | |
| 335931 | Current-carrying wiring device mfg | 1 521 | 14 477 | 53 762 | 27 | 6 | 7 | 4 | 4 | 4 | 1 | — | 1 | — | |
| 335932 | Noncurrent-carrying wiring device mfg .. | 348 | 2 846 | 12 620 | 9 | 4 | 1 | 1 | — | 1 | 2 | — | — | — | |
| 33599 | All oth electrical equipment & component mfg | 1 360 | 14 466 | 53 854 | 48 | 12 | 6 | 10 | 13 | 5 | 2 | — | — | — | |
| 335991 | Carbon & graphite product mfg | 273 | 2 486 | 9 192 | 6 | 1 | — | 1 | 2 | 1 | 1 | — | — | — | |
| 335999 | All oth misc electrical equip & component mfg | 1 087 | 11 980 | 44 662 | 42 | 11 | 6 | 9 | 11 | 4 | 1 | — | — | — | |
| 336 | Transportation equipment mfg | 10 435 | 119 446 | 478 512 | 190 | 80 | 29 | 29 | 25 | 8 | 12 | 4 | — | 3 | |
| 3361 | Motor vehicle mfg | (H) | (D) | (D) | 8 | 4 | — | — | 1 | 1 | — | — | — | 2 | |
| 33611 | Automobile & light duty motor vehicle mfg .. | (H) | (D) | (D) | 6 | 3 | — | — | 1 | — | — | — | — | 2 | |
| 336111 | Automobile mfg | (A) | (D) | (D) | 2 | 2 | — | — | — | — | — | — | — | — | |
| 336112 | Light truck & utility vehicle mfg | (H) | (D) | (D) | 4 | 1 | — | — | 1 | — | — | — | — | 2 | |
| 33612 | Heavy duty truck mfg | (B) | (D) | (D) | 2 | 1 | — | — | — | 1 | — | — | — | — | |
| 336120 | Heavy duty truck mfg | (B) | (D) | (D) | 2 | 1 | — | — | — | 1 | — | — | — | — | |
| 3362 | Motor vehicle body & trailer mfg | 589 | 4 504 | 18 417 | 23 | 10 | 2 | 6 | 2 | — | 3 | — | — | — | |
| 33621 | Motor vehicle body & trailer mfg | 589 | 4 504 | 18 417 | 23 | 10 | 2 | 6 | 2 | — | 3 | — | — | — | |
| 336211 | Motor vehicle body mfg | (E) | (D) | (D) | 13 | 5 | 1 | 3 | 2 | — | 2 | — | — | — | |
| 336212 | Truck trailer mfg | (C) | (D) | (D) | 5 | 2 | 1 | 1 | — | — | 1 | — | — | — | |
| 336214 | Travel trailer & camper mfg | (B) | (D) | (D) | 5 | 3 | — | 2 | — | — | — | — | — | — | |
| 3363 | Motor vehicle parts mfg | 2 134 | 19 140 | 78 478 | 79 | 35 | 11 | 12 | 11 | 4 | 5 | 1 | — | — | |
| 33631 | Motor vehicle gas engine & engine parts mfg | 509 | 5 409 | 23 663 | 18 | 10 | 2 | 1 | 1 | 2 | 2 | — | — | — | |
| 336311 | Carburetor, piston, piston ring & valve mfg | (B) | (D) | (D) | 3 | 1 | 1 | 1 | — | — | — | — | — | — | |
| 336312 | Gasoline engine & engine parts mfg | (E) | (D) | (D) | 15 | 9 | 1 | — | 1 | 2 | 2 | — | — | — | |
| 33632 | MV electrical & electronic equipment mfg .. | 683 | 5 822 | 22 706 | 23 | 8 | 4 | 3 | 5 | 1 | 2 | — | — | — | |
| 336321 | Vehicle lighting equipment mfg | (A) | (D) | (D) | 1 | — | — | 1 | — | — | — | — | — | — | |
| 336322 | Other MV electrical & electronic equip mfg | (F) | (D) | (D) | 22 | 8 | 4 | 2 | 5 | 1 | 2 | — | — | — | |
| 33633 | Motor vehicle steering & suspension parts mfg | 43 | 332 | 1 278 | 3 | — | 1 | 1 | 1 | — | — | — | — | — | |
| 336330 | Motor vehicle steering & suspension parts mfg | 43 | 332 | 1 278 | 3 | — | 1 | 1 | 1 | — | — | — | — | — | |
| 33634 | Motor vehicle brake system mfg | (C) | (D) | (D) | 4 | 1 | — | 2 | — | 1 | — | — | — | — | |
| 336340 | Motor vehicle brake system mfg | (C) | (D) | (D) | 4 | 1 | — | 2 | — | 1 | — | — | — | — | |
| 33635 | MV transmission & power train parts mfg .. | (E) | (D) | (D) | 3 | 1 | 1 | — | — | — | 1 | — | — | — | |
| 336350 | MV transmission & power train parts mfg | (E) | (D) | (D) | 3 | 1 | 1 | — | — | — | 1 | — | — | — | |
| 33636 | Motor vehicle seating & interior trim mfg .. | (E) | (D) | (D) | 3 | 2 | — | — | — | — | — | 1 | — | — | |
| 336360 | Motor vehicle seating & interior trim mfg | (E) | (D) | (D) | 3 | 2 | — | — | — | — | — | 1 | — | — | |
| 33637 | Motor vehicle metal stamping | (B) | (D) | (D) | 3 | 2 | — | — | 1 | — | — | — | — | — | |
| 336370 | Motor vehicle metal stamping | (B) | (D) | (D) | 3 | 2 | — | — | 1 | — | — | — | — | — | |
| 33639 | Other motor vehicle parts mfg | (C) | (D) | (D) | 22 | 11 | 3 | 5 | 3 | — | — | — | — | — | |
| 336399 | All other motor vehicle parts mfg | (C) | (D) | (D) | 22 | 11 | 3 | 5 | 3 | — | — | — | — | — | |

See footnotes at end of table.

Table 2. The State—Employees, Payroll, and Establishments by Industry: 2001—Con.

[Excludes most government employees, railroad employees, and self-employed persons. Size class 1 to 4 includes establishments with payroll, but no employees, during mid-March pay period. (D) denotes figures withheld to avoid disclosing data for individual companies; the data are included in broader industry totals. For explanation of terms, abbreviations, and data reliability/comparability, see introductory text]

| NAICS code | Industry | Number of employees for week including March 12 | Payroll (\$1,000) | | Total number of establishments | Number of establishments by employment-size class | | | | | | | | | | | |
|--------------|--|---|-------------------|-------------------|--------------------------------|---|--------|----------|----------|----------|------------|------------|------------|---------------|---|---|---|
| | | | First quarter | Annual | | 1 to 4 | 5 to 9 | 10 to 19 | 20 to 49 | 50 to 99 | 100 to 249 | 250 to 499 | 500 to 999 | 1,000 or more | | | |
| 31-33 | Manufacturing—Con. | | | | | | | | | | | | | | | | |
| 336 | Transportation equipment mfg—Con. | | | | | | | | | | | | | | | | |
| 3364 | Aerospace product & parts mfg | 1 349 | 15 114 | 61 020 | 20 | 4 | 4 | 3 | 5 | — | 2 | 2 | — | — | — | — | — |
| 33641 | Aerospace product & parts mfg | 1 349 | 15 114 | 61 020 | 20 | 4 | 4 | 3 | 5 | — | 2 | 2 | — | — | — | — | — |
| 336411 | Aircraft mfg | (A) | (D) | (D) | 1 | 1 | — | — | — | — | — | — | — | — | — | — | — |
| 336412 | Aircraft engine & engine parts mfg | (E) | (D) | (D) | 3 | — | 1 | 1 | — | — | — | 1 | — | — | — | — | — |
| 336413 | Other aircraft part & auxiliary equipment mfg | (G) | (D) | (D) | 15 | 3 | 3 | 2 | 4 | — | 2 | 1 | — | — | — | — | — |
| 336419 | Other missile, space veh parts & aux equip mfg | (B) | (D) | (D) | 1 | — | — | — | 1 | — | — | — | — | — | — | — | — |
| 3365 | Railroad rolling stock mfg | (B) | (D) | (D) | 2 | 1 | — | — | 1 | — | — | — | — | — | — | — | — |
| 33651 | Railroad rolling stock mfg | (B) | (D) | (D) | 2 | 1 | — | — | 1 | — | — | — | — | — | — | — | — |
| 336510 | Railroad rolling stock mfg | (B) | (D) | (D) | 2 | 1 | — | — | 1 | — | — | — | — | — | — | — | — |
| 3366 | Ship & boat building | 2 185 | 16 055 | 70 980 | 45 | 17 | 10 | 8 | 4 | 3 | 1 | 1 | — | — | — | — | 1 |
| 33661 | Ship & boat building | 2 185 | 16 055 | 70 980 | 45 | 17 | 10 | 8 | 4 | 3 | 1 | 1 | — | — | — | — | 1 |
| 336611 | Ship building & repairing | 1 390 | 9 940 | 44 018 | 19 | 3 | 6 | 5 | 2 | 2 | — | — | — | — | — | — | 1 |
| 336612 | Boat building | 795 | 6 115 | 26 962 | 26 | 14 | 4 | 3 | 2 | 1 | 1 | 1 | — | — | — | — | — |
| 3369 | Other transportation equipment mfg | (C) | (D) | (D) | 13 | 9 | 2 | — | 1 | — | 1 | — | — | — | — | — | — |
| 33699 | Other transportation equipment mfg | (B) | (D) | (D) | 13 | 9 | 2 | — | 1 | — | 1 | — | — | — | — | — | — |
| 336991 | Motorcycle, bicycle & parts mfg | (B) | (D) | (D) | 6 | 4 | 1 | — | 1 | — | — | — | — | — | — | — | — |
| 336992 | Mil armored veh, tank & tank component mfg | (C) | (D) | (D) | 1 | — | — | — | — | — | — | 1 | — | — | — | — | — |
| 336999 | All other transportation equipment mfg .. | (A) | (D) | (D) | 6 | 5 | 1 | — | — | — | — | — | — | — | — | — | — |
| 337 | Furniture & related product mfg | 8 853 | 69 392 | 290 898 | 518 | 246 | 88 | 73 | 74 | 21 | 14 | 2 | — | — | — | — | — |
| 3371 | HH & institutional furniture & kitchen cabinet mfg | 3 786 | 28 552 | 124 104 | 348 | 194 | 55 | 47 | 37 | 12 | 3 | — | — | — | — | — | — |
| 33711 | Wood kitchen cabinet & countertop mfg ... | 1 729 | 13 379 | 57 937 | 188 | 101 | 37 | 31 | 13 | 5 | 1 | — | — | — | — | — | — |
| 337110 | Wood kitchen cabinet & countertop mfg ... | 1 729 | 13 379 | 57 937 | 188 | 101 | 37 | 31 | 13 | 5 | 1 | — | — | — | — | — | — |
| 33712 | Household & institutional furniture mfg | 2 057 | 15 173 | 66 167 | 160 | 93 | 18 | 16 | 24 | 7 | 2 | — | — | — | — | — | — |
| 337121 | Upholstered household furniture mfg | 404 | 2 449 | 9 828 | 27 | 19 | — | 3 | 2 | 2 | 1 | — | — | — | — | — | — |
| 337122 | Nonupholstered wood household furniture mfg | 653 | 4 856 | 20 610 | 90 | 59 | 12 | 7 | 12 | — | — | — | — | — | — | — | — |
| 337124 | Metal household furniture manufacturing | 128 | 1 129 | 5 880 | 7 | 4 | 1 | — | 1 | 1 | — | — | — | — | — | — | — |
| 337125 | Household furniture (exc wood & metal) mfg | (B) | (D) | (D) | 5 | 1 | 3 | 1 | — | — | — | — | — | — | — | — | — |
| 337127 | Institutional furniture mfg | 822 | 6 372 | 28 279 | 29 | 8 | 2 | 5 | 9 | 4 | 1 | — | — | — | — | — | — |
| 337129 | Wood TV, radio, sewing machine cabinet mfg | (A) | (D) | (D) | 2 | 2 | — | — | — | — | — | — | — | — | — | — | — |
| 3372 | Office furniture (including fixtures) mfg | 2 908 | 24 929 | 105 932 | 133 | 42 | 26 | 22 | 32 | 5 | 6 | — | — | — | — | — | — |
| 33721 | Office furniture (including fixtures) mfg | 2 908 | 24 929 | 105 932 | 133 | 42 | 26 | 22 | 32 | 5 | 6 | — | — | — | — | — | — |
| 337211 | Wood office furniture mfg | 266 | 1 986 | 9 545 | 14 | 4 | 3 | 2 | 4 | 1 | — | — | — | — | — | — | — |
| 337212 | Custom architectural woodwork & millwork mfg | 675 | 6 408 | 29 162 | 36 | 10 | 8 | 7 | 9 | 1 | 1 | — | — | — | — | — | — |
| 337214 | Office furniture (except wood) mfg | 234 | 1 631 | 6 292 | 9 | 3 | 4 | 1 | — | — | 1 | — | — | — | — | — | — |
| 337215 | Showcase, partition, shelving & locker mfg | 1 733 | 14 904 | 60 933 | 74 | 25 | 11 | 12 | 19 | 3 | 4 | — | — | — | — | — | — |
| 3379 | Other furniture related product mfg | 2 159 | 15 911 | 60 862 | 37 | 10 | 7 | 4 | 5 | 4 | 5 | 2 | — | — | — | — | — |
| 33791 | Mattress mfg | 1 232 | 10 291 | 40 611 | 19 | 4 | 5 | 1 | 3 | 2 | 3 | 1 | — | — | — | — | — |
| 337910 | Mattress mfg | 1 232 | 10 291 | 40 611 | 19 | 4 | 5 | 1 | 3 | 2 | 3 | 1 | — | — | — | — | — |
| 33792 | Blind & shade mfg | 927 | 5 620 | 20 251 | 18 | 6 | 2 | 3 | 2 | 2 | 2 | 1 | — | — | — | — | — |
| 337920 | Blind & shade mfg | 927 | 5 620 | 20 251 | 18 | 6 | 2 | 3 | 2 | 2 | 2 | 1 | — | — | — | — | — |
| 339 | Miscellaneous mfg | 25 144 | 281 329 | 1 115 181 | 970 | 462 | 160 | 143 | 106 | 49 | 32 | 13 | 3 | 2 | — | — | — |
| 3391 | Medical equipment & supplies mfg | 12 662 | 181 807 | 702 387 | 404 | 205 | 67 | 46 | 48 | 12 | 15 | 7 | 2 | 2 | — | — | — |
| 33911 | Medical equipment & supplies mfg | 12 662 | 181 807 | 702 387 | 404 | 205 | 67 | 46 | 48 | 12 | 15 | 7 | 2 | 2 | — | — | — |
| 339111 | Laboratory apparatus & furniture mfg ... | 988 | 11 459 | 43 469 | 19 | 5 | 1 | 5 | 4 | 1 | 2 | 1 | — | — | — | — | — |
| 339112 | Surgical & medical instrument mfg | 2 038 | 28 313 | 111 604 | 59 | 17 | 12 | 9 | 12 | 4 | 3 | 2 | — | — | — | — | — |
| 339113 | Surgical appliance & supplies mfg | 6 947 | 114 203 | 434 705 | 54 | 14 | 2 | 10 | 10 | 5 | 6 | 3 | 2 | 2 | — | — | — |
| 339114 | Dental equipment & supplies mfg | 755 | 7 875 | 31 291 | 25 | 11 | 4 | — | 6 | 2 | 2 | — | — | — | — | — | — |
| 339115 | Ophthalmic goods mfg | 674 | 9 744 | 34 590 | 20 | 9 | 4 | 1 | 3 | — | 2 | 1 | — | — | — | — | — |
| 339116 | Dental laboratories | 1 260 | 10 213 | 46 728 | 227 | 149 | 44 | 21 | 13 | — | — | — | — | — | — | — | — |
| 3399 | Other miscellaneous mfg | 12 482 | 99 522 | 412 794 | 566 | 257 | 93 | 97 | 58 | 37 | 17 | 6 | 1 | — | — | — | — |
| 33991 | Jewelry & silverware mfg | 1 760 | 14 732 | 60 505 | 103 | 50 | 16 | 16 | 10 | 9 | 2 | — | — | — | — | — | — |
| 339911 | Jewelry (exc costume) mfg | 1 272 | 10 939 | 43 890 | 72 | 35 | 11 | 14 | 5 | 5 | 2 | — | — | — | — | — | — |
| 339912 | Silverware & hollowware mfg | (C) | (D) | (D) | 6 | 2 | 1 | — | 1 | 2 | — | — | — | — | — | — | — |
| 339913 | Jewelers' material & lapidary work mfg ... | (C) | (D) | (D) | 9 | 3 | 1 | — | 3 | 2 | — | — | — | — | — | — | — |
| 339914 | Costume jewelry & novelty mfg | (B) | (D) | (D) | 16 | 10 | 3 | 2 | 1 | — | — | — | — | — | — | — | — |
| 33992 | Sporting & athletic goods mfg | 947 | 7 352 | 28 107 | 50 | 28 | 6 | 4 | 5 | 6 | 1 | — | — | — | — | — | — |
| 339920 | Sporting & athletic goods mfg | 947 | 7 352 | 28 107 | 50 | 28 | 6 | 4 | 5 | 6 | 1 | — | — | — | — | — | — |
| 33993 | Doll, toy & game mfg | 1 620 | 8 188 | 38 557 | 24 | 7 | 8 | 2 | 2 | 1 | 2 | 1 | 1 | — | — | — | — |
| 339931 | Doll & stuffed toy mfg | (A) | (D) | (D) | 2 | 1 | 1 | — | — | — | — | — | — | — | — | — | — |
| 339932 | Game, toy & children's vehicle mfg | (G) | (D) | (D) | 22 | 6 | 7 | 2 | 2 | 1 | 2 | 1 | 1 | — | — | — | — |
| 33994 | Office supplies (exc paper) mfg | 1 164 | 9 159 | 37 467 | 53 | 20 | 10 | 11 | 5 | 4 | 3 | — | — | — | — | — | — |
| 339941 | Pen & mechanical pencil mfg | 362 | 3 040 | 12 488 | 14 | 4 | 1 | 4 | 2 | 2 | 1 | — | — | — | — | — | — |
| 339942 | Lead pencil & art good mfg | 181 | 1 401 | 6 816 | 12 | 4 | 3 | 3 | 1 | 1 | — | — | — | — | — | — | — |
| 339943 | Marking device mfg | 509 | 4 029 | 15 293 | 22 | 10 | 5 | 4 | 1 | — | 2 | — | — | — | — | — | — |
| 339944 | Carbon paper & inked ribbon mfg | 112 | 689 | 2 870 | 5 | 2 | 1 | — | 1 | 1 | — | — | — | — | — | — | — |
| 33995 | Sign mfg | 3 633 | 30 635 | 130 928 | 194 | 107 | 30 | 29 | 11 | 9 | 5 | 3 | — | — | — | — | — |
| 339950 | Sign mfg | 3 633 | 30 635 | 130 928 | 194 | 107 | 30 | 29 | 11 | 9 | 5 | 3 | — | — | — | — | — |
| 33999 | All other misc mfg | 3 358 | 29 456 | 117 230 | 142 | 45 | 23 | 35 | 25 | 8 | 4 | 2 | — | — | — | — | — |
| 339991 | Gasket, packing & sealing device mfg .. | 866 | 10 076 | 38 717 | 22 | 2 | 2 | 8 | 6 | 2 | 1 | 1 | — | — | — | — | — |
| 339992 | Musical instrument mfg | (C) | (D) | (D) | 15 | 7 | 5 | 3 | — | — | — | — | — | — | — | — | — |
| 339993 | Fastener, button, needle & pin mfg | 244 | 2 154 | 8 087 | 11 | 2 | 4 | 2 | 2 | 1 | — | — | — | — | — | — | — |
| 339994 | Broom, brush & mop mfg | 320 | 3 437 | 9 476 | 17 | 5 | 2 | 5 | 4 | — | 1 | — | — | — | — | — | — |
| 339995 | Burial casket mfg | (B) | (D) | (D) | 3 | — | — | 2 | 1 | — | — | — | — | — | — | — | — |
| 339999 | All other miscellaneous mfg | 1 771 | 12 697 | 56 373 | 74 | 29 | 10 | 15 | 12 | 5 | 2 | 1 | — | — | — | — | — |
| 42 | Wholesale trade | 281 004 | 3 717 519 | 15 163 297 | | | | | | | | | | | | | |

Table 2. The State—Employees, Payroll, and Establishments by Industry: 2001—Con.

[Excludes most government employees, railroad employees, and self-employed persons. Size class 1 to 4 includes establishments with payroll, but no employees, during mid-March pay period. (D) denotes figures withheld to avoid disclosing data for individual companies; the data are included in broader industry totals. For explanation of terms, abbreviations, and data reliability/comparability, see introductory text]

| NAICS code | Industry | Number of employees for week including March 12 | Payroll (\$1,000) | | Total number of establishments | Number of establishments by employment-size class | | | | | | | | | | | |
|------------|--|---|-------------------|-----------|--------------------------------|---|--------|----------|----------|----------|------------|------------|------------|---------------|---|---|---|
| | | | First quarter | Annual | | 1 to 4 | 5 to 9 | 10 to 19 | 20 to 49 | 50 to 99 | 100 to 249 | 250 to 499 | 500 to 999 | 1,000 or more | | | |
| 42 | Wholesale trade—Con. | | | | | | | | | | | | | | | | |
| 421 | Wholesale trade, durable goods—Con. | | | | | | | | | | | | | | | | |
| 4211 | Motor vehicle, motor vehicle pt & supply whsle | 13 165 | 136 449 | 555 149 | 884 | 421 | 186 | 125 | 92 | 40 | 15 | 5 | — | — | — | — | — |
| 42111 | Automobile & other motor vehicle whsle | 4 924 | 61 540 | 251 216 | 242 | 118 | 36 | 32 | 34 | 11 | 8 | 3 | — | — | — | — | — |
| 421110 | Automobile & other motor vehicle whsle | 4 924 | 61 540 | 251 216 | 242 | 118 | 36 | 32 | 34 | 11 | 8 | 3 | — | — | — | — | — |
| 42112 | Motor vehicle supplies & new parts whsle | 6 587 | 62 115 | 244 588 | 443 | 204 | 90 | 72 | 44 | 25 | 6 | 2 | — | — | — | — | — |
| 421120 | Motor vehicle supplies & new parts whsle | 6 587 | 62 115 | 244 588 | 443 | 204 | 90 | 72 | 44 | 25 | 6 | 2 | — | — | — | — | — |
| 42113 | Tire & tube whsle | 700 | 6 594 | 30 134 | 51 | 24 | 11 | 4 | 8 | 4 | — | — | — | — | — | — | — |
| 421130 | Tire & tube whsle | 700 | 6 594 | 30 134 | 51 | 24 | 11 | 4 | 8 | 4 | — | — | — | — | — | — | — |
| 42114 | Motor vehicle parts (used) whsle | 954 | 6 200 | 29 211 | 148 | 75 | 49 | 17 | 6 | — | 1 | — | — | — | — | — | — |
| 421140 | Motor vehicle parts (used) whsle | 954 | 6 200 | 29 211 | 148 | 75 | 49 | 17 | 6 | — | 1 | — | — | — | — | — | — |
| 4212 | Furniture & home furnishing whsle | 11 250 | 130 561 | 555 368 | 683 | 371 | 109 | 79 | 71 | 30 | 19 | 4 | — | — | — | — | — |
| 42121 | Furniture whsle | 3 646 | 47 065 | 184 008 | 254 | 151 | 31 | 25 | 33 | 7 | 6 | 1 | — | — | — | — | — |
| 421210 | Furniture whsle | 3 646 | 47 065 | 184 008 | 254 | 151 | 31 | 25 | 33 | 7 | 6 | 1 | — | — | — | — | — |
| 42122 | Home furnishing whsle | 7 604 | 83 496 | 371 360 | 429 | 220 | 78 | 54 | 38 | 23 | 13 | 3 | — | — | — | — | — |
| 421220 | Home furnishing whsle | 7 604 | 83 496 | 371 360 | 429 | 220 | 78 | 54 | 38 | 23 | 13 | 3 | — | — | — | — | — |
| 4213 | Lumber & other construction materials whsle | 5 442 | 58 609 | 252 308 | 421 | 190 | 76 | 82 | 58 | 9 | 6 | — | — | — | — | — | — |
| 42131 | Lumber, plywood, millwork & wood panel whsle | 2 171 | 24 389 | 101 900 | 175 | 81 | 28 | 37 | 23 | 4 | 2 | — | — | — | — | — | — |
| 421310 | Lumber, plywood, millwork & wood panel whsle | 2 171 | 24 389 | 101 900 | 175 | 81 | 28 | 37 | 23 | 4 | 2 | — | — | — | — | — | — |
| 42132 | Brick & related construction material whsle | 856 | 9 366 | 43 517 | 99 | 49 | 20 | 19 | 9 | 2 | — | — | — | — | — | — | — |
| 421320 | Brick & related construction material whsle | 856 | 9 366 | 43 517 | 99 | 49 | 20 | 19 | 9 | 2 | — | — | — | — | — | — | — |
| 42133 | Roofing, siding & insulation material whsle | 910 | 9 339 | 43 804 | 55 | 17 | 11 | 13 | 13 | — | 1 | — | — | — | — | — | — |
| 421330 | Roofing, siding & insulation material whsle | 910 | 9 339 | 43 804 | 55 | 17 | 11 | 13 | 13 | — | 1 | — | — | — | — | — | — |
| 42139 | Other construction material whsle | 1 505 | 15 515 | 63 087 | 92 | 43 | 17 | 13 | 13 | 3 | 3 | — | — | — | — | — | — |
| 421390 | Other construction material whsle | 1 505 | 15 515 | 63 087 | 92 | 43 | 17 | 13 | 13 | 3 | 3 | — | — | — | — | — | — |
| 4214 | Professional & commercial equip & supp whsle | 38 040 | 586 616 | 2 322 290 | 1 777 | 896 | 299 | 224 | 210 | 72 | 52 | 15 | 7 | 2 | — | — | — |
| 42141 | Photographic equipment & supplies whsle | 1 910 | 30 115 | 126 565 | 65 | 21 | 8 | 9 | 15 | 8 | 3 | 1 | — | — | — | — | — |
| 421410 | Photographic equipment & supplies whsle | 1 910 | 30 115 | 126 565 | 65 | 21 | 8 | 9 | 15 | 8 | 3 | 1 | — | — | — | — | — |
| 42142 | Office equipment whsle | 7 112 | 91 165 | 366 838 | 244 | 97 | 40 | 46 | 31 | 13 | 11 | 5 | 1 | — | — | — | — |
| 421420 | Office equipment whsle | 7 112 | 91 165 | 366 838 | 244 | 97 | 40 | 46 | 31 | 13 | 11 | 5 | 1 | — | — | — | — |
| 42143 | Computer & peripheral equip & software whsle | 14 495 | 277 703 | 1 019 373 | 721 | 392 | 118 | 76 | 85 | 27 | 14 | 4 | 4 | 1 | — | — | — |
| 421430 | Computer & peripheral equip & software whsle | 14 495 | 277 703 | 1 019 373 | 721 | 392 | 118 | 76 | 85 | 27 | 14 | 4 | 4 | 1 | — | — | — |
| 42144 | Other commercial equipment whsle | 2 598 | 28 691 | 123 371 | 202 | 110 | 38 | 25 | 21 | 3 | 4 | 1 | — | — | — | — | — |
| 421440 | Other commercial equipment whsle | 2 598 | 28 691 | 123 371 | 202 | 110 | 38 | 25 | 21 | 3 | 4 | 1 | — | — | — | — | — |
| 42145 | Medical, dental, hospital equip & supp whsle | 6 494 | 100 619 | 444 873 | 358 | 181 | 64 | 46 | 37 | 14 | 14 | 1 | 1 | — | — | — | — |
| 421450 | Medical, dental, hospital equip & supp whsle | 6 494 | 100 619 | 444 873 | 358 | 181 | 64 | 46 | 37 | 14 | 14 | 1 | 1 | — | — | — | — |
| 42146 | Ophthalmic goods whsle | 3 370 | 33 594 | 136 029 | 58 | 25 | 7 | 7 | 8 | 3 | 4 | 3 | — | — | — | — | — |
| 421460 | Ophthalmic goods whsle | 3 370 | 33 594 | 136 029 | 58 | 25 | 7 | 7 | 8 | 3 | 4 | 3 | — | — | — | — | — |
| 42149 | Oth professional equipment & supplies whsle | 2 061 | 24 729 | 105 241 | 129 | 70 | 24 | 15 | 13 | 4 | 2 | — | 1 | — | — | — | — |
| 421490 | Oth professional equipment & supplies whsle | 2 061 | 24 729 | 105 241 | 129 | 70 | 24 | 15 | 13 | 4 | 2 | — | 1 | — | — | — | — |
| 4215 | Metal & mineral (except petroleum) whsle | 4 849 | 61 328 | 251 359 | 462 | 242 | 83 | 68 | 48 | 19 | 2 | — | — | — | — | — | — |
| 42151 | Metal service centers & offices whsle | 4 638 | 57 933 | 237 259 | 438 | 226 | 80 | 66 | 46 | 18 | 2 | — | — | — | — | — | — |
| 421510 | Metal service centers & offices whsle | 4 638 | 57 933 | 237 259 | 438 | 226 | 80 | 66 | 46 | 18 | 2 | — | — | — | — | — | — |
| 42152 | Coal & other mineral & ore whsle | 211 | 3 395 | 14 100 | 24 | 16 | 3 | 2 | 2 | 1 | — | — | — | — | — | — | — |
| 421520 | Coal & other mineral & ore whsle | 211 | 3 395 | 14 100 | 24 | 16 | 3 | 2 | 2 | 1 | — | — | — | — | — | — | — |
| 4216 | Electrical goods whsle | 26 424 | 434 590 | 1 780 406 | 1 500 | 715 | 304 | 216 | 169 | 55 | 31 | 5 | 4 | 1 | — | — | — |
| 42161 | Elec equip, wiring supp, const material whsle | 5 604 | 76 557 | 307 948 | 472 | 204 | 103 | 82 | 65 | 14 | 4 | — | — | — | — | — | — |
| 421610 | Elec equip, wiring supp, const material whsle | 5 604 | 76 557 | 307 948 | 472 | 204 | 103 | 82 | 65 | 14 | 4 | — | — | — | — | — | — |
| 42162 | Electric appliance, TV, radio set whsle | 7 355 | 115 068 | 520 229 | 163 | 75 | 35 | 15 | 13 | 13 | 7 | 1 | 3 | 1 | — | — | — |
| 421620 | Electric appliance, TV, radio set whsle | 7 355 | 115 068 | 520 229 | 163 | 75 | 35 | 15 | 13 | 13 | 7 | 1 | 3 | 1 | — | — | — |
| 42169 | Other electronic parts & equipment whsle | 13 465 | 242 965 | 952 229 | 865 | 436 | 166 | 119 | 91 | 28 | 20 | 4 | 1 | — | — | — | — |
| 421690 | Other electronic parts & equipment whsle | 13 465 | 242 965 | 952 229 | 865 | 436 | 166 | 119 | 91 | 28 | 20 | 4 | 1 | — | — | — | — |
| 4217 | Hardware, plumb & heating equip & sup whsle | 8 305 | 95 146 | 408 492 | 681 | 303 | 167 | 92 | 87 | 24 | 8 | — | — | — | — | — | — |
| 42171 | Hardware whsle | 3 755 | 41 463 | 177 927 | 309 | 149 | 64 | 38 | 45 | 9 | 4 | — | — | — | — | — | — |
| 421710 | Hardware whsle | 3 755 | 41 463 | 177 927 | 309 | 149 | 64 | 38 | 45 | 9 | 4 | — | — | — | — | — | — |
| 42172 | Plumbing & heating equipment & supplies whsle | 2 136 | 22 963 | 98 834 | 160 | 63 | 44 | 23 | 20 | 8 | 2 | — | — | — | — | — | — |
| 421720 | Plumbing & heating equipment & supplies whsle | 2 136 | 22 963 | 98 834 | 160 | 63 | 44 | 23 | 20 | 8 | 2 | — | — | — | — | — | — |
| 42173 | Warm air heating & AC equip & supplies whsle | 1 989 | 26 420 | 113 154 | 175 | 71 | 56 | 24 | 16 | 6 | 2 | — | — | — | — | — | — |
| 421730 | Warm air heating & AC equip & supplies whsle | 1 989 | 26 420 | 113 154 | 175 | 71 | 56 | 24 | 16 | 6 | 2 | — | — | — | — | — | — |
| 42174 | Refrigeration equipment & supplies whsle | 425 | 4 300 | 18 577 | 37 | 20 | 3 | 7 | 6 | 1 | — | — | — | — | — | — | — |
| 421740 | Refrigeration equipment & supplies whsle | 425 | 4 300 | 18 577 | 37 | 20 | 3 | 7 | 6 | 1 | — | — | — | — | — | — | — |
| 4218 | Machinery, equipment & supplies whsle | 23 227 | 293 706 | 1 217 522 | 2 169 | 1 147 | 453 | 312 | 188 | 43 | 19 | 6 | 1 | — | — | — | — |
| 42181 | Const & mining (exc petroleum) equip whsle | 1 975 | 26 520 | 108 807 | 113 | 55 | 16 | 18 | 15 | 6 | 2 | 1 | — | — | — | — | — |
| 421810 | Const & mining (exc petroleum) equip whsle | 1 975 | 26 520 | 108 807 | 113 | 55 | 16 | 18 | 15 | 6 | 2 | 1 | — | — | — | — | — |
| 42182 | Farm & garden machinery & equipment whsle | 856 | 7 385 | 35 574 | 90 | 55 | 12 | 12 | 9 | 1 | — | — | — | — | — | — | — |

See footnotes at end of table.

Table 2. The State—Employees, Payroll, and Establishments by Industry: 2001—Con.

[Excludes most government employees, railroad employees, and self-employed persons. Size class 1 to 4 includes establishments with payroll, but no employees, during mid-March pay period. (D) denotes figures withheld to avoid disclosing data for individual companies; the data are included in broader industry totals. For explanation of terms, abbreviations, and data reliability/comparability, see introductory text]

| NAICS code | Industry | Number of employees for week including March 12 | Payroll (\$1,000) | | Total number of establishments | Number of establishments by employment-size class | | | | | | | | | | | | | | |
|------------|---|---|-------------------|-----------|--------------------------------|---|--------|----------|----------|----------|------------|------------|------------|---------------|---|---|---|---|---|---|
| | | | First quarter | Annual | | 1 to 4 | 5 to 9 | 10 to 19 | 20 to 49 | 50 to 99 | 100 to 249 | 250 to 499 | 500 to 999 | 1,000 or more | | | | | | |
| 42 | Wholesale trade—Con. | | | | | | | | | | | | | | | | | | | |
| 421 | Wholesale trade, durable goods—Con. | | | | | | | | | | | | | | | | | | | |
| 4218 | Machinery, equipment & supplies whsle—Con. | | | | | | | | | | | | | | | | | | | |
| 42182 | Farm & garden machinery & equipment whsle—Con. | | | | | | | | | | | | | | | | | | | |
| 421820 | Farm & garden machinery & equipment whsle | 856 | 7 385 | 35 574 | 90 | 55 | 12 | 12 | 9 | 1 | 1 | — | — | — | — | — | — | — | — | — |
| 42183 | Industrial machinery & equipment whsle .. | 12 215 | 164 116 | 671 925 | 1 134 | 617 | 228 | 159 | 96 | 19 | 11 | 3 | 1 | — | — | — | — | — | — | — |
| 421830 | Industrial machinery & equipment whsle | 12 215 | 164 116 | 671 925 | 1 134 | 617 | 228 | 159 | 96 | 19 | 11 | 3 | 1 | — | — | — | — | — | — | — |
| 42184 | Industrial supplies whsle | 4 285 | 49 963 | 206 401 | 477 | 240 | 112 | 73 | 41 | 9 | 2 | — | — | — | — | — | — | — | — | — |
| 421840 | Industrial supplies whsle | 4 285 | 49 963 | 206 401 | 477 | 240 | 112 | 73 | 41 | 9 | 2 | — | — | — | — | — | — | — | — | — |
| 42185 | Service establishment equip & supplies whsle | 2 225 | 21 939 | 93 761 | 232 | 121 | 54 | 31 | 18 | 6 | 1 | 1 | — | — | — | — | — | — | — | — |
| 421850 | Service establishment equip & supplies whsle | 2 225 | 21 939 | 93 761 | 232 | 121 | 54 | 31 | 18 | 6 | 1 | 1 | — | — | — | — | — | — | — | — |
| 42186 | Transportation equip, supplies (exc MV) whsle | 1 671 | 23 783 | 101 054 | 123 | 59 | 31 | 19 | 9 | 2 | 2 | 1 | — | — | — | — | — | — | — | — |
| 421860 | Transportation equip, supplies (exc MV) whsle | 1 671 | 23 783 | 101 054 | 123 | 59 | 31 | 19 | 9 | 2 | 2 | 1 | — | — | — | — | — | — | — | — |
| 4219 | Miscellaneous durable goods whsle | 16 727 | 169 119 | 677 978 | 1 489 | 970 | 210 | 149 | 99 | 35 | 21 | 2 | 2 | 1 | — | — | — | — | — | — |
| 42191 | Sporting & recreational goods & supply whsle | 1 920 | 20 796 | 90 593 | 182 | 107 | 24 | 25 | 21 | 2 | 3 | — | — | — | — | — | — | — | — | — |
| 421910 | Sporting & recreational goods & supply whsle | 1 920 | 20 796 | 90 593 | 182 | 107 | 24 | 25 | 21 | 2 | 3 | — | — | — | — | — | — | — | — | — |
| 42192 | Toy & hobby goods & supplies whsle | 3 596 | 37 608 | 144 520 | 157 | 89 | 32 | 15 | 11 | 5 | 3 | — | 1 | — | — | — | — | — | — | — |
| 421920 | Toy & hobby goods & supplies whsle ... | 3 596 | 37 608 | 144 520 | 157 | 89 | 32 | 15 | 11 | 5 | 3 | — | 1 | — | — | — | — | — | — | — |
| 42193 | Recyclable material whsle | 4 456 | 40 028 | 158 080 | 304 | 142 | 57 | 58 | 24 | 15 | 8 | — | — | — | — | — | — | — | — | — |
| 421930 | Recyclable material whsle | 4 456 | 40 028 | 158 080 | 304 | 142 | 57 | 58 | 24 | 15 | 8 | — | — | — | — | — | — | — | — | — |
| 42194 | Jewelry, watch, precious stone & metal whsle | 2 426 | 28 125 | 116 800 | 291 | 214 | 34 | 16 | 18 | 6 | 2 | 1 | — | — | — | — | — | — | — | — |
| 421940 | Jewelry, watch, precious stone & metal whsle | 2 426 | 28 125 | 116 800 | 291 | 214 | 34 | 16 | 18 | 6 | 2 | 1 | — | — | — | — | — | — | — | — |
| 42199 | Other miscellaneous durable goods whsle | 4 329 | 42 562 | 167 985 | 555 | 418 | 63 | 35 | 25 | 7 | 5 | 1 | 1 | — | — | — | — | — | — | — |
| 421990 | Other miscellaneous durable goods whsle | 4 329 | 42 562 | 167 985 | 555 | 418 | 63 | 35 | 25 | 7 | 5 | 1 | 1 | — | — | — | — | — | — | — |
| 422 | Wholesale trade, nondurable goods | 133 575 | 1 751 395 | 7 142 425 | 6 725 | 3 798 | 1 071 | 727 | 654 | 255 | 144 | 50 | 18 | 8 | — | — | — | — | — | — |
| 4221 | Paper & paper product whsle | 12 929 | 123 038 | 510 593 | 744 | 412 | 137 | 88 | 67 | 23 | 13 | 2 | 1 | 1 | — | — | — | — | — | — |
| 42211 | Printing & writing paper whsle | 1 908 | 27 510 | 108 668 | 117 | 63 | 22 | 9 | 12 | 8 | 3 | — | — | — | — | — | — | — | — | — |
| 422110 | Printing & writing paper whsle | 1 908 | 27 510 | 108 668 | 117 | 63 | 22 | 9 | 12 | 8 | 3 | — | — | — | — | — | — | — | — | — |
| 42212 | Stationery & office supplies whsle | 7 660 | 55 481 | 228 307 | 333 | 194 | 57 | 43 | 24 | 5 | 6 | 2 | 1 | 1 | — | — | — | — | — | — |
| 422120 | Stationery & office supplies whsle | 7 660 | 55 481 | 228 307 | 333 | 194 | 57 | 43 | 24 | 5 | 6 | 2 | 1 | 1 | — | — | — | — | — | — |
| 42213 | Industrial & personal service paper whsle .. | 3 361 | 40 047 | 173 618 | 294 | 155 | 58 | 36 | 31 | 10 | 4 | — | — | — | — | — | — | — | — | — |
| 422130 | Industrial & personal service paper whsle | 3 361 | 40 047 | 173 618 | 294 | 155 | 58 | 36 | 31 | 10 | 4 | — | — | — | — | — | — | — | — | — |
| 4222 | Drugs & druggists' sundries whsle | 32 797 | 583 338 | 2 417 088 | 497 | 246 | 65 | 56 | 54 | 28 | 21 | 15 | 7 | 5 | — | — | — | — | — | — |
| 42221 | Drugs & druggists' sundries whsle | 32 797 | 583 338 | 2 417 088 | 497 | 246 | 65 | 56 | 54 | 28 | 21 | 15 | 7 | 5 | — | — | — | — | — | — |
| 422210 | Drugs & druggists' sundries whsle | 32 797 | 583 338 | 2 417 088 | 497 | 246 | 65 | 56 | 54 | 28 | 21 | 15 | 7 | 5 | — | — | — | — | — | — |
| 4223 | Apparel, piece goods & notions whsle | 15 652 | 165 048 | 668 784 | 1 061 | 645 | 154 | 108 | 99 | 29 | 16 | 9 | — | 1 | — | — | — | — | — | — |
| 42231 | Piece goods, notions & other dry goods whsle | 3 459 | 26 847 | 117 702 | 321 | 208 | 46 | 37 | 25 | 3 | 1 | — | — | 1 | — | — | — | — | — | — |
| 422310 | Piece goods, notions & other dry goods whsle | 3 459 | 26 847 | 117 702 | 321 | 208 | 46 | 37 | 25 | 3 | 1 | — | — | 1 | — | — | — | — | — | — |
| 42232 | Men's & boys' clothing & furnishings whsle | 2 956 | 42 932 | 150 894 | 257 | 159 | 47 | 20 | 19 | 9 | 1 | 2 | — | — | — | — | — | — | — | — |
| 422320 | Men's & boys' clothing & furnishings whsle | 2 956 | 42 932 | 150 894 | 257 | 159 | 47 | 20 | 19 | 9 | 1 | 2 | — | — | — | — | — | — | — | — |
| 42233 | Women's, children's, infants' clothing whsle | 7 796 | 76 879 | 323 688 | 388 | 229 | 41 | 39 | 48 | 14 | 10 | 7 | — | — | — | — | — | — | — | — |
| 422330 | Women's, children's, infants' clothing whsle | 7 796 | 76 879 | 323 688 | 388 | 229 | 41 | 39 | 48 | 14 | 10 | 7 | — | — | — | — | — | — | — | — |
| 42234 | Footwear whsle | 1 441 | 18 390 | 76 500 | 95 | 49 | 20 | 12 | 7 | 3 | 4 | — | — | — | — | — | — | — | — | — |
| 422340 | Footwear whsle | 1 441 | 18 390 | 76 500 | 95 | 49 | 20 | 12 | 7 | 3 | 4 | — | — | — | — | — | — | — | — | — |
| 4224 | Grocery & related product whsle | 35 648 | 391 016 | 1 656 199 | 1 840 | 988 | 295 | 207 | 202 | 82 | 43 | 16 | 7 | — | — | — | — | — | — | — |
| 42241 | General line grocery whsle | 6 093 | 60 748 | 269 698 | 176 | 91 | 31 | 16 | 12 | 10 | 7 | 8 | 1 | — | — | — | — | — | — | — |
| 422410 | General line grocery whsle | 6 093 | 60 748 | 269 698 | 176 | 91 | 31 | 16 | 12 | 10 | 7 | 8 | 1 | — | — | — | — | — | — | — |
| 42242 | Packaged frozen food whsle | 2 242 | 22 168 | 93 342 | 144 | 65 | 29 | 20 | 20 | 6 | 4 | — | — | — | — | — | — | — | — | — |
| 422420 | Packaged frozen food whsle | 2 242 | 22 168 | 93 342 | 144 | 65 | 29 | 20 | 20 | 6 | 4 | — | — | — | — | — | — | — | — | — |
| 42243 | Dairy product (exc dried or canned) whsle | 2 883 | 30 795 | 132 618 | 129 | 63 | 15 | 17 | 16 | 11 | 7 | — | — | — | — | — | — | — | — | — |
| 422430 | Dairy product (exc dried or canned) whsle | 2 883 | 30 795 | 132 618 | 129 | 63 | 15 | 17 | 16 | 11 | 7 | — | — | — | — | — | — | — | — | — |
| 42244 | Poultry & poultry product whsle | 558 | 4 670 | 18 602 | 38 | 17 | 8 | 2 | 9 | 2 | — | — | — | — | — | — | — | — | — | — |
| 422440 | Poultry & poultry product whsle | 558 | 4 670 | 18 602 | 38 | 17 | 8 | 2 | 9 | 2 | — | — | — | — | — | — | — | — | — | — |
| 42245 | Confectionery whsle | 3 617 | 58 121 | 245 021 | 120 | 64 | 16 | 10 | 16 | 7 | 3 | 2 | 2 | — | — | — | — | — | — | — |
| 422450 | Confectionery whsle | 3 617 | 58 121 | 245 021 | 120 | 64 | 16 | 10 | 16 | 7 | 3 | 2 | 2 | — | — | — | — | — | — | — |
| 42246 | Fish & seafood whsle | 1 023 | 8 933 | 39 677 | 112 | 62 | 20 | 20 | 7 | 2 | 1 | — | — | — | — | — | — | — | — | — |
| 422460 | Fish & seafood whsle | 1 023 | 8 933 | 39 677 | 112 | 62 | 20 | 20 | 7 | 2 | 1 | — | — | — | — | — | — | — | — | — |
| 42247 | Meat & meat product whsle | 2 350 | 22 563 | 95 852 | 196 | 115 | 35 | 17 | 17 | 9 | 2 | 1 | — | — | — | — | — | — | — | — |
| 422470 | Meat & meat product whsle | 2 350 | 22 563 | 95 852 | 196 | 115 | 35 | 17 | 17 | 9 | 2 | 1 | — | — | — | — | — | — | — | — |
| 42248 | Fresh fruit & vegetable whsle | 2 610 | 25 801 | 121 055 | 231 | 137 | 36 | 26 | 23 | 5 | 3 | 1 | — | — | — | — | — | — | — | — |
| 422480 | Fresh fruit & vegetable whsle | 2 610 | 25 801 | 121 055 | 231 | 137 | 36 | 26 | 23 | 5 | 3 | 1 | — | — | — | — | — | — | — | — |
| 42249 | Other grocery & related products whsle .. | 14 272 | 157 217 | 640 334 | 694 | 374 | 105 | 79 | 82 | 30 | 16 | 4 | 4 | — | — | — | — | — | — | — |
| 422490 | Other grocery & related products whsle .. | 14 272 | 157 217 | 640 334 | 694 | 374 | 105 | 79 | 82 | 30 | 16 | 4 | 4 | — | — | — | — | — | — | — |
| 4225 | Farm product raw material whsle | 729 | 7 940 | 31 604 | 70 | 49 | 12 | 1 | 5 | 2 | 1 | — | — | — | — | — | | | | |

Table 2. The State—Employees, Payroll, and Establishments by Industry: 2001—Con.

[Excludes most government employees, railroad employees, and self-employed persons. Size class 1 to 4 includes establishments with payroll, but no employees, during mid-March pay period. (D) denotes figures withheld to avoid disclosing data for individual companies; the data are included in broader industry totals. For explanation of terms, abbreviations, and data reliability/comparability, see introductory text]

| NAICS code | Industry | Number of employees for week including March 12 | Payroll (\$1,000) | | Total number of establishments | Number of establishments by employment-size class | | | | | | | | | | | |
|--------------|--|---|-------------------|-------------------|--------------------------------|---|--------------|--------------|--------------|------------|------------|------------|------------|---------------|---|---|---|
| | | | First quarter | Annual | | 1 to 4 | 5 to 9 | 10 to 19 | 20 to 49 | 50 to 99 | 100 to 249 | 250 to 499 | 500 to 999 | 1,000 or more | | | |
| 42 | Wholesale trade—Con. | | | | | | | | | | | | | | | | |
| 422 | Wholesale trade, nondurable goods—Con. | | | | | | | | | | | | | | | | |
| 4226 | Chemical & allied products whse—Con. | | | | | | | | | | | | | | | | |
| 42261 | Plastics materials & basic forms, shapes whse—Con. | | | | | | | | | | | | | | | | |
| 422610 | Plastics materials & basic forms, shapes whse | 3 327 | 52 890 | 181 742 | 246 | 141 | 46 | 22 | 22 | 11 | 2 | 2 | — | — | — | — | — |
| 42269 | Other chemical & allied products whse .. | 6 068 | 98 085 | 386 975 | 598 | 336 | 89 | 84 | 71 | 16 | 1 | 1 | — | — | — | — | — |
| 422690 | Other chemical & allied products whse .. | 6 068 | 98 085 | 386 975 | 598 | 336 | 89 | 84 | 71 | 16 | 1 | 1 | — | — | — | — | — |
| 4227 | Petroleum & petroleum products whse | 3 653 | 83 066 | 258 841 | 197 | 77 | 41 | 38 | 28 | 9 | 3 | — | 1 | — | — | — | — |
| 42271 | Petroleum bulk stations & terminals | 2 381 | 40 126 | 127 730 | 93 | 28 | 16 | 22 | 18 | 7 | 1 | — | 1 | — | — | — | — |
| 422710 | Petroleum bulk stations & terminals | 2 381 | 40 126 | 127 730 | 93 | 28 | 16 | 22 | 18 | 7 | 1 | — | 1 | — | — | — | — |
| 42272 | Petroleum prod whse (exc bulk sta, terminals) | 1 272 | 42 940 | 131 111 | 104 | 49 | 25 | 16 | 10 | 2 | 2 | — | — | — | — | — | — |
| 422720 | Petroleum prod whse (exc bulk sta, terminals) | 1 272 | 42 940 | 131 111 | 104 | 49 | 25 | 16 | 10 | 2 | 2 | — | — | — | — | — | — |
| 4228 | Beer, wine, distilled alcoholic beverage whse | 4 288 | 58 342 | 240 564 | 122 | 59 | 11 | 12 | 9 | 15 | 14 | 2 | — | — | — | — | — |
| 42281 | Beer & ale whse | 1 963 | 20 611 | 89 800 | 39 | 13 | 1 | 4 | 2 | 12 | 7 | — | — | — | — | — | — |
| 422810 | Beer & ale whse | 1 963 | 20 611 | 89 800 | 39 | 13 | 1 | 4 | 2 | 12 | 7 | — | — | — | — | — | — |
| 42282 | Wine & distilled alcoholic beverage whse .. | 2 325 | 37 731 | 150 764 | 83 | 46 | 10 | 8 | 7 | 3 | 7 | 2 | — | — | — | — | — |
| 422820 | Wine & distilled alcoholic beverage whse .. | 2 325 | 37 731 | 150 764 | 83 | 46 | 10 | 8 | 7 | 3 | 7 | 2 | — | — | — | — | — |
| 4229 | Miscellaneous nondurable goods whse | 18 484 | 188 632 | 790 035 | 1 350 | 845 | 221 | 111 | 97 | 40 | 30 | 3 | 2 | 1 | — | — | — |
| 42291 | Farm supplies whse | 1 100 | 16 494 | 55 597 | 118 | 73 | 21 | 13 | 6 | 4 | 1 | — | — | — | — | — | — |
| 422910 | Farm supplies whse | 1 100 | 16 494 | 55 597 | 118 | 73 | 21 | 13 | 6 | 4 | 1 | — | — | — | — | — | — |
| 42292 | Book, periodical & newspaper whse | 6 168 | 63 431 | 265 478 | 142 | 62 | 26 | 15 | 15 | 11 | 9 | 1 | 2 | 1 | — | — | — |
| 422920 | Book, periodical & newspaper whse | 6 168 | 63 431 | 265 478 | 142 | 62 | 26 | 15 | 15 | 11 | 9 | 1 | 2 | 1 | — | — | — |
| 42293 | Flower, nursery stock, florists' supplies whse | 2 606 | 20 565 | 90 393 | 154 | 79 | 33 | 14 | 17 | 4 | 6 | 1 | — | — | — | — | — |
| 422930 | Flower, nursery stock, florists' supplies whse | 2 606 | 20 565 | 90 393 | 154 | 79 | 33 | 14 | 17 | 4 | 6 | 1 | — | — | — | — | — |
| 42294 | Tobacco & tobacco product whse | 1 534 | 16 388 | 62 087 | 85 | 37 | 17 | 12 | 10 | 5 | 4 | — | — | — | — | — | — |
| 422940 | Tobacco & tobacco product whse | 1 534 | 16 388 | 62 087 | 85 | 37 | 17 | 12 | 10 | 5 | 4 | — | — | — | — | — | — |
| 42295 | Paint, varnish & supplies whse | 1 053 | 10 812 | 44 722 | 74 | 29 | 21 | 11 | 9 | 3 | 1 | — | — | — | — | — | — |
| 422950 | Paint, varnish & supplies whse | 1 053 | 10 812 | 44 722 | 74 | 29 | 21 | 11 | 9 | 3 | 1 | — | — | — | — | — | — |
| 42299 | Other miscellaneous nondurable goods whse .. | 6 023 | 60 942 | 271 758 | 777 | 565 | 103 | 46 | 40 | 13 | 9 | 1 | — | — | — | — | — |
| 422990 | Other miscellaneous nondurable goods whse .. | 6 023 | 60 942 | 271 758 | 777 | 565 | 103 | 46 | 40 | 13 | 9 | 1 | — | — | — | — | — |
| 44-45 | Retail trade | 434 008 | 2 467 192 | 10 461 246 | 35 071 | 18 471 | 7 216 | 4 877 | 2 899 | 876 | 580 | 138 | 12 | 2 | | | |
| 441 | Motor vehicle & parts dealers | 47 724 | 446 226 | 2 036 368 | 2 887 | 1 235 | 533 | 403 | 451 | 212 | 51 | 2 | — | — | — | — | — |
| 4411 | Automobile dealers | 32 858 | 348 640 | 1 614 258 | 1 323 | 590 | 109 | 92 | 288 | 194 | 49 | 1 | — | — | — | — | — |
| 44111 | New car dealers | 30 980 | 335 359 | 1 549 912 | 805 | 177 | 32 | 77 | 278 | 191 | 49 | 1 | — | — | — | — | — |
| 441110 | New car dealers | 30 980 | 335 359 | 1 549 912 | 805 | 177 | 32 | 77 | 278 | 191 | 49 | 1 | — | — | — | — | — |
| 44112 | Used car dealers | 1 878 | 13 281 | 64 346 | 518 | 413 | 77 | 15 | 10 | 3 | — | — | — | — | — | — | — |
| 441120 | Used car dealers | 1 878 | 13 281 | 64 346 | 518 | 413 | 77 | 15 | 10 | 3 | — | — | — | — | — | — | — |
| 4412 | Other motor vehicle dealers | 2 660 | 19 450 | 90 588 | 302 | 154 | 52 | 57 | 36 | 3 | — | — | — | — | — | — | — |
| 44121 | Recreational vehicle dealers | 330 | 2 396 | 11 323 | 33 | 17 | 5 | 7 | 4 | — | — | — | — | — | — | — | — |
| 441210 | Recreational vehicle dealers | 330 | 2 396 | 11 323 | 33 | 17 | 5 | 7 | 4 | — | — | — | — | — | — | — | — |
| 44122 | Motorcycle & boat & other MV dealers | 2 330 | 17 054 | 79 265 | 269 | 137 | 47 | 50 | 32 | 3 | — | — | — | — | — | — | — |
| 441221 | Motorcycle dealers | 1 725 | 5 395 | 26 074 | 84 | 41 | 11 | 21 | 11 | — | — | — | — | — | — | — | — |
| 441222 | Boat dealers | 1 287 | 8 099 | 38 907 | 158 | 81 | 32 | 26 | 18 | 1 | — | — | — | — | — | — | — |
| 441229 | All other motor vehicle dealers | 318 | 3 560 | 14 284 | 27 | 15 | 4 | 3 | 3 | 2 | — | — | — | — | — | — | — |
| 4413 | Automotive parts, accessories & tire stores .. | 12 206 | 78 136 | 331 522 | 1 262 | 491 | 372 | 254 | 127 | 15 | 2 | 1 | — | — | — | — | — |
| 44131 | Automotive parts, accessories & tire stores | 9 127 | 55 007 | 235 562 | 884 | 378 | 221 | 158 | 112 | 13 | 1 | 1 | — | — | — | — | — |
| 441310 | Automotive parts, accessories & tire stores | 9 127 | 55 007 | 235 562 | 884 | 378 | 221 | 158 | 112 | 13 | 1 | 1 | — | — | — | — | — |
| 44132 | Tire dealers | 3 079 | 23 129 | 95 960 | 378 | 113 | 151 | 96 | 15 | 2 | 1 | — | — | — | — | — | — |
| 441320 | Tire dealers | 3 079 | 23 129 | 95 960 | 378 | 113 | 151 | 96 | 15 | 2 | 1 | — | — | — | — | — | — |
| 442 | Furniture & home furnishing stores | 19 667 | 125 384 | 505 730 | 2 135 | 1 141 | 468 | 313 | 168 | 33 | 7 | 4 | 1 | — | — | — | — |
| 4421 | Furniture stores | 8 670 | 65 024 | 253 988 | 978 | 529 | 203 | 149 | 83 | 9 | 3 | 1 | 1 | — | — | — | — |
| 44211 | Furniture stores | 8 670 | 65 024 | 253 988 | 978 | 529 | 203 | 149 | 83 | 9 | 3 | 1 | 1 | — | — | — | — |
| 442110 | Furniture stores | 8 670 | 65 024 | 253 988 | 978 | 529 | 203 | 149 | 83 | 9 | 3 | 1 | 1 | — | — | — | — |
| 4422 | Home furnishings stores | 10 997 | 60 360 | 251 742 | 1 157 | 612 | 265 | 164 | 85 | 24 | 4 | 3 | — | — | — | — | — |
| 44221 | Floor covering stores | 2 874 | 24 619 | 103 285 | 500 | 309 | 118 | 52 | 18 | 2 | 1 | — | — | — | — | — | — |
| 442210 | Floor covering stores | 2 874 | 24 619 | 103 285 | 500 | 309 | 118 | 52 | 18 | 2 | 1 | — | — | — | — | — | — |
| 44229 | Other home furnishings stores | 8 123 | 35 741 | 148 457 | 657 | 303 | 147 | 112 | 67 | 22 | 3 | 3 | — | — | — | — | — |
| 442291 | Window treatment stores | 994 | 6 085 | 26 692 | 101 | 59 | 22 | 18 | 1 | — | — | 1 | — | — | — | — | — |
| 442299 | All other home furnishings stores | 7 129 | 29 656 | 121 765 | 556 | 244 | 125 | 94 | 66 | 22 | 3 | 2 | — | — | — | — | — |
| 443 | Electronics & appliance stores | 12 440 | 89 435 | 360 014 | 1 511 | 843 | 390 | 167 | 59 | 42 | 10 | — | — | — | — | — | — |
| 4431 | Electronics & appliance stores | 12 440 | 89 435 | 360 014 | 1 511 | 843 | 390 | 167 | 59 | 42 | 10 | — | — | — | — | — | — |
| 44311 | Appliance, TV & all other electronics stores | 8 322 | 52 683 | 216 811 | 908 | 503 | 231 | 96 | 38 | 31 | 9 | — | — | — | — | — | — |
| 443111 | Household appliance stores | 1 793 | 12 693 | 54 527 | 268 | 162 | 56 | 29 | 19 | 2 | — | — | — | — | — | — | — |
| 443112 | Radio, television & other electronics stores | 6 529 | 39 990 | 162 284 | 640 | 341 | 175 | 67 | 19 | 29 | 9 | — | — | — | — | — | — |
| 44312 | Computer & software stores | 3 494 | 33 759 | 130 924 | 489 | 280 | 128 | 50 | 19 | 11 | 1 | — | — | — | — | — | — |
| 443120 | Computer & software stores | 3 494 | 33 759 | 130 924 | 489 | 280 | 128 | 50 | 19 | 11 | 1 | — | — | — | — | — | — |
| 44313 | Camera & photographic supplies stores | 624 | 2 993 | 12 279 | 114 | 60 | 31 | 21 | 2 | — | — | — | — | — | — | — | — |
| 443130 | Camera & photographic supplies stores | 624 | 2 993 | 12 279 | 114 | 60 | 31 | 21 | 2 | — | — | — | — | — | — | — | — |
| 444 | Bldg material & garden equip & supp dealers .. | 33 317 | 247 228 | 1 097 813 | 2 395 | 1 128 | 525 | 411 | 227 | 44 | 42 | 18 | — | — | — | — | — |
| 4441 | Building material & supplies dealers | 29 892 | 231 559 | 1 009 457 | 1 888 | 831 | 424 | 338 | 197 | 38 | 42 | 18 | — | — | — | — | — |
| 44411 | Home centers (J) (D) | (J) (D) | (D) (D) | (D) (D) | 103 | 23 | 14 | 8 | 8 | 4 | 29 | 17 | — | — | — | — | — |
| 444110 | Home centers (J) (D) | (J) (D) | (D) (D) | (D) (D) | 103 | 23 | 14 | 8 | 8 | 4 | 29 | 17 | — | — | — | — | — |
| 44412 | Paint & wallpaper stores (J) (D) | (J) (D) | (D) (D) | (D) (D) | 236 | 140 | 58 | | | | | | | | | | |

Table 2. The State—Employees, Payroll, and Establishments by Industry: 2001—Con.

[Excludes most government employees, railroad employees, and self-employed persons. Size class 1 to 4 includes establishments with payroll, but no employees, during mid-March pay period. (D) denotes figures withheld to avoid disclosing data for individual companies; the data are included in broader industry totals. For explanation of terms, abbreviations, and data reliability/comparability, see introductory text]

| NAICS code | Industry | Number of employees for week including March 12 | Payroll (\$1,000) | | Total number of establishments | Number of establishments by employment-size class | | | | | | | | | | | | | | |
|--------------|--|---|-------------------|-----------|--------------------------------|---|--------|----------|----------|----------|------------|------------|------------|---------------|---|---|---|---|---|---|
| | | | First quarter | Annual | | 1 to 4 | 5 to 9 | 10 to 19 | 20 to 49 | 50 to 99 | 100 to 249 | 250 to 499 | 500 to 999 | 1,000 or more | | | | | | |
| 44-45 | Retail trade—Con. | | | | | | | | | | | | | | | | | | | |
| 444 | Bldg material & garden equip & supp dealers—Con. | | | | | | | | | | | | | | | | | | | |
| 4442 | Lawn & garden equip & supplies stores | 3 425 | 15 669 | 88 356 | 507 | 297 | 101 | 73 | 30 | 6 | — | — | — | — | — | — | — | — | — | — |
| 44421 | Outdoor power equipment stores | 573 | 3 265 | 15 957 | 119 | 74 | 29 | 15 | 1 | — | — | — | — | — | — | — | — | — | — | — |
| 444210 | Outdoor power equipment stores | 573 | 3 265 | 15 957 | 119 | 74 | 29 | 15 | 1 | — | — | — | — | — | — | — | — | — | — | — |
| 44422 | Nursery & garden centers | 2 852 | 12 404 | 72 399 | 388 | 223 | 72 | 58 | 29 | 6 | — | — | — | — | — | — | — | — | — | — |
| 444220 | Nursery & garden centers | 2 852 | 12 404 | 72 399 | 388 | 223 | 72 | 58 | 29 | 6 | — | — | — | — | — | — | — | — | — | — |
| 445 | Food & beverage stores | 104 110 | 493 933 | 2 095 018 | 6 952 | 4 268 | 1 031 | 740 | 412 | 179 | 282 | 39 | 1 | — | — | — | — | — | — | — |
| 4451 | Grocery stores | 89 023 | 437 467 | 1 844 252 | 3 878 | 2 200 | 435 | 429 | 326 | 169 | 280 | 38 | 1 | — | — | — | — | — | — | — |
| 44511 | Grocery (except convenience) stores | 77 930 | 397 086 | 1 669 366 | 2 410 | 1 356 | 247 | 166 | 159 | 164 | 279 | 38 | 1 | — | — | — | — | — | — | — |
| 445110 | Grocery (except convenience) stores | 77 930 | 397 086 | 1 669 366 | 2 410 | 1 356 | 247 | 166 | 159 | 164 | 279 | 38 | 1 | — | — | — | — | — | — | — |
| 44512 | Convenience stores | 11 093 | 40 381 | 174 886 | 1 468 | 844 | 188 | 263 | 167 | 5 | 1 | — | — | — | — | — | — | — | — | — |
| 445120 | Convenience stores | 11 093 | 40 381 | 174 886 | 1 468 | 844 | 188 | 263 | 167 | 5 | 1 | — | — | — | — | — | — | — | — | — |
| 4452 | Specialty food stores | 6 825 | 24 059 | 111 381 | 1 416 | 988 | 251 | 130 | 39 | 6 | 1 | 1 | — | — | — | — | — | — | — | — |
| 44521 | Meat markets | 1 365 | 5 256 | 23 061 | 336 | 240 | 63 | 28 | 5 | — | — | — | — | — | — | — | — | — | — | — |
| 445210 | Meat markets | 1 365 | 5 256 | 23 061 | 336 | 240 | 63 | 28 | 5 | — | — | — | — | — | — | — | — | — | — | — |
| 44522 | Fish & seafood markets | 549 | 1 907 | 10 183 | 125 | 89 | 22 | 11 | 3 | — | — | — | — | — | — | — | — | — | — | — |
| 445220 | Fish & seafood markets | 549 | 1 907 | 10 183 | 125 | 89 | 22 | 11 | 3 | — | — | — | — | — | — | — | — | — | — | — |
| 44523 | Fruit & vegetable markets | 1 348 | 5 177 | 24 824 | 210 | 148 | 31 | 18 | 11 | 1 | — | — | — | — | — | — | — | — | — | — |
| 445230 | Fruit & vegetable markets | 1 348 | 5 177 | 24 824 | 210 | 148 | 31 | 18 | 11 | 1 | — | — | — | — | — | — | — | — | — | — |
| 44529 | Other specialty food stores | 3 563 | 11 719 | 53 313 | 745 | 511 | 135 | 73 | 20 | 5 | 1 | — | — | — | — | — | — | — | — | — |
| 445291 | Baked goods stores | 1 477 | 5 324 | 23 890 | 258 | 167 | 43 | 36 | 9 | 3 | — | — | — | — | — | — | — | — | — | — |
| 445292 | Confectionery & nut stores | 802 | 2 325 | 11 072 | 161 | 94 | 44 | 17 | 6 | — | — | — | — | — | — | — | — | — | — | — |
| 445299 | All other specialty food stores | 1 284 | 4 070 | 18 351 | 326 | 250 | 48 | 20 | 5 | 2 | 1 | — | — | — | — | — | — | — | — | — |
| 4453 | Beer, wine & liquor stores | 8 262 | 32 407 | 139 385 | 1 658 | 1 080 | 345 | 181 | 47 | 4 | 1 | — | — | — | — | — | — | — | — | — |
| 44531 | Beer, wine & liquor stores | 8 262 | 32 407 | 139 385 | 1 658 | 1 080 | 345 | 181 | 47 | 4 | 1 | — | — | — | — | — | — | — | — | — |
| 445310 | Beer, wine & liquor stores | 8 262 | 32 407 | 139 385 | 1 658 | 1 080 | 345 | 181 | 47 | 4 | 1 | — | — | — | — | — | — | — | — | — |
| 446 | Health & personal care stores | 32 858 | 161 090 | 689 964 | 2 884 | 1 195 | 571 | 563 | 485 | 59 | 11 | — | — | — | — | — | — | — | — | — |
| 4461 | Health & personal care stores | 32 858 | 161 090 | 689 964 | 2 884 | 1 195 | 571 | 563 | 485 | 59 | 11 | — | — | — | — | — | — | — | — | — |
| 44611 | Pharmacies & drug stores | 25 506 | 124 142 | 531 473 | 1 448 | 274 | 247 | 430 | 431 | 55 | 11 | — | — | — | — | — | — | — | — | — |
| 446110 | Pharmacies & drug stores | 25 506 | 124 142 | 531 473 | 1 448 | 274 | 247 | 430 | 431 | 55 | 11 | — | — | — | — | — | — | — | — | — |
| 44612 | Cosmetics, beauty supplies & perfume stores | 1 942 | 6 323 | 27 088 | 339 | 211 | 74 | 33 | 20 | 1 | — | — | — | — | — | — | — | — | — | — |
| 446120 | Cosmetics, beauty supplies & perfume stores | 1 942 | 6 323 | 27 088 | 339 | 211 | 74 | 33 | 20 | 1 | — | — | — | — | — | — | — | — | — | — |
| 44613 | Optical goods stores | 2 375 | 14 686 | 62 006 | 511 | 333 | 128 | 35 | 15 | — | — | — | — | — | — | — | — | — | — | — |
| 446130 | Optical goods stores | 2 375 | 14 686 | 62 006 | 511 | 333 | 128 | 35 | 15 | — | — | — | — | — | — | — | — | — | — | — |
| 44619 | Other health & personal care stores | 3 035 | 15 939 | 69 397 | 586 | 377 | 122 | 65 | 19 | 3 | — | — | — | — | — | — | — | — | — | — |
| 446191 | Food (health) supplement stores | 1 744 | 6 125 | 26 868 | 331 | 194 | 89 | 40 | 6 | 2 | — | — | — | — | — | — | — | — | — | — |
| 446199 | All other health & personal care stores | 1 291 | 9 814 | 42 529 | 255 | 183 | 33 | 25 | 13 | 1 | — | — | — | — | — | — | — | — | — | — |
| 447 | Gasoline stations | 15 379 | 64 719 | 270 809 | 2 859 | 1 747 | 698 | 329 | 73 | 11 | 1 | — | — | — | — | — | — | — | — | — |
| 4471 | Gasoline stations | 15 379 | 64 719 | 270 809 | 2 859 | 1 747 | 698 | 329 | 73 | 11 | 1 | — | — | — | — | — | — | — | — | — |
| 44711 | Gasoline stations with convenience stores | 4 751 | 18 327 | 74 391 | 640 | 324 | 164 | 108 | 39 | 5 | — | — | — | — | — | — | — | — | — | — |
| 447110 | Gasoline stations with convenience stores | 4 751 | 18 327 | 74 391 | 640 | 324 | 164 | 108 | 39 | 5 | — | — | — | — | — | — | — | — | — | — |
| 44719 | Other gasoline stations | 10 628 | 46 392 | 196 418 | 2 219 | 1 423 | 534 | 221 | 34 | 6 | 1 | — | — | — | — | — | — | — | — | — |
| 447190 | Other gasoline stations | 10 628 | 46 392 | 196 418 | 2 219 | 1 423 | 534 | 221 | 34 | 6 | 1 | — | — | — | — | — | — | — | — | — |
| 448 | Clothing & clothing accessories stores | 52 618 | 201 716 | 862 573 | 5 639 | 2 627 | 1 448 | 978 | 456 | 110 | 16 | 1 | 3 | — | — | — | — | — | — | — |
| 4481 | Clothing stores | 40 555 | 144 089 | 622 084 | 3 458 | 1 436 | 754 | 738 | 411 | 101 | 14 | 1 | 3 | — | — | — | — | — | — | — |
| 44811 | Men's clothing stores | 3 736 | 16 740 | 70 136 | 462 | 217 | 114 | 89 | 38 | 2 | — | — | — | — | — | — | — | — | — | — |
| 448110 | Men's clothing stores | 3 736 | 16 740 | 70 136 | 462 | 217 | 114 | 89 | 38 | 2 | — | — | — | — | — | — | — | — | — | — |
| 44812 | Women's clothing stores | 13 095 | 42 612 | 181 086 | 1 403 | 535 | 340 | 386 | 128 | 12 | 2 | — | — | — | — | — | — | — | — | — |
| 448120 | Women's clothing stores | 13 095 | 42 612 | 181 086 | 1 403 | 535 | 340 | 386 | 128 | 12 | 2 | — | — | — | — | — | — | — | — | — |
| 44813 | Children's & infants' clothing stores | 3 968 | 13 117 | 57 894 | 313 | 119 | 58 | 74 | 52 | 8 | — | — | — | — | — | — | — | — | — | — |
| 448130 | Children's & infants' clothing stores | 3 968 | 13 117 | 57 894 | 313 | 119 | 58 | 74 | 52 | 8 | — | — | — | — | — | — | — | — | — | — |
| 44814 | Family clothing stores | 15 342 | 53 941 | 238 679 | 639 | 213 | 82 | 122 | 137 | 74 | 7 | 1 | 3 | — | — | — | — | — | — | — |
| 448140 | Family clothing stores | 15 342 | 53 941 | 238 679 | 639 | 213 | 82 | 122 | 137 | 74 | 7 | 1 | 3 | — | — | — | — | — | — | — |
| 44815 | Clothing accessories stores | 1 295 | 4 680 | 18 432 | 220 | 117 | 73 | 16 | 12 | 1 | — | — | — | — | — | — | — | — | — | — |
| 448150 | Clothing accessories stores | 1 295 | 4 680 | 18 432 | 220 | 117 | 73 | 16 | 12 | 1 | — | — | — | — | — | — | — | — | — | — |
| 44819 | Other clothing stores | 3 119 | 12 999 | 55 857 | 421 | 235 | 87 | 51 | 44 | 4 | — | — | — | — | — | — | — | — | — | — |
| 448190 | Other clothing stores | 3 119 | 12 999 | 55 857 | 421 | 235 | 87 | 51 | 44 | 4 | — | — | — | — | — | — | — | — | — | — |
| 4482 | Shoe stores | 6 478 | 24 504 | 104 536 | 1 047 | 449 | 429 | 135 | 32 | 2 | — | — | — | — | — | — | — | — | — | — |
| 44821 | Shoe stores | 6 478 | 24 504 | 104 536 | 1 047 | 449 | 429 | 135 | 32 | 2 | — | — | — | — | — | — | — | — | — | — |
| 448210 | Shoe stores | 6 478 | 24 504 | 104 536 | 1 047 | 449 | 429 | 135 | 32 | 2 | — | — | — | — | — | — | — | — | — | — |
| 4483 | Jewelry, luggage & leather goods stores | 5 585 | 33 123 | 135 953 | 1 134 | 742 | 265 | 105 | 13 | 7 | 2 | — | — | — | — | — | — | — | — | — |
| 44831 | Jewelry stores | 5 022 | 29 472 | 119 189 | 1 067 | 709 | 246 | 95 | 11 | 4 | 2 | — | — | — | — | — | — | — | — | — |
| 448310 | Jewelry stores | 5 022 | 29 472 | 119 189 | 1 067 | 709 | 246 | 95 | 11 | 4 | 2 | — | — | — | — | — | — | — | — | — |
| 44832 | Luggage & leather goods stores | 563 | 3 651 | 16 764 | | | | | | | | | | | | | | | | |

Table 2. The State—Employees, Payroll, and Establishments by Industry: 2001—Con.

[Excludes most government employees, railroad employees, and self-employed persons. Size class 1 to 4 includes establishments with payroll, but no employees, during mid-March pay period. (D) denotes figures withheld to avoid disclosing data for individual companies; the data are included in broader industry totals. For explanation of terms, abbreviations, and data reliability/comparability, see introductory text]

| NAICS code | Industry | Number of employees for week including March 12 | Payroll (\$1,000) | | Total number of establishments | Number of establishments by employment-size class | | | | | | | | | | | |
|--------------|--|---|-------------------|---------|--------------------------------|---|--------|----------|----------|----------|------------|------------|------------|---------------|---|---|---|
| | | | First quarter | Annual | | 1 to 4 | 5 to 9 | 10 to 19 | 20 to 49 | 50 to 99 | 100 to 249 | 250 to 499 | 500 to 999 | 1,000 or more | | | |
| 48-49 | Transportation & warehousing—Con. | | | | | | | | | | | | | | | | |
| 484 | Truck transportation—Con. | | | | | | | | | | | | | | | | |
| 4842 | Specialized freight trucking | 15 603 | 129 486 | 559 856 | 1 486 | 859 | 255 | 181 | 126 | 50 | 12 | 3 | — | — | — | — | — |
| 48421 | Used household & office goods moving ... | 5 137 | 36 327 | 160 357 | 387 | 182 | 80 | 59 | 41 | 21 | 3 | 1 | — | — | — | — | — |
| 484210 | Used household & office goods moving . | 5 137 | 36 327 | 160 357 | 387 | 182 | 80 | 59 | 41 | 21 | 3 | 1 | — | — | — | — | — |
| 48422 | Specialized freight (exc used) trucking, local | 5 706 | 46 456 | 203 872 | 805 | 541 | 123 | 77 | 47 | 15 | 1 | 1 | — | — | — | — | — |
| 484220 | Specialized freight (exc used) trucking, local | 5 706 | 46 456 | 203 872 | 805 | 541 | 123 | 77 | 47 | 15 | 1 | 1 | — | — | — | — | — |
| 48423 | Specialized freight (exc used) trucking, LDist | 4 760 | 46 703 | 195 627 | 294 | 136 | 52 | 45 | 38 | 14 | 8 | 1 | — | — | — | — | — |
| 484230 | Specialized freight (exc used) trucking, LDist | 4 760 | 46 703 | 195 627 | 294 | 136 | 52 | 45 | 38 | 14 | 8 | 1 | — | — | — | — | — |
| 485 | Transit & ground passenger transportation | 36 324 | 229 111 | 936 853 | 1 100 | 553 | 152 | 107 | 130 | 78 | 66 | 12 | — | — | — | — | 2 |
| 4851 | Urban transit systems | (I) | (D) | (D) | 41 | 18 | 4 | 2 | 7 | 3 | 6 | — | — | — | — | — | 1 |
| 48511 | Urban transit systems | (I) | (D) | (D) | 41 | 18 | 4 | 2 | 7 | 3 | 6 | — | — | — | — | — | 1 |
| 485111 | Mixed mode transit systems | (B) | (D) | (D) | 1 | — | — | — | 1 | — | — | — | — | — | — | — | — |
| 485112 | Commuter rail systems | (H) | (D) | (D) | 3 | — | — | 1 | — | — | 1 | — | — | — | — | — | 1 |
| 485113 | Bus & other motor vehicle transit systems | (G) | (D) | (D) | 33 | 17 | 4 | 1 | 4 | 2 | 5 | — | — | — | — | — | — |
| 485119 | Other urban transit systems | (C) | (D) | (D) | 4 | 1 | — | — | 2 | 1 | — | — | — | — | — | — | — |
| 4852 | Interurban & rural bus transportation | 6 543 | 64 805 | 286 605 | 33 | 16 | 2 | 3 | 5 | 1 | 5 | — | — | — | — | — | 1 |
| 48521 | Interurban & rural bus transportation | 6 543 | 64 805 | 286 605 | 33 | 16 | 2 | 3 | 5 | 1 | 5 | — | — | — | — | — | 1 |
| 485210 | Interurban & rural bus transportation ... | 6 543 | 64 805 | 286 605 | 33 | 16 | 2 | 3 | 5 | 1 | 5 | — | — | — | — | — | 1 |
| 4853 | Taxi & limousine service | 5 948 | 28 176 | 111 921 | 614 | 396 | 104 | 54 | 35 | 14 | 9 | 2 | — | — | — | — | — |
| 48531 | Taxi service | 850 | 3 265 | 13 588 | 153 | 107 | 30 | 8 | 5 | 1 | 2 | — | — | — | — | — | — |
| 485310 | Taxi service | 850 | 3 265 | 13 588 | 153 | 107 | 30 | 8 | 5 | 1 | 2 | — | — | — | — | — | — |
| 48532 | Limousine service | 5 098 | 24 911 | 98 333 | 461 | 289 | 74 | 46 | 30 | 13 | 7 | 2 | — | — | — | — | — |
| 485320 | Limousine service | 5 098 | 24 911 | 98 333 | 461 | 289 | 74 | 46 | 30 | 13 | 7 | 2 | — | — | — | — | — |
| 4854 | School & employee bus transportation | 14 387 | 52 539 | 202 805 | 211 | 36 | 16 | 12 | 55 | 44 | 38 | 10 | — | — | — | — | — |
| 48541 | School & employee bus transportation ... | 14 387 | 52 539 | 202 805 | 211 | 36 | 16 | 12 | 55 | 44 | 38 | 10 | — | — | — | — | — |
| 485410 | School & employee bus transportation .. | 14 387 | 52 539 | 202 805 | 211 | 36 | 16 | 12 | 55 | 44 | 38 | 10 | — | — | — | — | — |
| 4855 | Charter bus industry | (G) | (D) | (D) | 71 | 32 | 9 | 14 | 8 | 4 | 4 | — | — | — | — | — | — |
| 48551 | Charter bus industry | (G) | (D) | (D) | 71 | 32 | 9 | 14 | 8 | 4 | 4 | — | — | — | — | — | — |
| 485510 | Charter bus industry | (G) | (D) | (D) | 71 | 32 | 9 | 14 | 8 | 4 | 4 | — | — | — | — | — | — |
| 4859 | Oth transit & ground passenger transportation | 2 476 | 11 839 | 46 882 | 130 | 55 | 17 | 22 | 20 | 12 | 4 | — | — | — | — | — | — |
| 48599 | Oth transit & ground passenger transportation | 2 476 | 11 839 | 46 882 | 130 | 55 | 17 | 22 | 20 | 12 | 4 | — | — | — | — | — | — |
| 485991 | Special needs transportation | 1 542 | 7 084 | 28 256 | 84 | 30 | 15 | 13 | 17 | 7 | 2 | — | — | — | — | — | — |
| 485999 | All other transit & ground passenger trans | 934 | 4 755 | 18 626 | 46 | 25 | 2 | 9 | 3 | 5 | 2 | — | — | — | — | — | — |
| 486 | Pipeline transportation | 305 | 5 500 | 22 230 | 27 | 9 | 7 | 6 | 5 | — | — | — | — | — | — | — | — |
| 4862 | Pipeline transportation of natural gas | (C) | (D) | (D) | 20 | 5 | 7 | 6 | 2 | — | — | — | — | — | — | — | — |
| 48621 | Pipeline transportation of natural gas | (C) | (D) | (D) | 20 | 5 | 7 | 6 | 2 | — | — | — | — | — | — | — | — |
| 486210 | Pipeline transportation of natural gas ... | (C) | (D) | (D) | 20 | 5 | 7 | 6 | 2 | — | — | — | — | — | — | — | — |
| 4869 | Other pipeline transportation | (C) | (D) | (D) | 7 | 4 | — | — | 3 | — | — | — | — | — | — | — | — |
| 48691 | Pipeline trans of refined petroleum products | (C) | (D) | (D) | 7 | 4 | — | — | 3 | — | — | — | — | — | — | — | — |
| 486910 | Pipeline trans of refined petroleum products | (C) | (D) | (D) | 7 | 4 | — | — | 3 | — | — | — | — | — | — | — | — |
| 487 | Scenic & sightseeing transportation | 477 | 2 463 | 12 448 | 101 | 83 | 9 | 4 | 2 | 3 | — | — | — | — | — | — | — |
| 4871 | Scenic & sightseeing transportation, land ... | (C) | (D) | (D) | 17 | 11 | 3 | 1 | 1 | 1 | — | — | — | — | — | — | — |
| 48711 | Scenic & sightseeing transportation, land . | (C) | (D) | (D) | 17 | 11 | 3 | 1 | 1 | 1 | — | — | — | — | — | — | — |
| 487110 | Scenic & sightseeing transportation, land | (C) | (D) | (D) | 17 | 11 | 3 | 1 | 1 | 1 | — | — | — | — | — | — | — |
| 4872 | Scenic & sightseeing transportation, water .. | 257 | 1 254 | 6 426 | 81 | 70 | 6 | 3 | 1 | 1 | — | — | — | — | — | — | — |
| 48721 | Scenic & sightseeing transportation, water .. | 257 | 1 254 | 6 426 | 81 | 70 | 6 | 3 | 1 | 1 | — | — | — | — | — | — | — |
| 487210 | Scenic & sightseeing transportation, water | 257 | 1 254 | 6 426 | 81 | 70 | 6 | 3 | 1 | 1 | — | — | — | — | — | — | — |
| 4879 | Scenic & sightseeing transportation, other .. | (B) | (D) | (D) | 3 | 2 | — | — | — | 1 | — | — | — | — | — | — | — |
| 48799 | Scenic & sightseeing transportation, other | (B) | (D) | (D) | 3 | 2 | — | — | — | 1 | — | — | — | — | — | — | — |
| 487990 | Scenic & sightseeing transportation, other | (B) | (D) | (D) | 3 | 2 | — | — | — | 1 | — | — | — | — | — | — | — |
| 488 | Transportation support activities | 21 623 | 241 315 | 987 612 | 1 295 | 687 | 245 | 166 | 108 | 47 | 26 | 13 | 3 | — | — | — | — |
| 4881 | Air transportation support activities | 2 886 | 19 701 | 86 020 | 71 | 24 | 13 | 12 | 10 | 7 | 1 | 3 | 1 | — | — | — | — |
| 48811 | Airport operations | 1 949 | 13 970 | 63 398 | 35 | 10 | 7 | 4 | 5 | 5 | 1 | 2 | 1 | — | — | — | — |
| 488111 | Air traffic control | (A) | (D) | (D) | 1 | — | 1 | — | — | — | — | — | — | — | — | — | — |
| 488119 | Other airport operations | (G) | (D) | (D) | 34 | 10 | 6 | 4 | 5 | 5 | 1 | 2 | 1 | — | — | — | — |
| 48819 | Other air transportation support activities .. | 937 | 5 731 | 22 622 | 36 | 14 | 6 | 8 | 5 | 2 | — | 1 | — | — | — | — | — |
| 488190 | Other air transportation support activities | 937 | 5 731 | 22 622 | 36 | 14 | 6 | 8 | 5 | 2 | — | 1 | — | — | — | — | — |
| 4882 | Rail transportation support activities | 362 | 3 384 | 13 402 | 17 | 6 | 2 | 2 | 5 | 2 | — | — | — | — | — | — | — |
| 48821 | Rail transportation support activities | 362 | 3 384 | 13 402 | 17 | 6 | 2 | 2 | 5 | 2 | — | — | — | — | — | — | — |
| 488210 | Rail transportation support activities | 362 | 3 384 | 13 402 | 17 | 6 | 2 | 2 | 5 | 2 | — | — | — | — | — | — | — |
| 4883 | Water transportation support activities | 4 615 | 68 910 | 250 017 | 103 | 49 | 17 | 6 | 13 | 4 | 10 | 2 | 2 | — | — | — | — |
| 48831 | Port & harbor operations | 376 | 4 373 | 21 855 | 5 | 1 | — | — | 1 | 1 | 2 | — | — | — | — | — | — |
| 488310 | Port & harbor operations | 376 | 4 373 | 21 855 | 5 | 1 | — | — | 1 | 1 | 2 | — | — | — | — | — | — |
| 48832 | Marine cargo handling | 3 418 | 54 858 | 187 150 | 26 | 7 | 4 | 1 | 3 | 1 | 6 | 2 | 2 | — | — | — | — |
| 488320 | Marine cargo handling | 3 418 | 54 858 | 187 150 | 26 | 7 | 4 | 1 | 3 | 1 | 6 | 2 | 2 | — | — | — | — |
| 48833 | Navigational services to shipping | 183 | 2 409 | 10 359 | 21 | 14 | 4 | 1 | 1 | — | 1 | — | — | — | — | — | — |
| 488330 | Navigational services to shipping | 183 | 2 409 | 10 359 | 21 | 14 | 4 | 1 | 1 | — | 1 | — | — | — | — | — | — |
| 48839 | Other water transportation support activities | 638 | 7 270 | 30 653 | 51 | 27 | 9 | 4 | 8 | 2 | 1 | — | — | — | — | — | — |
| 488390 | Other water transportation support activities | 638 | 7 270 | 30 653 | 51 | 27 | 9 | 4 | 8 | 2 | 1 | — | — | — | — | — | — |

See footnotes at end of table.

Table 2. The State—Employees, Payroll, and Establishments by Industry: 2001—Con.

[Excludes most government employees, railroad employees, and self-employed persons. Size class 1 to 4 includes establishments with payroll, but no employees, during mid-March pay period. (D) denotes figures withheld to avoid disclosing data for individual companies; the data are included in broader industry totals. For explanation of terms, abbreviations, and data reliability/comparability, see introductory text]

| NAICS code | Industry | Number of employees for week including March 12 | Payroll (\$1,000) | | Total number of establishments | Number of establishments by employment-size class | | | | | | | | |
|--------------|--|---|-------------------|------------------|--------------------------------|---|------------|------------|------------|------------|------------|------------|------------|---------------|
| | | | First quarter | Annual | | 1 to 4 | 5 to 9 | 10 to 19 | 20 to 49 | 50 to 99 | 100 to 249 | 250 to 499 | 500 to 999 | 1,000 or more |
| 48-49 | Transportation & warehousing—Con. | | | | | | | | | | | | | |
| 488 | Transportation support activities—Con. | | | | | | | | | | | | | |
| 4884 | Road transportation support activities | 2 131 | 14 147 | 60 152 | 259 | 158 | 47 | 36 | 15 | 1 | 1 | 1 | — | — |
| 48841 | Motor vehicle towing | 1 301 | 8 059 | 34 365 | 233 | 143 | 46 | 33 | 11 | — | — | — | — | — |
| 488410 | Motor vehicle towing | 1 301 | 8 059 | 34 365 | 233 | 143 | 46 | 33 | 11 | — | — | — | — | — |
| 48849 | Other road transportation support activities | 830 | 6 088 | 25 787 | 26 | 15 | 1 | 3 | 4 | 1 | 1 | 1 | — | — |
| 488490 | Other road transportation support activities | 830 | 6 088 | 25 787 | 26 | 15 | 1 | 3 | 4 | 1 | 1 | 1 | — | — |
| 4885 | Freight transportation arrangement | 10 675 | 126 686 | 542 117 | 767 | 403 | 151 | 101 | 61 | 32 | 13 | 6 | — | — |
| 48851 | Freight transportation arrangement | 10 675 | 126 686 | 542 117 | 767 | 403 | 151 | 101 | 61 | 32 | 13 | 6 | — | — |
| 488510 | Freight transportation arrangement | 10 675 | 126 686 | 542 117 | 767 | 403 | 151 | 101 | 61 | 32 | 13 | 6 | — | — |
| 4889 | Other transportation support activities | 954 | 8 487 | 35 904 | 78 | 47 | 15 | 9 | 4 | 1 | 1 | 1 | — | — |
| 48899 | Other transportation support activities | 954 | 8 487 | 35 904 | 78 | 47 | 15 | 9 | 4 | 1 | 1 | 1 | — | — |
| 488991 | Packing & crating | (F) | (D) | (D) | 69 | 40 | 13 | 9 | 4 | 1 | 1 | 1 | — | — |
| 488999 | All other transportation support activities | (B) | (D) | (D) | 9 | 7 | 2 | — | — | — | — | — | — | — |
| 492 | Couriers & messengers | 24 150 | 179 478 | 720 512 | 470 | 266 | 62 | 44 | 39 | 20 | 29 | 5 | 1 | 4 |
| 4921 | Couriers | 22 091 | 166 649 | 666 425 | 221 | 97 | 30 | 23 | 21 | 14 | 26 | 5 | 1 | 4 |
| 49211 | Couriers | 22 091 | 166 649 | 666 425 | 221 | 97 | 30 | 23 | 21 | 14 | 26 | 5 | 1 | 4 |
| 492110 | Couriers | 22 091 | 166 649 | 666 425 | 221 | 97 | 30 | 23 | 21 | 14 | 26 | 5 | 1 | 4 |
| 4922 | Local messengers & local delivery | 2 059 | 12 829 | 54 087 | 249 | 169 | 32 | 21 | 18 | 6 | 3 | — | — | — |
| 49221 | Local messengers & local delivery | 2 059 | 12 829 | 54 087 | 249 | 169 | 32 | 21 | 18 | 6 | 3 | — | — | — |
| 492210 | Local messengers & local delivery | 2 059 | 12 829 | 54 087 | 249 | 169 | 32 | 21 | 18 | 6 | 3 | — | — | — |
| 493 | Warehousing & storage | 12 523 | 100 452 | 389 967 | 399 | 120 | 69 | 63 | 86 | 33 | 18 | 10 | — | — |
| 4931 | Warehousing & storage | 12 523 | 100 452 | 389 967 | 399 | 120 | 69 | 63 | 86 | 33 | 18 | 10 | — | — |
| 49311 | General warehousing & storage | 9 410 | 72 620 | 277 373 | 290 | 84 | 49 | 46 | 63 | 28 | 13 | 7 | — | — |
| 493110 | General warehousing & storage | 9 410 | 72 620 | 277 373 | 290 | 84 | 49 | 46 | 63 | 28 | 13 | 7 | — | — |
| 49312 | Refrigerated warehousing & storage | 1 654 | 15 264 | 61 476 | 40 | 10 | 7 | 8 | 8 | 2 | 3 | 2 | — | — |
| 493120 | Refrigerated warehousing & storage | 1 654 | 15 264 | 61 476 | 40 | 10 | 7 | 8 | 8 | 2 | 3 | 2 | — | — |
| 49313 | Farm product warehousing & storage | 102 | 290 | 1 089 | 6 | 4 | 1 | — | — | 1 | — | — | — | — |
| 493130 | Farm product warehousing & storage | 102 | 290 | 1 089 | 6 | 4 | 1 | — | — | 1 | — | — | — | — |
| 49319 | Other warehousing & storage | 1 357 | 12 278 | 50 029 | 63 | 22 | 12 | 9 | 15 | 2 | 2 | 1 | — | — |
| 493190 | Other warehousing & storage | 1 357 | 12 278 | 50 029 | 63 | 22 | 12 | 9 | 15 | 2 | 2 | 1 | — | — |
| 51 | Information | 130 137 | 2 334 924 | 8 168 394 | 4 037 | 2 112 | 597 | 464 | 373 | 235 | 163 | 52 | 22 | 19 |
| 511 | Publishing industries | 44 988 | 792 776 | 2 816 971 | 1 101 | 510 | 171 | 141 | 121 | 65 | 60 | 20 | 6 | 7 |
| 5111 | Newspaper, periodical, book, database publishers | 34 785 | 549 063 | 1 965 598 | 687 | 304 | 109 | 89 | 80 | 44 | 34 | 14 | 6 | 7 |
| 51111 | Newspaper publishers | 14 807 | 176 397 | 661 772 | 187 | 71 | 30 | 22 | 28 | 13 | 10 | 6 | 2 | 5 |
| 511110 | Newspaper publishers | 14 807 | 176 397 | 661 772 | 187 | 71 | 30 | 22 | 28 | 13 | 10 | 6 | 2 | 5 |
| 51112 | Periodical publishers | 7 358 | 126 523 | 497 723 | 248 | 119 | 46 | 29 | 24 | 18 | 8 | 1 | 2 | 1 |
| 511120 | Periodical publishers | 7 358 | 126 523 | 497 723 | 248 | 119 | 46 | 29 | 24 | 18 | 8 | 1 | 2 | 1 |
| 51113 | Book publishers | 7 795 | 178 014 | 532 765 | 97 | 48 | 10 | 14 | 8 | 6 | 5 | 4 | 1 | 1 |
| 511130 | Book publishers | 7 795 | 178 014 | 532 765 | 97 | 48 | 10 | 14 | 8 | 6 | 5 | 4 | 1 | 1 |
| 51114 | Database and directory publishers | 2 483 | 36 230 | 148 162 | 60 | 23 | 10 | 8 | 2 | 5 | 1 | 1 | — | — |
| 511140 | Database and directory publishers | 2 483 | 36 230 | 148 162 | 60 | 23 | 10 | 8 | 2 | 5 | 1 | 1 | — | — |
| 51119 | Other publishers | 2 342 | 31 899 | 125 176 | 95 | 43 | 13 | 14 | 12 | 5 | 6 | 2 | — | — |
| 511191 | Greeting card publishers | (C) | (D) | (D) | 4 | 2 | — | — | — | 1 | 1 | — | — | — |
| 511199 | All other publishers | (G) | (D) | (D) | 91 | 41 | 13 | 14 | 12 | 4 | 5 | 2 | — | — |
| 512 | Software publishers | 10 203 | 243 713 | 851 373 | 414 | 206 | 62 | 52 | 41 | 21 | 26 | 6 | — | — |
| 5121 | Software publishers | 10 203 | 243 713 | 851 373 | 414 | 206 | 62 | 52 | 41 | 21 | 26 | 6 | — | — |
| 51210 | Software publishers | 10 203 | 243 713 | 851 373 | 414 | 206 | 62 | 52 | 41 | 21 | 26 | 6 | — | — |
| 512 | Motion picture & sound recording industries | 6 427 | 39 320 | 175 027 | 518 | 326 | 64 | 47 | 48 | 25 | 6 | 2 | — | — |
| 5121 | Motion picture & video industries | (I) | (D) | (D) | 441 | 262 | 59 | 41 | 47 | 25 | 5 | 2 | — | — |
| 51211 | Motion picture & video production | 1 582 | 17 969 | 81 021 | 219 | 175 | 24 | 9 | 4 | 4 | 2 | 1 | — | — |
| 512110 | Motion picture & video production | 1 582 | 17 969 | 81 021 | 219 | 175 | 24 | 9 | 4 | 4 | 2 | 1 | — | — |
| 51212 | Motion picture & video distribution | (B) | (D) | (D) | 15 | 14 | — | 1 | — | — | — | — | — | — |
| 512120 | Motion picture & video distribution | (B) | (D) | (D) | 15 | 14 | — | 1 | — | — | — | — | — | — |
| 51213 | Motion picture & video exhibition | 3 462 | 8 211 | 35 109 | 135 | 25 | 18 | 29 | 41 | 20 | 2 | — | — | — |
| 512131 | Motion picture theaters (except drive-ins) | 3 462 | 8 211 | 35 109 | 135 | 25 | 18 | 29 | 41 | 20 | 2 | — | — | — |
| 51219 | Postprod & other movie & video industries | (F) | (D) | (D) | 72 | 48 | 17 | 2 | 2 | 1 | 1 | 1 | — | — |
| 512191 | Teleproduction & oth postproduction services | 852 | 7 981 | 36 872 | 64 | 43 | 15 | 1 | 2 | 1 | 1 | 1 | — | — |
| 512199 | Other motion picture & video industries | (B) | (D) | (D) | 8 | 5 | 2 | 1 | — | — | — | — | — | — |
| 5122 | Sound recording industries | (E) | (D) | (D) | 77 | 64 | 5 | 6 | 1 | — | 1 | — | — | — |
| 51221 | Record production | (A) | (D) | (D) | 10 | 9 | 1 | — | — | — | — | — | — | — |
| 512210 | Record production | (A) | (D) | (D) | 10 | 9 | 1 | — | — | — | — | — | — | — |
| 51222 | Integrated record production, distribution | (B) | (D) | (D) | 8 | 6 | 1 | 1 | — | — | — | — | — | — |
| 512220 | Integrated record production, distribution | (B) | (D) | (D) | 8 | 6 | 1 | 1 | — | — | — | — | — | — |
| 51223 | Music publishers | (A) | (D) | (D) | 10 | 10 | — | — | — | — | — | — | — | — |
| 512230 | Music publishers | (A) | (D) | (D) | 10 | 10 | — | — | — | — | — | — | — | — |
| 51224 | Sound recording studios | (B) | (D) | (D) | 36 | 31 | 3 | 1 | 1 | — | — | — | — | — |
| 512240 | Sound recording studios | (B) | (D) | (D) | 36 | 31 | 3 | 1 | 1 | — | — | — | — | — |
| 51229 | Other sound recording industries | (E) | (D) | (D) | 13 | 8 | — | 4 | — | — | 1 | — | — | — |
| 512290 | Other sound recording industries | (E) | (D) | (D) | 13 | 8 | — | 4 | — | — | 1 | — | — | — |
| 513 | Broadcasting & telecommunications | 64 451 | 1 288 619 | 4 426 827 | 1 641 | 806 | 273 | 182 | 144 | 114 | 72 | 24 | 14 | 12 |
| 5131 | Radio & television broadcasting | 2 271 | 30 978 | 113 014 | 110 | 53 | 17 | 15 | 10 | 11 | 3 | 1 | — | — |
| 51311 | Radio broadcasting | 1 443 | 17 424 | 60 030 | 88 | 42 | 13 | 14 | 9 | 9 | 1 | — | — | — |
| 513111 | Radio networks | (B) | (D) | (D) | 4 | 2 | — | 1 | 1 | — | — | — | — | — |
| 513112 | Radio stations | (G) | (D) | (D) | 84 | 40 | 13 | 13 | 8 | 9 | 1 | — | — | — |
| 51312 | Television broadcasting | 828 | 13 554 | 52 984 | 22 | 11 | 4 | 1 | 1 | 2 | 2 | 1 | — | — |
| 513120 | Television broadcasting | 828 | 13 554 | 52 984 | 22 | 11 | 4 | 1 | 1 | 2 | 2 | 1 | — | — |
| 5132 | Cable networks & program distribution | 7 123 | 87 246 | 362 423 | 204 | 119 | 22 | 13 | 19 | 14 | 8 | 7 | 2 | — |
| 51321 | Cable networks | 2 387 | 35 754 | 168 747 | 72 | 43 | 7 | 5 | 7 | 5 | 3 | 1 | 1 | — |
| 513210 | Cable networks | 2 387 | 35 754 | 168 747 | 72 | 43 | 7 | 5 | 7 | 5 | 3 | 1 | 1 | — |
| 51322 | Cable & other program distribution | 4 736 | 51 492 | 193 676 | 132 | 76 | 15 | 8 | 12 | 9 | 5 | 6 | 1 | — |
| 513220 | Cable & other program distribution | 4 736 | 51 492 | 193 676 | 132 | 76 | 15 | 8 | 12 | 9 | 5 | 6 | 1 | — |

See footnotes at end of table.

Table 2. The State—Employees, Payroll, and Establishments by Industry: 2001—Con.

[Excludes most government employees, railroad employees, and self-employed persons. Size class 1 to 4 includes establishments with payroll, but no employees, during mid-March pay period. (D) denotes figures withheld to avoid disclosing data for individual companies; the data are included in broader industry totals. For explanation of terms, abbreviations, and data reliability/comparability, see introductory text]

| NAICS code | Industry | Number of employees for week including March 12 | Payroll (\$1,000) | | Total number of establishments | Number of establishments by employment-size class | | | | | | | | | | | |
|------------|--|---|-------------------|-------------------|--------------------------------|---|--------------|--------------|--------------|------------|------------|------------|------------|---------------|---|---|--|
| | | | First quarter | Annual | | 1 to 4 | 5 to 9 | 10 to 19 | 20 to 49 | 50 to 99 | 100 to 249 | 250 to 499 | 500 to 999 | 1,000 or more | | | |
| 51 | Information—Con. | | | | | | | | | | | | | | | | |
| 513 | Broadcasting & telecommunications—Con. | | | | | | | | | | | | | | | | |
| 51333 | Telecommunications | 55 057 | 1 170 395 | 3 951 390 | 1 327 | 634 | 234 | 154 | 115 | 89 | 61 | 16 | 12 | 12 | 8 | 9 | |
| 513310 | Wired telecommunications carriers | 40 670 | 897 822 | 2 975 636 | 867 | 394 | 145 | 89 | 84 | 73 | 53 | 12 | 8 | 9 | 9 | | |
| 513321 | Wireless telecom carriers (exc satellite) | 10 762 | 215 994 | 750 631 | 297 | 147 | 70 | 42 | 17 | 10 | 3 | 2 | 3 | 3 | | | |
| 513322 | Paging | 3 204 | 76 534 | 283 851 | 99 | 57 | 26 | 16 | 5 | 2 | 1 | 1 | — | 1 | | | |
| 513330 | Cellular & other wireless telecommunications | 7 558 | 139 460 | 466 780 | 198 | 90 | 54 | 26 | 12 | 8 | 2 | 1 | 3 | 2 | | | |
| 513330 | Telecommunications resellers | 2 176 | 32 133 | 127 325 | 99 | 53 | 11 | 20 | 9 | 3 | 1 | 1 | 1 | — | | | |
| 513340 | Telecommunications resellers | 2 176 | 32 133 | 127 325 | 99 | 53 | 11 | 20 | 9 | 3 | 1 | 1 | 1 | — | | | |
| 513390 | Satellite telecommunications | 757 | 11 555 | 43 854 | 26 | 13 | 3 | 1 | 3 | 3 | 3 | — | — | — | | | |
| 513390 | Satellite telecommunications | 757 | 11 555 | 43 854 | 26 | 13 | 3 | 1 | 3 | 3 | 3 | — | — | — | | | |
| 513390 | Other telecommunications | 692 | 12 891 | 53 944 | 38 | 27 | 5 | 2 | 2 | — | 1 | 1 | — | — | | | |
| 513390 | Other telecommunications | 692 | 12 891 | 53 944 | 38 | 27 | 5 | 2 | 2 | — | 1 | 1 | — | — | | | |
| 514 | Information & data processing services | 14 271 | 214 209 | 749 569 | 777 | 470 | 89 | 94 | 60 | 31 | 25 | 6 | 2 | — | | | |
| 5141 | Information services | 6 138 | 115 246 | 367 061 | 375 | 225 | 51 | 44 | 27 | 14 | 12 | 2 | — | — | | | |
| 51411 | News syndicates | 982 | 17 051 | 57 976 | 15 | 9 | 1 | — | — | 1 | 3 | 1 | — | — | | | |
| 514110 | News syndicates | 982 | 17 051 | 57 976 | 15 | 9 | 1 | — | — | 1 | 3 | 1 | — | — | | | |
| 51412 | Libraries & archives | 856 | 4 717 | 20 738 | 65 | 28 | 15 | 14 | 6 | 1 | 1 | — | — | — | | | |
| 514120 | Libraries & archives | 856 | 4 717 | 20 738 | 65 | 28 | 15 | 14 | 6 | 1 | 1 | — | — | — | | | |
| 51419 | Other information services | 4 300 | 93 478 | 288 347 | 295 | 188 | 35 | 30 | 21 | 12 | 8 | 1 | — | — | | | |
| 514191 | On-line information services | 4 111 | 91 209 | 279 882 | 271 | 175 | 31 | 28 | 16 | 12 | 8 | 1 | — | — | | | |
| 514199 | All other information services | 189 | 2 269 | 8 465 | 24 | 13 | 4 | 2 | 5 | — | — | — | — | — | | | |
| 5142 | Data processing services | 8 133 | 98 963 | 382 508 | 402 | 245 | 38 | 50 | 33 | 17 | 13 | 4 | 2 | — | | | |
| 51421 | Data processing services | 8 133 | 98 963 | 382 508 | 402 | 245 | 38 | 50 | 33 | 17 | 13 | 4 | 2 | — | | | |
| 514210 | Data processing services | 8 133 | 98 963 | 382 508 | 402 | 245 | 38 | 50 | 33 | 17 | 13 | 4 | 2 | — | | | |
| 52 | Finance & insurance | 221 268 | 4 700 330 | 15 204 421 | 12 877 | 6 213 | 3 047 | 1 849 | 1 117 | 335 | 193 | 73 | 32 | 18 | | | |
| 521 | Monetary authorities - central bank | (F) | (D) | (D) | 2 | — | — | — | — | 1 | — | — | 1 | — | | | |
| 5211 | Monetary authorities - central bank | (F) | (D) | (D) | 2 | — | — | — | — | 1 | — | — | 1 | — | | | |
| 52111 | Monetary authorities - central bank | (F) | (D) | (D) | 2 | — | — | — | — | 1 | — | — | 1 | — | | | |
| 521110 | Monetary authorities - central bank | (F) | (D) | (D) | 2 | — | — | — | — | 1 | — | — | 1 | — | | | |
| 522 | Credit intermediation & related activities | 86 933 | 988 309 | 3 902 034 | 5 129 | 1 657 | 1 752 | 972 | 522 | 116 | 66 | 29 | 10 | 5 | | | |
| 5221 | Depository credit intermediation | 60 939 | 582 680 | 2 252 770 | 3 568 | 826 | 1 407 | 791 | 394 | 82 | 40 | 14 | 10 | 4 | | | |
| 52211 | Commercial banking | 47 117 | 440 655 | 1 706 419 | 2 389 | 481 | 925 | 556 | 310 | 61 | 32 | 11 | 9 | 4 | | | |
| 522110 | Commercial banking | 47 117 | 440 655 | 1 706 419 | 2 389 | 481 | 925 | 556 | 310 | 61 | 32 | 11 | 9 | 4 | | | |
| 52212 | Savings institutions | 10 435 | 104 758 | 413 702 | 859 | 156 | 411 | 205 | 66 | 12 | 6 | 3 | — | — | | | |
| 522120 | Savings institutions | 10 435 | 104 758 | 413 702 | 859 | 156 | 411 | 205 | 66 | 12 | 6 | 3 | — | — | | | |
| 52213 | Credit unions | (H) | (D) | (D) | 315 | 185 | 71 | 30 | 18 | 9 | 2 | — | — | — | | | |
| 522130 | Credit unions | (H) | (D) | (D) | 315 | 185 | 71 | 30 | 18 | 9 | 2 | — | — | — | | | |
| 52219 | Other depository credit intermediation | (F) | (D) | (D) | 5 | 4 | — | — | — | — | — | — | 1 | — | | | |
| 522190 | Other depository credit intermediation | (F) | (D) | (D) | 5 | 4 | — | — | — | — | — | — | 1 | — | | | |
| 5222 | Nondepository credit intermediation | 21 260 | 337 021 | 1 352 186 | 1 131 | 563 | 256 | 146 | 106 | 27 | 20 | 12 | — | 1 | | | |
| 52221 | Credit card issuing | 69 | 315 | 1 167 | 7 | 3 | 2 | — | 2 | — | — | — | — | — | | | |
| 522210 | Credit card issuing | 69 | 315 | 1 167 | 7 | 3 | 2 | — | 2 | — | — | — | — | — | | | |
| 52222 | Sales financing | 6 611 | 127 158 | 442 187 | 342 | 180 | 70 | 46 | 20 | 9 | 9 | 8 | — | — | | | |
| 522220 | Sales financing | 6 611 | 127 158 | 442 187 | 342 | 180 | 70 | 46 | 20 | 9 | 9 | 8 | — | — | | | |
| 52229 | Other nondepository credit intermediation | 14 580 | 209 548 | 908 832 | 782 | 380 | 184 | 100 | 84 | 18 | 11 | 4 | — | 1 | | | |
| 522291 | Consumer lending | 1 057 | 13 370 | 57 379 | 146 | 68 | 66 | 9 | 2 | — | 1 | — | — | — | | | |
| 522292 | Real estate credit | 12 443 | 173 312 | 764 612 | 550 | 253 | 108 | 84 | 76 | 16 | 10 | 2 | — | 1 | | | |
| 522293 | International trade financing | (F) | (D) | (D) | 22 | 19 | — | — | — | — | 1 | 1 | — | — | | | |
| 522294 | Secondary market financing | (B) | (D) | (D) | 6 | 5 | — | — | 1 | — | — | — | — | — | | | |
| 522298 | All oth nondepository credit intermediation | (E) | (D) | (D) | 58 | 35 | 10 | 7 | 4 | 2 | — | — | — | — | | | |
| 5223 | Activities related to credit intermediation | 4 734 | 68 608 | 297 078 | 430 | 268 | 89 | 35 | 22 | 7 | 6 | 3 | — | — | | | |
| 52231 | Mortgage & nonmortgage brokers | 1 971 | 35 811 | 160 651 | 192 | 120 | 34 | 20 | 11 | 3 | 4 | — | — | — | | | |
| 522310 | Mortgage & nonmortgage brokers | 1 971 | 35 811 | 160 651 | 192 | 120 | 34 | 20 | 11 | 3 | 4 | — | — | — | | | |
| 52232 | Financial clearinghouse & reserve activities | 1 712 | 23 736 | 91 887 | 55 | 29 | 12 | 4 | 2 | 3 | 2 | 3 | — | — | | | |
| 522320 | Financial clearinghouse & reserve activities | 1 712 | 23 736 | 91 887 | 55 | 29 | 12 | 4 | 2 | 3 | 2 | 3 | — | — | | | |
| 52239 | Other credit intermediation activities | 1 051 | 9 061 | 44 540 | 183 | 119 | 43 | 11 | 9 | 1 | — | — | — | — | | | |
| 522390 | Other credit intermediation activities | 1 051 | 9 061 | 44 540 | 183 | 119 | 43 | 11 | 9 | 1 | — | — | — | — | | | |
| 523 | Security, commodity contracts & like activity | 53 298 | 2 254 131 | 6 222 039 | 3 773 | 2 227 | 618 | 447 | 320 | 88 | 49 | 13 | 6 | 5 | | | |
| 5231 | Scrtcy & comdty contracts intermed & brokerage | 44 201 | 1 950 716 | 5 147 284 | 2 659 | 1 364 | 504 | 382 | 274 | 72 | 43 | 11 | 5 | 4 | | | |
| 52311 | Investment banking & securities dealing .. | 16 088 | 853 940 | 1 982 628 | 671 | 276 | 155 | 106 | 91 | 18 | 16 | 5 | 3 | 1 | | | |
| 523110 | Investment banking & securities dealing | 16 088 | 853 940 | 1 982 628 | 671 | 276 | 155 | 106 | 91 | 18 | 16 | 5 | 3 | 1 | | | |
| 52312 | Securities brokerage | 27 526 | 1 076 768 | 3 106 266 | 1 924 | 1 047 | 341 | 266 | 180 | 53 | 26 | 6 | 2 | 3 | | | |
| 523120 | Securities brokerage | 27 526 | 1 076 768 | 3 106 266 | 1 924 | 1 047 | 341 | 266 | 180 | 53 | 26 | 6 | 2 | 3 | | | |
| 52313 | Commodity contracts dealing | 111 | 1 929 | 5 808 | 19 | 12 | 2 | 4 | 1 | — | — | — | — | — | | | |
| 523130 | Commodity contracts dealing | 111 | 1 929 | 5 808 | 19 | 12 | 2 | 4 | 1 | — | — | — | — | — | | | |
| 52314 | Commodity contracts brokerage | 476 | 18 079 | 52 582 | 45 | 29 | 6 | 6 | 2 | 1 | 1 | — | — | — | | | |
| 523140 | Commodity contracts brokerage | 476 | 18 079 | 52 582 | 45 | 29 | 6 | 6 | 2 | 1 | 1 | — | — | — | | | |
| 5232 | Securities & commodity exchanges | — | — | 252 | 3 | 3 | — | — | — | — | — | — | — | — | | | |
| 52321 | Securities & commodity exchanges | — | — | 252 | 3 | 3 | — | — | — | — | — | — | — | — | | | |
| 523210 | Securities & commodity exchanges | — | — | 252 | 3 | 3 | — | — | — | — | — | — | — | — | | | |
| 5239 | Other financial investment activities | 9 097 | 303 415 | 1 074 503 | 1 111 | 860 | 114 | 65 | 46 | 16 | 6 | 2 | 1 | 1 | | | |
| 52391 | Miscellaneous intermediation | 1 488 | 15 917 | 61 815 | 142 | 117 | 13 | 5 | 3 | 2 | 1 | — | — | — | | | |
| 523910 | Miscellaneous intermediation | 1 488 | 15 917 | 61 815 | 142 | 117 | 13 | 5 | 3 | 2 | 1 | — | — | — | | | |
| 52392 | Portfolio management | 2 891 | 192 862 | 688 362 | 354 | 249 | 41 | 33 | 23 | 6 | 1 | 1 | — | — | | | |
| 523920 | Portfolio management | 2 891 | 192 862 | 688 362 | 354 | 249 | 41 | 33 | 23 | 6 | 1 | 1 | — | — | | | |
| 52393 | Investment advice | 2 052 | 50 977 | 176 095 | 516 | 437 | 42 | 17 | 14 | 4 | 2 | — | — | — | | | |
| 523930 | Investment advice | 2 052 | 50 977 | 176 095 | 516 | 437 | 42 | 17 | 14 | 4 | 2 | — | — | — | | | |
| 52399 | All other financial investment activities | 2 666 | 43 659 | 148 231 | 99 | 57 | 18 | 10 | 6 | 4 | 2 | 1 | — | 1 | | | |
| 523991 | Trust, fiduciary & custody activities | 2 551 | 42 192 | 140 837 | 83 | 48 | 14 | | | | | | | | | | |

Table 2. The State—Employees, Payroll, and Establishments by Industry: 2001—Con.

[Excludes most government employees, railroad employees, and self-employed persons. Size class 1 to 4 includes establishments with payroll, but no employees, during mid-March pay period. (D) denotes figures withheld to avoid disclosing data for individual companies; the data are included in broader industry totals. For explanation of terms, abbreviations, and data reliability/comparability, see introductory text]

| NAICS code | Industry | Number of employees for week including March 12 | Payroll (\$1,000) | | Total number of establishments | Number of establishments by employment-size class | | | | | | | | | | | |
|------------|--|---|-------------------|------------------|--------------------------------|---|--------------|------------|------------|-----------|------------|------------|------------|---------------|--|--|--|
| | | | First quarter | Annual | | 1 to 4 | 5 to 9 | 10 to 19 | 20 to 49 | 50 to 99 | 100 to 249 | 250 to 499 | 500 to 999 | 1,000 or more | | | |
| 52 | Finance & insurance—Con. | | | | | | | | | | | | | | | | |
| 524 | Insurance carriers & related activities | 79 459 | 1 423 563 | 4 948 644 | 3 914 | 2 289 | 674 | 420 | 273 | 127 | 78 | 30 | 15 | 8 | | | |
| 5241 | Insurance carriers | 53 436 | 1 104 217 | 3 546 270 | 833 | 355 | 94 | 95 | 97 | 86 | 58 | 27 | 14 | 7 | | | |
| 52411 | Direct life, health, medical insurance carriers | 25 495 | 657 736 | 1 838 509 | 420 | 174 | 51 | 46 | 52 | 45 | 26 | 15 | 9 | 2 | | | |
| 524113 | Direct life insurance carriers | 18 242 | 546 286 | 1 448 815 | 366 | 159 | 46 | 41 | 45 | 34 | 22 | 11 | 7 | 1 | | | |
| 524114 | Direct health & medical insurance carriers | 7 253 | 111 450 | 389 694 | 54 | 15 | 5 | 5 | 7 | 11 | 4 | 4 | 2 | 1 | | | |
| 52412 | Other direct insurance carriers | 26 925 | 425 610 | 1 629 478 | 394 | 175 | 40 | 48 | 41 | 37 | 32 | 12 | 4 | 5 | | | |
| 524126 | Direct property & casualty insurance carriers | 26 078 | 412 546 | 1 581 453 | 314 | 131 | 23 | 32 | 41 | 35 | 32 | 11 | 4 | 5 | | | |
| 524127 | Direct title insurance carriers | (F) | (D) | (D) | 76 | 44 | 16 | 14 | — | 1 | — | 1 | — | — | | | |
| 524128 | All other direct insurance carriers | (C) | (D) | (D) | 4 | — | 1 | 2 | — | 1 | — | — | — | — | | | |
| 52413 | Reinsurance carriers | 1 016 | 20 871 | 78 283 | 19 | 6 | 3 | 1 | 4 | 4 | — | — | 1 | — | | | |
| 524130 | Reinsurance carriers | 1 016 | 20 871 | 78 283 | 19 | 6 | 3 | 1 | 4 | 4 | — | — | 1 | — | | | |
| 5242 | Agencies & other insurance related activities | 26 023 | 319 346 | 1 402 374 | 3 081 | 1 934 | 580 | 325 | 176 | 41 | 20 | 3 | 1 | 1 | | | |
| 52421 | Insurance agencies & brokerages | 17 687 | 222 196 | 968 685 | 2 574 | 1 635 | 497 | 264 | 139 | 27 | 11 | 1 | — | — | | | |
| 524210 | Insurance agencies & brokerages | 17 687 | 222 196 | 968 685 | 2 574 | 1 635 | 497 | 264 | 139 | 27 | 11 | 1 | — | — | | | |
| 52429 | Other insurance related activities | 8 336 | 97 150 | 433 689 | 507 | 299 | 83 | 61 | 37 | 14 | 9 | 2 | 1 | 1 | | | |
| 524291 | Claims adjusting | 1 613 | 22 217 | 95 338 | 161 | 103 | 28 | 17 | 7 | 2 | 3 | 1 | — | — | | | |
| 524292 | Insurance & pension funds, third party admin | 3 397 | 39 994 | 179 617 | 213 | 119 | 32 | 28 | 23 | 6 | 4 | — | 1 | — | | | |
| 524298 | All other insurance related activities | 3 326 | 34 939 | 158 734 | 133 | 77 | 23 | 16 | 7 | 6 | 2 | 1 | — | 1 | | | |
| 525 | Funds, trusts, & other financial vehicles (part) | (F) | (D) | (D) | 59 | 40 | 3 | 10 | 2 | 3 | — | 1 | — | — | | | |
| 5259 | Other investment pools & funds | (F) | (D) | (D) | 56 | 39 | 3 | 9 | 1 | 3 | — | 1 | — | — | | | |
| 52591 | Open-end investment funds | (A) | (D) | (D) | 2 | 1 | 1 | — | — | — | — | — | — | — | | | |
| 525910 | Open-end investment funds | (A) | (D) | (D) | 2 | 1 | 1 | — | — | — | — | — | — | — | | | |
| 52593 | Real estate investment trusts | 753 | 11 196 | 53 110 | 32 | 19 | 1 | 7 | 1 | 3 | — | 1 | — | — | | | |
| 525930 | Real estate investment trusts | 753 | 11 196 | 53 110 | 32 | 19 | 1 | 7 | 1 | 3 | — | 1 | — | — | | | |
| 52599 | Other financial vehicles | (B) | (D) | (D) | 22 | 19 | 1 | 2 | — | — | — | — | — | — | | | |
| 525990 | Other financial vehicles | (B) | (D) | (D) | 22 | 19 | 1 | 2 | — | — | — | — | — | — | | | |
| 53 | Real estate & rental & leasing | 58 391 | 518 932 | 2 101 372 | 8 537 | 5 870 | 1 488 | 724 | 312 | 93 | 34 | 11 | 4 | 1 | | | |
| 531 | Real estate | 38 664 | 333 143 | 1 359 138 | 6 970 | 5 095 | 1 124 | 455 | 210 | 59 | 18 | 6 | 3 | — | | | |
| 5311 | Lessors of real estate | 19 431 | 148 121 | 582 573 | 3 586 | 2 671 | 556 | 225 | 100 | 22 | 6 | 3 | 3 | — | | | |
| 53111 | Lessors of residential buildings & dwellings | 10 928 | 63 872 | 266 335 | 2 048 | 1 475 | 336 | 156 | 63 | 13 | 3 | 1 | 1 | — | | | |
| 531110 | Lessors of residential buildings & dwellings | 10 928 | 63 872 | 266 335 | 2 048 | 1 475 | 336 | 156 | 63 | 13 | 3 | 1 | 1 | — | | | |
| 53112 | Lessors of nonres bldg (exc miniwarehouses) | 6 125 | 69 169 | 256 235 | 1 078 | 831 | 153 | 53 | 29 | 7 | 2 | 1 | 2 | — | | | |
| 531120 | Lessors of nonres bldg (exc miniwarehouses) | 6 125 | 69 169 | 256 235 | 1 078 | 831 | 153 | 53 | 29 | 7 | 2 | 1 | 2 | — | | | |
| 53113 | Lessors of miniwarehouses & self storage units | 1 536 | 9 286 | 34 111 | 220 | 179 | 28 | 4 | 5 | 2 | 1 | 1 | — | — | | | |
| 531130 | Lessors of miniwarehouses & self storage units | 1 536 | 9 286 | 34 111 | 220 | 179 | 28 | 4 | 5 | 2 | 1 | 1 | — | — | | | |
| 53119 | Lessors of other real estate property | 842 | 5 794 | 25 892 | 240 | 186 | 39 | 12 | 3 | — | — | — | — | — | | | |
| 531190 | Lessors of other real estate property | 842 | 5 794 | 25 892 | 240 | 186 | 39 | 12 | 3 | — | — | — | — | — | | | |
| 5312 | Offices of real estate agents & brokers | 7 896 | 85 649 | 355 497 | 1 803 | 1 349 | 311 | 102 | 28 | 9 | 3 | 1 | — | — | | | |
| 53121 | Offices of real estate agents & brokers | 7 896 | 85 649 | 355 497 | 1 803 | 1 349 | 311 | 102 | 28 | 9 | 3 | 1 | — | — | | | |
| 531210 | Offices of real estate agents & brokers | 7 896 | 85 649 | 355 497 | 1 803 | 1 349 | 311 | 102 | 28 | 9 | 3 | 1 | — | — | | | |
| 5313 | Activities related to real estate | 11 337 | 99 373 | 421 068 | 1 581 | 1 075 | 257 | 128 | 82 | 28 | 9 | 2 | — | — | | | |
| 53131 | Real estate property managers | 8 525 | 74 848 | 310 402 | 1 007 | 629 | 178 | 99 | 69 | 25 | 6 | 1 | — | — | | | |
| 531311 | Residential property managers | 5 679 | 44 523 | 190 866 | 651 | 405 | 113 | 66 | 47 | 15 | 4 | 1 | — | — | | | |
| 531312 | Nonresidential property managers | 2 846 | 30 325 | 119 536 | 356 | 224 | 65 | 33 | 22 | 10 | 2 | — | — | — | | | |
| 53132 | Offices of real estate appraisers | 1 008 | 8 407 | 41 038 | 282 | 218 | 43 | 14 | 6 | 1 | — | — | — | — | | | |
| 531320 | Offices of real estate appraisers | 1 008 | 8 407 | 41 038 | 282 | 218 | 43 | 14 | 6 | 1 | — | — | — | — | | | |
| 53139 | Other activities related to real estate | 1 804 | 16 118 | 69 628 | 292 | 228 | 36 | 15 | 7 | 2 | 3 | 1 | — | — | | | |
| 531390 | Other activities related to real estate | 1 804 | 16 118 | 69 628 | 292 | 228 | 36 | 15 | 7 | 2 | 3 | 1 | — | — | | | |
| 532 | Rental & leasing services | 18 098 | 156 215 | 640 182 | 1 498 | 731 | 356 | 263 | 98 | 32 | 13 | 3 | 1 | 1 | | | |
| 5321 | Automotive equipment rental & leasing | 7 178 | 66 612 | 268 683 | 346 | 196 | 66 | 36 | 30 | 9 | 5 | 2 | 1 | 1 | | | |
| 53211 | Passenger car rental & leasing | 5 437 | 48 382 | 193 329 | 169 | 100 | 31 | 15 | 10 | 6 | 3 | 2 | 1 | 1 | | | |
| 532111 | Passenger car rental | (H) | (D) | (D) | 131 | 81 | 19 | 12 | 7 | 6 | 3 | 2 | — | 1 | | | |
| 532112 | Passenger car leasing | (F) | (D) | (D) | 38 | 19 | 12 | 3 | 3 | — | — | — | 1 | — | | | |
| 53212 | Truck, utility trailer & RV rental & leasing | 1 741 | 18 230 | 75 354 | 177 | 96 | 35 | 21 | 20 | 3 | 2 | — | — | — | | | |
| 532120 | Truck, utility trailer & RV rental & leasing | 1 741 | 18 230 | 75 354 | 177 | 96 | 35 | 21 | 20 | 3 | 2 | — | — | — | | | |
| 5322 | Consumer goods rental | 5 513 | 26 149 | 109 202 | 659 | 301 | 155 | 166 | 26 | 9 | 2 | — | — | — | | | |
| 53221 | Consumer electronics & appliances rental | 338 | 2 724 | 11 470 | 48 | 20 | 20 | 7 | — | 1 | — | — | — | — | | | |
| 532210 | Consumer electronics & appliances rental | 338 | 2 724 | 11 470 | 48 | 20 | 20 | 7 | — | 1 | — | — | — | — | | | |
| 53222 | Formal wear & costume rental | 483 | 1 878 | 8 917 | 71 | 43 | 19 | 6 | 1 | 2 | — | — | — | — | | | |
| 532220 | Formal wear & costume rental | 483 | 1 878 | 8 917 | 71 | 43 | 19 | 6 | 1 | 2 | — | — | — | — | | | |
| 53223 | Video tape & disc rental | 2 997 | 7 933 | 33 160 | 371 | 146 | 80 | 135 | 8 | 2 | — | — | — | — | | | |
| 532230 | Video tape & disc rental | 2 997 | 7 933 | 33 160 | 371 | 146 | 80 | 135 | 8 | 2 | — | — | — | — | | | |
| 53229 | Other consumer goods rental | 1 695 | 13 614 | 55 655 | 169 | 92 | 36 | 18 | 17 | 4 | 2 | — | — | — | | | |
| 532291 | Home health equipment rental | (F) | (D) | (D) | 38 | 10 | 10 | 9 | 8 | 1 | — | — | — | — | | | |
| 532292 | Recreational goods rental | (B) | (D) | (D) | 47 | 43 | 3 | — | 1 | — | — | — | — | — | | | |
| 532299 | All other consumer goods rental | 1 062 | 7 826 | 31 639 | 84 | 39 | 23 | 9 | 8 | 3 | 2 | — | — | — | | | |
| 5323 | General rental centers | 1 090 | 7 809 | 37 348 | 142 | 58 | 65 | 13 | 5 | — | — | 1 | — | — | | | |
| 53231 | General rental centers | 1 090 | 7 809 | 37 348 | 142 | 58 | 65 | 13 | 5 | — | — | 1 | — | — | | | |
| 532310 | General rental centers | 1 090 | 7 809 | 37 348 | 142 | 58 | 65 | 13 | 5 | — | — | 1 | — | — | | | |
| 5324 | Commercial, industrial equip rental & leasing | 4 317 | 55 645 | 224 949 | 351 | 176 | 70 | 48 | 37 | 14 | 6 | — | — | — | | | |
| 53241 | Const, trans, mining equip rental & leasing | 1 327 | 16 771 | 68 736 | 117 | 59 | 20 | 17 | 16 | 4 | 1 | — | — | — | | | |
| 532411 | Commercial trans equip (exc MV) rental, lease | 122 | 2 879 | 10 816 | 27 | 22 | 3 | 1 | — | 1 | — | — | — | — | | | |
| 532412 | Const, mining, forestry equip rental & leasing | 1 205 | 13 892 | 57 920 | 90 | 37 | 17 | 16 | 16 | 3 | 1 | — | — | — | | | |

See footnotes at end of table.

Table 2. The State—Employees, Payroll, and Establishments by Industry: 2001—Con.

[Excludes most government employees, railroad employees, and self-employed persons. Size class 1 to 4 includes establishments with payroll, but no employees, during mid-March pay period. (D) denotes figures withheld to avoid disclosing data for individual companies; the data are included in broader industry totals. For explanation of terms, abbreviations, and data reliability/comparability, see introductory text]

| NAICS code | Industry | Number of employees for week including March 12 | Payroll (\$1,000) | | Total number of establishments | Number of establishments by employment-size class | | | | | | | | | | | |
|------------|--|---|-------------------|-------------------|--------------------------------|---|--------------|--------------|--------------|------------|------------|------------|------------|---------------|---|---|---|
| | | | First quarter | Annual | | 1 to 4 | 5 to 9 | 10 to 19 | 20 to 49 | 50 to 99 | 100 to 249 | 250 to 499 | 500 to 999 | 1,000 or more | | | |
| 53 | Real estate & rental & leasing—Con. | | | | | | | | | | | | | | | | |
| 532 | Rental & leasing services—Con. | | | | | | | | | | | | | | | | |
| 5324 | Commercial, industrial equip rental & leasing—Con. | | | | | | | | | | | | | | | | |
| 53242 | Office machinery & equipment rental & leasing | 1 177 | 18 361 | 65 577 | 76 | 40 | 15 | 11 | 3 | 4 | 3 | — | — | — | — | — | — |
| 532420 | Office machinery & equipment rental & leasing | 1 177 | 18 361 | 65 577 | 76 | 40 | 15 | 11 | 3 | 4 | 3 | — | — | — | — | — | — |
| 53249 | Oth commercial, industrial equip rental, lease | 1 813 | 20 513 | 90 636 | 158 | 77 | 35 | 20 | 18 | 6 | 2 | — | — | — | — | — | — |
| 532490 | Oth commercial, industrial equip rental, lease | 1 813 | 20 513 | 90 636 | 158 | 77 | 35 | 20 | 18 | 6 | 2 | — | — | — | — | — | — |
| 533 | Lessors of other nonfinancial intangible asset .. | 1 629 | 29 574 | 102 052 | 69 | 44 | 8 | 6 | 4 | 2 | 3 | 2 | — | — | — | — | — |
| 5331 | Lessors of other nonfinancial intangible asset | 1 629 | 29 574 | 102 052 | 69 | 44 | 8 | 6 | 4 | 2 | 3 | 2 | — | — | — | — | — |
| 53311 | Lessors of other nonfinancial intangible asset | 1 629 | 29 574 | 102 052 | 69 | 44 | 8 | 6 | 4 | 2 | 3 | 2 | — | — | — | — | — |
| 533110 | Lessors of other nonfinancial intangible asset | 1 629 | 29 574 | 102 052 | 69 | 44 | 8 | 6 | 4 | 2 | 3 | 2 | — | — | — | — | — |
| 54 | Professional, scientific & technical services | 282 874 | 4 007 344 | 16 720 205 | 30 489 | 21 805 | 4 043 | 2 219 | 1 513 | 501 | 286 | 81 | 23 | 18 | | | |
| 541 | Professional, scientific & technical services | 282 874 | 4 007 344 | 16 720 205 | 30 489 | 21 805 | 4 043 | 2 219 | 1 513 | 501 | 286 | 81 | 23 | 18 | | | |
| 5411 | Legal services | 40 553 | 503 341 | 2 302 553 | 6 477 | 4 538 | 1 069 | 494 | 279 | 64 | 24 | 9 | — | — | — | — | — |
| 54111 | Offices of lawyers | 38 649 | 483 215 | 2 208 438 | 6 197 | 4 383 | 1 003 | 455 | 263 | 60 | 24 | 9 | — | — | — | — | — |
| 541110 | Offices of lawyers | 38 649 | 483 215 | 2 208 438 | 6 197 | 4 383 | 1 003 | 455 | 263 | 60 | 24 | 9 | — | — | — | — | — |
| 54119 | Other legal services | 1 904 | 20 126 | 94 115 | 280 | 155 | 66 | 39 | 16 | 4 | — | — | — | — | — | — | — |
| 541191 | Title abstract & settlement offices | 1 573 | 16 343 | 79 531 | 234 | 122 | 59 | 38 | 13 | 2 | — | — | — | — | — | — | — |
| 541199 | All other legal services | 331 | 3 783 | 14 584 | 46 | 33 | 7 | 1 | 3 | 2 | — | — | — | — | — | — | — |
| 5412 | Accounting, tax prep, bookkeep, payroll services | 36 631 | 410 575 | 1 692 110 | 3 213 | 2 304 | 491 | 203 | 119 | 35 | 36 | 15 | 5 | 5 | | | |
| 54121 | Accounting, tax prep, bookkeep, payroll services | 36 631 | 410 575 | 1 692 110 | 3 213 | 2 304 | 491 | 203 | 119 | 35 | 36 | 15 | 5 | 5 | | | |
| 541211 | Offices of certified public accountants .. | 13 789 | 178 399 | 783 135 | 1 932 | 1 361 | 337 | 129 | 79 | 12 | 9 | 4 | — | — | — | — | — |
| 541213 | Tax preparation services | 4 699 | 12 665 | 40 133 | 294 | 228 | 33 | 8 | 6 | 2 | 13 | 4 | — | — | — | — | — |
| 541214 | Payroll services | 10 902 | 157 778 | 600 101 | 1 134 | 54 | 19 | 17 | 10 | 11 | 10 | 6 | 4 | 3 | | | |
| 541219 | Other accounting services | 7 261 | 61 733 | 268 741 | 853 | 661 | 102 | 49 | 24 | 10 | 4 | 1 | 1 | 1 | | | |
| 5413 | Architectural, engineering & related services | 38 751 | 506 732 | 2 211 476 | 3 378 | 2 020 | 583 | 354 | 264 | 96 | 47 | 10 | 4 | — | — | — | — |
| 54131 | Architectural services | 4 282 | 52 592 | 237 069 | 678 | 428 | 154 | 49 | 38 | 8 | — | 1 | — | — | — | — | — |
| 541310 | Architectural services | 4 282 | 52 592 | 237 069 | 678 | 428 | 154 | 49 | 38 | 8 | — | 1 | — | — | — | — | — |
| 54132 | Landscape architectural services | 928 | 6 144 | 37 162 | 220 | 163 | 29 | 19 | 9 | — | — | — | — | — | — | — | — |
| 541320 | Landscape architectural services | 928 | 6 144 | 37 162 | 220 | 163 | 29 | 19 | 9 | — | — | — | — | — | — | — | — |
| 54133 | Engineering services | 28 043 | 395 413 | 1 704 981 | 1 837 | 1 021 | 289 | 226 | 174 | 76 | 38 | 9 | 4 | — | — | — | — |
| 541330 | Engineering services | 28 043 | 395 413 | 1 704 981 | 1 837 | 1 021 | 289 | 226 | 174 | 76 | 38 | 9 | 4 | — | — | — | — |
| 54134 | Drafting services | (C) | (D) | (D) | 45 | 39 | 5 | — | 1 | — | — | — | — | — | — | — | — |
| 541340 | Drafting services | (C) | (D) | (D) | 45 | 39 | 5 | — | 1 | — | — | — | — | — | — | — | — |
| 54135 | Building inspection services | (F) | (D) | (D) | 155 | 129 | 15 | 5 | 4 | 2 | — | — | — | — | — | — | — |
| 541350 | Building inspection services | (F) | (D) | (D) | 155 | 129 | 15 | 5 | 4 | 2 | — | — | — | — | — | — | — |
| 54136 | Geophysical surveying & mapping services | (A) | (D) | (D) | 3 | 2 | 1 | — | — | — | — | — | — | — | — | — | — |
| 541360 | Geophysical surveying & mapping services | (A) | (D) | (D) | 3 | 2 | 1 | — | — | — | — | — | — | — | — | — | — |
| 54137 | Surveying, mapping (exc geophysical) services | 1 719 | 16 253 | 71 275 | 258 | 162 | 56 | 28 | 7 | 2 | 3 | — | — | — | — | — | — |
| 541370 | Surveying, mapping (exc geophysical) services | 1 719 | 16 253 | 71 275 | 258 | 162 | 56 | 28 | 7 | 2 | 3 | — | — | — | — | — | — |
| 54138 | Testing laboratories | 3 055 | 31 158 | 137 930 | 182 | 76 | 34 | 27 | 31 | 8 | 6 | — | — | — | — | — | — |
| 541380 | Testing laboratories | 3 055 | 31 158 | 137 930 | 182 | 76 | 34 | 27 | 31 | 8 | 6 | — | — | — | — | — | — |
| 5414 | Specialized design services | 5 142 | 44 383 | 186 414 | 1 001 | 744 | 156 | 70 | 24 | 4 | 2 | — | 1 | — | — | — | — |
| 54141 | Interior design services | 1 158 | 10 898 | 43 073 | 309 | 240 | 42 | 21 | 4 | 2 | — | — | — | — | — | — | — |
| 541410 | Interior design services | 1 158 | 10 898 | 43 073 | 309 | 240 | 42 | 21 | 4 | 2 | — | — | — | — | — | — | — |
| 54142 | Industrial design services | 382 | 4 986 | 22 023 | 54 | 30 | 12 | 10 | 1 | — | 1 | — | — | — | — | — | — |
| 541420 | Industrial design services | 382 | 4 986 | 22 023 | 54 | 30 | 12 | 10 | 1 | — | 1 | — | — | — | — | — | — |
| 54143 | Graphic design services | 3 417 | 27 057 | 112 069 | 578 | 427 | 93 | 36 | 18 | 2 | 1 | — | 1 | — | — | — | — |
| 541430 | Graphic design services | 3 417 | 27 057 | 112 069 | 578 | 427 | 93 | 36 | 18 | 2 | 1 | — | 1 | — | — | — | — |
| 54149 | Other specialized design services | 185 | 1 442 | 9 249 | 60 | 47 | 9 | 3 | 1 | — | — | — | — | — | — | — | — |
| 541490 | Other specialized design services | 185 | 1 442 | 9 249 | 60 | 47 | 9 | 3 | 1 | — | — | — | — | — | — | — | — |
| 5415 | Computer systems design & related services | 75 641 | 1 377 231 | 5 378 440 | 7 895 | 6 210 | 652 | 405 | 357 | 139 | 96 | 27 | 2 | 7 | | | |
| 54151 | Computer systems design & related services | 75 641 | 1 377 231 | 5 378 440 | 7 895 | 6 210 | 652 | 405 | 357 | 139 | 96 | 27 | 2 | 7 | | | |
| 541511 | Custom computer programming services | 29 006 | 520 568 | 2 036 864 | 3 403 | 2 639 | 268 | 188 | 184 | 68 | 44 | 11 | — | 1 | | | |
| 541512 | Computer systems design services | 32 113 | 615 210 | 2 428 831 | 2 794 | 2 154 | 261 | 146 | 125 | 50 | 40 | 14 | 1 | 3 | | | |
| 541513 | Computer facilities management services | 5 378 | 81 740 | 288 020 | 93 | 45 | 13 | 13 | 13 | 5 | 1 | — | — | — | — | — | — |
| 541519 | Other computer related services | 9 144 | 159 713 | 624 725 | 1 605 | 1 372 | 110 | 58 | 35 | 16 | 11 | 2 | — | 1 | | | |
| 5416 | Management, sci & tech consulting services .. | 37 242 | 566 931 | 2 331 950 | 4 661 | 3 612 | 461 | 275 | 188 | 78 | 32 | 7 | 5 | 3 | | | |
| 54161 | Management consulting services | 30 704 | 479 320 | 1 937 432 | 3 570 | 2 777 | 353 | 195 | 145 | 62 | 23 | 7 | 5 | 3 | | | |
| 541611 | Admin & gen management consulting services | 13 092 | 250 414 | 990 370 | 1 451 | 1 149 | 129 | 67 | 54 | 33 | 10 | 6 | 3 | — | — | — | — |
| 541612 | Human res & exec search consulting services | 8 561 | 119 224 | 477 664 | 856 | 622 | 102 | 77 | 36 | 10 | 5 | — | 2 | 2 | | | |
| 541613 | Marketing consulting services | 5 905 | 69 571 | 282 830 | 804 | 655 | 72 | 35 | 28 | 9 | 3 | 1 | — | 1 | | | |
| 541614 | Process, phys dist & log consulting services | 1 769 | 21 430 | 103 586 | 263 | 199 | 30 | 10 | 16 | 6 | 2 | — | — | — | — | — | — |
| 541618 | Other management consulting services .. | 1 377 | 18 681 | 82 982 | 196 | 152 | 20 | 6 | 11 | 4 | 3 | — | — | — | — | — | — |
| 54162 | Environmental consulting services | 2 907 | 35 143 | 153 077 | 356 | 227 | 47 | 45 | 27 | 7 | 3 | — | — | — | — | — | — |
| 541620 | Environmental consulting services | 2 907 | 35 143 | 153 077 | 356 | 227 | 47 | 45 | 27 | 7 | 3 | — | — | — | — | — | — |
| 54169 | Oth scientific & technical consulting services | 3 631 | 52 468 | 241 441 | 735 | 608 | 61 | 35 | 16 | 9 | 6 | — | — | — | — | — | — |
| 541690 | Oth scientific & technical consulting services | 3 631 | 52 468 | 241 441 | 735 | 608 | 61 | 35 | 16 | 9 | 6 | — | — | — | — | — | — |

See footnotes at end of table.

Table 2. The State—Employees, Payroll, and Establishments by Industry: 2001—Con.

[Excludes most government employees, railroad employees, and self-employed persons. Size class 1 to 4 includes establishments with payroll, but no employees, during mid-March pay period. (D) denotes figures withheld to avoid disclosing data for individual companies; the data are included in broader industry totals. For explanation of terms, abbreviations, and data reliability/comparability, see introductory text]

| NAICS code | Industry | Number of employees for week including March 12 | Payroll (\$1,000) | | Total number of establishments | Number of establishments by employment-size class | | | | | | | | | | |
|------------|---|---|-------------------|-------------------|--------------------------------|---|--------------|--------------|------------|------------|------------|------------|------------|---------------|-----------|--|
| | | | First quarter | Annual | | 1 to 4 | 5 to 9 | 10 to 19 | 20 to 49 | 50 to 99 | 100 to 249 | 250 to 499 | 500 to 999 | 1,000 or more | | |
| 54 | Professional, scientific & technical services—Con. | | | | | | | | | | | | | | | |
| 541 | Professional, scientific & technical services—Con. | | | | | | | | | | | | | | | |
| 5417 | Scientific R&D services | 14 161 | 255 604 | 1 189 786 | 453 | 222 | 70 | 49 | 58 | 29 | 16 | 4 | 4 | 4 | 1 | |
| 54171 | R&D in physical, engineering & life sciences | 13 030 | 243 949 | 1 140 846 | 400 | 191 | 60 | 43 | 55 | 29 | 14 | 3 | 4 | 4 | 1 | |
| 541710 | R&D in physical, engineering & life sciences | 13 030 | 243 949 | 1 140 846 | 400 | 191 | 60 | 43 | 55 | 29 | 14 | 3 | 4 | 4 | 1 | |
| 54172 | R&D in social sciences & humanities | 1 131 | 11 655 | 48 940 | 53 | 31 | 10 | 6 | 3 | — | 2 | 1 | — | — | — | |
| 541720 | R&D in social sciences & humanities | 1 131 | 11 655 | 48 940 | 53 | 31 | 10 | 6 | 3 | — | 2 | 1 | — | — | — | |
| 5418 | Advertising & related services | 17 808 | 197 159 | 802 365 | 1 462 | 909 | 252 | 136 | 108 | 32 | 15 | 7 | 2 | 1 | — | |
| 54181 | Advertising agencies | 5 188 | 86 732 | 332 958 | 512 | 298 | 101 | 59 | 38 | 9 | 5 | 2 | — | — | — | |
| 541810 | Advertising agencies | 5 188 | 86 732 | 332 958 | 512 | 298 | 101 | 59 | 38 | 9 | 5 | 2 | — | — | — | |
| 54182 | Public relations agencies | 1 094 | 14 292 | 65 542 | 217 | 142 | 47 | 21 | 5 | 2 | — | — | — | — | — | |
| 541820 | Public relations agencies | 1 094 | 14 292 | 65 542 | 217 | 142 | 47 | 21 | 5 | 2 | — | — | — | — | — | |
| 54183 | Media buying agencies | 194 | 3 436 | 20 147 | 24 | 17 | 3 | 1 | 2 | 1 | — | — | — | — | — | |
| 541830 | Media buying agencies | 194 | 3 436 | 20 147 | 24 | 17 | 3 | 1 | 2 | 1 | — | — | — | — | — | |
| 54184 | Media representatives | 1 201 | 15 059 | 65 941 | 122 | 78 | 22 | 9 | 8 | 3 | 2 | — | — | — | — | |
| 541840 | Media representatives | 1 201 | 15 059 | 65 941 | 122 | 78 | 22 | 9 | 8 | 3 | 2 | — | — | — | — | |
| 54185 | Display advertising | 1 010 | 9 817 | 40 180 | 83 | 56 | 12 | 6 | 4 | 3 | 1 | 1 | — | — | — | |
| 541850 | Display advertising | 1 010 | 9 817 | 40 180 | 83 | 56 | 12 | 6 | 4 | 3 | 1 | 1 | — | — | — | |
| 54186 | Direct mail advertising | 5 566 | 42 152 | 172 756 | 156 | 66 | 21 | 21 | 28 | 10 | 4 | 4 | 2 | — | — | |
| 541860 | Direct mail advertising | 5 566 | 42 152 | 172 756 | 156 | 66 | 21 | 21 | 28 | 10 | 4 | 4 | 2 | — | — | |
| 54187 | Advertising material distribution services .. | 214 | 2 118 | 8 774 | 29 | 17 | 4 | 5 | 3 | — | — | — | — | — | — | |
| 541870 | Advertising material distribution services .. | 214 | 2 118 | 8 774 | 29 | 17 | 4 | 5 | 3 | — | — | — | — | — | — | |
| 54189 | Other services related to advertising | 3 341 | 23 553 | 96 067 | 319 | 235 | 42 | 14 | 20 | 4 | 3 | — | — | — | 1 | |
| 541890 | Other services related to advertising | 3 341 | 23 553 | 96 067 | 319 | 235 | 42 | 14 | 20 | 4 | 3 | — | — | — | 1 | |
| 5419 | Oth professional, scientific, technical services | 16 945 | 145 388 | 625 111 | 1 949 | 1 246 | 309 | 233 | 116 | 24 | 18 | 2 | — | — | 1 | |
| 54191 | Marketing research & public opinion polling | 6 737 | 76 331 | 292 848 | 260 | 131 | 37 | 30 | 34 | 14 | 11 | 2 | — | — | 1 | |
| 541910 | Marketing research & public opinion polling | 6 737 | 76 331 | 292 848 | 260 | 131 | 37 | 30 | 34 | 14 | 11 | 2 | — | — | 1 | |
| 54192 | Photographic services | 2 196 | 10 614 | 54 936 | 507 | 389 | 67 | 40 | 7 | 2 | 2 | — | — | — | — | |
| 541921 | Photography studios, portrait | 1 813 | 7 734 | 42 098 | 372 | 274 | 52 | 38 | 4 | 2 | 2 | — | — | — | — | |
| 541922 | Commercial photography | 383 | 2 880 | 12 838 | 135 | 115 | 15 | 2 | 3 | — | — | — | — | — | — | |
| 54193 | Translation & interpretation services | 81 | 925 | 3 435 | 38 | 33 | 3 | 2 | — | — | — | — | — | — | — | |
| 541930 | Translation & interpretation services | 81 | 925 | 3 435 | 38 | 33 | 3 | 2 | — | — | — | — | — | — | — | |
| 54194 | Veterinary services | 5 689 | 35 874 | 167 040 | 523 | 171 | 146 | 135 | 63 | 5 | 3 | — | — | — | — | |
| 541940 | Veterinary services | 5 689 | 35 874 | 167 040 | 523 | 171 | 146 | 135 | 63 | 5 | 3 | — | — | — | — | |
| 54199 | All oth prof, scientific & technical services .. | 2 242 | 21 644 | 106 852 | 621 | 522 | 56 | 26 | 12 | 3 | 2 | — | — | — | — | |
| 541990 | All oth prof, scientific & technical services .. | 2 242 | 21 644 | 106 852 | 621 | 522 | 56 | 26 | 12 | 3 | 2 | — | — | — | — | |
| 55 | Management of companies & enterprises | 159 457 | 4 726 154 | 15 915 383 | 1 477 | 400 | 178 | 219 | 245 | 133 | 145 | 77 | 50 | 30 | 30 | |
| 551 | Management of companies & enterprises | 159 457 | 4 726 154 | 15 915 383 | 1 477 | 400 | 178 | 219 | 245 | 133 | 145 | 77 | 50 | 30 | 30 | |
| 5511 | Management of companies & enterprises | 159 457 | 4 726 154 | 15 915 383 | 1 477 | 400 | 178 | 219 | 245 | 133 | 145 | 77 | 50 | 30 | 30 | |
| 55111 | Management of companies & enterprises | 159 457 | 4 726 154 | 15 915 383 | 1 477 | 400 | 178 | 219 | 245 | 133 | 145 | 77 | 50 | 30 | 30 | |
| 551111 | Offices of bank holding companies | 411 | 3 183 | 13 227 | 16 | 9 | — | 1 | 3 | 2 | 1 | — | — | — | — | |
| 551112 | Offices of other holding companies | 7 008 | 276 852 | 937 124 | 223 | 106 | 33 | 35 | 26 | 8 | 6 | 7 | 2 | — | — | |
| 551114 | Corp, subsidiary & regional managing offices | 152 038 | 4 446 119 | 14 965 032 | 1 238 | 285 | 145 | 183 | 216 | 123 | 138 | 70 | 48 | 30 | 30 | |
| 56 | Admin, support, waste mgt, remediation services | 312 917 | 1 925 665 | 8 089 023 | 13 535 | 8 238 | 1 982 | 1 250 | 963 | 513 | 398 | 116 | 42 | 33 | | |
| 561 | Administrative & support services | 299 942 | 1 801 900 | 7 571 740 | 12 954 | 7 983 | 1 890 | 1 160 | 893 | 474 | 365 | 114 | 42 | 33 | | |
| 5611 | Office administrative services | 21 211 | 237 173 | 946 789 | 1 085 | 606 | 164 | 132 | 106 | 42 | 21 | 9 | 3 | 2 | | |
| 56111 | Office administrative services | 21 211 | 237 173 | 946 789 | 1 085 | 606 | 164 | 132 | 106 | 42 | 21 | 9 | 3 | 2 | | |
| 561110 | Office administrative services | 21 211 | 237 173 | 946 789 | 1 085 | 606 | 164 | 132 | 106 | 42 | 21 | 9 | 3 | 2 | | |
| 5612 | Facilities support services | 3 168 | 33 961 | 147 705 | 87 | 34 | 15 | 13 | 10 | 4 | 8 | 3 | — | — | — | |
| 56121 | Facilities support services | 3 168 | 33 961 | 147 705 | 87 | 34 | 15 | 13 | 10 | 4 | 8 | 3 | — | — | — | |
| 561210 | Facilities support services | 3 168 | 33 961 | 147 705 | 87 | 34 | 15 | 13 | 10 | 4 | 8 | 3 | — | — | — | |
| 5613 | Employment services | 137 415 | 824 055 | 3 307 930 | 1 526 | 542 | 146 | 145 | 207 | 217 | 191 | 37 | 19 | 22 | | |
| 56131 | Employment placement agencies | 15 736 | 93 548 | 345 362 | 471 | 251 | 65 | 46 | 49 | 36 | 14 | 6 | 3 | 1 | | |
| 561310 | Employment placement agencies | 15 736 | 93 548 | 345 362 | 471 | 251 | 65 | 46 | 49 | 36 | 14 | 6 | 3 | 1 | | |
| 56132 | Temporary help services | 80 068 | 443 724 | 1 763 259 | 909 | 250 | 66 | 75 | 140 | 168 | 159 | 28 | 12 | 11 | | |
| 561320 | Temporary help services | 80 068 | 443 724 | 1 763 259 | 909 | 250 | 66 | 75 | 140 | 168 | 159 | 28 | 12 | 11 | | |
| 56133 | Employee leasing services | 41 611 | 286 783 | 1 199 309 | 146 | 41 | 15 | 24 | 18 | 13 | 18 | 3 | 4 | 10 | | |
| 561330 | Employee leasing services | 41 611 | 286 783 | 1 199 309 | 146 | 41 | 15 | 24 | 18 | 13 | 18 | 3 | 4 | 10 | | |
| 5614 | Business support services | 23 063 | 125 779 | 609 704 | 1 024 | 583 | 151 | 79 | 37 | 31 | 9 | 2 | 2 | | | |
| 56141 | Document preparation services | 1 660 | 9 479 | 39 754 | 156 | 116 | 13 | 9 | 10 | 4 | 4 | — | — | — | — | |
| 561410 | Document preparation services | 1 660 | 9 479 | 39 754 | 156 | 116 | 13 | 9 | 10 | 4 | 4 | — | — | — | — | |
| 56142 | Telephone call centers | 10 226 | 38 639 | 166 473 | 192 | 78 | 32 | 36 | 17 | 12 | 10 | 5 | 1 | 1 | | |
| 561421 | Telephone answering services | 906 | 5 444 | 23 213 | 97 | 42 | 23 | 21 | 9 | 2 | — | — | — | — | — | |
| 561422 | Telemarketing bureaus | 9 320 | 33 195 | 143 260 | 95 | 36 | 9 | 15 | 8 | 10 | 10 | 5 | 1 | 1 | | |
| 56143 | Business service centers | 2 983 | 19 262 | 73 903 | 263 | 154 | 51 | 26 | 23 | 4 | 3 | 2 | — | — | — | |
| 561431 | Private mail centers | 914 | 4 584 | 12 942 | 100 | 70 | 18 | 4 | 6 | 1 | — | 1 | — | — | — | |
| 561439 | Oth business service centers (incl copy shops) | 2 069 | 14 678 | 60 961 | 163 | 84 | 33 | 22 | 17 | 3 | 3 | 1 | — | — | — | |
| 56144 | Collection agencies | 3 077 | 20 909 | 97 151 | 172 | 84 | 23 | 33 | 20 | 6 | 5 | — | 1 | — | — | |
| 561440 | Collection agencies | 3 077 | 20 909 | 97 151 | 172 | 84 | 23 | 33 | 20 | 6 | 5 | — | 1 | — | — | |
| 56145 | Credit bureaus | 1 966 | 16 333 | 141 721 | 47 | 20 | 8 | 6 | 3 | 4 | 4 | 2 | — | — | — | |
| 561450 | Credit bureaus | 1 966 | 16 333 | 141 721 | 47 | 20 | 8 | 6 | 3 | 4 | 4 | 2 | — | — | — | |
| 56149 | Other business support services | 3 151 | 21 157 | 90 702 | 194 | 131 | 24 | 20 | 6 | 7 | 5 | — | 1 | — | — | |
| 561491 | Repossession services | 211 | 1 609 | 6 642 | 35 | 21 | 6 | 6 | 2 | — | — | — | — | — | — | |
| 561492 | Court reporting & stenotypy services | 490 | 3 528 | 16 171 | 106 | 82 | 13 | 6 | 4 | 1 | — | — | — | — | — | |
| 561499 | All other business support services | 2 450 | 16 020 | 67 889 | 53 | 28 | 5 | 8 | — | 6 | 5 | — | — | — | 1 | |
| 5615 | Travel arrangement & reservation services .. | 9 236 | 72 208 | 276 584 | 1 373 | 900 | 273 | 121 | 53 | 17 | 9 | — | — | — | — | |
| 56151 | Travel agencies | 6 362 | 46 711 | 181 379 | 1 124 | 764 | 226 | 86 | 37 | 6 | 5 | — | — | — | — | |
| 561510 | Travel agencies | 6 362 | 46 711 | 181 379 | 1 124 | 764 | 226 | 86 | 37 | 6 | 5 | — | — | — | — | |
| 56152 | Tour operators | 829 | 8 503 | 29 589 | 110 | 66 | 21 | 13 | 7 | 3 | | | | | | |

Table 2. The State—Employees, Payroll, and Establishments by Industry: 2001—Con.

[Excludes most government employees, railroad employees, and self-employed persons. Size class 1 to 4 includes establishments with payroll, but no employees, during mid-March pay period. (D) denotes figures withheld to avoid disclosing data for individual companies; the data are included in broader industry totals. For explanation of terms, abbreviations, and data reliability/comparability, see introductory text]

| NAICS code | Industry | Number of employees for week including March 12 | Payroll (\$1,000) | | Total number of establishments | Number of establishments by employment-size class | | | | | | | | | | | |
|------------|---|---|-------------------|------------------|--------------------------------|---|------------|------------|------------|------------|------------|------------|------------|---------------|---|---|--|
| | | | First quarter | Annual | | 1 to 4 | 5 to 9 | 10 to 19 | 20 to 49 | 50 to 99 | 100 to 249 | 250 to 499 | 500 to 999 | 1,000 or more | | | |
| 56 | Admin. support, waste mgt, remediation services—Con. | | | | | | | | | | | | | | | | |
| 561 | Administrative & support services—Con. | | | | | | | | | | | | | | | | |
| 5615 | Travel arrangement & reservation services—Con. | | | | | | | | | | | | | | | | |
| 56159 | Oth travel arrangement & reservation services | 2 045 | 16 994 | 65 616 | 139 | 70 | 26 | 22 | 9 | 8 | 4 | — | — | — | — | — | |
| 561591 | Convention and visitors bureaus | 356 | 1 336 | 5 429 | 17 | 11 | 1 | 1 | — | 3 | 1 | — | — | — | — | — | |
| 561599 | All oth travel arrange & reservation services | 1 689 | 15 658 | 60 187 | 122 | 59 | 25 | 21 | 9 | 5 | 3 | — | — | — | — | — | |
| 5616 | Investigation & security services | 24 988 | 138 971 | 561 108 | 707 | 358 | 114 | 70 | 68 | 38 | 30 | 21 | 7 | 1 | | | |
| 56161 | Investigation, guard & armored car services | 20 149 | 96 672 | 389 327 | 348 | 148 | 51 | 34 | 42 | 23 | 23 | 19 | 7 | 1 | | | |
| 561611 | Investigation services | 2 474 | 11 069 | 51 179 | 149 | 91 | 29 | 10 | 13 | 2 | 2 | 1 | 1 | — | | | |
| 561612 | Security guards & patrol services | 16 196 | 75 359 | 300 739 | 174 | 54 | 20 | 20 | 23 | 17 | 16 | 17 | 6 | 1 | | | |
| 561613 | Armored car services | 1 479 | 10 244 | 37 409 | 25 | 3 | 2 | 4 | 6 | 4 | 5 | 1 | — | — | | | |
| 56162 | Security systems services | 4 839 | 42 299 | 171 781 | 359 | 210 | 63 | 36 | 26 | 15 | 7 | 2 | — | — | | | |
| 561621 | Security systems services (except locksmiths) | 4 251 | 37 880 | 152 214 | 228 | 117 | 38 | 27 | 23 | 14 | 7 | 2 | — | — | | | |
| 561622 | Locksmiths | 588 | 4 419 | 19 567 | 131 | 93 | 25 | 9 | 3 | 1 | — | — | — | — | | | |
| 5617 | Services to buildings & dwellings | 59 483 | 238 982 | 1 198 564 | 6 273 | 4 500 | 893 | 436 | 287 | 80 | 46 | 20 | 5 | 6 | | | |
| 56171 | Exterminating & pest control services | 2 473 | 17 822 | 82 501 | 357 | 234 | 53 | 29 | 3 | 1 | — | — | — | — | | | |
| 561710 | Exterminating & pest control services | 2 473 | 17 822 | 82 501 | 357 | 234 | 53 | 29 | 3 | 1 | — | — | — | — | | | |
| 56172 | Janitorial services | 41 517 | 148 049 | 626 450 | 1 906 | 1 096 | 335 | 193 | 160 | 58 | 34 | 19 | 5 | 6 | | | |
| 561720 | Janitorial services | 41 517 | 148 049 | 626 450 | 1 906 | 1 096 | 335 | 193 | 160 | 58 | 34 | 19 | 5 | 6 | | | |
| 56173 | Landscaping services | 13 195 | 61 731 | 428 703 | 3 448 | 2 743 | 417 | 176 | 86 | 15 | 10 | 1 | — | — | | | |
| 561730 | Landscaping services | 13 195 | 61 731 | 428 703 | 3 448 | 2 743 | 417 | 176 | 86 | 15 | 10 | 1 | — | — | | | |
| 56174 | Carpet & upholstery cleaning services | 1 080 | 4 811 | 23 568 | 294 | 227 | 46 | 14 | 5 | 2 | — | — | — | — | | | |
| 561740 | Carpet & upholstery cleaning services | 1 080 | 4 811 | 23 568 | 294 | 227 | 46 | 14 | 5 | 2 | — | — | — | — | | | |
| 56179 | Other services to buildings & dwellings | 1 218 | 6 569 | 37 342 | 268 | 200 | 42 | 16 | 7 | 2 | 1 | — | — | — | | | |
| 561790 | Other services to buildings & dwellings | 1 218 | 6 569 | 37 342 | 268 | 200 | 42 | 16 | 7 | 2 | 1 | — | — | — | | | |
| 5619 | Other support services | 21 378 | 130 771 | 523 356 | 879 | 460 | 134 | 113 | 83 | 39 | 29 | 15 | 6 | — | | | |
| 56191 | Packaging & labeling services | 5 652 | 33 493 | 140 065 | 148 | 55 | 19 | 10 | 27 | 20 | 13 | 4 | — | — | | | |
| 561910 | Packaging & labeling services | 5 652 | 33 493 | 140 065 | 148 | 55 | 19 | 10 | 27 | 20 | 13 | 4 | — | — | | | |
| 56192 | Convention & trade show organizers | 3 810 | 30 346 | 109 983 | 133 | 73 | 20 | 14 | 10 | 6 | 7 | 2 | 1 | — | | | |
| 561920 | Convention & trade show organizers | 3 810 | 30 346 | 109 983 | 133 | 73 | 20 | 14 | 10 | 6 | 7 | 2 | 1 | — | | | |
| 56199 | All other support services | 11 916 | 66 932 | 273 308 | 598 | 332 | 95 | 89 | 46 | 13 | 9 | 9 | 5 | — | | | |
| 561990 | All other support services | 11 916 | 66 932 | 273 308 | 598 | 332 | 95 | 89 | 46 | 13 | 9 | 9 | 5 | — | | | |
| 562 | Waste management & remediation services | 12 975 | 123 765 | 517 283 | 581 | 255 | 92 | 90 | 70 | 39 | 33 | 2 | — | — | | | |
| 5621 | Waste collection | 5 765 | 58 819 | 238 977 | 249 | 111 | 44 | 38 | 28 | 11 | 15 | 2 | — | — | | | |
| 56211 | Waste collection | 5 765 | 58 819 | 238 977 | 249 | 111 | 44 | 38 | 28 | 11 | 15 | 2 | — | — | | | |
| 562111 | Solid waste collection | 5 009 | 50 141 | 202 794 | 206 | 87 | 36 | 35 | 24 | 10 | 12 | 2 | — | — | | | |
| 562112 | Hazardous waste collection | 513 | 6 093 | 25 676 | 19 | 9 | 3 | 1 | 3 | 1 | 2 | — | — | — | | | |
| 562119 | Other waste collection | 243 | 2 585 | 10 507 | 24 | 15 | 5 | 2 | 1 | — | 1 | — | — | — | | | |
| 5622 | Waste treatment & disposal | 2 091 | 24 765 | 93 393 | 75 | 30 | 12 | 12 | 9 | 5 | 7 | — | — | — | | | |
| 56221 | Waste treatment & disposal | 2 091 | 24 765 | 93 393 | 75 | 30 | 12 | 12 | 9 | 5 | 7 | — | — | — | | | |
| 562211 | Hazardous waste treatment & disposal | 263 | 2 763 | 11 400 | 12 | 3 | 2 | 2 | 4 | — | 1 | — | — | — | | | |
| 562212 | Solid waste landfill | 1 572 | 18 390 | 66 876 | 45 | 18 | 7 | 7 | 3 | 4 | 6 | — | — | — | | | |
| 562213 | Solid waste combustors & incinerators | 185 | 2 899 | 11 510 | 7 | 2 | 1 | 1 | 2 | 1 | — | — | — | — | | | |
| 562219 | Other nonhazardous waste treatment & disposal | 71 | 713 | 3 607 | 11 | 7 | 2 | 2 | — | — | — | — | — | — | | | |
| 5629 | Remediation & oth waste management services | 5 119 | 40 181 | 184 913 | 257 | 114 | 36 | 40 | 33 | 23 | 11 | — | — | — | | | |
| 56291 | Remediation services | 3 369 | 24 535 | 112 282 | 113 | 34 | 16 | 20 | 18 | 16 | 9 | — | — | — | | | |
| 562910 | Remediation services | 3 369 | 24 535 | 112 282 | 113 | 34 | 16 | 20 | 18 | 16 | 9 | — | — | — | | | |
| 56292 | Materials recovery facilities | 422 | 3 716 | 16 109 | 23 | 11 | 3 | 2 | 5 | 1 | 1 | — | — | — | | | |
| 562920 | Materials recovery facilities | 422 | 3 716 | 16 109 | 23 | 11 | 3 | 2 | 5 | 1 | 1 | — | — | — | | | |
| 56299 | All other waste management services | 1 328 | 11 930 | 56 522 | 121 | 69 | 17 | 18 | 10 | 6 | 1 | — | — | — | | | |
| 562991 | Septic tank & related services | 1 078 | 9 455 | 45 034 | 107 | 61 | 15 | 17 | 9 | 4 | 1 | — | — | — | | | |
| 562998 | All other miscellaneous waste management | 250 | 2 475 | 11 488 | 14 | 8 | 2 | 1 | 1 | 2 | — | — | — | — | | | |
| 61 | Educational services | 80 113 | 554 048 | 2 285 332 | 2 667 | 1 186 | 427 | 383 | 418 | 135 | 75 | 23 | 11 | 9 | | | |
| 611 | Educational services | 80 113 | 554 048 | 2 285 332 | 2 667 | 1 186 | 427 | 383 | 418 | 135 | 75 | 23 | 11 | 9 | | | |
| 6111 | Elementary & secondary schools | 32 171 | 213 011 | 843 083 | 724 | 104 | 71 | 103 | 268 | 105 | 59 | 13 | 1 | — | | | |
| 61111 | Elementary & secondary schools | 32 171 | 213 011 | 843 083 | 724 | 104 | 71 | 103 | 268 | 105 | 59 | 13 | 1 | — | | | |
| 611110 | Elementary & secondary schools | 32 171 | 213 011 | 843 083 | 724 | 104 | 71 | 103 | 268 | 105 | 59 | 13 | 1 | — | | | |
| 6112 | Junior colleges | 4 552 | 29 465 | 119 396 | 25 | 4 | 3 | 5 | 3 | 5 | 1 | 1 | 1 | 2 | | | |
| 61121 | Junior colleges | 4 552 | 29 465 | 119 396 | 25 | 4 | 3 | 5 | 3 | 5 | 1 | 1 | 1 | 2 | | | |
| 611210 | Junior colleges | 4 552 | 29 465 | 119 396 | 25 | 4 | 3 | 5 | 3 | 5 | 1 | 1 | 1 | 2 | | | |
| 6113 | Colleges, universities & professional schools | 23 699 | 176 387 | 736 826 | 67 | 22 | 8 | 9 | 6 | — | 2 | 7 | 7 | 6 | | | |
| 61131 | Colleges, universities & professional schools | 23 699 | 176 387 | 736 826 | 67 | 22 | 8 | 9 | 6 | — | 2 | 7 | 7 | 6 | | | |
| 611310 | Colleges, universities & professional schools | 23 699 | 176 387 | 736 826 | 67 | 22 | 8 | 9 | 6 | — | 2 | 7 | 7 | 6 | | | |
| 6114 | Business schools & computer & mgt training | 2 763 | 27 505 | 110 172 | 292 | 172 | 53 | 38 | 20 | 5 | 4 | — | — | — | | | |
| 61141 | Business & secretarial schools | 611 | 3 451 | 14 678 | 28 | 10 | 8 | 3 | 4 | 1 | 2 | — | — | — | | | |
| 611410 | Business & secretarial schools | 611 | 3 451 | 14 678 | 28 | 10 | 8 | 3 | 4 | 1 | 2 | — | — | — | | | |
| 61142 | Computer training | 1 538 | 18 049 | 68 786 | 160 | 94 | 26 | 24 | 11 | 3 | 2 | — | — | — | | | |
| 611420 | Computer training | 1 538 | 18 049 | 68 786 | 160 | 94 | 26 | 24 | 11 | 3 | 2 | — | — | — | | | |
| 61143 | Professional, management development training | 614 | 6 005 | 26 708 | 104 | 68 | 19 | 11 | 5 | 1 | — | — | — | — | | | |
| 611430 | Professional, management development training | 614 | 6 005 | 26 708 | 104 | 68 | 19 | 11 | 5 | 1 | — | — | — | — | | | |
| 6115 | Technical & trade schools | 2 208 | 14 556 | 69 165 | 221 | 113 | 40 | 41 | 22 | 3 | 2 | — | — | — | | | |
| 61151 | Technical & trade schools | 2 208 | 14 556 | 69 165 | 221 | 113 | 40 | 41 | 22 | 3 | 2 | — | — | — | | | |
| 611511 | Cosmetology & barber schools | 211 | 943 | 4 093 | 40 | 25 | 8 | 4 | 3 | — | — | — | — | — | | | |
| 611512 | Flight training | 451 | 3 327 | 12 964 | 35 | 16 | 5 | 6 | 7 | — | 1 | — | — | — | | | |
| 611513 | Apprenticeship training | 281 | 2 103 | 9 514 | 34 | 16 | 6 | 10 | 2 | — | — | — | — | — | | | |
| 611519 | Other technical & trade schools | 1 265 | 8 183 | 42 594 | 112 | 56 | 21 | 21 | 10 | 3 | 1 | — | — | — | | | |

See footnotes at end of table.

Table 2. The State—Employees, Payroll, and Establishments by Industry: 2001—Con.

[Excludes most government employees, railroad employees, and self-employed persons. Size class 1 to 4 includes establishments with payroll, but no employees, during mid-March pay period. (D) denotes figures withheld to avoid disclosing data for individual companies; the data are included in broader industry totals. For explanation of terms, abbreviations, and data reliability/comparability, see introductory text]

| NAICS code | Industry | Number of employees for week including March 12 | Payroll (\$1,000) | | Total number of establishments | Number of establishments by employment-size class | | | | | | | | | | | | | | |
|------------|--|---|-------------------|-------------------|--------------------------------|---|--------------|--------------|--------------|------------|------------|------------|------------|---------------|--|--|--|--|--|---|
| | | | First quarter | Annual | | 1 to 4 | 5 to 9 | 10 to 19 | 20 to 49 | 50 to 99 | 100 to 249 | 250 to 499 | 500 to 999 | 1,000 or more | | | | | | |
| 61 | Educational services—Con. | | | | | | | | | | | | | | | | | | | |
| 611 | Educational services—Con. | | | | | | | | | | | | | | | | | | | |
| 6116 | Other schools & instruction | 10 867 | 44 396 | 188 785 | 1 157 | 649 | 221 | 170 | 94 | 15 | 4 | 2 | 2 | | | | | | | |
| 61161 | Fine arts schools | 2 746 | 8 068 | 32 828 | 400 | 219 | 87 | 72 | 19 | 2 | 1 | | | | | | | | | |
| 611610 | Fine arts schools | 2 746 | 8 068 | 32 828 | 400 | 219 | 87 | 72 | 19 | 2 | 1 | | | | | | | | | |
| 61162 | Sports & recreation instruction | 1 737 | 6 378 | 35 305 | 320 | 212 | 61 | 28 | 17 | 2 | | | | | | | | | | |
| 611620 | Sports & recreation instruction | 1 737 | 6 378 | 35 305 | 320 | 212 | 61 | 28 | 17 | 2 | | | | | | | | | | |
| 61163 | Language schools | 568 | 3 967 | 13 675 | 45 | 16 | 9 | 10 | 9 | 1 | | | | | | | | | | |
| 611630 | Language schools | 568 | 3 967 | 13 675 | 45 | 16 | 9 | 10 | 9 | 1 | | | | | | | | | | |
| 61169 | All other schools & instruction | 5 816 | 25 983 | 106 977 | 392 | 202 | 64 | 60 | 49 | 10 | 3 | 2 | 2 | | | | | | | |
| 611691 | Exam preparation & tutoring | 3 056 | 11 463 | 46 914 | 163 | 72 | 19 | 34 | 31 | 4 | 1 | | 2 | | | | | | | |
| 611692 | Automobile driving schools | 689 | 1 722 | 7 842 | 79 | 52 | 16 | 7 | 3 | | | | 1 | | | | | | | |
| 611699 | All other miscellaneous schools & instruction | 2 071 | 12 798 | 52 221 | 150 | 78 | 29 | 19 | 15 | 6 | 2 | 1 | | | | | | | | |
| 6117 | Educational support services | 3 853 | 48 728 | 217 905 | 181 | 122 | 31 | 17 | 5 | 2 | 3 | | | | | | | | | 1 |
| 61171 | Educational support services | 3 853 | 48 728 | 217 905 | 181 | 122 | 31 | 17 | 5 | 2 | 3 | | | | | | | | | 1 |
| 611710 | Educational support services | 3 853 | 48 728 | 217 905 | 181 | 122 | 31 | 17 | 5 | 2 | 3 | | | | | | | | | 1 |
| 62 | Health care and social assistance | 433 354 | 3 583 694 | 15 505 665 | 22 505 | 10 956 | 5 445 | 3 256 | 1 762 | 496 | 392 | 84 | 52 | 62 | | | | | | |
| 621 | Ambulatory health care services | 157 139 | 1 485 909 | 6 808 075 | 17 669 | 9 701 | 4 425 | 2 216 | 959 | 217 | 113 | 26 | 9 | 3 | | | | | | |
| 6211 | Offices of physicians | 61 264 | 788 787 | 3 794 607 | 8 130 | 4 340 | 2 018 | 1 112 | 563 | 81 | 14 | 2 | | | | | | | | |
| 62111 | Offices of physicians | 61 264 | 788 787 | 3 794 607 | 8 130 | 4 340 | 2 018 | 1 112 | 563 | 81 | 14 | 2 | | | | | | | | |
| 621111 | Offices of physicians (exc mental health) | 60 186 | 777 322 | 3 740 811 | 7 760 | 4 040 | 1 962 | 1 101 | 560 | 81 | 14 | 2 | | | | | | | | |
| 621112 | Offices of physicians, mental health | 1 098 | 11 465 | 53 796 | 370 | 300 | 56 | 11 | 3 | | | | | | | | | | | |
| 6212 | Offices of dentists | 25 213 | 195 610 | 898 137 | 4 380 | 2 195 | 1 494 | 591 | 92 | 8 | | | | | | | | | | |
| 62121 | Offices of dentists | 25 213 | 195 610 | 898 137 | 4 380 | 2 195 | 1 494 | 591 | 92 | 8 | | | | | | | | | | |
| 621210 | Offices of dentists | 25 213 | 195 610 | 898 137 | 4 380 | 2 195 | 1 494 | 591 | 92 | 8 | | | | | | | | | | |
| 6213 | Offices of other health practitioners | 16 232 | 108 713 | 479 352 | 3 542 | 2 582 | 650 | 224 | 64 | 15 | 5 | 2 | | | | | | | | |
| 62131 | Offices of chiropractors | 4 126 | 23 375 | 104 092 | 1 372 | 1 106 | 220 | 40 | 6 | | | | | | | | | | | |
| 621310 | Offices of chiropractors | 4 126 | 23 375 | 104 092 | 1 372 | 1 106 | 220 | 40 | 6 | | | | | | | | | | | |
| 62132 | Offices of optometrists | 2 604 | 16 190 | 70 145 | 560 | 341 | 154 | 57 | 8 | | | | | | | | | | | |
| 621320 | Offices of optometrists | 2 604 | 16 190 | 70 145 | 560 | 341 | 154 | 57 | 8 | | | | | | | | | | | |
| 62133 | Offices of other mental health practitioners | 1 283 | 10 429 | 46 454 | 343 | 286 | 36 | 10 | 7 | 4 | | | | | | | | | | |
| 621330 | Offices of other mental health practitioners | 1 283 | 10 429 | 46 454 | 343 | 286 | 36 | 10 | 7 | 4 | | | | | | | | | | |
| 62134 | Offices of PT, OT, speech therapy & audiology | 4 946 | 39 070 | 169 638 | 566 | 321 | 115 | 83 | 33 | 8 | 5 | 1 | | | | | | | | |
| 621340 | Offices of PT, OT, speech therapy & audiology | 4 946 | 39 070 | 169 638 | 566 | 321 | 115 | 83 | 33 | 8 | 5 | 1 | | | | | | | | |
| 62139 | Offices of all other health practitioners | 3 273 | 19 649 | 89 023 | 701 | 528 | 134 | 10 | 3 | | | | | | | | | | | |
| 621391 | Offices of podiatrists | 1 779 | 9 926 | 44 932 | 490 | 365 | 100 | 23 | 2 | | | | | | | | | | | |
| 621399 | Offices of all other misc health practitioners | 1 494 | 9 723 | 44 091 | 211 | 163 | 25 | 11 | 8 | 3 | | | | | | | | | | |
| 6214 | Outpatient care centers | 12 024 | 97 930 | 409 941 | 590 | 183 | 114 | 137 | 107 | 27 | 18 | 4 | | | | | | | | |
| 62141 | Family planning centers | 544 | 3 252 | 13 420 | 51 | 20 | 9 | 14 | 8 | | | | | | | | | | | |
| 621410 | Family planning centers | 544 | 3 252 | 13 420 | 51 | 20 | 9 | 14 | 8 | | | | | | | | | | | |
| 62142 | Outpatient mental health, substance abuse ctrs | 3 626 | 25 103 | 103 872 | 147 | 42 | 19 | 34 | 35 | 8 | 8 | 1 | | | | | | | | |
| 621420 | Outpatient mental health, substance abuse ctrs | 3 626 | 25 103 | 103 872 | 147 | 42 | 19 | 34 | 35 | 8 | 8 | 1 | | | | | | | | |
| 62149 | Other outpatient care centers | 7 854 | 69 575 | 292 649 | 392 | 121 | 86 | 89 | 64 | 19 | 10 | 3 | | | | | | | | |
| 621491 | HMO medical centers | 153 | 2 694 | 8 754 | 12 | 9 | | 1 | | 2 | | | | | | | | | | |
| 621492 | Kidney dialysis centers | 1 506 | 13 395 | 57 644 | 48 | 5 | 3 | 18 | 19 | 2 | | | | | | | | | | |
| 621493 | Freestanding ambulatory surgery, emergency ctr | 1 912 | 18 761 | 82 678 | 75 | 20 | 20 | 18 | 12 | 1 | 2 | | | | | | | | | |
| 621498 | All other outpatient care centers | 4 283 | 34 725 | 143 573 | 257 | 87 | 63 | 52 | 33 | 14 | 8 | | | | | | | | | |
| 6215 | Medical & diagnostic laboratories | 8 723 | 122 807 | 513 586 | 416 | 218 | 72 | 64 | 37 | 13 | 7 | 2 | 2 | 1 | | | | | | |
| 62151 | Medical & diagnostic laboratories | 8 723 | 122 807 | 513 586 | 416 | 218 | 72 | 64 | 37 | 13 | 7 | 2 | 2 | 1 | | | | | | |
| 621511 | Medical laboratories | 5 226 | 86 642 | 349 746 | 187 | 126 | 24 | 20 | 6 | 3 | 4 | 1 | 2 | 1 | | | | | | |
| 621512 | Diagnostic Imaging centers | 3 497 | 36 165 | 163 840 | 229 | 92 | 48 | 44 | 31 | 10 | 3 | 1 | | | | | | | | |
| 6216 | Home health care services | 27 592 | 126 665 | 537 259 | 419 | 108 | 50 | 49 | 70 | 61 | 59 | 14 | 7 | 1 | | | | | | |
| 62161 | Home health care services | 27 592 | 126 665 | 537 259 | 419 | 108 | 50 | 49 | 70 | 61 | 59 | 14 | 7 | 1 | | | | | | |
| 621610 | Home health care services | 27 592 | 126 665 | 537 259 | 419 | 108 | 50 | 49 | 70 | 61 | 59 | 14 | 7 | 1 | | | | | | |
| 6219 | Other ambulatory health care services | 6 091 | 45 397 | 175 193 | 192 | 75 | 27 | 39 | 26 | 12 | 10 | 2 | | | | | | | | |
| 62191 | Ambulance services | 2 430 | 12 601 | 54 809 | 119 | 49 | 18 | 20 | 19 | 7 | 6 | | | | | | | | | |
| 621910 | Ambulance services | 2 430 | 12 601 | 54 809 | 119 | 49 | 18 | 20 | 19 | 7 | 6 | | | | | | | | | |
| 62199 | All other ambulatory health care services | 3 661 | 32 796 | 120 384 | 73 | 26 | 9 | 19 | 7 | 5 | 4 | 2 | | | | | | | | |
| 621991 | Blood & organ banks | 1 513 | 18 108 | 76 437 | 24 | 8 | 4 | 2 | 1 | 3 | 4 | 2 | | | | | | | | |
| 621999 | All oth misc ambulatory health care services | 2 148 | 14 688 | 43 947 | 49 | 18 | 5 | 17 | 6 | 2 | | | | | | | | | | |
| 622 | Hospitals | 148 988 | 1 452 413 | 5 991 125 | 137 | 11 | | 2 | 1 | 5 | 4 | 18 | 37 | 59 | | | | | | |
| 6221 | General medical & surgical hospitals | 131 551 | 1 298 778 | 5 354 033 | 104 | 7 | | 2 | 1 | 1 | 2 | 8 | 30 | 53 | | | | | | |
| 62211 | General medical & surgical hospitals | 131 551 | 1 298 778 | 5 354 033 | 104 | 7 | | 2 | 1 | 1 | 2 | 8 | 30 | 53 | | | | | | |
| 622110 | General medical & surgical hospitals | 131 551 | 1 298 778 | 5 354 033 | 104 | 7 | | 2 | 1 | 1 | 2 | 8 | 30 | 53 | | | | | | |
| 6222 | Psychiatric & substance abuse hospitals | 11 775 | 105 810 | 432 466 | 19 | 2 | | | | 3 | 1 | 3 | 5 | 5 | | | | | | |
| 62221 | Psychiatric & substance abuse hospitals | 11 775 | 105 810 | 432 466 | 19 | 2 | | | | 3 | 1 | 3 | 5 | 5 | | | | | | |
| 622210 | Psychiatric & substance abuse hospitals | 11 775 | 105 810 | 432 466 | 19 | 2 | | | | 3 | 1 | 3 | 5 | 5 | | | | | | |
| 6223 | Other specialty hospitals | 5 662 | 47 825 | 204 626 | 14 | 2 | | | | 1 | 1 | 7 | 2 | 1 | | | | | | |
| 62231 | Other specialty hospitals | 5 662 | 47 825 | 204 626 | 14 | 2 | | | | 1 | 1 | 7 | 2 | 1 | | | | | | |
| 622310 | Other specialty hospitals | 5 662 | 47 825 | 204 626 | 14 | 2 | | | | 1 | 1 | 7 | 2 | 1 | | | | | | |
| 623 | Nursing & residential care facilities | 67 906 | 399 920 | 1 665 331 | 1 277 | 207 | 267 | 222 | 178 | 152 | 221 | 27 | 3 | | | | | | | |

Table 2. The State—Employees, Payroll, and Establishments by Industry: 2001—Con.

[Excludes most government employees, railroad employees, and self-employed persons. Size class 1 to 4 includes establishments with payroll, but no employees, during mid-March pay period. (D) denotes figures withheld to avoid disclosing data for individual companies; the data are included in broader industry totals. For explanation of terms, abbreviations, and data reliability/comparability, see introductory text]

| NAICS code | Industry | Number of employees for week including March 12 | Payroll (\$1,000) | | Total number of establishments | Number of establishments by employment-size class | | | | | | | | | | |
|------------|---|---|-------------------|------------------|--------------------------------|---|------------|------------|------------|------------|------------|------------|------------|---------------|---|--|
| | | | First quarter | Annual | | 1 to 4 | 5 to 9 | 10 to 19 | 20 to 49 | 50 to 99 | 100 to 249 | 250 to 499 | 500 to 999 | 1,000 or more | | |
| 62 | Health care and social assistance—Con. | | | | | | | | | | | | | | | |
| 623 | Nursing & residential care facilities—Con. | | | | | | | | | | | | | | | |
| 6232 | Residential mental retardation, health facil . . . | 9 912 | 55 670 | 234 338 | 504 | 77 | 188 | 139 | 57 | 26 | 14 | 2 | 1 | — | — | |
| 62321 | Residential mental retardation facilities . . . | 5 658 | 28 633 | 120 656 | 306 | 38 | 127 | 91 | 29 | 11 | 8 | 1 | 1 | — | — | |
| 623210 | Residential mental retardation facilities . . . | 5 658 | 28 633 | 120 656 | 306 | 38 | 127 | 91 | 29 | 11 | 8 | 1 | 1 | — | — | |
| 62322 | Residential mental health, subst abuse | | | | | | | | | | | | | | | |
| 623220 | Residential mental health, subst abuse | | | | | | | | | | | | | | | |
| | facil | 4 254 | 27 037 | 113 682 | 198 | 39 | 61 | 48 | 28 | 15 | 6 | 1 | — | — | | |
| | facil | 4 254 | 27 037 | 113 682 | 198 | 39 | 61 | 48 | 28 | 15 | 6 | 1 | — | — | | |
| 6233 | Community care facilities for the elderly | 13 505 | 67 559 | 288 151 | 305 | 77 | 52 | 43 | 45 | 51 | 28 | 9 | — | — | | |
| 62331 | Community care facilities for the elderly . . . | 13 505 | 67 559 | 288 151 | 305 | 77 | 52 | 43 | 45 | 51 | 28 | 9 | — | — | | |
| 623311 | Continuing care retirement | | | | | | | | | | | | | | | |
| | communities | 7 655 | 40 673 | 169 774 | 93 | 13 | 11 | 8 | 14 | 19 | 21 | 7 | — | — | | |
| 623312 | Homes for the elderly | 5 850 | 26 886 | 118 377 | 212 | 64 | 41 | 35 | 31 | 32 | 7 | 2 | — | — | | |
| 6239 | Other residential care facilities | 2 438 | 15 117 | 63 887 | 95 | 12 | 18 | 31 | 23 | 7 | 4 | — | — | — | | |
| 62399 | Other residential care facilities | 2 438 | 15 117 | 63 887 | 95 | 12 | 18 | 31 | 23 | 7 | 4 | — | — | — | | |
| 623990 | Other residential care facilities | 2 438 | 15 117 | 63 887 | 95 | 12 | 18 | 31 | 23 | 7 | 4 | — | — | — | | |
| 624 | Social assistance | 59 321 | 245 452 | 1 041 134 | 3 422 | 1 037 | 753 | 816 | 624 | 122 | 54 | 13 | 3 | — | | |
| 6241 | Individual & family services | 19 706 | 99 975 | 425 312 | 1 034 | 382 | 205 | 197 | 166 | 49 | 28 | 6 | 1 | — | | |
| 62411 | Child & youth services | 3 203 | 18 931 | 77 592 | 198 | 75 | 43 | 30 | 37 | 7 | 6 | — | — | — | | |
| 624110 | Child & youth services | 3 203 | 18 931 | 77 592 | 198 | 75 | 43 | 30 | 37 | 7 | 6 | — | — | — | | |
| 62412 | Services for elderly & disabled persons | 7 682 | 33 405 | 145 721 | 304 | 89 | 58 | 71 | 47 | 20 | 16 | 3 | — | — | | |
| 624120 | Services for elderly & disabled persons | 7 682 | 33 405 | 145 721 | 304 | 89 | 58 | 71 | 47 | 20 | 16 | 3 | — | — | | |
| 62419 | Other individual & family services | 8 821 | 47 639 | 201 999 | 532 | 218 | 104 | 96 | 82 | 22 | 6 | 3 | 1 | — | | |
| 624190 | Other individual & family services | 8 821 | 47 639 | 201 999 | 532 | 218 | 104 | 96 | 82 | 22 | 6 | 3 | 1 | — | | |
| 6242 | Community, emergency & other relief | | | | | | | | | | | | | | | |
| | services | 2 825 | 14 824 | 62 658 | 226 | 97 | 41 | 41 | 37 | 9 | 1 | — | — | — | | |
| 62421 | Community food services | 780 | 3 145 | 13 676 | 55 | 29 | 8 | 8 | 6 | 3 | 1 | — | — | — | | |
| 624210 | Community food services | 780 | 3 145 | 13 676 | 55 | 29 | 8 | 8 | 6 | 3 | 1 | — | — | — | | |
| 62422 | Community housing services | 1 617 | 9 349 | 39 248 | 129 | 51 | 24 | 25 | 24 | 5 | — | — | — | — | | |
| 624221 | Temporary shelters | 1 104 | 6 151 | 25 619 | 60 | 14 | 10 | 14 | 17 | 5 | — | — | — | — | | |
| 624229 | Other community housing services | 513 | 3 198 | 13 629 | 69 | 37 | 14 | 11 | 7 | — | — | — | — | — | | |
| 62423 | Emergency & other relief services | 428 | 2 330 | 9 734 | 42 | 17 | 9 | 8 | 7 | 1 | — | — | — | — | | |
| 624230 | Emergency & other relief services | 428 | 2 330 | 9 734 | 42 | 17 | 9 | 8 | 7 | 1 | — | — | — | — | | |
| 6243 | Vocational rehabilitation services | 7 602 | 24 415 | 103 530 | 130 | 27 | 23 | 26 | 23 | 11 | 12 | 6 | 2 | — | | |
| 62431 | Vocational rehabilitation services | 7 602 | 24 415 | 103 530 | 130 | 27 | 23 | 26 | 23 | 11 | 12 | 6 | 2 | — | | |
| 624310 | Vocational rehabilitation services | 7 602 | 24 415 | 103 530 | 130 | 27 | 23 | 26 | 23 | 11 | 12 | 6 | 2 | — | | |
| 6244 | Child day care services | 29 188 | 106 238 | 449 634 | 2 032 | 531 | 484 | 552 | 398 | 53 | 13 | 1 | — | — | | |
| 62441 | Child day care services | 29 188 | 106 238 | 449 634 | 2 032 | 531 | 484 | 552 | 398 | 53 | 13 | 1 | — | — | | |
| 624410 | Child day care services | 29 188 | 106 238 | 449 634 | 2 032 | 531 | 484 | 552 | 398 | 53 | 13 | 1 | — | — | | |
| 71 | Arts, entertainment & recreation | 38 779 | 246 439 | 1 056 485 | 3 077 | 1 877 | 386 | 308 | 312 | 137 | 45 | 11 | — | 1 | | |
| 711 | Performing arts, spectator sports & related | | | | | | | | | | | | | | | |
| | industries | 6 017 | 124 471 | 415 783 | 884 | 661 | 114 | 46 | 42 | 7 | 13 | 1 | — | — | | |
| 7111 | Performing arts companies | 2 178 | 10 890 | 51 834 | 254 | 170 | 44 | 16 | 3 | 5 | — | — | — | — | | |
| 71111 | Theater companies & dinner theaters | 1 246 | 6 145 | 27 672 | 84 | 48 | 12 | 9 | 11 | — | 4 | — | — | — | | |
| 711110 | Theater companies & dinner theaters | 1 246 | 6 145 | 27 672 | 84 | 48 | 12 | 9 | 11 | — | 4 | — | — | — | | |
| 71112 | Dance companies | 125 | 318 | 1 333 | 16 | 9 | 4 | 1 | 2 | — | — | — | — | — | | |
| 711120 | Dance companies | 125 | 318 | 1 333 | 16 | 9 | 4 | 1 | 2 | — | — | — | — | — | | |
| 71113 | Musical groups & artists | 656 | 4 009 | 20 543 | 131 | 97 | 24 | 5 | 2 | 2 | 1 | — | — | — | | |
| 711130 | Musical groups & artists | 656 | 4 009 | 20 543 | 131 | 97 | 24 | 5 | 2 | 2 | 1 | — | — | — | | |
| 71119 | Other performing arts companies | 151 | 408 | 2 286 | 23 | 16 | 4 | 1 | 1 | 1 | — | — | — | — | | |
| 711190 | Other performing arts companies | 151 | 408 | 2 286 | 23 | 16 | 4 | 1 | 1 | 1 | — | — | — | — | | |
| 7112 | Spectator sports | 1 669 | 91 654 | 253 482 | 137 | 86 | 21 | 10 | 12 | 2 | 6 | — | — | — | | |
| 71121 | Spectator sports | 1 669 | 91 654 | 253 482 | 137 | 86 | 21 | 10 | 12 | 2 | 6 | — | — | — | | |
| 711211 | Sports teams and clubs | 799 | 86 499 | 230 088 | 22 | 4 | 3 | 2 | 9 | 1 | 3 | — | — | — | | |
| 711212 | Racetracks | 204 | 1 005 | 6 091 | 19 | 13 | 3 | 1 | 1 | — | 1 | — | — | — | | |
| 711219 | Other spectator sports | 666 | 4 150 | 17 303 | 96 | 69 | 15 | 7 | 2 | 1 | 2 | — | — | — | | |
| 7113 | Promoters of entertainment events | 1 119 | 7 841 | 35 734 | 103 | 70 | 15 | 7 | 6 | 2 | 2 | 1 | — | — | | |
| 71131 | Promoters of entertainment events with | | | | | | | | | | | | | | | |
| | facility | (F) | (D) | (D) | 28 | 16 | 4 | 1 | 3 | 2 | 1 | 1 | — | — | | |
| 711310 | Promoters of entertainment events with | | | | | | | | | | | | | | | |
| | facility | (F) | (D) | (D) | 28 | 16 | 4 | 1 | 3 | 2 | 1 | 1 | — | — | | |
| 71132 | Promoters of entertainment events without | | | | | | | | | | | | | | | |
| | facility | (E) | (D) | (D) | 75 | 54 | 11 | 6 | 3 | — | 1 | — | — | — | | |
| 711320 | Promoters of entertainment events | | | | | | | | | | | | | | | |
| | without facility | (E) | (D) | (D) | 75 | 54 | 11 | 6 | 3 | — | 1 | — | — | — | | |
| 7114 | Agents, managers for artists & other public | | | | | | | | | | | | | | | |
| | figures | 340 | 4 136 | 18 048 | 88 | 71 | 10 | 4 | 3 | — | — | — | — | — | | |
| 71141 | Agents, managers for artists & other public | | | | | | | | | | | | | | | |
| | figures | 340 | 4 136 | 18 048 | 88 | 71 | 10 | 4 | 3 | — | — | — | — | — | | |
| 711410 | Agents, managers for artists & other | | | | | | | | | | | | | | | |
| | public figures | 340 | 4 136 | 18 048 | 88 | 71 | 10 | 4 | 3 | — | — | — | — | — | | |
| 7115 | Independent artists, writers & performers . . . | 711 | 9 960 | 56 685 | 302 | 264 | 24 | 9 | 5 | — | — | — | — | — | | |
| 71151 | Independent artists, writers & performers . . | 711 | 9 960 | 56 685 | 302 | 264 | 24 | 9 | 5 | — | — | — | — | — | | |
| 711510 | Independent artists, writers & performers . . . | 711 | 9 960 | 56 685 | 302 | 264 | 24 | 9 | 5 | — | — | — | — | — | | |
| 712 | Museums, historical sites & like institutions . . . | 2 152 | 9 672 | 45 407 | 113 | 61 | 17 | 18 | 9 | 4 | 1 | 3 | — | — | | |
| 7121 | Museums, historical sites & like institutions . . | 2 152 | 9 672 | 45 407 | 113 | 61 | 17 | 18 | 9 | 4 | 1 | 3 | — | — | | |
| 71211 | Museums | 1 373 | 6 651 | 30 696 | 75 | 38 | 12 | 13 | 7 | 3 | — | 2 | — | — | | |
| 712110 | Museums | 1 373 | 6 651 | 30 696 | 75 | 38 | 12 | 13 | 7 | 3 | — | 2 | — | — | | |
| 71212 | Historical sites | (E) | (D) | (D) | 21 | 14 | 2 | 4 | — | — | 1 | — | — | — | | |
| 712120 | Historical sites | (E) | (D) | (D) | 21 | 14 | 2 | 4 | — | — | 1 | — | — | — | | |
| 71213 | Zoos & botanical gardens | (E) | (D) | (D) | 8 | 4 | 1 | — | 1 | 1 | — | 1 | — | — | | |
| 712130 | Zoos & botanical gardens | (E) | (D) | (D) | 8 | 4 | 1 | — | 1 | 1 | — | 1 | — | — | | |
| 71219 | Nature parks & other similar institutions . . . | (B) | (D) | (D) | 9 | 5 | 2 | 1 | 1 | — | — | — | — | — | | |
| 712190 | Nature parks & other similar institutions . . | (B) | (D) | (D) | 9 | 5 | 2 | 1 | 1 | — | — | — | — | — | | |

See footnotes at end of table.

Table 2. The State—Employees, Payroll, and Establishments by Industry: 2001—Con.

[Excludes most government employees, railroad employees, and self-employed persons. Size class 1 to 4 includes establishments with payroll, but no employees, during mid-March pay period. (D) denotes figures withheld to avoid disclosing data for individual companies; the data are included in broader industry totals. For explanation of terms, abbreviations, and data reliability/comparability, see introductory text.]

| NAICS code | Industry | Number of employees for week including March 12 | Payroll (\$1,000) | | Total number of establishments | Number of establishments by employment-size class | | | | | | | | | | | | | | |
|------------|--|---|-------------------|------------------|--------------------------------|---|--------------|--------------|--------------|------------|------------|------------|------------|---------------|---|---|---|---|---|----|
| | | | First quarter | Annual | | 1 to 4 | 5 to 9 | 10 to 19 | 20 to 49 | 50 to 99 | 100 to 249 | 250 to 499 | 500 to 999 | 1,000 or more | | | | | | |
| 71 | Arts, entertainment & recreation—Con. | | | | | | | | | | | | | | | | | | | |
| 713 | Amusement, gambling & recreation industries | 30 610 | 112 296 | 595 295 | 2 080 | 1 155 | 255 | 244 | 261 | 126 | 31 | 7 | — | — | — | — | — | — | — | 1 |
| 7131 | Amusement parks & arcades | (H) | (D) | (D) | 119 | 69 | 20 | 15 | 8 | 3 | 2 | 1 | — | — | — | — | — | — | — | 1 |
| 71311 | Amusement & theme parks | (G) | (D) | (D) | 33 | 15 | 5 | 5 | 4 | 2 | 1 | — | — | — | — | — | — | — | — | 1 |
| 713110 | Amusement & theme parks | (G) | (D) | (D) | 33 | 15 | 5 | 5 | 4 | 2 | 1 | — | — | — | — | — | — | — | — | 1 |
| 71312 | Amusement arcades | (F) | (D) | (D) | 86 | 54 | 15 | 10 | 4 | 1 | 1 | 1 | — | — | — | — | — | — | — | — |
| 713120 | Amusement arcades | (F) | (D) | (D) | 86 | 54 | 15 | 10 | 4 | 1 | 1 | 1 | — | — | — | — | — | — | — | — |
| 7132 | Gambling industries | (C) | (D) | (D) | 22 | 16 | 3 | 1 | 1 | — | 1 | — | — | — | — | — | — | — | — | — |
| 71321 | Casinos (except hotel casinos) | (A) | (D) | (D) | 1 | 1 | — | — | — | — | — | — | — | — | — | — | — | — | — | — |
| 713210 | Casinos (except hotel casinos) | (A) | (D) | (D) | 1 | 1 | — | — | — | — | — | — | — | — | — | — | — | — | — | — |
| 71329 | Other gambling industries | (C) | (D) | (D) | 21 | 15 | 3 | 1 | 1 | — | 1 | — | — | — | — | — | — | — | — | — |
| 713290 | Other gambling industries | (C) | (D) | (D) | 21 | 15 | 3 | 1 | 1 | — | 1 | — | — | — | — | — | — | — | — | — |
| 7139 | Other amusement & recreation industries | 27 800 | 100 211 | 522 570 | 1 939 | 1 070 | 232 | 228 | 252 | 123 | 28 | 6 | — | — | — | — | — | — | — | — |
| 71391 | Golf courses & country clubs | 6 649 | 32 846 | 202 559 | 240 | 72 | 22 | 35 | 56 | 49 | 6 | — | — | — | — | — | — | — | — | — |
| 713910 | Golf courses & country clubs | 6 649 | 32 846 | 202 559 | 240 | 72 | 22 | 35 | 56 | 49 | 6 | — | — | — | — | — | — | — | — | — |
| 71392 | Skiing facilities | (B) | (D) | (D) | 2 | 1 | — | 1 | — | — | — | — | — | — | — | — | — | — | — | — |
| 713920 | Skiing facilities | (B) | (D) | (D) | 2 | 1 | — | 1 | — | — | — | — | — | — | — | — | — | — | — | — |
| 71393 | Marinas | (F) | (D) | (D) | 211 | 147 | 37 | 20 | 5 | 2 | — | — | — | — | — | — | — | — | — | — |
| 713930 | Marinas | (F) | (D) | (D) | 211 | 147 | 37 | 20 | 5 | 2 | — | — | — | — | — | — | — | — | — | — |
| 71394 | Fitness & recreational sports centers | 15 706 | 46 379 | 209 717 | 968 | 525 | 113 | 107 | 140 | 57 | 20 | 6 | — | — | — | — | — | — | — | — |
| 713940 | Fitness & recreational sports centers | 15 706 | 46 379 | 209 717 | 968 | 525 | 113 | 107 | 140 | 57 | 20 | 6 | — | — | — | — | — | — | — | — |
| 71395 | Bowling centers | (G) | (D) | (D) | 99 | 17 | 12 | 27 | 35 | 8 | — | — | — | — | — | — | — | — | — | — |
| 713950 | Bowling centers | (G) | (D) | (D) | 99 | 17 | 12 | 27 | 35 | 8 | — | — | — | — | — | — | — | — | — | — |
| 71399 | All other amusement & recreation industries | 2 473 | 9 284 | 54 515 | 419 | 308 | 48 | 38 | 16 | 7 | 2 | — | — | — | — | — | — | — | — | — |
| 713990 | All other amusement & recreation industries | 2 473 | 9 284 | 54 515 | 419 | 308 | 48 | 38 | 16 | 7 | 2 | — | — | — | — | — | — | — | — | — |
| 72 | Accommodation & food services | 253 626 | 1 021 977 | 4 388 690 | 16 725 | 8 361 | 3 052 | 2 266 | 2 127 | 676 | 203 | 27 | 2 | 11 | | | | | | |
| 721 | Accommodation | 67 452 | 444 472 | 1 849 443 | 1 398 | 788 | 160 | 162 | 135 | 71 | 53 | 18 | — | — | — | — | — | — | — | — |
| 7211 | Traveler accommodation | 66 513 | 440 011 | 1 822 443 | 1 197 | 640 | 134 | 144 | 128 | 69 | 53 | 18 | — | — | — | — | — | — | — | — |
| 72111 | Hotels (exc casino hotels) & motels | 25 508 | 121 159 | 539 039 | 1 101 | 576 | 121 | 140 | 125 | 68 | 53 | 18 | — | — | — | — | — | — | — | — |
| 721110 | Hotels (exc casino hotels) & motels | 25 508 | 121 159 | 539 039 | 1 101 | 576 | 121 | 140 | 125 | 68 | 53 | 18 | — | — | — | — | — | — | — | — |
| 72112 | Casino hotels | (K) | (D) | (D) | 12 | — | 1 | — | — | — | — | — | — | — | — | — | — | — | — | 11 |
| 721120 | Casino hotels | (K) | (D) | (D) | 12 | — | 1 | — | — | — | — | — | — | — | — | — | — | — | — | 11 |
| 72119 | Other traveler accommodation | (E) | (D) | (D) | 84 | 64 | 12 | 4 | 3 | 1 | — | — | — | — | — | — | — | — | — | — |
| 721191 | Bed & breakfast inns | (E) | (D) | (D) | 77 | 58 | 12 | 3 | 3 | 1 | — | — | — | — | — | — | — | — | — | — |
| 721199 | All other traveler accommodation | 18 | 74 | 371 | 7 | 6 | — | 1 | — | — | — | — | — | — | — | — | — | — | — | — |
| 7212 | RV parks & recreational camps | 655 | 3 515 | 22 964 | 128 | 89 | 21 | 11 | 6 | 1 | — | — | — | — | — | — | — | — | — | — |
| 72121 | RV parks & recreational camps | 655 | 3 515 | 22 964 | 128 | 89 | 21 | 11 | 6 | 1 | — | — | — | — | — | — | — | — | — | — |
| 721211 | RV parks & campgrounds | 334 | 1 708 | 12 985 | 81 | 59 | 12 | 8 | 2 | — | — | — | — | — | — | — | — | — | — | — |
| 721214 | Recreational, vacation camps (exc campgrounds) | 321 | 1 807 | 9 979 | 47 | 30 | 9 | 3 | 4 | 1 | — | — | — | — | — | — | — | — | — | — |
| 7213 | Rooming & boarding houses | 284 | 946 | 4 036 | 73 | 59 | 5 | 7 | 1 | 1 | — | — | — | — | — | — | — | — | — | — |
| 72131 | Rooming & boarding houses | 284 | 946 | 4 036 | 73 | 59 | 5 | 7 | 1 | 1 | — | — | — | — | — | — | — | — | — | — |
| 721310 | Rooming & boarding houses | 284 | 946 | 4 036 | 73 | 59 | 5 | 7 | 1 | 1 | — | — | — | — | — | — | — | — | — | — |
| 722 | Food services & drinking places | 186 174 | 577 505 | 2 539 247 | 15 327 | 7 573 | 2 892 | 2 104 | 1 992 | 605 | 150 | 9 | 2 | — | — | — | — | — | — | — |
| 7221 | Full-service restaurants | 87 749 | 283 672 | 1 255 632 | 5 522 | 2 225 | 1 097 | 848 | 892 | 366 | 89 | 5 | — | — | — | — | — | — | — | — |
| 72211 | Full-service restaurants | 87 749 | 283 672 | 1 255 632 | 5 522 | 2 225 | 1 097 | 848 | 892 | 366 | 89 | 5 | — | — | — | — | — | — | — | — |
| 722110 | Full-service restaurants | 87 749 | 283 672 | 1 255 632 | 5 522 | 2 225 | 1 097 | 848 | 892 | 366 | 89 | 5 | — | — | — | — | — | — | — | — |
| 7222 | Limited-service eating places | 62 681 | 174 025 | 766 099 | 6 650 | 3 695 | 1 114 | 853 | 817 | 146 | 24 | 1 | — | — | — | — | — | — | — | — |
| 72221 | Limited-service eating places | 62 681 | 174 025 | 766 099 | 6 650 | 3 695 | 1 114 | 853 | 817 | 146 | 24 | 1 | — | — | — | — | — | — | — | — |
| 722211 | Limited-service restaurants | 51 150 | 140 227 | 610 542 | 4 956 | 2 747 | 769 | 578 | 705 | 135 | 21 | 1 | — | — | — | — | — | — | — | — |
| 722212 | Cafeterias | 735 | 2 615 | 11 385 | 113 | 67 | 30 | 9 | 5 | 2 | — | — | — | — | — | — | — | — | — | — |
| 722213 | Snack & nonalcoholic beverage bars | 10 796 | 31 183 | 144 172 | 1 581 | 881 | 315 | 266 | 107 | 9 | 3 | — | — | — | — | — | — | — | — | — |
| 7223 | Special food services | 26 889 | 94 514 | 402 884 | 1 569 | 606 | 352 | 278 | 216 | 77 | 35 | 3 | 2 | — | — | — | — | — | — | — |
| 72231 | Food service contractors | 20 486 | 71 858 | 294 918 | 1 052 | 311 | 268 | 232 | 162 | 47 | 27 | 3 | 2 | — | — | — | — | — | — | — |
| 722310 | Food service contractors | 20 486 | 71 858 | 294 918 | 1 052 | 311 | 268 | 232 | 162 | 47 | 27 | 3 | 2 | — | — | — | — | — | — | — |
| 72232 | Caterers | 5 731 | 19 442 | 94 751 | 404 | 210 | 69 | 44 | 44 | 30 | 7 | — | — | — | — | — | — | — | — | — |
| 722320 | Caterers | 5 731 | 19 442 | 94 751 | 404 | 210 | 69 | 44 | 44 | 30 | 7 | — | — | — | — | — | — | — | — | — |
| 72233 | Mobile food services | 672 | 3 214 | 13 215 | 113 | 85 | 15 | 2 | 10 | — | 1 | — | — | — | — | — | — | — | — | — |
| 722330 | Mobile food services | 672 | 3 214 | 13 215 | 113 | 85 | 15 | 2 | 10 | — | 1 | — | — | — | — | — | — | — | — | — |
| 7224 | Drinking places (alcoholic beverages) | 8 855 | 25 294 | 114 632 | 1 586 | 1 047 | 329 | 125 | 67 | 16 | 2 | — | — | — | — | — | — | — | — | — |
| 72241 | Drinking places (alcoholic beverages) | 8 855 | 25 294 | 114 632 | 1 586 | 1 047 | 329 | 125 | 67 | 16 | 2 | — | — | — | — | — | — | — | — | — |
| 722410 | Drinking places (alcoholic beverages) | 8 855 | 25 294 | 114 632 | 1 586 | 1 047 | 329 | 125 | 67 | 16 | 2 | — | — | — | — | — | — | — | — | — |
| 81 | Other services (except public administration) | 153 393 | 882 623 | 3 685 272 | 22 578 | 14 872 | 4 280 | 2 043 | 1 041 | 229 | 85 | 22 | 6 | | | | | | | |
| 811 | Repair & maintenance | 38 539 | 308 098 | 1 294 277 | 7 019 | 4 782 | 1 377 | 593 | 217 | 32 | 12 | 4 | 2 | — | — | — | — | — | — | — |
| 8111 | Automotive repair & maintenance | 24 241 | 164 545 | 690 204 | 5 051 | 3 438 | 1 061 | 424 | 115 | 8 | 3 | 1 | — | — | | | | | | |

Table 2. The State—Employees, Payroll, and Establishments by Industry: 2001—Con.

[Excludes most government employees, railroad employees, and self-employed persons. Size class 1 to 4 includes establishments with payroll, but no employees, during mid-March pay period. (D) denotes figures withheld to avoid disclosing data for individual companies; the data are included in broader industry totals. For explanation of terms, abbreviations, and data reliability/comparability, see introductory text]

| NAICS code | Industry | Number of employees for week including March 12 | Payroll (\$1,000) | | Total number of establishments | Number of establishments by employment-size class | | | | | | | | | | |
|------------|---|---|-------------------|------------------|--------------------------------|---|-----------|-----------|-----------|-----------|------------|------------|------------|---------------|----------|--|
| | | | First quarter | Annual | | 1 to 4 | 5 to 9 | 10 to 19 | 20 to 49 | 50 to 99 | 100 to 249 | 250 to 499 | 500 to 999 | 1,000 or more | | |
| 81 | Other services (except public administration)—Con. | | | | | | | | | | | | | | | |
| 811 | Repair & maintenance—Con. | | | | | | | | | | | | | | | |
| 8113 | Commercial equipment (exc auto & elec) | | | | | | | | | | | | | | | |
| | R&M | 5 573 | 53 037 | 225 846 | 661 | 414 | 117 | 66 | 52 | 9 | — | 3 | — | — | — | |
| 81131 | Commercial equipment (exc auto & elec) | | | | | | | | | | | | | | | |
| | R&M | 5 573 | 53 037 | 225 846 | 661 | 414 | 117 | 66 | 52 | 9 | — | 3 | — | — | — | |
| 811310 | Commercial equipment (exc auto & elec) | | | | | | | | | | | | | | | |
| | R&M | 5 573 | 53 037 | 225 846 | 661 | 414 | 117 | 66 | 52 | 9 | — | 3 | — | — | — | |
| 8114 | Personal & household goods R&M | 3 730 | 28 346 | 116 873 | 757 | 573 | 106 | 51 | 16 | 8 | 3 | — | — | — | — | |
| 81141 | Home, garden equipment & appliance R&M | 1 721 | 14 875 | 59 776 | 273 | 197 | 43 | 22 | 5 | 4 | 2 | — | — | — | — | |
| 811411 | Home & garden equipment R&M | 433 | 2 886 | 12 264 | 114 | 84 | 20 | 9 | 1 | — | — | — | — | — | — | |
| 811412 | Appliance repair & maintenance | 1 288 | 11 989 | 47 512 | 159 | 113 | 23 | 13 | 4 | 2 | — | — | — | — | — | |
| 81142 | Reupholstery & furniture repair | 611 | 3 425 | 13 773 | 159 | 123 | 22 | 12 | 1 | — | 1 | — | — | — | — | |
| 811420 | Reupholstery & furniture repair | 611 | 3 425 | 13 773 | 159 | 123 | 22 | 12 | 1 | — | 1 | — | — | — | — | |
| 81143 | Footwear & leather goods repair | 67 | 363 | 1 459 | 34 | 32 | 1 | 1 | — | — | — | — | — | — | — | |
| 811430 | Footwear & leather goods repair | 67 | 363 | 1 459 | 34 | 32 | 1 | 1 | — | — | — | — | — | — | — | |
| 81149 | Other personal & household goods R&M .. | 1 331 | 9 683 | 41 865 | 291 | 221 | 40 | 16 | 10 | 4 | — | — | — | — | — | |
| 811490 | Other personal & household goods R&M .. | 1 331 | 9 683 | 41 865 | 291 | 221 | 40 | 16 | 10 | 4 | — | — | — | — | — | |
| 812 | Personal & laundry services | 46 876 | 214 533 | 922 037 | 8 605 | 6 047 | 1 537 | 696 | 252 | 41 | 24 | 6 | 2 | — | — | |
| 8121 | Personal care services | 22 706 | 81 015 | 358 172 | 4 790 | 3 286 | 933 | 427 | 127 | 15 | 1 | — | 1 | — | — | |
| 81211 | Hair, nail & skin care services | 20 244 | 71 916 | 312 086 | 4 350 | 2 980 | 843 | 398 | 114 | 14 | 1 | — | — | — | — | |
| 812111 | Barber shops | 694 | 2 392 | 10 124 | 290 | 259 | 22 | 8 | 1 | — | — | — | — | — | — | |
| 812112 | Beauty salons | 18 335 | 65 911 | 285 680 | 3 510 | 2 246 | 758 | 379 | 112 | 14 | 1 | — | — | — | — | |
| 812113 | Nail salons | 1 215 | 3 613 | 16 282 | 550 | 475 | 63 | 11 | 1 | — | — | — | — | — | — | |
| 81219 | Other personal care services | 2 462 | 9 099 | 46 086 | 440 | 306 | 90 | 29 | 13 | 1 | — | — | 1 | — | — | |
| 812191 | Diet & weight reducing centers | 1 080 | 4 204 | 24 446 | 97 | 58 | 28 | 6 | 3 | 1 | — | — | 1 | — | — | |
| 812199 | Other personal care services | 1 382 | 4 895 | 21 640 | 343 | 248 | 62 | 23 | 10 | — | — | — | — | — | — | |
| 8122 | Death care services | 4 397 | 33 927 | 151 204 | 702 | 444 | 151 | 79 | 23 | 4 | — | 1 | — | — | — | |
| 81221 | Funeral homes | 2 901 | 21 793 | 97 868 | 480 | 315 | 103 | 48 | 11 | 2 | — | 1 | — | — | — | |
| 812210 | Funeral homes | 2 901 | 21 793 | 97 868 | 480 | 315 | 103 | 48 | 11 | 2 | — | 1 | — | — | — | |
| 81222 | Cemeteries & crematories | 1 496 | 12 134 | 53 336 | 222 | 129 | 48 | 31 | 12 | 2 | — | — | — | — | — | |
| 812220 | Cemeteries & crematories | 1 496 | 12 134 | 53 336 | 222 | 129 | 48 | 31 | 12 | 2 | — | — | — | — | — | |
| 8123 | Drycleaning & laundry services | 10 955 | 49 007 | 202 998 | 1 924 | 1 467 | 266 | 105 | 57 | 10 | 18 | 1 | — | — | — | |
| 81231 | Coin-operated laundries & drycleaners .. | 1 968 | 6 633 | 27 832 | 625 | 512 | 84 | 21 | 7 | 1 | — | — | — | — | — | |
| 812310 | Coin-operated laundries & drycleaners .. | 1 968 | 6 633 | 27 832 | 625 | 512 | 84 | 21 | 7 | 1 | — | — | — | — | — | |
| 81232 | Drycleaning & laundry services (exc coin-op) .. | 5 267 | 21 397 | 88 649 | 1 227 | 938 | 173 | 75 | 37 | 1 | 3 | — | — | — | — | |
| 812320 | Drycleaning & laundry services (exc coin-op) .. | 5 267 | 21 397 | 88 649 | 1 227 | 938 | 173 | 75 | 37 | 1 | 3 | — | — | — | — | |
| 81233 | Linen & uniform supply | 3 720 | 20 977 | 86 517 | 72 | 17 | 9 | 13 | 8 | 15 | 1 | — | — | — | — | |
| 812331 | Linen supply | 1 789 | 9 152 | 37 929 | 40 | 11 | 7 | 5 | 7 | 1 | 8 | 1 | — | — | — | |
| 812332 | Industrial launderers | 1 931 | 11 825 | 48 588 | 32 | 6 | 2 | 4 | 6 | 7 | 7 | — | — | — | — | |
| 8129 | Other personal services | 8 818 | 50 584 | 209 663 | 1 189 | 850 | 187 | 85 | 45 | 12 | 5 | 4 | 1 | — | — | |
| 81291 | Pet care (except veterinary) services | 1 183 | 5 212 | 22 370 | 293 | 228 | 45 | 11 | 8 | — | 1 | — | — | — | — | |
| 812910 | Pet care (except veterinary) services | 1 183 | 5 212 | 22 370 | 293 | 228 | 45 | 11 | 8 | — | 1 | — | — | — | — | |
| 81292 | Photofinishing | 2 479 | 16 713 | 68 092 | 236 | 152 | 53 | 18 | 6 | 3 | 1 | 3 | — | — | — | |
| 812921 | Photofinishing laboratories (except one-hour) .. | 2 022 | 14 618 | 59 718 | 123 | 80 | 20 | 10 | 6 | 3 | 1 | 3 | — | — | — | |
| 812922 | One-hour photofinishing | 457 | 2 095 | 8 374 | 113 | 72 | 33 | 8 | — | — | — | — | — | — | — | |
| 81293 | Parking lots & garages | 1 907 | 7 572 | 30 646 | 154 | 79 | 31 | 20 | 17 | 5 | 1 | 1 | — | — | — | |
| 812930 | Parking lots & garages | 1 907 | 7 572 | 30 646 | 154 | 79 | 31 | 20 | 17 | 5 | 1 | 1 | — | — | — | |
| 81299 | All other personal services | 3 249 | 21 087 | 88 555 | 506 | 391 | 58 | 36 | 14 | 4 | 2 | — | 1 | — | — | |
| 812990 | All other personal services | 3 249 | 21 087 | 88 555 | 506 | 391 | 58 | 36 | 14 | 4 | 2 | — | 1 | — | — | |
| 813 | Religious, grantmaking, civic, prof & like organizations | 67 978 | 359 992 | 1 468 958 | 6 954 | 4 043 | 1 366 | 754 | 572 | 156 | 49 | 12 | 2 | — | — | |
| 8131 | Religious organizations | 39 812 | 160 926 | 639 281 | 3 695 | 1 963 | 794 | 422 | 383 | 105 | 22 | 5 | 1 | — | — | |
| 81311 | Religious organizations | 39 812 | 160 926 | 639 281 | 3 695 | 1 963 | 794 | 422 | 383 | 105 | 22 | 5 | 1 | — | — | |
| 813110 | Religious organizations | 39 812 | 160 926 | 639 281 | 3 695 | 1 963 | 794 | 422 | 383 | 105 | 22 | 5 | 1 | — | — | |
| 8132 | Grantmaking & giving services | 4 038 | 30 578 | 133 745 | 331 | 190 | 58 | 48 | 21 | 6 | 6 | 2 | — | — | — | |
| 81321 | Grantmaking & giving services | 4 038 | 30 578 | 133 745 | 331 | 190 | 58 | 48 | 21 | 6 | 6 | 2 | — | — | — | |
| 813211 | Grantmaking foundations | 1 292 | 13 194 | 58 187 | 160 | 114 | 30 | 9 | 3 | — | 4 | — | — | — | — | |
| 813212 | Voluntary health organizations | 1 254 | 8 814 | 39 931 | 98 | 44 | 15 | 23 | 11 | 4 | 1 | — | — | — | — | |
| 813219 | Other grantmaking & giving services | 1 492 | 8 570 | 35 627 | 73 | 32 | 13 | 16 | 7 | 2 | 1 | 2 | — | — | — | |
| 8133 | Social advocacy organizations | 2 339 | 13 191 | 55 592 | 240 | 103 | 72 | 36 | 21 | 7 | 1 | — | — | — | — | |
| 81331 | Social advocacy organizations | 2 339 | 13 191 | 55 592 | 240 | 103 | 72 | 36 | 21 | 7 | 1 | — | — | — | — | |
| 813311 | Human rights organizations | 481 | 2 683 | 11 380 | 49 | 18 | 8 | 3 | 2 | — | — | — | — | — | — | |
| 813312 | Environment & wildlife organizations | 909 | 4 987 | 21 068 | 93 | 36 | 27 | 17 | 11 | 2 | — | — | — | — | — | |
| 813319 | Other social advocacy organizations | 949 | 5 521 | 23 144 | 98 | 49 | 27 | 11 | 7 | 3 | 1 | — | — | — | — | |
| 8134 | Civic & social organizations | 7 321 | 23 357 | 101 703 | 484 | 281 | 74 | 53 | 37 | 21 | 16 | 2 | — | — | — | |
| 81341 | Civic & social organizations | 7 321 | 23 357 | 101 703 | 484 | 281 | 74 | 53 | 37 | 21 | 16 | 2 | — | — | — | |
| 813410 | Civic & social organizations | 7 321 | 23 357 | 101 703 | 484 | 281 | 74 | 53 | 37 | 21 | 16 | 2 | — | — | — | |
| 8139 | Business, labor, political, like organizations .. | 14 468 | 131 940 | 538 637 | 2 204 | 1 506 | 368 | 195 | 110 | 17 | 4 | 3 | 1 | — | — | |
| 81391 | Business associations | 2 325 | 32 376 | 115 959 | 340 | 221 | 68 | 31 | 18 | — | 1 | 1 | — | — | — | |
| 813910 | Business associations | 2 325 | 32 376 | 115 959 | 340 | 221 | 68 | 31 | 18 | — | 1 | 1 | — | — | — | |
| 81392 | Professional organizations | 2 531 | 32 064 | 134 815 | 313 | 233 | 47 | 19 | 9 | 3 | — | 1 | 1 | — | — | |
| 813920 | Professional organizations | 2 531 | 32 064 | 134 815 | 313 | 233 | 47 | 19 | 9 | 3 | — | 1 | 1 | — | — | |
| 81393 | Labor unions & similar labor organizations | 4 788 | 36 675 | 153 053 | 648 | 379 | 145 | 81 | 34 | 7 | 1 | 1 | — | — | — | |
| 813930 | Labor unions & similar labor organizations | 4 788 | 36 675 | 153 053 | 648 | 379 | 145 | 81 | 34 | 7 | 1 | 1 | — | — | — | |
| 81394 | Political organizations | 241 | 2 189 | 11 100 | 60 | 47 | 8 | 1 | 4 | — | — | — | — | — | — | |
| 813940 | Political organizations | 241 | 2 189 | 11 100 | 60 | 47 | 8 | 1 | 4 | — | — | — | — | — | — | |
| 81399 | Oth similar organizations (exc business, prof, labor, pol) | 4 583 | 28 636 | 123 710 | 843 | 626 | 100 | 63 | 45 | 7 | 2 | — | — | — | — | |
| 813990 | Oth similar organizations (exc business, prof, labor, pol) | 4 583 | 28 636 | 123 710 | 843 | 626 | 100 | 63 | 45 | 7 | 2 | — | — | — | — | |
| 95 | Auxiliaries (exc corporate, subsidiary & regional mgt) | 47 092 | 821 695 | 3 132 710 | 470 | 97 | 58 | 77 | 95 | 52 | 44 | 28 | 13 | 6 | — | |

See footnotes at end of table.

Table 2. The State—Employees, Payroll, and Establishments by Industry: 2001—Con.

[Excludes most government employees, railroad employees, and self-employed persons. Size class 1 to 4 includes establishments with payroll, but no employees, during mid-March pay period. (D) denotes figures withheld to avoid disclosing data for individual companies; the data are included in broader industry totals. For explanation of terms, abbreviations, and data reliability/comparability, see introductory text]

| NAICS code | Industry | Number of employees for week including March 12 | Payroll (\$1,000) | | Total number of establishments | Number of establishments by employment-size class | | | | | | | | |
|------------|--|---|-------------------|----------------|--------------------------------|---|------------|-----------|----------|----------|------------|------------|------------|---------------|
| | | | First quarter | Annual | | 1 to 4 | 5 to 9 | 10 to 19 | 20 to 49 | 50 to 99 | 100 to 249 | 250 to 499 | 500 to 999 | 1,000 or more |
| 99 | Unclassified establishments | 3 051 | 15 582 | 116 780 | 2 486 | 2 350 | 110 | 17 | 9 | — | — | — | — | — |

Note: Employment-size classes are indicated as follows: A—0 to 19; B—20 to 99; C—100 to 249; E—250 to 499; F—500 to 999; G—1,000 to 2,499; H—2,500 to 4,999; I—5,000 to 9,999; J—10,000 to 24,999; K—25,000 to 49,999; L—50,000 to 99,999; M—100,000 or more.

Table 3. The State—Employees and Annual Payroll by Employment-Size Class: 2001

[Excludes most government employees, railroad employees, and self-employed persons. Size class 1 to 4 includes establishments with payroll, but no employees, during mid-March pay period. (D) denotes figures withheld to avoid disclosing data for individual companies; the data are included in broader industry totals. For explanation of terms, abbreviations, and data reliability/comparability, see introductory text]

| NAICS code | Major group | Total | Employment-size class | | | | | | | | |
|--------------|--|--------------------|-----------------------|------------------|-------------------|-------------------|-------------------|-------------------|-------------------|-------------------|-------------------|
| | | | 1 to 4 | 5 to 9 | 10 to 19 | 20 to 49 | 50 to 99 | 100 to 249 | 250 to 499 | 500 to 999 | 1,000 or more |
| | Total number of employees .. | 3 622 788 | 228 911 | 276 344 | 359 321 | 558 473 | 445 166 | 596 233 | 362 946 | 254 730 | 540 664 |
| | Total payroll, annual (\$1,000) | 154 238 653 | 9 691 700 | 9 404 340 | 12 940 416 | 20 862 106 | 17 605 267 | 24 120 012 | 16 499 563 | 13 271 948 | 29 843 301 |
| 11 | FORESTRY, FISHING, HUNTING, AND AGRICULTURE SUPPORT | | | | | | | | | | |
| | Number of employees | 850 | 268 | 219 | 213 | 150 | — | — | — | — | — |
| | Payroll, annual (\$1,000) | 20 073 | 6 759 | 5 775 | 5 276 | 2 263 | — | — | — | — | — |
| 113 | Forestry and logging | | | | | | | | | | |
| | Number of employees | (B) | (D) | (D) | — | (D) | — | — | — | — | — |
| | Payroll, annual (\$1,000) | (D) | (D) | (D) | — | (D) | — | — | — | — | — |
| 114 | Fishing, hunting & trapping | | | | | | | | | | |
| | Number of employees | (C) | (D) | (D) | (D) | (D) | — | — | — | — | — |
| | Payroll, annual (\$1,000) | (D) | (D) | (D) | (D) | (D) | — | — | — | — | — |
| 115 | Agriculture & forestry support activities | | | | | | | | | | |
| | Number of employees | 553 | (D) | (D) | (D) | (D) | — | — | — | — | — |
| | Payroll, annual (\$1,000) | 13 165 | (D) | (D) | (D) | (D) | — | — | — | — | — |
| 21 | MINING | | | | | | | | | | |
| | Number of employees | 2 552 | 107 | (D) | 235 | (D) | 424 | (D) | (D) | (D) | — |
| | Payroll, annual (\$1,000) | 148 722 | 4 992 | (D) | 11 229 | (D) | 23 490 | (D) | (D) | (D) | — |
| 211 | Oil & gas extraction | | | | | | | | | | |
| | Number of employees | (B) | (D) | (D) | — | — | — | — | — | — | — |
| | Payroll, annual (\$1,000) | (D) | (D) | (D) | — | — | — | — | — | — | — |
| 212 | Mining (except oil & gas) | | | | | | | | | | |
| | Number of employees | 2 362 | 64 | (D) | (D) | (D) | (D) | (D) | (D) | (D) | — |
| | Payroll, annual (\$1,000) | 142 195 | 3 224 | (D) | (D) | (D) | (D) | (D) | (D) | (D) | — |
| 213 | Mining support activities | | | | | | | | | | |
| | Number of employees | (C) | (D) | (D) | (D) | (D) | (D) | — | — | — | — |
| | Payroll, annual (\$1,000) | (D) | (D) | (D) | (D) | (D) | (D) | — | — | — | — |
| 22 | UTILITIES | | | | | | | | | | |
| | Number of employees | 20 556 | 159 | 154 | 506 | 2 037 | 3 212 | 6 275 | (D) | (D) | (D) |
| | Payroll, annual (\$1,000) | 1 261 043 | 10 376 | 7 016 | 35 242 | 137 759 | 189 491 | 389 421 | (D) | (D) | (D) |
| 221 | Utilities | | | | | | | | | | |
| | Number of employees | 20 556 | 159 | 154 | 506 | 2 037 | 3 212 | 6 275 | (D) | (D) | (D) |
| | Payroll, annual (\$1,000) | 1 261 043 | 10 376 | 7 016 | 35 242 | 137 759 | 189 491 | 389 421 | (D) | (D) | (D) |
| 23 | CONSTRUCTION | | | | | | | | | | |
| | Number of employees | 167 978 | 25 752 | 23 697 | 26 638 | 32 179 | 18 174 | 21 097 | 12 671 | (D) | (D) |
| | Payroll, annual (\$1,000) | 7 718 868 | 1 003 433 | 889 070 | 1 147 279 | 1 617 826 | 1 008 788 | 1 106 475 | 733 507 | (D) | (D) |
| 233 | Building, developing & general contracting | | | | | | | | | | |
| | Number of employees | 40 376 | 7 276 | 6 691 | 6 634 | 7 157 | 4 612 | 4 131 | (D) | (D) | — |
| | Payroll, annual (\$1,000) | 1 792 874 | 293 911 | 255 016 | 284 643 | 332 887 | 275 000 | 184 946 | (D) | (D) | — |
| 234 | Heavy construction | | | | | | | | | | |
| | Number of employees | 20 199 | 748 | 1 300 | 2 407 | 3 306 | 1 791 | 3 364 | (D) | (D) | (D) |
| | Payroll, annual (\$1,000) | 1 019 899 | 56 265 | 72 393 | 138 511 | 205 796 | 109 105 | 172 274 | (D) | (D) | (D) |
| 235 | Special trade contractors | | | | | | | | | | |
| | Number of employees | 107 403 | 17 728 | 15 706 | 17 597 | 21 716 | 11 771 | 13 602 | (D) | (D) | — |
| | Payroll, annual (\$1,000) | 4 906 095 | 653 257 | 561 661 | 724 125 | 1 079 143 | 624 683 | 749 255 | (D) | (D) | — |
| 31-33 | MANUFACTURING | | | | | | | | | | |
| | Number of employees | 379 647 | 7 257 | 12 911 | 23 829 | 55 698 | 59 395 | 89 832 | 50 103 | 36 457 | 44 165 |
| | Payroll, annual (\$1,000) | 17 282 718 | 299 471 | 426 558 | 857 307 | 2 181 126 | 2 324 935 | 3 688 190 | 2 340 382 | 1 912 553 | 3 252 196 |
| 311 | Food mfg | | | | | | | | | | |
| | Number of employees | 28 056 | 692 | 1 190 | 2 096 | 3 684 | 3 841 | 8 710 | 4 425 | (D) | (D) |
| | Payroll, annual (\$1,000) | 1 023 584 | 18 473 | 22 528 | 49 884 | 109 137 | 119 373 | 339 634 | 197 005 | (D) | (D) |
| 312 | Beverage & tobacco product mfg | | | | | | | | | | |
| | Number of employees | 3 861 | (D) | 79 | (D) | (D) | (D) | (D) | 1 696 | (D) | — |
| | Payroll, annual (\$1,000) | 172 962 | (D) | 1 923 | (D) | (D) | (D) | (D) | 73 287 | (D) | — |
| 313 | Textile mills | | | | | | | | | | |
| | Number of employees | 5 345 | 181 | 453 | 581 | 1 355 | 1 432 | 1 343 | — | — | — |
| | Payroll, annual (\$1,000) | 181 202 | 5 846 | 11 847 | 16 760 | 44 724 | 53 610 | 48 415 | — | — | — |
| 314 | Textile product mills | | | | | | | | | | |
| | Number of employees | 4 687 | 176 | 331 | 626 | 1 009 | (D) | 1 292 | (D) | — | — |
| | Payroll, annual (\$1,000) | 125 415 | 4 975 | 8 216 | 14 993 | 31 039 | (D) | 30 363 | (D) | — | — |
| 315 | Apparel manufacturing | | | | | | | | | | |
| | Number of employees | 12 103 | 322 | 565 | 1 112 | 2 343 | (D) | 3 974 | 943 | (D) | — |
| | Payroll, annual (\$1,000) | 326 516 | 15 047 | 13 698 | 27 917 | 54 370 | (D) | 108 627 | 46 673 | (D) | — |
| 316 | Leather & allied product mfg | | | | | | | | | | |
| | Number of employees | 1 429 | 31 | 54 | (D) | (D) | (D) | (D) | (D) | — | — |
| | Payroll, annual (\$1,000) | 55 035 | 1 499 | 906 | (D) | (D) | (D) | (D) | (D) | — | — |
| 321 | Wood product mfg | | | | | | | | | | |
| | Number of employees | 3 202 | 89 | 247 | 454 | 725 | 456 | 1 231 | — | — | — |
| | Payroll, annual (\$1,000) | 111 269 | 3 190 | 9 696 | 15 603 | 25 143 | 15 211 | 42 426 | — | — | — |
| 322 | Paper mfg | | | | | | | | | | |
| | Number of employees | 16 419 | (D) | 144 | 467 | (D) | 2 963 | 7 512 | 2 781 | (D) | — |
| | Payroll, annual (\$1,000) | 658 881 | (D) | 4 836 | 13 947 | (D) | 114 573 | 302 145 | 118 969 | (D) | — |

See footnotes at end of table.

Table 3. The State—Employees and Annual Payroll by Employment-Size Class: 2001—Con.

[Excludes most government employees, railroad employees, and self-employed persons. Size class 1 to 4 includes establishments with payroll, but no employees, during mid-March pay period. (D) denotes figures withheld to avoid disclosing data for individual companies; the data are included in broader industry totals. For explanation of terms, abbreviations, and data reliability/comparability, see introductory text]

| NAICS code | Major group | Employment-size class | | | | | | | | | |
|--------------|---|-----------------------|---------|---------|-----------|-----------|-----------|------------|------------|------------|---------------|
| | | Total | 1 to 4 | 5 to 9 | 10 to 19 | 20 to 49 | 50 to 99 | 100 to 249 | 250 to 499 | 500 to 999 | 1,000 or more |
| 31-33 | MANUFACTURING—Con. | | | | | | | | | | |
| 323 | Printing & related support activities | | | | | | | | | | |
| | Number of employees | 30 471 | 1 290 | 2 073 | 2 847 | 5 536 | 5 692 | 5 971 | 4 412 | 2 650 | — |
| | Payroll, annual (\$1,000) | 1 237 213 | 43 464 | 65 846 | 107 576 | 219 671 | 221 656 | 244 641 | 214 705 | 119 654 | — |
| 324 | Petroleum & coal products mfg | | | | | | | | | | |
| | Number of employees | 3 410 | 41 | 116 | 100 | 318 | 579 | (D) | (D) | (D) | — |
| | Payroll, annual (\$1,000) | 228 038 | 2 406 | 6 717 | 4 407 | 17 333 | 33 157 | (D) | (D) | (D) | — |
| 325 | Chemical mfg | | | | | | | | | | |
| | Number of employees | 66 604 | 252 | 747 | 1 437 | 5 173 | 7 653 | 11 701 | 9 265 | 6 950 | 23 426 |
| | Payroll, annual (\$1,000) | 4 575 509 | 21 503 | 31 240 | 72 040 | 275 955 | 374 746 | 627 481 | 488 327 | 429 443 | 2 254 774 |
| 326 | Plastics & rubber products mfg | | | | | | | | | | |
| | Number of employees | 30 032 | 163 | 466 | 1 272 | 4 483 | 6 018 | 10 024 | 3 366 | (D) | (D) |
| | Payroll, annual (\$1,000) | 1 039 428 | 9 506 | 16 968 | 43 842 | 156 053 | 210 718 | 353 329 | 109 955 | (D) | (D) |
| 327 | Nonmetallic mineral product mfg | | | | | | | | | | |
| | Number of employees | 13 793 | 175 | 295 | 876 | 2 711 | 2 362 | 3 104 | 2 107 | 2 163 | — |
| | Payroll, annual (\$1,000) | 556 670 | 7 811 | 10 140 | 33 689 | 113 824 | 103 664 | 123 286 | 78 950 | 85 306 | — |
| 331 | Primary metal mfg | | | | | | | | | | |
| | Number of employees | 9 526 | 74 | 119 | 319 | (D) | 1 536 | 2 109 | 2 630 | (D) | — |
| | Payroll, annual (\$1,000) | 411 667 | 3 181 | 3 518 | 10 751 | (D) | 58 424 | 86 496 | 138 205 | (D) | — |
| 332 | Fabricated metal product mfg | | | | | | | | | | |
| | Number of employees | 37 179 | 1 228 | 2 178 | 4 046 | 8 268 | 7 796 | 8 186 | 2 422 | (D) | (D) |
| | Payroll, annual (\$1,000) | 1 419 867 | 46 203 | 83 243 | 152 936 | 315 078 | 304 647 | 334 062 | 98 003 | (D) | (D) |
| 333 | Machinery mfg | | | | | | | | | | |
| | Number of employees | 23 987 | 556 | 1 039 | 2 093 | 4 876 | 3 697 | 4 420 | (D) | 2 762 | (D) |
| | Payroll, annual (\$1,000) | 1 011 877 | 25 484 | 39 969 | 91 720 | 221 113 | 169 678 | 199 744 | (D) | 134 932 | (D) |
| 334 | Computer & electronic product mfg | | | | | | | | | | |
| | Number of employees | 35 772 | 343 | 541 | 1 336 | 4 015 | 3 949 | 7 596 | 4 922 | 7 138 | 5 932 |
| | Payroll, annual (\$1,000) | 1 889 292 | 23 681 | 21 755 | 60 051 | 186 918 | 187 807 | 339 081 | 277 821 | 456 455 | 335 723 |
| 335 | Electrical equip, appliance & component mfg | | | | | | | | | | |
| | Number of employees | 9 339 | 131 | 367 | 649 | 1 726 | 2 308 | 2 312 | (D) | (D) | — |
| | Payroll, annual (\$1,000) | 373 702 | 6 970 | 14 826 | 24 535 | 69 041 | 84 724 | 87 140 | (D) | (D) | — |
| 336 | Transportation equipment mfg | | | | | | | | | | |
| | Number of employees | 10 435 | 133 | 190 | 403 | 776 | 559 | 2 065 | 1 308 | — | 5 001 |
| | Payroll, annual (\$1,000) | 478 512 | 5 863 | 6 598 | 14 183 | 30 017 | 19 609 | 84 177 | 48 132 | — | 269 933 |
| 337 | Furniture & related product mfg | | | | | | | | | | |
| | Number of employees | 8 853 | 464 | 631 | 1 000 | 2 372 | (D) | 2 091 | (D) | — | — |
| | Payroll, annual (\$1,000) | 290 898 | 15 682 | 18 410 | 34 017 | 84 663 | (D) | 72 264 | (D) | — | — |
| 339 | Miscellaneous mfg | | | | | | | | | | |
| | Number of employees | 25 144 | 811 | 1 086 | 1 991 | 3 367 | (D) | 4 960 | 4 276 | 2 283 | (D) |
| | Payroll, annual (\$1,000) | 1 115 181 | 32 643 | 33 678 | 66 079 | 127 773 | (D) | 208 154 | 194 596 | 124 767 | (D) |
| 42 | WHOLESALE TRADE | | | | | | | | | | |
| | Number of employees | 281 004 | 15 875 | 19 584 | 28 118 | 51 036 | 40 263 | 49 031 | 30 263 | 20 998 | 25 836 |
| | Payroll, annual (\$1,000) | 15 163 297 | 873 404 | 952 525 | 1 426 977 | 2 602 205 | 2 097 560 | 2 568 402 | 1 686 208 | 1 327 335 | 1 628 681 |
| 421 | Wholesale trade, durable goods | | | | | | | | | | |
| | Number of employees | 147 429 | 9 454 | 12 535 | 18 272 | 30 723 | 22 699 | 25 572 | 13 041 | 9 484 | 5 649 |
| | Payroll, annual (\$1,000) | 8 020 872 | 518 171 | 597 396 | 936 677 | 1 612 075 | 1 225 485 | 1 413 244 | 708 014 | 683 650 | 326 160 |
| 422 | Wholesale trade, nondurable goods | | | | | | | | | | |
| | Number of employees | 133 575 | 6 421 | 7 049 | 9 846 | 20 313 | 17 564 | 23 459 | 17 222 | 11 514 | 20 187 |
| | Payroll, annual (\$1,000) | 7 142 425 | 355 233 | 355 129 | 490 300 | 990 130 | 872 075 | 1 155 158 | 978 194 | 643 685 | 1 302 521 |
| 44-45 | RETAIL TRADE | | | | | | | | | | |
| | Number of employees | 434 008 | 33 452 | 47 730 | 65 825 | 86 131 | 59 453 | 87 832 | 42 919 | (D) | (D) |
| | Payroll, annual (\$1,000) | 10 461 246 | 902 219 | 989 858 | 1 378 940 | 2 070 680 | 1 710 178 | 2 139 456 | 879 249 | (D) | (D) |
| 441 | Motor vehicle & parts dealers | | | | | | | | | | |
| | Number of employees | 47 724 | 2 200 | 3 588 | 5 413 | 14 888 | 14 349 | (D) | (D) | — | — |
| | Payroll, annual (\$1,000) | 2 036 368 | 109 827 | 103 308 | 160 204 | 584 662 | 704 356 | (D) | (D) | — | — |
| 442 | Furniture & home furnishing stores | | | | | | | | | | |
| | Number of employees | 19 667 | 2 161 | 3 107 | 4 286 | 5 014 | 2 202 | (D) | 1 461 | (D) | — |
| | Payroll, annual (\$1,000) | 505 730 | 68 708 | 81 741 | 111 500 | 130 413 | 53 926 | (D) | 28 413 | (D) | — |
| 443 | Electronics & appliance stores | | | | | | | | | | |
| | Number of employees | 12 440 | 1 553 | 2 611 | 2 158 | 1 988 | 2 808 | 1 322 | — | — | — |
| | Payroll, annual (\$1,000) | 360 014 | 49 225 | 65 044 | 72 347 | 72 282 | 69 574 | 31 542 | — | — | — |
| 444 | Bldg material & garden equip & supp dealers | | | | | | | | | | |
| | Number of employees | 33 317 | 2 293 | 3 472 | 5 495 | 6 554 | 2 810 | (D) | (D) | — | — |
| | Payroll, annual (\$1,000) | 1 097 813 | 80 806 | 110 148 | 192 888 | 243 133 | 107 605 | (D) | (D) | — | — |
| 445 | Food & beverage stores | | | | | | | | | | |
| | Number of employees | 104 110 | 7 046 | 6 770 | 10 271 | 11 531 | 12 842 | 43 349 | (D) | (D) | — |
| | Payroll, annual (\$1,000) | 2 095 018 | 142 736 | 103 234 | 159 956 | 198 821 | 300 538 | 939 740 | (D) | (D) | — |
| 446 | Health & personal care stores | | | | | | | | | | |
| | Number of employees | 32 858 | 2 401 | 3 764 | 7 963 | 13 549 | 3 712 | 1 469 | — | — | — |
| | Payroll, annual (\$1,000) | 689 964 | 70 307 | 83 089 | 169 510 | 265 588 | 69 336 | 32 134 | — | — | — |
| 447 | Gasoline stations | | | | | | | | | | |
| | Number of employees | 15 379 | (D) | 4 524 | 4 381 | 2 019 | (D) | (D) | — | — | — |
| | Payroll, annual (\$1,000) | 270 809 | (D) | 79 909 | 69 004 | 31 536 | (D) | (D) | — | — | — |
| 448 | Clothing & clothing accessories stores | | | | | | | | | | |
| | Number of employees | 52 618 | 4 966 | 9 636 | 12 886 | 13 654 | 7 054 | (D) | (D) | (D) | — |
| | Payroll, annual (\$1,000) | 862 573 | 115 061 | 168 466 | 188 460 | 192 474 | 107 533 | (D) | (D) | (D) | — |

See footnotes at end of table.

Table 3. The State—Employees and Annual Payroll by Employment-Size Class: 2001—Con.

[Excludes most government employees, railroad employees, and self-employed persons. Size class 1 to 4 includes establishments with payroll, but no employees, during mid-March pay period. (D) denotes figures withheld to avoid disclosing data for individual companies; the data are included in broader industry totals. For explanation of terms, abbreviations, and data reliability/comparability, see introductory text]

| NAICS code | Major group | Employment-size class | | | | | | | | | |
|--------------|---|-----------------------|------------------|------------------|------------------|------------------|------------------|------------------|------------------|------------------|------------------|
| | | Total | 1 to 4 | 5 to 9 | 10 to 19 | 20 to 49 | 50 to 99 | 100 to 249 | 250 to 499 | 500 to 999 | 1,000 or more |
| 44-45 | RETAIL TRADE—Con. | | | | | | | | | | |
| 451 | Sporting goods, hobby, book & music stores | | | | | | | | | | |
| | Number of employees | 18 809 | 1 734 | (D) | (D) | 5 197 | (D) | (D) | (D) | — | — |
| | Payroll, annual (\$1,000)..... | 312 440 | 40 807 | (D) | (D) | 85 244 | (D) | (D) | (D) | — | — |
| 452 | General merchandise stores | | | | | | | | | | |
| | Number of employees | 54 475 | (D) | (D) | (D) | 1 951 | (D) | 21 454 | 20 681 | (D) | — |
| | Payroll, annual (\$1,000)..... | 959 097 | (D) | (D) | (D) | 34 637 | (D) | 390 802 | 337 619 | (D) | — |
| 453 | Miscellaneous store retailers | | | | | | | | | | |
| | Number of employees | 21 680 | (D) | 4 711 | 4 964 | 7 062 | (D) | (D) | (D) | — | — |
| | Payroll, annual (\$1,000)..... | 400 155 | (D) | 75 712 | 82 890 | 130 657 | (D) | (D) | (D) | — | — |
| 454 | Nonstore retailers | | | | | | | | | | |
| | Number of employees | 20 931 | 1 253 | 1 801 | 2 657 | 2 724 | 2 732 | 2 312 | (D) | (D) | (D) |
| | Payroll, annual (\$1,000)..... | 871 265 | 45 126 | 58 256 | 94 609 | 101 233 | 105 885 | 91 146 | (D) | (D) | (D) |
| 48-49 | TRANSPORTATION & WAREHOUSING | | | | | | | | | | |
| | Number of employees | 161 741 | 5 772 | 7 026 | 10 675 | 20 174 | 22 164 | 29 941 | 17 326 | 8 303 | 40 360 |
| | Payroll, annual (\$1,000)..... | 5 812 954 | 223 674 | 236 689 | 359 867 | 690 195 | 745 535 | 982 366 | 602 665 | 285 465 | 1 686 498 |
| 481 | Air transportation | | | | | | | | | | |
| | Number of employees | 18 555 | 83 | (D) | (D) | (D) | 347 | 956 | — | (D) | (D) |
| | Payroll, annual (\$1,000)..... | 869 644 | 6 742 | (D) | (D) | (D) | 11 473 | 52 357 | — | (D) | (D) |
| 483 | Water transportation | | | | | | | | | | |
| | Number of employees | 2 451 | 49 | 79 | 166 | 283 | 615 | 337 | 922 | — | — |
| | Payroll, annual (\$1,000)..... | 140 893 | 3 140 | 3 497 | 7 838 | 14 517 | 43 866 | 24 324 | 43 711 | — | — |
| 484 | Truck transportation | | | | | | | | | | |
| | Number of employees | 45 333 | 2 876 | 3 265 | 4 935 | 8 371 | 8 708 | 7 212 | 3 494 | (D) | (D) |
| | Payroll, annual (\$1,000)..... | 1 732 795 | 109 830 | 112 355 | 167 076 | 314 532 | 353 803 | 290 939 | 131 062 | (D) | (D) |
| 485 | Transit & ground passenger transportation | | | | | | | | | | |
| | Number of employees | 36 324 | 803 | 1 023 | 1 447 | 4 151 | 5 523 | 10 224 | (D) | — | (D) |
| | Payroll, annual (\$1,000)..... | 936 853 | 16 314 | 15 524 | 24 726 | 73 579 | 88 106 | 200 692 | (D) | — | (D) |
| 486 | Pipeline transportation | | | | | | | | | | |
| | Number of employees | 305 | (D) | (D) | (D) | (D) | — | — | — | — | — |
| | Payroll, annual (\$1,000)..... | 22 230 | (D) | (D) | (D) | (D) | — | — | — | — | — |
| 487 | Scenic & sightseeing transportation | | | | | | | | | | |
| | Number of employees | 477 | (D) | (D) | (D) | (D) | 229 | — | — | — | — |
| | Payroll, annual (\$1,000)..... | 12 448 | (D) | (D) | (D) | (D) | 4 393 | — | — | — | — |
| 488 | Transportation support activities | | | | | | | | | | |
| | Number of employees | 21 623 | 1 256 | 1 584 | 2 317 | 3 060 | 3 091 | 4 131 | 4 212 | 1 972 | — |
| | Payroll, annual (\$1,000)..... | 987 612 | 56 103 | 67 018 | 96 627 | 138 426 | 136 421 | 196 069 | 213 689 | 83 259 | — |
| 492 | Couriers & messengers | | | | | | | | | | |
| | Number of employees | 24 150 | 406 | 394 | (D) | 1 149 | 1 416 | 4 155 | (D) | (D) | (D) |
| | Payroll, annual (\$1,000)..... | 720 512 | 14 452 | 10 284 | (D) | 36 032 | 40 437 | 141 850 | (D) | (D) | (D) |
| 493 | Warehousing & storage | | | | | | | | | | |
| | Number of employees | 12 523 | 209 | 479 | 893 | 2 497 | 2 235 | 2 926 | 3 284 | — | — |
| | Payroll, annual (\$1,000)..... | 389 967 | 11 862 | 17 705 | 30 545 | 78 409 | 67 036 | 76 135 | 108 275 | — | — |
| 51 | INFORMATION | | | | | | | | | | |
| | Number of employees | 130 137 | 3 283 | 3 978 | 6 521 | 11 902 | 16 607 | 25 597 | 17 593 | 15 228 | 29 428 |
| | Payroll, annual (\$1,000)..... | 8 168 394 | 255 977 | 229 803 | 384 465 | 650 625 | 938 124 | 1 484 149 | 1 011 498 | 920 969 | 2 292 784 |
| 511 | Publishing industries | | | | | | | | | | |
| | Number of employees | 44 988 | 853 | 1 148 | 2 025 | 3 830 | 4 608 | 9 281 | (D) | (D) | 12 514 |
| | Payroll, annual (\$1,000)..... | 2 816 971 | 67 202 | 57 300 | 141 141 | 231 871 | 264 806 | 599 276 | (D) | (D) | 790 568 |
| 512 | Motion picture & sound recording industries | | | | | | | | | | |
| | Number of employees | 6 427 | 456 | (D) | (D) | 1 533 | 1 690 | (D) | (D) | — | — |
| | Payroll, annual (\$1,000)..... | 175 027 | 24 260 | (D) | (D) | 25 909 | 27 220 | (D) | (D) | — | — |
| 513 | Broadcasting & telecommunications | | | | | | | | | | |
| | Number of employees | 64 451 | 1 272 | 1 823 | 2 528 | 4 599 | 8 209 | 11 123 | 8 179 | 9 804 | 16 914 |
| | Payroll, annual (\$1,000)..... | 4 426 827 | 125 834 | 132 813 | 164 650 | 305 070 | 527 857 | 615 970 | 474 830 | 577 587 | 1 502 216 |
| 514 | Information & data processing services | | | | | | | | | | |
| | Number of employees | 14 271 | 702 | (D) | (D) | 1 940 | 2 100 | (D) | (D) | (D) | — |
| | Payroll, annual (\$1,000)..... | 749 569 | 38 681 | (D) | (D) | 87 775 | 118 241 | (D) | (D) | (D) | — |
| 52 | FINANCE & INSURANCE | | | | | | | | | | |
| | Number of employees | 221 268 | 11 368 | 20 347 | 24 691 | 33 200 | 22 742 | 29 753 | 24 313 | 22 407 | 32 447 |
| | Payroll, annual (\$1,000)..... | 15 204 421 | 1 035 369 | 1 084 689 | 1 432 783 | 2 042 819 | 1 703 054 | 2 182 662 | 1 745 117 | 1 665 817 | 2 312 111 |
| 521 | Monetary authorities - central bank | | | | | | | | | | |
| | Number of employees | (F) | — | — | — | — | (D) | — | — | (D) | — |
| | Payroll, annual (\$1,000)..... | (D) | — | — | — | — | (D) | — | — | (D) | — |
| 522 | Credit intermediation & related activities | | | | | | | | | | |
| | Number of employees | 86 933 | 3 513 | 11 851 | 12 794 | (D) | (D) | 10 645 | 9 168 | (D) | 9 240 |
| | Payroll, annual (\$1,000)..... | 3 902 034 | 204 066 | 395 577 | 439 292 | (D) | (D) | 602 802 | 579 119 | (D) | 386 892 |
| 523 | Security, commodity contracts & like activity | | | | | | | | | | |
| | Number of employees | 53 298 | 3 528 | 4 138 | 6 093 | 9 382 | 5 940 | 7 156 | 4 794 | 4 329 | 7 938 |
| | Payroll, annual (\$1,000)..... | 6 222 039 | 571 948 | 439 250 | 660 965 | 950 417 | 792 029 | 803 540 | 544 316 | 485 381 | 974 193 |

See footnotes at end of table.

Table 3. The State—Employees and Annual Payroll by Employment-Size Class: 2001—Con.

[Excludes most government employees, railroad employees, and self-employed persons. Size class 1 to 4 includes establishments with payroll, but no employees, during mid-March pay period. (D) denotes figures withheld to avoid disclosing data for individual companies; the data are included in broader industry totals. For explanation of terms, abbreviations, and data reliability/comparability, see introductory text]

| NAICS code | Major group | Employment-size class | | | | | | | | | |
|------------|--|-----------------------|-----------|-----------|-----------|-----------|-----------|------------|------------|------------|---------------|
| | | Total | 1 to 4 | 5 to 9 | 10 to 19 | 20 to 49 | 50 to 99 | 100 to 249 | 250 to 499 | 500 to 999 | 1,000 or more |
| 52 | FINANCE & INSURANCE—Con. | | | | | | | | | | |
| 524 | Insurance carriers & related activities | | | | | | | | | | |
| | Number of employees | 79 459 | 4 279 | (D) | 5 653 | (D) | 8 882 | 11 952 | (D) | 10 682 | 15 269 |
| | Payroll, annual (\$1,000)..... | 4 948 644 | 236 064 | (D) | 322 926 | (D) | 529 546 | 776 320 | (D) | 795 750 | 951 026 |
| 525 | Funds, trusts, & other financial vehicles (part) | | | | | | | | | | |
| | Number of employees | (F) | 48 | (D) | 151 | (D) | (D) | — | (D) | — | — |
| | Payroll, annual (\$1,000)..... | (D) | 23 291 | (D) | 9 600 | (D) | (D) | — | (D) | — | — |
| 53 | REAL ESTATE & RENTAL & LEASING | | | | | | | | | | |
| | Number of employees | 58 391 | 10 018 | 9 704 | 9 620 | 9 117 | 6 419 | (D) | 3 664 | (D) | (D) |
| | Payroll, annual (\$1,000)..... | 2 101 372 | 361 705 | 328 646 | 303 099 | 335 013 | 222 976 | (D) | 108 805 | (D) | (D) |
| 531 | Real estate | | | | | | | | | | |
| | Number of employees | 38 664 | 8 648 | 7 331 | 5 982 | 6 140 | 4 165 | 2 423 | 2 054 | 1 921 | — |
| | Payroll, annual (\$1,000)..... | 1 359 138 | 304 297 | 252 896 | 204 120 | 210 173 | 128 446 | 146 532 | 60 659 | 52 015 | — |
| 532 | Rental & leasing services | | | | | | | | | | |
| | Number of employees | 18 098 | (D) | (D) | (D) | (D) | (D) | 1 943 | (D) | (D) | (D) |
| | Payroll, annual (\$1,000)..... | 640 182 | (D) | (D) | (D) | (D) | (D) | 78 626 | (D) | (D) | (D) |
| 533 | Lessors of other nonfinancial intangible asset | | | | | | | | | | |
| | Number of employees | 1 629 | (D) | (D) | (D) | (D) | (D) | (D) | (D) | — | — |
| | Payroll, annual (\$1,000)..... | 102 052 | (D) | (D) | (D) | (D) | (D) | (D) | (D) | — | — |
| 54 | PROFESSIONAL, SCIENTIFIC & TECHNICAL SERVICES | | | | | | | | | | |
| | Number of employees | 282 874 | 32 950 | 26 313 | 29 857 | 45 331 | 33 853 | 42 985 | 27 167 | 15 950 | 28 468 |
| | Payroll, annual (\$1,000)..... | 16 720 205 | 1 832 823 | 1 250 127 | 1 591 413 | 2 688 410 | 2 145 235 | 2 694 793 | 1 911 983 | 906 414 | 1 699 007 |
| 541 | Professional, scientific & technical services | | | | | | | | | | |
| | Number of employees | 282 874 | 32 950 | 26 313 | 29 857 | 45 331 | 33 853 | 42 985 | 27 167 | 15 950 | 28 468 |
| | Payroll, annual (\$1,000)..... | 16 720 205 | 1 832 823 | 1 250 127 | 1 591 413 | 2 688 410 | 2 145 235 | 2 694 793 | 1 911 983 | 906 414 | 1 699 007 |
| 55 | MANAGEMENT OF COMPANIES & ENTERPRISES | | | | | | | | | | |
| | Number of employees | 159 457 | 727 | 1 168 | 3 024 | 7 605 | 9 432 | 23 079 | 27 733 | 32 921 | 53 768 |
| | Payroll, annual (\$1,000)..... | 15 915 383 | 141 316 | 109 938 | 267 512 | 713 887 | 807 584 | 1 685 283 | 2 177 119 | 3 062 892 | 6 949 852 |
| 551 | Management of companies & enterprises | | | | | | | | | | |
| | Number of employees | 159 457 | 727 | 1 168 | 3 024 | 7 605 | 9 432 | 23 079 | 27 733 | 32 921 | 53 768 |
| | Payroll, annual (\$1,000)..... | 15 915 383 | 141 316 | 109 938 | 267 512 | 713 887 | 807 584 | 1 685 283 | 2 177 119 | 3 062 892 | 6 949 852 |
| 56 | ADMIN, SUPPORT, WASTE MGT, REMEDIATION SERVICES | | | | | | | | | | |
| | Number of employees | 312 917 | 12 474 | 12 964 | 16 882 | 29 046 | 36 143 | 59 542 | 38 564 | 29 638 | 77 664 |
| | Payroll, annual (\$1,000)..... | 8 089 023 | 536 440 | 444 779 | 603 066 | 975 376 | 987 239 | 1 566 400 | 879 352 | 627 215 | 1 469 156 |
| 561 | Administrative & support services | | | | | | | | | | |
| | Number of employees | 299 942 | 12 012 | (D) | 15 628 | 26 801 | 33 337 | 54 616 | (D) | 29 638 | 77 664 |
| | Payroll, annual (\$1,000)..... | 7 571 740 | 515 075 | (D) | 549 785 | 887 622 | 881 789 | 1 364 937 | (D) | 627 215 | 1 469 156 |
| 562 | Waste management & remediation services | | | | | | | | | | |
| | Number of employees | 12 975 | 462 | (D) | 1 254 | 2 245 | 2 806 | 4 926 | (D) | — | — |
| | Payroll, annual (\$1,000)..... | 517 283 | 21 365 | (D) | 53 281 | 87 754 | 105 450 | 201 463 | (D) | — | — |
| 61 | EDUCATIONAL SERVICES | | | | | | | | | | |
| | Number of employees | 80 113 | 1 868 | 2 877 | 5 319 | 13 277 | 9 232 | 11 360 | 8 460 | 6 830 | 20 890 |
| | Payroll, annual (\$1,000)..... | 2 285 332 | 59 268 | 68 631 | 115 821 | 291 074 | 248 844 | 358 351 | 234 604 | 153 502 | 755 237 |
| 611 | Educational services | | | | | | | | | | |
| | Number of employees | 80 113 | 1 868 | 2 877 | 5 319 | 13 277 | 9 232 | 11 360 | 8 460 | 6 830 | 20 890 |
| | Payroll, annual (\$1,000)..... | 2 285 332 | 59 268 | 68 631 | 115 821 | 291 074 | 248 844 | 358 351 | 234 604 | 153 502 | 755 237 |
| 62 | HEALTH CARE AND SOCIAL ASSISTANCE | | | | | | | | | | |
| | Number of employees | 433 354 | 21 880 | 36 033 | 43 547 | 51 696 | 34 318 | 61 583 | 28 831 | 35 381 | 120 085 |
| | Payroll, annual (\$1,000)..... | 15 505 665 | 956 589 | 1 368 582 | 1 779 706 | 1 874 356 | 1 049 746 | 1 592 709 | 780 497 | 1 131 623 | 4 971 857 |
| 621 | Ambulatory health care services | | | | | | | | | | |
| | Number of employees | 157 139 | 19 471 | 28 955 | 29 586 | 27 889 | 14 654 | 16 768 | 9 063 | 5 329 | 5 424 |
| | Payroll, annual (\$1,000)..... | 6 808 075 | 875 367 | 1 226 919 | 1 529 092 | 1 425 749 | 625 292 | 524 959 | 277 090 | 94 654 | 228 953 |
| 622 | Hospitals | | | | | | | | | | |
| | Number of employees | 148 988 | (D) | — | (D) | (D) | (D) | 713 | 6 770 | 26 358 | 114 661 |
| | Payroll, annual (\$1,000)..... | 5 991 125 | (D) | — | (D) | (D) | (D) | 34 621 | 228 569 | 968 389 | 4 742 904 |
| 623 | Nursing & residential care facilities | | | | | | | | | | |
| | Number of employees | 67 906 | (D) | 1 956 | (D) | (D) | 10 920 | 35 934 | 8 531 | 1 747 | — |
| | Payroll, annual (\$1,000)..... | 1 665 331 | (D) | 44 208 | (D) | (D) | 249 457 | 892 786 | 223 900 | 46 241 | — |
| 624 | Social assistance | | | | | | | | | | |
| | Number of employees | 59 321 | 1 982 | 5 122 | (D) | (D) | (D) | 8 168 | 4 467 | 1 947 | — |
| | Payroll, annual (\$1,000)..... | 1 041 134 | 53 049 | 97 455 | (D) | (D) | (D) | 140 343 | 50 938 | 22 339 | — |

See footnotes at end of table.

Table 3. The State—Employees and Annual Payroll by Employment-Size Class: 2001—Con.

[Excludes most government employees, railroad employees, and self-employed persons. Size class 1 to 4 includes establishments with payroll, but no employees, during mid-March pay period. (D) denotes figures withheld to avoid disclosing data for individual companies; the data are included in broader industry totals. For explanation of terms, abbreviations, and data reliability/comparability, see introductory text]

| NAICS code | Major group | Total | Employment-size class | | | | | | | | | |
|------------|---|-----------|-----------------------|---------|----------|----------|----------|------------|------------|------------|---------------|--|
| | | | 1 to 4 | 5 to 9 | 10 to 19 | 20 to 49 | 50 to 99 | 100 to 249 | 250 to 499 | 500 to 999 | 1,000 or more | |
| 71 | ARTS, ENTERTAINMENT & RECREATION | | | | | | | | | | | |
| | Number of employees | 38 779 | 2 322 | 2 563 | 4 254 | 9 837 | 9 112 | (D) | (D) | — | (D) | |
| | Payroll, annual (\$1,000) | 1 056 485 | 136 210 | 69 645 | 92 446 | 197 400 | 245 388 | (D) | (D) | — | (D) | |
| 711 | Performing arts, spectator sports & related industries | | | | | | | | | | | |
| | Number of employees | 6 017 | 837 | (D) | (D) | (D) | (D) | 1 725 | (D) | — | — | |
| | Payroll, annual (\$1,000) | 415 783 | 69 479 | (D) | (D) | (D) | (D) | 156 498 | (D) | — | — | |
| 712 | Museums, historical sites & like institutions | | | | | | | | | | | |
| | Number of employees | 2 152 | (D) | 111 | (D) | (D) | (D) | (D) | (D) | — | — | |
| | Payroll, annual (\$1,000) | 45 407 | (D) | 2 364 | (D) | (D) | (D) | (D) | (D) | — | — | |
| 713 | Amusement, gambling & recreation industries | | | | | | | | | | | |
| | Number of employees | 30 610 | (D) | (D) | 3 350 | 8 260 | (D) | (D) | (D) | — | (D) | |
| | Payroll, annual (\$1,000) | 595 295 | (D) | (D) | 67 393 | 149 930 | (D) | (D) | (D) | — | (D) | |
| 72 | ACCOMMODATION & FOOD SERVICES | | | | | | | | | | | |
| | Number of employees | 253 626 | 14 057 | 20 171 | 31 120 | 64 967 | 45 175 | 27 221 | (D) | (D) | (D) | |
| | Payroll, annual (\$1,000) | 4 388 690 | 315 630 | 289 848 | 430 291 | 856 248 | 621 602 | 416 465 | (D) | (D) | (D) | |
| 721 | Accommodation | | | | | | | | | | | |
| | Number of employees | 67 452 | 978 | 1 039 | 2 318 | 4 220 | 4 883 | (D) | (D) | — | (D) | |
| | Payroll, annual (\$1,000) | 1 849 443 | 41 300 | 26 310 | 46 378 | 78 111 | 88 899 | (D) | (D) | — | (D) | |
| 722 | Food services & drinking places | | | | | | | | | | | |
| | Number of employees | 186 174 | 13 079 | 19 132 | 28 802 | 60 747 | 40 292 | (D) | (D) | (D) | — | |
| | Payroll, annual (\$1,000) | 2 539 247 | 274 330 | 263 538 | 383 913 | 778 137 | 532 703 | (D) | (D) | (D) | — | |
| 81 | OTHER SERVICES (EXCEPT PUBLIC ADMINISTRATION) | | | | | | | | | | | |
| | Number of employees | 153 393 | 27 200 | 27 713 | 27 148 | 31 152 | 15 399 | 13 144 | 7 377 | 4 260 | — | |
| | Payroll, annual (\$1,000) | 3 685 272 | 619 406 | 612 337 | 653 015 | 751 289 | 338 332 | 334 092 | 203 305 | 173 496 | — | |
| 811 | Repair & maintenance | | | | | | | | | | | |
| | Number of employees | 38 539 | 8 957 | 8 808 | 7 727 | 6 244 | 2 286 | 1 625 | (D) | (D) | — | |
| | Payroll, annual (\$1,000) | 1 294 277 | 260 535 | 257 146 | 247 129 | 241 863 | 90 990 | 81 512 | (D) | (D) | — | |
| 812 | Personal & laundry services | | | | | | | | | | | |
| | Number of employees | 46 876 | 10 391 | 9 955 | 9 160 | 7 342 | 2 872 | 3 812 | (D) | (D) | — | |
| | Payroll, annual (\$1,000) | 922 037 | 186 270 | 167 860 | 168 846 | 145 154 | 69 405 | 84 124 | (D) | (D) | — | |
| 813 | Religious, grantmaking, civic, prof & like organizations | | | | | | | | | | | |
| | Number of employees | 67 978 | 7 852 | 8 950 | 10 261 | 17 566 | 10 241 | 7 707 | (D) | (D) | — | |
| | Payroll, annual (\$1,000) | 1 468 958 | 172 601 | 187 331 | 237 040 | 364 272 | 177 937 | 168 456 | (D) | (D) | — | |
| 95 | AUXILIARIES (EXC CORPORATE, SUBSIDIARY & REGIONAL MGT) | | | | | | | | | | | |
| | Number of employees | 47 092 | 178 | 392 | 1 099 | 3 103 | 3 649 | 6 766 | 9 484 | 9 509 | 12 912 | |
| | Payroll, annual (\$1,000) | 3 132 710 | 24 224 | 22 132 | 60 669 | 148 791 | 197 166 | 412 928 | 731 838 | 632 694 | 902 268 | |
| 99 | UNCLASSIFIED ESTABLISHMENTS | | | | | | | | | | | |
| | Number of employees | 3 051 | 1 944 | (D) | 200 | (D) | — | — | — | — | — | |
| | Payroll, annual (\$1,000) | 116 780 | 92 415 | (D) | 4 013 | (D) | — | — | — | — | — | |

Note: Employment-size classes are indicated as follows: A—0 to 19; B—20 to 99; C—100 to 249; E—250 to 499; F—500 to 999; G—1,000 to 2,499; H—2,500 to 4,999; I—5,000 to 9,999; J—10,000 to 24,999; K—25,000 to 49,999; L—50,000 to 99,999; M—100,000 or more.

Table 4. The State—Establishments With 1,000 Employees or More by Major Group and Employment-Size Class: 2001

[Excludes most government employees, railroad employees, and self-employed persons. For explanation of terms, abbreviations, and data reliability/comparability, see introductory text]

| NAICS code | Major group | Total number of establishments | Number of establishments by employment-size class | | | |
|--------------|---|--------------------------------|---|----------------|----------------|---------------|
| | | | 1,000 to 1,499 | 1,500 to 2,499 | 2,500 to 4,999 | 5,000 or more |
| | Total | 255 | 115 | 78 | 51 | 11 |
| 22 | Utilities | 2 | 1 | 1 | — | — |
| 221 | Utilities | 2 | 1 | 1 | — | — |
| 23 | Construction | 2 | 1 | — | 1 | — |
| 234 | Heavy construction | 2 | 1 | — | 1 | — |
| 31-33 | Manufacturing | 20 | 11 | 5 | 2 | 2 |
| 311 | Food mfg | 1 | 1 | — | — | — |
| 325 | Chemical mfg | 8 | 3 | 2 | 1 | 2 |
| 326 | Plastics & rubber products mfg | 1 | — | 1 | — | — |
| 332 | Fabricated metal product mfg | 1 | 1 | — | — | — |
| 333 | Machinery mfg | 1 | — | 1 | — | — |
| 334 | Computer & electronic product mfg | 3 | 2 | — | 1 | — |
| 336 | Transportation equipment mfg | 3 | 2 | 1 | — | — |
| 339 | Miscellaneous mfg | 2 | 2 | — | — | — |
| 42 | Wholesale trade | 12 | 7 | 1 | 3 | 1 |
| 421 | Wholesale trade, durable goods | 4 | 3 | 1 | — | — |
| 422 | Wholesale trade, nondurable goods | 8 | 4 | — | 3 | 1 |
| 44-45 | Retail trade | 2 | — | 2 | — | — |
| 454 | Nonstore retailers | 2 | — | 2 | — | — |
| 48-49 | Transportation & warehousing | 9 | — | 2 | 5 | 2 |
| 481 | Air transportation | 1 | — | — | — | 1 |
| 484 | Truck transportation | 2 | — | 2 | — | — |
| 485 | Transit & ground passenger transportation | 2 | — | — | 1 | 1 |
| 492 | Couriers & messengers | 4 | — | — | 4 | — |
| 51 | Information | 19 | 11 | 7 | 1 | — |
| 511 | Publishing industries | 7 | 3 | 3 | 1 | — |
| 513 | Broadcasting & telecommunications | 12 | 8 | 4 | — | — |
| 52 | Finance & insurance | 18 | 9 | 6 | 3 | — |
| 522 | Credit intermediation & related activities | 5 | 4 | — | 1 | — |
| 523 | Security, commodity contracts & like activity | 5 | 3 | 1 | 1 | — |
| 524 | Insurance carriers & related activities | 8 | 2 | 5 | 1 | — |
| 53 | Real estate & rental & leasing | 1 | — | 1 | — | — |
| 532 | Rental & leasing services | 1 | — | 1 | — | — |
| 54 | Professional, scientific & technical services | 18 | 10 | 6 | 2 | — |
| 541 | Professional, scientific & technical services | 18 | 10 | 6 | 2 | — |
| 55 | Management of companies & enterprises | 30 | 15 | 10 | 4 | 1 |
| 551 | Management of companies & enterprises | 30 | 15 | 10 | 4 | 1 |
| 56 | Admin, support, waste mgt, remediation services | 33 | 16 | 9 | 7 | 1 |
| 561 | Administrative & support services | 33 | 16 | 9 | 7 | 1 |
| 61 | Educational services | 9 | 4 | 3 | 1 | 1 |
| 611 | Educational services | 9 | 4 | 3 | 1 | 1 |
| 62 | Health care and social assistance | 62 | 27 | 22 | 12 | 1 |
| 621 | Ambulatory health care services | 3 | — | 3 | — | — |
| 622 | Hospitals | 59 | 27 | 19 | 12 | 1 |
| 71 | Arts, entertainment & recreation | 1 | 1 | — | — | — |
| 713 | Amusement, gambling & recreation industries | 1 | 1 | — | — | — |
| 72 | Accommodation & food services | 11 | — | 1 | 8 | 2 |
| 721 | Accommodation | 11 | — | 1 | 8 | 2 |
| 95 | Auxiliaries (exc corporate, subsidiary & regional mgt) | 6 | 2 | 2 | 2 | — |

Table 5. The State—Employees, Payroll, and Establishments by County: 2001 and 2000

[Excludes most government employees, railroad employees, and self-employed persons. (D) denotes figures withheld to avoid disclosing data for individual companies; the data are included in broader industry totals. For explanation of terms, abbreviations, and data reliability/comparability, see introductory text]

| County | 2001 | | | | 2000 | | | |
|------------------------|--------------------------|---|-------------------|--------------------|--------------------------|---|-------------------|--------------------|
| | Number of establishments | Number of employees for week including March 12 | Payroll (\$1,000) | | Number of establishments | Number of employees for week including March 12 | Payroll (\$1,000) | |
| | | | First quarter | Annual | | | First quarter | Annual |
| Total | 234 558 | 3 622 788 | 39 404 730 | 154 238 653 | 233 559 | 3 548 429 | 36 555 141 | 147 082 234 |
| Atlantic | 6 423 | 119 759 | 854 802 | 3 619 731 | 6 377 | 120 558 | 831 843 | 3 476 074 |
| Bergen | 33 205 | 474 632 | 5 445 801 | 21 591 321 | 33 175 | 469 175 | 5 140 484 | 21 000 288 |
| Burlington | 10 411 | 172 031 | 1 495 627 | 6 229 568 | 10 318 | 173 890 | 1 429 957 | 5 913 819 |
| Camden | 12 528 | 181 069 | 1 457 105 | 6 053 849 | 12 581 | 183 883 | 1 402 343 | 5 867 006 |
| Cape May | 4 012 | 26 099 | 144 614 | 736 381 | 4 020 | 25 945 | 140 538 | 706 369 |
| Cumberland | 2 997 | 44 657 | 320 739 | 1 346 739 | 3 026 | 45 824 | 312 023 | 1 338 079 |
| Essex | 19 748 | 334 071 | 3 530 281 | 13 856 056 | 19 757 | 326 946 | 3 239 493 | 13 231 336 |
| Gloucester | 5 742 | 79 874 | 608 790 | 2 528 146 | 5 644 | 77 776 | 564 097 | 2 365 237 |
| Hudson | 13 471 | 223 542 | 3 003 151 | 10 624 931 | 13 264 | 217 859 | 2 571 764 | 9 937 245 |
| Hunterdon | 3 968 | 44 628 | 486 841 | 1 995 934 | 3 902 | 42 559 | 462 371 | 1 900 864 |
| Mercer | 10 088 | 182 869 | 2 189 323 | 8 062 543 | 9 649 | 174 117 | 1 849 891 | 7 293 913 |
| Middlesex | 20 698 | 402 745 | 4 671 590 | 17 814 430 | 20 598 | 390 067 | 4 366 990 | 17 195 416 |
| Monmouth | 18 699 | 217 824 | 1 969 459 | 8 156 716 | 18 676 | 215 296 | 1 909 308 | 7 876 253 |
| Morris | 17 575 | 310 950 | 4 949 800 | 18 375 633 | 17 561 | 302 307 | 4 627 218 | 17 519 562 |
| Ocean | 11 226 | 113 947 | 734 343 | 3 225 019 | 10 982 | 111 872 | 708 401 | 3 076 067 |
| Passaic | 11 843 | 172 511 | 1 514 177 | 6 189 269 | 11 887 | 170 013 | 1 411 233 | 5 955 408 |
| Salem | 1 338 | 18 584 | 188 260 | 715 224 | 1 297 | 19 021 | 178 692 | 744 274 |
| Somerset | 9 545 | 180 012 | 2 611 275 | 10 125 339 | 9 781 | 175 750 | 2 428 885 | 9 231 790 |
| Sussex | 3 507 | 30 474 | 213 306 | 910 372 | 3 543 | 30 524 | 196 940 | 874 701 |
| Union | 14 709 | 236 325 | 2 560 601 | 10 225 337 | 14 759 | 233 346 | 2 415 930 | 10 070 118 |
| Warren | 2 768 | 31 400 | 274 759 | 1 158 553 | 2 722 | 31 192 | 269 277 | 1 106 405 |
| Statewide | 57 | 24 785 | 180 086 | 697 562 | 40 | 10 509 | 97 463 | 402 010 |

Note: Employment-size classes are indicated as follows: A—0 to 19; B—20 to 99; C—100 to 249; E—250 to 499; F—500 to 999; G—1,000 to 2,499; H—2,500 to 4,999; I—5,000 to 9,999; J—10,000 to 24,999; K—25,000 to 49,999; L—50,000 to 99,999; M—100,000 or more.

Table 6. Counties—Employees, Payroll, and Establishments by Industry: 2001

[Excludes most government employees, railroad employees, and self-employed persons. Size class 1 to 4 includes establishments with payroll, but no employees, during mid-March pay period. (D) denotes figures withheld to avoid disclosing data for individual companies; the data are included in broader industry totals. Detailed industries with 100 or more employees are shown if industry was not a (D). For explanation of terms, abbreviations, and data reliability/comparability, see introductory text]

| NAICS code | Industry | Number of employees for week including March 12 | Payroll (\$1,000) | | Total number of establishments | Number of establishments by employment-size class | | | | | | | | |
|-----------------|---|---|-------------------|------------------|--------------------------------|---|--------------|------------|------------|------------|------------|------------|------------|---------------|
| | | | First quarter | Annual | | 1 to 4 | 5 to 9 | 10 to 19 | 20 to 49 | 50 to 99 | 100 to 249 | 250 to 499 | 500 to 999 | 1,000 or more |
| ATLANTIC | | | | | | | | | | | | | | |
| | Total | 119 759 | 854 802 | 3 619 731 | 6 423 | 3 544 | 1 320 | 771 | 505 | 143 | 100 | 22 | 4 | 14 |
| 11 | Forestry, fishing, hunting, and agriculture support | (B) | (D) | (D) | 7 | 5 | 1 | 1 | — | — | — | — | — | — |
| 21 | Mining | (A) | (D) | (D) | 5 | 4 | 1 | — | — | — | — | — | — | — |
| 22 | Utilities | 789 | 13 239 | 51 581 | 24 | 11 | 1 | 3 | 4 | 2 | 3 | — | — | — |
| 221 | Electric pwr generation, transmsn & distribution ... | (E) | (D) | (D) | 13 | 7 | 1 | 2 | 1 | — | 2 | — | — | — |
| 22112 | Electric pwr transmsn, control & distribution .. | (C) | (D) | (D) | 6 | 3 | 1 | — | — | — | 2 | — | — | — |
| 2212 | Natural gas distribution | (E) | (D) | (D) | 4 | — | — | 1 | 1 | 1 | 1 | — | — | — |
| 22121 | Natural gas distribution | (E) | (D) | (D) | 4 | — | — | 1 | 1 | 1 | 1 | — | — | — |
| 2213 | Water, sewage & other systems | (C) | (D) | (D) | 7 | 4 | — | — | 2 | 1 | — | — | — | — |
| 23 | Construction | 6 372 | 60 773 | 304 217 | 749 | 492 | 130 | 61 | 41 | 13 | 12 | — | — | — |
| 233 | Building, developing & general contracting | 1 390 | 12 626 | 56 898 | 191 | 116 | 45 | 17 | 6 | 6 | 1 | — | — | — |
| 2332 | Residential building construction | 536 | 3 458 | 16 893 | 136 | 96 | 30 | 8 | 2 | — | — | — | — | — |
| 23321 | Single-family housing construction | 476 | 3 049 | 15 039 | 131 | 93 | 30 | 8 | — | — | — | — | — | — |
| 233210 | Single-family housing construction | 476 | 3 049 | 15 039 | 131 | 93 | 30 | 8 | — | — | — | — | — | — |
| 2333 | Nonresidential building construction | (F) | (D) | (D) | 46 | 15 | 13 | 8 | 3 | 6 | 1 | — | — | — |
| 23332 | Commercial & institutional bldg construction .. | 792 | 8 271 | 37 039 | 44 | 14 | 12 | 8 | 3 | 6 | 1 | — | — | — |
| 233320 | Commercial & institutional bldg construction .. | 792 | 8 271 | 37 039 | 44 | 14 | 12 | 8 | 3 | 6 | 1 | — | — | — |
| 234 | Heavy construction | 755 | 7 091 | 41 098 | 35 | 13 | 6 | 7 | 6 | — | 3 | — | — | — |
| 2341 | Highway, street, bridge & tunnel construction ... | 298 | 3 417 | 23 157 | 12 | 4 | 2 | 1 | 4 | — | 1 | — | — | — |
| 23411 | Highway & street construction | 298 | 3 417 | 23 157 | 12 | 4 | 2 | 1 | 4 | — | 1 | — | — | — |
| 234110 | Highway & street construction | 298 | 3 417 | 23 157 | 12 | 4 | 2 | 1 | 4 | — | 1 | — | — | — |
| 2349 | Other heavy construction | 457 | 3 674 | 17 941 | 23 | 9 | 4 | 6 | 2 | — | 2 | — | — | — |
| 23491 | Water, sewer & pipeline construction | 270 | 2 583 | 11 815 | 9 | 1 | 2 | 3 | 2 | — | 1 | — | — | — |
| 234910 | Water, sewer & pipeline construction | 270 | 2 583 | 11 815 | 9 | 1 | 2 | 3 | 2 | — | 1 | — | — | — |
| 23492 | Pwr, communication transmsn line construction | (C) | (D) | (D) | 5 | 4 | — | — | — | — | 1 | — | — | — |
| 235 | Special trade contractors | 4 227 | 41 056 | 206 221 | 523 | 363 | 79 | 37 | 29 | 7 | 8 | — | — | — |
| 2351 | Plumbing, heating & AC contractor | 1 371 | 15 370 | 80 112 | 110 | 74 | 20 | 5 | 4 | 3 | 4 | — | — | — |
| 23511 | Plumbing, heating & AC contractor | 1 371 | 15 370 | 80 112 | 110 | 74 | 20 | 5 | 4 | 3 | 4 | — | — | — |
| 235110 | Plumbing, heating & AC contractor | 1 371 | 15 370 | 80 112 | 110 | 74 | 20 | 5 | 4 | 3 | 4 | — | — | — |
| 2352 | Painting & wall covering contractors | 160 | 1 137 | 6 311 | 42 | 33 | 4 | 4 | 1 | — | — | — | — | — |
| 23521 | Painting & wall covering contractors | 160 | 1 137 | 6 311 | 42 | 33 | 4 | 4 | 1 | — | — | — | — | — |
| 235210 | Painting & wall covering contractors | 160 | 1 137 | 6 311 | 42 | 33 | 4 | 4 | 1 | — | — | — | — | — |
| 2353 | Electrical contractors | 911 | 10 109 | 43 935 | 74 | 45 | 13 | 8 | 4 | 1 | 3 | — | — | — |
| 23531 | Electrical contractors | 911 | 10 109 | 43 935 | 74 | 45 | 13 | 8 | 4 | 1 | 3 | — | — | — |
| 235310 | Electrical contractors | 911 | 10 109 | 43 935 | 74 | 45 | 13 | 8 | 4 | 1 | 3 | — | — | — |
| 2354 | Masonry, drywall, insulation, tile contractors ... | 465 | 3 775 | 16 600 | 59 | 41 | 7 | 5 | 5 | — | 1 | — | — | — |
| 23541 | Masonry & stone contractors | 265 | 2 188 | 9 554 | 31 | 25 | 1 | 3 | 1 | — | 1 | — | — | — |
| 235410 | Masonry & stone contractors | 265 | 2 188 | 9 554 | 31 | 25 | 1 | 3 | 1 | — | 1 | — | — | — |
| 23542 | Drywall, acoustical & insulation contractors ... | 122 | 930 | 3 648 | 17 | 11 | 2 | 1 | 3 | — | — | — | — | — |
| 235420 | Drywall, acoustical & insulation contractors ... | 122 | 930 | 3 648 | 17 | 11 | 2 | 1 | 3 | — | — | — | — | — |
| 2355 | Carpentry & floor contractors | 197 | 1 168 | 5 735 | 64 | 54 | 8 | 1 | — | — | — | — | — | — |
| 23551 | Carpentry contractors | 163 | 898 | 4 333 | 51 | 43 | 7 | — | 1 | — | — | — | — | — |
| 235510 | Carpentry contractors | 163 | 898 | 4 333 | 51 | 43 | 7 | — | 1 | — | — | — | — | — |
| 2356 | Roofing, siding, & sheet metal contractors | 252 | 2 466 | 12 060 | 37 | 29 | 4 | 1 | 1 | 2 | — | — | — | — |
| 23561 | Roofing, siding, & sheet metal contractors ... | 252 | 2 466 | 12 060 | 37 | 29 | 4 | 1 | 1 | 2 | — | — | — | — |
| 235610 | Roofing, siding, & sheet metal contractors ... | 252 | 2 466 | 12 060 | 37 | 29 | 4 | 1 | 1 | 2 | — | — | — | — |
| 2357 | Concrete contractors | 294 | 1 914 | 16 802 | 38 | 18 | 11 | 6 | 2 | 1 | — | — | — | — |
| 23571 | Concrete contractors | 294 | 1 914 | 16 802 | 38 | 18 | 11 | 6 | 2 | 1 | — | — | — | — |
| 235710 | Concrete contractors | 294 | 1 914 | 16 802 | 38 | 18 | 11 | 6 | 2 | 1 | — | — | — | — |
| 2359 | Other special trade contractors | 542 | 4 867 | 23 464 | 94 | 67 | 11 | 5 | 11 | — | — | — | — | — |
| 23593 | Excavation contractors | 161 | 1 204 | 6 001 | 30 | 23 | 3 | 1 | 3 | — | — | — | — | — |
| 235930 | Excavation contractors | 161 | 1 204 | 6 001 | 30 | 23 | 3 | 1 | 3 | — | — | — | — | — |
| 23599 | All other special trade contractors | 190 | 1 206 | 6 066 | 42 | 33 | 4 | 2 | 3 | — | — | — | — | — |
| 235990 | All other special trade contractors | 190 | 1 206 | 6 066 | 42 | 33 | 4 | 2 | 3 | — | — | — | — | — |
| 31-33 | Manufacturing | 4 668 | 35 329 | 143 652 | 159 | 66 | 31 | 23 | 14 | 9 | 14 | 1 | 1 | — |
| 311 | Food mfg | 518 | 2 978 | 13 266 | 27 | 9 | 3 | 8 | 5 | — | 2 | — | — | — |
| 3114 | Fruit & veg preserving & specialty food mfg ... | (C) | (D) | (D) | 3 | 1 | — | — | 1 | — | 1 | — | — | — |
| 31141 | Frozen food mfg | (C) | (D) | (D) | 1 | — | — | — | — | — | 1 | — | — | — |
| 3118 | Bakeries & tortilla mfg | 267 | 1 198 | 5 235 | 15 | 6 | 1 | 5 | 2 | — | 1 | — | — | — |
| 31181 | Bread & bakery product mfg | 267 | 1 198 | 5 235 | 15 | 6 | 1 | 5 | 2 | — | 1 | — | — | — |
| 311812 | Commercial bakeries | 188 | 983 | 4 310 | 9 | 4 | 1 | 2 | 1 | — | 1 | — | — | — |
| 313 | Textile mills | 237 | 2 122 | 7 909 | 3 | — | 1 | — | — | — | 2 | — | — | — |
| 3132 | Fabric mills | (C) | (D) | (D) | 2 | — | — | — | — | — | 2 | — | — | — |
| 31321 | Broadwoven fabric mills | (C) | (D) | (D) | 1 | — | — | — | — | — | 1 | — | — | — |
| 31323 | Nonwoven fabric mills | (C) | (D) | (D) | 1 | — | — | — | — | — | 1 | — | — | — |
| 315 | Apparel manufacturing | (C) | (D) | (D) | 5 | 3 | — | — | 1 | — | 1 | — | — | — |
| 3152 | Cut & sew apparel mfg | (C) | (D) | (D) | 3 | 2 | — | — | — | — | 1 | — | — | — |
| 31521 | Cut & sew apparel contractors | (C) | (D) | (D) | 3 | 2 | — | — | — | — | 1 | — | — | — |
| 321 | Wood product mfg | 174 | 898 | 4 280 | 6 | 1 | 2 | 1 | 1 | — | 1 | — | — | — |
| 3219 | Other wood product mfg | 174 | 898 | 4 280 | 6 | 1 | 2 | 1 | 1 | — | 1 | — | — | — |
| 32191 | Millwork | 125 | 629 | 2 833 | 3 | — | 2 | — | — | — | 1 | — | — | — |
| 323 | Printing & related support activities | 138 | 1 093 | 5 869 | 19 | 11 | 4 | 3 | — | 1 | — | — | — | — |
| 3231 | Printing & related support activities | 138 | 1 093 | 5 869 | 19 | 11 | 4 | 3 | — | 1 | — | — | — | — |
| 32311 | Printing | (C) | (D) | (D) | 17 | 10 | 3 | 3 | — | 1 | — | — | — | — |
| 325 | Chemical mfg | 108 | 1 318 | 4 898 | 5 | 1 | 1 | 1 | 1 | 1 | — | — | — | — |

See footnotes at end of table.

Table 6. Counties—Employees, Payroll, and Establishments by Industry: 2001—Con.

[Excludes most government employees, railroad employees, and self-employed persons. Size class 1 to 4 includes establishments with payroll, but no employees, during mid-March pay period. (D) denotes figures withheld to avoid disclosing data for individual companies; the data are included in broader industry totals. Detailed industries with 100 or more employees are shown if industry was not a (D). For explanation of terms, abbreviations, and data reliability/comparability, see introductory text]

| NAICS code | Industry | Number of employees for week including March 12 | Payroll (\$1,000) | | Total number of establishments | Number of establishments by employment-size class | | | | | | | | |
|---------------------------------|---|---|-------------------|----------------|--------------------------------|---|------------|------------|------------|-----------|------------|------------|------------|---------------|
| | | | First quarter | Annual | | 1 to 4 | 5 to 9 | 10 to 19 | 20 to 49 | 50 to 99 | 100 to 249 | 250 to 499 | 500 to 999 | 1,000 or more |
| ATLANTIC—Con. | | | | | | | | | | | | | | |
| 31-33 Manufacturing—Con. | | | | | | | | | | | | | | |
| 326 | Plastics & rubber products mfg | 1 081 | 7 791 | 30 053 | 8 | 2 | 2 | 1 | — | — | 2 | — | 1 | — |
| 3261 | Plastics product mfg | (G) | (D) | (D) | 7 | 2 | 2 | — | — | — | 2 | — | 1 | — |
| 32616 | Plastics bottle mfg | (C) | (D) | (D) | 2 | — | 1 | — | — | — | 1 | — | — | — |
| 32619 | Other plastics product mfg | (F) | (D) | (D) | 3 | — | 1 | — | — | — | 1 | — | 1 | — |
| 327 | Nonmetallic mineral product mfg | 1 253 | 10 211 | 42 149 | 15 | 4 | 1 | 1 | 2 | 2 | 4 | 1 | — | — |
| 3271 | Clay product & refractory mfg | (F) | (D) | (D) | 2 | — | — | — | — | — | 1 | 1 | — | — |
| 32711 | Pottery, ceramics & plumbing fixture mfg | (F) | (D) | (D) | 2 | — | — | — | — | — | 1 | 1 | — | — |
| 3272 | Glass & glass product mfg | 303 | 2 403 | 9 951 | 5 | 2 | — | 1 | — | — | 2 | — | — | — |
| 32721 | Glass & glass product mfg | 303 | 2 403 | 9 951 | 5 | 2 | — | 1 | — | — | 2 | — | — | — |
| 3273 | Cement & concrete product mfg | (E) | (D) | (D) | 6 | — | 1 | — | 2 | 2 | 1 | — | — | — |
| 32739 | Other concrete product mfg | (C) | (D) | (D) | 3 | — | 1 | — | — | 1 | 1 | — | — | — |
| 332 | Fabricated metal product mfg | 136 | 1 397 | 4 946 | 11 | 5 | 3 | 1 | 1 | 1 | — | — | — | — |
| 333 | Machinery mfg | 164 | 1 845 | 6 033 | 13 | 6 | 3 | 1 | 1 | 2 | — | — | — | — |
| 336 | Transportation equipment mfg | 461 | 3 534 | 13 583 | 10 | 4 | 1 | 2 | — | 1 | 2 | — | — | — |
| 3362 | Motor vehicle body & trailer mfg | (C) | (D) | (D) | 1 | — | — | — | — | — | 1 | — | — | — |
| 33621 | Motor vehicle body & trailer mfg | (C) | (D) | (D) | 1 | — | — | — | — | — | 1 | — | — | — |
| 3366 | Ship & boat building | (E) | (D) | (D) | 8 | 3 | 1 | 2 | — | 1 | 1 | — | — | — |
| 33661 | Ship & boat building | (E) | (D) | (D) | 8 | 3 | 1 | 2 | — | 1 | 1 | — | — | — |
| 336612 | Boat building | 329 | 2 708 | 10 393 | 6 | 3 | — | 1 | — | 1 | 1 | — | — | — |
| 42 | Wholesale trade | 2 680 | 25 062 | 105 184 | 209 | 100 | 53 | 26 | 20 | 6 | 4 | — | — | — |
| 421 | Wholesale trade, durable goods | 1 296 | 12 639 | 53 272 | 117 | 59 | 33 | 15 | 6 | 2 | 2 | — | — | — |
| 4213 | Lumber & other construction materials whse ... | 384 | 3 661 | 16 224 | 10 | 3 | 3 | 1 | 1 | 1 | — | — | — | — |
| 42133 | Roofing, siding & insulation material whse ... | (C) | (D) | (D) | 2 | — | 1 | — | — | — | 1 | — | — | — |
| 42139 | Other construction material whse | (C) | (D) | (D) | 3 | 1 | — | — | 1 | 1 | — | — | — | — |
| 4214 | Professional & commercial equip & supp whse . | 140 | 1 261 | 5 967 | 16 | 9 | 3 | 3 | — | 1 | — | — | — | — |
| 4217 | Hardware, plumb & heating equip & sup whse.. | 133 | 1 265 | 4 820 | 17 | 5 | 10 | 1 | 1 | — | — | — | — | — |
| 4218 | Machinery, equipment & supplies whse | 215 | 2 292 | 9 851 | 26 | 11 | 9 | 4 | 2 | — | — | — | — | — |
| 4219 | Miscellaneous durable goods whse | 302 | 3 244 | 12 085 | 16 | 7 | 4 | 3 | 1 | — | 1 | — | — | — |
| 42199 | Other miscellaneous durable goods whse ... | (C) | (D) | (D) | 4 | 1 | 1 | 1 | — | — | 1 | — | — | — |
| 422 | Wholesale trade, nondurable goods | 1 384 | 12 423 | 51 912 | 92 | 41 | 20 | 11 | 14 | 4 | 2 | — | — | — |
| 4224 | Grocery & related product whse | 497 | 4 735 | 19 615 | 45 | 20 | 9 | 7 | 8 | 1 | — | — | — | — |
| 42245 | Confectionery whse | (C) | (D) | (D) | 3 | — | 1 | 1 | — | 1 | — | — | — | — |
| 42248 | Fresh fruit & vegetable whse | 199 | 1 327 | 6 665 | 16 | 8 | 2 | 1 | 5 | — | — | — | — | — |
| 422480 | Fresh fruit & vegetable whse | 199 | 1 327 | 6 665 | 16 | 8 | 2 | 1 | 5 | — | — | — | — | — |
| 4228 | Beer, wine, distilled alcoholic beverage whse .. | 226 | 3 031 | 12 784 | 5 | 1 | 1 | — | 1 | 1 | 1 | — | — | — |
| 42281 | Beer & ale whse | (C) | (D) | (D) | 2 | — | — | — | — | 1 | 1 | — | — | — |
| 4229 | Miscellaneous nondurable goods whse | 299 | 2 130 | 9 270 | 13 | 4 | 6 | 1 | 1 | — | 1 | — | — | — |
| 42293 | Flower, nursery stock, florists' supplies whse. | (C) | (D) | (D) | 3 | — | 2 | — | — | — | 1 | — | — | — |
| 44-45 | Retail trade | 14 766 | 73 707 | 319 604 | 1 203 | 577 | 263 | 206 | 106 | 27 | 22 | 2 | — | — |
| 441 | Motor vehicle & parts dealers | 1 792 | 13 458 | 59 967 | 96 | 31 | 19 | 20 | 13 | 11 | 2 | — | — | — |
| 4411 | Automobile dealers | 1 056 | 9 451 | 41 413 | 41 | 11 | 6 | 9 | 5 | 8 | 2 | — | — | — |
| 44111 | New car dealers | 993 | 9 164 | 40 110 | 30 | 6 | 1 | 9 | 4 | 8 | 2 | — | — | — |
| 441110 | New car dealers | 993 | 9 164 | 40 110 | 30 | 6 | 1 | 9 | 4 | 8 | 2 | — | — | — |
| 4412 | Other motor vehicle dealers | 298 | 1 939 | 9 636 | 18 | 6 | 3 | 4 | 4 | 1 | — | — | — | — |
| 44122 | Motorcycle & boat & other MV dealers | (E) | (D) | (D) | 17 | 5 | 3 | 4 | 4 | 1 | — | — | — | — |
| 441222 | Boat dealers | 231 | 1 483 | 7 425 | 12 | 4 | 3 | 1 | 3 | 1 | — | — | — | — |
| 4413 | Automotive parts, accessories & tire stores | 438 | 2 068 | 8 918 | 37 | 14 | 10 | 7 | 4 | 2 | — | — | — | — |
| 44131 | Automotive parts, accessories & tire stores .. | 377 | 1 698 | 7 347 | 29 | 12 | 5 | 6 | 4 | 2 | — | — | — | — |
| 441310 | Automotive parts, accessories & tire stores. | 377 | 1 698 | 7 347 | 29 | 12 | 5 | 6 | 4 | 2 | — | — | — | — |
| 442 | Furniture & home furnishing stores | 728 | 5 257 | 21 636 | 56 | 22 | 13 | 13 | 5 | 3 | — | — | — | — |
| 4421 | Furniture stores | 396 | 2 907 | 13 062 | 31 | 13 | 6 | 8 | 3 | 1 | — | — | — | — |
| 44211 | Furniture stores | 396 | 2 907 | 13 062 | 31 | 13 | 6 | 8 | 3 | 1 | — | — | — | — |
| 442110 | Furniture stores | 396 | 2 907 | 13 062 | 31 | 13 | 6 | 8 | 3 | 1 | — | — | — | — |
| 4422 | Home furnishings stores | 332 | 2 350 | 8 574 | 25 | 9 | 7 | 5 | 2 | 2 | — | — | — | — |
| 44221 | Floor covering stores | 140 | 1 592 | 5 184 | 9 | 3 | 1 | 3 | 1 | 1 | — | — | — | — |
| 442210 | Floor covering stores | 140 | 1 592 | 5 184 | 9 | 3 | 1 | 3 | 1 | 1 | — | — | — | — |
| 44229 | Other home furnishings stores | 192 | 758 | 3 390 | 16 | 6 | 6 | 2 | 1 | 1 | — | — | — | — |
| 443 | Electronics & appliance stores | 400 | 2 374 | 8 740 | 48 | 29 | 10 | 7 | — | 1 | 1 | — | — | — |
| 4431 | Electronics & appliance stores | 400 | 2 374 | 8 740 | 48 | 29 | 10 | 7 | — | 1 | 1 | — | — | — |
| 44311 | Appliance, TV & all other electronics stores .. | 321 | 1 888 | 6 928 | 32 | 20 | 6 | 4 | — | 1 | 1 | — | — | — |
| 443112 | Radio, television & other electronics stores. | 271 | 1 411 | 5 413 | 25 | 17 | 5 | 1 | — | 1 | 1 | — | — | — |
| 444 | Bldg material & garden equip & supp dealers | 1 216 | 7 828 | 36 617 | 82 | 36 | 19 | 18 | 5 | 1 | 3 | — | — | — |
| 4441 | Building material & supplies dealers | 1 105 | 7 400 | 33 880 | 67 | 28 | 17 | 15 | 3 | 1 | 3 | — | — | — |
| 44411 | Home centers | (E) | (D) | (D) | 4 | — | 1 | — | — | — | 2 | — | — | — |
| 44419 | Other building material dealers | 557 | 4 506 | 20 737 | 39 | 12 | 12 | 10 | 3 | 1 | 1 | — | — | — |
| 444190 | Other building material dealers | 557 | 4 506 | 20 737 | 39 | 12 | 12 | 10 | 3 | 1 | 1 | — | — | — |
| 4442 | Lawn & garden equip & supplies stores | 111 | 428 | 2 737 | 15 | 8 | 2 | 3 | 2 | — | — | — | — | — |
| 44422 | Nursery & garden centers | (C) | (D) | (D) | 13 | 6 | 2 | 3 | 2 | — | — | — | — | — |

See footnotes at end of table.

Table 6. Counties—Employees, Payroll, and Establishments by Industry: 2001—Con.

[Excludes most government employees, railroad employees, and self-employed persons. Size class 1 to 4 includes establishments with payroll, but no employees, during mid-March pay period. (D) denotes figures withheld to avoid disclosing data for individual companies; the data are included in broader industry totals. Detailed industries with 100 or more employees are shown if industry was not a (D). For explanation of terms, abbreviations, and data reliability/comparability, see introductory text]

| NAICS code | Industry | Number of employees for week including March 12 | Payroll (\$1,000) | | Total number of establishments | Number of establishments by employment-size class | | | | | | | | | |
|--------------------------------|--|---|-------------------|---------------|--------------------------------|---|-----------|----------|-----------|----------|------------|------------|------------|---------------|--|
| | | | First quarter | Annual | | 1 to 4 | 5 to 9 | 10 to 19 | 20 to 49 | 50 to 99 | 100 to 249 | 250 to 499 | 500 to 999 | 1,000 or more | |
| | | | | | | | | | | | | | | | |
| ATLANTIC—Con. | | | | | | | | | | | | | | | |
| 44-45 Retail trade—Con. | | | | | | | | | | | | | | | |
| 445 | Food & beverage stores | 3 588 | 15 631 | 68 611 | 248 | 118 | 48 | 41 | 28 | 4 | 9 | — | — | — | |
| 4451 | Grocery stores | 3 031 | 13 366 | 58 286 | 141 | 50 | 27 | 28 | 23 | 4 | 9 | — | — | — | |
| 44511 | Grocery (except convenience) stores | 2 313 | 10 661 | 46 115 | 71 | 25 | 12 | 11 | 10 | 4 | 9 | — | — | — | |
| 445110 | Grocery (except convenience) stores | 2 313 | 10 661 | 46 115 | 71 | 25 | 12 | 11 | 10 | 4 | 9 | — | — | — | |
| 44512 | Convenience stores | 718 | 2 705 | 12 171 | 70 | 25 | 15 | 17 | 13 | — | — | — | — | — | |
| 445120 | Convenience stores | 718 | 2 705 | 12 171 | 70 | 25 | 15 | 17 | 13 | — | — | — | — | — | |
| 4452 | Specialty food stores | 219 | 882 | 4 359 | 48 | 34 | 8 | 4 | 2 | — | — | — | — | — | |
| 44529 | Other specialty food stores | 139 | 666 | 3 319 | 29 | 19 | 6 | 3 | 1 | — | — | — | — | — | |
| 4453 | Beer, wine & liquor stores | 338 | 1 383 | 5 966 | 59 | 34 | 13 | 9 | 3 | — | — | — | — | — | |
| 44531 | Beer, wine & liquor stores | 338 | 1 383 | 5 966 | 59 | 34 | 13 | 9 | 3 | — | — | — | — | — | |
| 445310 | Beer, wine & liquor stores | 338 | 1 383 | 5 966 | 59 | 34 | 13 | 9 | 3 | — | — | — | — | — | |
| 446 | Health & personal care stores | 1 004 | 5 058 | 21 285 | 92 | 41 | 12 | 19 | 19 | 1 | — | — | — | — | |
| 4461 | Health & personal care stores | 1 004 | 5 058 | 21 285 | 92 | 41 | 12 | 19 | 19 | 1 | — | — | — | — | |
| 44611 | Pharmacies & drug stores | 736 | 3 825 | 15 816 | 40 | 6 | 4 | 12 | 17 | 1 | — | — | — | — | |
| 446110 | Pharmacies & drug stores | 736 | 3 825 | 15 816 | 40 | 6 | 4 | 12 | 17 | 1 | — | — | — | — | |
| 44619 | Other health & personal care stores | 131 | 678 | 3 070 | 24 | 14 | 4 | 6 | — | — | — | — | — | — | |
| 447 | Gasoline stations | 673 | 2 372 | 9 641 | 83 | 38 | 19 | 19 | 7 | — | — | — | — | — | |
| 4471 | Gasoline stations | 673 | 2 372 | 9 641 | 83 | 38 | 19 | 19 | 7 | — | — | — | — | — | |
| 44711 | Gasoline stations with convenience stores | 261 | 912 | 3 765 | 23 | 7 | 6 | 7 | 3 | — | — | — | — | — | |
| 447110 | Gasoline stations with convenience stores | 261 | 912 | 3 765 | 23 | 7 | 6 | 7 | 3 | — | — | — | — | — | |
| 44719 | Other gasoline stations | 412 | 1 460 | 5 876 | 60 | 31 | 13 | 12 | 4 | — | — | — | — | — | |
| 447190 | Other gasoline stations | 412 | 1 460 | 5 876 | 60 | 31 | 13 | 12 | 4 | — | — | — | — | — | |
| 448 | Clothing & clothing accessories stores | 1 714 | 6 160 | 26 967 | 251 | 130 | 70 | 37 | 13 | 1 | — | — | — | — | |
| 4481 | Clothing stores | 1 234 | 3 814 | 17 367 | 148 | 74 | 30 | 32 | 11 | 1 | — | — | — | — | |
| 44811 | Men's clothing stores | 110 | 429 | 1 887 | 19 | 11 | 4 | 4 | — | — | — | — | — | — | |
| 448110 | Men's clothing stores | 110 | 429 | 1 887 | 19 | 11 | 4 | 4 | — | — | — | — | — | — | |
| 44812 | Women's clothing stores | 479 | 1 359 | 6 396 | 63 | 26 | 15 | 20 | 2 | — | — | — | — | — | |
| 448120 | Women's clothing stores | 479 | 1 359 | 6 396 | 63 | 26 | 15 | 20 | 2 | — | — | — | — | — | |
| 44813 | Children's & infants' clothing stores | 124 | 340 | 1 488 | 13 | 7 | 2 | 2 | 2 | — | — | — | — | — | |
| 448130 | Children's & infants' clothing stores | 124 | 340 | 1 488 | 13 | 7 | 2 | 2 | 2 | — | — | — | — | — | |
| 44814 | Family clothing stores | 382 | 1 194 | 5 412 | 27 | 14 | 3 | 4 | 5 | 1 | — | — | — | — | |
| 448140 | Family clothing stores | 382 | 1 194 | 5 412 | 27 | 14 | 3 | 4 | 5 | 1 | — | — | — | — | |
| 4482 | Shoe stores | 272 | 966 | 4 260 | 45 | 14 | 27 | 2 | 2 | — | — | — | — | — | |
| 44821 | Shoe stores | 272 | 966 | 4 260 | 45 | 14 | 27 | 2 | 2 | — | — | — | — | — | |
| 448210 | Shoe stores | 272 | 966 | 4 260 | 45 | 14 | 27 | 2 | 2 | — | — | — | — | — | |
| 4483 | Jewelry, luggage & leather goods stores | 208 | 1 380 | 5 340 | 58 | 42 | 13 | 3 | — | — | — | — | — | — | |
| 44831 | Jewelry stores | (C) | (D) | (D) | 57 | 41 | 13 | 3 | — | — | — | — | — | — | |
| 451 | Sporting goods, hobby, book & music stores | 469 | 1 727 | 7 238 | 51 | 26 | 14 | 5 | 4 | 2 | — | — | — | — | |
| 4511 | Sporting goods, hobby, musical instrument stores | 341 | 1 271 | 5 322 | 33 | 19 | 6 | 3 | 3 | 2 | — | — | — | — | |
| 45111 | Sporting goods stores | 115 | 516 | 2 240 | 17 | 12 | 3 | — | 1 | 1 | — | — | — | — | |
| 451110 | Sporting goods stores | 115 | 516 | 2 240 | 17 | 12 | 3 | — | 1 | 1 | — | — | — | — | |
| 45112 | Hobby, toy & game stores | 200 | 691 | 2 790 | 12 | 5 | 2 | 2 | 2 | 1 | — | — | — | — | |
| 451120 | Hobby, toy & game stores | 200 | 691 | 2 790 | 12 | 5 | 2 | 2 | 2 | 1 | — | — | — | — | |
| 4512 | Book, periodical & music stores | 128 | 456 | 1 916 | 18 | 7 | 8 | 2 | 1 | — | — | — | — | — | |
| 452 | General merchandise stores | 2 242 | 9 518 | 40 082 | 44 | 17 | 7 | 6 | 2 | 3 | 7 | 2 | — | — | |
| 4521 | Department stores | 1 814 | 7 816 | 32 998 | 12 | 2 | — | — | — | 2 | 6 | 2 | — | — | |
| 45211 | Department stores | 1 814 | 7 816 | 32 998 | 12 | 2 | — | — | — | 2 | 6 | 2 | — | — | |
| 452110 | Department stores | 1 814 | 7 816 | 32 998 | 12 | 2 | — | — | — | 2 | 6 | 2 | — | — | |
| 4529 | Other general merchandise stores | 428 | 1 702 | 7 084 | 32 | 15 | 7 | 6 | 2 | 1 | 1 | — | — | — | |
| 45291 | Warehouse clubs & superstores | (C) | (D) | (D) | 2 | — | — | — | — | 1 | 1 | — | — | — | |
| 45299 | All other general merchandise stores | (C) | (D) | (D) | 30 | 15 | 7 | 6 | 2 | — | — | — | — | — | |
| 453 | Miscellaneous store retailers | 691 | 2 309 | 10 179 | 118 | 69 | 27 | 16 | 6 | — | — | — | — | — | |
| 4531 | Florists | 133 | 531 | 2 178 | 23 | 12 | 6 | 4 | 1 | — | — | — | — | — | |
| 45311 | Florists | 133 | 531 | 2 178 | 23 | 12 | 6 | 4 | 1 | — | — | — | — | — | |
| 453110 | Florists | 133 | 531 | 2 178 | 23 | 12 | 6 | 4 | 1 | — | — | — | — | — | |
| 4532 | Office supplies, stationery & gift stores | 395 | 1 200 | 5 048 | 61 | 36 | 13 | 8 | 4 | — | — | — | — | — | |
| 45322 | Gift, novelty & souvenir stores | 305 | 878 | 3 778 | 54 | 33 | 12 | 7 | 2 | — | — | — | — | — | |
| 453220 | Gift, novelty & souvenir stores | 305 | 878 | 3 778 | 54 | 33 | 12 | 7 | 2 | — | — | — | — | — | |
| 4539 | Other miscellaneous store retailers | 125 | 482 | 2 452 | 28 | 18 | 7 | 2 | 1 | — | — | — | — | — | |
| 454 | Nonstore retailers | 249 | 2 015 | 8 641 | 34 | 20 | 5 | 5 | 4 | — | — | — | — | — | |
| 4543 | Direct selling establishments | 170 | 1 420 | 5 721 | 26 | 16 | 4 | 4 | 2 | — | — | — | — | — | |
| 45431 | Fuel dealers | 136 | 1 268 | 4 841 | 18 | 10 | 3 | 4 | 1 | — | — | — | — | — | |
| 48-49 | Transportation & warehousing | 2 331 | 16 272 | 69 755 | 142 | 79 | 34 | 9 | 12 | 3 | 3 | 2 | — | — | |
| 481 | Air transportation | 253 | 2 417 | 10 398 | 5 | — | 1 | — | 3 | — | 1 | — | — | — | |
| 4811 | Scheduled air transportation | (C) | (D) | (D) | 2 | — | 1 | — | — | — | 1 | — | — | — | |
| 48111 | Scheduled air transportation | (C) | (D) | (D) | 2 | — | 1 | — | — | — | 1 | — | — | — | |
| 4812 | Nonscheduled air transportation | (C) | (D) | (D) | 3 | — | — | — | 3 | — | — | — | — | — | |
| 48121 | Nonscheduled air transportation | (C) | (D) | (D) | 3 | — | — | — | 3 | — | — | — | — | — | |
| 484 | Truck transportation | 372 | 2 924 | 13 244 | 75 | 50 | 18 | 4 | 3 | — | — | — | — | — | |
| 4841 | General freight trucking | 110 | 1 200 | 4 414 | 29 | 24 | 3 | 1 | 1 | — | — | — | — | — | |
| 4842 | Specialized freight trucking | 262 | 1 724 | 8 830 | 46 | 26 | 15 | 3 | 2 | — | — | — | — | — | |
| 48421 | Used household & office goods moving | 108 | 460 | 2 216 | 12 | 4 | 5 | 2 | 1 | — | — | — | — | — | |
| 484210 | Used household & office goods moving | 108 | 460 | 2 216 | 12 | 4 | 5 | 2 | 1 | — | — | — | — | — | |
| 48422 | Specialized freight (exc used) trucking, local | 111 | 738 | 4 444 | 24 | 16 | 7 | — | 1 | — | — | — | — | — | |
| 484220 | Specialized freight (exc used) trucking, local | 111 | 738 | 4 444 | 24 | 16 | 7 | — | 1 | — | — | — | — | — | |

See footnotes at end of table.

Table 6. Counties—Employees, Payroll, and Establishments by Industry: 2001—Con.

[Excludes most government employees, railroad employees, and self-employed persons. Size class 1 to 4 includes establishments with payroll, but no employees, during mid-March pay period. (D) denotes figures withheld to avoid disclosing data for individual companies; the data are included in broader industry totals. Detailed industries with 100 or more employees are shown if industry was not a (D). For explanation of terms, abbreviations, and data reliability/comparability, see introductory text]

| NAICS code | Industry | Number of employees for week including March 12 | Payroll (\$1,000) | | Total number of establishments | Number of establishments by employment-size class | | | | | | | | |
|--|--|---|-------------------|----------------|--------------------------------|---|-----------|-----------|-----------|----------|------------|------------|------------|---------------|
| | | | First quarter | Annual | | 1 to 4 | 5 to 9 | 10 to 19 | 20 to 49 | 50 to 99 | 100 to 249 | 250 to 499 | 500 to 999 | 1,000 or more |
| ATLANTIC—Con. | | | | | | | | | | | | | | |
| 48-49 Transportation & warehousing—Con. | | | | | | | | | | | | | | |
| 485 | Transit & ground passenger transportation | 988 | 4 393 | 17 698 | 29 | 13 | 9 | 1 | 2 | 1 | 2 | 1 | — | — |
| 4852 | Interurban & rural bus transportation | (C) | (D) | (D) | 2 | — | — | — | 1 | — | 1 | — | — | — |
| 48521 | Interurban & rural bus transportation | (C) | (D) | (D) | 2 | — | — | — | 1 | — | 1 | — | — | — |
| 4853 | Taxi & limousine service | 346 | 1 516 | 6 122 | 20 | 9 | 8 | 1 | — | 1 | 1 | — | — | — |
| 48532 | Limousine service | 304 | 1 413 | 5 681 | 9 | 3 | 3 | 1 | — | 1 | 1 | — | — | — |
| 485320 | Limousine service | 304 | 1 413 | 5 681 | 9 | 3 | 3 | 1 | — | 1 | 1 | — | — | — |
| 4854 | School & employee bus transportation | (E) | (D) | (D) | 2 | 1 | — | — | — | — | — | 1 | — | — |
| 48541 | School & employee bus transportation | (E) | (D) | (D) | 2 | 1 | — | — | — | — | (D) | 1 | — | — |
| 488 | Transportation support activities | 524 | 5 035 | 21 909 | 18 | 9 | 3 | 2 | 2 | 1 | — | 1 | — | — |
| 4884 | Road transportation support activities | 418 | 3 817 | 16 380 | 9 | 4 | 1 | 2 | 1 | — | — | 1 | — | — |
| 48849 | Other road transportation support activities | (E) | (D) | (D) | 3 | 1 | — | 1 | — | — | — | 1 | — | — |
| 492 | Couriers & messengers | (C) | (D) | (D) | 8 | 1 | 3 | 1 | 2 | 1 | — | — | — | — |
| 4921 | Couriers | 154 | 1 244 | 4 897 | 5 | — | 2 | 1 | 1 | 1 | — | — | — | — |
| 49211 | Couriers | 154 | 1 244 | 4 897 | 5 | — | 2 | 1 | 1 | 1 | — | — | — | — |
| 492110 | Couriers | 154 | 1 244 | 4 897 | 5 | — | 2 | 1 | 1 | 1 | — | — | — | — |
| 51 | Information | 1 603 | 15 148 | 58 751 | 67 | 34 | 9 | 8 | 9 | 3 | 3 | 1 | — | — |
| 511 | Publishing industries | 461 | 5 273 | 19 591 | 12 | 5 | 2 | 1 | 2 | — | 2 | — | — | — |
| 5111 | Newspaper, periodical, book, database publishers | 461 | 5 273 | 19 591 | 12 | 5 | 2 | 1 | 2 | — | 2 | — | — | — |
| 51111 | Newspaper publishers | (E) | (D) | (D) | 7 | 2 | 2 | — | 1 | — | 2 | — | — | — |
| 513 | Broadcasting & telecommunications | 1 009 | 9 242 | 36 705 | 41 | 21 | 6 | 4 | 5 | 3 | 1 | 1 | — | — |
| 5131 | Radio & television broadcasting | (C) | (D) | (D) | 3 | — | — | 1 | — | 2 | — | — | — | — |
| 51311 | Radio broadcasting | (C) | (D) | (D) | 3 | — | — | 1 | — | 2 | — | — | — | — |
| 5132 | Cable networks & program distribution | (E) | (D) | (D) | 2 | 1 | — | — | — | — | — | 1 | — | — |
| 51322 | Cable & other program distribution | (E) | (D) | (D) | 2 | 1 | — | — | — | — | — | 1 | — | — |
| 5133 | Telecommunications | 551 | 6 964 | 26 960 | 36 | 20 | 6 | 3 | 5 | 1 | 1 | — | — | — |
| 51331 | Wired telecommunications carriers | (E) | (D) | (D) | 28 | 17 | 4 | 1 | 4 | 1 | 1 | — | — | — |
| 52 | Finance & insurance | 2 682 | 28 626 | 110 736 | 268 | 126 | 70 | 31 | 34 | 7 | — | — | — | — |
| 522 | Credit intermediation & related activities | 1 497 | 9 685 | 42 622 | 140 | 46 | 52 | 18 | 22 | 2 | — | — | — | — |
| 5221 | Depository credit intermediation | 1 271 | 7 554 | 31 786 | 104 | 25 | 42 | 15 | 20 | 2 | — | — | — | — |
| 52211 | Commercial banking | 1 098 | 6 180 | 26 213 | 82 | 15 | 36 | 12 | 17 | 2 | — | — | — | — |
| 522110 | Commercial banking | 1 098 | 6 180 | 26 213 | 82 | 15 | 36 | 12 | 17 | 2 | — | — | — | — |
| 5222 | Nondepository credit intermediation | 148 | 1 428 | 7 162 | 27 | 17 | 8 | 1 | 1 | — | — | — | — | — |
| 52229 | Other nondepository credit intermediation | (C) | (D) | (D) | 24 | 14 | 8 | 1 | 1 | — | — | — | — | — |
| 523 | Security, commodity contracts & like activity | 287 | 9 523 | 29 968 | 39 | 31 | 1 | 1 | 6 | — | — | — | — | — |
| 5231 | Scrtly & comdty contracts intermed & brokerage | (E) | (D) | (D) | 26 | 19 | — | 1 | 6 | — | — | — | — | — |
| 52312 | Securities brokerage | 248 | 9 070 | 27 830 | 23 | 17 | — | — | 6 | — | — | — | — | — |
| 523120 | Securities brokerage | 248 | 9 070 | 27 830 | 23 | 17 | — | — | 6 | — | — | — | — | — |
| 524 | Insurance carriers & related activities | 898 | 9 418 | 38 146 | 89 | 49 | 17 | 12 | 6 | 5 | — | — | — | — |
| 5241 | Insurance carriers | 249 | 2 873 | 10 648 | 15 | 4 | 3 | 4 | 2 | 2 | — | — | — | — |
| 52411 | Direct life, health, medical insurance carriers | (C) | (D) | (D) | 11 | 3 | 2 | 3 | 2 | 1 | — | — | — | — |
| 5242 | Agencies & other insurance related activities | 649 | 6 545 | 27 498 | 74 | 45 | 14 | 8 | 4 | 3 | — | — | — | — |
| 52421 | Insurance agencies & brokerages | 444 | 4 862 | 19 834 | 62 | 39 | 12 | 6 | 3 | 2 | — | — | — | — |
| 524210 | Insurance agencies & brokerages | 444 | 4 862 | 19 834 | 62 | 39 | 12 | 6 | 3 | 2 | — | — | — | — |
| 52429 | Other insurance related activities | 205 | 1 683 | 7 664 | 12 | 6 | 2 | 2 | 1 | 1 | — | — | — | — |
| 524292 | Insurance & pension funds, third party admin | 174 | 1 453 | 6 684 | 6 | 2 | 1 | 1 | 1 | 1 | — | — | — | — |
| 53 | Real estate & rental & leasing | 2 336 | 10 957 | 50 643 | 283 | 173 | 77 | 22 | 7 | 2 | — | 1 | 1 | — |
| 531 | Real estate | 1 939 | 8 828 | 40 876 | 233 | 147 | 62 | 16 | 5 | 1 | — | 1 | 1 | — |
| 5311 | Lessors of real estate | 1 121 | 4 109 | 18 415 | 108 | 60 | 37 | 8 | 2 | — | — | — | 1 | — |
| 53111 | Lessors of residential buildings & dwellings | 323 | 1 643 | 7 085 | 62 | 28 | 28 | 5 | 1 | — | — | — | — | — |
| 531110 | Lessors of residential buildings & dwellings | 323 | 1 643 | 7 085 | 62 | 28 | 28 | 5 | 1 | — | — | — | — | — |
| 53112 | Lessors of nonres bldg (exc minwarehouses) | 709 | 1 853 | 8 732 | 26 | 17 | 6 | 1 | 1 | — | — | — | 1 | — |
| 531120 | Lessors of nonres bldg (exc minwarehouses) | 709 | 1 853 | 8 732 | 26 | 17 | 6 | 1 | 1 | — | — | — | 1 | — |
| 5312 | Offices of real estate agents & brokers | 493 | 2 929 | 13 510 | 72 | 54 | 13 | 4 | — | — | — | 1 | — | — |
| 53121 | Offices of real estate agents & brokers | 493 | 2 929 | 13 510 | 72 | 54 | 13 | 4 | — | — | — | 1 | — | — |
| 531210 | Offices of real estate agents & brokers | 493 | 2 929 | 13 510 | 72 | 54 | 13 | 4 | — | — | — | 1 | — | — |
| 5313 | Activities related to real estate | 325 | 1 790 | 8 951 | 53 | 33 | 12 | 4 | 3 | 1 | — | — | — | — |
| 53131 | Real estate property managers | 201 | 1 329 | 6 585 | 34 | 20 | 8 | 3 | 3 | — | — | — | — | — |
| 531311 | Residential property managers | 132 | 904 | 4 207 | 23 | 14 | 5 | 2 | 2 | — | — | — | — | — |
| 532 | Rental & leasing services | (E) | (D) | (D) | 49 | 25 | 15 | 6 | 2 | 1 | — | — | — | — |
| 5322 | Consumer goods rental | 211 | 748 | 3 073 | 24 | 15 | 5 | 3 | — | 1 | — | — | — | — |
| 53223 | Video tape & disc rental | 137 | 289 | 1 146 | 11 | 8 | 1 | 1 | — | 1 | — | — | — | — |
| 532230 | Video tape & disc rental | 137 | 289 | 1 146 | 11 | 8 | 1 | 1 | — | 1 | — | — | — | — |

See footnotes at end of table.

Table 6. Counties—Employees, Payroll, and Establishments by Industry: 2001—Con.

[Excludes most government employees, railroad employees, and self-employed persons. Size class 1 to 4 includes establishments with payroll, but no employees, during mid-March pay period. (D) denotes figures withheld to avoid disclosing data for individual companies; the data are included in broader industry totals. Detailed industries with 100 or more employees are shown if industry was not a (D). For explanation of terms, abbreviations, and data reliability/comparability, see introductory text]

| NAICS code | Industry | Number of employees for week including March 12 | Payroll (\$1,000) | | Total number of establishments | Number of establishments by employment-size class | | | | | | | | | |
|----------------------|--|---|-------------------|----------------|--------------------------------|---|------------|------------|-----------|-----------|------------|------------|------------|---------------|--|
| | | | First quarter | Annual | | 1 to 4 | 5 to 9 | 10 to 19 | 20 to 49 | 50 to 99 | 100 to 249 | 250 to 499 | 500 to 999 | 1,000 or more | |
| ATLANTIC—Con. | | | | | | | | | | | | | | | |
| 54 | Professional, scientific & technical services | 5 490 | 56 281 | 248 997 | 600 | 388 | 100 | 61 | 32 | 7 | 10 | 2 | — | — | |
| 541 | Professional, scientific & technical services | 5 490 | 56 281 | 248 997 | 600 | 388 | 100 | 61 | 32 | 7 | 10 | 2 | — | — | |
| 5411 | Legal services | 1 056 | 13 323 | 61 224 | 204 | 146 | 31 | 20 | 6 | — | 1 | — | — | — | |
| 54111 | Offices of lawyers | (G) | (D) | (D) | 199 | 145 | 30 | 17 | 6 | — | 1 | — | — | — | |
| 5412 | Accounting, tax prep, bookkeep, payroll services | 768 | 5 032 | 18 754 | 84 | 53 | 14 | 12 | 4 | — | — | 1 | — | — | |
| 54121 | Accounting, tax prep, bookkeep, payroll services | 768 | 5 032 | 18 754 | 84 | 53 | 14 | 12 | 4 | — | — | 1 | — | — | |
| 541211 | Offices of certified public accountants | 284 | 2 637 | 10 978 | 51 | 34 | 9 | 6 | 2 | — | — | — | — | — | |
| 541219 | Other accounting services | 119 | 968 | 3 951 | 20 | 13 | 3 | 1 | — | — | — | — | — | — | |
| 5413 | Architectural, engineering & related services | 1 151 | 14 335 | 59 364 | 95 | 51 | 21 | 10 | 8 | 2 | 3 | — | — | — | |
| 54133 | Engineering services | 940 | 12 008 | 48 851 | 54 | 23 | 12 | 8 | 7 | 1 | 3 | — | — | — | |
| 541330 | Engineering services | 940 | 12 008 | 48 851 | 54 | 23 | 12 | 8 | 7 | 1 | 3 | — | — | — | |
| 5414 | Specialized design services | 263 | 3 114 | 12 080 | 21 | 13 | 3 | 4 | — | — | 1 | — | — | — | |
| 54143 | Graphic design services | 229 | 2 932 | 11 317 | 10 | 4 | 2 | 3 | — | — | 1 | — | — | — | |
| 541430 | Graphic design services | 229 | 2 932 | 11 317 | 10 | 4 | 2 | 3 | — | — | 1 | — | — | — | |
| 5415 | Computer systems design & related services | 1 134 | 13 620 | 65 007 | 59 | 39 | 4 | 5 | 3 | 4 | 3 | 1 | — | — | |
| 54151 | Computer systems design & related services | 1 134 | 13 620 | 65 007 | 59 | 39 | 4 | 5 | 3 | 4 | 3 | 1 | — | — | |
| 541511 | Custom computer programming services | 721 | 8 369 | 41 086 | 27 | 17 | 1 | 3 | 1 | 2 | 2 | 1 | — | — | |
| 541512 | Computer systems design services | 241 | 3 276 | 16 799 | 19 | 12 | 3 | 1 | 2 | — | — | — | — | — | |
| 5416 | Management, sci & tech consulting services | 465 | 2 377 | 11 751 | 59 | 45 | 8 | 2 | 2 | 1 | 1 | — | — | — | |
| 54161 | Management consulting services | 397 | 1 829 | 9 359 | 43 | 33 | 6 | 1 | 1 | 1 | 1 | — | — | — | |
| 541611 | Admin & gen management consulting services | 104 | 742 | 3 231 | 19 | 16 | 2 | — | — | 1 | — | — | — | — | |
| 541613 | Marketing consulting services | 266 | 755 | 3 552 | 9 | 4 | 2 | 1 | 1 | — | 1 | — | — | — | |
| 5417 | Scientific R&D services | 205 | 1 668 | 7 476 | 8 | 3 | 1 | 1 | 2 | — | 1 | — | — | — | |
| 54171 | R&D in physical, engineering & life sciences | 205 | 1 668 | 7 476 | 8 | 3 | 1 | 1 | 2 | — | 1 | — | — | — | |
| 541710 | R&D in physical, engineering & life sciences | 205 | 1 668 | 7 476 | 8 | 3 | 1 | 1 | 2 | — | 1 | — | — | — | |
| 5418 | Advertising & related services | 187 | 1 747 | 8 202 | 29 | 19 | 3 | 3 | 4 | — | — | — | — | — | |
| 5419 | Oth professional, scientific, technical services | 261 | 1 065 | 5 139 | 41 | 19 | 15 | 4 | 3 | — | — | — | — | — | |
| 54194 | Veterinary services | 152 | 647 | 3 118 | 16 | 3 | 8 | 3 | 2 | — | — | — | — | — | |
| 541940 | Veterinary services | 152 | 647 | 3 118 | 16 | 3 | 8 | 3 | 2 | — | — | — | — | — | |
| 55 | Management of companies & enterprises | 614 | 8 960 | 34 830 | 20 | 8 | 4 | 2 | 4 | 1 | — | 1 | — | — | |
| 551 | Management of companies & enterprises | 614 | 8 960 | 34 830 | 20 | 8 | 4 | 2 | 4 | 1 | — | 1 | — | — | |
| 5511 | Management of companies & enterprises | 614 | 8 960 | 34 830 | 20 | 8 | 4 | 2 | 4 | 1 | — | 1 | — | — | |
| 55111 | Management of companies & enterprises | 614 | 8 960 | 34 830 | 20 | 8 | 4 | 2 | 4 | 1 | — | 1 | — | — | |
| 56 | Admin, support, waste mgt, remediation services | 4 837 | 21 552 | 90 594 | 340 | 222 | 59 | 18 | 20 | 11 | 5 | 5 | — | — | |
| 561 | Administrative & support services | 4 754 | 20 900 | 87 379 | 333 | 217 | 59 | 18 | 18 | 11 | 5 | 5 | — | — | |
| 5611 | Office administrative services | 924 | 5 785 | 23 505 | 27 | 12 | 4 | 3 | 4 | 2 | 1 | 1 | — | — | |
| 56111 | Office administrative services | 924 | 5 785 | 23 505 | 27 | 12 | 4 | 3 | 4 | 2 | 1 | 1 | — | — | |
| 561110 | Office administrative services | 924 | 5 785 | 23 505 | 27 | 12 | 4 | 3 | 4 | 2 | 1 | 1 | — | — | |
| 5613 | Employment services | 772 | 5 020 | 18 830 | 16 | 6 | 2 | — | 2 | 4 | 1 | 1 | — | — | |
| 56132 | Temporary help services | (E) | (D) | (D) | 10 | 1 | 2 | — | 2 | 4 | 1 | — | — | — | |
| 56133 | Employee leasing services | (E) | (D) | (D) | 1 | — | — | — | — | — | — | 1 | — | — | |
| 5614 | Business support services | 264 | 1 386 | 6 630 | 22 | 11 | 6 | 2 | 2 | — | 1 | — | — | — | |
| 56142 | Telephone call centers | (C) | (D) | (D) | 4 | 2 | — | — | 1 | — | 1 | — | — | — | |
| 5615 | Travel arrangement & reservation services | (C) | (D) | (D) | 35 | 22 | 12 | 1 | — | — | — | — | — | — | |
| 5616 | Investigation & security services | 973 | 3 542 | 12 715 | 19 | 6 | 4 | — | 3 | 3 | 2 | 1 | — | — | |
| 56161 | Investigation, guard & armored car services | 905 | 3 227 | 11 401 | 14 | 4 | 2 | — | 3 | 2 | 2 | 1 | — | — | |
| 561612 | Security guards & patrol services | 754 | 2 341 | 9 847 | 8 | 1 | 1 | — | 2 | 2 | 1 | 1 | — | — | |
| 5617 | Services to buildings & dwellings | 722 | 2 326 | 14 004 | 193 | 149 | 27 | 10 | 7 | — | — | — | — | — | |
| 56172 | Janitorial services | 327 | 1 011 | 4 329 | 49 | 30 | 9 | 5 | 5 | — | — | — | — | — | |
| 561720 | Janitorial services | 327 | 1 011 | 4 329 | 49 | 30 | 9 | 5 | 5 | — | — | — | — | — | |
| 56173 | Landscaping services | 288 | 768 | 6 921 | 117 | 99 | 13 | 4 | 1 | — | — | — | — | — | |
| 561730 | Landscaping services | 288 | 768 | 6 921 | 117 | 99 | 13 | 4 | 1 | — | — | — | — | — | |
| 5619 | Other support services | 956 | 1 945 | 7 873 | 19 | 9 | 4 | 2 | — | 2 | — | 2 | — | — | |
| 56192 | Convention & trade show organizers | 450 | 1 410 | 5 731 | 10 | 5 | 2 | — | — | 2 | — | 1 | — | — | |
| 561920 | Convention & trade show organizers | 450 | 1 410 | 5 731 | 10 | 5 | 2 | — | — | 2 | — | 1 | — | — | |
| 56199 | All other support services | 506 | 535 | 2 142 | 9 | 4 | 2 | 2 | — | — | — | 1 | — | — | |
| 561990 | All other support services | 506 | 535 | 2 142 | 9 | 4 | 2 | 2 | — | — | — | 1 | — | — | |
| 61 | Educational services | 1 087 | 8 890 | 32 939 | 56 | 29 | 6 | 15 | 3 | 2 | — | — | 1 | — | |
| 611 | Educational services | 1 087 | 8 890 | 32 939 | 56 | 29 | 6 | 15 | 3 | 2 | — | — | 1 | — | |
| 6111 | Elementary & secondary schools | 894 | 8 113 | 29 898 | 19 | 5 | 1 | 7 | 3 | 2 | — | — | 1 | — | |
| 61111 | Elementary & secondary schools | 894 | 8 113 | 29 898 | 19 | 5 | 1 | 7 | 3 | 2 | — | — | 1 | — | |
| 611110 | Elementary & secondary schools | 894 | 8 113 | 29 898 | 19 | 5 | 1 | 7 | 3 | 2 | — | — | 1 | — | |
| 62 | Health care and social assistance | 13 069 | 105 503 | 450 803 | 680 | 299 | 196 | 102 | 52 | 13 | 11 | 3 | 1 | 3 | |
| 621 | Ambulatory health care services | 4 352 | 40 829 | 187 276 | 516 | 256 | 149 | 66 | 37 | 6 | 2 | — | — | — | |
| 6211 | Offices of physicians | 2 022 | 22 960 | 107 483 | 240 | 105 | 77 | 33 | 24 | 1 | — | — | — | — | |
| 62111 | Offices of physicians | 2 022 | 22 960 | 107 483 | 240 | 105 | 77 | 33 | 24 | 1 | — | — | — | — | |
| 621111 | Offices of physicians (exc mental health) | 2 000 | 22 850 | 106 834 | 229 | 95 | 76 | 33 | 24 | 1 | — | — | — | — | |
| 6212 | Offices of dentists | 585 | 4 866 | 24 174 | 98 | 48 | 36 | 10 | 4 | — | — | — | — | — | |
| 62121 | Offices of dentists | 585 | 4 866 | 24 174 | 98 | 48 | 36 | 10 | 4 | — | — | — | — | — | |
| 621210 | Offices of dentists | 585 | 4 866 | 24 174 | 98 | 48 | 36 | 10 | 4 | — | — | — | — | — | |
| 6213 | Offices of other health practitioners | 401 | 2 727 | 11 552 | 112 | 78 | 29 | 5 | — | — | — | — | — | — | |
| 62131 | Offices of chiropractors | 117 | 710 | 2 914 | 41 | 33 | 8 | — | — | — | — | — | — | — | |
| 621310 | Offices of chiropractors | 117 | 710 | 2 914 | 41 | 33 | 8 | — | — | — | — | — | — | — | |
| 62134 | Offices of PT, OT, speech therapy & audiology | 113 | 857 | 3 871 | 29 | 20 | 6 | 3 | — | — | — | — | — | — | |
| 621340 | Offices of PT, OT, speech therapy & audiology | 113 | 857 | 3 871 | 29 | 20 | 6 | 3 | — | — | — | — | — | — | |

See footnotes at end of table.

Table 6. Counties—Employees, Payroll, and Establishments by Industry: 2001—Con.

[Excludes most government employees, railroad employees, and self-employed persons. Size class 1 to 4 includes establishments with payroll, but no employees, during mid-March pay period. (D) denotes figures withheld to avoid disclosing data for individual companies; the data are included in broader industry totals. Detailed industries with 100 or more employees are shown if industry was not a (D). For explanation of terms, abbreviations, and data reliability/comparability, see introductory text]

| NAICS code | Industry | Number of employees for week including March 12 | Payroll (\$1,000) | | Total number of establishments | Number of establishments by employment-size class | | | | | | | | | |
|----------------------|--|---|-------------------|------------------|--------------------------------|---|------------|-----------|------------|-----------|------------|------------|------------|---------------|--|
| | | | First quarter | Annual | | 1 to 4 | 5 to 9 | 10 to 19 | 20 to 49 | 50 to 99 | 100 to 249 | 250 to 499 | 500 to 999 | 1,000 or more | |
| ATLANTIC—Con. | | | | | | | | | | | | | | | |
| 62 | Health care and social assistance—Con. | | | | | | | | | | | | | | |
| 621 | Ambulatory health care services—Con. | | | | | | | | | | | | | | |
| 6214 | Outpatient care centers | 566 | 3 678 | 15 226 | 27 | 4 | 5 | 13 | 3 | 1 | 1 | — | — | — | |
| 62142 | Outpatient mental health, substance abuse ctrs | (C) | (D) | (D) | 11 | 2 | 1 | 6 | 2 | — | — | — | — | — | |
| 62149 | Other outpatient care centers | 387 | 2 281 | 9 562 | 14 | 1 | 4 | 6 | 1 | 1 | 1 | — | — | — | |
| 621498 | All other outpatient care centers | 110 | 693 | 3 111 | 8 | 1 | 2 | 4 | 1 | — | — | — | — | — | |
| 6215 | Medical & diagnostic laboratories | 268 | 3 698 | 16 045 | 26 | 17 | 1 | 4 | 3 | 1 | — | — | — | — | |
| 62151 | Medical & diagnostic laboratories | 268 | 3 698 | 16 045 | 26 | 17 | 1 | 4 | 3 | 1 | — | — | — | — | |
| 6216 | Home health care services | 435 | 2 700 | 11 828 | 9 | 3 | 1 | — | 1 | 3 | 1 | — | — | — | |
| 62161 | Home health care services | 435 | 2 700 | 11 828 | 9 | 3 | 1 | — | 1 | 3 | 1 | — | — | — | |
| 621610 | Home health care services | 435 | 2 700 | 11 828 | 9 | 3 | 1 | — | 1 | 3 | 1 | — | — | — | |
| 622 | Hospitals | (H) | (D) | (D) | 6 | — | — | — | — | 1 | — | 1 | 1 | 3 | |
| 6221 | General medical & surgical hospitals | 4 350 | 40 524 | 164 968 | 4 | — | — | — | — | — | — | — | 1 | 3 | |
| 62211 | General medical & surgical hospitals | 4 350 | 40 524 | 164 968 | 4 | — | — | — | — | — | — | — | 1 | 3 | |
| 622110 | General medical & surgical hospitals | 4 350 | 40 524 | 164 968 | 4 | — | — | — | — | — | — | — | 1 | 3 | |
| 6223 | Other specialty hospitals | (E) | (D) | (D) | 1 | — | — | — | — | — | — | 1 | — | — | |
| 62231 | Other specialty hospitals | (E) | (D) | (D) | 1 | — | — | — | — | — | — | 1 | — | — | |
| 623 | Nursing & residential care facilities | 2 152 | 12 180 | 50 606 | 52 | 10 | 20 | 10 | 2 | 2 | 6 | 2 | — | — | |
| 6231 | Nursing care facilities | 1 624 | 9 853 | 40 010 | 11 | 3 | — | — | — | — | 6 | 2 | — | — | |
| 62311 | Nursing care facilities | 1 624 | 9 853 | 40 010 | 11 | 3 | — | — | — | — | 6 | 2 | — | — | |
| 623110 | Nursing care facilities | 1 624 | 9 853 | 40 010 | 11 | 3 | — | — | — | — | 6 | 2 | — | — | |
| 6232 | Residential mental retardation, health facil | 380 | 1 675 | 7 725 | 30 | 5 | 15 | 8 | — | 2 | — | — | — | — | |
| 62321 | Residential mental retardation facilities | 267 | 1 069 | 4 943 | 25 | 5 | 11 | 8 | — | 1 | — | — | — | — | |
| 623210 | Residential mental retardation facilities | 267 | 1 069 | 4 943 | 25 | 5 | 11 | 8 | — | 1 | — | — | — | — | |
| 62322 | Residential mental health, subst abuse facil | 113 | 606 | 2 782 | 5 | — | 4 | — | — | 1 | — | — | — | — | |
| 623220 | Residential mental health, subst abuse facil | 113 | 606 | 2 782 | 5 | — | 4 | — | — | 1 | — | — | — | — | |
| 6233 | Community care facilities for the elderly | (C) | (D) | (D) | 9 | 2 | 4 | 1 | 2 | — | — | — | — | — | |
| 62331 | Community care facilities for the elderly | (C) | (D) | (D) | 9 | 2 | 4 | 1 | 2 | — | — | — | — | — | |
| 623312 | Homes for the elderly | 101 | 450 | 2 021 | 7 | 1 | 4 | — | 2 | — | — | — | — | — | |
| 624 | Social assistance | (G) | (D) | (D) | 106 | 33 | 27 | 26 | 13 | 4 | 3 | — | — | — | |
| 6241 | Individual & family services | 618 | 3 369 | 14 263 | 28 | 12 | 2 | 5 | 6 | 1 | 2 | — | — | — | |
| 62411 | Child & youth services | (C) | (D) | (D) | 3 | 1 | — | — | 1 | — | 1 | — | — | — | |
| 62412 | Services for elderly & disabled persons | 229 | 1 191 | 5 168 | 8 | 3 | — | 3 | 1 | — | — | — | — | — | |
| 624120 | Services for elderly & disabled persons | 229 | 1 191 | 5 168 | 8 | 3 | — | 3 | 1 | — | — | — | — | — | |
| 62419 | Other individual & family services | (C) | (D) | (D) | 17 | 8 | 2 | 2 | 4 | 1 | — | — | — | — | |
| 6242 | Community, emergency & other relief services | (C) | (D) | (D) | 10 | 4 | — | 3 | 1 | 2 | — | — | — | — | |
| 62422 | Community housing services | (C) | (D) | (D) | 7 | 3 | — | 1 | 1 | 2 | — | — | — | — | |
| 624221 | Temporary shelters | 166 | 951 | 3 965 | 4 | 1 | — | 1 | 2 | — | — | — | — | — | |
| 6243 | Vocational rehabilitation services | 259 | 699 | 2 824 | 4 | — | 1 | 1 | — | 1 | 1 | — | — | — | |
| 62431 | Vocational rehabilitation services | 259 | 699 | 2 824 | 4 | — | 1 | 1 | — | 1 | 1 | — | — | — | |
| 624310 | Vocational rehabilitation services | 259 | 699 | 2 824 | 4 | — | 1 | 1 | — | 1 | 1 | — | — | — | |
| 6244 | Child day care services | 566 | 2 018 | 7 717 | 64 | 17 | 24 | 17 | 6 | — | — | — | — | — | |
| 62441 | Child day care services | 566 | 2 018 | 7 717 | 64 | 17 | 24 | 17 | 6 | — | — | — | — | — | |
| 624410 | Child day care services | 566 | 2 018 | 7 717 | 64 | 17 | 24 | 17 | 6 | — | — | — | — | — | |
| 71 | Arts, entertainment & recreation | 1 361 | 4 822 | 28 312 | 144 | 90 | 17 | 15 | 17 | 5 | — | — | — | — | |
| 711 | Performing arts, spectator sports & related industries | 181 | 859 | 4 530 | 33 | 27 | 1 | 3 | 2 | — | — | — | — | — | |
| 713 | Amusement, gambling & recreation industries | 1 141 | 3 843 | 23 175 | 105 | 60 | 14 | 11 | 15 | 5 | — | — | — | — | |
| 7131 | Amusement parks & arcades | (C) | (D) | (D) | 11 | 4 | 2 | 3 | 2 | — | — | — | — | — | |
| 7139 | Other amusement & recreation industries | 991 | 3 523 | 20 496 | 93 | 55 | 12 | 8 | 13 | 5 | — | — | — | — | |
| 71391 | Golf courses & country clubs | 473 | 2 130 | 12 918 | 21 | 7 | 3 | 2 | 6 | 3 | — | — | — | — | |
| 713910 | Golf courses & country clubs | 473 | 2 130 | 12 918 | 21 | 7 | 3 | 2 | 6 | 3 | — | — | — | — | |
| 71394 | Fitness & recreational sports centers | 357 | 675 | 3 250 | 34 | 20 | 3 | 3 | 7 | 1 | — | — | — | — | |
| 713940 | Fitness & recreational sports centers | 357 | 675 | 3 250 | 34 | 20 | 3 | 3 | 7 | 1 | — | — | — | — | |
| 72 | Accommodation & food services | 50 216 | 347 675 | 1 425 836 | 739 | 347 | 142 | 97 | 102 | 27 | 12 | 1 | — | 11 | |
| 721 | Accommodation | 42 307 | 324 771 | 1 319 441 | 144 | 81 | 22 | 9 | 14 | 3 | 3 | 1 | — | 11 | |
| 7211 | Traveler accommodation | 42 271 | 324 622 | 1 318 484 | 127 | 66 | 20 | 9 | 14 | 3 | 3 | 1 | — | 11 | |
| 72111 | Hotels (exc casino hotels) & motels | (G) | (D) | (D) | 112 | 63 | 19 | 9 | 14 | 3 | 3 | 1 | — | — | |
| 72112 | Casino hotels | (K) | (D) | (D) | 12 | — | 1 | — | — | — | — | — | — | 11 | |
| 722 | Food services & drinking places | 7 909 | 22 904 | 106 395 | 595 | 266 | 120 | 88 | 88 | 24 | 9 | — | — | — | |
| 7221 | Full-service restaurants | 4 310 | 12 798 | 61 720 | 232 | 81 | 45 | 34 | 47 | 18 | 7 | — | — | — | |
| 72211 | Full-service restaurants | 4 310 | 12 798 | 61 720 | 232 | 81 | 45 | 34 | 47 | 18 | 7 | — | — | — | |
| 722110 | Full-service restaurants | 4 310 | 12 798 | 61 720 | 232 | 81 | 45 | 34 | 47 | 18 | 7 | — | — | — | |
| 7222 | Limited-service eating places | 2 341 | 6 339 | 28 940 | 230 | 116 | 44 | 36 | 30 | 3 | 1 | — | — | — | |
| 72221 | Limited-service eating places | 2 341 | 6 339 | 28 940 | 230 | 116 | 44 | 36 | 30 | 3 | 1 | — | — | — | |
| 722211 | Limited-service restaurants | 2 005 | 5 459 | 24 871 | 174 | 85 | 31 | 26 | 28 | 3 | 1 | — | — | — | |
| 722213 | Snack & nonalcoholic beverage bars | 312 | 763 | 3 585 | 53 | 30 | 12 | 9 | 2 | — | — | — | — | — | |
| 7223 | Special food services | 562 | 1 782 | 7 090 | 44 | 25 | 9 | 2 | 5 | 2 | 1 | — | — | — | |
| 72231 | Food service contractors | 356 | 1 124 | 4 442 | 27 | 15 | 5 | 2 | 4 | — | 1 | — | — | — | |
| 722310 | Food service contractors | 356 | 1 124 | 4 442 | 27 | 15 | 5 | 2 | 4 | — | 1 | — | — | — | |
| 72232 | Caterers | 197 | 627 | 2 474 | 13 | 7 | 3 | — | 1 | 2 | — | — | — | — | |
| 722320 | Caterers | 197 | 627 | 2 474 | 13 | 7 | 3 | — | 1 | 2 | — | — | — | — | |
| 7224 | Drinking places (alcoholic beverages) | 696 | 1 985 | 8 645 | 89 | 44 | 22 | 16 | 6 | 1 | — | — | — | — | |
| 72241 | Drinking places (alcoholic beverages) | 696 | 1 985 | 8 645 | 89 | 44 | 22 | 16 | 6 | 1 | — | — | — | — | |
| 722410 | Drinking places (alcoholic beverages) | 696 | 1 985 | 8 645 | 89 | 44 | 22 | 16 | 6 | 1 | — | — | — | — | |

See footnotes at end of table.

Table 6. Counties—Employees, Payroll, and Establishments by Industry: 2001—Con.

[Excludes most government employees, railroad employees, and self-employed persons. Size class 1 to 4 includes establishments with payroll, but no employees, during mid-March pay period. (D) denotes figures withheld to avoid disclosing data for individual companies; the data are included in broader industry totals. Detailed industries with 100 or more employees are shown if industry was not a (D). For explanation of terms, abbreviations, and data reliability/comparability, see introductory text]

| NAICS code | Industry | Number of employees for week including March 12 | Payroll (\$1,000) | | Total number of establishments | Number of establishments by employment-size class | | | | | | | | |
|----------------------|---|---|-------------------|-------------------|--------------------------------|---|--------------|--------------|--------------|------------|------------|------------|------------|---------------|
| | | | First quarter | Annual | | 1 to 4 | 5 to 9 | 10 to 19 | 20 to 49 | 50 to 99 | 100 to 249 | 250 to 499 | 500 to 999 | 1,000 or more |
| ATLANTIC—Con. | | | | | | | | | | | | | | |
| 81 | Other services (except public administration) | 4 562 | 20 160 | 83 715 | 652 | 428 | 122 | 69 | 25 | 4 | 1 | 3 | — | — |
| 811 | Repair & maintenance | 836 | 5 928 | 24 832 | 174 | 114 | 38 | 18 | 3 | 1 | — | — | — | — |
| 8111 | Automotive repair & maintenance | 541 | 3 365 | 13 757 | 132 | 90 | 28 | 13 | 1 | — | — | — | — | — |
| 81111 | Automotive mechanical & electrical R&M | 314 | 2 016 | 8 350 | 90 | 69 | 16 | 4 | 1 | — | — | — | — | — |
| 811111 | General automotive repair | 274 | 1 807 | 7 298 | 74 | 56 | 13 | 4 | 1 | — | — | — | — | — |
| 81112 | Automotive body, paint, interior & glass repair | 137 | 978 | 4 027 | 22 | 10 | 7 | 5 | — | — | — | — | — | — |
| 811121 | Automotive body, paint & interior R&M | 118 | 777 | 3 284 | 18 | 8 | 5 | 5 | — | — | — | — | — | — |
| 8113 | Commercial equipment (exc auto & elec) R&M | 137 | 1 026 | 4 448 | 18 | 10 | 5 | 2 | — | 1 | — | — | — | — |
| 81131 | Commercial equipment (exc auto & elec) R&M | 137 | 1 026 | 4 448 | 18 | 10 | 5 | 2 | — | 1 | — | — | — | — |
| 811310 | Commercial equipment (exc auto & elec) R&M | 137 | 1 026 | 4 448 | 18 | 10 | 5 | 2 | — | 1 | — | — | — | — |
| 8114 | Personal & household goods R&M | 123 | 1 185 | 5 114 | 18 | 11 | 4 | 1 | 2 | — | — | — | — | — |
| 812 | Personal & laundry services | 1 426 | 5 435 | 23 754 | 251 | 177 | 43 | 21 | 8 | 1 | — | 1 | — | — |
| 8121 | Personal care services | 620 | 2 036 | 9 498 | 148 | 105 | 25 | 14 | 4 | — | — | — | — | — |
| 81211 | Hair, nail & skin care services | 585 | 1 824 | 8 539 | 136 | 95 | 23 | 14 | 4 | — | — | — | — | — |
| 812112 | Beauty salons | 574 | 1 797 | 8 403 | 125 | 84 | 23 | 14 | 4 | — | — | — | — | — |
| 8123 | Drycleaning & laundry services | 539 | 2 111 | 8 759 | 52 | 38 | 6 | 4 | 3 | — | — | 1 | — | — |
| 81232 | Drycleaning & laundry services (exc coin-op) | 171 | 679 | 3 382 | 35 | 28 | 2 | 2 | 3 | — | — | — | — | — |
| 812320 | Drycleaning & laundry services (exc coin-op) | 171 | 679 | 3 382 | 35 | 28 | 2 | 2 | 3 | — | — | — | — | — |
| 81233 | Linen & uniform supply | (E) | (D) | (D) | 2 | — | 1 | — | — | — | — | 1 | — | — |
| 8129 | Other personal services | 190 | 751 | 3 010 | 33 | 24 | 4 | 3 | 1 | 1 | — | — | — | — |
| 813 | Religious, grantmaking, civic, prof & like organizations | 2 300 | 8 797 | 35 129 | 227 | 137 | 41 | 30 | 14 | 2 | 1 | 2 | — | — |
| 8131 | Religious organizations | 757 | 2 678 | 10 427 | 108 | 65 | 23 | 11 | 8 | 1 | — | — | — | — |
| 81311 | Religious organizations | 757 | 2 678 | 10 427 | 108 | 65 | 23 | 11 | 8 | 1 | — | — | — | — |
| 813110 | Religious organizations | 757 | 2 678 | 10 427 | 108 | 65 | 23 | 11 | 8 | 1 | — | — | — | — |
| 8132 | Grantmaking & giving services | 319 | 597 | 2 366 | 5 | 1 | 1 | 2 | — | — | — | 1 | — | — |
| 81321 | Grantmaking & giving services | 319 | 597 | 2 366 | 5 | 1 | 1 | 2 | — | — | — | 1 | — | — |
| 8134 | Civic & social organizations | 197 | 460 | 2 041 | 12 | 6 | 1 | 3 | 1 | — | 1 | — | — | — |
| 81341 | Civic & social organizations | 197 | 460 | 2 041 | 12 | 6 | 1 | 3 | 1 | — | 1 | — | — | — |
| 813410 | Civic & social organizations | 197 | 460 | 2 041 | 12 | 6 | 1 | 3 | 1 | — | 1 | — | — | — |
| 8139 | Business, labor, political, like organizations | 961 | 4 664 | 18 278 | 95 | 63 | 13 | 13 | 4 | 1 | — | 1 | — | — |
| 81393 | Labor unions & similar labor organizations | 551 | 2 440 | 8 506 | 25 | 15 | 4 | 3 | 1 | 1 | — | 1 | — | — |
| 813930 | Labor unions & similar labor organizations | 551 | 2 440 | 8 506 | 25 | 15 | 4 | 3 | 1 | 1 | — | 1 | — | — |
| 81399 | Oth similar organizations (exc business, prof, labor, pol) | 353 | 1 923 | 8 505 | 54 | 35 | 7 | 9 | 3 | — | — | — | — | — |
| 813990 | Oth similar organizations (exc business, prof, labor, pol) | 353 | 1 923 | 8 505 | 54 | 35 | 7 | 9 | 3 | — | — | — | — | — |
| 95 | Auxiliaries (exc corporate, subsidiary & regional mgt) | (C) | (D) | (D) | 10 | 2 | 2 | 2 | 3 | 1 | — | — | — | — |
| 99 | Unclassified establishments | 59 | 200 | 1 545 | 66 | 64 | 2 | — | — | — | — | — | — | — |
| BERGEN | | | | | | | | | | | | | | |
| | Total | 474 632 | 5 445 801 | 21 591 321 | 33 205 | 20 124 | 5 626 | 3 387 | 2 416 | 869 | 544 | 159 | 46 | 34 |
| 11 | Forestry, fishing, hunting, and agriculture support | (A) | (D) | (D) | 4 | 4 | — | — | — | — | — | — | — | — |
| 21 | Mining | (B) | (D) | (D) | 10 | 8 | 2 | — | — | — | — | — | — | — |
| 22 | Utilities | 1 032 | 23 013 | 70 595 | 30 | 10 | 2 | 6 | 4 | 5 | 3 | — | — | — |
| 221 | Utilities | 1 032 | 23 013 | 70 595 | 30 | 10 | 2 | 6 | 4 | 5 | 3 | — | — | — |
| 2211 | Elec pwr generation, transmsn & distribution | (E) | (D) | (D) | 11 | 3 | 1 | 3 | — | 2 | 2 | — | — | — |
| 22112 | Electric pwr transmsn, control & distribution | (E) | (D) | (D) | 7 | 2 | 1 | 1 | — | 1 | 2 | — | — | — |
| 2213 | Water, sewage & other systems | (F) | (D) | (D) | 18 | 6 | 1 | 3 | 4 | 3 | 1 | — | — | — |
| 22131 | Water supply & irrigation systems | (F) | (D) | (D) | 16 | 5 | — | 3 | 4 | 3 | 1 | — | — | — |
| 23 | Construction | 19 163 | 192 090 | 884 745 | 2 865 | 2 046 | 433 | 216 | 122 | 24 | 16 | 8 | — | — |
| 233 | Building, developing & general contracting | 5 198 | 51 985 | 229 997 | 810 | 600 | 120 | 52 | 27 | 2 | 7 | 2 | — | — |
| 2331 | Land subdivision & land development | 254 | 2 678 | 12 820 | 31 | 22 | 5 | 2 | 1 | — | 1 | — | — | — |
| 23311 | Land subdivision & land development | 254 | 2 678 | 12 820 | 31 | 22 | 5 | 2 | 1 | — | 1 | — | — | — |
| 233110 | Land subdivision & land development | 254 | 2 678 | 12 820 | 31 | 22 | 5 | 2 | 1 | — | 1 | — | — | — |
| 2332 | Residential building construction | 1 908 | 14 791 | 68 669 | 580 | 480 | 74 | 16 | 8 | 1 | 1 | — | — | — |
| 23321 | Single-family housing construction | 1 730 | 13 624 | 63 583 | 549 | 461 | 65 | 15 | 6 | 1 | 1 | — | — | — |
| 233210 | Single-family housing construction | 1 730 | 13 624 | 63 583 | 549 | 461 | 65 | 15 | 6 | 1 | 1 | — | — | — |
| 23322 | Multifamily housing construction | 178 | 1 167 | 5 086 | 31 | 19 | 9 | 1 | 2 | — | — | — | — | — |
| 233220 | Multifamily housing construction | 178 | 1 167 | 5 086 | 31 | 19 | 9 | 1 | 2 | — | — | — | — | — |
| 2333 | Nonresidential building construction | 3 036 | 34 516 | 148 508 | 199 | 98 | 41 | 34 | 18 | 1 | 5 | 2 | — | — |
| 23331 | Mfg & industrial building construction | 214 | 3 347 | 14 193 | 20 | 10 | 6 | 2 | 1 | — | 1 | — | — | — |
| 233310 | Mfg & industrial building construction | 214 | 3 347 | 14 193 | 20 | 10 | 6 | 2 | 1 | — | 1 | — | — | — |
| 23332 | Commercial & institutional bldg construction | 2 822 | 31 169 | 134 315 | 179 | 88 | 35 | 32 | 17 | 1 | 4 | 2 | — | — |
| 233320 | Commercial & institutional bldg construction | 2 822 | 31 169 | 134 315 | 179 | 88 | 35 | 32 | 17 | 1 | 4 | 2 | — | — |

See footnotes at end of table.

Table 6. Counties—Employees, Payroll, and Establishments by Industry: 2001—Con.

[Excludes most government employees, railroad employees, and self-employed persons. Size class 1 to 4 includes establishments with payroll, but no employees, during mid-March pay period. (D) denotes figures withheld to avoid disclosing data for individual companies; the data are included in broader industry totals. Detailed industries with 100 or more employees are shown if industry was not a (D). For explanation of terms, abbreviations, and data reliability/comparability, see introductory text]

| NAICS code | Industry | Number of employees for week including March 12 | Payroll (\$1,000) | | Total number of establishments | Number of establishments by employment-size class | | | | | | | | |
|--------------------|--|---|-------------------|---------|--------------------------------|---|--------|----------|----------|----------|------------|------------|------------|---------------|
| | | | First quarter | Annual | | 1 to 4 | 5 to 9 | 10 to 19 | 20 to 49 | 50 to 99 | 100 to 249 | 250 to 499 | 500 to 999 | 1,000 or more |
| BERGEN—Con. | | | | | | | | | | | | | | |
| 23 | Construction—Con. | | | | | | | | | | | | | |
| 234 | Heavy construction | 2 158 | 24 654 | 116 236 | 109 | 46 | 28 | 14 | 13 | 4 | 2 | 2 | — | — |
| 2341 | Highway, street, bridge & tunnel construction ... | 931 | 12 902 | 60 276 | 46 | 16 | 13 | 9 | 5 | 1 | 1 | 1 | — | — |
| 23411 | Highway & street construction | (E) | (D) | (D) | 41 | 16 | 13 | 7 | 5 | — | — | — | — | — |
| 23412 | Bridge & tunnel construction | (F) | (D) | (D) | 5 | — | — | 2 | — | 1 | 1 | 1 | — | — |
| 2349 | Other heavy construction | 1 227 | 11 752 | 55 960 | 63 | 30 | 15 | 5 | 8 | 3 | 1 | 1 | — | — |
| 23491 | Water, sewer & pipeline construction | 595 | 6 255 | 29 951 | 20 | 6 | 3 | 2 | 7 | 1 | 1 | — | — | — |
| 234910 | Water, sewer & pipeline construction | 595 | 6 255 | 29 951 | 20 | 6 | 3 | 2 | 7 | 1 | 1 | — | — | — |
| 23493 | Industrial nonbuilding structure construction .. | 404 | 3 619 | 15 201 | 5 | 3 | — | — | — | 1 | — | 1 | — | — |
| 234930 | Industrial nonbuilding structure construction .. | 404 | 3 619 | 15 201 | 5 | 3 | — | — | — | 1 | — | 1 | — | — |
| 23499 | All other heavy construction | 204 | 1 605 | 9 167 | 33 | 19 | 10 | 2 | 1 | 1 | — | — | — | — |
| 234990 | All other heavy construction | 204 | 1 605 | 9 167 | 33 | 19 | 10 | 2 | 1 | 1 | — | — | — | — |
| 235 | Special trade contractors | 11 807 | 115 451 | 538 512 | 1 946 | 1 400 | 285 | 150 | 82 | 18 | 7 | 4 | — | — |
| 2351 | Plumbing, heating & AC contractor | 2 769 | 29 883 | 132 141 | 474 | 338 | 74 | 36 | 18 | 6 | 2 | — | — | — |
| 23511 | Plumbing, heating & AC contractor | 2 769 | 29 883 | 132 141 | 474 | 338 | 74 | 36 | 18 | 6 | 2 | — | — | — |
| 235110 | Plumbing, heating & AC contractor | 2 769 | 29 883 | 132 141 | 474 | 338 | 74 | 36 | 18 | 6 | 2 | — | — | — |
| 2352 | Painting & wall covering contractors | 356 | 2 815 | 14 933 | 160 | 137 | 20 | 3 | — | — | — | — | — | — |
| 23521 | Painting & wall covering contractors | 356 | 2 815 | 14 933 | 160 | 137 | 20 | 3 | — | — | — | — | — | — |
| 235210 | Painting & wall covering contractors | 356 | 2 815 | 14 933 | 160 | 137 | 20 | 3 | — | — | — | — | — | — |
| 2353 | Electrical contractors | 1 884 | 19 726 | 89 457 | 364 | 246 | 64 | 34 | 19 | 1 | — | — | — | — |
| 23531 | Electrical contractors | 1 884 | 19 726 | 89 457 | 364 | 246 | 64 | 34 | 19 | 1 | — | — | — | — |
| 235310 | Electrical contractors | 1 884 | 19 726 | 89 457 | 364 | 246 | 64 | 34 | 19 | 1 | — | — | — | — |
| 2354 | Masonry, drywall, insulation, tile contractors ... | 1 008 | 8 409 | 40 585 | 238 | 183 | 27 | 5 | 2 | — | — | — | — | — |
| 23541 | Masonry & stone contractors | 476 | 3 093 | 17 054 | 130 | 107 | 11 | 8 | 3 | 1 | — | — | — | — |
| 235410 | Masonry & stone contractors | 476 | 3 093 | 17 054 | 130 | 107 | 11 | 8 | 3 | 1 | — | — | — | — |
| 23542 | Drywall, acoustical & insulation contractors ... | 375 | 3 625 | 16 927 | 68 | 45 | 12 | 9 | 1 | 1 | — | — | — | — |
| 235420 | Drywall, acoustical & insulation contractors ... | 375 | 3 625 | 16 927 | 68 | 45 | 12 | 9 | 1 | 1 | — | — | — | — |
| 23543 | Tile, marble, terrazzo & mosaic contractors ... | 157 | 1 691 | 6 604 | 40 | 31 | 4 | 4 | 1 | — | — | — | — | — |
| 235430 | Tile, marble, terrazzo & mosaic contractors ... | 157 | 1 691 | 6 604 | 40 | 31 | 4 | 4 | 1 | — | — | — | — | — |
| 2355 | Carpentry & floor contractors | 971 | 8 089 | 34 151 | 233 | 183 | 30 | 13 | 5 | 2 | — | — | — | — |
| 23551 | Carpentry contractors | 516 | 4 046 | 18 985 | 173 | 143 | 20 | 8 | 2 | — | — | — | — | — |
| 235510 | Carpentry contractors | 516 | 4 046 | 18 985 | 173 | 143 | 20 | 8 | 2 | — | — | — | — | — |
| 23552 | Floor laying & other floor contractors | 455 | 4 043 | 15 166 | 60 | 40 | 10 | 5 | 3 | 2 | — | — | — | — |
| 235520 | Floor laying & other floor contractors | 455 | 4 043 | 15 166 | 60 | 40 | 10 | 5 | 3 | 2 | — | — | — | — |
| 2356 | Roofing, siding, & sheet metal contractors | 1 047 | 8 814 | 47 269 | 104 | 69 | 13 | 7 | 10 | 3 | 2 | — | — | — |
| 23561 | Roofing, siding, & sheet metal contractors ... | 1 047 | 8 814 | 47 269 | 104 | 69 | 13 | 7 | 10 | 3 | 2 | — | — | — |
| 235610 | Roofing, siding, & sheet metal contractors ... | 1 047 | 8 814 | 47 269 | 104 | 69 | 13 | 7 | 10 | 3 | 2 | — | — | — |
| 2357 | Concrete contractors | 899 | 7 487 | 39 911 | 80 | 50 | 13 | 7 | 8 | 1 | — | 1 | — | — |
| 23571 | Concrete contractors | 899 | 7 487 | 39 911 | 80 | 50 | 13 | 7 | 8 | 1 | — | 1 | — | — |
| 235710 | Concrete contractors | 899 | 7 487 | 39 911 | 80 | 50 | 13 | 7 | 8 | 1 | — | 1 | — | — |
| 2359 | Other special trade contractors | 2 866 | 30 149 | 139 705 | 290 | 191 | 44 | 29 | 17 | 3 | 3 | — | — | — |
| 23591 | Structural steel erection contractors | 192 | 2 047 | 11 003 | 25 | 14 | 5 | 3 | 3 | — | — | — | — | — |
| 235910 | Structural steel erection contractors | 192 | 2 047 | 11 003 | 25 | 14 | 5 | 3 | 3 | — | — | — | — | — |
| 23592 | Glass & glazing contractors | 170 | 1 823 | 8 568 | 27 | 20 | 3 | 2 | 1 | 1 | — | — | — | — |
| 235920 | Glass & glazing contractors | 170 | 1 823 | 8 568 | 27 | 20 | 3 | 2 | 1 | 1 | — | — | — | — |
| 23593 | Excavation contractors | 275 | 2 728 | 14 210 | 72 | 59 | 6 | 3 | 4 | — | — | — | — | — |
| 235930 | Excavation contractors | 275 | 2 728 | 14 210 | 72 | 59 | 6 | 3 | 4 | — | — | — | — | — |
| 23594 | Wrecking & demolition contractors | 666 | 4 482 | 15 076 | 10 | 3 | 2 | — | 3 | — | — | 2 | — | — |
| 235940 | Wrecking & demolition contractors | 666 | 4 482 | 15 076 | 10 | 3 | 2 | — | 3 | — | — | 2 | — | — |
| 23595 | Bldg equip & oth mach installation contractor ... | 945 | 14 840 | 67 238 | 36 | 16 | 6 | 6 | 3 | 1 | 3 | 1 | — | — |
| 235950 | Bldg equip & oth mach installation contractor ... | 945 | 14 840 | 67 238 | 36 | 16 | 6 | 6 | 3 | 1 | 3 | 1 | — | — |
| 23599 | All other special trade contractors | 618 | 4 229 | 23 610 | 120 | 79 | 22 | 15 | 3 | 1 | — | — | — | — |
| 235990 | All other special trade contractors | 618 | 4 229 | 23 610 | 120 | 79 | 22 | 15 | 3 | 1 | — | — | — | — |
| 31-33 | Manufacturing | | | | | | | | | | | | | |
| 311 | Food mfg | 4 011 | 38 093 | 164 348 | 144 | 60 | 29 | 19 | 18 | 7 | 9 | 1 | 1 | — |
| 3112 | Grain & oilseed milling | (E) | (D) | (D) | 3 | 1 | — | — | — | 1 | 1 | — | — | — |
| 31122 | Starch & vegetable fats & oils mfg | (C) | (D) | (D) | 1 | — | — | — | — | — | 1 | — | — | — |
| 3115 | Dairy product mfg | 514 | 7 421 | 35 261 | 7 | 3 | — | 1 | — | 2 | — | 1 | — | — |
| 31151 | Dairy product (exc frozen) mfg | (F) | (D) | (D) | 6 | 2 | — | 1 | — | 2 | — | 1 | — | — |
| 3116 | Animal slaughtering & processing | 342 | 2 696 | 16 190 | 8 | 3 | 1 | — | 2 | 1 | 1 | — | — | — |
| 31161 | Animal slaughtering & processing | 342 | 2 696 | 16 190 | 8 | 3 | 1 | — | 2 | 1 | 1 | — | — | — |
| 3118 | Bakeries & tortilla mfg | 1 825 | 16 105 | 62 760 | 86 | 40 | 19 | 12 | 11 | — | 3 | — | 1 | — |
| 31181 | Bread & bakery product mfg | 814 | 4 437 | 18 372 | 77 | 39 | 17 | 11 | 9 | — | 1 | — | — | — |
| 311812 | Commercial bakeries | 447 | 2 908 | 12 196 | 21 | 9 | 3 | 3 | 5 | — | 1 | — | — | — |
| 31182 | Cookie, cracker & pasta mfg | 1 011 | 11 668 | 44 388 | 9 | 1 | 2 | 1 | 2 | — | 2 | — | 1 | — |
| 3119 | Other food mfg | 880 | 8 404 | 35 602 | 22 | 6 | 2 | 4 | 4 | 2 | 4 | — | — | — |
| 31191 | Snack food mfg | (C) | (D) | (D) | 2 | — | — | — | 1 | 1 | — | — | — | — |
| 31192 | Coffee & tea mfg | (C) | (D) | (D) | 2 | — | — | — | — | 1 | — | — | — | — |
| 31194 | Seasoning & dressing mfg | 323 | 4 116 | 17 524 | 7 | 2 | — | 1 | 2 | — | 2 | — | — | — |
| 31199 | All other food mfg | 218 | 1 688 | 7 647 | 10 | 3 | 2 | 3 | 1 | — | 1 | — | — | — |
| 312 | Beverage & tobacco product mfg | (C) | (D) | (D) | 6 | 4 | 1 | — | — | — | 1 | — | — | — |
| 3121 | Beverage mfg | (C) | (D) | (D) | 6 | 4 | 1 | — | — | — | 1 | — | — | — |
| 31211 | Soft drink & ice mfg | (C) | (D) | (D) | 5 | 3 | 1 | — | — | — | 1 | — | — | — |
| 313 | Textile mills | 1 021 | 10 832 | 41 291 | 69 | 21 | 21 | 10 | 13 | 4 | — | — | — | — |
| 3131 | Fiber, yarn & thread mills | 180 | 2 514 | 7 919 | 6 | 1 | 2 | — | 1 | 2 | — | — | — | — |
| 31311 | Fiber, yarn & thread mills | 180 | 2 514 | 7 919 | 6 | 1 | 2 | — | 1 | 2 | — | — | — | — |
| 3132 | Fabric mills | 360 | 2 726 | 11 073 | 41 | 14 | 14 | 9 | 4 | — | — | — | — | — |
| 31322 | Narrow fabric mills & schiffli mach embroidery | (C) | (D) | (D) | 31 | 11 | 14 | 5 | 1 | — | — | — | — | — |
| 31324 | Knit fabric mills | 109 | 863 | 4 101 | 6 | 1 | — | 3 | 2 | — | — | — | — | — |

See footnotes at end of table.

Table 6. Counties—Employees, Payroll, and Establishments by Industry: 2001—Con.

[Excludes most government employees, railroad employees, and self-employed persons. Size class 1 to 4 includes establishments with payroll, but no employees, during mid-March pay period. (D) denotes figures withheld to avoid disclosing data for individual companies; the data are included in broader industry totals. Detailed industries with 100 or more employees are shown if industry was not a (D). For explanation of terms, abbreviations, and data reliability/comparability, see introductory text]

| NAICS code | Industry | Number of employees for week including March 12 | Payroll (\$1,000) | | Total number of establishments | Number of establishments by employment-size class | | | | | | | | | | | | | | | | | | |
|---------------------------------|---|---|-------------------|---------|--------------------------------|---|--------|----------|----------|----------|------------|------------|------------|---------------|---|---|---|---|---|---|---|--|--|--|
| | | | First quarter | Annual | | 1 to 4 | 5 to 9 | 10 to 19 | 20 to 49 | 50 to 99 | 100 to 249 | 250 to 499 | 500 to 999 | 1,000 or more | | | | | | | | | | |
| BERGEN—Con. | | | | | | | | | | | | | | | | | | | | | | | | |
| 31-33 Manufacturing—Con. | | | | | | | | | | | | | | | | | | | | | | | | |
| 313 | Textile mills—Con. | | | | | | | | | | | | | | | | | | | | | | | |
| 3133 | Textile, fabric finishing, fabric coating mills | 481 | 5 592 | 22 299 | 22 | 6 | 5 | 1 | 8 | 2 | — | — | — | — | — | — | — | — | — | — | — | | | |
| 31331 | Textile & fabric finishing mills | 257 | 3 908 | 15 710 | 16 | 6 | 4 | 1 | 4 | 1 | — | — | — | — | — | — | — | — | — | — | — | | | |
| 31332 | Fabric coating mills | 224 | 1 684 | 6 589 | 6 | — | 1 | — | 4 | 1 | — | — | — | — | — | — | — | — | — | — | — | | | |
| 313320 | Fabric coating mills | 224 | 1 684 | 6 589 | 6 | — | 1 | — | 4 | 1 | — | — | — | — | — | — | — | — | — | — | — | | | |
| 314 | Textile product mills | 885 | 6 944 | 26 886 | 34 | 9 | 5 | 10 | 6 | 2 | 1 | 1 | — | — | — | — | — | — | — | — | — | | | |
| 3141 | Textile furnishings mills | 530 | 3 576 | 13 924 | 16 | 5 | 2 | 6 | 1 | — | 1 | 1 | — | — | — | — | — | — | — | — | — | | | |
| 31412 | Curtain & linen mills | (F) | (D) | (D) | 15 | 4 | 2 | 6 | 1 | — | 1 | 1 | — | — | — | — | — | — | — | — | — | | | |
| 314121 | Curtain & drapery mills | 354 | 2 478 | 9 493 | 10 | 3 | 2 | 4 | — | — | — | 1 | — | — | — | — | — | — | — | — | — | | | |
| 3149 | Other textile product mills | 355 | 3 368 | 12 962 | 18 | 4 | 3 | 4 | 5 | 2 | — | — | — | — | — | — | — | — | — | — | — | | | |
| 31499 | All other textile product mills | (E) | (D) | (D) | 17 | 4 | 3 | 4 | 4 | 2 | — | — | — | — | — | — | — | — | — | — | — | | | |
| 315 | Apparel manufacturing | 1 308 | 11 840 | 42 566 | 82 | 44 | 14 | 11 | 6 | 4 | 2 | 1 | — | — | — | — | — | — | — | — | — | | | |
| 3152 | Cut & sew apparel mfg | 1 184 | 11 260 | 40 454 | 61 | 29 | 13 | 8 | 4 | 4 | 2 | 1 | — | — | — | — | — | — | — | — | — | | | |
| 31521 | Cut & sew apparel contractors | 438 | 2 230 | 7 446 | 27 | 12 | 6 | 4 | 1 | 3 | 1 | — | — | — | — | — | — | — | — | — | — | | | |
| 31523 | Women's, girls' cut & sew apparel mfg | 673 | 8 415 | 30 879 | 23 | 10 | 5 | 4 | 1 | 1 | 1 | 1 | — | — | — | — | — | — | — | — | — | | | |
| 315232 | Women's, girls' cut & sew blouse mfg | 139 | 2 724 | 7 386 | 7 | 1 | 3 | 2 | — | 1 | — | — | — | — | — | — | — | — | — | — | — | | | |
| 316 | Leather & allied product mfg | (F) | (D) | (D) | 8 | 3 | 1 | — | 2 | — | 1 | 1 | — | — | — | — | — | — | — | — | — | | | |
| 3162 | Footwear mfg | (E) | (D) | (D) | 2 | — | — | — | 1 | — | — | 1 | — | — | — | — | — | — | — | — | — | | | |
| 31621 | Footwear mfg | (E) | (D) | (D) | 2 | — | — | — | 1 | — | — | 1 | — | — | — | — | — | — | — | — | — | | | |
| 3169 | Other leather & allied product mfg | (C) | (D) | (D) | 5 | 3 | 1 | — | — | — | 1 | — | — | — | — | — | — | — | — | — | — | | | |
| 31699 | Other leather & allied product mfg | (C) | (D) | (D) | 5 | 3 | 1 | — | — | — | 1 | — | — | — | — | — | — | — | — | — | — | | | |
| 321 | Wood product mfg | 313 | 3 928 | 15 647 | 15 | 5 | 5 | 3 | 1 | — | 1 | — | — | — | — | — | — | — | — | — | — | | | |
| 3219 | Other wood product mfg | (E) | (D) | (D) | 13 | 4 | 4 | 3 | 1 | — | 1 | — | — | — | — | — | — | — | — | — | — | | | |
| 32191 | Millwork | 251 | 3 468 | 13 629 | 7 | 2 | 2 | 1 | 1 | — | 1 | — | — | — | — | — | — | — | — | — | — | | | |
| 322 | Paper mfg | 4 453 | 49 208 | 197 031 | 49 | 9 | 3 | 5 | 8 | 9 | 12 | 2 | 1 | — | — | — | — | — | — | — | — | | | |
| 3221 | Pulp, paper & paperboard mills | 1 340 | 19 539 | 78 338 | 4 | — | — | — | — | 1 | 1 | 1 | 1 | — | — | — | — | — | — | — | — | | | |
| 32212 | Paper mills | (G) | (D) | (D) | 3 | — | — | — | — | — | 1 | 1 | 1 | — | — | — | — | — | — | — | — | | | |
| 3222 | Converted paper product mfg | 3 113 | 29 669 | 118 693 | 45 | 9 | 3 | 5 | 8 | 8 | 11 | 1 | — | — | — | — | — | — | — | — | — | | | |
| 32221 | Paperboard container mfg | 1 770 | 17 663 | 73 067 | 26 | 7 | 2 | 2 | 4 | 4 | 6 | 1 | — | — | — | — | — | — | — | — | — | | | |
| 322211 | Corrugated & solid fiber box mfg | 1 116 | 11 032 | 46 536 | 13 | 3 | 1 | 1 | 1 | 1 | 4 | 1 | — | — | — | — | — | — | — | — | — | | | |
| 32222 | Paper bag & coated & treated paper mfg | 837 | 6 590 | 25 142 | 14 | 1 | 1 | 3 | 3 | 3 | 3 | — | — | — | — | — | — | — | — | — | — | | | |
| 322222 | Coated & laminated paper mfg | 216 | 2 021 | 8 102 | 5 | — | 1 | 2 | — | 1 | 1 | — | — | — | — | — | — | — | — | — | — | | | |
| 322223 | Plastics, foil, & coated paper bag mfg | 307 | 2 574 | 9 440 | 4 | 1 | — | 1 | — | 1 | 1 | — | — | — | — | — | — | — | — | — | — | | | |
| 32223 | Stationery product mfg | (E) | (D) | (D) | 3 | — | — | — | 1 | — | 2 | — | — | — | — | — | — | — | — | — | — | | | |
| 323 | Printing & related support activities | 5 476 | 63 926 | 255 891 | 280 | 119 | 57 | 48 | 32 | 12 | 8 | 3 | 1 | — | — | — | — | — | — | — | — | | | |
| 3231 | Printing & related support activities | 5 476 | 63 926 | 255 891 | 280 | 119 | 57 | 48 | 32 | 12 | 8 | 3 | 1 | — | — | — | — | — | — | — | — | | | |
| 32311 | Printing | 4 034 | 50 386 | 202 215 | 229 | 101 | 49 | 41 | 23 | 8 | 3 | 3 | 1 | — | — | — | — | — | — | — | — | | | |
| 323110 | Commercial lithographic printing | 2 122 | 27 586 | 112 785 | 111 | 47 | 21 | 22 | 13 | 3 | 2 | 3 | — | — | — | — | — | — | — | — | — | | | |
| 323113 | Commercial screen printing | 383 | 2 802 | 12 033 | 32 | 13 | 6 | 7 | 5 | 1 | — | — | — | — | — | — | — | — | — | — | — | | | |
| 323114 | Quick printing | 448 | 6 532 | 23 973 | 39 | 21 | 11 | 5 | — | 1 | 1 | — | — | — | — | — | — | — | — | — | — | | | |
| 323116 | Manifold business form printing | 147 | 2 073 | 7 952 | 7 | 4 | 1 | — | — | 2 | — | — | — | — | — | — | — | — | — | — | — | | | |
| 323119 | Other commercial printing | 749 | 9 504 | 36 817 | 21 | 9 | 6 | 2 | 2 | 1 | — | — | — | — | — | — | — | — | — | — | — | | | |
| 32312 | Printing support activities | 1 442 | 13 540 | 53 676 | 51 | 18 | 8 | 7 | 9 | 4 | 5 | — | — | — | — | — | — | — | — | — | — | | | |
| 323121 | Tradebinding & related work | 759 | 4 989 | 18 562 | 16 | 1 | 1 | 4 | 4 | 4 | 2 | — | — | — | — | — | — | — | — | — | — | | | |
| 323122 | Prepress services | 683 | 8 551 | 35 114 | 35 | 17 | 7 | 3 | 5 | — | 3 | — | — | — | — | — | — | — | — | — | — | | | |
| 325 | Chemical mfg | 4 864 | 63 871 | 247 054 | 109 | 17 | 13 | 22 | 32 | 13 | 9 | 3 | — | — | — | — | — | — | — | — | — | | | |
| 3251 | Basic chemical mfg | 809 | 13 556 | 52 078 | 15 | 2 | — | 2 | 6 | 3 | 1 | 1 | — | — | — | — | — | — | — | — | — | | | |
| 32518 | Other basic inorganic chemical mfg | 121 | 2 485 | 9 233 | 3 | — | — | — | 2 | 1 | — | — | — | — | — | — | — | — | — | — | — | | | |
| 325188 | All other basic inorganic chemical mfg | 121 | 2 485 | 9 233 | 3 | — | — | — | 2 | 1 | — | — | — | — | — | — | — | — | — | — | — | | | |
| 32519 | Other basic organic chemical mfg | 641 | 10 021 | 38 781 | 8 | 1 | — | — | 3 | 2 | 1 | 1 | — | — | — | — | — | — | — | — | — | | | |
| 3254 | Pharmaceutical & medicine mfg | 847 | 10 030 | 44 873 | 20 | 2 | 3 | 6 | 5 | 1 | 3 | — | — | — | — | — | — | — | — | — | — | | | |
| 32541 | Pharmaceutical & medicine mfg | 847 | 10 030 | 44 873 | 20 | 2 | 3 | 6 | 5 | 1 | 3 | — | — | — | — | — | — | — | — | — | — | | | |
| 325411 | Medicinal & botanical mfg | 231 | 3 481 | 15 974 | 5 | 1 | — | 2 | — | 1 | 1 | — | — | — | — | — | — | — | — | — | — | | | |
| 325412 | Pharmaceutical preparation mfg | 616 | 6 549 | 28 899 | 15 | 1 | 3 | 4 | 5 | — | 2 | — | — | — | — | — | — | — | — | — | — | | | |
| 3255 | Paint, coating & adhesive mfg | (E) | (D) | (D) | 15 | — | 4 | 4 | 5 | 1 | 1 | — | — | — | — | — | — | — | — | — | — | | | |
| 32551 | Paint & coating mfg | (C) | (D) | (D) | 9 | — | 3 | 2 | 4 | — | — | — | — | — | — | — | — | — | — | — | — | | | |
| 32552 | Adhesive mfg | 278 | 3 833 | 14 558 | 6 | — | 1 | 2 | 1 | 1 | 1 | — | — | — | — | — | — | — | — | — | — | | | |
| 325520 | Adhesive mfg | 278 | 3 833 | 14 558 | 6 | — | 1 | 2 | 1 | 1 | 1 | — | — | — | — | — | — | — | — | — | — | | | |
| 3256 | Soap, cleaners & toilet preparation mfg | 1 711 | 22 570 | 82 500 | 32 | 9 | 3 | 2 | 9 | 4 | 4 | 1 | — | — | — | — | — | — | — | — | — | | | |
| 32561 | Soap & cleaning compound mfg | 609 | 7 778 | 27 374 | 12 | 4 | 1 | — | 4 | 1 | 2 | — | — | — | — | — | — | — | — | — | — | | | |
| 325611 | Soap & other detergent mfg | 291 | 4 118 | 12 327 | 4 | — | — | — | 3 | — | 1 | — | — | — | — | — | — | — | — | — | — | | | |
| 32562 | Toilet preparation mfg | 1 102 | 14 792 | 55 126 | 20 | 5 | 2 | 2 | 5 | 3 | 2 | 1 | — | — | — | — | — | — | — | — | — | | | |
| 325620 | Toilet preparation mfg | 1 102 | 14 792 | 55 126 | 20 | 5 | 2 | 2 | 5 | 3 | 2 | 1 | — | — | — | — | — | — | — | — | — | | | |
| 3259 | Other chemical product & preparation mfg | 1 028 | 11 446 | 44 184 | 24 | 2 | | | | | | | | | | | | | | | | | | |

Table 6. Counties—Employees, Payroll, and Establishments by Industry: 2001—Con.

[Excludes most government employees, railroad employees, and self-employed persons. Size class 1 to 4 includes establishments with payroll, but no employees, during mid-March pay period. (D) denotes figures withheld to avoid disclosing data for individual companies; the data are included in broader industry totals. Detailed industries with 100 or more employees are shown if industry was not a (D). For explanation of terms, abbreviations, and data reliability/comparability, see introductory text]

| NAICS code | Industry | Number of employees for week including March 12 | Payroll (\$1,000) | | Total number of establishments | Number of establishments by employment-size class | | | | | | | | | |
|---------------------------------|--|---|-------------------|---------|--------------------------------|---|--------|----------|----------|----------|------------|------------|------------|---------------|--|
| | | | First quarter | Annual | | 1 to 4 | 5 to 9 | 10 to 19 | 20 to 49 | 50 to 99 | 100 to 249 | 250 to 499 | 500 to 999 | 1,000 or more | |
| BERGEN—Con. | | | | | | | | | | | | | | | |
| 31-33 Manufacturing—Con. | | | | | | | | | | | | | | | |
| 331 | Primary metal mfg | 600 | 5 540 | 25 806 | 13 | 3 | — | 2 | 3 | 3 | 2 | — | — | — | |
| 3312 | Steel product mfg from purchased steel | (E) | (D) | (D) | 3 | — | — | 1 | 1 | — | 1 | — | — | — | |
| 33122 | Rolling & drawing of purchased steel | (E) | (D) | (D) | 3 | — | — | 1 | 1 | — | 1 | — | — | — | |
| 3314 | Nonferrous (exc alum) production & processing | 125 | 1 547 | 5 803 | 5 | 1 | — | 1 | 2 | 1 | — | — | — | — | |
| 3315 | Foundries | (C) | (D) | (D) | 3 | — | — | — | — | 2 | 1 | — | — | — | |
| 33152 | Nonferrous metal foundries | (C) | (D) | (D) | 3 | — | — | — | — | 2 | 1 | — | — | — | |
| 332 | Fabricated metal product mfg | 4 563 | 45 162 | 181 472 | 195 | 72 | 36 | 29 | 37 | 11 | 7 | 2 | 1 | — | |
| 3321 | Forging & stamping | 366 | 4 246 | 15 791 | 17 | 6 | 2 | 3 | 4 | 1 | 1 | — | — | — | |
| 33211 | Forging & stamping | 366 | 4 246 | 15 791 | 17 | 6 | 2 | 3 | 4 | 1 | 1 | — | — | — | |
| 3322 | Cutlery & handtool mfg | 740 | 5 223 | 21 394 | 9 | 4 | 1 | — | 2 | 1 | — | — | 1 | — | |
| 33221 | Cutlery & handtool mfg | 740 | 5 223 | 21 394 | 9 | 4 | 1 | — | 2 | 1 | — | — | 1 | — | |
| 3323 | Architectural & structural metals mfg | 815 | 7 966 | 32 507 | 38 | 15 | 3 | 7 | 7 | 5 | 1 | — | — | — | |
| 33232 | Ornamental & architectural metal prod mfg | 754 | 6 940 | 28 088 | 31 | 11 | 2 | 6 | 6 | 5 | 1 | — | — | — | |
| 332321 | Metal window & door mfg | 375 | 2 992 | 11 719 | 9 | 3 | — | — | 3 | 2 | 1 | — | — | — | |
| 332322 | Sheet metal work mfg | 274 | 2 544 | 9 480 | 14 | 5 | 1 | 3 | 3 | 2 | — | — | — | — | |
| 332323 | Ornamental & architectural metal work mfg | 105 | 1 404 | 6 889 | 8 | 3 | 1 | 3 | — | 1 | — | — | — | — | |
| 3324 | Boiler, tank & shipping container mfg | (C) | (D) | (D) | 4 | 3 | — | — | — | — | 1 | — | — | — | |
| 33241 | Power boiler & heat exchanger mfg | (C) | (D) | (D) | 2 | 1 | — | — | — | — | 1 | — | — | — | |
| 3327 | Mach shops, turn prod, screw, nut, bolt mfg | 1 799 | 19 336 | 77 491 | 86 | 28 | 26 | 12 | 12 | 4 | 2 | 2 | — | — | |
| 33271 | Machine shops | 1 137 | 13 601 | 55 897 | 70 | 25 | 23 | 9 | 8 | 3 | 1 | 1 | — | — | |
| 332710 | Machine shops | 1 137 | 13 601 | 55 897 | 70 | 25 | 23 | 9 | 8 | 3 | 1 | 1 | — | — | |
| 33272 | Turned product & screw, nut & bolt mfg | 662 | 5 735 | 21 594 | 16 | 3 | 3 | 3 | 4 | 1 | 1 | 1 | — | — | |
| 332721 | Precision turned product mfg | 512 | 4 359 | 16 426 | 10 | 2 | 2 | 2 | 2 | — | 1 | 1 | — | — | |
| 332722 | Bolt, nut, screw, rivet & washer mfg | 150 | 1 376 | 5 168 | 6 | 1 | 1 | 1 | 2 | 1 | — | — | — | — | |
| 3328 | Coating, engrave, heat treating & oth activity | 253 | 2 119 | 8 399 | 17 | 5 | 1 | 3 | 8 | — | — | — | — | — | |
| 33281 | Coating, engrave, heat treating & oth activity | 253 | 2 119 | 8 399 | 17 | 5 | 1 | 3 | 8 | — | — | — | — | — | |
| 332813 | Electropl, plating, polish, anodize, coloring | 157 | 1 270 | 4 970 | 8 | 1 | — | 2 | 5 | — | — | — | — | — | |
| 3329 | Other fabricated metal product mfg | 383 | 3 831 | 16 690 | 13 | 5 | 2 | 2 | 2 | — | 2 | — | — | — | |
| 33291 | Metal valve mfg | (E) | (D) | (D) | 2 | — | — | — | — | — | 2 | — | — | — | |
| 33299 | All other fabricated metal product mfg | (C) | (D) | (D) | 11 | 5 | 2 | 2 | 2 | — | — | — | — | — | |
| 333 | Machinery mfg | 2 946 | 34 742 | 139 848 | 137 | 42 | 22 | 34 | 26 | 7 | 5 | 1 | — | — | |
| 3332 | Industrial machinery mfg | 663 | 8 681 | 35 435 | 28 | 9 | 4 | 4 | 8 | 1 | 2 | — | — | — | |
| 33329 | Other industrial machinery mfg | (F) | (D) | (D) | 26 | 9 | 3 | 4 | 7 | 1 | 2 | — | — | — | |
| 333293 | Printing machinery & equipment mfg | 183 | 2 510 | 10 434 | 7 | 3 | 1 | — | 2 | — | 1 | — | — | — | |
| 333298 | All other industrial machinery mfg | 267 | 3 990 | 15 380 | 6 | 1 | — | 2 | 1 | 1 | 1 | — | — | — | |
| 3333 | Commercial & service industry machinery mfg | 579 | 6 701 | 26 637 | 24 | 6 | 3 | 6 | 5 | 3 | 1 | — | — | — | |
| 33331 | Commercial & service industry machinery mfg | 579 | 6 701 | 26 637 | 24 | 6 | 3 | 6 | 5 | 3 | 1 | — | — | — | |
| 333319 | Oth commercial, service industry machinery mfg | 214 | 2 635 | 10 273 | 9 | 1 | 1 | 3 | 3 | 1 | — | — | — | — | |
| 3335 | Metalworking machinery mfg | 448 | 5 338 | 21 326 | 32 | 11 | 8 | 7 | 4 | 1 | 1 | — | — | — | |
| 33351 | Metalworking machinery mfg | 448 | 5 338 | 21 326 | 32 | 11 | 8 | 7 | 4 | 1 | 1 | — | — | — | |
| 333515 | Cutting tool & machine tool accessory mfg | 190 | 2 480 | 9 784 | 10 | 4 | 2 | 1 | 2 | — | 1 | — | — | — | |
| 3336 | Engine, turbine & power transmsn equip mfg | 146 | 1 237 | 5 252 | 5 | 2 | — | 1 | 1 | 1 | — | — | — | — | |
| 33361 | Engine, turbine & power transmsn equip mfg | 146 | 1 237 | 5 252 | 5 | 2 | — | 1 | 1 | 1 | — | — | — | — | |
| 3339 | Other general purpose machinery mfg | 968 | 10 959 | 45 003 | 39 | 11 | 4 | 14 | 8 | — | 1 | 1 | — | — | |
| 33391 | Pump & compressor mfg | 348 | 4 508 | 17 259 | 4 | — | 2 | 1 | — | — | 1 | — | — | — | |
| 33399 | All other general purpose machinery mfg | 565 | 5 679 | 24 147 | 31 | 10 | 4 | 10 | 6 | — | 1 | — | — | — | |
| 333993 | Packaging machinery mfg | 397 | 4 148 | 15 784 | 13 | 2 | 1 | 5 | 4 | — | 1 | — | — | — | |
| 333999 | All other general purpose machinery mfg | 123 | 1 101 | 6 424 | 10 | 3 | 3 | 2 | 2 | — | — | — | — | — | |
| 334 | Computer & electronic product mfg | 4 997 | 72 244 | 292 681 | 102 | 20 | 10 | 22 | 26 | 11 | 8 | 4 | 1 | — | |
| 3341 | Computer & peripheral equipment mfg | 615 | 8 094 | 30 042 | 13 | 4 | 1 | 3 | 3 | — | 1 | 1 | — | — | |
| 33411 | Computer & peripheral equipment mfg | 615 | 8 094 | 30 042 | 13 | 4 | 1 | 3 | 3 | — | 1 | 1 | — | — | |
| 334119 | Other computer peripheral equipment mfg | 541 | 6 877 | 25 042 | 7 | 1 | — | 2 | 2 | — | 1 | 1 | — | — | |
| 3342 | Communications equipment mfg | (F) | (D) | (D) | 20 | 3 | 2 | 4 | 5 | 4 | 2 | — | — | — | |
| 33421 | Telephone apparatus mfg | (C) | (D) | (D) | 4 | 2 | 1 | — | — | — | 1 | — | — | — | |
| 33422 | Radio, TV broadcast & wireless comm equip mfg | 472 | 6 486 | 24 721 | 14 | 1 | 1 | 4 | 4 | 3 | 1 | — | — | — | |
| 334220 | Radio, TV broadcast & wireless comm equip mfg | 472 | 6 486 | 24 721 | 14 | 1 | 1 | 4 | 4 | 3 | 1 | — | — | — | |
| 3343 | Audio & video equipment mfg | 203 | 4 507 | 11 643 | 5 | 1 | — | 1 | 2 | — | 1 | — | — | — | |
| 33431 | Audio & video equipment mfg | 203 | 4 507 | 11 643 | 5 | 1 | — | 1 | 2 | — | 1 | — | — | — | |
| 334310 | Audio & video equipment mfg | 203 | 4 507 | 11 643 | 5 | 1 | — | 1 | 2 | — | 1 | — | — | — | |
| 3344 | Semiconductor & oth electronic component mfg | 1 182 | 12 264 | 52 159 | 21 | 2 | 2 | 6 | 6 | 2 | 2 | 1 | — | — | |
| 33441 | Semiconductor & oth electronic component mfg | 1 182 | 12 264 | 52 159 | 21 | 2 | 2 | 6 | 6 | 2 | 2 | 1 | — | — | |
| 334413 | Semiconductor & related device mfg | 211 | 2 513 | 6 377 | 5 | 1 | — | 3 | — | — | 1 | — | — | — | |
| 334419 | Other electronic component mfg | 691 | 7 751 | 37 907 | 7 | — | 1 | 2 | 2 | — | 1 | — | — | — | |
| 3345 | Nav, measuring, medical, control instruments mfg | 2 284 | 37 639 | 162 765 | 41 | 10 | 5 | 7 | 9 | 5 | 2 | 2 | 1 | — | |
| 33451 | Nav, measuring, medical, control instruments mfg | 2 284 | 37 639 | 162 765 | 41 | 10 | 5 | 7 | 9 | 5 | 2 | 2 | 1 | — | |
| 334511 | Search, detection & navigation instrument mfg | 1 043 | 18 936 | 77 200 | 10 | — | 2 | 1 | 3 | 2 | — | 1 | 1 | — | |
| 334513 | Industrial process control mfg | 190 | 1 948 | 11 596 | 10 | 5 | 1 | 2 | — | 2 | — | — | — | — | |
| 334516 | Analytical laboratory instrument mfg | 254 | 3 818 | 14 492 | 5 | 1 | — | 1 | 1 | 1 | 1 | — | — | — | |
| 334519 | Other measuring & controlling device mfg | 232 | 2 172 | 9 002 | 4 | — | — | — | 2 | — | 1 | — | — | — | |

See footnotes at end of table.

Table 6. Counties—Employees, Payroll, and Establishments by Industry: 2001—Con.

[Excludes most government employees, railroad employees, and self-employed persons. Size class 1 to 4 includes establishments with payroll, but no employees, during mid-March pay period. (D) denotes figures withheld to avoid disclosing data for individual companies; the data are included in broader industry totals. Detailed industries with 100 or more employees are shown if industry was not a (D). For explanation of terms, abbreviations, and data reliability/comparability, see introductory text]

| NAICS code | Industry | Number of employees for week including March 12 | Payroll (\$1,000) | | Total number of establishments | Number of establishments by employment-size class | | | | | | | | | | | | | | | | | | | | | |
|---------------------------------|--|---|-------------------|------------------|--------------------------------|---|------------|------------|------------|------------|------------|------------|------------|---------------|---|---|---|---|---|--|--|--|--|--|--|--|--|
| | | | First quarter | Annual | | 1 to 4 | 5 to 9 | 10 to 19 | 20 to 49 | 50 to 99 | 100 to 249 | 250 to 499 | 500 to 999 | 1,000 or more | | | | | | | | | | | | | |
| BERGEN—Con. | | | | | | | | | | | | | | | | | | | | | | | | | | | |
| 31-33 Manufacturing—Con. | | | | | | | | | | | | | | | | | | | | | | | | | | | |
| 335 | Electrical equip, appliance & component mfg | 1 309 | 12 784 | 60 251 | 37 | 10 | 7 | 6 | 5 | 7 | 1 | 1 | — | — | — | — | — | — | — | | | | | | | | |
| 3351 | Electric lighting equipment mfg | 424 | 3 907 | 20 079 | 11 | 3 | 2 | 2 | 1 | 2 | 1 | — | — | — | — | — | — | — | — | | | | | | | | |
| 33512 | Lighting fixture mfg | 424 | 3 907 | 20 079 | 11 | 3 | 2 | 2 | 1 | 2 | 1 | — | — | — | — | — | — | — | — | | | | | | | | |
| 335122 | Commercial electric lighting fixture mfg | 291 | 2 403 | 10 375 | 5 | 1 | 1 | 1 | — | 1 | 1 | — | — | — | — | — | — | — | — | | | | | | | | |
| 3353 | Electrical equipment mfg | 416 | 4 858 | 23 550 | 9 | 3 | 2 | — | 3 | — | — | 1 | — | — | — | — | — | — | — | | | | | | | | |
| 33531 | Electrical equipment mfg | 416 | 4 858 | 23 550 | 9 | 3 | 2 | — | 3 | — | — | 1 | — | — | — | — | — | — | — | | | | | | | | |
| 3359 | Other electrical equipment & component mfg | (E) | (D) | (D) | 16 | 3 | 3 | 4 | 1 | 5 | — | — | — | — | — | — | — | — | — | | | | | | | | |
| 33593 | Wiring device mfg | 265 | 1 771 | 7 871 | 9 | 2 | 2 | 2 | — | 3 | — | — | — | — | — | — | — | — | — | | | | | | | | |
| 336 | Transportation equipment mfg | 1 455 | 12 856 | 52 082 | 24 | 8 | 5 | 1 | 4 | — | 5 | 1 | — | — | — | — | — | — | — | | | | | | | | |
| 3363 | Motor vehicle parts mfg | 646 | 5 923 | 22 492 | 9 | 3 | 1 | — | 2 | — | 3 | — | — | — | — | — | — | — | — | | | | | | | | |
| 33631 | Motor vehicle gas engine & engine parts mfg | (C) | (D) | (D) | 3 | 1 | — | — | 1 | — | 1 | — | — | — | — | — | — | — | — | | | | | | | | |
| 33632 | MV electrical & electronic equipment mfg | 205 | 2 174 | 7 418 | 5 | 2 | 1 | — | 1 | — | 1 | — | — | — | — | — | — | — | — | | | | | | | | |
| 336322 | Other MV electrical & electronic equip mfg | 205 | 2 174 | 7 418 | 5 | 2 | 1 | — | 1 | — | 1 | — | — | — | — | — | — | — | — | | | | | | | | |
| 33635 | MV transmission & power train parts mfg | (C) | (D) | (D) | 1 | — | — | — | — | — | 1 | — | — | — | — | — | — | — | — | | | | | | | | |
| 3364 | Aerospace product & parts mfg | 666 | 5 169 | 22 094 | 6 | — | 1 | 1 | 2 | — | 1 | 1 | — | — | — | — | — | — | — | | | | | | | | |
| 33641 | Aerospace product & parts mfg | 666 | 5 169 | 22 094 | 6 | — | 1 | 1 | 2 | — | 1 | 1 | — | — | — | — | — | — | — | | | | | | | | |
| 3369 | Other transportation equipment mfg | (C) | (D) | (D) | 4 | 2 | 1 | — | — | — | 1 | — | — | — | — | — | — | — | — | | | | | | | | |
| 33699 | Other transportation equipment mfg | (C) | (D) | (D) | 4 | 2 | 1 | — | — | — | 1 | — | — | — | — | — | — | — | — | | | | | | | | |
| 337 | Furniture & related product mfg | 1 029 | 7 698 | 34 349 | 82 | 40 | 18 | 9 | 9 | 5 | 1 | — | — | — | — | — | — | — | — | | | | | | | | |
| 3371 | HH & institutional furniture & kitchen cabinet mfg | 544 | 4 269 | 19 493 | 56 | 30 | 11 | 7 | 7 | 1 | — | — | — | — | — | — | — | — | — | | | | | | | | |
| 33711 | Wood kitchen cabinet & countertop mfg | 212 | 1 712 | 7 831 | 28 | 15 | 6 | 5 | 2 | — | — | — | — | — | — | — | — | — | — | | | | | | | | |
| 337110 | Wood kitchen cabinet & countertop mfg | 212 | 1 712 | 7 831 | 28 | 15 | 6 | 5 | 2 | — | — | — | — | — | — | — | — | — | — | | | | | | | | |
| 33712 | Household & institutional furniture mfg | 332 | 2 557 | 11 662 | 28 | 15 | 5 | 2 | 5 | 1 | — | — | — | — | — | — | — | — | — | | | | | | | | |
| 337127 | Institutional furniture mfg | 114 | 893 | 3 818 | 5 | — | 1 | 2 | 2 | — | — | — | — | — | — | — | — | — | — | | | | | | | | |
| 3372 | Office furniture (including fixtures) mfg | 258 | 1 859 | 8 153 | 22 | 9 | 7 | 2 | 2 | — | — | — | — | — | — | — | — | — | — | | | | | | | | |
| 33721 | Office furniture (including fixtures) mfg | 258 | 1 859 | 8 153 | 22 | 9 | 7 | 2 | 2 | — | — | — | — | — | — | — | — | — | — | | | | | | | | |
| 337215 | Showcase, partition, shelving & locker mfg | 178 | 1 196 | 4 802 | 10 | 4 | 2 | 1 | 1 | 2 | — | — | — | — | — | — | — | — | — | | | | | | | | |
| 3379 | Other furniture related product mfg | 227 | 1 570 | 6 703 | 4 | 1 | — | — | — | 2 | 1 | — | — | — | — | — | — | — | — | | | | | | | | |
| 33791 | Mattress mfg | (C) | (D) | (D) | 1 | — | — | — | — | — | 1 | — | — | — | — | — | — | — | — | | | | | | | | |
| 33792 | Blind & shade mfg | (C) | (D) | (D) | 3 | 1 | — | — | — | 2 | — | — | — | — | — | — | — | — | — | | | | | | | | |
| 339 | Miscellaneous mfg | 7 071 | 101 107 | 375 174 | 167 | 72 | 29 | 25 | 16 | 12 | 9 | 1 | 2 | 1 | — | — | — | — | — | | | | | | | | |
| 3391 | Medical equipment & supplies mfg | 3 586 | 74 300 | 264 862 | 75 | 35 | 14 | 9 | 7 | 4 | 4 | — | 1 | 1 | — | — | — | — | — | | | | | | | | |
| 33911 | Medical equipment & supplies mfg | 3 586 | 74 300 | 264 862 | 75 | 35 | 14 | 9 | 7 | 4 | 4 | — | 1 | 1 | — | — | — | — | — | | | | | | | | |
| 339112 | Surgical & medical instrument mfg | 338 | 4 944 | 18 347 | 13 | 3 | 4 | 2 | 1 | 2 | 1 | — | — | — | — | — | — | — | — | | | | | | | | |
| 339113 | Surgical appliance & supplies mfg | 2 694 | 63 470 | 221 799 | 13 | 2 | — | 3 | 3 | 1 | 2 | — | 1 | 1 | — | — | — | — | — | | | | | | | | |
| 339114 | Dental equipment & supplies mfg | 311 | 3 868 | 15 657 | 4 | — | 1 | — | 1 | 1 | 1 | — | — | — | — | — | — | — | — | | | | | | | | |
| 339116 | Dental laboratories | 233 | 1 974 | 8 891 | 40 | 25 | 9 | 4 | 2 | — | — | — | — | — | — | — | — | — | — | | | | | | | | |
| 3399 | Other miscellaneous mfg | 3 485 | 26 807 | 110 312 | 92 | 37 | 15 | 16 | 9 | 8 | 5 | 1 | 1 | — | — | — | — | — | — | | | | | | | | |
| 33991 | Jewelry & silverware mfg | 480 | 4 001 | 14 650 | 16 | 7 | 2 | 3 | 1 | 2 | 1 | — | — | — | — | — | — | — | — | | | | | | | | |
| 339911 | Jewelry (exc costume) mfg | 394 | 3 527 | 12 387 | 9 | 2 | 2 | 2 | 1 | 1 | 1 | — | — | — | — | — | — | — | — | | | | | | | | |
| 33992 | Sporting & athletic goods mfg | 125 | 596 | 2 476 | 11 | 6 | 2 | 2 | — | 1 | — | — | — | — | — | — | — | — | — | | | | | | | | |
| 339920 | Sporting & athletic goods mfg | 125 | 596 | 2 476 | 11 | 6 | 2 | 2 | — | 1 | — | — | — | — | — | — | — | — | — | | | | | | | | |
| 33993 | Doll, toy & game mfg | (G) | (D) | (D) | 6 | 1 | 2 | 1 | — | 1 | — | — | — | — | — | — | — | — | — | | | | | | | | |
| 33994 | Office supplies (exc paper) mfg | (C) | (D) | (D) | 8 | 2 | 1 | 2 | 2 | 1 | — | — | — | — | — | — | — | — | — | | | | | | | | |
| 339941 | Pen & mechanical pencil mfg | 149 | 838 | 3 411 | 6 | 1 | 1 | 1 | 2 | 1 | — | — | — | — | — | — | — | — | — | | | | | | | | |
| 33995 | Sign mfg | 878 | 10 033 | 40 580 | 24 | 12 | 5 | 3 | — | 1 | 2 | 1 | — | — | — | — | — | — | — | | | | | | | | |
| 339950 | Sign mfg | 878 | 10 033 | 40 580 | 24 | 12 | 5 | 3 | — | 1 | 2 | 1 | — | — | — | — | — | — | — | | | | | | | | |
| 33999 | All other misc mfg | 793 | 7 895 | 34 739 | 27 | 9 | 3 | 5 | 6 | 3 | 1 | — | — | — | — | — | — | — | — | | | | | | | | |
| 339991 | Gasket, packing & sealing device mfg | 194 | 1 983 | 8 068 | 7 | 1 | — | 2 | 4 | — | — | — | — | — | — | — | — | — | — | | | | | | | | |
| 339999 | All other miscellaneous mfg | 471 | 4 477 | 21 087 | 14 | 6 | 1 | 2 | 2 | 2 | 1 | — | — | — | — | — | — | — | — | | | | | | | | |
| 42 | Wholesale trade | 52 970 | 729 499 | 3 026 142 | 3 594 | 2 041 | 602 | 413 | 336 | 121 | 55 | 19 | 5 | 2 | | | | | | | | | | | | | |
| 421 | Wholesale trade, durable goods | 29 920 | 443 138 | 1 792 282 | 1 965 | 1 063 | 330 | 255 | 202 | 69 | 35 | 6 | 4 | 1 | | | | | | | | | | | | | |
| 4211 | Motor vehicle, motor vehicle pt & supply whsle | 2 666 | 40 845 | 156 477 | 155 | 84 | 21 | 19 | 20 | 7 | 2 | 2 | — | — | — | — | — | — | — | | | | | | | | |
| 42111 | Automobile & other motor vehicle whsle | 939 | 16 284 | 70 386 | 51 | 25 | 6 | 9 | 7 | 3 | — | 1 | — | — | — | — | — | — | — | | | | | | | | |
| 421110 | Automobile & other motor vehicle whsle | 939 | 16 284 | 70 386 | 51 | 25 | 6 | 9 | 7 | 3 | — | 1 | — | — | — | — | — | — | — | | | | | | | | |
| 42112 | Motor vehicle supplies & new parts whsle | 1 536 | 22 787 | 78 334 | 82 | 44 | 12 | 8 | 12 | 3 | 2 | 1 | — | — | — | — | — | — | — | | | | | | | | |
| 421120 | Motor vehicle supplies & new parts whsle | 1 536 | 22 787 | 78 334 | 82 | 44 | 12 | 8 | 12 | 3 | 2 | 1 | — | — | — | — | — | — | — | | | | | | | | |
| 42113 | Tire & tube whsle | 143 | 1 524 | 6 316 | 7 | 3 | 1 | 1 | 1 | 1 | — | — | — | — | — | — | — | — | — | | | | | | | | |
| 421130 | Tire & tube whsle | 143 | 1 524 | 6 316 | 7 | 3 | 1 | 1 | 1 | 1 | — | — | — | — | — | — | — | — | — | | | | | | | | |
| 4212 | Furniture & home furnishing whsle | 1 965 | 20 493 | 93 547 | 122 | 75 | 14 | 12 | 9 | 8 | 4 | — | — | — | — | — | — | — | — | | | | | | | | |
| 42121 | Furniture whsle | 405 | 4 928 | 21 656 | 42 | 29 | 3 | 4 | 4 | 2 | — | — | — | — | — | — | — | — | — | | | | | | | | |
| 421210 | Furniture whsle | 405 | 4 928 | 21 656 | 42 | 29 | 3 | 4 | 4 | 2 | — | — | — | — | — | — | — | — | — | | | | | | | | |
| 42122 | Home furnishing whsle | 1 560 | 15 565 | 71 891 | 80 | 46 | 11 | 8 | 5 | 6 | 4 | — | — | — | — | — | — | — | — | | | | | | | | |
| 421220 | Home furnishing whsle | 1 560 | 15 565 | 71 891 | 80 | 46 | 11 | 8 | 5 | 6 | 4 | — | — | — | — | — | — | — | — | | | | | | | | |
| 4213 | Lumber & other construction materials whsle | 795 | 7 570 | 33 259 | 49 | 23 | 4 | 11 | 9 | 1 | 1 | — | — | — | — | — | — | — | — | | | | | | | | |
| 42131 | Lumber, plywood, millwork & wood panel whsle | 404 | 4 376 | 19 426 | 20 | 10 | 1 | 6 | 2 | — | 1 | — | — | — | — | — | — | — | — | | | | | | | | |
| 421310 | Lumber, plywood, millwork & wood panel whsle | 404 | 4 376 | 19 426 | 20 | 10 | 1 | 6 | 2 | — | 1 | — | — | — | — | — | — | — | — | | | | | | | | |

Table 6. Counties—Employees, Payroll, and Establishments by Industry: 2001—Con.

[Excludes most government employees, railroad employees, and self-employed persons. Size class 1 to 4 includes establishments with payroll, but no employees, during mid-March pay period. (D) denotes figures withheld to avoid disclosing data for individual companies; the data are included in broader industry totals. Detailed industries with 100 or more employees are shown if industry was not a (D). For explanation of terms, abbreviations, and data reliability/comparability, see introductory text]

| NAICS code | Industry | Number of employees for week including March 12 | Payroll (\$1,000) | | Total number of establishments | Number of establishments by employment-size class | | | | | | | | |
|--------------------|---|---|-------------------|-----------|--------------------------------|---|--------|----------|----------|----------|------------|------------|------------|---------------|
| | | | First quarter | Annual | | 1 to 4 | 5 to 9 | 10 to 19 | 20 to 49 | 50 to 99 | 100 to 249 | 250 to 499 | 500 to 999 | 1,000 or more |
| BERGEN—Con. | | | | | | | | | | | | | | |
| 42 | Wholesale trade—Con. | | | | | | | | | | | | | |
| 421 | Wholesale trade, durable goods—Con. | | | | | | | | | | | | | |
| 4214 | Professional & commercial equip & supp whsle—Con. | | | | | | | | | | | | | |
| 42145 | Medical, dental, hospital equip & supp whsle | 1 317 | 26 145 | 105 419 | 64 | 37 | 6 | 5 | 9 | 3 | 4 | — | — | — |
| 421450 | Medical, dental, hospital equip & supp whsle | 1 317 | 26 145 | 105 419 | 64 | 37 | 6 | 5 | 9 | 3 | 4 | — | — | — |
| 42146 | Ophthalmic goods whsle | 1 596 | 13 175 | 51 505 | 14 | 4 | 3 | 2 | 1 | 1 | 2 | — | — | 1 |
| 421460 | Ophthalmic goods whsle | 1 596 | 13 175 | 51 505 | 14 | 4 | 3 | 2 | 1 | 1 | 2 | — | — | 1 |
| 42149 | Oth professional equipment & supplies whsle | 244 | 3 973 | 16 300 | 21 | 10 | 3 | 4 | 3 | 1 | — | — | — | — |
| 421490 | Oth professional equipment & supplies whsle | 244 | 3 973 | 16 300 | 21 | 10 | 3 | 4 | 3 | 1 | — | — | — | — |
| 4215 | Metal & mineral (except petroleum) whsle | 918 | 13 957 | 60 711 | 103 | 58 | 21 | 12 | 7 | 5 | — | — | — | — |
| 42151 | Metal service centers & offices whsle | 796 | 11 947 | 52 037 | 90 | 48 | 21 | 11 | 6 | 4 | — | — | — | — |
| 421510 | Metal service centers & offices whsle | 796 | 11 947 | 52 037 | 90 | 48 | 21 | 11 | 6 | 4 | — | — | — | — |
| 42152 | Coal & other mineral & ore whsle | 122 | 2 010 | 8 674 | 13 | 10 | — | 1 | 1 | 1 | — | — | — | — |
| 421520 | Coal & other mineral & ore whsle | 122 | 2 010 | 8 674 | 13 | 10 | — | 1 | 1 | 1 | — | — | — | — |
| 4216 | Electrical goods whsle | 6 596 | 110 652 | 463 063 | 307 | 140 | 80 | 33 | 28 | 13 | 10 | 1 | 2 | — |
| 42161 | Elec equip, wiring supp, const material whsle | 1 144 | 17 574 | 69 195 | 94 | 42 | 25 | 13 | 10 | 2 | 2 | — | — | — |
| 421610 | Elec equip, wiring supp, const material whsle | 1 144 | 17 574 | 69 195 | 94 | 42 | 25 | 13 | 10 | 2 | 2 | — | — | — |
| 42162 | Electric appliance, TV, radio set whsle | 3 095 | 50 992 | 229 548 | 48 | 15 | 14 | 4 | 2 | 6 | 4 | 1 | 2 | — |
| 421620 | Electric appliance, TV, radio set whsle | 3 095 | 50 992 | 229 548 | 48 | 15 | 14 | 4 | 2 | 6 | 4 | 1 | 2 | — |
| 42169 | Other electronic parts & equipment whsle | 2 357 | 42 086 | 164 320 | 165 | 83 | 41 | 16 | 16 | 5 | 4 | — | — | — |
| 421690 | Other electronic parts & equipment whsle | 2 357 | 42 086 | 164 320 | 165 | 83 | 41 | 16 | 16 | 5 | 4 | — | — | — |
| 4217 | Hardware, plumb & heating equip & sup whsle | 1 599 | 20 556 | 90 556 | 108 | 43 | 20 | 16 | 25 | 3 | 1 | — | — | — |
| 42171 | Hardware whsle | 921 | 11 844 | 52 219 | 67 | 29 | 13 | 9 | 14 | 1 | 1 | — | — | — |
| 421710 | Hardware whsle | 921 | 11 844 | 52 219 | 67 | 29 | 13 | 9 | 14 | 1 | 1 | — | — | — |
| 42172 | Plumbing & heating equipment & supplies whsle | 469 | 6 156 | 27 001 | 22 | 4 | 4 | 5 | 7 | 2 | — | — | — | — |
| 421720 | Plumbing & heating equipment & supplies whsle | 469 | 6 156 | 27 001 | 22 | 4 | 4 | 5 | 7 | 2 | — | — | — | — |
| 42173 | Warm air heating & AC equip & supplies whsle | (C) | (D) | (D) | 17 | 9 | 3 | 2 | 3 | — | — | — | — | — |
| 4218 | Machinery, equipment & supplies whsle | 4 309 | 60 872 | 251 916 | 420 | 220 | 82 | 75 | 31 | 6 | 5 | 1 | — | — |
| 42181 | Const & mining (exc petroleum) equip whsle | 333 | 4 755 | 19 182 | 21 | 9 | 1 | 7 | 3 | — | 1 | — | — | — |
| 421810 | Const & mining (exc petroleum) equip whsle | 333 | 4 755 | 19 182 | 21 | 9 | 1 | 7 | 3 | — | 1 | — | — | — |
| 42183 | Industrial machinery & equipment whsle | 2 277 | 32 613 | 135 035 | 240 | 126 | 51 | 37 | 19 | 5 | 2 | — | — | — |
| 421830 | Industrial machinery & equipment whsle | 2 277 | 32 613 | 135 035 | 240 | 126 | 51 | 37 | 19 | 5 | 2 | — | — | — |
| 42184 | Industrial supplies whsle | 609 | 6 521 | 28 173 | 88 | 52 | 17 | 16 | 2 | — | 1 | — | — | — |
| 421840 | Industrial supplies whsle | 609 | 6 521 | 28 173 | 88 | 52 | 17 | 16 | 2 | — | 1 | — | — | — |
| 42185 | Service establishment equip & supplies whsle | 288 | 2 935 | 11 893 | 30 | 14 | 7 | 5 | 3 | 1 | — | — | — | — |
| 421850 | Service establishment equip & supplies whsle | 288 | 2 935 | 11 893 | 30 | 14 | 7 | 5 | 3 | 1 | — | — | — | — |
| 42186 | Transportation equip, supplies (exc MV) whsle | 722 | 12 972 | 53 144 | 30 | 11 | 6 | 8 | 3 | — | 1 | 1 | — | — |
| 421860 | Transportation equip, supplies (exc MV) whsle | 722 | 12 972 | 53 144 | 30 | 11 | 6 | 8 | 3 | — | 1 | 1 | — | — |
| 4219 | Miscellaneous durable goods whsle | 3 207 | 41 833 | 159 175 | 364 | 261 | 44 | 25 | 23 | 7 | 3 | — | 1 | — |
| 42191 | Sporting & recreational goods & supply whsle | 443 | 4 597 | 17 571 | 41 | 22 | 7 | 5 | 6 | — | 1 | — | — | — |
| 421910 | Sporting & recreational goods & supply whsle | 443 | 4 597 | 17 571 | 41 | 22 | 7 | 5 | 6 | — | 1 | — | — | — |
| 42192 | Toy & hobby goods & supplies whsle | 966 | 14 395 | 56 597 | 42 | 26 | 10 | 2 | 2 | 1 | — | — | 1 | — |
| 421920 | Toy & hobby goods & supplies whsle | 966 | 14 395 | 56 597 | 42 | 26 | 10 | 2 | 2 | 1 | — | — | 1 | — |
| 42193 | Recyclable material whsle | 208 | 4 594 | 12 238 | 41 | 29 | 3 | 8 | 1 | — | — | — | — | — |
| 421930 | Recyclable material whsle | 208 | 4 594 | 12 238 | 41 | 29 | 3 | 8 | 1 | — | — | — | — | — |
| 42194 | Jewelry, watch, precious stone & metal whsle | 655 | 8 266 | 35 076 | 86 | 66 | 6 | 1 | 9 | 4 | — | — | — | — |
| 421940 | Jewelry, watch, precious stone & metal whsle | 655 | 8 266 | 35 076 | 86 | 66 | 6 | 1 | 9 | 4 | — | — | — | — |
| 42199 | Other miscellaneous durable goods whsle | 935 | 9 981 | 37 693 | 154 | 118 | 18 | 9 | 5 | 2 | 2 | — | — | — |
| 421990 | Other miscellaneous durable goods whsle | 935 | 9 981 | 37 693 | 154 | 118 | 18 | 9 | 5 | 2 | 2 | — | — | — |
| 422 | Wholesale trade, nondurable goods | 23 050 | 286 361 | 1 233 860 | 1 629 | 978 | 272 | 158 | 134 | 52 | 20 | 13 | 1 | 1 |
| 4221 | Paper & paper product whsle | 1 297 | 15 499 | 66 593 | 149 | 98 | 25 | 11 | 9 | 5 | 1 | — | — | — |
| 42211 | Printing & writing paper whsle | 334 | 5 050 | 18 517 | 24 | 16 | 3 | 1 | 1 | 3 | — | — | — | — |
| 422110 | Printing & writing paper whsle | 334 | 5 050 | 18 517 | 24 | 16 | 3 | 1 | 1 | 3 | — | — | — | — |
| 42212 | Stationery & office supplies whsle | 512 | 5 453 | 24 629 | 63 | 43 | 10 | 5 | 4 | — | 1 | — | — | — |
| 422120 | Stationery & office supplies whsle | 512 | 5 453 | 24 629 | 63 | 43 | 10 | 5 | 4 | — | 1 | — | — | — |
| 42213 | Industrial & personal service paper whsle | 451 | 4 996 | 23 447 | 62 | 39 | 12 | 5 | 4 | 2 | — | — | — | — |
| 422130 | Industrial & personal service paper whsle | 451 | 4 996 | 23 447 | 62 | 39 | 12 | 5 | 4 | 2 | — | — | — | — |
| 4222 | Drugs & druggists' sundries whsle | 2 869 | 48 597 | 215 064 | 133 | 70 | 21 | 20 | 11 | 5 | 3 | 3 | — | — |
| 42221 | Drugs & druggists' sundries whsle | 2 869 | 48 597 | 215 064 | 133 | 70 | 21 | 20 | 11 | 5 | 3 | 3 | — | — |
| 422210 | Drugs & druggists' sundries whsle | 2 869 | 48 597 | 215 064 | 133 | 70 | 21 | 20 | 11 | 5 | 3 | 3 | — | — |
| 4223 | Apparel, piece goods & notions whsle | 3 825 | 40 382 | 173 965 | 363 | 225 | 58 | 36 | 29 | 12 | 1 | 2 | — | — |
| 42231 | Piece goods, notions & other dry goods whsle | 659 | 7 068 | 29 217 | 106 | 64 | 21 | 14 | 6 | 1 | — | — | — | — |
| 422310 | Piece goods, notions & other dry goods whsle | 659 | 7 068 | 29 217 | 106 | 64 | 21 | 14 | 6 | 1 | — | — | — | — |
| 42232 | Men's & boys' clothing & furnishings whsle | 850 | 9 035 | 40 245 | 95 | 59 | 18 | 5 | 8 | 5 | — | — | — | — |
| 422320 | Men's & boys' clothing & furnishings whsle | 850 | 9 035 | 40 245 | 95 | 59 | 18 | 5 | 8 | 5 | — | — | — | — |
| 42233 | Women's, children's, infants' clothing whsle | 1 981 | 20 751 | 86 629 | 130 | 84 | 15 | 9 | 15 | 4 | 1 | 2 | — | — |
| 422330 | Women's, children's, infants' clothing whsle | 1 981 | 20 751 | 86 629 | 130 | 84 | 15 | 9 | 15 | 4 | 1 | 2 | — | — |
| 42234 | Footwear whsle | 335 | 3 528 | 17 874 | 32 | 18 | 4 | 8 | — | 2 | — | — | — | — |
| 422340 | Footwear whsle | 335 | 3 528 | 17 874 | 32 | 18 | 4 | 8 | — | 2 | — | — | — | — |
| 4224 | Grocery & related product whsle | 6 731 | 69 992 | 300 891 | 387 | 225 | 71 | 29 | 38 | 13 | 4 | 6 | 1 | — |
| 42241 | General line grocery whsle | 2 101 | 16 602 | 75 748 | 48 | 27 | 7 | 1 | 2 | 5 | 2 | 4 | — | — |
| 422410 | General line grocery whsle | 2 101 | 16 602 | 75 748 | 48 | 27 | 7 | 1 | 2 | 5 | 2 | 4 | — | — |
| 42242 | Packaged frozen food whsle | 382 | 5 764 | 22 964 | 26 | 12 | 9 | 1 | 2 | 1 | 1 | — | — | — |
| 422420 | Packaged frozen food whsle | 382 | 5 764 | 22 964 | 26 | 12 | 9 | 1 | 2 | 1 | 1 | — | — | — |

See footnotes at end of table.

Table 6. Counties—Employees, Payroll, and Establishments by Industry: 2001—Con.

[Excludes most government employees, railroad employees, and self-employed persons. Size class 1 to 4 includes establishments with payroll, but no employees, during mid-March pay period. (D) denotes figures withheld to avoid disclosing data for individual companies; the data are included in broader industry totals. Detailed industries with 100 or more employees are shown if industry was not a (D). For explanation of terms, abbreviations, and data reliability/comparability, see introductory text]

| NAICS code | Industry | Number of employees for week including March 12 | Payroll (\$1,000) | | Total number of establishments | Number of establishments by employment-size class | | | | | | | | | | | | | | | | | | |
|--------------------|--|---|-------------------|------------------|--------------------------------|---|------------|------------|------------|------------|------------|------------|------------|---------------|---|---|---|---|---|---|--|--|--|--|
| | | | First quarter | Annual | | 1 to 4 | 5 to 9 | 10 to 19 | 20 to 49 | 50 to 99 | 100 to 249 | 250 to 499 | 500 to 999 | 1,000 or more | | | | | | | | | | |
| BERGEN—Con. | | | | | | | | | | | | | | | | | | | | | | | | |
| 42 | Wholesale trade—Con. | | | | | | | | | | | | | | | | | | | | | | | |
| 422 | Wholesale trade, nondurable goods—Con. | | | | | | | | | | | | | | | | | | | | | | | |
| 4224 | Grocery & related product whsle—Con. | | | | | | | | | | | | | | | | | | | | | | | |
| 42243 | Dairy product (exc dried or canned) whsle . . . | 253 | 3 685 | 15 505 | 32 | 22 | 5 | 2 | 1 | 2 | — | — | — | — | — | — | — | — | — | — | | | | |
| 422430 | Dairy product (exc dried or canned) whsle . . . | 253 | 3 685 | 15 505 | 32 | 22 | 5 | 2 | 1 | 2 | — | — | — | — | — | — | — | — | — | — | | | | |
| 42245 | Confectionery whsle | 529 | 3 826 | 17 651 | 25 | 12 | 4 | 2 | 6 | — | — | — | — | — | — | — | — | — | — | — | | | | |
| 422450 | Confectionery whsle | 529 | 3 826 | 17 651 | 25 | 12 | 4 | 2 | 6 | — | — | — | — | — | — | — | — | — | — | — | | | | |
| 42247 | Meat & meat product whsle | 240 | 2 019 | 8 630 | 35 | 24 | 6 | 1 | 3 | 1 | — | — | — | — | — | — | — | — | — | — | | | | |
| 422470 | Meat & meat product whsle | 240 | 2 019 | 8 630 | 35 | 24 | 6 | 1 | 3 | 1 | — | — | — | — | — | — | — | — | — | — | | | | |
| 42248 | Fresh fruit & vegetable whsle | 164 | 2 458 | 10 132 | 31 | 21 | 7 | 1 | 2 | — | — | — | — | — | — | — | — | — | — | — | | | | |
| 422480 | Fresh fruit & vegetable whsle | 164 | 2 458 | 10 132 | 31 | 21 | 7 | 1 | 2 | — | — | — | — | — | — | — | — | — | — | — | | | | |
| 42249 | Other grocery & related products whsle | 2 977 | 34 434 | 145 597 | 166 | 89 | 29 | 19 | 22 | 4 | 1 | 1 | 1 | — | — | — | — | — | — | — | | | | |
| 422490 | Other grocery & related products whsle | 2 977 | 34 434 | 145 597 | 166 | 89 | 29 | 19 | 22 | 4 | 1 | 1 | 1 | — | — | — | — | — | — | — | | | | |
| 4225 | Farm product raw material whsle | 119 | 1 521 | 5 358 | 22 | 13 | 8 | — | 1 | — | — | — | — | — | — | — | — | — | — | — | | | | |
| 4226 | Chemical & allied products whsle | 1 492 | 29 959 | 112 668 | 165 | 88 | 28 | 25 | 20 | 4 | — | — | — | — | — | — | — | — | — | — | | | | |
| 42261 | Plastics materials & basic forms, shapes whsle | 381 | 4 716 | 17 543 | 47 | 29 | 10 | 3 | 3 | 2 | — | — | — | — | — | — | — | — | — | — | | | | |
| 422610 | Plastics materials & basic forms, shapes whsle | 381 | 4 716 | 17 543 | 47 | 29 | 10 | 3 | 3 | 2 | — | — | — | — | — | — | — | — | — | — | | | | |
| 42269 | Other chemical & allied products whsle | 1 111 | 25 243 | 95 125 | 118 | 59 | 18 | 22 | 17 | 2 | — | — | — | — | — | — | — | — | — | — | | | | |
| 422690 | Other chemical & allied products whsle | 1 111 | 25 243 | 95 125 | 118 | 59 | 18 | 22 | 17 | 2 | — | — | — | — | — | — | — | — | — | — | | | | |
| 4227 | Petroleum & petroleum products whsle | 327 | 4 779 | 24 594 | 23 | 7 | 7 | 4 | 3 | 2 | — | — | — | — | — | — | — | — | — | — | | | | |
| 42271 | Petroleum bulk stations & terminals | 102 | 652 | 3 018 | 6 | 1 | 2 | 2 | — | 1 | — | — | — | — | — | — | — | — | — | — | | | | |
| 422710 | Petroleum bulk stations & terminals | 102 | 652 | 3 018 | 6 | 1 | 2 | 2 | — | 1 | — | — | — | — | — | — | — | — | — | — | | | | |
| 42272 | Petroleum prod whsle (exc bulk sta, terminals) | 225 | 4 127 | 21 576 | 17 | 6 | 5 | 2 | 3 | 1 | — | — | — | — | — | — | — | — | — | — | | | | |
| 422720 | Petroleum prod whsle (exc bulk sta, terminals) | 225 | 4 127 | 21 576 | 17 | 6 | 5 | 2 | 3 | 1 | — | — | — | — | — | — | — | — | — | — | | | | |
| 4228 | Beer, wine, distilled alcoholic beverage whsle . . | 1 069 | 14 126 | 60 701 | 32 | 20 | 4 | 2 | — | 1 | 4 | 1 | — | — | — | — | — | — | — | — | | | | |
| 42281 | Beer & ale whsle | 311 | 2 711 | 13 810 | 8 | 4 | 1 | — | — | 1 | 2 | — | — | — | — | — | — | — | — | — | | | | |
| 422810 | Beer & ale whsle | 311 | 2 711 | 13 810 | 8 | 4 | 1 | — | — | 1 | 2 | — | — | — | — | — | — | — | — | — | | | | |
| 42282 | Wine & distilled alcoholic beverage whsle | 758 | 11 415 | 46 891 | 24 | 16 | 3 | 2 | — | 2 | 1 | — | — | — | — | — | — | — | — | — | | | | |
| 422820 | Wine & distilled alcoholic beverage whsle | 758 | 11 415 | 46 891 | 24 | 16 | 3 | 2 | — | 2 | 1 | — | — | — | — | — | — | — | — | — | | | | |
| 4229 | Miscellaneous nondurable goods whsle | 5 321 | 61 506 | 274 026 | 355 | 232 | 50 | 31 | 23 | 10 | 7 | 1 | — | — | — | — | — | — | — | — | | | | |
| 42291 | Farm supplies whsle | 293 | 5 866 | 20 288 | 22 | 12 | 5 | 3 | 1 | — | — | — | — | — | — | — | — | — | — | — | | | | |
| 422910 | Farm supplies whsle | 293 | 5 866 | 20 288 | 22 | 12 | 5 | 3 | 1 | — | — | — | — | — | — | — | — | — | — | — | | | | |
| 42292 | Book, periodical & newspaper whsle | 2 599 | 32 733 | 146 816 | 35 | 8 | 4 | 6 | 8 | 5 | 3 | — | — | — | — | — | — | — | — | — | | | | |
| 422920 | Book, periodical & newspaper whsle | 2 599 | 32 733 | 146 816 | 35 | 8 | 4 | 6 | 8 | 5 | 3 | — | — | — | — | — | — | — | — | — | | | | |
| 42293 | Flower, nursery stock, florists' supplies whsle . . | 346 | 2 433 | 11 771 | 33 | 20 | 6 | 3 | 3 | — | — | — | — | — | — | — | — | — | — | — | | | | |
| 422930 | Flower, nursery stock, florists' supplies whsle . . | 346 | 2 433 | 11 771 | 33 | 20 | 6 | 3 | 3 | — | — | — | — | — | — | — | — | — | — | — | | | | |
| 42294 | Tobacco & tobacco product whsle | 150 | 1 508 | 6 942 | 10 | 4 | — | 4 | 1 | 1 | — | — | — | — | — | — | — | — | — | — | | | | |
| 422940 | Tobacco & tobacco product whsle | 150 | 1 508 | 6 942 | 10 | 4 | — | 4 | 1 | 1 | — | — | — | — | — | — | — | — | — | — | | | | |
| 42295 | Paint, varnish & supplies whsle | 307 | 2 763 | 11 415 | 20 | 8 | 5 | 4 | 1 | 2 | — | — | — | — | — | — | — | — | — | — | | | | |
| 422950 | Paint, varnish & supplies whsle | 307 | 2 763 | 11 415 | 20 | 8 | 5 | 4 | 1 | 2 | — | — | — | — | — | — | — | — | — | — | | | | |
| 42299 | Other miscellaneous nondurable goods whsle | 1 626 | 16 203 | 76 794 | 235 | 180 | 30 | 11 | 9 | 2 | 2 | 1 | — | — | — | — | — | — | — | — | | | | |
| 422990 | Other miscellaneous nondurable goods whsle | 1 626 | 16 203 | 76 794 | 235 | 180 | 30 | 11 | 9 | 2 | 2 | 1 | — | — | — | — | — | — | — | — | | | | |
| 44-45 | Retail trade | 53 043 | 381 135 | 1 545 825 | 4 342 | 2 489 | 822 | 498 | 329 | 115 | 70 | 16 | 2 | 1 | | | | | | | | | | |
| 441 | Motor vehicle & parts dealers | 6 045 | 66 145 | 302 361 | 313 | 135 | 48 | 42 | 49 | 30 | 8 | 1 | — | — | — | — | — | — | — | — | | | | |
| 4411 | Automobile dealers | 4 344 | 52 004 | 243 846 | 173 | 79 | 9 | 10 | 42 | 27 | 6 | — | — | — | — | — | — | — | — | — | | | | |
| 44111 | New car dealers | 4 148 | 50 690 | 238 029 | 109 | 23 | 3 | 9 | 42 | 26 | 6 | — | — | — | — | — | — | — | — | — | | | | |
| 441110 | New car dealers | 4 148 | 50 690 | 238 029 | 109 | 23 | 3 | 9 | 42 | 26 | 6 | — | — | — | — | — | — | — | — | — | | | | |
| 44112 | Used car dealers | 196 | 1 314 | 5 817 | 64 | 56 | 6 | 1 | — | 1 | — | — | — | — | — | — | — | — | — | — | | | | |
| 441120 | Used car dealers | 196 | 1 314 | 5 817 | 64 | 56 | 6 | 1 | — | 1 | — | — | — | — | — | — | — | — | — | — | | | | |
| 4412 | Other motor vehicle dealers | 136 | 1 320 | 6 195 | 14 | 6 | 2 | 5 | — | 1 | — | — | — | — | — | — | — | — | — | — | | | | |
| 44122 | Motorcycle & boat & other MV dealers | 136 | 1 320 | 6 195 | 14 | 6 | 2 | 5 | — | 1 | — | — | — | — | — | — | — | — | — | — | | | | |
| 4413 | Automotive parts, accessories & tire stores | 1 565 | 12 821 | 52 320 | 126 | 50 | 37 | 27 | 7 | 2 | 2 | 1 | — | — | — | — | — | — | — | — | | | | |
| 44131 | Automotive parts, accessories & tire stores | 1 022 | 8 229 | 33 473 | 85 | 38 | 26 | 14 | 5 | — | 1 | 1 | — | — | — | — | — | — | — | — | | | | |
| 441310 | Automotive parts, accessories & tire stores | 1 022 | 8 229 | 33 473 | 85 | 38 | 26 | 14 | 5 | — | 1 | 1 | — | — | — | — | — | — | — | — | | | | |
| 44132 | Tire dealers | 543 | 4 592 | 18 847 | 41 | 12 | 11 | 13 | 2 | 2 | 1 | — | — | — | — | — | — | — | — | — | | | | |
| 441320 | Tire dealers | 543 | 4 592 | 18 847 | 41 | 12 | 11 | 13 | 2 | 2 | 1 | — | — | — | — | — | — | — | — | — | | | | |
| 442 | Furniture & home furnishing stores | 2 269 | 15 942 | 63 931 | 272 | 158 | 52 | 35 | 20 | 5 | 2 | — | — | — | — | — | — | — | — | — | | | | |
| 4421 | Furniture stores | 835 | 7 062 | 27 794 | 114 | 69 | 22 | 14 | 7 | 1 | 1 | — | — | — | — | — | — | — | — | — | | | | |
| 44211 | Furniture stores | 835 | 7 062 | 27 794 | 114 | 69 | 22 | 14 | 7 | 1 | 1 | — | — | — | — | — | — | — | — | — | | | | |
| 442110 | Furniture stores | 835 | 7 062 | 27 794 | 114 | 69 | 22 | 14 | 7 | 1 | 1 | — | — | — | — | — | — | — | — | — | | | | |
| 4422 | Home furnishings stores | 1 434 | 8 880 | 36 137 | 158 | 89 | 30 | 21 | 13 | 4 | 1 | — | — | — | — | — | — | — | — | — | | | | |
| 44221 | Floor covering stores | 397 | 3 643 | 13 964 | 66 | 41 | 12 | 10 | 3 | — | — | — | — | — | — | — | — | — | — | — | | | | |
| 442210 | Floor covering stores | 397 | 3 643 | 13 964 | 66 | 41 | 12 | 10 | 3 | — | — | — | — | — | — | — | — | — | — | — | | | | |
| 44229 | Other home furnishings stores | 1 037 | 5 237 | 22 173 | 92 | 48 | 18 | 11 | 10 | 4 | 1 | — | — | — | — | — | — | — | — | — | | | | |
| 442290 | All other home furnishings stores | 952 | 4 790 | 20 331 | 80 | 41 | 17 | 8 | 9 | 4 | 1 | — | | | | | | | | | | | | |

Table 6. Counties—Employees, Payroll, and Establishments by Industry: 2001—Con.

[Excludes most government employees, railroad employees, and self-employed persons. Size class 1 to 4 includes establishments with payroll, but no employees, during mid-March pay period. (D) denotes figures withheld to avoid disclosing data for individual companies; the data are included in broader industry totals. Detailed industries with 100 or more employees are shown if industry was not a (D). For explanation of terms, abbreviations, and data reliability/comparability, see introductory text]

| NAICS code | Industry | Number of employees for week including March 12 | Payroll (\$1,000) | | Total number of establishments | Number of establishments by employment-size class | | | | | | | | | |
|--------------------------------|--|---|-------------------|---------|--------------------------------|---|--------|----------|----------|----------|------------|------------|------------|---------------|--|
| | | | First quarter | Annual | | 1 to 4 | 5 to 9 | 10 to 19 | 20 to 49 | 50 to 99 | 100 to 249 | 250 to 499 | 500 to 999 | 1,000 or more | |
| BERGEN—Con. | | | | | | | | | | | | | | | |
| 44-45 Retail trade—Con. | | | | | | | | | | | | | | | |
| 444 | Bldg material & garden equip & supp dealers—Con. | | | | | | | | | | | | | | |
| 4442 | Lawn & garden equip & supplies stores | 345 | 1 936 | 11 682 | 59 | 41 | 9 | 5 | 3 | 1 | — | — | — | — | |
| 44422 | Nursery & garden centers | 302 | 1 667 | 10 409 | 46 | 31 | 6 | 5 | 3 | 1 | — | — | — | — | |
| 444220 | Nursery & garden centers | 302 | 1 667 | 10 409 | 46 | 31 | 6 | 5 | 3 | 1 | — | — | — | — | |
| 445 | Food & beverage stores | 12 236 | 64 130 | 271 066 | 796 | 518 | 115 | 68 | 31 | 21 | 38 | 5 | — | — | |
| 4451 | Grocery stores | 10 520 | 57 337 | 240 927 | 412 | 250 | 42 | 34 | 24 | 19 | 38 | 5 | — | — | |
| 44511 | Grocery (except convenience) stores | 9 975 | 55 258 | 232 315 | 274 | 144 | 25 | 24 | 19 | 19 | 38 | 5 | — | — | |
| 445110 | Grocery (except convenience) stores | 9 975 | 55 258 | 232 315 | 274 | 144 | 25 | 24 | 19 | 19 | 38 | 5 | — | — | |
| 44512 | Convenience stores | 545 | 2 079 | 8 612 | 138 | 106 | 17 | 10 | 5 | — | — | — | — | — | |
| 445120 | Convenience stores | 545 | 2 079 | 8 612 | 138 | 106 | 17 | 10 | 5 | — | — | — | — | — | |
| 4452 | Specialty food stores | 1 008 | 3 629 | 16 472 | 206 | 144 | 35 | 20 | 5 | 2 | — | — | — | — | |
| 44521 | Meat markets | 117 | 470 | 2 035 | 32 | 24 | 6 | 2 | — | — | — | — | — | — | |
| 445210 | Meat markets | 117 | 470 | 2 035 | 32 | 24 | 6 | 2 | — | — | — | — | — | — | |
| 44523 | Fruit & vegetable markets | 229 | 862 | 4 117 | 34 | 20 | 10 | 2 | 1 | 1 | — | — | — | — | |
| 445230 | Fruit & vegetable markets | 229 | 862 | 4 117 | 34 | 20 | 10 | 2 | 1 | 1 | — | — | — | — | |
| 44529 | Other specialty food stores | 571 | 1 891 | 8 093 | 121 | 85 | 17 | 15 | 3 | 1 | — | — | — | — | |
| 445291 | Baked goods stores | 340 | 1 207 | 5 162 | 53 | 35 | 5 | 10 | 2 | 1 | — | — | — | — | |
| 445299 | All other specialty food stores | 157 | 388 | 1 753 | 50 | 39 | 7 | 3 | 1 | — | — | — | — | — | |
| 4453 | Beer, wine & liquor stores | 708 | 3 164 | 13 667 | 178 | 124 | 38 | 14 | 2 | — | — | — | — | — | |
| 44531 | Beer, wine & liquor stores | 708 | 3 164 | 13 667 | 178 | 124 | 38 | 14 | 2 | — | — | — | — | — | |
| 445310 | Beer, wine & liquor stores | 708 | 3 164 | 13 667 | 178 | 124 | 38 | 14 | 2 | — | — | — | — | — | |
| 446 | Health & personal care stores | 4 123 | 19 218 | 81 190 | 381 | 175 | 77 | 60 | 60 | 8 | 1 | — | — | — | |
| 4461 | Health & personal care stores | 4 123 | 19 218 | 81 190 | 381 | 175 | 77 | 60 | 60 | 8 | 1 | — | — | — | |
| 44611 | Pharmacies & drug stores | 3 204 | 14 429 | 60 922 | 179 | 43 | 29 | 42 | 56 | 8 | 1 | — | — | — | |
| 446110 | Pharmacies & drug stores | 3 204 | 14 429 | 60 922 | 179 | 43 | 29 | 42 | 56 | 8 | 1 | — | — | — | |
| 44612 | Cosmetics, beauty supplies & perfume stores | 255 | 817 | 3 227 | 47 | 31 | 11 | 2 | 3 | — | — | — | — | — | |
| 446120 | Cosmetics, beauty supplies & perfume stores | 255 | 817 | 3 227 | 47 | 31 | 11 | 2 | 3 | — | — | — | — | — | |
| 44613 | Optical goods stores | 338 | 2 191 | 9 389 | 73 | 46 | 19 | 8 | — | — | — | — | — | — | |
| 446130 | Optical goods stores | 338 | 2 191 | 9 389 | 73 | 46 | 19 | 8 | — | — | — | — | — | — | |
| 44619 | Other health & personal care stores | 326 | 1 781 | 7 652 | 82 | 55 | 18 | 8 | 1 | — | — | — | — | — | |
| 446191 | Food (health) supplement stores | 202 | 836 | 3 659 | 52 | 35 | 11 | 6 | — | — | — | — | — | — | |
| 446199 | All other health & personal care stores | 124 | 945 | 3 993 | 30 | 20 | 7 | 2 | 1 | — | — | — | — | — | |
| 447 | Gasoline stations | 1 783 | 8 037 | 32 725 | 385 | 254 | 94 | 26 | 10 | 1 | — | — | — | — | |
| 4471 | Gasoline stations | 1 783 | 8 037 | 32 725 | 385 | 254 | 94 | 26 | 10 | 1 | — | — | — | — | |
| 44711 | Gasoline stations with convenience stores | 456 | 1 946 | 7 828 | 68 | 39 | 16 | 8 | 4 | 1 | — | — | — | — | |
| 447110 | Gasoline stations with convenience stores | 456 | 1 946 | 7 828 | 68 | 39 | 16 | 8 | 4 | 1 | — | — | — | — | |
| 44719 | Other gasoline stations | 1 327 | 6 091 | 24 897 | 317 | 215 | 78 | 18 | 6 | — | — | — | — | — | |
| 447190 | Other gasoline stations | 1 327 | 6 091 | 24 897 | 317 | 215 | 78 | 18 | 6 | — | — | — | — | — | |
| 448 | Clothing & clothing accessories stores | 7 345 | 33 777 | 140 613 | 731 | 376 | 163 | 117 | 52 | 18 | 4 | — | 1 | — | |
| 4481 | Clothing stores | 5 864 | 25 306 | 106 573 | 449 | 206 | 84 | 92 | 46 | 16 | 4 | — | 1 | — | |
| 44811 | Men's clothing stores | 272 | 1 575 | 6 364 | 46 | 29 | 8 | 5 | 4 | — | — | — | — | — | |
| 448110 | Men's clothing stores | 272 | 1 575 | 6 364 | 46 | 29 | 8 | 5 | 4 | — | — | — | — | — | |
| 44812 | Women's clothing stores | 1 971 | 8 715 | 36 087 | 195 | 80 | 38 | 56 | 17 | 3 | 1 | — | — | — | |
| 448120 | Women's clothing stores | 1 971 | 8 715 | 36 087 | 195 | 80 | 38 | 56 | 17 | 3 | 1 | — | — | — | |
| 44813 | Children's & infants' clothing stores | 623 | 2 826 | 11 767 | 49 | 22 | 10 | 9 | 6 | 1 | 1 | — | — | — | |
| 448130 | Children's & infants' clothing stores | 623 | 2 826 | 11 767 | 49 | 22 | 10 | 9 | 6 | 1 | 1 | — | — | — | |
| 44814 | Family clothing stores | 2 520 | 9 865 | 43 118 | 78 | 25 | 10 | 14 | 15 | 11 | 2 | — | 1 | — | |
| 448140 | Family clothing stores | 2 520 | 9 865 | 43 118 | 78 | 25 | 10 | 14 | 15 | 11 | 2 | — | 1 | — | |
| 44815 | Clothing accessories stores | 162 | 686 | 2 795 | 30 | 16 | 9 | 4 | 1 | — | — | — | — | — | |
| 448150 | Clothing accessories stores | 162 | 686 | 2 795 | 30 | 16 | 9 | 4 | 1 | — | — | — | — | — | |
| 44819 | Other clothing stores | 316 | 1 639 | 6 442 | 51 | 34 | 9 | 4 | 3 | 1 | — | — | — | — | |
| 448190 | Other clothing stores | 316 | 1 639 | 6 442 | 51 | 34 | 9 | 4 | 3 | 1 | — | — | — | — | |
| 4482 | Shoe stores | 797 | 3 487 | 14 899 | 128 | 58 | 51 | 14 | 4 | 1 | — | — | — | — | |
| 44821 | Shoe stores | 797 | 3 487 | 14 899 | 128 | 58 | 51 | 14 | 4 | 1 | — | — | — | — | |
| 448210 | Shoe stores | 797 | 3 487 | 14 899 | 128 | 58 | 51 | 14 | 4 | 1 | — | — | — | — | |
| 4483 | Jewelry, luggage & leather goods stores | 684 | 4 984 | 19 141 | 154 | 112 | 28 | 11 | 2 | 1 | — | — | — | — | |
| 44831 | Jewelry stores | 598 | 3 901 | 15 016 | 142 | 104 | 26 | 10 | 1 | 1 | — | — | — | — | |
| 448310 | Jewelry stores | 598 | 3 901 | 15 016 | 142 | 104 | 26 | 10 | 1 | 1 | — | — | — | — | |
| 451 | Sporting goods, hobby, book & music stores | 2 349 | 9 719 | 43 047 | 250 | 144 | 40 | 35 | 23 | 7 | 1 | — | — | — | |
| 4511 | Sporting goods, hobby, musical instrument stores | 1 496 | 6 456 | 27 463 | 165 | 102 | 23 | 20 | 14 | 6 | — | — | — | — | |
| 45111 | Sporting goods stores | 628 | 2 930 | 12 218 | 80 | 54 | 13 | 5 | 5 | 3 | — | — | — | — | |
| 451110 | Sporting goods stores | 628 | 2 930 | 12 218 | 80 | 54 | 13 | 5 | 5 | 3 | — | — | — | — | |
| 45112 | Hobby, toy & game stores | 621 | 2 012 | 9 068 | 47 | 22 | 5 | 12 | 5 | 3 | — | — | — | — | |
| 451120 | Hobby, toy & game stores | 621 | 2 012 | 9 068 | 47 | 22 | 5 | 12 | 5 | 3 | — | — | — | — | |
| 45114 | Musical instrument & supplies stores | 170 | 1 198 | 4 973 | 22 | 14 | 4 | 1 | 3 | — | — | — | — | — | |
| 451140 | Musical instrument & supplies stores | 170 | 1 198 | 4 973 | 22 | 14 | 4 | 1 | 3 | — | — | — | — | — | |
| 4512 | Book, periodical & music stores | 853 | 3 263 | 15 584 | 85 | 42 | 17 | 15 | 9 | 1 | — | — | — | — | |
| 45121 | Book stores & news dealers | 597 | 2 172 | 9 897 | 57 | 32 | 8 | 8 | — | 1 | — | — | — | — | |
| 451211 | Book stores | 495 | 1 750 | 7 546 | 32 | 11 | 6 | 8 | — | 1 | — | — | — | — | |
| 451212 | News dealers & newsstands | 102 | 422 | 2 351 | 25 | 21 | 2 | — | — | — | — | — | — | — | |
| 45122 | Prerecorded tape, CD & record stores | 256 | 1 091 | 5 687 | 28 | 10 | 9 | 7 | 1 | 1 | — | — | — | — | |
| 451220 | Prerecorded tape, CD & record stores | 256 | 1 091 | 5 687 | 28 | 10 | 9 | 7 | 1 | 1 | — | — | — | — | |
| 452 | General merchandise stores | 5 791 | 27 471 | 113 836 | 88 | 41 | 9 | 7 | 6 | 4 | 13 | 7 | 1 | — | |
| 4521 | Department stores | 4 676 | 21 990 | 89 592 | 22 | 3 | — | — | — | 1 | 10 | 7 | 1 | — | |
| 45211 | Department stores | 4 676 | 21 990 | 89 592 | 22 | 3 | — | — | — | 1 | 10 | 7 | 1 | — | |
| 452110 | Department stores | 4 676 | 21 990 | 89 592 | 22 | 3 | — | — | — | 1 | 10 | 7 | 1 | — | |
| 4529 | Other general merchandise stores | 1 115 | 5 481 | 24 244 | 66 | 38 | 9 | 7 | 6 | 3 | 3 | — | — | — | |
| 45291 | Warehouse clubs & superstores | (E) | (D) | (D) | 4 | 1 | — | — | — | — | 3 | — | — | — | |
| 45299 | All other general merchandise stores | (F) | (D) | (D) | 62 | 37 | 9 | 7 | 6 | 3 | — | — | — | — | |

See footnotes at end of table.

Table 6. Counties—Employees, Payroll, and Establishments by Industry: 2001—Con.

[Excludes most government employees, railroad employees, and self-employed persons. Size class 1 to 4 includes establishments with payroll, but no employees, during mid-March pay period. (D) denotes figures withheld to avoid disclosing data for individual companies; the data are included in broader industry totals. Detailed industries with 100 or more employees are shown if industry was not a (D). For explanation of terms, abbreviations, and data reliability/comparability, see introductory text]

| NAICS code | Industry | Number of employees for week including March 12 | Payroll (\$1,000) | | Total number of establishments | Number of establishments by employment-size class | | | | | | | | | | | | | | | | | | | | | |
|--------------------------------|---|---|-------------------|----------------|--------------------------------|---|------------|-----------|-----------|-----------|------------|------------|------------|---------------|---|---|---|--|--|--|--|--|--|--|--|--|--|
| | | | First quarter | Annual | | 1 to 4 | 5 to 9 | 10 to 19 | 20 to 49 | 50 to 99 | 100 to 249 | 250 to 499 | 500 to 999 | 1,000 or more | | | | | | | | | | | | | |
| BERGEN—Con. | | | | | | | | | | | | | | | | | | | | | | | | | | | |
| 44-45 Retail trade—Con. | | | | | | | | | | | | | | | | | | | | | | | | | | | |
| 453 | Miscellaneous store retailers | 2 889 | 13 621 | 60 000 | 465 | 302 | 92 | 32 | 36 | 2 | 1 | — | — | — | — | — | — | | | | | | | | | | |
| 4531 | Florists | 488 | 2 143 | 9 708 | 104 | 71 | 20 | 9 | 4 | — | — | — | — | — | — | — | — | | | | | | | | | | |
| 45311 | Florists | 488 | 2 143 | 9 708 | 104 | 71 | 20 | 9 | 4 | — | — | — | — | — | — | — | — | | | | | | | | | | |
| 453110 | Florists | 488 | 2 143 | 9 708 | 104 | 71 | 20 | 9 | 4 | — | — | — | — | — | — | — | — | | | | | | | | | | |
| 4532 | Office supplies, stationery & gift stores | 1 392 | 6 537 | 28 357 | 172 | 100 | 38 | 12 | 20 | 1 | 1 | — | — | — | — | — | — | | | | | | | | | | |
| 45321 | Office supplies & stationery stores | 570 | 3 654 | 15 968 | 52 | 28 | 9 | — | 15 | — | — | — | — | — | — | — | — | | | | | | | | | | |
| 453210 | Office supplies & stationery stores | 570 | 3 654 | 15 968 | 52 | 28 | 9 | — | 15 | — | — | — | — | — | — | — | — | | | | | | | | | | |
| 45322 | Gift, novelty & souvenir stores | 822 | 2 883 | 12 389 | 120 | 72 | 29 | 12 | 5 | 1 | 1 | — | — | — | — | — | — | | | | | | | | | | |
| 453220 | Gift, novelty & souvenir stores | 822 | 2 883 | 12 389 | 120 | 72 | 29 | 12 | 5 | 1 | 1 | — | — | — | — | — | — | | | | | | | | | | |
| 4539 | Other miscellaneous store retailers | 936 | 4 702 | 20 949 | 159 | 105 | 32 | 9 | 12 | 1 | — | — | — | — | — | — | — | | | | | | | | | | |
| 45391 | Pet & pet supplies stores | 198 | 690 | 2 994 | 30 | 17 | 9 | 1 | 3 | — | — | — | — | — | — | — | — | | | | | | | | | | |
| 453910 | Pet & pet supplies stores | 198 | 690 | 2 994 | 30 | 17 | 9 | 1 | 3 | — | — | — | — | — | — | — | — | | | | | | | | | | |
| 45399 | All other miscellaneous store retailers | 674 | 3 688 | 16 616 | 107 | 71 | 19 | 7 | 9 | 1 | — | — | — | — | — | — | — | | | | | | | | | | |
| 453998 | All other misc store retailers (exc tobacco) .. | 621 | 3 473 | 15 829 | 96 | 62 | 18 | 7 | 8 | 1 | — | — | — | — | — | — | — | | | | | | | | | | |
| 454 | Nonstore retailers | 3 687 | 87 666 | 283 525 | 173 | 106 | 27 | 24 | 7 | 5 | 2 | 1 | — | — | — | — | 1 | | | | | | | | | | |
| 4541 | Electronic shopping & mail-order houses | 2 946 | 81 806 | 258 864 | 68 | 39 | 9 | 10 | 3 | 4 | 1 | 1 | — | — | — | — | 1 | | | | | | | | | | |
| 45411 | Electronic shopping & mail-order houses | 2 946 | 81 806 | 258 864 | 68 | 39 | 9 | 10 | 3 | 4 | 1 | 1 | — | — | — | — | 1 | | | | | | | | | | |
| 454110 | Electronic shopping & mail-order houses | 2 946 | 81 806 | 258 864 | 68 | 39 | 9 | 10 | 3 | 4 | 1 | 1 | — | — | — | — | 1 | | | | | | | | | | |
| 4543 | Direct selling establishments | 692 | 5 506 | 23 231 | 97 | 62 | 16 | 14 | 3 | 1 | 1 | — | — | — | — | — | — | | | | | | | | | | |
| 45431 | Fuel dealers | 284 | 2 693 | 10 084 | 35 | 18 | 9 | 6 | 1 | 1 | — | — | — | — | — | — | — | | | | | | | | | | |
| 45439 | Other direct selling establishments | 408 | 2 813 | 13 147 | 62 | 44 | 7 | 8 | 2 | — | 1 | — | — | — | — | — | — | | | | | | | | | | |
| 454390 | Other direct selling establishments | 408 | 2 813 | 13 147 | 62 | 44 | 7 | 8 | 2 | — | 1 | — | — | — | — | — | — | | | | | | | | | | |
| 48-49 | Transportation & warehousing | 14 521 | 130 310 | 513 496 | 836 | 466 | 134 | 83 | 82 | 39 | 21 | 11 | — | — | — | — | — | | | | | | | | | | |
| 481 | Air transportation | 700 | 12 730 | 46 681 | 30 | 14 | 5 | 2 | 6 | — | 3 | — | — | — | — | — | — | | | | | | | | | | |
| 4811 | Scheduled air transportation | 186 | 2 226 | 7 699 | 11 | 6 | 2 | 1 | 1 | — | 1 | — | — | — | — | — | — | | | | | | | | | | |
| 48111 | Scheduled air transportation | 186 | 2 226 | 7 699 | 11 | 6 | 2 | 1 | 1 | — | 1 | — | — | — | — | — | — | | | | | | | | | | |
| 4812 | Nonscheduled air transportation | 514 | 10 504 | 38 982 | 19 | 8 | 3 | 1 | 5 | — | 2 | — | — | — | — | — | — | | | | | | | | | | |
| 48121 | Nonscheduled air transportation | 514 | 10 504 | 38 982 | 19 | 8 | 3 | 1 | 5 | — | 2 | — | — | — | — | — | — | | | | | | | | | | |
| 483 | Water transportation | (F) | (D) | (D) | 8 | 3 | 1 | — | — | 2 | — | 2 | — | — | — | — | — | | | | | | | | | | |
| 4831 | Deep sea, coastal & Great Lakes water trans .. | (F) | (D) | (D) | 6 | 2 | — | — | — | 2 | — | 2 | — | — | — | — | — | | | | | | | | | | |
| 48311 | Deep sea, coastal & Great Lakes water trans .. | (F) | (D) | (D) | 6 | 2 | — | — | — | 2 | — | 2 | — | — | — | — | — | | | | | | | | | | |
| 483111 | Deep sea freight transportation | 780 | 9 199 | 40 269 | 5 | 1 | — | — | — | 2 | — | 2 | — | — | — | — | — | | | | | | | | | | |
| 484 | Truck transportation | 3 197 | 26 335 | 109 420 | 313 | 179 | 65 | 32 | 21 | 14 | 1 | 1 | — | — | — | — | — | | | | | | | | | | |
| 4841 | General freight trucking | 1 677 | 14 835 | 60 040 | 167 | 103 | 32 | 13 | 7 | 11 | 1 | — | — | — | — | — | — | | | | | | | | | | |
| 48411 | General freight trucking, local | 727 | 5 313 | 21 277 | 102 | 73 | 15 | 8 | 1 | 5 | — | — | — | — | — | — | — | | | | | | | | | | |
| 484110 | General freight trucking, local | 727 | 5 313 | 21 277 | 102 | 73 | 15 | 8 | 1 | 5 | — | — | — | — | — | — | — | | | | | | | | | | |
| 48412 | General freight trucking, long-distance | 950 | 9 522 | 38 763 | 65 | 30 | 17 | 5 | 6 | 6 | 1 | — | — | — | — | — | — | | | | | | | | | | |
| 484121 | General freight trucking, long-distance, TL .. | 472 | 4 253 | 17 319 | 53 | 28 | 14 | 4 | 5 | 2 | — | — | — | — | — | — | — | | | | | | | | | | |
| 484122 | General freight trucking, long-distance, LTL .. | 478 | 5 269 | 21 444 | 12 | 2 | 3 | 1 | 1 | 4 | 1 | — | — | — | — | — | — | | | | | | | | | | |
| 4842 | Specialized freight trucking | 1 520 | 11 500 | 49 380 | 146 | 76 | 33 | 19 | 14 | 3 | — | 1 | — | — | — | — | — | | | | | | | | | | |
| 48421 | Used household & office goods moving | 461 | 2 892 | 12 253 | 56 | 29 | 11 | 8 | 7 | 1 | — | — | — | — | — | — | — | | | | | | | | | | |
| 484210 | Used household & office goods moving | 461 | 2 892 | 12 253 | 56 | 29 | 11 | 8 | 7 | 1 | — | — | — | — | — | — | — | | | | | | | | | | |
| 48422 | Specialized freight (exc used) trucking, local .. | 743 | 5 899 | 25 777 | 70 | 39 | 19 | 7 | 4 | — | — | 1 | — | — | — | — | — | | | | | | | | | | |
| 484220 | Specialized freight (exc used) trucking, local .. | 743 | 5 899 | 25 777 | 70 | 39 | 19 | 7 | 4 | — | — | 1 | — | — | — | — | — | | | | | | | | | | |
| 48423 | Specialized freight (exc used) trucking, LDist .. | 316 | 2 709 | 11 350 | 20 | 8 | 3 | 4 | 3 | 2 | — | — | — | — | — | — | — | | | | | | | | | | |
| 484230 | Specialized freight (exc used) trucking, LDist .. | 316 | 2 709 | 11 350 | 20 | 8 | 3 | 4 | 3 | 2 | — | — | — | — | — | — | — | | | | | | | | | | |
| 485 | Transit & ground passenger transportation | 4 051 | 23 709 | 96 792 | 171 | 98 | 17 | 13 | 18 | 12 | 11 | 2 | — | — | — | — | — | | | | | | | | | | |
| 4851 | Urban transit systems | (E) | (D) | (D) | 6 | 2 | — | — | 2 | 1 | 1 | — | — | — | — | — | — | | | | | | | | | | |
| 48511 | Urban transit systems | (E) | (D) | (D) | 6 | 2 | — | — | 2 | 1 | 1 | — | — | — | — | — | — | | | | | | | | | | |
| 4852 | Interurban & rural bus transportation | (E) | (D) | (D) | 5 | 1 | — | — | 1 | 1 | 2 | — | — | — | — | — | — | | | | | | | | | | |
| 48521 | Interurban & rural bus transportation | (E) | (D) | (D) | 5 | 1 | — | — | 1 | 1 | 2 | — | — | — | — | — | — | | | | | | | | | | |
| 4853 | Taxi & limousine service | 1 422 | 8 231 | 33 793 | 113 | 78 | 11 | 7 | 9 | 3 | 5 | — | — | — | — | — | — | | | | | | | | | | |
| 48531 | Taxi service | 356 | 1 591 | 6 699 | 18 | 12 | 1 | — | 2 | 1 | 2 | — | — | — | — | — | — | | | | | | | | | | |
| 485310 | Taxi service | 356 | 1 591 | 6 699 | 18 | 12 | 1 | — | 2 | 1 | 2 | — | — | — | — | — | — | | | | | | | | | | |
| 48532 | Limousine service | 1 066 | 6 640 | 27 094 | 95 | 66 | 10 | 7 | 7 | 2 | 3 | — | — | — | — | — | — | | | | | | | | | | |
| 485320 | Limousine service | 1 066 | 6 640 | 27 094 | 95 | 66 | 10 | 7 | 7 | 2 | 3 | — | — | — | — | — | — | | | | | | | | | | |
| 4854 | School & employee bus transportation | 1 607 | 6 766 | 27 185 | 25 | 8 | 2 | — | 5 | 5 | 3 | 2 | — | — | — | — | — | | | | | | | | | | |
| 48541 | School & employee bus transportation | 1 607 | 6 766 | 27 185 | 25 | 8 | 2 | — | 5 | 5 | 3 | 2 | — | — | — | — | — | | | | | | | | | | |
| 485410 | School & employee bus transportation | 1 607 | 6 766 | 27 185 | 25 | 8 | 2 | — | 5 | 5 | 3 | 2 | — | — | — | — | — | | | | | | | | | | |
| 4859 | Oth transit & ground passenger transportation .. | (C) | (D) | (D) | 12 | 5 | 2 | 3 | — | 2 | — | — | — | — | — | — | — | | | | | | | | | | |
| 48599 | Oth transit & ground passenger transportation .. | (C) | (D) | (D) | 12 | 5 | 2 | 3 | — | 2 | — | — | — | — | — | — | — | | | | | | | | | | |
| 485999 | All other transit & ground passenger trans .. | 125 | 737 | 2 619 | 7 | 4 | — | 2 | — | 1 | — | — | — | — | — | — | — | | | | | | | | | | |
| 488 | Transportation support activities | 2 730 | 31 279 | 127 212 | 200 | 113 | 32 | 26 | 21 | 5 | — | 3 | — | — | — | — | — | | | | | | | | | | |
| 4881 | Air transportation support activities | 839 | 6 814 | 25 579 | 18 | 7 | 1 | 2 | 5 | 2 | — | 1 | — | — | — | — | — | | | | | | | | | | |
| 48811 | Airport operations | 231 | 4 206 | 14 759 | 6 | 2 | — | — | 2 | 2 | — | — | — | — | — | — | — | | | | | | | | | | |
| 488119 | Other airport operations | 231 | 4 206 | 14 759 | 6 | 2 | — | — | 2 | 2 | — | — | — | — | — | — | — | | | | | | | | | | |
| 48819 | Other air transportation support activities | 608 | 2 608 | 10 820 | 12 | 5 | 1 | 2 | 3 | — | — | 1 | — | — | — | — | — | | | | | | | | | | |
| 488190 | Other air transportation support activities | 608 | 2 608 | 10 820 | 12 | 5 | 1 | 2 | 3 | — | — | 1 | — | — | — | — | — | | | | | | | | | | |
| 4884 | Road transportation support activities | 233 | 1 850 | 7 688 | 40 | 29 | 4 | 4 | 3 | — | — | — | — | — | — | — | — | | | | | | | | | | |
| 48841 | Motor vehicle towing | 200 | 1 549 | 6 458 | 35 | 25 | 4 | 4 | 2 | — | — | — | — | — | — | — | — | | | | | | | | | | |
| 488410 | Motor vehicle towing | 200 | 1 549 | 6 458 | 35 | 25 | 4 | 4 | 2 | — | — | — | — | — | — | — | — | | | | | | | | | | |
| 4885 | Freight transportation arrangement | 1 513 | 20 874 | 86 702 | 127 | 72 | 22 | 18 | 10 | 3 | — | 2 | — | — | — | — | — | | | | | | | | | | |
| 48851 | Freight transportation arrangement | 1 513 | 20 874 | 86 702 | 127 | 72 | 22 | 18 | 10 | 3 | — | 2 | — | — | — | — | — | | | | | | | | | | |
| 488510 | Freight transportation arrangement | 1 513 | 20 874 | 86 702 | 127 | 72 | 22 | 18 | 10 | 3 | — | 2 | — | — | — | — | — | | | | | | | | | | |

See footnotes at end of table.

Table 6. Counties—Employees, Payroll, and Establishments by Industry: 2001—Con.

[Excludes most government employees, railroad employees, and self-employed persons. Size class 1 to 4 includes establishments with payroll, but no employees, during mid-March pay period. (D) denotes figures withheld to avoid disclosing data for individual companies; the data are included in broader industry totals. Detailed industries with 100 or more employees are shown if industry was not a (D). For explanation of terms, abbreviations, and data reliability/comparability, see introductory text]

| NAICS code | Industry | Number of employees for week including March 12 | Payroll (\$1,000) | | Total number of establishments | Number of establishments by employment-size class | | | | | | | | | |
|--|--|---|-------------------|------------------|--------------------------------|---|------------|------------|------------|-----------|------------|------------|------------|---------------|--|
| | | | First quarter | Annual | | 1 to 4 | 5 to 9 | 10 to 19 | 20 to 49 | 50 to 99 | 100 to 249 | 250 to 499 | 500 to 999 | 1,000 or more | |
| BERGEN—Con. | | | | | | | | | | | | | | | |
| 48-49 Transportation & warehousing—Con. | | | | | | | | | | | | | | | |
| 492 | Couriers & messengers | 2 113 | 14 347 | 56 316 | 69 | 37 | 7 | 5 | 9 | 3 | 6 | 2 | — | — | |
| 4921 | Couriers | 1 561 | 10 945 | 42 621 | 27 | 10 | 2 | 3 | 4 | 2 | 4 | 2 | — | — | |
| 49211 | Couriers | 1 561 | 10 945 | 42 621 | 27 | 10 | 2 | 3 | 4 | 2 | 4 | 2 | — | — | |
| 492110 | Couriers | 1 561 | 10 945 | 42 621 | 27 | 10 | 2 | 3 | 4 | 2 | 4 | 2 | — | — | |
| 4922 | Local messengers & local delivery | 552 | 3 402 | 13 695 | 42 | 27 | 5 | 2 | 5 | 1 | 2 | — | — | — | |
| 49221 | Local messengers & local delivery | 552 | 3 402 | 13 695 | 42 | 27 | 5 | 2 | 5 | 1 | 2 | — | — | — | |
| 492210 | Local messengers & local delivery | 552 | 3 402 | 13 695 | 42 | 27 | 5 | 2 | 5 | 1 | 2 | — | — | — | |
| 493 | Warehousing & storage | 909 | 12 019 | 34 001 | 38 | 16 | 7 | 5 | 6 | 3 | — | 1 | — | — | |
| 4931 | Warehousing & storage | 909 | 12 019 | 34 001 | 38 | 16 | 7 | 5 | 6 | 3 | — | 1 | — | — | |
| 49311 | General warehousing & storage | 780 | 10 951 | 30 082 | 22 | 7 | 3 | 4 | 5 | 2 | — | — | — | — | |
| 493110 | General warehousing & storage | 780 | 10 951 | 30 082 | 22 | 7 | 3 | 4 | 5 | 2 | — | — | — | — | |
| 49319 | Other warehousing & storage | 119 | 872 | 3 196 | 12 | 6 | 3 | 1 | 1 | 1 | — | — | — | — | |
| 493190 | Other warehousing & storage | 119 | 872 | 3 196 | 12 | 6 | 3 | 1 | 1 | 1 | — | — | — | — | |
| 51 | Information | 24 681 | 439 174 | 1 548 317 | 711 | 377 | 103 | 90 | 58 | 38 | 30 | 8 | 3 | 4 | |
| 511 | Publishing industries | 11 526 | 249 139 | 811 832 | 224 | 104 | 35 | 27 | 26 | 14 | 11 | 4 | 1 | 2 | |
| 5111 | Newspaper, periodical, book, database publishers | 9 104 | 197 358 | 599 120 | 151 | 75 | 25 | 16 | 14 | 10 | 5 | 3 | 1 | 2 | |
| 51111 | Newspaper publishers | 1 324 | 14 336 | 55 525 | 34 | 18 | 5 | 4 | 5 | 1 | — | — | — | 1 | |
| 511110 | Newspaper publishers | 1 324 | 14 336 | 55 525 | 34 | 18 | 5 | 4 | 5 | 1 | — | — | — | 1 | |
| 51112 | Periodical publishers | 1 514 | 27 833 | 109 222 | 50 | 27 | 9 | 5 | 2 | 5 | 1 | — | 1 | — | |
| 511120 | Periodical publishers | 1 514 | 27 833 | 109 222 | 50 | 27 | 9 | 5 | 2 | 5 | 1 | — | 1 | — | |
| 51113 | Book publishers | 5 565 | 144 851 | 386 597 | 28 | 16 | 1 | 2 | 1 | 2 | 2 | 3 | — | 1 | |
| 511130 | Book publishers | 5 565 | 144 851 | 386 597 | 28 | 16 | 1 | 2 | 1 | 2 | 2 | 3 | — | 1 | |
| 51114 | Database and directory publishers | 332 | 4 918 | 25 967 | 20 | 5 | 4 | 5 | 5 | 1 | — | — | — | — | |
| 511140 | Database and directory publishers | 332 | 4 918 | 25 967 | 20 | 5 | 4 | 5 | 5 | 1 | — | — | — | — | |
| 51119 | Other publishers | 369 | 5 420 | 21 809 | 19 | 9 | 6 | — | 1 | 2 | — | — | — | — | |
| 5112 | Software publishers | 2 422 | 51 781 | 212 712 | 73 | 29 | 10 | 11 | 12 | 4 | 6 | 1 | — | — | |
| 51121 | Software publishers | 2 422 | 51 781 | 212 712 | 73 | 29 | 10 | 11 | 12 | 4 | 6 | 1 | — | — | |
| 511210 | Software publishers | 2 422 | 51 781 | 212 712 | 73 | 29 | 10 | 11 | 12 | 4 | 6 | 1 | — | — | |
| 512 | Motion picture & sound recording industries | 1 016 | 7 312 | 32 385 | 112 | 76 | 14 | 11 | 6 | 4 | 1 | — | — | — | |
| 5121 | Motion picture & video industries | 967 | 6 689 | 28 874 | 92 | 59 | 13 | 9 | 6 | 4 | 1 | — | — | — | |
| 51211 | Motion picture & video production | 459 | 3 371 | 14 383 | 47 | 36 | 5 | 3 | — | 2 | 1 | — | — | — | |
| 512110 | Motion picture & video production | 459 | 3 371 | 14 383 | 47 | 36 | 5 | 3 | — | 2 | 1 | — | — | — | |
| 51213 | Motion picture & video exhibition | 315 | 1 083 | 5 431 | 19 | 4 | 5 | 4 | 5 | 1 | — | — | — | — | |
| 512131 | Motion picture theaters (except drive-ins) | 315 | 1 083 | 5 431 | 19 | 4 | 5 | 4 | 5 | 1 | — | — | — | — | |
| 51219 | Postprod & other movie & video industries | 167 | 1 781 | 7 391 | 22 | 16 | 3 | 1 | 1 | 1 | — | — | — | — | |
| 512191 | Teleproduction & oth postproduction services | 140 | 1 492 | 5 720 | 17 | 13 | 2 | — | 1 | 1 | — | — | — | — | |
| 513 | Broadcasting & telecommunications | 9 991 | 153 024 | 592 819 | 221 | 105 | 37 | 31 | 15 | 13 | 12 | 4 | 2 | 2 | |
| 5131 | Radio & television broadcasting | 501 | 8 299 | 32 400 | 19 | 10 | 2 | 2 | 1 | 2 | 2 | — | — | — | |
| 51312 | Television broadcasting | 442 | 7 778 | 30 243 | 8 | 3 | 1 | — | — | 2 | 2 | — | — | — | |
| 513120 | Television broadcasting | 442 | 7 778 | 30 243 | 8 | 3 | 1 | — | — | 2 | 2 | — | — | — | |
| 5132 | Cable networks & program distribution | 1 498 | 25 087 | 97 387 | 34 | 16 | 5 | 2 | 6 | 2 | 1 | 2 | — | — | |
| 51321 | Cable networks | 552 | 15 070 | 59 643 | 15 | 6 | 2 | 2 | 4 | — | — | 1 | — | — | |
| 513210 | Cable networks | 552 | 15 070 | 59 643 | 15 | 6 | 2 | 2 | 4 | — | — | 1 | — | — | |
| 51322 | Cable & other program distribution | 946 | 10 017 | 37 744 | 19 | 10 | 3 | — | 2 | 2 | 1 | 1 | — | — | |
| 513220 | Cable & other program distribution | 946 | 10 017 | 37 744 | 19 | 10 | 3 | — | 2 | 2 | 1 | 1 | — | — | |
| 5133 | Telecommunications | 7 992 | 119 638 | 463 032 | 168 | 79 | 30 | 27 | 8 | 9 | 9 | 2 | 2 | 2 | |
| 51331 | Wired telecommunications carriers | 3 766 | 58 920 | 234 242 | 81 | 30 | 16 | 13 | 5 | 8 | 7 | 1 | — | 1 | |
| 513310 | Wired telecommunications carriers | 3 766 | 58 920 | 234 242 | 81 | 30 | 16 | 13 | 5 | 8 | 7 | 1 | — | 1 | |
| 51332 | Wireless telecom carriers (exc satellite) | 3 395 | 45 685 | 172 425 | 54 | 29 | 10 | 10 | 1 | 1 | — | — | 2 | 1 | |
| 513321 | Paging | 135 | 2 081 | 8 216 | 18 | 11 | 3 | 3 | — | 1 | — | — | — | — | |
| 513322 | Cellular & other wireless telecommunications | 3 260 | 43 604 | 164 209 | 36 | 18 | 7 | 7 | 1 | — | — | — | 2 | 1 | |
| 51333 | Telecommunications resellers | 118 | 1 840 | 7 786 | 19 | 12 | 2 | 4 | 1 | — | — | — | — | — | |
| 513330 | Telecommunications resellers | 118 | 1 840 | 7 786 | 19 | 12 | 2 | 4 | 1 | — | — | — | — | — | |
| 51334 | Satellite telecommunications | (C) | (D) | (D) | 6 | 4 | — | — | — | — | 1 | — | — | — | |
| 51339 | Other telecommunications | (F) | (D) | (D) | 8 | 4 | 2 | — | — | — | 1 | 1 | — | — | |
| 514 | Information & data processing services | 2 148 | 29 699 | 111 281 | 154 | 92 | 17 | 21 | 11 | 7 | 6 | — | — | — | |
| 5141 | Information services | 650 | 11 533 | 36 641 | 67 | 41 | 8 | 10 | 5 | 2 | 1 | — | — | — | |
| 51412 | Libraries & archives | 171 | 869 | 3 598 | 8 | 1 | 1 | 4 | 1 | 1 | — | — | — | — | |
| 514120 | Libraries & archives | 171 | 869 | 3 598 | 8 | 1 | 1 | 4 | 1 | 1 | — | — | — | — | |
| 51419 | Other information services | 472 | 10 473 | 32 162 | 55 | 37 | 6 | 6 | 4 | 1 | 1 | — | — | — | |
| 5142 | Data processing services | 1 498 | 18 166 | 74 640 | 87 | 51 | 9 | 11 | 6 | 5 | 5 | — | — | — | |
| 51421 | Data processing services | 1 498 | 18 166 | 74 640 | 87 | 51 | 9 | 11 | 6 | 5 | 5 | — | — | — | |
| 514210 | Data processing services | 1 498 | 18 166 | 74 640 | 87 | 51 | 9 | 11 | 6 | 5 | 5 | — | — | — | |
| 52 | Finance & insurance | 27 071 | 482 326 | 1 673 094 | 1 706 | 877 | 404 | 212 | 123 | 37 | 40 | 6 | 4 | 3 | |
| 521 | Monetary authorities - central bank | (F) | (D) | (D) | 2 | — | — | — | — | 1 | — | — | 1 | — | |
| 5211 | Monetary authorities - central bank | (F) | (D) | (D) | 2 | — | — | — | — | 1 | — | — | 1 | — | |
| 52111 | Monetary authorities - central bank | (F) | (D) | (D) | 2 | — | — | — | — | 1 | — | — | 1 | — | |
| 522 | Credit intermediation & related activities | 14 946 | 166 973 | 678 765 | 716 | 228 | 264 | 112 | 66 | 15 | 22 | 5 | 2 | 2 | |
| 5221 | Depository credit intermediation | 10 971 | 97 759 | 423 334 | 491 | 97 | 219 | 97 | 49 | 11 | 13 | 1 | 2 | 2 | |
| 52211 | Commercial banking | 9 078 | 78 428 | 339 514 | 340 | 57 | 148 | 72 | 40 | 8 | 11 | — | 2 | 2 | |
| 522110 | Commercial banking | 9 078 | 78 428 | 339 514 | 340 | 57 | 148 | 72 | 40 | 8 | 11 | — | 2 | 2 | |
| 52212 | Savings institutions | 1 643 | 17 459 | 75 943 | 129 | 26 | 65 | 25 | 9 | 2 | 1 | 1 | — | — | |
| 522120 | Savings institutions | 1 643 | 17 459 | 75 943 | 129 | 26 | 65 | 25 | 9 | 2 | 1 | 1 | — | — | |
| 52213 | Credit unions | 250 | 1 872 | 7 877 | 22 | 14 | 6 | — | — | 1 | 1 | — | — | — | |
| 522130 | Credit unions | 250 | 1 872 | 7 877 | 22 | 14 | 6 | — | — | 1 | 1 | — | — | — | |
| 5222 | Nondepository credit intermediation | 2 951 | 53 785 | 197 924 | 154 | 86 | 29 | 10 | 15 | 4 | 7 | 3 | — | — | |
| 52222 | Sales financing | 1 735 | 34 297 | 114 727 | 48 | 21 | 9 | 4 | 5 | 3 | 3 | 3 | — | — | |
| 522220 | Sales financing | 1 735 | 34 297 | 114 727 | 48 | 21 | 9 | 4 | 5 | 3 | 3 | 3 | — | — | |
| 52229 | Other nondepository credit intermediation | (G) | (D) | (D) | 105 | 65 | 19 | 6 | 10 | 1 | 4 | — | — | — | |
| 522292 | Real estate credit | 913 | 14 520 | 63 446 | 68 | 42 | 11 | 3 | 8 | 1 | 3 | — | — | — | |

See footnotes at end of table.

Table 6. Counties—Employees, Payroll, and Establishments by Industry: 2001—Con.

[Excludes most government employees, railroad employees, and self-employed persons. Size class 1 to 4 includes establishments with payroll, but no employees, during mid-March pay period. (D) denotes figures withheld to avoid disclosing data for individual companies; the data are included in broader industry totals. Detailed industries with 100 or more employees are shown if industry was not a (D). For explanation of terms, abbreviations, and data reliability/comparability, see introductory text]

| NAICS code | Industry | Number of employees for week including March 12 | Payroll (\$1,000) | | Total number of establishments | Number of establishments by employment-size class | | | | | | | | | |
|--------------------|--|---|-------------------|------------------|--------------------------------|---|------------|------------|------------|-----------|------------|------------|------------|---------------|--|
| | | | First quarter | Annual | | 1 to 4 | 5 to 9 | 10 to 19 | 20 to 49 | 50 to 99 | 100 to 249 | 250 to 499 | 500 to 999 | 1,000 or more | |
| BERGEN—Con. | | | | | | | | | | | | | | | |
| 54 | Professional, scientific & technical services | 30 732 | 420 127 | 1 802 983 | 4 556 | 3 398 | 581 | 282 | 195 | 62 | 33 | 2 | 1 | 2 | |
| 541 | Professional, scientific & technical services | 30 732 | 420 127 | 1 802 983 | 4 556 | 3 398 | 581 | 282 | 195 | 62 | 33 | 2 | 1 | 2 | |
| 5411 | Legal services | 4 058 | 49 314 | 219 555 | 890 | 673 | 129 | 53 | 30 | 4 | 1 | — | — | — | |
| 54111 | Offices of lawyers | 3 873 | 46 988 | 208 403 | 859 | 655 | 122 | 51 | 26 | 4 | 1 | — | — | — | |
| 541110 | Offices of lawyers | 3 873 | 46 988 | 208 403 | 859 | 655 | 122 | 51 | 26 | 4 | 1 | — | — | — | |
| 54119 | Other legal services | 185 | 2 326 | 11 152 | 31 | 18 | 7 | 2 | 4 | — | — | — | — | — | |
| 541191 | Title abstract & settlement offices | 143 | 1 639 | 8 997 | 21 | 11 | 5 | 2 | 3 | — | — | — | — | — | |
| 5412 | Accounting, tax prep, bookkeep, payroll services | 3 492 | 35 055 | 151 153 | 518 | 391 | 68 | 26 | 21 | 5 | 7 | — | — | — | |
| 54121 | Accounting, tax prep, bookkeep, payroll services | 3 492 | 35 055 | 151 153 | 518 | 391 | 68 | 26 | 21 | 5 | 7 | — | — | — | |
| 541211 | Offices of certified public accountants | 1 536 | 19 439 | 87 437 | 325 | 240 | 53 | 20 | 11 | — | 1 | — | — | — | |
| 541213 | Tax preparation services | 385 | 1 088 | 3 596 | 31 | 29 | — | — | — | — | 2 | — | — | — | |
| 541214 | Payroll services | 523 | 4 132 | 17 319 | 22 | 11 | 3 | 1 | 3 | 2 | 2 | — | — | — | |
| 541219 | Other accounting services | 1 048 | 10 396 | 42 801 | 140 | 111 | 12 | 5 | 7 | 3 | 2 | — | — | — | |
| 5413 | Architectural, engineering & related services | 4 716 | 65 442 | 308 226 | 425 | 263 | 76 | 38 | 29 | 10 | 8 | — | 1 | — | |
| 54131 | Architectural services | 569 | 7 400 | 31 243 | 101 | 69 | 18 | 6 | 7 | 1 | — | — | — | — | |
| 541310 | Architectural services | 569 | 7 400 | 31 243 | 101 | 69 | 18 | 6 | 7 | 1 | — | — | — | — | |
| 54132 | Landscape architectural services | 175 | 1 435 | 7 452 | 31 | 20 | 4 | 5 | 2 | — | — | — | — | — | |
| 541320 | Landscape architectural services | 175 | 1 435 | 7 452 | 31 | 20 | 4 | 5 | 2 | — | — | — | — | — | |
| 54133 | Engineering services | 3 505 | 51 682 | 248 465 | 222 | 127 | 40 | 24 | 15 | 7 | 8 | — | 1 | — | |
| 541330 | Engineering services | 3 505 | 51 682 | 248 465 | 222 | 127 | 40 | 24 | 15 | 7 | 8 | — | 1 | — | |
| 54137 | Surveying, mapping (exc geophysical) services | 136 | 1 297 | 6 290 | 24 | 17 | 4 | 2 | — | 1 | — | — | — | — | |
| 541370 | Surveying, mapping (exc geophysical) services | 136 | 1 297 | 6 290 | 24 | 17 | 4 | 2 | — | 1 | — | — | — | — | |
| 54138 | Testing laboratories | 226 | 2 950 | 12 026 | 17 | 5 | 7 | — | 4 | 1 | — | — | — | — | |
| 541380 | Testing laboratories | 226 | 2 950 | 12 026 | 17 | 5 | 7 | — | 4 | 1 | — | — | — | — | |
| 5414 | Specialized design services | 774 | 7 970 | 32 207 | 196 | 147 | 27 | 14 | 8 | — | — | — | — | — | |
| 54141 | Interior design services | 170 | 1 406 | 6 528 | 61 | 51 | 6 | 3 | 1 | — | — | — | — | — | |
| 541410 | Interior design services | 170 | 1 406 | 6 528 | 61 | 51 | 6 | 3 | 1 | — | — | — | — | — | |
| 54143 | Graphic design services | 451 | 5 139 | 19 597 | 114 | 86 | 16 | 7 | 5 | — | — | — | — | — | |
| 541430 | Graphic design services | 451 | 5 139 | 19 597 | 114 | 86 | 16 | 7 | 5 | — | — | — | — | — | |
| 5415 | Computer systems design & related services | 5 620 | 110 738 | 457 891 | 1 115 | 909 | 103 | 48 | 36 | 10 | 8 | 1 | — | — | |
| 54151 | Computer systems design & related services | 5 620 | 110 738 | 457 891 | 1 115 | 909 | 103 | 48 | 36 | 10 | 8 | 1 | — | — | |
| 541511 | Custom computer programming services | 2 561 | 52 342 | 214 656 | 479 | 384 | 45 | 21 | 21 | 3 | 5 | — | — | — | |
| 541512 | Computer systems design services | 2 254 | 47 054 | 191 471 | 385 | 304 | 47 | 14 | 12 | 4 | 3 | 1 | — | — | |
| 541519 | Other computer related services | 707 | 10 059 | 46 271 | 238 | 214 | 9 | 11 | 1 | 3 | — | — | — | — | |
| 5416 | Management, sci & tech consulting services | 5 057 | 75 902 | 310 661 | 748 | 584 | 78 | 45 | 26 | 10 | 4 | — | 1 | — | |
| 54161 | Management consulting services | 4 177 | 62 625 | 251 601 | 612 | 479 | 65 | 35 | 20 | 10 | 2 | — | 1 | — | |
| 541611 | Admin & gen management consulting services | 1 224 | 21 266 | 84 069 | 239 | 199 | 20 | 7 | 7 | 5 | 1 | — | — | — | |
| 541612 | Human res & exec search consulting services | 1 839 | 29 600 | 112 708 | 156 | 114 | 20 | 13 | 6 | 2 | — | — | — | 1 | |
| 541613 | Marketing consulting services | 587 | 5 929 | 29 722 | 151 | 118 | 17 | 12 | 3 | 1 | — | — | — | — | |
| 541614 | Process, phys dist & log consulting services | 212 | 2 266 | 10 006 | 31 | 24 | 4 | 1 | 1 | — | 1 | — | — | — | |
| 541618 | Other management consulting services | 315 | 3 564 | 15 096 | 35 | 24 | 4 | 2 | 3 | 2 | — | — | — | — | |
| 54162 | Environmental consulting services | 241 | 2 864 | 12 261 | 28 | 16 | 3 | 5 | 4 | — | — | — | — | — | |
| 541620 | Environmental consulting services | 241 | 2 864 | 12 261 | 28 | 16 | 3 | 5 | 4 | — | — | — | — | — | |
| 54169 | Oth scientific & technical consulting services | 639 | 10 413 | 46 799 | 108 | 89 | 10 | 5 | 2 | — | 2 | — | — | — | |
| 541690 | Oth scientific & technical consulting services | 639 | 10 413 | 46 799 | 108 | 89 | 10 | 5 | 2 | — | 2 | — | — | — | |
| 5417 | Scientific R&D services | 797 | 13 077 | 54 576 | 64 | 32 | 10 | 8 | 11 | 1 | 2 | — | — | — | |
| 54171 | R&D in physical, engineering & life sciences | 793 | 13 015 | 53 931 | 60 | 28 | 10 | 8 | 11 | 1 | 2 | — | — | — | |
| 541710 | R&D in physical, engineering & life sciences | 793 | 13 015 | 53 931 | 60 | 28 | 10 | 8 | 11 | 1 | 2 | — | — | — | |
| 5418 | Advertising & related services | 3 771 | 32 871 | 137 036 | 296 | 189 | 49 | 25 | 18 | 12 | 1 | 1 | — | 1 | |
| 54181 | Advertising agencies | 611 | 8 499 | 34 797 | 98 | 59 | 19 | 13 | 6 | 1 | — | — | — | — | |
| 541810 | Advertising agencies | 611 | 8 499 | 34 797 | 98 | 59 | 19 | 13 | 6 | 1 | — | — | — | — | |
| 54182 | Public relations agencies | 331 | 4 297 | 18 551 | 45 | 27 | 11 | 4 | 1 | 2 | — | — | — | — | |
| 541820 | Public relations agencies | 331 | 4 297 | 18 551 | 45 | 27 | 11 | 4 | 1 | 2 | — | — | — | — | |
| 54184 | Media representatives | 309 | 3 497 | 14 721 | 28 | 19 | 5 | — | 2 | 2 | — | — | — | — | |
| 541840 | Media representatives | 309 | 3 497 | 14 721 | 28 | 19 | 5 | — | 2 | 2 | — | — | — | — | |
| 54185 | Display advertising | 192 | 3 387 | 16 078 | 19 | 13 | 2 | 1 | 1 | 2 | — | — | — | — | |
| 541850 | Display advertising | 192 | 3 387 | 16 078 | 19 | 13 | 2 | 1 | 1 | 2 | — | — | — | — | |
| 54186 | Direct mail advertising | 857 | 8 920 | 35 475 | 33 | 15 | 5 | 4 | 4 | 3 | 1 | 1 | — | — | |
| 541860 | Direct mail advertising | 857 | 8 920 | 35 475 | 33 | 15 | 5 | 4 | 4 | 3 | 1 | 1 | — | — | |
| 54189 | Other services related to advertising | 1 384 | 3 410 | 13 670 | 61 | 48 | 6 | 2 | 2 | 2 | — | — | — | 1 | |
| 541890 | Other services related to advertising | 1 384 | 3 410 | 13 670 | 61 | 48 | 6 | 2 | 2 | 2 | — | — | — | 1 | |
| 5419 | Oth professional, scientific, technical services | 2 447 | 29 758 | 131 678 | 304 | 210 | 41 | 25 | 16 | 10 | 2 | — | — | — | |
| 54191 | Marketing research & public opinion polling | 1 290 | 19 996 | 82 561 | 67 | 33 | 8 | 7 | 10 | 8 | 1 | — | — | — | |
| 541910 | Marketing research & public opinion polling | 1 290 | 19 996 | 82 561 | 67 | 33 | 8 | 7 | 10 | 8 | 1 | — | — | — | |
| 54192 | Photographic services | 216 | 1 455 | 9 784 | 70 | 59 | 4 | 7 | — | — | — | — | — | — | |
| 541921 | Photography studios, portrait | 154 | 804 | 6 914 | 47 | 39 | 2 | 6 | — | — | — | — | — | — | |
| 54194 | Veterinary services | 622 | 4 666 | 22 312 | 52 | 18 | 19 | 8 | 5 | 1 | 1 | — | — | — | |
| 541940 | Veterinary services | 622 | 4 666 | 22 312 | 52 | 18 | 19 | 8 | 5 | 1 | 1 | — | — | — | |
| 54199 | All oth prof, scientific & technical services | 313 | 3 613 | 16 831 | 109 | 94 | 10 | 3 | 1 | 1 | — | — | — | — | |
| 541990 | All oth prof, scientific & technical services | 313 | 3 613 | 16 831 | 109 | 94 | 10 | 3 | 1 | 1 | — | — | — | — | |
| 55 | Management of companies & enterprises | 33 760 | 750 737 | 2 820 906 | 274 | 59 | 32 | 38 | 43 | 36 | 32 | 19 | 10 | 5 | |
| 551 | Management of companies & enterprises | 33 760 | 750 737 | 2 820 906 | 274 | 59 | 32 | 38 | 43 | 36 | 32 | 19 | 10 | 5 | |
| 5511 | Management of companies & enterprises | 33 760 | 750 737 | 2 820 906 | 274 | 59 | 32 | 38 | 43 | 36 | 32 | 19 | 10 | 5 | |
| 55111 | Management of companies & enterprises | 33 760 | 750 737 | 2 820 906 | 274 | 59 | 32 | 38 | 43 | 36 | 32 | 19 | 10 | 5 | |
| 551114 | Corp, subsidiary & regional managing offices | 32 481 | 716 511 | 2 713 883 | 223 | 33 | 24 | 33 | 36 | 34 | 30 | 18 | 10 | 5 | |

See footnotes at end of table.

Table 6. Counties—Employees, Payroll, and Establishments by Industry: 2001—Con.

[Excludes most government employees, railroad employees, and self-employed persons. Size class 1 to 4 includes establishments with payroll, but no employees, during mid-March pay period. (D) denotes figures withheld to avoid disclosing data for individual companies; the data are included in broader industry totals. Detailed industries with 100 or more employees are shown if industry was not a (D). For explanation of terms, abbreviations, and data reliability/comparability, see introductory text]

| NAICS code | Industry | Number of employees for week including March 12 | Payroll (\$1,000) | | Total number of establishments | Number of establishments by employment-size class | | | | | | | | | |
|--------------------|--|---|-------------------|------------------|--------------------------------|---|------------|------------|------------|-----------|------------|------------|------------|---------------|--|
| | | | First quarter | Annual | | 1 to 4 | 5 to 9 | 10 to 19 | 20 to 49 | 50 to 99 | 100 to 249 | 250 to 499 | 500 to 999 | 1,000 or more | |
| BERGEN—Con. | | | | | | | | | | | | | | | |
| 56 | Admin. support, waste mgt, remediation services | 42 753 | 293 433 | 1 190 282 | 2 013 | 1 238 | 305 | 184 | 136 | 64 | 53 | 19 | 8 | 6 | |
| 561 | Administrative & support services | 41 348 | 281 321 | 1 134 664 | 1 947 | 1 210 | 294 | 169 | 131 | 60 | 51 | 18 | 8 | 6 | |
| 5611 | Office administrative services | 4 565 | 63 574 | 209 758 | 185 | 108 | 23 | 20 | 17 | 12 | 3 | — | 1 | 1 | |
| 56111 | Office administrative services | 4 565 | 63 574 | 209 758 | 185 | 108 | 23 | 20 | 17 | 12 | 3 | — | 1 | 1 | |
| 561110 | Office administrative services | 4 565 | 63 574 | 209 758 | 185 | 108 | 23 | 20 | 17 | 12 | 3 | — | 1 | 1 | |
| 5612 | Facilities support services | 588 | 5 567 | 21 964 | 18 | 7 | 4 | 2 | 2 | 1 | 2 | — | — | — | |
| 56121 | Facilities support services | 588 | 5 567 | 21 964 | 18 | 7 | 4 | 2 | 2 | 1 | 2 | — | — | — | |
| 561210 | Facilities support services | 588 | 5 567 | 21 964 | 18 | 7 | 4 | 2 | 2 | 1 | 2 | — | — | — | |
| 5613 | Employment services | 15 171 | 102 531 | 415 681 | 238 | 88 | 29 | 29 | 29 | 28 | 21 | 8 | 3 | 3 | |
| 56131 | Employment placement agencies | 1 195 | 8 635 | 32 253 | 88 | 49 | 15 | 13 | 5 | 3 | 2 | 1 | — | — | |
| 561310 | Employment placement agencies | 1 195 | 8 635 | 32 253 | 88 | 49 | 15 | 13 | 5 | 3 | 2 | 1 | — | — | |
| 56132 | Temporary help services | 10 920 | 68 950 | 271 942 | 130 | 32 | 11 | 14 | 22 | 23 | 18 | 6 | 2 | 2 | |
| 561320 | Temporary help services | 10 920 | 68 950 | 271 942 | 130 | 32 | 11 | 14 | 22 | 23 | 18 | 6 | 2 | 2 | |
| 56133 | Employee leasing services | 3 056 | 24 946 | 111 486 | 20 | 7 | 3 | 2 | 2 | 2 | 1 | 1 | 1 | 1 | |
| 561330 | Employee leasing services | 3 056 | 24 946 | 111 486 | 20 | 7 | 3 | 2 | 2 | 2 | 1 | 1 | 1 | 1 | |
| 5614 | Business support services | 3 724 | 19 880 | 85 986 | 152 | 88 | 22 | 25 | 4 | 4 | 6 | 2 | — | 1 | |
| 56141 | Document preparation services | 130 | 724 | 3 230 | 22 | 18 | 2 | — | 1 | 1 | — | — | — | — | |
| 561410 | Document preparation services | 130 | 724 | 3 230 | 22 | 18 | 2 | — | 1 | 1 | — | — | — | — | |
| 56142 | Telephone call centers | 950 | 4 458 | 17 111 | 26 | 12 | 4 | 5 | — | 2 | 2 | 1 | — | — | |
| 561421 | Telephone answering services | 149 | 1 441 | 5 573 | 14 | 6 | 3 | 4 | — | 1 | 2 | 1 | — | — | |
| 561422 | Telemarketing bureaus | 801 | 3 017 | 11 538 | 12 | 6 | 1 | 1 | — | 1 | 2 | 1 | — | — | |
| 56143 | Business service centers | 596 | 3 250 | 13 959 | 32 | 18 | 7 | 3 | 2 | — | 1 | 1 | — | — | |
| 561439 | Oth business service centers (incl copy shops) | 571 | 3 127 | 13 420 | 23 | 11 | 5 | 3 | 2 | — | 1 | 1 | — | — | |
| 56144 | Collection agencies | 248 | 2 786 | 14 693 | 37 | 19 | 6 | 11 | 1 | — | — | — | — | — | |
| 561440 | Collection agencies | 248 | 2 786 | 14 693 | 37 | 19 | 6 | 11 | 1 | — | — | — | — | — | |
| 56145 | Credit bureaus | 220 | 505 | 3 049 | 7 | 4 | 1 | 1 | — | — | 1 | — | — | — | |
| 561450 | Credit bureaus | 220 | 505 | 3 049 | 7 | 4 | 1 | 1 | — | — | 1 | — | — | — | |
| 56149 | Other business support services | 1 580 | 8 157 | 33 944 | 28 | 17 | 2 | 5 | — | 1 | 2 | — | — | 1 | |
| 561499 | All other business support services | 1 500 | 7 474 | 30 335 | 9 | 3 | — | — | — | 1 | 2 | — | — | 1 | |
| 5615 | Travel arrangement & reservation services | 2 121 | 18 927 | 74 387 | 260 | 152 | 60 | 29 | 12 | 4 | 3 | — | — | — | |
| 56151 | Travel agencies | 1 362 | 12 339 | 48 802 | 199 | 125 | 46 | 18 | 6 | 2 | 2 | — | — | — | |
| 561510 | Travel agencies | 1 362 | 12 339 | 48 802 | 199 | 125 | 46 | 18 | 6 | 2 | 2 | — | — | — | |
| 56152 | Tour operators | 254 | 2 990 | 9 099 | 26 | 9 | 6 | 7 | 4 | — | — | — | — | — | |
| 561520 | Tour operators | 254 | 2 990 | 9 099 | 26 | 9 | 6 | 7 | 4 | — | — | — | — | — | |
| 56159 | Oth travel arrangement & reservation services | 505 | 3 598 | 16 486 | 35 | 18 | 8 | 4 | 2 | 2 | 1 | — | — | — | |
| 561599 | All oth travel arrange & reservation services | 502 | 3 511 | 16 238 | 32 | 15 | 8 | 4 | 2 | 2 | 1 | — | — | — | |
| 5616 | Investigation & security services | 3 786 | 21 308 | 86 621 | 92 | 48 | 15 | 10 | 10 | — | 3 | 4 | 2 | — | |
| 56161 | Investigation, guard & armored car services | 3 001 | 13 592 | 55 235 | 41 | 19 | 6 | 3 | 6 | — | 2 | 3 | 2 | — | |
| 561612 | Security guards & patrol services | 2 764 | 11 837 | 46 640 | 22 | 9 | 3 | 2 | 1 | — | 2 | 3 | 2 | — | |
| 56162 | Security systems services | 785 | 7 716 | 31 386 | 51 | 29 | 9 | 7 | 4 | — | 1 | 1 | — | — | |
| 561621 | Security systems services (except locksmiths) | 717 | 7 170 | 27 889 | 33 | 16 | 6 | 5 | 4 | — | 1 | 1 | — | — | |
| 5617 | Services to buildings & dwellings | 8 932 | 34 325 | 179 056 | 873 | 643 | 117 | 42 | 48 | 9 | 9 | 3 | 1 | 1 | |
| 56171 | Exterminating & pest control services | 248 | 1 778 | 8 806 | 32 | 22 | 2 | 2 | 6 | — | — | — | — | — | |
| 561710 | Exterminating & pest control services | 248 | 1 778 | 8 806 | 32 | 22 | 2 | 2 | 6 | — | — | — | — | — | |
| 56172 | Janitorial services | 6 523 | 22 642 | 95 808 | 248 | 146 | 39 | 17 | 27 | 6 | 8 | 3 | 1 | 1 | |
| 561720 | Janitorial services | 6 523 | 22 642 | 95 808 | 248 | 146 | 39 | 17 | 27 | 6 | 8 | 3 | 1 | 1 | |
| 56173 | Landscaping services | 1 856 | 8 411 | 66 278 | 518 | 416 | 66 | 20 | 13 | 2 | 1 | — | — | — | |
| 561730 | Landscaping services | 1 856 | 8 411 | 66 278 | 518 | 416 | 66 | 20 | 13 | 2 | 1 | — | — | — | |
| 56174 | Carpet & upholstery cleaning services | 195 | 750 | 3 357 | 41 | 31 | 7 | 1 | 1 | — | — | — | — | — | |
| 561740 | Carpet & upholstery cleaning services | 195 | 750 | 3 357 | 41 | 31 | 7 | 1 | 1 | — | — | — | — | — | |
| 56179 | Other services to buildings & dwellings | 110 | 744 | 4 807 | 34 | 28 | 3 | 2 | 1 | — | — | — | — | — | |
| 561790 | Other services to buildings & dwellings | 110 | 744 | 4 807 | 34 | 28 | 3 | 2 | 1 | — | — | — | — | — | |
| 5619 | Other support services | 2 461 | 15 209 | 61 211 | 129 | 76 | 24 | 12 | 9 | 2 | 4 | 1 | — | — | |
| 56191 | Packaging & labeling services | 978 | 5 308 | 21 205 | 21 | 8 | 3 | 4 | 1 | 1 | 3 | 1 | — | — | |
| 561910 | Packaging & labeling services | 978 | 5 308 | 21 205 | 21 | 8 | 3 | 4 | 1 | 1 | 3 | 1 | — | — | |
| 56192 | Convention & trade show organizers | 266 | 3 841 | 13 075 | 28 | 14 | 6 | 3 | 5 | — | — | — | — | — | |
| 561920 | Convention & trade show organizers | 266 | 3 841 | 13 075 | 28 | 14 | 6 | 3 | 5 | — | — | — | — | — | |
| 56199 | All other support services | 1 217 | 6 060 | 26 931 | 80 | 54 | 15 | 5 | 3 | 1 | 1 | — | 1 | — | |
| 561990 | All other support services | 1 217 | 6 060 | 26 931 | 80 | 54 | 15 | 5 | 3 | 1 | 1 | — | 1 | — | |
| 562 | Waste management & remediation services | 1 405 | 12 112 | 55 618 | 66 | 28 | 11 | 15 | 5 | 4 | 2 | 1 | — | — | |
| 5621 | Waste collection | 541 | 4 932 | 23 816 | 26 | 10 | 6 | 7 | 1 | 1 | — | 1 | — | — | |
| 56211 | Waste collection | 541 | 4 932 | 23 816 | 26 | 10 | 6 | 7 | 1 | 1 | — | 1 | — | — | |
| 5622 | Waste treatment & disposal | (C) | (D) | (D) | 8 | 4 | — | 2 | 1 | — | 1 | — | — | — | |
| 56221 | Waste treatment & disposal | (C) | (D) | (D) | 8 | 4 | — | 2 | 1 | — | 1 | — | — | — | |
| 5629 | Remediation & oth waste management services | (F) | (D) | (D) | 32 | 14 | 5 | 6 | 3 | 3 | 1 | — | — | — | |
| 56291 | Remediation services | 476 | 2 737 | 14 744 | 13 | 5 | 1 | 1 | 2 | 3 | 1 | — | — | — | |
| 562910 | Remediation services | 476 | 2 737 | 14 744 | 13 | 5 | 1 | 1 | 2 | 3 | 1 | — | — | — | |
| 56299 | All other waste management services | (C) | (D) | (D) | 15 | 5 | 4 | 5 | 1 | — | — | — | — | — | |
| 562991 | Septic tank & related services | 133 | 1 102 | 4 076 | 13 | 4 | 3 | 5 | 1 | — | — | — | — | — | |
| 61 | Educational services | 9 657 | 62 620 | 252 148 | 387 | 185 | 55 | 52 | 58 | 22 | 10 | 3 | — | 2 | |
| 611 | Educational services | 9 657 | 62 620 | 252 148 | 387 | 185 | 55 | 52 | 58 | 22 | 10 | 3 | — | 2 | |
| 6111 | Elementary & secondary schools | 4 300 | 29 109 | 114 670 | 104 | 16 | 11 | 16 | 33 | 18 | 9 | 1 | — | — | |
| 61111 | Elementary & secondary schools | 4 300 | 29 109 | 114 670 | 104 | 16 | 11 | 16 | 33 | 18 | 9 | 1 | — | — | |
| 611110 | Elementary & secondary schools | 4 300 | 29 109 | 114 670 | 104 | 16 | 11 | 16 | 33 | 18 | 9 | 1 | — | — | |
| 6112 | Junior colleges | 1 631 | 11 050 | 41 202 | 5 | — | — | 1 | 1 | 2 | — | — | — | 1 | |
| 61121 | Junior colleges | 1 631 | 11 050 | 41 202 | 5 | — | — | 1 | 1 | 2 | — | — | — | 1 | |
| 611210 | Junior colleges | 1 631 | 11 050 | 41 202 | 5 | — | — | 1 | 1 | 2 | — | — | — | 1 | |
| 6113 | Colleges, universities & professional schools | 1 517 | 9 798 | 42 220 | 11 | 5 | 2 | — | 2 | — | — | 1 | — | 1 | |
| 61131 | Colleges, universities & professional schools | 1 517 | 9 798 | 42 220 | 11 | 5 | 2 | — | 2 | — | — | 1 | — | 1 | |
| 611310 | Colleges, universities & professional schools | 1 517 | 9 798 | 42 220 | 11 | 5 | 2 | — | 2 | — | — | 1 | — | 1 | |

See footnotes at end of table.

Table 6. Counties—Employees, Payroll, and Establishments by Industry: 2001—Con.

[Excludes most government employees, railroad employees, and self-employed persons. Size class 1 to 4 includes establishments with payroll, but no employees, during mid-March pay period. (D) denotes figures withheld to avoid disclosing data for individual companies; the data are included in broader industry totals. Detailed industries with 100 or more employees are shown if industry was not a (D). For explanation of terms, abbreviations, and data reliability/comparability, see introductory text]

| NAICS code | Industry | Number of employees for week including March 12 | Payroll (\$1,000) | | Total number of establishments | Number of establishments by employment-size class | | | | | | | | | |
|--------------------|--|---|-------------------|------------------|--------------------------------|---|------------|------------|------------|-----------|------------|------------|------------|---------------|--|
| | | | First quarter | Annual | | 1 to 4 | 5 to 9 | 10 to 19 | 20 to 49 | 50 to 99 | 100 to 249 | 250 to 499 | 500 to 999 | 1,000 or more | |
| BERGEN—Con. | | | | | | | | | | | | | | | |
| 61 | Educational services—Con. | | | | | | | | | | | | | | |
| 611 | Educational services—Con. | | | | | | | | | | | | | | |
| 6114 | Business schools & computer & mgt training ... | 371 | 4 396 | 15 461 | 45 | 21 | 8 | 12 | 4 | — | — | — | — | — | |
| 61142 | Computer training | 240 | 2 348 | 8 098 | 30 | 15 | 4 | 9 | 2 | — | — | — | — | — | |
| 611420 | Computer training | 240 | 2 348 | 8 098 | 30 | 15 | 4 | 9 | 2 | — | — | — | — | — | |
| 6115 | Technical & trade schools | 297 | 2 834 | 11 744 | 25 | 15 | 3 | 3 | 2 | 1 | 1 | — | — | — | |
| 61151 | Technical & trade schools | 297 | 2 834 | 11 744 | 25 | 15 | 3 | 3 | 2 | 1 | 1 | — | — | — | |
| 611519 | Other technical & trade schools | 141 | 684 | 3 814 | 13 | 7 | 1 | 3 | 1 | 1 | — | — | — | — | |
| 6116 | Other schools & instruction | 1 478 | 5 053 | 25 130 | 174 | 110 | 26 | 20 | 16 | 1 | — | 1 | — | — | |
| 61161 | Fine arts schools | 288 | 1 003 | 4 384 | 52 | 32 | 10 | 8 | 2 | — | — | — | — | — | |
| 611610 | Fine arts schools | 288 | 1 003 | 4 384 | 52 | 32 | 10 | 8 | 2 | — | — | — | — | — | |
| 61162 | Sports & recreation instruction | 173 | 906 | 7 124 | 44 | 32 | 8 | 2 | 2 | — | — | — | — | — | |
| 611620 | Sports & recreation instruction | 173 | 906 | 7 124 | 44 | 32 | 8 | 2 | 2 | — | — | — | — | — | |
| 61163 | Language schools | 112 | 472 | 1 882 | 10 | 3 | 3 | 2 | 2 | — | — | — | — | — | |
| 611630 | Language schools | 112 | 472 | 1 882 | 10 | 3 | 3 | 2 | 2 | — | — | — | — | — | |
| 61169 | All other schools & instruction | 905 | 2 672 | 11 740 | 68 | 43 | 5 | 8 | 10 | 1 | — | 1 | — | — | |
| 611691 | Exam preparation & tutoring | 388 | 933 | 4 461 | 39 | 23 | 3 | 5 | 7 | 1 | — | — | — | — | |
| 611692 | Automobile driving schools | 366 | 470 | 2 050 | 12 | 9 | — | 2 | — | — | — | 1 | — | — | |
| 611699 | All other miscellaneous schools & instruction | 151 | 1 269 | 5 229 | 17 | 11 | 2 | 1 | 3 | — | — | — | — | — | |
| 62 | Health care and social assistance | 52 658 | 514 049 | 2 212 958 | 3 069 | 1 704 | 712 | 374 | 173 | 47 | 35 | 13 | 3 | 8 | |
| 621 | Ambulatory health care services | 25 537 | 291 980 | 1 281 965 | 2 635 | 1 590 | 618 | 275 | 105 | 17 | 18 | 8 | 2 | 2 | |
| 6211 | Offices of physicians | 8 015 | 132 200 | 607 507 | 1 188 | 690 | 272 | 146 | 67 | 11 | 2 | — | — | — | |
| 62111 | Offices of physicians | 8 015 | 132 200 | 607 507 | 1 188 | 690 | 272 | 146 | 67 | 11 | 2 | — | — | — | |
| 621111 | Offices of physicians (exc mental health) ... | 7 866 | 130 194 | 598 087 | 1 125 | 636 | 263 | 146 | 67 | 11 | 2 | — | — | — | |
| 621112 | Offices of physicians, mental health | 149 | 2 006 | 9 420 | 63 | 54 | 9 | — | — | — | — | — | — | — | |
| 6212 | Offices of dentists | 3 570 | 26 495 | 119 807 | 734 | 412 | 245 | 65 | 12 | — | — | — | — | — | |
| 62121 | Offices of dentists | 3 570 | 26 495 | 119 807 | 734 | 412 | 245 | 65 | 12 | — | — | — | — | — | |
| 621210 | Offices of dentists | 3 570 | 26 495 | 119 807 | 734 | 412 | 245 | 65 | 12 | — | — | — | — | — | |
| 6213 | Offices of other health practitioners | 1 711 | 11 930 | 51 150 | 509 | 410 | 66 | 29 | 3 | — | 1 | — | — | — | |
| 62131 | Offices of chiropractors | 489 | 2 492 | 11 166 | 205 | 180 | 23 | 2 | — | — | — | — | — | — | |
| 621310 | Offices of chiropractors | 489 | 2 492 | 11 166 | 205 | 180 | 23 | 2 | — | — | — | — | — | — | |
| 62132 | Offices of optometrists | 260 | 1 615 | 7 145 | 60 | 39 | 13 | 7 | 1 | — | — | — | — | — | |
| 621320 | Offices of optometrists | 260 | 1 615 | 7 145 | 60 | 39 | 13 | 7 | 1 | — | — | — | — | — | |
| 62134 | Offices of PT, OT, speech therapy & audiology | 553 | 4 792 | 20 439 | 85 | 56 | 10 | 16 | 2 | — | 1 | — | — | — | |
| 621340 | Offices of PT, OT, speech therapy & audiology | 553 | 4 792 | 20 439 | 85 | 56 | 10 | 16 | 2 | — | 1 | — | — | — | |
| 62139 | Offices of all other health practitioners | 344 | 2 341 | 9 359 | 118 | 95 | 20 | 3 | — | — | — | — | — | — | |
| 621391 | Offices of podiatrists | 265 | 1 491 | 6 457 | 80 | 62 | 16 | 2 | — | — | — | — | — | — | |
| 6214 | Outpatient care centers | 1 834 | 16 966 | 66 704 | 68 | 21 | 12 | 20 | 8 | 3 | 2 | 2 | — | — | |
| 62142 | Outpatient mental health, substance abuse ctrs | 826 | 6 185 | 25 514 | 20 | 7 | 3 | 3 | 2 | 2 | 2 | 1 | — | — | |
| 621420 | Outpatient mental health, substance abuse ctrs | 826 | 6 185 | 25 514 | 20 | 7 | 3 | 3 | 2 | 2 | 2 | 1 | — | — | |
| 62149 | Other outpatient care centers | (F) | (D) | (D) | 45 | 13 | 9 | 16 | 5 | 1 | — | 1 | — | — | |
| 621498 | All other outpatient care centers | 307 | 2 443 | 9 947 | 27 | 7 | 8 | 9 | 2 | 1 | — | — | — | — | |
| 6215 | Medical & diagnostic laboratories | 4 178 | 76 026 | 307 951 | 65 | 28 | 16 | 8 | 6 | — | 3 | 2 | 1 | 1 | |
| 62151 | Medical & diagnostic laboratories | 4 178 | 76 026 | 307 951 | 65 | 28 | 16 | 8 | 6 | — | 3 | 2 | 1 | 1 | |
| 6216 | Home health care services | 5 862 | 25 155 | 114 533 | 51 | 21 | 4 | 2 | 7 | 2 | 9 | 4 | 1 | 1 | |
| 62161 | Home health care services | 5 862 | 25 155 | 114 533 | 51 | 21 | 4 | 2 | 7 | 2 | 9 | 4 | 1 | 1 | |
| 621610 | Home health care services | 5 862 | 25 155 | 114 533 | 51 | 21 | 4 | 2 | 7 | 2 | 9 | 4 | 1 | 1 | |
| 6219 | Other ambulatory health care services | 367 | 3 208 | 14 313 | 20 | 8 | 3 | 5 | 2 | 1 | 1 | — | — | — | |
| 62191 | Ambulance services | 101 | 515 | 2 415 | 8 | 5 | — | 2 | — | 1 | — | — | — | — | |
| 621910 | Ambulance services | 101 | 515 | 2 415 | 8 | 5 | — | 2 | — | 1 | — | — | — | — | |
| 62199 | All other ambulatory health care services | 266 | 2 693 | 11 898 | 12 | 3 | 3 | 3 | 2 | — | 1 | — | — | — | |
| 621991 | Blood & organ banks | 149 | 1 405 | 5 748 | 3 | — | 1 | 1 | — | — | 1 | — | — | — | |
| 621999 | All oth misc ambulatory health care services | 117 | 1 288 | 6 150 | 9 | 3 | 2 | 2 | 2 | — | — | — | — | — | |
| 622 | Hospitals | (J) | (D) | (D) | 9 | 1 | — | — | — | — | — | 1 | 1 | 6 | |
| 6221 | General medical & surgical hospitals | 15 446 | 160 380 | 677 329 | 6 | — | — | — | — | — | — | — | — | 6 | |
| 62211 | General medical & surgical hospitals | 15 446 | 160 380 | 677 329 | 6 | — | — | — | — | — | — | — | — | 6 | |
| 622110 | General medical & surgical hospitals | 15 446 | 160 380 | 677 329 | 6 | — | — | — | — | — | — | — | — | 6 | |
| 6222 | Psychiatric & substance abuse hospitals | (F) | (D) | (D) | 1 | — | — | — | — | — | — | — | 1 | — | |
| 62221 | Psychiatric & substance abuse hospitals | (F) | (D) | (D) | 1 | — | — | — | — | — | — | — | 1 | — | |
| 6223 | Other specialty hospitals | (E) | (D) | (D) | 2 | 1 | — | — | — | — | — | 1 | — | — | |
| 62231 | Other specialty hospitals | (E) | (D) | (D) | 2 | 1 | — | — | — | — | — | 1 | — | — | |
| 623 | Nursing & residential care facilities | 5 332 | 31 682 | 135 300 | 106 | 17 | 22 | 19 | 12 | 20 | 14 | 2 | — | — | |
| 6231 | Nursing care facilities | 3 151 | 20 594 | 88 330 | 40 | 7 | — | 2 | 6 | 12 | 13 | — | — | — | |
| 62311 | Nursing care facilities | 3 151 | 20 594 | 88 330 | 40 | 7 | — | 2 | 6 | 12 | 13 | — | — | — | |
| 623110 | Nursing care facilities | 3 151 | 20 594 | 88 330 | 40 | 7 | — | 2 | 6 | 12 | 13 | — | — | — | |
| 6232 | Residential mental retardation, health facil | 667 | 3 015 | 11 608 | 31 | 3 | 16 | 7 | 2 | 2 | 1 | — | — | — | |
| 62321 | Residential mental retardation facilities | 573 | 2 665 | 10 264 | 23 | 3 | 12 | 4 | 1 | 2 | 1 | — | — | — | |
| 623210 | Residential mental retardation facilities | 573 | 2 665 | 10 264 | 23 | 3 | 12 | 4 | 1 | 2 | 1 | — | — | — | |
| 6233 | Community care facilities for the elderly | 1 352 | 7 000 | 31 249 | 27 | 6 | 5 | 5 | 4 | 5 | — | 2 | — | — | |
| 62331 | Community care facilities for the elderly | 1 352 | 7 000 | 31 249 | 27 | 6 | 5 | 5 | 4 | 5 | — | 2 | — | — | |
| 623311 | Continuing care retirement communities ... | 456 | 2 247 | 10 338 | 7 | 1 | 1 | 1 | 1 | 2 | — | 1 | — | — | |
| 623312 | Homes for the elderly | 896 | 4 753 | 20 911 | 20 | 5 | 4 | 4 | 3 | 3 | — | 1 | — | — | |
| 6239 | Other residential care facilities | 162 | 1 073 | 4 113 | 8 | 1 | 1 | 5 | — | 1 | — | — | — | — | |
| 62399 | Other residential care facilities | 162 | 1 073 | 4 113 | 8 | 1 | 1 | 5 | — | 1 | — | — | — | — | |
| 623990 | Other residential care facilities | 162 | 1 073 | 4 113 | 8 | 1 | 1 | 5 | — | 1 | — | — | — | — | |

See footnotes at end of table.

Table 6. Counties—Employees, Payroll, and Establishments by Industry: 2001—Con.

[Excludes most government employees, railroad employees, and self-employed persons. Size class 1 to 4 includes establishments with payroll, but no employees, during mid-March pay period. (D) denotes figures withheld to avoid disclosing data for individual companies; the data are included in broader industry totals. Detailed industries with 100 or more employees are shown if industry was not a (D). For explanation of terms, abbreviations, and data reliability/comparability, see introductory text]

| NAICS code | Industry | Number of employees for week including March 12 | Payroll (\$1,000) | | Total number of establishments | Number of establishments by employment-size class | | | | | | | | | |
|--------------------|--|---|-------------------|----------------|--------------------------------|---|------------|------------|------------|-----------|------------|------------|------------|---------------|--|
| | | | First quarter | Annual | | 1 to 4 | 5 to 9 | 10 to 19 | 20 to 49 | 50 to 99 | 100 to 249 | 250 to 499 | 500 to 999 | 1,000 or more | |
| BERGEN—Con. | | | | | | | | | | | | | | | |
| 62 | Health care and social assistance—Con. | | | | | | | | | | | | | | |
| 624 | Social assistance | (I) | (D) | (D) | 319 | 96 | 72 | 80 | 56 | 10 | 3 | 2 | — | — | |
| 6241 | Individual & family services | 1 566 | 8 367 | 31 336 | 79 | 30 | 15 | 20 | 8 | 3 | 2 | 1 | — | — | |
| 62411 | Child & youth services | 186 | 1 089 | 4 166 | 16 | 4 | 3 | 6 | 3 | — | — | — | — | — | |
| 624110 | Child & youth services | 186 | 1 089 | 4 166 | 16 | 4 | 3 | 6 | 3 | — | — | — | — | — | |
| 62412 | Services for elderly & disabled persons | 693 | 2 645 | 11 044 | 17 | 1 | 4 | 9 | 1 | 1 | — | 1 | — | — | |
| 624120 | Services for elderly & disabled persons | 693 | 2 645 | 11 044 | 17 | 1 | 4 | 9 | 1 | 1 | — | 1 | — | — | |
| 62419 | Other individual & family services | 687 | 4 633 | 16 126 | 46 | 25 | 8 | 5 | 4 | 2 | 2 | — | — | — | |
| 624190 | Other individual & family services | 687 | 4 633 | 16 126 | 46 | 25 | 8 | 5 | 4 | 2 | 2 | — | — | — | |
| 6242 | Community, emergency & other relief services .. | (C) | (D) | (D) | 17 | 10 | 1 | 1 | 4 | 1 | — | — | — | — | |
| 62421 | Community food services | 120 | 272 | 1 112 | 4 | 2 | — | — | 1 | 1 | — | — | — | — | |
| 624210 | Community food services | 120 | 272 | 1 112 | 4 | 2 | — | — | 1 | 1 | — | — | — | — | |
| 6243 | Vocational rehabilitation services | 523 | 831 | 3 381 | 9 | 3 | 2 | 1 | 2 | — | — | 1 | — | — | |
| 62431 | Vocational rehabilitation services | 523 | 831 | 3 381 | 9 | 3 | 2 | 1 | 2 | — | — | 1 | — | — | |
| 624310 | Vocational rehabilitation services | 523 | 831 | 3 381 | 9 | 3 | 2 | 1 | 2 | — | — | 1 | — | — | |
| 6244 | Child day care services | 3 056 | 11 619 | 47 629 | 214 | 53 | 54 | 58 | 42 | 6 | 1 | — | — | — | |
| 62441 | Child day care services | 3 056 | 11 619 | 47 629 | 214 | 53 | 54 | 58 | 42 | 6 | 1 | — | — | — | |
| 624410 | Child day care services | 3 056 | 11 619 | 47 629 | 214 | 53 | 54 | 58 | 42 | 6 | 1 | — | — | — | |
| 71 | Arts, entertainment & recreation | 4 895 | 103 280 | 311 836 | 416 | 266 | 47 | 34 | 43 | 13 | 13 | — | — | — | |
| 711 | Performing arts, spectator sports & related industries | 1 061 | 88 985 | 236 588 | 161 | 129 | 16 | 6 | 5 | 2 | 3 | — | — | — | |
| 7111 | Performing arts companies | 256 | 1 023 | 4 531 | 40 | 30 | 6 | 2 | 1 | — | 1 | — | — | — | |
| 71111 | Theater companies & dinner theaters | 141 | 487 | 2 010 | 7 | 4 | 1 | 1 | — | — | 1 | — | — | — | |
| 711110 | Theater companies & dinner theaters | 141 | 487 | 2 010 | 7 | 4 | 1 | 1 | — | — | 1 | — | — | — | |
| 7112 | Spectator sports | 410 | 83 305 | 213 510 | 20 | 14 | 3 | — | — | 1 | 2 | — | — | — | |
| 71121 | Spectator sports | 410 | 83 305 | 213 510 | 20 | 14 | 3 | — | — | 1 | 2 | — | — | — | |
| 711211 | Sports teams and clubs | 375 | 83 140 | 212 389 | 3 | — | — | — | — | 1 | 2 | — | — | — | |
| 7113 | Promoters of entertainment events | (C) | (D) | (D) | 19 | 15 | — | 2 | 1 | 1 | — | — | — | — | |
| 7115 | Independent artists, writers & performers | 229 | 3 368 | 13 979 | 65 | 54 | 6 | 2 | 3 | — | — | — | — | — | |
| 71151 | Independent artists, writers & performers | 229 | 3 368 | 13 979 | 65 | 54 | 6 | 2 | 3 | — | — | — | — | — | |
| 711510 | Independent artists, writers & performers .. | 229 | 3 368 | 13 979 | 65 | 54 | 6 | 2 | 3 | — | — | — | — | — | |
| 712 | Museums, historical sites & like institutions | 106 | 532 | 5 077 | 8 | 2 | 3 | 1 | 2 | — | — | — | — | — | |
| 7121 | Museums, historical sites & like institutions | 106 | 532 | 5 077 | 8 | 2 | 3 | 1 | 2 | — | — | — | — | — | |
| 71211 | Museums | (C) | (D) | (D) | 7 | 2 | 2 | 1 | 2 | — | — | — | — | — | |
| 713 | Amusement, gambling & recreation industries | 3 728 | 13 763 | 70 171 | 247 | 135 | 28 | 27 | 36 | 11 | 10 | — | — | — | |
| 7139 | Other amusement & recreation industries | 3 687 | 13 551 | 69 425 | 240 | 132 | 25 | 26 | 36 | 11 | 10 | — | — | — | |
| 71391 | Golf courses & country clubs | 803 | 4 422 | 27 881 | 22 | 6 | 1 | 3 | 6 | 4 | 2 | — | — | — | |
| 713910 | Golf courses & country clubs | 803 | 4 422 | 27 881 | 22 | 6 | 1 | 3 | 6 | 4 | 2 | — | — | — | |
| 71394 | Fitness & recreational sports centers | 2 183 | 6 874 | 30 754 | 147 | 83 | 16 | 13 | 23 | 5 | 7 | — | — | — | |
| 713940 | Fitness & recreational sports centers | 2 183 | 6 874 | 30 754 | 147 | 83 | 16 | 13 | 23 | 5 | 7 | — | — | — | |
| 71395 | Bowling centers | 358 | 922 | 3 749 | 14 | 3 | 2 | 2 | 5 | 2 | — | — | — | — | |
| 713950 | Bowling centers | 358 | 922 | 3 749 | 14 | 3 | 2 | 2 | 5 | 2 | — | — | — | — | |
| 71399 | All other amusement & recreation industries .. | 323 | 1 285 | 6 609 | 52 | 36 | 6 | 7 | 2 | — | 1 | — | — | — | |
| 713990 | All other amusement & recreation industries .. | 323 | 1 285 | 6 609 | 52 | 36 | 6 | 7 | 2 | — | 1 | — | — | — | |
| 72 | Accommodation & food services | 25 347 | 91 397 | 386 252 | 1 905 | 884 | 362 | 312 | 257 | 61 | 24 | 4 | 1 | — | |
| 721 | Accommodation | 3 160 | 16 669 | 68 165 | 69 | 20 | 5 | 12 | 16 | 6 | 7 | 3 | — | — | |
| 7211 | Traveler accommodation | (H) | (D) | (D) | 62 | 13 | 5 | 12 | 16 | 6 | 7 | 3 | — | — | |
| 72111 | Hotels (exc casino hotels) & motels | 3 155 | 16 649 | 68 040 | 61 | 12 | 5 | 12 | 16 | 6 | 7 | 3 | — | — | |
| 721110 | Hotels (exc casino hotels) & motels | 3 155 | 16 649 | 68 040 | 61 | 12 | 5 | 12 | 16 | 6 | 7 | 3 | — | — | |
| 722 | Food services & drinking places | 22 187 | 74 728 | 318 087 | 1 836 | 864 | 357 | 300 | 241 | 55 | 17 | 1 | 1 | — | |
| 7221 | Full-service restaurants | 10 652 | 38 745 | 163 511 | 723 | 273 | 145 | 142 | 118 | 37 | 7 | 1 | — | — | |
| 72211 | Full-service restaurants | 10 652 | 38 745 | 163 511 | 723 | 273 | 145 | 142 | 118 | 37 | 7 | 1 | — | — | |
| 722110 | Full-service restaurants | 10 652 | 38 745 | 163 511 | 723 | 273 | 145 | 142 | 118 | 37 | 7 | 1 | — | — | |
| 7222 | Limited-service eating places | 6 282 | 19 172 | 81 295 | 738 | 411 | 127 | 105 | 84 | 10 | 1 | — | — | — | |
| 72221 | Limited-service eating places | 6 282 | 19 172 | 81 295 | 738 | 411 | 127 | 105 | 84 | 10 | 1 | — | — | — | |
| 722211 | Limited-service restaurants | 4 932 | 14 963 | 62 944 | 554 | 321 | 78 | 74 | 71 | 9 | 1 | — | — | — | |
| 722213 | Snack & nonalcoholic beverage bars | 1 274 | 3 910 | 16 986 | 163 | 77 | 41 | 31 | 13 | 1 | — | — | — | — | |
| 7223 | Special food services | 4 575 | 14 575 | 63 828 | 252 | 100 | 57 | 45 | 32 | 8 | 9 | — | 1 | — | |
| 72231 | Food service contractors | 3 494 | 10 533 | 45 041 | 159 | 45 | 37 | 41 | 24 | 4 | 7 | — | 1 | — | |
| 722310 | Food service contractors | 3 494 | 10 533 | 45 041 | 159 | 45 | 37 | 41 | 24 | 4 | 7 | — | 1 | — | |
| 72232 | Caterers | 1 027 | 3 748 | 17 441 | 74 | 40 | 16 | 4 | 8 | 4 | 2 | — | — | — | |
| 722320 | Caterers | 1 027 | 3 748 | 17 441 | 74 | 40 | 16 | 4 | 8 | 4 | 2 | — | — | — | |
| 7224 | Drinking places (alcoholic beverages) | 678 | 2 236 | 9 453 | 123 | 80 | 28 | 8 | 7 | — | — | — | — | — | |
| 72241 | Drinking places (alcoholic beverages) | 678 | 2 236 | 9 453 | 123 | 80 | 28 | 8 | 7 | — | — | — | — | — | |
| 722410 | Drinking places (alcoholic beverages) | 678 | 2 236 | 9 453 | 123 | 80 | 28 | 8 | 7 | — | — | — | — | — | |
| 81 | Other services (except public administration) | 19 902 | 125 275 | 525 758 | 3 017 | 2 076 | 527 | 231 | 136 | 37 | 5 | 4 | 1 | — | |
| 811 | Repair & maintenance | 4 588 | 40 778 | 176 062 | 948 | 675 | 178 | 60 | 29 | 4 | 2 | — | — | — | |
| 8111 | Automotive repair & maintenance | 2 753 | 21 516 | 90 811 | 657 | 468 | 137 | 38 | 12 | 1 | 1 | — | — | — | |
| 81111 | Automotive mechanical & electrical R&M | 1 396 | 11 801 | 50 563 | 402 | 323 | 61 | 12 | 4 | 1 | 1 | — | — | — | |
| 811111 | General automotive repair | 1 181 | 10 185 | 43 985 | 342 | 276 | 52 | 8 | 4 | 1 | 1 | — | — | — | |
| 811118 | Other automotive mechanical & electrical R&M | 100 | 727 | 3 001 | 24 | 17 | 4 | 3 | — | — | — | — | — | — | |
| 81112 | Automotive body, paint, interior & glass repair | 841 | 6 984 | 28 398 | 168 | 93 | 55 | 18 | 2 | — | — | — | — | — | |
| 811121 | Automotive body, paint & interior R&M | 797 | 6 655 | 26 988 | 157 | 88 | 49 | 18 | 2 | — | — | — | — | — | |
| 81119 | Other automotive R&M | 516 | 2 731 | 11 850 | 87 | 52 | 21 | 8 | 6 | — | — | — | — | — | |
| 811192 | Car washes | 407 | 1 674 | 7 228 | 63 | 39 | 13 | 6 | 5 | — | — | — | — | — | |

See footnotes at end of table.

Table 6. Counties—Employees, Payroll, and Establishments by Industry: 2001—Con.

[Excludes most government employees, railroad employees, and self-employed persons. Size class 1 to 4 includes establishments with payroll, but no employees, during mid-March pay period. (D) denotes figures withheld to avoid disclosing data for individual companies; the data are included in broader industry totals. Detailed industries with 100 or more employees are shown if industry was not a (D). For explanation of terms, abbreviations, and data reliability/comparability, see introductory text]

| NAICS code | Industry | Number of employees for week including March 12 | Payroll (\$1,000) | | Total number of establishments | Number of establishments by employment-size class | | | | | | | | | |
|--------------------|---|---|-------------------|------------------|--------------------------------|---|--------------|--------------|--------------|------------|------------|------------|------------|---------------|--|
| | | | First quarter | Annual | | 1 to 4 | 5 to 9 | 10 to 19 | 20 to 49 | 50 to 99 | 100 to 249 | 250 to 499 | 500 to 999 | 1,000 or more | |
| BERGEN—Con. | | | | | | | | | | | | | | | |
| 81 | Other services (except public administration)—Con. | | | | | | | | | | | | | | |
| 811 | Repair & maintenance—Con. | | | | | | | | | | | | | | |
| 8112 | Electronic & precision equipment R&M | 911 | 11 831 | 52 655 | 107 | 64 | 22 | 9 | 10 | 1 | 1 | — | — | — | |
| 81121 | Electronic & precision equipment R&M | 911 | 11 831 | 52 655 | 107 | 64 | 22 | 9 | 10 | 1 | 1 | — | — | — | |
| 811211 | Consumer electronics R&M | 121 | 964 | 4 551 | 25 | 16 | 5 | 3 | 1 | — | — | — | — | — | |
| 811212 | Computer & office machine R&M | 458 | 6 866 | 30 765 | 48 | 29 | 11 | 2 | 5 | — | 1 | — | — | — | |
| 811219 | Other electronic & precision equipment R&M | 236 | 3 042 | 13 230 | 17 | 9 | 3 | 1 | 3 | 1 | — | — | — | — | |
| 8113 | Commercial equipment (exc auto & elec) R&M | 324 | 3 045 | 14 273 | 67 | 52 | 7 | 4 | 4 | — | — | — | — | — | |
| 81131 | Commercial equipment (exc auto & elec) R&M | 324 | 3 045 | 14 273 | 67 | 52 | 7 | 4 | 4 | — | — | — | — | — | |
| 811310 | Commercial equipment (exc auto & elec) R&M | 324 | 3 045 | 14 273 | 67 | 52 | 7 | 4 | 4 | — | — | — | — | — | |
| 8114 | Personal & household goods R&M | 600 | 4 386 | 18 323 | 117 | 91 | 12 | 9 | 3 | 2 | — | — | — | — | |
| 81141 | Home, garden equipment & appliance R&M | 285 | 2 287 | 9 441 | 43 | 32 | 4 | 5 | 1 | 1 | — | — | — | — | |
| 811411 | Home & garden equipment R&M | 134 | 943 | 4 009 | 23 | 17 | 1 | 4 | 1 | — | — | — | — | — | |
| 811412 | Appliance repair & maintenance | 151 | 1 344 | 5 432 | 20 | 15 | 3 | 1 | — | 1 | — | — | — | — | |
| 81149 | Other personal & household goods R&M | 222 | 1 625 | 7 099 | 41 | 31 | 5 | 2 | 2 | 1 | — | — | — | — | |
| 811490 | Other personal & household goods R&M | 222 | 1 625 | 7 099 | 41 | 31 | 5 | 2 | 2 | 1 | — | — | — | — | |
| 812 | Personal & laundry services | 7 685 | 44 871 | 187 897 | 1 243 | 892 | 215 | 91 | 32 | 9 | — | 3 | 1 | — | |
| 8121 | Personal care services | 3 124 | 11 871 | 50 802 | 704 | 507 | 121 | 59 | 13 | 4 | — | — | — | — | |
| 81211 | Hair, nail & skin care services | 2 718 | 10 460 | 44 697 | 638 | 462 | 112 | 52 | 9 | 3 | — | — | — | — | |
| 812112 | Beauty salons | 2 428 | 9 523 | 40 790 | 486 | 325 | 100 | 49 | 9 | 3 | — | — | — | — | |
| 812113 | Nail salons | 198 | 652 | 2 749 | 109 | 97 | 9 | 3 | — | — | — | — | — | — | |
| 81219 | Other personal care services | 406 | 1 411 | 6 105 | 66 | 45 | 9 | 7 | 4 | 1 | — | — | — | — | |
| 812191 | Diet & weight reducing centers | 191 | 535 | 2 311 | 15 | 8 | 1 | 2 | 3 | 1 | — | — | — | — | |
| 812199 | Other personal care services | 215 | 876 | 3 794 | 51 | 37 | 8 | 5 | 1 | — | — | — | — | — | |
| 8122 | Death care services | 664 | 6 054 | 27 227 | 72 | 37 | 20 | 8 | 6 | 1 | — | — | — | — | |
| 81221 | Funeral homes | 373 | 2 745 | 12 164 | 48 | 24 | 15 | 6 | 3 | — | — | — | — | — | |
| 812210 | Funeral homes | 373 | 2 745 | 12 164 | 48 | 24 | 15 | 6 | 3 | — | — | — | — | — | |
| 81222 | Cemeteries & crematories | 291 | 3 309 | 15 063 | 24 | 13 | 5 | 2 | 3 | 1 | — | — | — | — | |
| 812220 | Cemeteries & crematories | 291 | 3 309 | 15 063 | 24 | 13 | 5 | 2 | 3 | 1 | — | — | — | — | |
| 8123 | Drycleaning & laundry services | 1 189 | 4 766 | 21 366 | 287 | 218 | 46 | 12 | 11 | — | — | — | — | — | |
| 81231 | Coin-operated laundries & drycleaners | 274 | 994 | 4 030 | 70 | 53 | 14 | 1 | 2 | — | — | — | — | — | |
| 812310 | Coin-operated laundries & drycleaners | 274 | 994 | 4 030 | 70 | 53 | 14 | 1 | 2 | — | — | — | — | — | |
| 81232 | Drycleaning & laundry services (exc coin-op) | 865 | 3 482 | 15 874 | 214 | 164 | 31 | 11 | 8 | — | — | — | — | — | |
| 812320 | Drycleaning & laundry services (exc coin-op) | 865 | 3 482 | 15 874 | 214 | 164 | 31 | 11 | 8 | — | — | — | — | — | |
| 8129 | Other personal services | 2 708 | 22 180 | 88 502 | 180 | 130 | 28 | 12 | 2 | 4 | — | 3 | 1 | — | |
| 81292 | Photofinishing | 1 323 | 10 695 | 43 609 | 38 | 18 | 10 | 5 | — | 2 | — | 3 | — | — | |
| 812921 | Photofinishing laboratories (except one-hour) | 1 224 | 10 225 | 41 413 | 17 | 8 | 2 | 2 | — | 2 | — | 3 | — | — | |
| 81299 | All other personal services | 1 246 | 10 903 | 42 326 | 100 | 78 | 13 | 5 | 1 | 2 | — | — | 1 | — | |
| 812990 | All other personal services | 1 246 | 10 903 | 42 326 | 100 | 78 | 13 | 5 | 1 | 2 | — | — | 1 | — | |
| 813 | Religious, grantmaking, civic, prof & like organizations | 7 629 | 39 626 | 161 799 | 826 | 509 | 134 | 80 | 75 | 24 | 3 | 1 | — | — | |
| 8131 | Religious organizations | 4 611 | 19 000 | 75 467 | 420 | 228 | 74 | 53 | 46 | 17 | 1 | 1 | — | — | |
| 81311 | Religious organizations | 4 611 | 19 000 | 75 467 | 420 | 228 | 74 | 53 | 46 | 17 | 1 | 1 | — | — | |
| 813110 | Religious organizations | 4 611 | 19 000 | 75 467 | 420 | 228 | 74 | 53 | 46 | 17 | 1 | 1 | — | — | |
| 8132 | Grantmaking & giving services | 263 | 2 401 | 10 125 | 46 | 35 | 7 | 2 | 1 | 1 | — | — | — | — | |
| 81321 | Grantmaking & giving services | 263 | 2 401 | 10 125 | 46 | 35 | 7 | 2 | 1 | 1 | — | — | — | — | |
| 813212 | Voluntary health organizations | 101 | 781 | 3 392 | 16 | 10 | 4 | 1 | 1 | — | — | — | — | — | |
| 813219 | Other grantmaking & giving services | 107 | 1 034 | 4 156 | 7 | 4 | 1 | 1 | — | 1 | — | — | — | — | |
| 8133 | Social advocacy organizations | 131 | 809 | 3 612 | 14 | 8 | 1 | 3 | 2 | — | — | — | — | — | |
| 81331 | Social advocacy organizations | 131 | 809 | 3 612 | 14 | 8 | 1 | 3 | 2 | — | — | — | — | — | |
| 8134 | Civic & social organizations | 953 | 3 045 | 12 559 | 54 | 34 | 6 | 4 | 4 | 4 | 2 | — | — | — | |
| 81341 | Civic & social organizations | 953 | 3 045 | 12 559 | 54 | 34 | 6 | 4 | 4 | 4 | 2 | — | — | — | |
| 813410 | Civic & social organizations | 953 | 3 045 | 12 559 | 54 | 34 | 6 | 4 | 4 | 4 | 2 | — | — | — | |
| 8139 | Business, labor, political, like organizations | 1 671 | 14 371 | 60 036 | 292 | 204 | 46 | 18 | 22 | 2 | — | — | — | — | |
| 81391 | Business associations | 212 | 2 864 | 10 406 | 37 | 26 | 4 | 5 | 2 | — | — | — | — | — | |
| 813910 | Business associations | 212 | 2 864 | 10 406 | 37 | 26 | 4 | 5 | 2 | — | — | — | — | — | |
| 81392 | Professional organizations | 208 | 2 390 | 10 249 | 45 | 35 | 7 | 1 | 1 | 1 | — | — | — | — | |
| 813920 | Professional organizations | 208 | 2 390 | 10 249 | 45 | 35 | 7 | 1 | 1 | 1 | — | — | — | — | |
| 81393 | Labor unions & similar labor organizations | 451 | 3 830 | 17 109 | 66 | 39 | 17 | 3 | 6 | 1 | — | — | — | — | |
| 813930 | Labor unions & similar labor organizations | 451 | 3 830 | 17 109 | 66 | 39 | 17 | 3 | 6 | 1 | — | — | — | — | |
| 81399 | Oth similar organizations (exc business, prof, labor, pol) | 781 | 5 142 | 21 573 | 138 | 99 | 17 | 9 | 13 | — | — | — | — | — | |
| 813990 | Oth similar organizations (exc business, prof, labor, pol) | 781 | 5 142 | 21 573 | 138 | 99 | 17 | 9 | 13 | — | — | — | — | — | |
| 95 | Auxiliaries (exc corporate, subsidiary & regional mgt) | 2 789 | 35 130 | 150 892 | 58 | 10 | 8 | 14 | 8 | 5 | 3 | — | — | — | |
| 99 | Unclassified establishments | 469 | 2 397 | 15 506 | 356 | 333 | 20 | 2 | 1 | — | — | — | — | — | |
| BURLINGTON | | | | | | | | | | | | | | | |
| | Total | 172 031 | 1 495 627 | 6 229 568 | 10 411 | 5 435 | 1 974 | 1 371 | 1 008 | 336 | 212 | 50 | 15 | 10 | |
| 11 | Forestry, fishing, hunting, and agriculture support | (B) | (D) | (D) | 18 | 14 | 1 | 3 | — | — | — | — | — | — | |
| 21 | Mining | (A) | (D) | (D) | 6 | 5 | — | 1 | — | — | — | — | — | — | |

See footnotes at end of table.

Table 6. Counties—Employees, Payroll, and Establishments by Industry: 2001—Con.

[Excludes most government employees, railroad employees, and self-employed persons. Size class 1 to 4 includes establishments with payroll, but no employees, during mid-March pay period. (D) denotes figures withheld to avoid disclosing data for individual companies; the data are included in broader industry totals. Detailed industries with 100 or more employees are shown if industry was not a (D). For explanation of terms, abbreviations, and data reliability/comparability, see introductory text]

| NAICS code | Industry | Number of employees for week including March 12 | Payroll (\$1,000) | | Total number of establishments | Number of establishments by employment-size class | | | | | | | | |
|------------------------|--|---|-------------------|----------------|--------------------------------|---|------------|-----------|-----------|-----------|------------|------------|------------|---------------|
| | | | First quarter | Annual | | 1 to 4 | 5 to 9 | 10 to 19 | 20 to 49 | 50 to 99 | 100 to 249 | 250 to 499 | 500 to 999 | 1,000 or more |
| BURLINGTON—Con. | | | | | | | | | | | | | | |
| 22 | Utilities | 973 | 16 403 | 48 564 | 17 | 6 | 1 | 4 | — | 2 | 3 | 1 | — | — |
| 221 | Utilities | 973 | 16 403 | 48 564 | 17 | 6 | 1 | 4 | — | 2 | 3 | 1 | — | — |
| 2211 | Elec pwr generation, transmsn & distribution ... | (F) | (D) | (D) | 5 | — | — | — | — | 1 | 3 | 1 | — | — |
| 22112 | Electric pwr transmsn, control & distribution .. | (F) | (D) | (D) | 4 | — | — | — | — | — | 3 | 1 | — | — |
| 2213 | Water, sewage & other systems | (C) | (D) | (D) | 11 | 5 | 1 | 4 | — | 1 | — | — | — | — |
| 22131 | Water supply & irrigation systems | (C) | (D) | (D) | 10 | 4 | 1 | 4 | — | 1 | — | — | — | — |
| 23 | Construction | 8 532 | 81 223 | 367 634 | 1 063 | 693 | 180 | 98 | 66 | 16 | 8 | 2 | — | — |
| 233 | Building, developing & general contracting | 2 319 | 21 162 | 100 740 | 309 | 210 | 46 | 26 | 19 | 6 | 2 | — | — | — |
| 2332 | Residential building construction | 1 444 | 10 711 | 52 555 | 230 | 166 | 33 | 16 | 11 | 3 | 1 | — | — | — |
| 23321 | Single-family housing construction | 1 096 | 8 080 | 40 312 | 217 | 160 | 31 | 15 | 9 | 2 | — | — | — | — |
| 233210 | Single-family housing construction | 1 096 | 8 080 | 40 312 | 217 | 160 | 31 | 15 | 9 | 2 | — | — | — | — |
| 23322 | Multifamily housing construction | 348 | 2 631 | 12 243 | 13 | 6 | 2 | 1 | 2 | 1 | — | — | — | — |
| 233220 | Multifamily housing construction | 348 | 2 631 | 12 243 | 13 | 6 | 2 | 1 | 2 | 1 | — | — | — | — |
| 2333 | Nonresidential building construction | 782 | 9 563 | 43 606 | 63 | 35 | 9 | 8 | 7 | 3 | 1 | — | — | — |
| 23332 | Commercial & institutional bldg construction .. | 757 | 9 402 | 42 886 | 55 | 28 | 8 | 8 | 7 | 3 | 1 | — | — | — |
| 233320 | Commercial & institutional bldg construction | 757 | 9 402 | 42 886 | 55 | 28 | 8 | 8 | 7 | 3 | 1 | — | — | — |
| 234 | Heavy construction | 1 103 | 11 900 | 55 064 | 50 | 17 | 12 | 12 | 5 | 2 | — | 2 | — | — |
| 2341 | Highway, street, bridge & tunnel construction ... | 457 | 5 339 | 21 462 | 14 | 5 | 3 | 3 | 1 | 1 | — | 1 | — | — |
| 23411 | Highway & street construction | 457 | 5 339 | 21 462 | 14 | 5 | 3 | 3 | 1 | 1 | — | 1 | — | — |
| 234110 | Highway & street construction | 457 | 5 339 | 21 462 | 14 | 5 | 3 | 3 | 1 | 1 | — | 1 | — | — |
| 2349 | Other heavy construction | 646 | 6 561 | 33 602 | 36 | 12 | 9 | 9 | 4 | 1 | — | 1 | — | — |
| 23491 | Water, sewer & pipeline construction | (C) | (D) | (D) | 14 | 2 | 5 | 6 | 1 | — | — | — | — | — |
| 23492 | Pwr, communication transmsn line construction | (E) | (D) | (D) | 6 | 3 | 1 | — | 1 | — | — | 1 | — | — |
| 23499 | All other heavy construction | 187 | 2 036 | 13 426 | 16 | 7 | 3 | 3 | 2 | 1 | — | — | — | — |
| 234990 | All other heavy construction | 187 | 2 036 | 13 426 | 16 | 7 | 3 | 3 | 2 | 1 | — | — | — | — |
| 235 | Special trade contractors | 5 110 | 48 161 | 211 830 | 704 | 466 | 122 | 60 | 42 | 8 | 6 | — | — | — |
| 2351 | Plumbing, heating & AC contractor | 1 039 | 9 594 | 41 403 | 149 | 101 | 29 | 8 | 9 | 1 | 1 | — | — | — |
| 23511 | Plumbing, heating & AC contractor | 1 039 | 9 594 | 41 403 | 149 | 101 | 29 | 8 | 9 | 1 | 1 | — | — | — |
| 235110 | Plumbing, heating & AC contractor | 1 039 | 9 594 | 41 403 | 149 | 101 | 29 | 8 | 9 | 1 | 1 | — | — | — |
| 2352 | Painting & wall covering contractors | 153 | 689 | 3 806 | 59 | 53 | 4 | 1 | 1 | — | — | — | — | — |
| 23521 | Painting & wall covering contractors | 153 | 689 | 3 806 | 59 | 53 | 4 | 1 | 1 | — | — | — | — | — |
| 235210 | Painting & wall covering contractors | 153 | 689 | 3 806 | 59 | 53 | 4 | 1 | 1 | — | — | — | — | — |
| 2353 | Electrical contractors | 1 081 | 11 893 | 50 218 | 116 | 64 | 23 | 16 | 10 | 2 | 1 | — | — | — |
| 23531 | Electrical contractors | 1 081 | 11 893 | 50 218 | 116 | 64 | 23 | 16 | 10 | 2 | 1 | — | — | — |
| 235310 | Electrical contractors | 1 081 | 11 893 | 50 218 | 116 | 64 | 23 | 16 | 10 | 2 | 1 | — | — | — |
| 2354 | Masonry, drywall, insulation, tile contractors ... | 600 | 5 417 | 22 876 | 55 | 33 | 12 | 6 | 2 | — | 2 | — | — | — |
| 23541 | Masonry & stone contractors | 134 | 627 | 3 531 | 31 | 22 | 6 | 2 | 1 | — | — | — | — | — |
| 235410 | Masonry & stone contractors | 134 | 627 | 3 531 | 31 | 22 | 6 | 2 | 1 | — | — | — | — | — |
| 23542 | Drywall, acoustical & insulation contractors ... | 441 | 4 591 | 18 198 | 18 | 7 | 4 | 4 | 1 | — | 2 | — | — | — |
| 235420 | Drywall, acoustical & insulation contractors | 441 | 4 591 | 18 198 | 18 | 7 | 4 | 4 | 1 | — | 2 | — | — | — |
| 2355 | Carpentry & floor contractors | 526 | 4 651 | 20 203 | 115 | 87 | 16 | 4 | 7 | 1 | — | — | — | — |
| 23551 | Carpentry contractors | 377 | 2 615 | 13 633 | 92 | 71 | 12 | 3 | 6 | — | — | — | — | — |
| 235510 | Carpentry contractors | 377 | 2 615 | 13 633 | 92 | 71 | 12 | 3 | 6 | — | — | — | — | — |
| 23552 | Floor laying & other floor contractors | 149 | 2 036 | 6 570 | 23 | 16 | 4 | 1 | 1 | — | — | — | — | — |
| 235520 | Floor laying & other floor contractors | 149 | 2 036 | 6 570 | 23 | 16 | 4 | 1 | 1 | — | — | — | — | — |
| 2356 | Roofing, siding, & sheet metal contractors | 258 | 2 119 | 9 685 | 38 | 26 | 7 | 2 | 2 | 1 | — | — | — | — |
| 23561 | Roofing, siding, & sheet metal contractors | 258 | 2 119 | 9 685 | 38 | 26 | 7 | 2 | 2 | 1 | — | — | — | — |
| 235610 | Roofing, siding, & sheet metal contractors | 258 | 2 119 | 9 685 | 38 | 26 | 7 | 2 | 2 | 1 | — | — | — | — |
| 2357 | Concrete contractors | 339 | 2 408 | 13 910 | 43 | 27 | 7 | 5 | 2 | 2 | — | — | — | — |
| 23571 | Concrete contractors | 339 | 2 408 | 13 910 | 43 | 27 | 7 | 5 | 2 | 2 | — | — | — | — |
| 235710 | Concrete contractors | 339 | 2 408 | 13 910 | 43 | 27 | 7 | 5 | 2 | 2 | — | — | — | — |
| 2359 | Other special trade contractors | 1 082 | 11 093 | 48 473 | 123 | 72 | 22 | 17 | 9 | 1 | 2 | — | — | — |
| 23591 | Structural steel erection contractors | 318 | 4 424 | 16 537 | 10 | 2 | 1 | 3 | 2 | 1 | 1 | — | — | — |
| 235910 | Structural steel erection contractors | 318 | 4 424 | 16 537 | 10 | 2 | 1 | 3 | 2 | 1 | 1 | — | — | — |
| 23593 | Excavation contractors | 219 | 1 805 | 10 227 | 46 | 31 | 9 | 4 | 2 | — | — | — | — | — |
| 235930 | Excavation contractors | 219 | 1 805 | 10 227 | 46 | 31 | 9 | 4 | 2 | — | — | — | — | — |
| 23594 | Wrecking & demolition contractors | (C) | (D) | (D) | 2 | 1 | — | — | — | — | 1 | — | — | — |
| 23599 | All other special trade contractors | 333 | 2 891 | 13 250 | 55 | 32 | 10 | 9 | 4 | — | — | — | — | — |
| 235990 | All other special trade contractors | 333 | 2 891 | 13 250 | 55 | 32 | 10 | 9 | 4 | — | — | — | — | — |
| 31-33 | Manufacturing | 21 547 | 240 322 | 999 740 | 470 | 143 | 75 | 81 | 77 | 54 | 27 | 8 | 3 | 2 |
| 311 | Food mfg | 836 | 6 056 | 23 460 | 33 | 7 | 5 | 12 | 4 | 3 | 2 | — | — | — |
| 3114 | Fruit & veg preserving & specialty food mfg | (C) | (D) | (D) | 1 | — | — | — | — | — | 1 | — | — | — |
| 31141 | Frozen food mfg | (C) | (D) | (D) | 1 | — | — | — | — | — | 1 | — | — | — |
| 3115 | Dairy product mfg | 227 | 2 424 | 8 140 | 5 | — | 2 | — | 1 | 1 | 1 | — | — | — |
| 31151 | Dairy product (exc frozen) mfg | 227 | 2 424 | 8 140 | 5 | — | 2 | — | 1 | 1 | 1 | — | — | — |
| 3118 | Bakeries & tortilla mfg | 356 | 1 998 | 7 804 | 19 | 3 | 2 | 10 | 2 | 2 | — | — | — | — |
| 31181 | Bread & bakery product mfg | (E) | (D) | (D) | 18 | 3 | 2 | 9 | 2 | 2 | — | — | — | — |
| 311812 | Commercial bakeries | 125 | 862 | 3 375 | 5 | — | — | 3 | 1 | 1 | — | — | — | — |
| 312 | Beverage & tobacco product mfg | (E) | (D) | (D) | 3 | — | — | 1 | — | 1 | — | 1 | — | — |
| 3121 | Beverage mfg | (E) | (D) | (D) | 3 | — | — | 1 | — | 1 | — | 1 | — | — |
| 31211 | Soft drink & ice mfg | (E) | (D) | (D) | 2 | — | — | — | — | 1 | — | 1 | — | — |
| 314 | Textile product mills | 114 | 608 | 2 326 | 14 | 4 | 6 | 3 | 1 | — | — | — | — | — |
| 315 | Apparel manufacturing | 488 | 3 115 | 13 239 | 14 | 6 | — | 2 | 3 | 1 | 2 | — | — | — |
| 3152 | Cut & sew apparel mfg | 488 | 3 115 | 13 239 | 14 | 6 | — | 2 | 3 | 1 | 2 | — | — | — |
| 31521 | Cut & sew apparel contractors | (C) | (D) | (D) | 7 | 3 | — | 2 | 1 | — | 1 | — | — | — |
| 31523 | Women's, girls' cut & sew apparel mfg | 144 | 1 701 | 6 796 | 5 | 2 | — | — | 2 | 1 | — | — | — | — |
| 31529 | Other cut & sew apparel mfg | (C) | (D) | (D) | 2 | 1 | — | — | — | — | 1 | — | — | — |

See footnotes at end of table.

Table 6. Counties—Employees, Payroll, and Establishments by Industry: 2001—Con.

[Excludes most government employees, railroad employees, and self-employed persons. Size class 1 to 4 includes establishments with payroll, but no employees, during mid-March pay period. (D) denotes figures withheld to avoid disclosing data for individual companies; the data are included in broader industry totals. Detailed industries with 100 or more employees are shown if industry was not a (D). For explanation of terms, abbreviations, and data reliability/comparability, see introductory text]

| NAICS code | Industry | Number of employees for week including March 12 | Payroll (\$1,000) | | Total number of establishments | Number of establishments by employment-size class | | | | | | | | |
|---------------------------------|--|---|-------------------|--------|--------------------------------|---|--------|----------|----------|----------|------------|------------|------------|---------------|
| | | | First quarter | Annual | | 1 to 4 | 5 to 9 | 10 to 19 | 20 to 49 | 50 to 99 | 100 to 249 | 250 to 499 | 500 to 999 | 1,000 or more |
| BURLINGTON—Con. | | | | | | | | | | | | | | |
| 31-33 Manufacturing—Con. | | | | | | | | | | | | | | |
| 321 | Wood product mfg | 257 | 2 183 | 10 697 | 13 | 3 | 3 | 4 | 2 | — | 1 | — | — | — |
| 3212 | Veneer, plywood & engineered wood product mfg | (C) | (D) | (D) | 1 | — | — | — | — | — | 1 | — | — | — |
| 32121 | Veneer, plywood & engineered wood product mfg | (C) | (D) | (D) | 1 | — | — | — | — | — | 1 | — | — | — |
| 3219 | Other wood product mfg | (C) | (D) | (D) | 11 | 3 | 3 | 3 | 2 | — | — | — | — | — |
| 322 | Paper mfg | 211 | 2 296 | 10 396 | 3 | — | — | 2 | — | — | 1 | — | — | — |
| 3222 | Converted paper product mfg | 211 | 2 296 | 10 396 | 3 | — | — | 2 | — | — | 1 | — | — | — |
| 32222 | Paper bag & coated & treated paper mfg | 211 | 2 296 | 10 396 | 3 | — | — | 2 | — | — | 1 | — | — | — |
| 322222 | Coated & laminated paper mfg | 211 | 2 296 | 10 396 | 3 | — | — | 2 | — | — | 1 | — | — | — |
| 323 | Printing & related support activities | 2 227 | 21 842 | 87 226 | 66 | 28 | 9 | 4 | 10 | 10 | 4 | 1 | — | — |
| 3231 | Printing & related support activities | 2 227 | 21 842 | 87 226 | 66 | 28 | 9 | 4 | 10 | 10 | 4 | 1 | — | — |
| 32311 | Printing | 1 986 | 19 125 | 77 174 | 56 | 24 | 7 | 4 | 7 | 9 | 4 | 1 | — | — |
| 323110 | Commercial lithographic printing | 1 033 | 8 507 | 34 378 | 23 | 6 | 5 | 1 | 3 | 5 | 3 | — | — | — |
| 323114 | Quick printing | 126 | 1 190 | 4 497 | 11 | 9 | — | — | — | 2 | — | — | — | — |
| 32312 | Printing support activities | 241 | 2 717 | 10 052 | 10 | 4 | 2 | — | 3 | 1 | — | — | — | — |
| 323122 | Prepress services | 148 | 2 133 | 8 353 | 6 | 3 | 1 | — | 1 | 1 | — | — | — | — |
| 325 | Chemical mfg | 1 181 | 16 439 | 69 232 | 29 | 8 | 5 | 2 | 5 | 5 | 4 | — | — | — |
| 3252 | Resin, syn rubber, artf & syn fibers, fil mfg | 511 | 8 576 | 37 590 | 5 | 1 | — | — | — | 2 | 2 | — | — | — |
| 32521 | Resin & synthetic rubber mfg | (F) | (D) | (D) | 4 | — | — | — | — | 2 | 2 | — | — | — |
| 3255 | Paint, coating & adhesive mfg | 220 | 2 020 | 8 639 | 6 | — | 3 | — | 2 | — | 1 | — | — | — |
| 32551 | Paint & coating mfg | (C) | (D) | (D) | 4 | — | 3 | — | — | — | 1 | — | — | — |
| 3256 | Soap, cleaners & toilet preparation mfg | 127 | 1 852 | 7 422 | 7 | 4 | — | 1 | 1 | 1 | — | — | — | — |
| 32561 | Soap & cleaning compound mfg | (C) | (D) | (D) | 5 | 3 | — | 1 | — | 1 | — | — | — | — |
| 3259 | Other chemical product & preparation mfg | 154 | 1 923 | 7 413 | 4 | 1 | — | 1 | 1 | — | 1 | — | — | — |
| 32599 | All other chemical product & preparation mfg | (C) | (D) | (D) | 2 | 1 | — | — | — | — | 1 | — | — | — |
| 326 | Plastics & rubber products mfg | 781 | 7 989 | 28 925 | 22 | 4 | 3 | 3 | 8 | 1 | 3 | — | — | — |
| 3261 | Plastics product mfg | (F) | (D) | (D) | 20 | 3 | 3 | 3 | 7 | 1 | 3 | — | — | — |
| 32611 | Unsupported plastics film, sheet, & bag mfg | 240 | 2 335 | 8 940 | 4 | — | 1 | — | 1 | 1 | 1 | — | — | — |
| 32616 | Plastics bottle mfg | 176 | 2 519 | 8 370 | 3 | — | — | 1 | 1 | — | 1 | — | — | — |
| 326160 | Plastics bottle mfg | 176 | 2 519 | 8 370 | 3 | — | — | 1 | 1 | — | 1 | — | — | — |
| 32619 | Other plastics product mfg | 341 | 2 892 | 10 399 | 11 | 1 | 2 | 2 | 5 | — | 1 | — | — | — |
| 327 | Nonmetallic mineral product mfg | 617 | 7 284 | 32 241 | 14 | 4 | 1 | 1 | 3 | 4 | 1 | — | — | — |
| 3272 | Glass & glass product mfg | (E) | (D) | (D) | 4 | 2 | — | — | — | 1 | 1 | — | — | — |
| 32721 | Glass & glass product mfg | (E) | (D) | (D) | 4 | 2 | — | — | — | 1 | 1 | — | — | — |
| 3273 | Cement & concrete product mfg | (C) | (D) | (D) | 6 | 1 | — | 1 | 2 | 2 | — | — | — | — |
| 32732 | Ready-mix concrete mfg | 126 | 1 318 | 6 324 | 4 | — | — | 1 | 2 | 1 | — | — | — | — |
| 327320 | Ready-mix concrete mfg | 126 | 1 318 | 6 324 | 4 | — | — | 1 | 2 | 1 | — | — | — | — |
| 331 | Primary metal mfg | 931 | 12 804 | 49 434 | 8 | 1 | 2 | 1 | — | 1 | — | 3 | — | — |
| 3311 | Iron & steel mills & ferroalloy mfg | (E) | (D) | (D) | 2 | — | 1 | — | — | — | — | 1 | — | — |
| 33111 | Iron & steel mills & ferroalloy mfg | (E) | (D) | (D) | 2 | — | 1 | — | — | — | — | 1 | — | — |
| 3315 | Foundries | (F) | (D) | (D) | 3 | — | — | — | — | — | — | 2 | — | — |
| 33151 | Ferrous metal foundries | (F) | (D) | (D) | 2 | — | — | — | — | — | — | 2 | — | — |
| 332 | Fabricated metal product mfg | 1 896 | 18 479 | 74 307 | 85 | 19 | 15 | 21 | 16 | 14 | — | — | — | — |
| 3321 | Forging & stamping | 245 | 2 522 | 11 931 | 5 | — | — | 1 | 2 | 2 | — | — | — | — |
| 33211 | Forging & stamping | 245 | 2 522 | 11 931 | 5 | — | — | 1 | 2 | 2 | — | — | — | — |
| 3323 | Architectural & structural metals mfg | 446 | 4 105 | 17 024 | 13 | 2 | 1 | 2 | 3 | 5 | — | — | — | — |
| 33232 | Ornamental & architectural metal prod mfg | 380 | 3 504 | 14 863 | 8 | — | — | 1 | 2 | 5 | — | — | — | — |
| 3324 | Boiler, tank & shipping container mfg | 142 | 1 765 | 6 666 | 4 | — | — | 2 | 1 | 1 | — | — | — | — |
| 33241 | Power boiler & heat exchanger mfg | (C) | (D) | (D) | 3 | — | — | 1 | 1 | 1 | — | — | — | — |
| 3327 | Mach shops, turn prod, screw, nut, bolt mfg | 555 | 5 071 | 20 423 | 40 | 13 | 8 | 10 | 5 | 4 | — | — | — | — |
| 33271 | Machine shops | 427 | 3 997 | 16 133 | 35 | 12 | 7 | 9 | 5 | 2 | — | — | — | — |
| 332710 | Machine shops | 427 | 3 997 | 16 133 | 35 | 12 | 7 | 9 | 5 | 2 | — | — | — | — |
| 33272 | Turned product & screw, nut & bolt mfg | 128 | 1 074 | 4 290 | 5 | 1 | 1 | 1 | — | 2 | — | — | — | — |
| 3328 | Coating, engrave, heat treating & oth activity | 191 | 1 813 | 7 173 | 9 | 2 | 1 | 3 | 2 | 1 | — | — | — | — |
| 33281 | Coating, engrave, heat treating & oth activity | 191 | 1 813 | 7 173 | 9 | 2 | 1 | 3 | 2 | 1 | — | — | — | — |
| 332812 | Metal coating, engraving & allied services | 125 | 1 232 | 4 588 | 3 | — | — | 1 | 1 | 1 | — | — | — | — |
| 3329 | Other fabricated metal product mfg | 217 | 2 209 | 7 654 | 9 | 2 | 4 | — | 2 | 1 | — | — | — | — |
| 33291 | Metal valve mfg | 104 | 1 020 | 4 432 | 4 | 1 | — | — | 2 | — | — | — | — | — |
| 33299 | All other fabricated metal product mfg | 113 | 1 189 | 3 222 | 5 | 1 | 3 | — | — | 1 | — | — | — | — |
| 333 | Machinery mfg | 1 789 | 19 785 | 83 119 | 41 | 9 | 9 | 6 | 10 | 4 | 1 | 1 | 1 | — |
| 3332 | Industrial machinery mfg | 354 | 3 461 | 12 941 | 12 | 3 | 2 | 3 | 2 | 1 | 1 | — | — | — |
| 33329 | Other industrial machinery mfg | (E) | (D) | (D) | 11 | 2 | 2 | 3 | 2 | 1 | 1 | — | — | — |
| 333298 | All other industrial machinery mfg | 123 | 832 | 2 123 | 4 | 1 | — | 2 | — | 1 | — | — | — | — |
| 3333 | Commercial & service industry machinery mfg | (F) | (D) | (D) | 4 | — | — | — | 2 | 1 | — | — | 1 | — |
| 33331 | Commercial & service industry machinery mfg | (F) | (D) | (D) | 4 | — | — | — | 2 | 1 | — | — | 1 | — |
| 3335 | Metalworking machinery mfg | (C) | (D) | (D) | 9 | 2 | 4 | 1 | 1 | 1 | — | — | — | — |
| 33351 | Metalworking machinery mfg | (C) | (D) | (D) | 9 | 2 | 4 | 1 | 1 | 1 | — | — | — | — |
| 3339 | Other general purpose machinery mfg | 569 | 6 757 | 28 342 | 14 | 2 | 3 | 2 | 5 | 1 | — | 1 | — | — |
| 33399 | All other general purpose machinery mfg | (F) | (D) | (D) | 13 | 2 | 2 | 2 | 5 | 1 | — | 1 | — | — |
| 333994 | Industrial process furnace & oven mfg | 397 | 4 683 | 19 752 | 5 | 1 | — | 1 | 1 | 1 | — | 1 | — | — |

See footnotes at end of table.

Table 6. Counties—Employees, Payroll, and Establishments by Industry: 2001—Con.

[Excludes most government employees, railroad employees, and self-employed persons. Size class 1 to 4 includes establishments with payroll, but no employees, during mid-March pay period. (D) denotes figures withheld to avoid disclosing data for individual companies; the data are included in broader industry totals. Detailed industries with 100 or more employees are shown if industry was not a (D). For explanation of terms, abbreviations, and data reliability/comparability, see introductory text]

| NAICS code | Industry | Number of employees for week including March 12 | Payroll (\$1,000) | | Total number of establishments | Number of establishments by employment-size class | | | | | | | | |
|---------------------------------|--|---|-------------------|----------------|--------------------------------|---|------------|------------|-----------|-----------|------------|------------|------------|---------------|
| | | | First quarter | Annual | | 1 to 4 | 5 to 9 | 10 to 19 | 20 to 49 | 50 to 99 | 100 to 249 | 250 to 499 | 500 to 999 | 1,000 or more |
| BURLINGTON—Con. | | | | | | | | | | | | | | |
| 31-33 Manufacturing—Con. | | | | | | | | | | | | | | |
| 334 | Computer & electronic product mfg | 6 557 | 90 798 | 384 240 | 38 | 11 | 4 | 6 | 7 | 4 | 2 | 1 | 2 | 1 |
| 3341 | Computer & peripheral equipment mfg | (C) | (D) | (D) | 3 | — | — | 1 | 1 | 1 | — | — | — | — |
| 33411 | Computer & peripheral equipment mfg | (C) | (D) | (D) | 3 | — | — | 1 | 1 | 1 | — | — | — | — |
| 3342 | Communications equipment mfg | (G) | (D) | (D) | 10 | 4 | — | — | 1 | 3 | 1 | — | 1 | — |
| 33421 | Telephone apparatus mfg | (C) | (D) | (D) | 2 | — | — | — | — | 1 | 1 | — | — | — |
| 33422 | Radio, TV broadcast & wireless comm equip mfg | 1 108 | 21 444 | 87 545 | 6 | 2 | — | — | 1 | 2 | — | — | 1 | — |
| 334220 | Radio, TV broadcast & wireless comm equip mfg | 1 108 | 21 444 | 87 545 | 6 | 2 | — | — | 1 | 2 | — | — | 1 | — |
| 3344 | Semiconductor & oth electronic component mfg | (F) | (D) | (D) | 13 | 2 | 2 | 4 | 3 | — | 1 | 1 | — | — |
| 33441 | Semiconductor & oth electronic component mfg | (F) | (D) | (D) | 13 | 2 | 2 | 4 | 3 | — | 1 | 1 | — | — |
| 334418 | Printed circuit assembly (electronic assembly) mfg | 243 | 1 728 | 6 237 | 4 | — | — | 1 | 2 | — | 1 | — | — | — |
| 3345 | Nav, measuring, medical, control instruments mfg | (H) | (D) | (D) | 8 | 2 | 1 | 1 | 2 | — | — | — | 1 | 1 |
| 33451 | Nav, measuring, medical, control instruments mfg | (H) | (D) | (D) | 8 | 2 | 1 | 1 | 2 | — | — | — | 1 | 1 |
| 335 | Electrical equip, appliance & component mfg | 468 | 3 593 | 16 433 | 10 | 3 | 2 | — | 2 | 1 | 2 | — | — | — |
| 3351 | Electric lighting equipment mfg | 304 | 2 314 | 9 055 | 3 | — | — | — | 1 | 1 | 1 | — | — | — |
| 33512 | Lighting fixture mfg | 304 | 2 314 | 9 055 | 3 | — | — | — | 1 | 1 | 1 | — | — | — |
| 3359 | Other electrical equipment & component mfg | (C) | (D) | (D) | 3 | — | 2 | — | — | — | 1 | — | — | — |
| 33593 | Wiring device mfg | (C) | (D) | (D) | 2 | — | 1 | — | — | — | 1 | — | — | — |
| 336 | Transportation equipment mfg | 1 310 | 9 583 | 42 641 | 14 | 4 | 4 | 2 | 2 | 1 | — | — | — | 1 |
| 3366 | Ship & boat building | (G) | (D) | (D) | 7 | 2 | 3 | — | 1 | — | — | — | — | 1 |
| 33661 | Ship & boat building | (G) | (D) | (D) | 7 | 2 | 3 | — | 1 | — | — | — | — | 1 |
| 337 | Furniture & related product mfg | 505 | 4 222 | 18 021 | 21 | 9 | 3 | 4 | 2 | 1 | 2 | — | — | — |
| 3372 | Office furniture (including fixtures) mfg | 407 | 3 422 | 14 346 | 6 | 1 | — | 1 | 1 | 1 | 2 | — | — | — |
| 33721 | Office furniture (including fixtures) mfg | 407 | 3 422 | 14 346 | 6 | 1 | — | 1 | 1 | 1 | 2 | — | — | — |
| 339 | Miscellaneous mfg | 941 | 8 124 | 34 562 | 35 | 18 | 4 | 6 | 1 | 3 | 2 | 1 | — | — |
| 3391 | Medical equipment & supplies mfg | 252 | 2 032 | 8 247 | 11 | 5 | 2 | 2 | 1 | — | 1 | — | — | — |
| 33911 | Medical equipment & supplies mfg | 252 | 2 032 | 8 247 | 11 | 5 | 2 | 2 | 1 | — | 1 | — | — | — |
| 3399 | Other miscellaneous mfg | 689 | 6 092 | 26 315 | 24 | 13 | 2 | 4 | — | 3 | 1 | 1 | — | — |
| 33995 | Sign mfg | 469 | 4 788 | 20 559 | 15 | 9 | 1 | 2 | — | 2 | — | 1 | — | — |
| 339950 | Sign mfg | 469 | 4 788 | 20 559 | 15 | 9 | 1 | 2 | — | 2 | — | 1 | — | — |
| 33999 | All other misc mfg | (C) | (D) | (D) | 2 | 1 | — | — | — | — | 1 | — | — | — |
| 42 | Wholesale trade | 13 418 | 170 244 | 664 819 | 724 | 354 | 127 | 105 | 83 | 27 | 23 | 3 | 2 | — |
| 421 | Wholesale trade, durable goods | 8 837 | 120 154 | 467 630 | 505 | 245 | 91 | 74 | 60 | 17 | 14 | 3 | 1 | — |
| 4211 | Motor vehicle, motor vehicle pt & supply whsle | 1 876 | 16 520 | 66 327 | 54 | 17 | 7 | 13 | 6 | 6 | 4 | 1 | — | — |
| 42111 | Automobile & other motor vehicle whsle | 1 205 | 11 917 | 45 984 | 22 | 5 | 4 | 2 | 4 | 3 | 3 | 1 | — | — |
| 421110 | Automobile & other motor vehicle whsle | 1 205 | 11 917 | 45 984 | 22 | 5 | 4 | 2 | 4 | 3 | 3 | 1 | — | — |
| 42112 | Motor vehicle supplies & new parts whsle | 642 | 4 320 | 19 245 | 28 | 10 | 2 | 10 | 2 | 3 | 1 | — | — | — |
| 421120 | Motor vehicle supplies & new parts whsle | 642 | 4 320 | 19 245 | 28 | 10 | 2 | 10 | 2 | 3 | 1 | — | — | — |
| 4212 | Furniture & home furnishing whsle | 752 | 12 362 | 48 806 | 30 | 17 | 4 | 3 | 4 | — | 1 | 1 | — | — |
| 42121 | Furniture whsle | 671 | 11 419 | 44 499 | 16 | 9 | 1 | 2 | 2 | — | 1 | 1 | — | — |
| 421210 | Furniture whsle | 671 | 11 419 | 44 499 | 16 | 9 | 1 | 2 | 2 | — | 1 | 1 | — | — |
| 4213 | Lumber & other construction materials whsle | 221 | 2 035 | 8 522 | 21 | 11 | 3 | 3 | 4 | — | — | — | — | — |
| 42131 | Lumber, plywood, millwork & wood panel whsle | 201 | 1 804 | 7 622 | 13 | 5 | 1 | 3 | 4 | — | — | — | — | — |
| 421310 | Lumber, plywood, millwork & wood panel whsle | 201 | 1 804 | 7 622 | 13 | 5 | 1 | 3 | 4 | — | — | — | — | — |
| 4214 | Professional & commercial equip & supp whsle | 2 641 | 43 841 | 149 495 | 98 | 50 | 12 | 14 | 10 | 5 | 5 | 1 | 1 | — |
| 42142 | Office equipment whsle | 1 023 | 12 137 | 42 789 | 17 | 5 | 1 | 4 | 3 | — | 3 | 1 | — | — |
| 421420 | Office equipment whsle | 1 023 | 12 137 | 42 789 | 17 | 5 | 1 | 4 | 3 | — | 3 | 1 | — | — |
| 42143 | Computer & peripheral equip & software whsle | 936 | 22 599 | 70 246 | 38 | 23 | 4 | 4 | 3 | 3 | — | — | 1 | — |
| 421430 | Computer & peripheral equip & software whsle | 936 | 22 599 | 70 246 | 38 | 23 | 4 | 4 | 3 | 3 | — | — | 1 | — |
| 42144 | Other commercial equipment whsle | 297 | 3 643 | 14 484 | 11 | 4 | 2 | 3 | — | — | 2 | — | — | — |
| 421440 | Other commercial equipment whsle | 297 | 3 643 | 14 484 | 11 | 4 | 2 | 3 | — | — | 2 | — | — | — |
| 42145 | Medical, dental, hospital equip & supp whsle | 337 | 4 879 | 19 431 | 24 | 12 | 4 | 3 | 3 | 2 | — | — | — | — |
| 421450 | Medical, dental, hospital equip & supp whsle | 337 | 4 879 | 19 431 | 24 | 12 | 4 | 3 | 3 | 2 | — | — | — | — |
| 4215 | Metal & mineral (except petroleum) whsle | 161 | 2 026 | 8 294 | 26 | 18 | 5 | 1 | 2 | — | — | — | — | — |
| 42151 | Metal service centers & offices whsle | (C) | (D) | (D) | 24 | 16 | 5 | 1 | 2 | — | — | — | — | — |
| 4216 | Electrical goods whsle | 1 205 | 19 570 | 88 201 | 94 | 33 | 23 | 18 | 17 | 2 | 1 | — | — | — |
| 42161 | Elec equip, wiring supp, const material whsle | (E) | (D) | (D) | 27 | 10 | 5 | 2 | 9 | 1 | — | — | — | — |
| 42169 | Other electronic parts & equipment whsle | 793 | 14 656 | 61 236 | 65 | 22 | 17 | 16 | 8 | 1 | 1 | — | — | — |
| 421690 | Other electronic parts & equipment whsle | 793 | 14 656 | 61 236 | 65 | 22 | 17 | 16 | 8 | 1 | 1 | — | — | — |
| 4217 | Hardware, plumb & heating equip & sup whsle | 352 | 3 303 | 14 976 | 35 | 17 | 7 | 6 | 4 | 1 | — | — | — | — |
| 42172 | Plumbing & heating equipment & supplies whsle | 132 | 1 498 | 6 498 | 8 | 3 | 1 | 2 | 1 | 1 | — | — | — | — |
| 421720 | Plumbing & heating equipment & supplies whsle | 132 | 1 498 | 6 498 | 8 | 3 | 1 | 2 | 1 | 1 | — | — | — | — |
| 4218 | Machinery, equipment & supplies whsle | 1 114 | 13 643 | 59 008 | 92 | 48 | 18 | 13 | 8 | 3 | 2 | — | — | — |
| 42183 | Industrial machinery & equipment whsle | 531 | 6 713 | 27 018 | 46 | 27 | 7 | 6 | 3 | 2 | 1 | — | — | — |
| 421830 | Industrial machinery & equipment whsle | 531 | 6 713 | 27 018 | 46 | 27 | 7 | 6 | 3 | 2 | 1 | — | — | — |
| 42184 | Industrial supplies whsle | 135 | 1 591 | 5 979 | 18 | 7 | 7 | 3 | 1 | — | — | — | — | — |
| 421840 | Industrial supplies whsle | 135 | 1 591 | 5 979 | 18 | 7 | 7 | 3 | 1 | — | — | — | — | — |
| 42186 | Transportation equip, supplies (exc MV) whsle | 297 | 3 766 | 18 213 | 5 | 1 | 1 | — | 1 | 1 | 1 | — | — | — |
| 421860 | Transportation equip, supplies (exc MV) whsle | 297 | 3 766 | 18 213 | 5 | 1 | 1 | — | 1 | 1 | 1 | — | — | — |

See footnotes at end of table.

Table 6. Counties—Employees, Payroll, and Establishments by Industry: 2001—Con.

[Excludes most government employees, railroad employees, and self-employed persons. Size class 1 to 4 includes establishments with payroll, but no employees, during mid-March pay period. (D) denotes figures withheld to avoid disclosing data for individual companies; the data are included in broader industry totals. Detailed industries with 100 or more employees are shown if industry was not a (D). For explanation of terms, abbreviations, and data reliability/comparability, see introductory text]

| NAICS code | Industry | Number of employees for week including March 12 | Payroll (\$1,000) | | Total number of establishments | Number of establishments by employment-size class | | | | | | | | |
|--------------------------------|--|---|-------------------|----------------|--------------------------------|---|------------|------------|------------|-----------|------------|------------|------------|---------------|
| | | | First quarter | Annual | | 1 to 4 | 5 to 9 | 10 to 19 | 20 to 49 | 50 to 99 | 100 to 249 | 250 to 499 | 500 to 999 | 1,000 or more |
| BURLINGTON—Con. | | | | | | | | | | | | | | |
| 42 Wholesale trade—Con. | | | | | | | | | | | | | | |
| 421 | Wholesale trade, durable goods—Con. | | | | | | | | | | | | | |
| 4219 | Miscellaneous durable goods whsle | 515 | 6 854 | 24 001 | 55 | 34 | 12 | 3 | 5 | — | 1 | — | — | — |
| 42191 | Sporting & recreational goods & supply whsle | 317 | 3 935 | 14 852 | 12 | 5 | 2 | 1 | 3 | — | 1 | — | — | — |
| 421910 | Sporting & recreational goods & supply whsle | 317 | 3 935 | 14 852 | 12 | 5 | 2 | 1 | 3 | — | 1 | — | — | — |
| 422 | Wholesale trade, nondurable goods | 4 581 | 50 090 | 197 189 | 219 | 109 | 36 | 31 | 23 | 10 | 9 | — | 1 | — |
| 4221 | Paper & paper product whsle | 634 | 8 979 | 33 326 | 35 | 15 | 8 | 6 | 3 | 2 | 1 | — | — | — |
| 42211 | Printing & writing paper whsle (E) | (D) | (D) | (D) | 2 | — | — | — | — | 1 | 1 | — | — | — |
| 42212 | Stationery & office supplies whsle | 207 | 2 244 | 8 300 | 19 | 10 | 2 | 5 | 1 | 1 | — | — | — | — |
| 422120 | Stationery & office supplies whsle | 207 | 2 244 | 8 300 | 19 | 10 | 2 | 5 | 1 | 1 | — | — | — | — |
| 42213 | Industrial & personal service paper whsle (C) | (D) | (D) | (D) | 14 | 5 | 6 | 1 | 2 | — | — | — | — | — |
| 4222 | Drugs & druggists' sundries whsle | 230 | 2 441 | 10 009 | 7 | 5 | 1 | — | — | — | 1 | — | — | — |
| 42221 | Drugs & druggists' sundries whsle | 230 | 2 441 | 10 009 | 7 | 5 | 1 | — | — | — | 1 | — | — | — |
| 422210 | Drugs & druggists' sundries whsle | 230 | 2 441 | 10 009 | 7 | 5 | 1 | — | — | — | 1 | — | — | — |
| 4223 | Apparel, piece goods & notions whsle (C) | (D) | (D) | (D) | 21 | 16 | 1 | 3 | 1 | — | — | — | — | — |
| 4224 | Grocery & related product whsle | 1 965 | 18 504 | 72 937 | 59 | 29 | 9 | 6 | 5 | 5 | 4 | — | 1 | — |
| 42241 | General line grocery whsle | 181 | 958 | 4 285 | 4 | 2 | — | — | — | 1 | 1 | — | — | — |
| 422410 | General line grocery whsle | 181 | 958 | 4 285 | 4 | 2 | — | — | — | 1 | 1 | — | — | — |
| 42242 | Packaged frozen food whsle | 102 | 817 | 3 433 | 5 | 1 | — | 1 | 3 | — | — | — | — | — |
| 422420 | Packaged frozen food whsle | 102 | 817 | 3 433 | 5 | 1 | — | 1 | 3 | — | — | — | — | — |
| 42243 | Dairy product (exc dried or canned) whsle (C) | (D) | (D) | (D) | 3 | — | 1 | — | 1 | — | 1 | — | — | — |
| 42245 | Confectionery whsle | (C) | (D) | (D) | 3 | 2 | — | — | — | — | 1 | — | — | — |
| 42249 | Other grocery & related products whsle | 1 145 | 11 045 | 44 981 | 25 | 14 | 5 | 1 | 1 | 2 | 1 | — | 1 | — |
| 422490 | Other grocery & related products whsle | 1 145 | 11 045 | 44 981 | 25 | 14 | 5 | 1 | 1 | 2 | 1 | — | 1 | — |
| 4226 | Chemical & allied products whsle | 451 | 5 186 | 22 095 | 38 | 17 | 7 | 5 | 8 | 1 | — | — | — | — |
| 42261 | Plastics materials & basic forms, shapes whsle | 157 | 1 587 | 7 057 | 13 | 7 | 2 | 1 | 3 | — | — | — | — | — |
| 422610 | Plastics materials & basic forms, shapes whsle | 157 | 1 587 | 7 057 | 13 | 7 | 2 | 1 | 3 | — | — | — | — | — |
| 42269 | Other chemical & allied products whsle | 294 | 3 599 | 15 038 | 25 | 10 | 5 | 4 | 5 | 1 | — | — | — | — |
| 422690 | Other chemical & allied products whsle | 294 | 3 599 | 15 038 | 25 | 10 | 5 | 4 | 5 | 1 | — | — | — | — |
| 4228 | Beer, wine, distilled alcoholic beverage whsle .. | 202 | 3 120 | 13 230 | 11 | 2 | 1 | 5 | 3 | — | — | — | — | — |
| 42282 | Wine & distilled alcoholic beverage whsle (C) | (D) | (D) | (D) | 8 | — | 1 | 5 | 2 | — | — | — | — | — |
| 4229 | Miscellaneous nondurable goods whsle | 911 | 9 192 | 37 490 | 37 | 20 | 6 | 4 | 2 | 2 | 3 | — | — | — |
| 42292 | Book, periodical & newspaper whsle | 416 | 4 333 | 15 949 | 8 | 3 | 3 | — | — | — | 2 | — | — | — |
| 422920 | Book, periodical & newspaper whsle | 416 | 4 333 | 15 949 | 8 | 3 | 3 | — | — | — | 2 | — | — | — |
| 42299 | Other miscellaneous nondurable goods whsle | 365 | 3 471 | 16 181 | 20 | 13 | 2 | 2 | 1 | 1 | 1 | — | — | — |
| 422990 | Other miscellaneous nondurable goods whsle | 365 | 3 471 | 16 181 | 20 | 13 | 2 | 2 | 1 | 1 | 1 | — | — | — |
| 44-45 | Retail trade | 24 108 | 130 023 | 561 179 | 1 588 | 692 | 366 | 254 | 178 | 46 | 43 | 9 | — | — |
| 441 | Motor vehicle & parts dealers | 3 458 | 32 085 | 142 494 | 159 | 46 | 35 | 27 | 29 | 17 | 5 | — | — | — |
| 4411 | Automobile dealers | 2 601 | 26 527 | 117 951 | 77 | 24 | 7 | 4 | 21 | 16 | 5 | — | — | — |
| 44111 | New car dealers | 2 478 | 25 693 | 114 346 | 48 | 2 | 2 | 3 | 20 | 16 | 5 | — | — | — |
| 441110 | New car dealers | 2 478 | 25 693 | 114 346 | 48 | 2 | 2 | 3 | 20 | 16 | 5 | — | — | — |
| 44112 | Used car dealers | 123 | 834 | 3 605 | 29 | 22 | 5 | 1 | 1 | — | — | — | — | — |
| 441120 | Used car dealers | 123 | 834 | 3 605 | 29 | 22 | 5 | 1 | 1 | — | — | — | — | — |
| 4412 | Other motor vehicle dealers | 174 | 1 127 | 6 027 | 21 | 7 | 7 | 6 | 1 | — | — | — | — | — |
| 44122 | Motorcycle & boat & other MV dealers (C) | (D) | (D) | (D) | 20 | 7 | 6 | 6 | 1 | — | — | — | — | — |
| 441222 | Boat dealers | 105 | 670 | 3 720 | 15 | 6 | 5 | 4 | — | — | — | — | — | — |
| 4413 | Automotive parts, accessories & tire stores | 683 | 4 431 | 18 516 | 61 | 15 | 21 | 17 | 7 | 1 | — | — | — | — |
| 44131 | Automotive parts, accessories & tire stores .. | 489 | 3 002 | 12 555 | 39 | 11 | 10 | 10 | 7 | 1 | — | — | — | — |
| 441310 | Automotive parts, accessories & tire stores .. | 489 | 3 002 | 12 555 | 39 | 11 | 10 | 10 | 7 | 1 | — | — | — | — |
| 44132 | Tire dealers | 194 | 1 429 | 5 961 | 22 | 4 | 11 | 7 | — | — | — | — | — | — |
| 441320 | Tire dealers | 194 | 1 429 | 5 961 | 22 | 4 | 11 | 7 | — | — | — | — | — | — |
| 442 | Furniture & home furnishing stores | 748 | 4 176 | 17 991 | 88 | 50 | 15 | 10 | 13 | — | — | — | — | — |
| 4421 | Furniture stores | 413 | 2 663 | 11 446 | 47 | 25 | 10 | 4 | 8 | — | — | — | — | — |
| 44211 | Furniture stores | 413 | 2 663 | 11 446 | 47 | 25 | 10 | 4 | 8 | — | — | — | — | — |
| 442110 | Furniture stores | 413 | 2 663 | 11 446 | 47 | 25 | 10 | 4 | 8 | — | — | — | — | — |
| 4422 | Home furnishings stores | 335 | 1 513 | 6 545 | 41 | 25 | 5 | 6 | 5 | — | — | — | — | — |
| 44229 | Other home furnishings stores | 275 | 1 024 | 4 389 | 28 | 15 | 4 | 4 | 5 | — | — | — | — | — |
| 442299 | All other home furnishings stores | 257 | 926 | 3 923 | 25 | 13 | 4 | 3 | 5 | — | — | — | — | — |
| 443 | Electronics & appliance stores | 584 | 3 582 | 13 168 | 77 | 43 | 21 | 8 | 3 | 1 | 1 | — | — | — |
| 4431 | Electronics & appliance stores | 584 | 3 582 | 13 168 | 77 | 43 | 21 | 8 | 3 | 1 | 1 | — | — | — |
| 44311 | Appliance, TV & all other electronics stores (E) | (D) | (D) | (D) | 47 | 31 | 9 | 4 | 2 | — | — | — | — | — |
| 443112 | Radio, television & other electronics stores .. | 279 | 1 508 | 5 741 | 33 | 22 | 6 | 3 | 1 | — | 1 | — | — | — |
| 44312 | Computer & software stores | 203 | 1 498 | 5 477 | 24 | 10 | 9 | 3 | 1 | 1 | — | — | — | — |
| 443120 | Computer & software stores | 203 | 1 498 | 5 477 | 24 | 10 | 9 | 3 | 1 | 1 | — | — | — | — |
| 444 | Bldg material & garden equip & supp dealers | 1 716 | 12 530 | 53 990 | 126 | 56 | 22 | 27 | 16 | 2 | 1 | — | — | — |
| 4441 | Building material & supplies dealers | 1 316 | 11 093 | 45 543 | 87 | 38 | 15 | 21 | 9 | 1 | 2 | 1 | — | — |
| 44411 | Home centers | (E) | (D) | (D) | 3 | — | — | — | — | — | 1 | 1 | — | — |
| 44413 | Hardware stores | (C) | (D) | (D) | 20 | 11 | 3 | 4 | 2 | — | — | — | — | — |
| 44419 | Other building material dealers | 605 | 7 153 | 28 571 | 50 | 17 | 9 | 17 | 5 | 1 | 1 | — | — | — |
| 444190 | Other building material dealers | 605 | 7 153 | 28 571 | 50 | 17 | 9 | 17 | 5 | 1 | 1 | — | — | — |
| 4442 | Lawn & garden equip & supplies stores | 400 | 1 437 | 8 447 | 39 | 18 | 7 | 6 | 7 | 1 | — | — | — | — |
| 44422 | Nursery & garden centers | 383 | 1 357 | 8 068 | 34 | 15 | 5 | 6 | 7 | 1 | — | — | — | — |
| 444220 | Nursery & garden centers | 383 | 1 357 | 8 068 | 34 | 15 | 5 | 6 | 7 | 1 | — | — | — | — |

See footnotes at end of table.

Table 6. Counties—Employees, Payroll, and Establishments by Industry: 2001—Con.

[Excludes most government employees, railroad employees, and self-employed persons. Size class 1 to 4 includes establishments with payroll, but no employees, during mid-March pay period. (D) denotes figures withheld to avoid disclosing data for individual companies; the data are included in broader industry totals. Detailed industries with 100 or more employees are shown if industry was not a (D). For explanation of terms, abbreviations, and data reliability/comparability, see introductory text]

| NAICS code | Industry | Number of employees for week including March 12 | Payroll (\$1,000) | | Total number of establishments | Number of establishments by employment-size class | | | | | | | | | |
|--------------------------------|--|---|-------------------|---------|--------------------------------|---|--------|----------|----------|----------|------------|------------|------------|---------------|--|
| | | | First quarter | Annual | | 1 to 4 | 5 to 9 | 10 to 19 | 20 to 49 | 50 to 99 | 100 to 249 | 250 to 499 | 500 to 999 | 1,000 or more | |
| BURLINGTON—Con. | | | | | | | | | | | | | | | |
| 44-45 Retail trade—Con. | | | | | | | | | | | | | | | |
| 445 | Food & beverage stores | 5 924 | 26 305 | 108 466 | 276 | 109 | 57 | 46 | 41 | 2 | 19 | 2 | - | - | |
| 4451 | Grocery stores | 4 883 | 22 284 | 91 566 | 157 | 53 | 26 | 26 | 30 | 2 | 18 | 2 | - | - | |
| 44511 | Grocery (except convenience) stores | 3 840 | 18 519 | 75 482 | 80 | 32 | 12 | 5 | 10 | 2 | 17 | 2 | - | - | |
| 445110 | Grocery (except convenience) stores | 3 840 | 18 519 | 75 482 | 80 | 32 | 12 | 5 | 10 | 2 | 17 | 2 | - | - | |
| 44512 | Convenience stores | 1 043 | 3 765 | 16 084 | 77 | 21 | 14 | 21 | 20 | - | 1 | - | - | - | |
| 445120 | Convenience stores | 1 043 | 3 765 | 16 084 | 77 | 21 | 14 | 21 | 20 | - | 1 | - | - | - | |
| 4452 | Specialty food stores | 584 | 2 153 | 9 656 | 64 | 33 | 15 | 11 | 4 | - | 1 | - | - | - | |
| 44529 | Other specialty food stores | 396 | 1 313 | 5 587 | 38 | 22 | 7 | 7 | 1 | - | 1 | - | - | - | |
| 445299 | All other specialty food stores | 311 | 1 145 | 4 918 | 23 | 13 | 4 | 4 | 1 | - | 1 | - | - | - | |
| 4453 | Beer, wine & liquor stores | 457 | 1 868 | 7 244 | 55 | 23 | 16 | 9 | 7 | - | - | - | - | - | |
| 44531 | Beer, wine & liquor stores | 457 | 1 868 | 7 244 | 55 | 23 | 16 | 9 | 7 | - | - | - | - | - | |
| 445310 | Beer, wine & liquor stores | 457 | 1 868 | 7 244 | 55 | 23 | 16 | 9 | 7 | - | - | - | - | - | |
| 446 | Health & personal care stores | 1 724 | 8 157 | 35 420 | 128 | 42 | 28 | 32 | 22 | 2 | 2 | - | - | - | |
| 4461 | Health & personal care stores | 1 724 | 8 157 | 35 420 | 128 | 42 | 28 | 32 | 22 | 2 | 2 | - | - | - | |
| 44611 | Pharmacies & drug stores | 1 430 | 7 002 | 30 281 | 68 | 6 | 12 | 25 | 21 | 2 | 2 | - | - | - | |
| 446110 | Pharmacies & drug stores | 1 430 | 7 002 | 30 281 | 68 | 6 | 12 | 25 | 21 | 2 | 2 | - | - | - | |
| 44619 | Other health & personal care stores | 102 | 375 | 1 731 | 26 | 18 | 6 | 2 | - | - | - | - | - | - | |
| 447 | Gasoline stations | 1 132 | 4 711 | 20 683 | 152 | 84 | 36 | 24 | 6 | 1 | 1 | - | - | - | |
| 4471 | Gasoline stations | 1 132 | 4 711 | 20 683 | 152 | 84 | 36 | 24 | 6 | 1 | 1 | - | - | - | |
| 44711 | Gasoline stations with convenience stores | 381 | 1 473 | 6 141 | 36 | 17 | 7 | 6 | 5 | 1 | - | - | - | - | |
| 447110 | Gasoline stations with convenience stores | 381 | 1 473 | 6 141 | 36 | 17 | 7 | 6 | 5 | 1 | - | - | - | - | |
| 44719 | Other gasoline stations | 751 | 3 238 | 14 542 | 116 | 67 | 29 | 18 | 1 | - | 1 | - | - | - | |
| 447190 | Other gasoline stations | 751 | 3 238 | 14 542 | 116 | 67 | 29 | 18 | 1 | - | 1 | - | - | - | |
| 448 | Clothing & clothing accessories stores | 1 890 | 7 302 | 33 952 | 207 | 101 | 56 | 30 | 14 | 4 | 2 | - | - | - | |
| 4481 | Clothing stores | 1 480 | 5 303 | 25 332 | 123 | 53 | 28 | 23 | 13 | 4 | 2 | - | - | - | |
| 44812 | Women's clothing stores | 406 | 1 098 | 4 888 | 44 | 16 | 11 | 13 | 4 | - | - | - | - | - | |
| 448120 | Women's clothing stores | 406 | 1 098 | 4 888 | 44 | 16 | 11 | 13 | 4 | - | - | - | - | - | |
| 44814 | Family clothing stores | 728 | 2 875 | 15 415 | 23 | 7 | 3 | 2 | 5 | 4 | 2 | - | - | - | |
| 448140 | Family clothing stores | 728 | 2 875 | 15 415 | 23 | 7 | 3 | 2 | 5 | 4 | 2 | - | - | - | |
| 44819 | Other clothing stores | 174 | 701 | 2 723 | 21 | 9 | 4 | 5 | 3 | - | - | - | - | - | |
| 448190 | Other clothing stores | 174 | 701 | 2 723 | 21 | 9 | 4 | 5 | 3 | - | - | - | - | - | |
| 4482 | Shoe stores | 226 | 946 | 4 353 | 46 | 26 | 16 | 3 | 1 | - | - | - | - | - | |
| 44821 | Shoe stores | 226 | 946 | 4 353 | 46 | 26 | 16 | 3 | 1 | - | - | - | - | - | |
| 448210 | Shoe stores | 226 | 946 | 4 353 | 46 | 26 | 16 | 3 | 1 | - | - | - | - | - | |
| 4483 | Jewelry, luggage & leather goods stores | 184 | 1 053 | 4 267 | 38 | 22 | 12 | 4 | - | - | - | - | - | - | |
| 44831 | Jewelry stores | (C) | (D) | (D) | 36 | 21 | 11 | 4 | - | - | - | - | - | - | |
| 451 | Sporting goods, hobby, book & music stores | 1 057 | 3 410 | 13 982 | 76 | 29 | 21 | 11 | 8 | 7 | - | - | - | - | |
| 4511 | Sporting goods, hobby, musical instrument stores | 709 | 2 243 | 9 372 | 48 | 19 | 11 | 7 | 6 | 5 | - | - | - | - | |
| 45111 | Sporting goods stores | (E) | (D) | (D) | 25 | 13 | 6 | - | 3 | 3 | - | - | - | - | |
| 45112 | Hobby, toy & game stores | 342 | 1 111 | 4 640 | 19 | 6 | 5 | 3 | 3 | 2 | - | - | - | - | |
| 451120 | Hobby, toy & game stores | 342 | 1 111 | 4 640 | 19 | 6 | 5 | 3 | 3 | 2 | - | - | - | - | |
| 4512 | Book, periodical & music stores | 348 | 1 167 | 4 610 | 28 | 10 | 10 | 4 | 2 | 2 | - | - | - | - | |
| 45121 | Book stores & news dealers | 227 | 809 | 3 314 | 14 | 4 | 6 | 1 | 1 | 2 | - | - | - | - | |
| 451211 | Book stores | 211 | 727 | 2 968 | 10 | 1 | 5 | 1 | 1 | 2 | - | - | - | - | |
| 45122 | Prerecorded tape, CD & record stores | 121 | 358 | 1 296 | 14 | 6 | 4 | 3 | 1 | - | - | - | - | - | |
| 451220 | Prerecorded tape, CD & record stores | 121 | 358 | 1 296 | 14 | 6 | 4 | 3 | 1 | - | - | - | - | - | |
| 452 | General merchandise stores | 3 493 | 12 905 | 55 527 | 47 | 8 | 13 | 4 | 1 | 6 | 10 | 5 | - | - | |
| 4521 | Department stores | 2 930 | 10 687 | 45 615 | 19 | 1 | - | - | - | 6 | 7 | 5 | - | - | |
| 45211 | Department stores | 2 930 | 10 687 | 45 615 | 19 | 1 | - | - | - | 6 | 7 | 5 | - | - | |
| 452110 | Department stores | 2 930 | 10 687 | 45 615 | 19 | 1 | - | - | - | 6 | 7 | 5 | - | - | |
| 4529 | Other general merchandise stores | 563 | 2 218 | 9 912 | 28 | 7 | 13 | 4 | 1 | - | 3 | - | - | - | |
| 45291 | Warehouse clubs & superstores | 406 | 1 744 | 7 666 | 3 | - | - | - | - | - | 3 | - | - | - | |
| 452910 | Warehouse clubs & superstores | 406 | 1 744 | 7 666 | 3 | - | - | - | - | - | 3 | - | - | - | |
| 45299 | All other general merchandise stores | 157 | 474 | 2 246 | 25 | 7 | 13 | 4 | 1 | - | - | - | - | - | |
| 452990 | All other general merchandise stores | 157 | 474 | 2 246 | 25 | 7 | 13 | 4 | 1 | - | - | - | - | - | |
| 453 | Miscellaneous store retailers | 1 615 | 8 219 | 30 156 | 177 | 89 | 42 | 26 | 18 | 1 | - | 1 | - | - | |
| 4531 | Florists | 202 | 707 | 3 054 | 39 | 22 | 12 | 5 | - | - | - | - | - | - | |
| 45311 | Florists | 202 | 707 | 3 054 | 39 | 22 | 12 | 5 | - | - | - | - | - | - | |
| 453110 | Florists | 202 | 707 | 3 054 | 39 | 22 | 12 | 5 | - | - | - | - | - | - | |
| 4532 | Office supplies, stationery & gift stores | 962 | 5 443 | 19 431 | 73 | 25 | 23 | 12 | 11 | 1 | - | 1 | - | - | |
| 45321 | Office supplies & stationery stores | 560 | 4 361 | 14 856 | 21 | 6 | 5 | - | 8 | 1 | - | 1 | - | - | |
| 453210 | Office supplies & stationery stores | 560 | 4 361 | 14 856 | 21 | 6 | 5 | - | 8 | 1 | - | 1 | - | - | |
| 45322 | Gift, novelty & souvenir stores | 402 | 1 082 | 4 575 | 52 | 19 | 18 | 12 | 3 | - | - | - | - | - | |
| 453220 | Gift, novelty & souvenir stores | 402 | 1 082 | 4 575 | 52 | 19 | 18 | 12 | 3 | - | - | - | - | - | |
| 4539 | Other miscellaneous store retailers | 365 | 1 883 | 6 851 | 51 | 31 | 7 | 8 | 5 | - | - | - | - | - | |
| 45391 | Pet & pet supplies stores | 201 | 508 | 2 550 | 15 | 3 | 5 | 3 | 4 | - | - | - | - | - | |
| 453910 | Pet & pet supplies stores | 201 | 508 | 2 550 | 15 | 3 | 5 | 3 | 4 | - | - | - | - | - | |
| 45399 | All other miscellaneous store retailers | 138 | 1 317 | 4 067 | 28 | 21 | 2 | 4 | 1 | - | - | - | - | - | |
| 454 | Nonstore retailers | 767 | 6 641 | 35 350 | 75 | 35 | 20 | 9 | 7 | 3 | 1 | - | - | - | |
| 4541 | Electronic shopping & mail-order houses | 227 | 2 678 | 16 223 | 22 | 12 | 7 | 1 | 1 | - | 1 | - | - | - | |
| 45411 | Electronic shopping & mail-order houses | 227 | 2 678 | 16 223 | 22 | 12 | 7 | 1 | 1 | - | 1 | - | - | - | |
| 454110 | Electronic shopping & mail-order houses | 227 | 2 678 | 16 223 | 22 | 12 | 7 | 1 | 1 | - | 1 | - | - | - | |
| 4543 | Direct selling establishments | 456 | 3 397 | 16 514 | 46 | 20 | 11 | 7 | 6 | 2 | - | - | - | - | |
| 45431 | Fuel dealers | 320 | 2 559 | 10 292 | 28 | 9 | 7 | 6 | 5 | 1 | - | - | - | - | |
| 454311 | Heating oil dealers | 254 | 1 968 | 8 029 | 22 | 8 | 5 | 4 | 4 | 1 | - | - | - | - | |
| 45439 | Other direct selling establishments | 136 | 838 | 6 222 | 18 | 11 | 4 | 1 | 1 | 1 | - | - | - | - | |
| 454390 | Other direct selling establishments | 136 | 838 | 6 222 | 18 | 11 | 4 | 1 | 1 | 1 | - | - | - | - | |

See footnotes at end of table.

Table 6. Counties—Employees, Payroll, and Establishments by Industry: 2001—Con.

[Excludes most government employees, railroad employees, and self-employed persons. Size class 1 to 4 includes establishments with payroll, but no employees, during mid-March pay period. (D) denotes figures withheld to avoid disclosing data for individual companies; the data are included in broader industry totals. Detailed industries with 100 or more employees are shown if industry was not a (D). For explanation of terms, abbreviations, and data reliability/comparability, see introductory text]

| NAICS code | Industry | Number of employees for week including March 12 | Payroll (\$1,000) | | Total number of establishments | Number of establishments by employment-size class | | | | | | | | | |
|------------------------|--|---|-------------------|----------------|--------------------------------|---|------------|------------|-----------|-----------|------------|------------|------------|---------------|--|
| | | | First quarter | Annual | | 1 to 4 | 5 to 9 | 10 to 19 | 20 to 49 | 50 to 99 | 100 to 249 | 250 to 499 | 500 to 999 | 1,000 or more | |
| BURLINGTON—Con. | | | | | | | | | | | | | | | |
| 48-49 | Transportation & warehousing | 5 783 | 53 632 | 219 160 | 259 | 134 | 45 | 28 | 32 | 11 | 7 | 1 | | 1 | |
| 484 | Truck transportation | 4 051 | 43 906 | 180 403 | 145 | 81 | 17 | 17 | 20 | 5 | 3 | 1 | | 1 | |
| 4841 | General freight trucking | 2 952 | 35 770 | 142 018 | 69 | 38 | 6 | 6 | 12 | 3 | 3 | | | 1 | |
| 48411 | General freight trucking, local | 356 | 3 179 | 12 477 | 32 | 23 | 4 | 2 | 2 | | 1 | | | | |
| 484110 | General freight trucking, local | 356 | 3 179 | 12 477 | 32 | 23 | 4 | 2 | 2 | | 1 | | | | |
| 48412 | General freight trucking, long-distance | 2 596 | 32 591 | 129 541 | 37 | 15 | 2 | 4 | 10 | 3 | 2 | | | 1 | |
| 484121 | General freight trucking, long-distance, TL | 568 | 6 403 | 31 869 | 29 | 13 | 2 | 4 | 8 | 1 | 1 | | | | |
| 484122 | General freight trucking, long-distance, LTL | 2 028 | 26 188 | 97 672 | 8 | 2 | | | 2 | 2 | 1 | | | 1 | |
| 4842 | Specialized freight trucking | 1 099 | 8 136 | 38 385 | 76 | 43 | 11 | 11 | 8 | 2 | | 1 | | | |
| 48421 | Used household & office goods moving | 776 | 5 280 | 25 971 | 21 | 8 | 1 | 4 | 5 | 2 | | 1 | | | |
| 484210 | Used household & office goods moving | 776 | 5 280 | 25 971 | 21 | 8 | 1 | 4 | 5 | 2 | | 1 | | | |
| 48422 | Specialized freight (exc used) trucking, local | 171 | 1 410 | 6 195 | 42 | 29 | 7 | 5 | 1 | | | | | | |
| 484220 | Specialized freight (exc used) trucking, local | 171 | 1 410 | 6 195 | 42 | 29 | 7 | 5 | 1 | | | | | | |
| 48423 | Specialized freight (exc used) trucking, LDist | 152 | 1 446 | 6 219 | 13 | 6 | 3 | 2 | 2 | | | | | | |
| 484230 | Specialized freight (exc used) trucking, LDist | 152 | 1 446 | 6 219 | 13 | 6 | 3 | 2 | 2 | | | | | | |
| 485 | Transit & ground passenger transportation | 821 | 2 785 | 10 241 | 32 | 11 | 9 | 2 | 3 | 5 | 2 | | | | |
| 4854 | School & employee bus transportation | 618 | 2 064 | 7 318 | 8 | | 1 | | | 5 | 2 | | | | |
| 48541 | School & employee bus transportation | 618 | 2 064 | 7 318 | 8 | | 1 | | | 5 | 2 | | | | |
| 485410 | School & employee bus transportation | 618 | 2 064 | 7 318 | 8 | | 1 | | | 5 | 2 | | | | |
| 4859 | Oth transit & ground passenger transportation | 127 | 466 | 1 882 | 6 | 1 | 2 | | 3 | | | | | | |
| 48599 | Oth transit & ground passenger transportation | 127 | 466 | 1 882 | 6 | 1 | 2 | | 3 | | | | | | |
| 488 | Transportation support activities | 415 | 3 095 | 14 058 | 48 | 28 | 12 | 3 | 4 | | 1 | | | | |
| 4889 | Other transportation support activities | 199 | 1 395 | 6 291 | 8 | 5 | 1 | 1 | | | 1 | | | | |
| 48899 | Other transportation support activities | 199 | 1 395 | 6 291 | 8 | 5 | 1 | 1 | | | 1 | | | | |
| 492 | Couriers & messengers | 280 | 2 184 | 7 993 | 15 | 7 | 2 | 3 | 1 | 1 | 1 | | | | |
| 4921 | Couriers | 178 | 1 435 | 5 958 | 6 | 2 | 1 | 1 | 1 | | 1 | | | | |
| 49211 | Couriers | 178 | 1 435 | 5 958 | 6 | 2 | 1 | 1 | 1 | | 1 | | | | |
| 492110 | Couriers | 178 | 1 435 | 5 958 | 6 | 2 | 1 | 1 | 1 | | 1 | | | | |
| 4922 | Local messengers & local delivery | 102 | 749 | 2 035 | 9 | 5 | 1 | 2 | | 1 | | | | | |
| 49221 | Local messengers & local delivery | 102 | 749 | 2 035 | 9 | 5 | 1 | 2 | | 1 | | | | | |
| 492210 | Local messengers & local delivery | 102 | 749 | 2 035 | 9 | 5 | 1 | 2 | | 1 | | | | | |
| 493 | Warehousing & storage | 197 | 1 417 | 5 660 | 11 | 1 | 3 | 3 | 4 | | | | | | |
| 4931 | Warehousing & storage | 197 | 1 417 | 5 660 | 11 | 1 | 3 | 3 | 4 | | | | | | |
| 49311 | General warehousing & storage | 136 | 896 | 3 707 | 8 | | 3 | 2 | 3 | | | | | | |
| 493110 | General warehousing & storage | 136 | 896 | 3 707 | 8 | | 3 | 2 | 3 | | | | | | |
| 51 | Information | 4 039 | 56 284 | 211 438 | 172 | 93 | 34 | 15 | 14 | 6 | 4 | 5 | 1 | | |
| 511 | Publishing industries | 1 902 | 25 910 | 99 896 | 41 | 17 | 8 | 3 | 6 | 1 | 2 | 4 | | | |
| 5111 | Newspaper, periodical, book, database publishers | 762 | 6 376 | 24 448 | 21 | 8 | 4 | 3 | 3 | 1 | 1 | 1 | | | |
| 51111 | Newspaper publishers (E) | | (D) | | 5 | 1 | 1 | 1 | 1 | | 1 | 1 | | | |
| 51112 | Periodical publishers | 209 | 2 719 | 11 347 | 10 | 6 | 1 | | 1 | 1 | 1 | | | | |
| 511120 | Periodical publishers | 209 | 2 719 | 11 347 | 10 | 6 | 1 | | 1 | 1 | 1 | | | | |
| 5112 | Software publishers | 1 140 | 19 534 | 75 448 | 20 | 9 | 4 | | 3 | | 1 | 3 | | | |
| 51121 | Software publishers | 1 140 | 19 534 | 75 448 | 20 | 9 | 4 | | 3 | | 1 | 3 | | | |
| 511210 | Software publishers | 1 140 | 19 534 | 75 448 | 20 | 9 | 4 | | 3 | | 1 | 3 | | | |
| 512 | Motion picture & sound recording industries | 524 | 4 454 | 21 926 | 22 | 14 | 3 | 1 | 2 | | 1 | 1 | | | |
| 5121 | Motion picture & video industries (F) | | (D) | | 21 | 13 | 3 | 1 | 2 | | 1 | 1 | | | |
| 51213 | Motion picture & video exhibition (C) | | (D) | | 4 | | | 1 | 2 | | 1 | | | | |
| 51219 | Postprod & other movie & video industries (E) | | (D) | | 3 | 1 | 1 | | | | | 1 | | | |
| 513 | Broadcasting & telecommunications | 1 199 | 20 259 | 71 546 | 73 | 39 | 16 | 8 | 5 | 4 | | | 1 | | |
| 5133 | Telecommunications (G) | | (D) | | 66 | 36 | 15 | 7 | 4 | 3 | | | 1 | | |
| 51331 | Wired telecommunications carriers | 877 | 13 985 | 52 589 | 43 | 26 | 7 | 5 | 2 | 2 | | | 1 | | |
| 513310 | Wired telecommunications carriers | 877 | 13 985 | 52 589 | 43 | 26 | 7 | 5 | 2 | 2 | | | 1 | | |
| 514 | Information & data processing services | 414 | 5 661 | 18 070 | 36 | 23 | 7 | 3 | 1 | 1 | 1 | | | | |
| 5141 | Information services | 266 | 4 059 | 11 305 | 21 | 15 | 3 | 1 | 1 | | 1 | | | | |
| 51411 | News syndicates (C) | | (D) | | 1 | | | | | | 1 | | | | |
| 5142 | Data processing services | 148 | 1 602 | 6 765 | 15 | 8 | 4 | 2 | | 1 | | | | | |
| 51421 | Data processing services | 148 | 1 602 | 6 765 | 15 | 8 | 4 | 2 | | 1 | | | | | |
| 514210 | Data processing services | 148 | 1 602 | 6 765 | 15 | 8 | 4 | 2 | | 1 | | | | | |
| 52 | Finance & insurance | 18 169 | 206 204 | 848 697 | 651 | 307 | 127 | 101 | 66 | 30 | 13 | 3 | 1 | 3 | |
| 522 | Credit intermediation & related activities | 11 662 | 123 248 | 516 676 | 293 | 95 | 74 | 69 | 35 | 8 | 7 | 2 | 1 | 2 | |
| 5221 | Depository credit intermediation | 4 291 | 28 468 | 104 987 | 172 | 38 | 52 | 47 | 26 | 5 | 2 | | 1 | 1 | |
| 52211 | Commercial banking | 3 513 | 23 996 | 86 838 | 107 | 28 | 28 | 26 | 17 | 4 | 2 | | 1 | 1 | |
| 522110 | Commercial banking | 3 513 | 23 996 | 86 838 | 107 | 28 | 28 | 26 | 17 | 4 | 2 | | 1 | 1 | |
| 52212 | Savings institutions | 676 | 3 730 | 15 759 | 56 | 6 | 22 | 20 | 7 | 1 | | | | | |
| 522120 | Savings institutions | 676 | 3 730 | 15 759 | 56 | 6 | 22 | 20 | 7 | 1 | | | | | |
| 52213 | Credit unions | 102 | 742 | 2 390 | 9 | 4 | 2 | 1 | 2 | | | | | | |
| 522130 | Credit unions | 102 | 742 | 2 390 | 9 | 4 | 2 | 1 | 2 | | | | | | |
| 5222 | Nondepository credit intermediation | 6 997 | 90 558 | 389 325 | 93 | 41 | 17 | 17 | 8 | 3 | 4 | 2 | | 1 | |
| 52222 | Sales financing (F) | | (D) | | 25 | 14 | 4 | 5 | | | 2 | | | | |
| 52229 | Other nondepository credit intermediation | 6 485 | 83 591 | 361 824 | 67 | 26 | 13 | 12 | 8 | 3 | 2 | 2 | | 1 | |
| 522291 | Consumer lending | 410 | 7 035 | 27 350 | 12 | 3 | 6 | 2 | | | | 1 | | | |
| 522292 | Real estate credit | 6 075 | 76 556 | 334 474 | 55 | 23 | 7 | 10 | 8 | 3 | 2 | 1 | | 1 | |
| 5223 | Activities related to credit intermediation | 374 | 4 222 | 22 364 | 28 | 16 | 5 | 5 | 1 | | 1 | | | | |
| 52231 | Mortgage & nonmortgage brokers | 327 | 3 666 | 19 983 | 16 | 7 | 3 | 4 | 1 | | 1 | | | | |
| 522310 | Mortgage & nonmortgage brokers | 327 | 3 666 | 19 983 | 16 | 7 | 3 | 4 | 1 | | 1 | | | | |

See footnotes at end of table.

Table 6. Counties—Employees, Payroll, and Establishments by Industry: 2001—Con.

[Excludes most government employees, railroad employees, and self-employed persons. Size class 1 to 4 includes establishments with payroll, but no employees, during mid-March pay period. (D) denotes figures withheld to avoid disclosing data for individual companies; the data are included in broader industry totals. Detailed industries with 100 or more employees are shown if industry was not a (D). For explanation of terms, abbreviations, and data reliability/comparability, see introductory text]

| NAICS code | Industry | Number of employees for week including March 12 | Payroll (\$1,000) | | Total number of establishments | Number of establishments by employment-size class | | | | | | | | |
|--|--|---|-------------------|----------------|--------------------------------|---|------------|------------|-----------|-----------|------------|------------|------------|---------------|
| | | | First quarter | Annual | | 1 to 4 | 5 to 9 | 10 to 19 | 20 to 49 | 50 to 99 | 100 to 249 | 250 to 499 | 500 to 999 | 1,000 or more |
| BURLINGTON—Con. | | | | | | | | | | | | | | |
| 52 Finance & insurance—Con. | | | | | | | | | | | | | | |
| 523 | Security, commodity contracts & like activity | (G) | (D) | (D) | 89 | 59 | 8 | 5 | 9 | 6 | 2 | — | — | — |
| 5231 | Scrtcy & comdty contracts intermed & brokerage | (F) | (D) | (D) | 51 | 27 | 5 | 5 | 8 | 5 | 1 | — | — | — |
| 52312 | Securities brokerage | 796 | 20 894 | 64 607 | 39 | 19 | 4 | 4 | 6 | 5 | 1 | — | — | — |
| 523120 | Securities brokerage | 796 | 20 894 | 64 607 | 39 | 19 | 4 | 4 | 6 | 5 | 1 | — | — | — |
| 5239 | Other financial investment activities | (E) | (D) | (D) | 38 | 32 | 3 | — | 1 | 1 | 1 | — | — | — |
| 52393 | Investment advice | 142 | 573 | 3 099 | 18 | 16 | 1 | — | — | — | 1 | — | — | — |
| 523930 | Investment advice | 142 | 573 | 3 099 | 18 | 16 | 1 | — | — | — | 1 | — | — | — |
| 524 | Insurance carriers & related activities | 5 338 | 56 883 | 243 891 | 264 | 149 | 45 | 26 | 22 | 16 | 4 | 1 | — | 1 |
| 5241 | Insurance carriers | 2 294 | 31 330 | 120 244 | 76 | 34 | 6 | 9 | 10 | 12 | 4 | 1 | — | — |
| 52411 | Direct life, health, medical insurance carriers | (F) | (D) | (D) | 31 | 18 | 2 | 1 | 4 | 4 | 2 | — | — | — |
| 524113 | Direct life insurance carriers | 601 | 9 383 | 34 104 | 27 | 16 | 2 | 1 | 3 | 3 | 2 | — | — | — |
| 52412 | Other direct insurance carriers | 1 508 | 18 334 | 70 352 | 43 | 16 | 4 | 7 | 6 | 7 | 2 | 1 | — | — |
| 524126 | Direct property & casualty insurance carriers | 1 432 | 17 519 | 67 032 | 31 | 11 | — | 4 | 6 | 7 | 2 | 1 | — | — |
| 5242 | Agencies & other insurance related activities | 3 044 | 25 553 | 123 647 | 188 | 115 | 39 | 17 | 12 | 4 | — | — | — | 1 |
| 52421 | Insurance agencies & brokerages | 1 005 | 12 150 | 51 782 | 153 | 95 | 35 | 12 | 9 | 2 | — | — | — | — |
| 524210 | Insurance agencies & brokerages | 1 005 | 12 150 | 51 782 | 153 | 95 | 35 | 12 | 9 | 2 | — | — | — | — |
| 52429 | Other insurance related activities | 2 039 | 13 403 | 71 865 | 35 | 20 | 4 | 5 | 3 | 2 | — | — | — | 1 |
| 524298 | All other insurance related activities | 1 885 | 11 382 | 62 145 | 14 | 6 | 2 | 2 | 1 | 2 | — | — | — | 1 |
| 53 | Real estate & rental & leasing | 3 071 | 28 657 | 108 080 | 344 | 207 | 55 | 53 | 24 | 4 | — | — | 1 | — |
| 531 | Real estate | 1 522 | 11 356 | 49 918 | 252 | 168 | 36 | 32 | 14 | 2 | — | — | — | — |
| 5311 | Lessors of real estate | 820 | 5 118 | 21 599 | 117 | 77 | 12 | 19 | 7 | 2 | — | — | — | — |
| 53111 | Lessors of residential buildings & dwellings | 462 | 2 638 | 11 220 | 54 | 32 | 6 | 10 | 5 | 1 | — | — | — | — |
| 531110 | Lessors of residential buildings & dwellings | 462 | 2 638 | 11 220 | 54 | 32 | 6 | 10 | 5 | 1 | — | — | — | — |
| 53112 | Lessors of nonres bldg (exc miniwarehouses) | 270 | 2 002 | 8 274 | 33 | 19 | 4 | 7 | 2 | 1 | — | — | — | — |
| 531120 | Lessors of nonres bldg (exc miniwarehouses) | 270 | 2 002 | 8 274 | 33 | 19 | 4 | 7 | 2 | 1 | — | — | — | — |
| 5312 | Offices of real estate agents & brokers | 334 | 3 040 | 13 934 | 74 | 52 | 14 | 6 | 2 | — | — | — | — | — |
| 53121 | Offices of real estate agents & brokers | 334 | 3 040 | 13 934 | 74 | 52 | 14 | 6 | 2 | — | — | — | — | — |
| 531210 | Offices of real estate agents & brokers | 334 | 3 040 | 13 934 | 74 | 52 | 14 | 6 | 2 | — | — | — | — | — |
| 5313 | Activities related to real estate | 368 | 3 198 | 14 385 | 61 | 39 | 10 | 7 | 5 | — | — | — | — | — |
| 53131 | Real estate property managers | 226 | 1 912 | 8 509 | 31 | 17 | 6 | 5 | 3 | — | — | — | — | — |
| 531311 | Residential property managers | 141 | 1 214 | 5 446 | 19 | 8 | 6 | 4 | 1 | — | — | — | — | — |
| 532 | Rental & leasing services | 1 543 | 17 240 | 57 869 | 89 | 36 | 19 | 21 | 10 | 2 | — | — | 1 | — |
| 5321 | Automotive equipment rental & leasing | 835 | 13 235 | 40 306 | 25 | 14 | 4 | 3 | 2 | 1 | — | — | 1 | — |
| 53211 | Passenger car rental & leasing | (F) | (D) | (D) | 7 | 3 | 2 | — | 1 | — | — | — | 1 | — |
| 53212 | Truck, utility trailer & RV rental & leasing | (C) | (D) | (D) | 18 | 11 | 2 | 3 | 1 | 1 | — | — | — | — |
| 5322 | Consumer goods rental | 417 | 1 604 | 6 413 | 40 | 15 | 7 | 13 | 5 | — | — | — | — | — |
| 53223 | Video tape & disc rental | 279 | 606 | 2 453 | 25 | 8 | 3 | 11 | 3 | — | — | — | — | — |
| 532230 | Video tape & disc rental | 279 | 606 | 2 453 | 25 | 8 | 3 | 11 | 3 | — | — | — | — | — |
| 53229 | Other consumer goods rental | 101 | 905 | 3 569 | 11 | 5 | 3 | 2 | 1 | — | — | — | — | — |
| 5324 | Commercial, industrial equip rental & leasing | 217 | 1 913 | 8 955 | 15 | 5 | 4 | 2 | 3 | 1 | — | — | — | — |
| 53241 | Const, trans, mining equip rental & leasing | (C) | (D) | (D) | 4 | 2 | — | — | 1 | 1 | — | — | — | — |
| 532412 | Const, mining, forestry equip rental & leasing | 107 | 880 | 3 775 | 3 | 1 | — | — | 1 | 1 | — | — | — | — |
| 54 | Professional, scientific & technical services | 11 494 | 136 569 | 546 188 | 1 208 | 808 | 173 | 110 | 83 | 20 | 10 | 3 | — | 1 |
| 541 | Professional, scientific & technical services | 11 494 | 136 569 | 546 188 | 1 208 | 808 | 173 | 110 | 83 | 20 | 10 | 3 | — | 1 |
| 5411 | Legal services | 1 373 | 14 380 | 64 399 | 251 | 173 | 46 | 23 | 7 | — | 2 | — | — | — |
| 54111 | Offices of lawyers | 1 297 | 13 878 | 61 878 | 233 | 162 | 41 | 21 | 7 | — | 2 | — | — | — |
| 541110 | Offices of lawyers | 1 297 | 13 878 | 61 878 | 233 | 162 | 41 | 21 | 7 | — | 2 | — | — | — |
| 5412 | Accounting, tax prep, bookkeep, payroll services | 1 131 | 9 119 | 35 091 | 123 | 87 | 15 | 9 | 8 | 3 | 1 | — | — | — |
| 54121 | Accounting, tax prep, bookkeep, payroll services | 1 131 | 9 119 | 35 091 | 123 | 87 | 15 | 9 | 8 | 3 | 1 | — | — | — |
| 541211 | Offices of certified public accountants | 356 | 3 088 | 14 434 | 65 | 46 | 12 | 2 | 5 | — | — | — | — | — |
| 541213 | Tax preparation services | 259 | 687 | 1 984 | 17 | 14 | 1 | 1 | — | 1 | — | — | — | — |
| 541214 | Payroll services | 376 | 4 470 | 15 846 | 11 | 2 | 1 | 3 | 2 | 3 | — | — | — | — |
| 541219 | Other accounting services | 140 | 874 | 2 827 | 30 | 25 | 1 | 3 | 1 | — | — | — | — | — |
| 5413 | Architectural, engineering & related services | 2 321 | 33 543 | 129 122 | 179 | 101 | 25 | 21 | 21 | 8 | 2 | 1 | — | — |
| 54131 | Architectural services | 198 | 1 839 | 8 505 | 32 | 15 | 11 | 5 | 1 | — | — | — | — | — |
| 541310 | Architectural services | 198 | 1 839 | 8 505 | 32 | 15 | 11 | 5 | 1 | — | — | — | — | — |
| 54133 | Engineering services | 1 900 | 30 281 | 113 798 | 108 | 59 | 9 | 13 | 16 | 8 | 2 | 1 | — | — |
| 541330 | Engineering services | 1 900 | 30 281 | 113 798 | 108 | 59 | 9 | 13 | 16 | 8 | 2 | 1 | — | — |
| 54138 | Testing laboratories | 104 | 896 | 3 937 | 11 | 5 | 1 | 3 | 2 | — | — | — | — | — |
| 541380 | Testing laboratories | 104 | 896 | 3 937 | 11 | 5 | 1 | 3 | 2 | — | — | — | — | — |
| 5414 | Specialized design services | 143 | 1 683 | 6 684 | 27 | 16 | 7 | 3 | 1 | — | — | — | — | — |
| 5415 | Computer systems design & related services | 3 760 | 54 050 | 208 622 | 272 | 190 | 26 | 26 | 20 | 5 | 3 | 1 | — | 1 |
| 54151 | Computer systems design & related services | 3 760 | 54 050 | 208 622 | 272 | 190 | 26 | 26 | 20 | 5 | 3 | 1 | — | 1 |
| 541511 | Custom computer programming services | 966 | 14 317 | 57 973 | 109 | 74 | 13 | 10 | 9 | 2 | 1 | — | — | — |
| 541512 | Computer systems design services | 2 585 | 37 309 | 140 539 | 112 | 79 | 5 | 12 | 9 | 3 | 2 | 1 | — | 1 |
| 541519 | Other computer related services | 188 | 2 168 | 8 905 | 48 | 36 | 7 | 3 | 2 | — | — | — | — | — |
| 5416 | Management, sci & tech consulting services | 1 179 | 10 743 | 45 835 | 189 | 132 | 30 | 14 | 9 | 3 | 1 | — | — | — |
| 54161 | Management consulting services | 952 | 8 409 | 35 405 | 134 | 93 | 22 | 9 | 6 | 3 | 1 | — | — | — |
| 541611 | Admin & gen management consulting services | 338 | 3 866 | 15 038 | 58 | 38 | 11 | 4 | 5 | — | — | — | — | — |
| 541612 | Human res & exec search consulting services | 315 | 1 910 | 8 216 | 31 | 20 | 5 | 4 | — | 1 | 1 | — | — | — |
| 541613 | Marketing consulting services | 110 | 748 | 4 187 | 22 | 18 | 2 | 1 | — | 1 | — | — | — | — |
| 541618 | Other management consulting services | 149 | 1 420 | 6 016 | 10 | 7 | 1 | — | 1 | — | — | — | — | — |
| 54162 | Environmental consulting services | 131 | 1 143 | 5 161 | 23 | 13 | 5 | 3 | 2 | — | — | — | — | — |
| 541620 | Environmental consulting services | 131 | 1 143 | 5 161 | 23 | 13 | 5 | 3 | 2 | — | — | — | — | — |
| 5417 | Scientific R&D services | 127 | 2 210 | 8 498 | 12 | 7 | 1 | 3 | — | 1 | — | — | — | — |
| 54171 | R&D in physical, engineering & life sciences | (C) | (D) | (D) | 11 | 6 | 1 | 3 | — | 1 | — | — | — | — |

See footnotes at end of table.

Table 6. Counties—Employees, Payroll, and Establishments by Industry: 2001—Con.

[Excludes most government employees, railroad employees, and self-employed persons. Size class 1 to 4 includes establishments with payroll, but no employees, during mid-March pay period. (D) denotes figures withheld to avoid disclosing data for individual companies; the data are included in broader industry totals. Detailed industries with 100 or more employees are shown if industry was not a (D). For explanation of terms, abbreviations, and data reliability/comparability, see introductory text]

| NAICS code | Industry | Number of employees for week including March 12 | Payroll (\$1,000) | | Total number of establishments | Number of establishments by employment-size class | | | | | | | | | | | | | | | | | | |
|------------------------|---|---|-------------------|----------------|--------------------------------|---|-----------|-----------|-----------|-----------|------------|------------|------------|---------------|---|---|---|---|---|----------|--|--|--|--|
| | | | First quarter | Annual | | 1 to 4 | 5 to 9 | 10 to 19 | 20 to 49 | 50 to 99 | 100 to 249 | 250 to 499 | 500 to 999 | 1,000 or more | | | | | | | | | | |
| BURLINGTON—Con. | | | | | | | | | | | | | | | | | | | | | | | | |
| 54 | Professional, scientific & technical services—Con. | | | | | | | | | | | | | | | | | | | | | | | |
| 541 | Professional, scientific & technical services—Con. | | | | | | | | | | | | | | | | | | | | | | | |
| 5418 | Advertising & related services | 886 | 7 029 | 30 123 | 70 | 52 | 7 | 2 | 7 | — | 1 | 1 | — | — | — | — | — | — | — | — | | | | |
| 54181 | Advertising agencies | 137 | 1 496 | 5 603 | 25 | 19 | 3 | 1 | 2 | — | — | — | — | — | — | — | — | — | — | — | | | | |
| 541810 | Advertising agencies | 137 | 1 496 | 5 603 | 25 | 19 | 3 | 1 | 2 | — | — | — | — | — | — | — | — | — | — | — | | | | |
| 54184 | Media representatives (C) | | (D) | (D) | 7 | 5 | — | — | 1 | — | — | 1 | — | — | — | — | — | — | — | — | | | | |
| 54185 | Display advertising | 369 | 597 | 2 341 | 6 | 5 | — | — | — | — | — | — | — | — | — | — | — | — | — | — | | | | |
| 541850 | Display advertising | 369 | 597 | 2 341 | 6 | 5 | — | — | — | — | — | — | — | — | — | — | — | — | — | — | | | | |
| 54186 | Direct mail advertising | 103 | 1 223 | 5 738 | 8 | 4 | 2 | — | 2 | — | — | — | — | — | — | — | — | — | — | — | | | | |
| 541860 | Direct mail advertising | 103 | 1 223 | 5 738 | 8 | 4 | 2 | — | 2 | — | — | — | — | — | — | — | — | — | — | — | | | | |
| 54189 | Other services related to advertising | 107 | 1 324 | 5 721 | 14 | 11 | 1 | — | 2 | — | — | — | — | — | — | — | — | — | — | — | | | | |
| 541890 | Other services related to advertising | 107 | 1 324 | 5 721 | 14 | 11 | 1 | — | 2 | — | — | — | — | — | — | — | — | — | — | — | | | | |
| 5419 | Oth professional, scientific, technical services | 574 | 3 812 | 17 814 | 85 | 50 | 16 | 9 | 10 | — | — | — | — | — | — | — | — | — | — | — | | | | |
| 54194 | Veterinary services | 388 | 2 384 | 10 052 | 36 | 13 | 10 | 4 | 9 | — | — | — | — | — | — | — | — | — | — | — | | | | |
| 541940 | Veterinary services | 388 | 2 384 | 10 052 | 36 | 13 | 10 | 4 | 9 | — | — | — | — | — | — | — | — | — | — | — | | | | |
| 55 | Management of companies & enterprises | 3 897 | 52 346 | 214 714 | 87 | 31 | 11 | 15 | 13 | 4 | 10 | 1 | 2 | | | | | | | | | | | |
| 551 | Management of companies & enterprises | 3 897 | 52 346 | 214 714 | 87 | 31 | 11 | 15 | 13 | 4 | 10 | 1 | 2 | | | | | | | | | | | |
| 5511 | Management of companies & enterprises | 3 897 | 52 346 | 214 714 | 87 | 31 | 11 | 15 | 13 | 4 | 10 | 1 | 2 | | | | | | | | | | | |
| 55111 | Management of companies & enterprises | 3 897 | 52 346 | 214 714 | 87 | 31 | 11 | 15 | 13 | 4 | 10 | 1 | 2 | | | | | | | | | | | |
| 551112 | Offices of other holding companies | 133 | 1 032 | 4 830 | 5 | 3 | — | 1 | — | — | 1 | — | — | | | | | | | | | | | |
| 551114 | Corp, subsidiary & regional managing offices | 3 764 | 51 314 | 209 884 | 82 | 28 | 11 | 14 | 13 | 4 | 9 | 1 | 2 | | | | | | | | | | | |
| 56 | Admin, support, waste mgt, remediation services | 11 790 | 70 786 | 330 033 | 651 | 397 | 92 | 73 | 41 | 20 | 19 | 8 | | | | | | | | 1 | | | | |
| 561 | Administrative & support services | 11 330 | 66 237 | 310 713 | 626 | 388 | 89 | 65 | 39 | 18 | 18 | 8 | | | | | | | | 1 | | | | |
| 5611 | Office administrative services | 1 214 | 11 671 | 50 754 | 46 | 24 | 10 | 5 | 3 | 1 | 1 | 2 | | | | | | | | | | | | |
| 56111 | Office administrative services | 1 214 | 11 671 | 50 754 | 46 | 24 | 10 | 5 | 3 | 1 | 1 | 2 | | | | | | | | | | | | |
| 561110 | Office administrative services | 1 214 | 11 671 | 50 754 | 46 | 24 | 10 | 5 | 3 | 1 | 1 | 2 | | | | | | | | | | | | |
| 5613 | Employment services | 3 856 | 22 138 | 111 704 | 53 | 16 | 5 | 5 | 11 | 7 | 6 | 2 | | | | | | | | 1 | | | | |
| 56131 | Employment placement agencies | 572 | 2 789 | 11 893 | 14 | 8 | 1 | — | 1 | 3 | — | 1 | | | | | | | | | | | | |
| 561310 | Employment placement agencies | 572 | 2 789 | 11 893 | 14 | 8 | 1 | — | 1 | 3 | — | 1 | | | | | | | | | | | | |
| 56132 | Temporary help services | 1 550 | 8 085 | 32 166 | 33 | 7 | 4 | 4 | 10 | 3 | 4 | 1 | | | | | | | | | | | | |
| 561320 | Temporary help services | 1 550 | 8 085 | 32 166 | 33 | 7 | 4 | 4 | 10 | 3 | 4 | 1 | | | | | | | | | | | | |
| 56133 | Employee leasing services | 1 734 | 11 264 | 67 645 | 6 | 1 | — | 1 | — | 1 | 2 | — | | | | | | | | 1 | | | | |
| 561330 | Employee leasing services | 1 734 | 11 264 | 67 645 | 6 | 1 | — | 1 | — | 1 | 2 | — | | | | | | | | 1 | | | | |
| 5614 | Business support services | 1 353 | 7 750 | 36 055 | 60 | 35 | 4 | 9 | 6 | 1 | 4 | 1 | | | | | | | | | | | | |
| 56141 | Document preparation services | 312 | 1 410 | 6 053 | 11 | 6 | — | 3 | 1 | — | 1 | — | | | | | | | | | | | | |
| 561410 | Document preparation services | 312 | 1 410 | 6 053 | 11 | 6 | — | 3 | 1 | — | 1 | — | | | | | | | | | | | | |
| 56142 | Telephone call centers | 377 | 2 162 | 11 025 | 9 | 4 | — | 3 | 1 | — | — | 1 | | | | | | | | | | | | |
| 56143 | Business service centers | 288 | 1 573 | 6 153 | 16 | 10 | 1 | 2 | 1 | 1 | 1 | — | | | | | | | | | | | | |
| 561439 | Oth business service centers (incl copy shops) | 264 | 1 444 | 5 648 | 11 | 7 | — | 1 | 1 | 1 | 1 | — | | | | | | | | | | | | |
| 56144 | Collection agencies | 192 | 1 239 | 6 811 | 10 | 6 | 1 | — | 2 | — | 1 | — | | | | | | | | | | | | |
| 561440 | Collection agencies | 192 | 1 239 | 6 811 | 10 | 6 | 1 | — | 2 | — | 1 | — | | | | | | | | | | | | |
| 56145 | Credit bureaus (C) | | (D) | (D) | 1 | — | — | — | — | — | 1 | — | | | | | | | | | | | | |
| 5615 | Travel arrangement & reservation services | 207 | 1 187 | 5 009 | 51 | 35 | 12 | 4 | — | — | — | — | | | | | | | | | | | | |
| 56151 | Travel agencies | 159 | 831 | 3 182 | 42 | 31 | 8 | 3 | — | — | — | — | | | | | | | | | | | | |
| 561510 | Travel agencies | 159 | 831 | 3 182 | 42 | 31 | 8 | 3 | — | — | — | — | | | | | | | | | | | | |
| 5616 | Investigation & security services | 1 190 | 6 731 | 30 668 | 43 | 23 | 6 | 4 | 4 | 2 | 3 | 1 | | | | | | | | | | | | |
| 56161 | Investigation, guard & armored car services | 912 | 4 656 | 21 788 | 17 | 7 | 3 | 1 | 1 | 1 | 3 | 1 | | | | | | | | | | | | |
| 561613 | Armored car services | 323 | 2 023 | 9 680 | 3 | — | — | — | 1 | — | 2 | — | | | | | | | | | | | | |
| 56162 | Security systems services | 278 | 2 075 | 8 880 | 26 | 16 | 3 | 3 | 3 | 1 | — | — | | | | | | | | | | | | |
| 561621 | Security systems services (except locksmiths) | 251 | 1 877 | 8 055 | 16 | 8 | 2 | 2 | 3 | 1 | — | — | | | | | | | | | | | | |
| 5617 | Services to buildings & dwellings | 1 935 | 7 604 | 42 557 | 327 | 232 | 47 | 29 | 14 | 4 | 1 | — | | | | | | | | | | | | |
| 56171 | Exterminating & pest control services | 109 | 672 | 3 148 | 21 | 19 | — | — | 2 | — | — | — | | | | | | | | | | | | |
| 561710 | Exterminating & pest control services | 109 | 672 | 3 148 | 21 | 19 | — | — | 2 | — | — | — | | | | | | | | | | | | |
| 56172 | Janitorial services | 847 | 2 479 | 11 526 | 117 | 74 | 21 | 14 | 6 | 1 | 1 | — | | | | | | | | | | | | |
| 561720 | Janitorial services | 847 | 2 479 | 11 526 | 117 | 74 | 21 | 14 | 6 | 1 | 1 | — | | | | | | | | | | | | |
| 56173 | Landscaping services | 859 | 4 019 | 26 457 | 169 | 124 | 25 | 12 | 6 | 2 | — | — | | | | | | | | | | | | |
| 561730 | Landscaping services | 859 | 4 019 | 26 457 | 169 | 124 | 25 | 12 | 6 | 2 | — | — | | | | | | | | | | | | |
| 5619 | Other support services | 1 537 | 8 911 | 32 998 | 39 | 19 | 5 | 6 | 1 | 3 | 2 | — | | | | | | | | | | | | |
| 56191 | Packaging & labeling services (F) | | (D) | (D) | 5 | 2 | — | — | — | 1 | 1 | 1 | | | | | | | | | | | | |
| 56192 | Convention & trade show organizers (E) | | (D) | (D) | 3 | 1 | — | — | — | — | 2 | — | | | | | | | | | | | | |
| 56199 | All other support services | 724 | 3 546 | 13 216 | 31 | 16 | 5 | 6 | 1 | 2 | — | 1 | | | | | | | | | | | | |
| 561990 | All other support services | 724 | 3 546 | 13 216 | 31 | 16 | 5 | 6 | 1 | 2 | — | 1 | | | | | | | | | | | | |
| 562 | Waste management & remediation services | 460 | 4 549 | 19 320 | 25 | 9 | 3 | 8 | 2 | 2 | 1 | — | | | | | | | | | | | | |
| 5621 | Waste collection | 143 | 1 454 | 5 625 | 6 | 3 | — | 2 | — | — | 1 | — | | | | | | | | | | | | |
| 56211 | Waste collection | 143 | 1 454 | 5 625 | 6 | 3 | — | 2 | — | — | 1 | — | | | | | | | | | | | | |
| 5629 | Remediation & oth waste management services | 281 | 2 725 | 12 248 | 16 | 6 | 2 | 4 | 2 | 2 | — | — | | | | | | | | | | | | |
| 56291 | Remediation services | 125 | 1 476 | 6 444 | 7 | 2 | 1 | 2 | 1 | 1 | — | — | | | | | | | | | | | | |
| 562910 | Remediation services | 125 | 1 476 | 6 444 | 7 | 2 | 1 | 2 | 1 | 1 | — | — | | | | | | | | | | | | |
| 56299 | All other waste management services | 156 | 1 249 | 5 804 | 9 | 4 | 1 | 2 | 1 | 1 | — | — | | | | | | | | | | | | |
| 61 | Educational services | 2 078 | 10 955 | 42 467 | 109 | 43 | 20 | 11 | 25 | 6 | 4 | | | | | | | | | | | | | |
| 611 | Educational services | 2 078 | 10 955 | 42 467 | 109 | 43 | 20 | 11 | 25 | 6 | 4 | | | | | | | | | | | | | |
| 6111 | Elementary & secondary schools | 1 263 | 7 034 | 26 778 | 35 | 5 | 5 | 2 | 16 | 4 | 3 | | | | | | | | | | | | | |
| 61111 | Elementary & secondary schools | 1 263 | 7 034 | 26 778 | 35 | 5 | 5 | 2 | | | | | | | | | | | | | | | | |

Table 6. Counties—Employees, Payroll, and Establishments by Industry: 2001—Con.

[Excludes most government employees, railroad employees, and self-employed persons. Size class 1 to 4 includes establishments with payroll, but no employees, during mid-March pay period. (D) denotes figures withheld to avoid disclosing data for individual companies; the data are included in broader industry totals. Detailed industries with 100 or more employees are shown if industry was not a (D). For explanation of terms, abbreviations, and data reliability/comparability, see introductory text]

| NAICS code | Industry | Number of employees for week including March 12 | Payroll (\$1,000) | | Total number of establishments | Number of establishments by employment-size class | | | | | | | | |
|------------------------|--|---|-------------------|----------------|--------------------------------|---|------------|------------|------------|-----------|------------|------------|------------|---------------|
| | | | First quarter | Annual | | 1 to 4 | 5 to 9 | 10 to 19 | 20 to 49 | 50 to 99 | 100 to 249 | 250 to 499 | 500 to 999 | 1,000 or more |
| BURLINGTON—Con. | | | | | | | | | | | | | | |
| 62 | Health care and social assistance | 20 451 | 155 591 | 692 307 | 957 | 376 | 249 | 175 | 102 | 25 | 19 | 5 | 4 | 2 |
| 621 | Ambulatory health care services | 6 825 | 65 987 | 309 344 | 701 | 323 | 191 | 112 | 55 | 14 | 6 | — | — | — |
| 6211 | Offices of physicians | 3 104 | 41 575 | 197 447 | 289 | 116 | 74 | 52 | 37 | 10 | — | — | — | — |
| 62111 | Offices of physicians (exc mental health) | 3 104 | 41 575 | 197 447 | 289 | 116 | 74 | 52 | 37 | 10 | — | — | — | — |
| 621111 | Offices of physicians (exc mental health) | 3 053 | 41 071 | 194 858 | 272 | 102 | 72 | 51 | 37 | 10 | — | — | — | — |
| 6212 | Offices of dentists | 1 203 | 9 362 | 43 579 | 175 | 66 | 73 | 30 | 6 | — | — | — | — | — |
| 62121 | Offices of dentists | 1 203 | 9 362 | 43 579 | 175 | 66 | 73 | 30 | 6 | — | — | — | — | — |
| 621210 | Offices of dentists | 1 203 | 9 362 | 43 579 | 175 | 66 | 73 | 30 | 6 | — | — | — | — | — |
| 6213 | Offices of other health practitioners | 762 | 4 560 | 20 324 | 161 | 111 | 32 | 13 | 4 | 1 | — | — | — | — |
| 62131 | Offices of chiropractors | 201 | 1 083 | 5 201 | 56 | 39 | 14 | 3 | — | — | — | — | — | — |
| 621310 | Offices of chiropractors | 201 | 1 083 | 5 201 | 56 | 39 | 14 | 3 | — | — | — | — | — | — |
| 62132 | Offices of optometrists | 112 | 646 | 2 872 | 31 | 20 | 9 | 2 | — | — | — | — | — | — |
| 621320 | Offices of optometrists | 112 | 646 | 2 872 | 31 | 20 | 9 | 2 | — | — | — | — | — | — |
| 62134 | Offices of PT, OT, speech therapy & audiology | 273 | 1 736 | 7 479 | 24 | 11 | 4 | 5 | 3 | 1 | — | — | — | — |
| 621340 | Offices of PT, OT, speech therapy & audiology | 273 | 1 736 | 7 479 | 24 | 11 | 4 | 5 | 3 | 1 | — | — | — | — |
| 62139 | Offices of all other health practitioners | 105 | 488 | 2 178 | 29 | 22 | 5 | 2 | — | — | — | — | — | — |
| 6214 | Outpatient care centers | 258 | 1 850 | 8 619 | 21 | 7 | 4 | 6 | 4 | — | — | — | — | — |
| 62142 | Outpatient mental health, substance abuse ctrs | 110 | 723 | 3 104 | 6 | — | 1 | 3 | 2 | — | — | — | — | — |
| 621420 | Outpatient mental health, substance abuse ctrs | 110 | 723 | 3 104 | 6 | — | 1 | 3 | 2 | — | — | — | — | — |
| 62149 | Other outpatient care centers | (C) | (D) | (D) | 14 | 6 | 3 | 3 | 2 | — | — | — | — | — |
| 6215 | Medical & diagnostic laboratories | 275 | 1 942 | 10 359 | 25 | 13 | 4 | 4 | 3 | 1 | — | — | — | — |
| 62151 | Medical & diagnostic laboratories | 275 | 1 942 | 10 359 | 25 | 13 | 4 | 4 | 3 | 1 | — | — | — | — |
| 621512 | Diagnostic Imaging centers | 224 | 1 568 | 6 413 | 13 | 4 | 3 | 2 | 3 | 1 | — | — | — | — |
| 6216 | Home health care services | 1 130 | 6 164 | 26 845 | 20 | 7 | 2 | 2 | 1 | 2 | 6 | — | — | — |
| 62161 | Home health care services | 1 130 | 6 164 | 26 845 | 20 | 7 | 2 | 2 | 1 | 2 | 6 | — | — | — |
| 621610 | Home health care services | 1 130 | 6 164 | 26 845 | 20 | 7 | 2 | 2 | 1 | 2 | 6 | — | — | — |
| 622 | Hospitals | (I) | (D) | (D) | 9 | — | — | 1 | — | 1 | — | 2 | 3 | 2 |
| 6221 | General medical & surgical hospitals | 4 705 | 40 846 | 180 463 | 7 | — | — | 1 | — | 1 | — | 1 | 3 | 1 |
| 62211 | General medical & surgical hospitals | 4 705 | 40 846 | 180 463 | 7 | — | — | 1 | — | 1 | — | 1 | 3 | 1 |
| 622110 | General medical & surgical hospitals | 4 705 | 40 846 | 180 463 | 7 | — | — | 1 | — | 1 | — | 1 | 3 | 1 |
| 6222 | Psychiatric & substance abuse hospitals | (E) | (D) | (D) | 1 | — | — | — | — | — | — | 1 | — | — |
| 62221 | Psychiatric & substance abuse hospitals | (E) | (D) | (D) | 1 | — | — | — | — | — | — | 1 | — | — |
| 6223 | Other specialty hospitals | (G) | (D) | (D) | 1 | — | — | — | — | — | — | — | — | 1 |
| 62231 | Other specialty hospitals | (G) | (D) | (D) | 1 | — | — | — | — | — | — | — | — | 1 |
| 623 | Nursing & residential care facilities | 3 946 | 22 354 | 94 421 | 74 | 16 | 12 | 18 | 11 | 4 | 10 | 2 | 1 | — |
| 6231 | Nursing care facilities | 2 379 | 14 053 | 58 552 | 15 | 1 | — | — | 3 | 3 | 6 | 1 | 1 | — |
| 62311 | Nursing care facilities | 2 379 | 14 053 | 58 552 | 15 | 1 | — | — | 3 | 3 | 6 | 1 | 1 | — |
| 623110 | Nursing care facilities | 2 379 | 14 053 | 58 552 | 15 | 1 | — | — | 3 | 3 | 6 | 1 | 1 | — |
| 6232 | Residential mental retardation, health facil | 523 | 2 653 | 11 678 | 36 | 12 | 10 | 12 | — | — | 2 | — | — | — |
| 62321 | Residential mental retardation facilities | 216 | 940 | 4 375 | 9 | 2 | 1 | 5 | — | — | 1 | — | — | — |
| 623210 | Residential mental retardation facilities | 216 | 940 | 4 375 | 9 | 2 | 1 | 5 | — | — | 1 | — | — | — |
| 62322 | Residential mental health, subst abuse facil | 307 | 1 713 | 7 303 | 27 | 10 | 9 | 7 | — | — | 1 | — | — | — |
| 623220 | Residential mental health, subst abuse facil | 307 | 1 713 | 7 303 | 27 | 10 | 9 | 7 | — | — | 1 | — | — | — |
| 6233 | Community care facilities for the elderly | 804 | 4 596 | 18 996 | 16 | 3 | 1 | 4 | 5 | 1 | 1 | 1 | — | — |
| 62331 | Community care facilities for the elderly | 804 | 4 596 | 18 996 | 16 | 3 | 1 | 4 | 5 | 1 | 1 | 1 | — | — |
| 6239 | Other residential care facilities | 240 | 1 052 | 5 195 | 7 | — | 1 | 2 | 3 | — | 1 | — | — | — |
| 62399 | Other residential care facilities | 240 | 1 052 | 5 195 | 7 | — | 1 | 2 | 3 | — | 1 | — | — | — |
| 623990 | Other residential care facilities | 240 | 1 052 | 5 195 | 7 | — | 1 | 2 | 3 | — | 1 | — | — | — |
| 624 | Social assistance | (H) | (D) | (D) | 173 | 37 | 46 | 44 | 36 | 6 | 3 | 1 | — | — |
| 6241 | Individual & family services | 949 | 5 411 | 22 671 | 69 | 16 | 20 | 21 | 8 | 3 | 1 | — | — | — |
| 62411 | Child & youth services | 129 | 846 | 3 222 | 11 | 3 | 5 | 1 | 2 | — | — | — | — | — |
| 624110 | Child & youth services | 129 | 846 | 3 222 | 11 | 3 | 5 | 1 | 2 | — | — | — | — | — |
| 62412 | Services for elderly & disabled persons | 561 | 2 528 | 9 842 | 30 | 2 | 8 | 13 | 4 | 2 | 1 | — | — | — |
| 624120 | Services for elderly & disabled persons | 561 | 2 528 | 9 842 | 30 | 2 | 8 | 13 | 4 | 2 | 1 | — | — | — |
| 62419 | Other individual & family services | 259 | 2 037 | 9 607 | 28 | 11 | 7 | 7 | 2 | 1 | — | — | — | — |
| 624190 | Other individual & family services | 259 | 2 037 | 9 607 | 28 | 11 | 7 | 7 | 2 | 1 | — | — | — | — |
| 6243 | Vocational rehabilitation services | (F) | (D) | (D) | 12 | 2 | 3 | 2 | 2 | 1 | 1 | — | — | — |
| 62431 | Vocational rehabilitation services | (F) | (D) | (D) | 12 | 2 | 3 | 2 | 2 | 1 | 1 | — | — | — |
| 6244 | Child day care services | 1 433 | 4 704 | 19 561 | 83 | 17 | 20 | 19 | 24 | 2 | 1 | — | — | — |
| 62441 | Child day care services | 1 433 | 4 704 | 19 561 | 83 | 17 | 20 | 19 | 24 | 2 | 1 | — | — | — |
| 624410 | Child day care services | 1 433 | 4 704 | 19 561 | 83 | 17 | 20 | 19 | 24 | 2 | 1 | — | — | — |
| 71 | Arts, entertainment & recreation | 2 030 | 6 296 | 29 901 | 130 | 63 | 18 | 20 | 21 | 7 | — | 1 | — | — |
| 713 | Amusement, gambling & recreation industries | 1 925 | 5 704 | 26 804 | 103 | 46 | 11 | 17 | 21 | 7 | — | 1 | — | — |
| 7139 | Other amusement & recreation industries | 1 845 | 5 470 | 25 637 | 97 | 45 | 8 | 16 | 20 | 7 | — | 1 | — | — |
| 71391 | Golf courses & country clubs | 543 | 2 009 | 10 293 | 22 | 7 | 1 | 3 | 7 | 4 | — | — | — | — |
| 713910 | Golf courses & country clubs | 543 | 2 009 | 10 293 | 22 | 7 | 1 | 3 | 7 | 4 | — | — | — | — |
| 71394 | Fitness & recreational sports centers | 1 123 | 2 601 | 10 801 | 50 | 24 | 5 | 5 | 12 | 3 | — | 1 | — | — |
| 713940 | Fitness & recreational sports centers | 1 123 | 2 601 | 10 801 | 50 | 24 | 5 | 5 | 12 | 3 | — | 1 | — | — |
| 72 | Accommodation & food services | 12 588 | 37 177 | 162 268 | 781 | 316 | 156 | 115 | 128 | 49 | 17 | — | — | — |
| 721 | Accommodation | 2 292 | 8 923 | 40 105 | 86 | 38 | 8 | 14 | 9 | 9 | 8 | — | — | — |
| 7211 | Traveler accommodation | 2 187 | 8 539 | 37 828 | 77 | 32 | 6 | 14 | 9 | 8 | 8 | — | — | — |
| 72111 | Hotels (exc casino hotels) & motels | 2 181 | 8 526 | 37 764 | 73 | 28 | 6 | 14 | 9 | 8 | 8 | — | — | — |
| 721110 | Hotels (exc casino hotels) & motels | 2 181 | 8 526 | 37 764 | 73 | 28 | 6 | 14 | 9 | 8 | 8 | — | — | — |
| 7212 | RV parks & recreational camps | 105 | 384 | 2 277 | 9 | 6 | 2 | — | — | 1 | — | — | — | — |
| 72121 | RV parks & recreational camps | 105 | 384 | 2 277 | 9 | 6 | 2 | — | — | 1 | — | — | — | — |

See footnotes at end of table.

Table 6. Counties—Employees, Payroll, and Establishments by Industry: 2001—Con.

[Excludes most government employees, railroad employees, and self-employed persons. Size class 1 to 4 includes establishments with payroll, but no employees, during mid-March pay period. (D) denotes figures withheld to avoid disclosing data for individual companies; the data are included in broader industry totals. Detailed industries with 100 or more employees are shown if industry was not a (D). For explanation of terms, abbreviations, and data reliability/comparability, see introductory text]

| NAICS code | Industry | Number of employees for week including March 12 | Payroll (\$1,000) | | Total number of establishments | Number of establishments by employment-size class | | | | | | | | |
|------------------------|---|---|-------------------|------------------|--------------------------------|---|--------------|--------------|--------------|------------|------------|------------|------------|---------------|
| | | | First quarter | Annual | | 1 to 4 | 5 to 9 | 10 to 19 | 20 to 49 | 50 to 99 | 100 to 249 | 250 to 499 | 500 to 999 | 1,000 or more |
| BURLINGTON—Con. | | | | | | | | | | | | | | |
| 72 | Accommodation & food services—Con. | | | | | | | | | | | | | |
| 722 | Food services & drinking places | 10 296 | 28 254 | 122 163 | 695 | 278 | 148 | 101 | 119 | 40 | 9 | — | — | — |
| 7221 | Full-service restaurants | 5 006 | 14 376 | 61 230 | 250 | 77 | 56 | 36 | 51 | 24 | 6 | — | — | — |
| 72211 | Full-service restaurants | 5 006 | 14 376 | 61 230 | 250 | 77 | 56 | 36 | 51 | 24 | 6 | — | — | — |
| 722110 | Full-service restaurants | 5 006 | 14 376 | 61 230 | 250 | 77 | 56 | 36 | 51 | 24 | 6 | — | — | — |
| 7222 | Limited-service eating places | 3 865 | 9 852 | 42 587 | 318 | 140 | 63 | 46 | 55 | 13 | 1 | — | — | — |
| 72221 | Limited-service eating places | 3 865 | 9 852 | 42 587 | 318 | 140 | 63 | 46 | 55 | 13 | 1 | — | — | — |
| 722211 | Limited-service restaurants | 3 349 | 8 445 | 36 350 | 246 | 101 | 50 | 32 | 50 | 12 | 1 | — | — | — |
| 722213 | Snack & nonalcoholic beverage bars | 504 | 1 370 | 6 088 | 69 | 37 | 12 | 14 | 5 | 1 | — | — | — | — |
| 7223 | Special food services | 1 075 | 3 194 | 14 496 | 71 | 30 | 14 | 15 | 7 | 3 | 2 | — | — | — |
| 72231 | Food service contractors | 881 | 2 650 | 11 892 | 51 | 16 | 12 | 14 | 5 | 2 | 2 | — | — | — |
| 722310 | Food service contractors | 881 | 2 650 | 11 892 | 51 | 16 | 12 | 14 | 5 | 2 | 2 | — | — | — |
| 72232 | Caterers | 183 | 520 | 2 534 | 16 | 10 | 2 | 1 | 2 | 1 | — | — | — | — |
| 722320 | Caterers | 183 | 520 | 2 534 | 16 | 10 | 2 | 1 | 2 | 1 | — | — | — | — |
| 7224 | Drinking places (alcoholic beverages) | 350 | 832 | 3 850 | 56 | 31 | 15 | 4 | 6 | — | — | — | — | — |
| 72241 | Drinking places (alcoholic beverages) | 350 | 832 | 3 850 | 56 | 31 | 15 | 4 | 6 | — | — | — | — | — |
| 722410 | Drinking places (alcoholic beverages) | 350 | 832 | 3 850 | 56 | 31 | 15 | 4 | 6 | — | — | — | — | — |
| 81 | Other services (except public administration) | 6 659 | 34 623 | 146 638 | 1 050 | 647 | 239 | 103 | 50 | 7 | 4 | — | — | — |
| 811 | Repair & maintenance | 2 055 | 14 980 | 62 022 | 327 | 212 | 66 | 33 | 12 | 2 | 2 | — | — | — |
| 8111 | Automotive repair & maintenance | 1 399 | 8 772 | 35 679 | 244 | 155 | 58 | 22 | 7 | 1 | 1 | — | — | — |
| 81111 | Automotive mechanical & electrical R&M | 572 | 4 262 | 17 404 | 147 | 108 | 28 | 8 | 3 | — | — | — | — | — |
| 811111 | General automotive repair | 436 | 3 285 | 13 419 | 117 | 88 | 21 | 5 | 3 | — | — | — | — | — |
| 811112 | Automotive body, paint, interior & glass repair | 341 | 2 852 | 11 534 | 65 | 34 | 20 | 10 | 1 | — | — | — | — | — |
| 811119 | Other automotive R&M | 486 | 1 658 | 6 741 | 32 | 13 | 10 | 4 | 3 | 1 | 1 | — | — | — |
| 811192 | Car washes | 369 | 1 075 | 4 320 | 21 | 11 | 3 | 3 | 2 | 1 | 1 | — | — | — |
| 8112 | Electronic & precision equipment R&M | 447 | 3 949 | 16 877 | 33 | 18 | 3 | 7 | 3 | 1 | 1 | — | — | — |
| 81121 | Electronic & precision equipment R&M | 447 | 3 949 | 16 877 | 33 | 18 | 3 | 7 | 3 | 1 | 1 | — | — | — |
| 811212 | Computer & office machine R&M | 224 | 2 204 | 9 058 | 14 | 6 | — | 5 | 2 | 1 | — | — | — | — |
| 8113 | Commercial equipment (exc auto & elec) R&M | 136 | 1 792 | 7 342 | 26 | 20 | 1 | 3 | 2 | — | — | — | — | — |
| 81131 | Commercial equipment (exc auto & elec) R&M | 136 | 1 792 | 7 342 | 26 | 20 | 1 | 3 | 2 | — | — | — | — | — |
| 811310 | Commercial equipment (exc auto & elec) R&M | 136 | 1 792 | 7 342 | 26 | 20 | 1 | 3 | 2 | — | — | — | — | — |
| 812 | Personal & laundry services | 2 261 | 9 797 | 42 462 | 365 | 215 | 89 | 41 | 18 | 1 | 1 | — | — | — |
| 8121 | Personal care services | 1 430 | 5 616 | 24 959 | 233 | 126 | 64 | 27 | 15 | 1 | — | — | — | — |
| 81211 | Hair, nail & skin care services | 1 306 | 5 142 | 22 890 | 207 | 112 | 57 | 22 | 15 | 1 | — | — | — | — |
| 812112 | Beauty salons | 1 124 | 4 464 | 20 096 | 169 | 87 | 48 | 19 | 14 | 1 | — | — | — | — |
| 812113 | Nail salons | 139 | 500 | 2 036 | 25 | 14 | 8 | 2 | 1 | — | — | — | — | — |
| 81219 | Other personal care services | 124 | 474 | 2 069 | 26 | 14 | 7 | 5 | — | — | — | — | — | — |
| 8123 | Drycleaning & laundry services | 287 | 1 219 | 5 191 | 66 | 46 | 12 | 7 | 1 | — | — | — | — | — |
| 81232 | Drycleaning & laundry services (exc coin-op) | 185 | 673 | 2 620 | 47 | 32 | 10 | 5 | — | — | — | — | — | — |
| 812320 | Drycleaning & laundry services (exc coin-op) | 185 | 673 | 2 620 | 47 | 32 | 10 | 5 | — | — | — | — | — | — |
| 8129 | Other personal services | 452 | 2 264 | 9 506 | 44 | 29 | 7 | 5 | 2 | — | 1 | — | — | — |
| 81292 | Photofinishing | 275 | 1 496 | 5 777 | 9 | 4 | 3 | 1 | — | — | 1 | — | — | — |
| 81299 | All other personal services | 104 | 539 | 2 581 | 14 | 9 | 1 | 2 | 2 | — | — | — | — | — |
| 812990 | All other personal services | 104 | 539 | 2 581 | 14 | 9 | 1 | 2 | 2 | — | — | — | — | — |
| 813 | Religious, grantmaking, civic, prof & like organizations | 2 343 | 9 846 | 42 154 | 358 | 220 | 84 | 29 | 20 | 4 | 1 | — | — | — |
| 8131 | Religious organizations | 1 746 | 6 057 | 25 212 | 214 | 122 | 52 | 18 | 17 | 4 | 1 | — | — | — |
| 81311 | Religious organizations | 1 746 | 6 057 | 25 212 | 214 | 122 | 52 | 18 | 17 | 4 | 1 | — | — | — |
| 813110 | Religious organizations | 1 746 | 6 057 | 25 212 | 214 | 122 | 52 | 18 | 17 | 4 | 1 | — | — | — |
| 8139 | Business, labor, political, like organizations | 342 | 2 376 | 10 020 | 98 | 77 | 13 | 6 | 2 | — | — | — | — | — |
| 81393 | Labor unions & similar labor organizations | 114 | 578 | 2 267 | 33 | 24 | 5 | 4 | — | — | — | — | — | — |
| 813930 | Labor unions & similar labor organizations | 114 | 578 | 2 267 | 33 | 24 | 5 | 4 | — | — | — | — | — | — |
| 95 | Auxiliaries (exc corporate, subsidiary & regional mgt) | 1 156 | 7 211 | 30 277 | 20 | 6 | 2 | 5 | 3 | 2 | 1 | — | 1 | — |
| 99 | Unclassified establishments | 151 | 656 | 3 525 | 106 | 100 | 3 | 1 | 2 | — | — | — | — | — |
| CAMDEN | | | | | | | | | | | | | | |
| | Total | 181 069 | 1 457 105 | 6 053 849 | 12 528 | 6 581 | 2 417 | 1 696 | 1 176 | 358 | 235 | 44 | 15 | 6 |
| 11 | Forestry, fishing, hunting, and agriculture support | (B) | (D) | (D) | 6 | 2 | 2 | 2 | — | — | — | — | — | — |
| 21 | Mining | (C) | (D) | (D) | 6 | 1 | 1 | 3 | — | 1 | — | — | — | — |
| 22 | Utilities | 659 | 11 225 | 40 682 | 13 | 4 | 1 | 2 | 1 | 2 | 3 | — | — | — |
| 221 | Utilities | 659 | 11 225 | 40 682 | 13 | 4 | 1 | 2 | 1 | 2 | 3 | — | — | — |
| 2211 | Elec pwr generation, transmsn & distribution | (E) | (D) | (D) | 5 | 2 | — | — | — | 1 | 1 | — | — | — |
| 22112 | Electric pwr transmsn, control & distribution | 251 | 4 751 | 15 392 | 3 | — | — | — | — | 1 | 1 | — | — | — |
| 221122 | Electric power distribution | 251 | 4 751 | 15 392 | 3 | — | — | — | — | 1 | 1 | — | — | — |
| 2213 | Water, sewage & other systems | (E) | (D) | (D) | 6 | 2 | — | 2 | — | — | 2 | — | — | — |
| 22131 | Water supply & irrigation systems | (E) | (D) | (D) | 6 | 2 | — | 2 | — | — | 2 | — | — | — |

See footnotes at end of table.

Table 6. Counties—Employees, Payroll, and Establishments by Industry: 2001—Con.

[Excludes most government employees, railroad employees, and self-employed persons. Size class 1 to 4 includes establishments with payroll, but no employees, during mid-March pay period. (D) denotes figures withheld to avoid disclosing data for individual companies; the data are included in broader industry totals. Detailed industries with 100 or more employees are shown if industry was not a (D). For explanation of terms, abbreviations, and data reliability/comparability, see introductory text]

| NAICS code | Industry | Number of employees for week including March 12 | Payroll (\$1,000) | | Total number of establishments | Number of establishments by employment-size class | | | | | | | | |
|--------------------|--|---|-------------------|----------------|--------------------------------|---|------------|------------|------------|-----------|------------|------------|------------|---------------|
| | | | First quarter | Annual | | 1 to 4 | 5 to 9 | 10 to 19 | 20 to 49 | 50 to 99 | 100 to 249 | 250 to 499 | 500 to 999 | 1,000 or more |
| CAMDEN—Con. | | | | | | | | | | | | | | |
| 23 | Construction | 9 799 | 88 601 | 421 667 | 1 209 | 710 | 223 | 161 | 84 | 22 | 9 | | | |
| 233 | Building, developing & general contracting | 2 149 | 18 575 | 91 454 | 315 | 199 | 51 | 38 | 23 | 3 | 1 | | | |
| 2332 | Residential building construction | 1 106 | 8 404 | 44 445 | 215 | 155 | 30 | 16 | 13 | 1 | | | | |
| 23321 | Single-family housing construction | 996 | 7 297 | 39 639 | 206 | 150 | 29 | 15 | 11 | 1 | | | | |
| 233210 | Single-family housing construction | 996 | 7 297 | 39 639 | 206 | 150 | 29 | 15 | 11 | 1 | | | | |
| 23322 | Multifamily housing construction | 110 | 1 107 | 4 806 | 9 | 5 | 1 | 1 | 2 | | | | | |
| 233220 | Multifamily housing construction | 110 | 1 107 | 4 806 | 9 | 5 | 1 | 1 | 2 | | | | | |
| 2333 | Nonresidential building construction | 994 | 9 878 | 45 251 | 90 | 37 | 20 | 20 | 10 | 2 | 1 | | | |
| 23332 | Commercial & institutional bldg construction | 968 | 9 704 | 44 414 | 82 | 32 | 17 | 20 | 10 | 2 | 1 | | | |
| 233320 | Commercial & institutional bldg construction | 968 | 9 704 | 44 414 | 82 | 32 | 17 | 20 | 10 | 2 | 1 | | | |
| 234 | Heavy construction | 631 | 6 302 | 29 837 | 44 | 12 | 11 | 13 | 5 | 3 | | | | |
| 2341 | Highway, street, bridge & tunnel construction | 208 | 2 367 | 11 595 | 13 | 5 | 2 | 3 | 1 | 2 | | | | |
| 23411 | Highway & street construction | (C) | (D) | (D) | 11 | 4 | 2 | 3 | | 2 | | | | |
| 2349 | Other heavy construction | 423 | 3 935 | 18 242 | 31 | 7 | 9 | 10 | 4 | 1 | | | | |
| 23499 | All other heavy construction | 232 | 2 407 | 9 898 | 14 | 3 | 4 | 4 | 2 | 1 | | | | |
| 234990 | All other heavy construction | 232 | 2 407 | 9 898 | 14 | 3 | 4 | 4 | 2 | 1 | | | | |
| 235 | Special trade contractors | 7 019 | 63 724 | 300 376 | 850 | 499 | 161 | 110 | 56 | 16 | 8 | | | |
| 2351 | Plumbing, heating & AC contractor | 1 528 | 13 761 | 62 672 | 188 | 107 | 33 | 28 | 16 | 3 | 1 | | | |
| 23511 | Plumbing, heating & AC contractor | 1 528 | 13 761 | 62 672 | 188 | 107 | 33 | 28 | 16 | 3 | 1 | | | |
| 235110 | Plumbing, heating & AC contractor | 1 528 | 13 761 | 62 672 | 188 | 107 | 33 | 28 | 16 | 3 | 1 | | | |
| 2352 | Painting & wall covering contractors | 328 | 2 023 | 9 704 | 68 | 41 | 17 | 8 | 2 | | | | | |
| 23521 | Painting & wall covering contractors | 328 | 2 023 | 9 704 | 68 | 41 | 17 | 8 | 2 | | | | | |
| 235210 | Painting & wall covering contractors | 328 | 2 023 | 9 704 | 68 | 41 | 17 | 8 | 2 | | | | | |
| 2353 | Electrical contractors | 1 230 | 11 394 | 50 380 | 134 | 74 | 21 | 29 | 6 | 3 | 1 | | | |
| 23531 | Electrical contractors | 1 230 | 11 394 | 50 380 | 134 | 74 | 21 | 29 | 6 | 3 | 1 | | | |
| 235310 | Electrical contractors | 1 230 | 11 394 | 50 380 | 134 | 74 | 21 | 29 | 6 | 3 | 1 | | | |
| 2354 | Masonry, drywall, insulation, tile contractors | 893 | 7 446 | 37 945 | 90 | 51 | 17 | 10 | 7 | 4 | 1 | | | |
| 23541 | Masonry & stone contractors | 330 | 2 311 | 12 079 | 42 | 28 | 7 | 5 | 1 | | | | | |
| 235410 | Masonry & stone contractors | 330 | 2 311 | 12 079 | 42 | 28 | 7 | 5 | 1 | | | | | |
| 23542 | Drywall, acoustical & insulation contractors | 474 | 4 463 | 21 784 | 35 | 14 | 8 | 5 | 4 | 4 | | | | |
| 235420 | Drywall, acoustical & insulation contractors | 474 | 4 463 | 21 784 | 35 | 14 | 8 | 5 | 4 | 4 | | | | |
| 2355 | Carpentry & floor contractors | 790 | 7 175 | 31 176 | 126 | 87 | 21 | 10 | 6 | | 2 | | | |
| 23551 | Carpentry contractors | 472 | 3 893 | 17 527 | 88 | 65 | 15 | 3 | 4 | | 1 | | | |
| 235510 | Carpentry contractors | 472 | 3 893 | 17 527 | 88 | 65 | 15 | 3 | 4 | | 1 | | | |
| 23552 | Floor laying & other floor contractors | 318 | 3 282 | 13 649 | 38 | 22 | 6 | 7 | 2 | | 1 | | | |
| 235520 | Floor laying & other floor contractors | 318 | 3 282 | 13 649 | 38 | 22 | 6 | 7 | 2 | | 1 | | | |
| 2356 | Roofing, siding, & sheet metal contractors | 432 | 3 802 | 18 440 | 65 | 43 | 13 | 5 | 3 | | 1 | | | |
| 23561 | Roofing, siding, & sheet metal contractors | 432 | 3 802 | 18 440 | 65 | 43 | 13 | 5 | 3 | | 1 | | | |
| 235610 | Roofing, siding, & sheet metal contractors | 432 | 3 802 | 18 440 | 65 | 43 | 13 | 5 | 3 | | 1 | | | |
| 2357 | Concrete contractors | 377 | 2 078 | 14 843 | 46 | 25 | 13 | 4 | 2 | 2 | | | | |
| 23571 | Concrete contractors | 377 | 2 078 | 14 843 | 46 | 25 | 13 | 4 | 2 | 2 | | | | |
| 235710 | Concrete contractors | 377 | 2 078 | 14 843 | 46 | 25 | 13 | 4 | 2 | 2 | | | | |
| 2359 | Other special trade contractors | 1 429 | 15 971 | 74 880 | 128 | 67 | 25 | 16 | 14 | 4 | 2 | | | |
| 23591 | Structural steel erection contractors | 210 | 3 494 | 16 467 | 9 | 1 | 1 | 3 | 3 | 1 | | | | |
| 235910 | Structural steel erection contractors | 210 | 3 494 | 16 467 | 9 | 1 | 1 | 3 | 3 | 1 | | | | |
| 23592 | Glass & glazing contractors | 117 | 1 068 | 6 137 | 11 | 7 | 2 | | 1 | 1 | | | | |
| 235920 | Glass & glazing contractors | 117 | 1 068 | 6 137 | 11 | 7 | 2 | | 1 | 1 | | | | |
| 23593 | Excavation contractors | 429 | 4 393 | 23 231 | 37 | 18 | 11 | 3 | 3 | 1 | 1 | | | |
| 235930 | Excavation contractors | 429 | 4 393 | 23 231 | 37 | 18 | 11 | 3 | 3 | 1 | 1 | | | |
| 23599 | All other special trade contractors | 552 | 5 273 | 22 874 | 62 | 40 | 8 | 7 | 5 | 1 | 1 | | | |
| 235990 | All other special trade contractors | 552 | 5 273 | 22 874 | 62 | 40 | 8 | 7 | 5 | 1 | 1 | | | |
| 31-33 | Manufacturing | 19 313 | 186 378 | 729 165 | 610 | 193 | 117 | 105 | 107 | 44 | 35 | 5 | 4 | |
| 311 | Food mfg | 2 475 | 21 078 | 86 511 | 55 | 13 | 11 | 6 | 12 | 5 | 7 | 1 | | |
| 3111 | Animal food mfg | (C) | (D) | (D) | 2 | 1 | | | | | 1 | | | |
| 31111 | Animal food mfg | (C) | (D) | (D) | 2 | 1 | | | | | 1 | | | |
| 3113 | Sugar & confectionery product mfg | (C) | (D) | (D) | 4 | | 2 | | 1 | | 1 | | | |
| 31132 | Choc & confectionery mfg from cacao beans | (C) | (D) | (D) | 1 | | | | | | 1 | | | |
| 3114 | Fruit & veg preserving & specialty food mfg | 322 | 2 642 | 10 256 | 5 | | 1 | | 2 | 1 | 1 | | | |
| 31141 | Frozen food mfg | (C) | (D) | (D) | 3 | | 1 | | 1 | | 1 | | | |
| 31142 | Fruit & veg canning, pickling & drying | (C) | (D) | (D) | 2 | | | | 1 | | 1 | | | |
| 3116 | Animal slaughtering & processing | 341 | 1 846 | 7 704 | 4 | | | | 1 | 1 | 2 | | | |
| 31161 | Animal slaughtering & processing | 341 | 1 846 | 7 704 | 4 | | | | 1 | 1 | 2 | | | |
| 3118 | Bakeries & tortilla mfg | 1 196 | 8 163 | 37 787 | 31 | 9 | 5 | 5 | 7 | 3 | 1 | 1 | | |
| 31181 | Bread & bakery product mfg | 486 | 2 063 | 9 614 | 26 | 9 | 5 | 5 | 5 | 1 | 1 | | | |
| 311812 | Commercial bakeries | 284 | 1 336 | 6 378 | 9 | 5 | 1 | | 1 | 1 | 1 | | | |
| 31182 | Cookie, cracker & pasta mfg | 710 | 6 100 | 28 173 | 5 | | | | 2 | 2 | | 1 | | |
| 3119 | Other food mfg | (C) | (D) | (D) | 7 | 2 | 3 | 1 | | | 1 | | | |
| 31199 | All other food mfg | (C) | (D) | (D) | 2 | 1 | | | | | 1 | | | |
| 312 | Beverage & tobacco product mfg | (E) | (D) | (D) | 4 | | 2 | 1 | | | 1 | | | |
| 3121 | Beverage mfg | (E) | (D) | (D) | 4 | | 2 | 1 | | | 1 | | | |
| 31211 | Soft drink & ice mfg | (C) | (D) | (D) | 3 | | 1 | 1 | | | 1 | | | |
| 315 | Apparel manufacturing | 269 | 1 105 | 4 866 | 14 | 5 | 3 | 3 | 2 | | 1 | | | |
| 3152 | Cut & sew apparel mfg | 196 | 843 | 3 566 | 9 | 4 | 2 | 2 | | | 1 | | | |
| 31521 | Cut & sew apparel contractors | 185 | 800 | 3 369 | 6 | 2 | 1 | 2 | | | 1 | | | |
| 315212 | Women's, girls', infants, cut, sew apparel contr | 185 | 800 | 3 369 | 6 | 2 | 1 | 2 | | | 1 | | | |
| 321 | Wood product mfg | 397 | 2 802 | 10 855 | 17 | 5 | 7 | 3 | | | 2 | | | |
| 3212 | Veneer, plywood & engineered wood product mfg | (C) | (D) | (D) | 1 | | | | | | 1 | | | |
| 32121 | Veneer, plywood & engineered wood product mfg | (C) | (D) | (D) | 1 | | | | | | 1 | | | |
| 3219 | Other wood product mfg | (C) | (D) | (D) | 15 | 4 | 7 | 3 | | | 1 | | | |
| 32199 | All other wood product mfg | 148 | 1 030 | 4 420 | 4 | 1 | 2 | | | | 1 | | | |

See footnotes at end of table.

Table 6. Counties—Employees, Payroll, and Establishments by Industry: 2001—Con.

[Excludes most government employees, railroad employees, and self-employed persons. Size class 1 to 4 includes establishments with payroll, but no employees, during mid-March pay period. (D) denotes figures withheld to avoid disclosing data for individual companies; the data are included in broader industry totals. Detailed industries with 100 or more employees are shown if industry was not a (D). For explanation of terms, abbreviations, and data reliability/comparability, see introductory text]

| NAICS code | Industry | Number of employees for week including March 12 | Payroll (\$1,000) | | Total number of establishments | Number of establishments by employment-size class | | | | | | | | |
|---------------------------------|---|---|-------------------|---------|--------------------------------|---|--------|----------|----------|----------|------------|------------|------------|---------------|
| | | | First quarter | Annual | | 1 to 4 | 5 to 9 | 10 to 19 | 20 to 49 | 50 to 99 | 100 to 249 | 250 to 499 | 500 to 999 | 1,000 or more |
| CAMDEN—Con. | | | | | | | | | | | | | | |
| 31-33 Manufacturing—Con. | | | | | | | | | | | | | | |
| 322 | Paper mfg | 1 070 | 10 435 | 44 177 | 12 | — | 2 | 1 | 3 | 2 | 3 | 1 | — | — |
| 3222 | Converted paper product mfg | (F) | (D) | (D) | 11 | — | 2 | 1 | 3 | 1 | 3 | 1 | — | — |
| 32221 | Paperboard container mfg | 750 | 7 877 | 32 329 | 4 | — | — | — | — | 1 | 2 | 1 | — | — |
| 32223 | Stationery product mfg | 109 | 777 | 4 476 | 4 | — | 1 | — | 3 | — | — | — | — | — |
| 32229 | Other converted paper product mfg | (C) | (D) | (D) | 2 | — | 1 | — | — | — | 1 | — | — | — |
| 323 | Printing & related support activities | 2 612 | 25 413 | 102 085 | 126 | 45 | 27 | 20 | 19 | 10 | 5 | — | — | — |
| 3231 | Printing & related support activities | 2 612 | 25 413 | 102 085 | 126 | 45 | 27 | 20 | 19 | 10 | 5 | — | — | — |
| 32311 | Printing | 2 125 | 19 841 | 83 111 | 107 | 41 | 25 | 14 | 16 | 6 | 5 | — | — | — |
| 323110 | Commercial lithographic printing | 1 374 | 12 843 | 53 952 | 50 | 18 | 8 | 6 | 11 | 3 | 4 | — | — | — |
| 323112 | Commercial flexographic printing | 134 | 1 361 | 5 758 | 4 | 1 | — | 1 | 1 | — | — | — | — | — |
| 323113 | Commercial screen printing | 109 | 1 084 | 3 994 | 11 | 5 | 4 | — | 1 | 1 | — | — | — | — |
| 323114 | Quick printing | 291 | 2 965 | 12 564 | 28 | 14 | 8 | 3 | 2 | — | 1 | — | — | — |
| 323119 | Other commercial printing | 143 | 991 | 4 133 | 9 | 3 | 3 | 2 | — | 1 | — | — | — | — |
| 32312 | Printing support activities | 487 | 5 572 | 18 974 | 19 | 4 | 2 | 6 | 3 | 4 | — | — | — | — |
| 323121 | Tradebinding & related work | 194 | 1 725 | 6 804 | 5 | — | — | 2 | 1 | 2 | — | — | — | — |
| 323122 | Prepress services | 293 | 3 847 | 12 170 | 14 | 4 | 2 | 4 | 2 | 2 | — | — | — | — |
| 325 | Chemical mfg | 1 413 | 15 485 | 61 567 | 18 | 1 | 2 | 3 | 7 | 4 | — | — | 1 | — |
| 3251 | Basic chemical mfg | 104 | 1 439 | 5 097 | 3 | — | — | 1 | 1 | 1 | — | — | — | — |
| 32518 | Other basic inorganic chemical mfg | 104 | 1 439 | 5 097 | 3 | — | — | 1 | 1 | 1 | — | — | — | — |
| 325188 | All other basic inorganic chemical mfg | 104 | 1 439 | 5 097 | 3 | — | — | 1 | 1 | 1 | — | — | — | — |
| 3254 | Pharmaceutical & medicine mfg | (F) | (D) | (D) | 3 | — | — | — | 1 | 1 | — | — | 1 | — |
| 32541 | Pharmaceutical & medicine mfg | (F) | (D) | (D) | 3 | — | — | — | 1 | 1 | — | — | 1 | — |
| 3259 | Other chemical product & preparation mfg | 161 | 1 379 | 5 748 | 4 | — | — | 1 | 2 | 1 | — | — | — | — |
| 32591 | Printing ink mfg | (C) | (D) | (D) | 3 | — | — | 1 | 1 | 1 | — | — | — | — |
| 326 | Plastics & rubber products mfg | 709 | 5 738 | 22 818 | 19 | 3 | 2 | 5 | 5 | 2 | 2 | — | — | — |
| 3261 | Plastics product mfg | (F) | (D) | (D) | 17 | 3 | 2 | 4 | 5 | 1 | 2 | — | — | — |
| 32619 | Other plastics product mfg | 451 | 3 231 | 12 896 | 13 | 3 | 1 | 4 | 3 | — | 2 | — | — | — |
| 3262 | Rubber product mfg | (C) | (D) | (D) | 2 | — | — | 1 | — | 1 | — | — | — | — |
| 327 | Nonmetallic mineral product mfg | 748 | 7 431 | 32 651 | 24 | 7 | 5 | 2 | 6 | 3 | — | 1 | — | — |
| 3273 | Cement & concrete product mfg | (C) | (D) | (D) | 13 | 6 | 3 | 1 | 3 | — | — | — | — | — |
| 3274 | Lime & gypsum product mfg | (C) | (D) | (D) | 2 | — | — | — | — | 2 | — | — | — | — |
| 32742 | Gypsum product mfg | (C) | (D) | (D) | 2 | — | — | — | — | 2 | — | — | — | — |
| 3279 | Other nonmetallic mineral product mfg | 348 | 3 448 | 15 922 | 4 | — | — | 1 | 1 | 1 | — | 1 | — | — |
| 32799 | All other nonmetallic mineral product mfg | 348 | 3 448 | 15 922 | 4 | — | — | 1 | 1 | 1 | — | 1 | — | — |
| 331 | Primary metal mfg | (F) | (D) | (D) | 7 | 4 | 1 | — | 1 | — | — | — | 1 | — |
| 3313 | Alumina & aluminum production & processing .. | (F) | (D) | (D) | 3 | 1 | — | — | 1 | — | — | — | 1 | — |
| 33131 | Alumina & aluminum production & processing .. | (F) | (D) | (D) | 3 | 1 | — | — | 1 | — | — | — | 1 | — |
| 332 | Fabricated metal product mfg | 2 153 | 19 808 | 77 377 | 107 | 31 | 21 | 23 | 22 | 6 | 4 | — | — | — |
| 3321 | Forging & stamping | (E) | (D) | (D) | 3 | 1 | — | — | — | — | 2 | — | — | — |
| 33211 | Forging & stamping | (E) | (D) | (D) | 3 | 1 | — | — | — | — | 2 | — | — | — |
| 3322 | Cutlery & handtool mfg | 120 | 730 | 3 210 | 4 | 1 | 1 | — | 1 | 1 | — | — | — | — |
| 33221 | Cutlery & handtool mfg | 120 | 730 | 3 210 | 4 | 1 | 1 | — | 1 | 1 | — | — | — | — |
| 3323 | Architectural & structural metals mfg | 787 | 7 111 | 27 694 | 25 | 4 | 4 | 3 | 10 | 2 | 2 | — | — | — |
| 33231 | Plate work & fabricated structural prod mfg .. | 124 | 1 134 | 3 004 | 6 | — | 2 | 1 | 3 | — | — | — | — | — |
| 332312 | Fabricated structural metal mfg | 101 | 930 | 2 023 | 3 | — | — | — | 3 | — | — | — | — | — |
| 33232 | Ornamental & architectural metal prod mfg .. | 663 | 5 977 | 24 690 | 19 | 4 | 2 | 2 | 7 | 2 | 2 | — | — | — |
| 3327 | Mach shops, turn prod, screw, nut, bolt mfg | 547 | 5 171 | 19 779 | 46 | 17 | 9 | 13 | 6 | 1 | — | — | — | — |
| 33271 | Machine shops | 420 | 4 014 | 15 355 | 38 | 16 | 9 | 9 | 3 | 1 | — | — | — | — |
| 332710 | Machine shops | 420 | 4 014 | 15 355 | 38 | 16 | 9 | 9 | 3 | 1 | — | — | — | — |
| 33272 | Turned product & screw, nut & bolt mfg | 127 | 1 157 | 4 424 | 8 | 1 | — | 4 | 3 | — | — | — | — | — |
| 3328 | Coating, engrave, heat treating & oth activity ... | 169 | 1 584 | 5 914 | 14 | 5 | 2 | 4 | 3 | — | — | — | — | — |
| 33281 | Coating, engrave, heat treating & oth activity ... | 169 | 1 584 | 5 914 | 14 | 5 | 2 | 4 | 3 | — | — | — | — | — |
| 333 | Machinery mfg | 1 108 | 12 893 | 35 428 | 35 | 12 | 5 | 8 | 6 | 1 | 2 | 1 | — | — |
| 3332 | Industrial machinery mfg | 397 | 5 579 | 6 970 | 4 | — | — | 1 | 2 | — | — | 1 | — | — |
| 33329 | Other industrial machinery mfg | (E) | (D) | (D) | 3 | — | — | 1 | 1 | — | — | 1 | — | — |
| 3334 | HVAC & commercial refrigeration equipment mfg | 268 | 2 643 | 10 002 | 3 | — | — | 1 | 1 | — | 1 | — | — | — |
| 33341 | HVAC & commercial refrigeration equipment mfg | 268 | 2 643 | 10 002 | 3 | — | — | 1 | 1 | — | 1 | — | — | — |
| 3335 | Metalworking machinery mfg | (C) | (D) | (D) | 18 | 6 | 5 | 5 | 2 | — | — | — | — | — |
| 33351 | Metalworking machinery mfg | (C) | (D) | (D) | 18 | 6 | 5 | 5 | 2 | — | — | — | — | — |
| 3339 | Other general purpose machinery mfg | 255 | 2 745 | 11 205 | 6 | 3 | — | — | 1 | 1 | 1 | — | — | — |
| 33392 | Material handling equipment mfg | (C) | (D) | (D) | 4 | 1 | — | — | 1 | 1 | 1 | — | — | — |
| 334 | Computer & electronic product mfg | 2 770 | 34 934 | 132 042 | 33 | 5 | 3 | 7 | 8 | 4 | 3 | 1 | 2 | — |
| 3341 | Computer & peripheral equipment mfg | (F) | (D) | (D) | 3 | 1 | — | 1 | — | — | — | — | 1 | — |
| 33411 | Computer & peripheral equipment mfg | (F) | (D) | (D) | 3 | 1 | — | 1 | — | — | — | — | 1 | — |
| 3342 | Communications equipment mfg | (G) | (D) | (D) | 7 | — | — | 1 | 3 | — | 2 | — | 1 | — |
| 33422 | Radio, TV broadcast & wireless comm equip mfg | 1 126 | 19 552 | 70 552 | 6 | — | — | 1 | 2 | — | 2 | — | 1 | — |
| 334220 | Radio, TV broadcast & wireless comm equip mfg | 1 126 | 19 552 | 70 552 | 6 | — | — | 1 | 2 | — | 2 | — | 1 | — |
| 3344 | Semiconductor & oth electronic component mfg | 373 | 2 420 | 9 038 | 11 | 2 | 1 | 4 | 1 | 2 | 1 | — | — | — |
| 33441 | Semiconductor & oth electronic component mfg | 373 | 2 420 | 9 038 | 11 | 2 | 1 | 4 | 1 | 2 | 1 | — | — | — |
| 334412 | Bare printed circuit board mfg | 173 | 1 077 | 3 990 | 7 | 1 | 1 | 3 | 1 | 1 | — | — | — | — |

See footnotes at end of table.

Table 6. Counties—Employees, Payroll, and Establishments by Industry: 2001—Con.

[Excludes most government employees, railroad employees, and self-employed persons. Size class 1 to 4 includes establishments with payroll, but no employees, during mid-March pay period. (D) denotes figures withheld to avoid disclosing data for individual companies; the data are included in broader industry totals. Detailed industries with 100 or more employees are shown if industry was not a (D). For explanation of terms, abbreviations, and data reliability/comparability, see introductory text]

| NAICS code | Industry | Number of employees for week including March 12 | Payroll (\$1,000) | | Total number of establishments | Number of establishments by employment-size class | | | | | | | | | | | | | | | | | | | |
|---------------------------------|--|---|-------------------|----------------|--------------------------------|---|------------|------------|-----------|-----------|------------|------------|------------|---------------|-----|---|---|---|---|---|---|--|--|--|--|
| | | | First quarter | Annual | | 1 to 4 | 5 to 9 | 10 to 19 | 20 to 49 | 50 to 99 | 100 to 249 | 250 to 499 | 500 to 999 | 1,000 or more | | | | | | | | | | | |
| CAMDEN—Con. | | | | | | | | | | | | | | | | | | | | | | | | | |
| 31-33 Manufacturing—Con. | | | | | | | | | | | | | | | | | | | | | | | | | |
| 334 | Computer & electronic product mfg—Con. | | | | | | | | | | | | | | | | | | | | | | | | |
| 3345 | Nav, measuring, medical, control instruments mfg | 279 | 2 935 | 10 525 | 9 | 1 | 2 | 1 | 3 | 2 | — | — | — | — | — | — | — | — | — | — | — | | | | |
| 33451 | Nav, measuring, medical, control instruments mfg | 279 | 2 935 | 10 525 | 9 | 1 | 2 | 1 | 3 | 2 | — | — | — | — | — | — | — | — | — | — | — | | | | |
| 334515 | Electricity measuring, testing instrument mfg | 240 | 2 573 | 9 143 | 5 | — | — | 1 | 2 | 2 | — | — | — | — | — | — | — | — | — | — | — | | | | |
| 3346 | Mfg & reproducing magnetic & optical media | (E) | (D) | (D) | 2 | — | — | — | 1 | — | — | — | 1 | — | — | — | — | — | — | — | — | | | | |
| 33461 | Mfg & reproducing magnetic & optical media | (E) | (D) | (D) | 2 | — | — | — | 1 | — | — | — | 1 | — | — | — | — | — | — | — | — | | | | |
| 335 | Electrical equip, appliance & component mfg | 375 | 3 647 | 12 218 | 18 | 4 | 7 | 4 | 1 | 1 | 1 | — | — | — | — | — | — | — | — | — | — | | | | |
| 3351 | Electric lighting equipment mfg | 225 | 1 819 | 6 479 | 3 | — | — | 1 | 1 | — | — | — | 1 | — | — | — | — | — | — | — | — | | | | |
| 33512 | Lighting fixture mfg | 225 | 1 819 | 6 479 | 3 | — | — | 1 | 1 | — | — | — | 1 | — | — | — | — | — | — | — | — | | | | |
| 336 | Transportation equipment mfg | 175 | 1 260 | 5 850 | 11 | 5 | 1 | 3 | 1 | 1 | — | — | — | — | — | — | — | — | — | — | — | | | | |
| 3363 | Motor vehicle parts mfg | 111 | 648 | 2 578 | 4 | 1 | 1 | 1 | — | 1 | — | — | — | — | — | — | — | — | — | — | — | | | | |
| 337 | Furniture & related product mfg | 435 | 3 493 | 16 983 | 23 | 6 | 4 | 6 | 5 | 2 | — | — | — | — | — | — | — | — | — | — | — | | | | |
| 3371 | HH & institutional furniture & kitchen cabinet mfg | 187 | 1 541 | 6 976 | 14 | 6 | 2 | 4 | 1 | 1 | — | — | — | — | — | — | — | — | — | — | — | | | | |
| 33712 | Household & institutional furniture mfg | 127 | 1 062 | 4 568 | 7 | 3 | 1 | 1 | 1 | 1 | — | — | — | — | — | — | — | — | — | — | — | | | | |
| 3372 | Office furniture (including fixtures) mfg | 248 | 1 952 | 10 007 | 9 | — | 2 | 2 | 4 | 1 | — | — | — | — | — | — | — | — | — | — | — | | | | |
| 33721 | Office furniture (including fixtures) mfg | 248 | 1 952 | 10 007 | 9 | — | 2 | 2 | 4 | 1 | — | — | — | — | — | — | — | — | — | — | — | | | | |
| 337215 | Showcase, partition, shelving & locker mfg | 124 | 1 023 | 4 372 | 4 | — | — | 1 | 3 | — | — | — | — | — | — | — | — | — | — | — | — | | | | |
| 339 | Miscellaneous mfg | 1 377 | 10 301 | 41 991 | 70 | 38 | 11 | 7 | 8 | 2 | 4 | — | — | — | — | — | — | — | — | — | — | | | | |
| 3391 | Medical equipment & supplies mfg | 787 | 5 347 | 23 617 | 42 | 21 | 5 | 6 | 6 | 2 | 2 | — | — | — | — | — | — | — | — | — | — | | | | |
| 33911 | Medical equipment & supplies mfg | 787 | 5 347 | 23 617 | 42 | 21 | 5 | 6 | 6 | 2 | 2 | — | — | — | — | — | — | — | — | — | — | | | | |
| 339112 | Surgical & medical instrument mfg | 193 | 1 853 | 8 737 | 6 | 2 | — | 1 | 2 | 1 | — | — | — | — | — | — | — | — | — | — | — | | | | |
| 339115 | Ophthalmic goods mfg | 286 | 1 468 | 6 250 | 3 | — | — | — | 1 | — | — | — | — | — | — | — | — | — | — | — | — | | | | |
| 339116 | Dental laboratories | 195 | 1 318 | 5 843 | 27 | 16 | 5 | 4 | 2 | — | — | — | — | — | — | — | — | — | — | — | — | | | | |
| 3399 | Other miscellaneous mfg | 590 | 4 954 | 18 374 | 28 | 17 | 6 | 1 | 2 | — | 2 | — | — | — | — | — | — | — | — | — | — | | | | |
| 33992 | Sporting & athletic goods mfg | (C) | (D) | (D) | 4 | 3 | — | — | — | — | — | — | — | — | — | — | — | — | — | — | — | | | | |
| 33994 | Office supplies (exc paper) mfg | (C) | (D) | (D) | 4 | 1 | 2 | — | — | — | — | — | — | — | — | — | — | — | — | — | — | | | | |
| 42 | Wholesale trade | 10 916 | 117 594 | 470 268 | 843 | 419 | 162 | 129 | 92 | 26 | 11 | 4 | — | — | — | — | — | — | — | — | — | | | | |
| 421 | Wholesale trade, durable goods | 6 291 | 65 350 | 272 227 | 556 | 264 | 119 | 90 | 62 | 15 | 5 | 1 | — | — | — | — | — | — | — | — | — | | | | |
| 4211 | Motor vehicle, motor vehicle pt & supply whsle | 903 | 8 260 | 35 370 | 59 | 25 | 11 | 8 | 10 | 4 | 1 | — | — | — | — | — | — | — | — | — | — | | | | |
| 42111 | Automobile & other motor vehicle whsle | 154 | 2 268 | 8 639 | 16 | 10 | 1 | 2 | 3 | — | — | — | — | — | — | — | — | — | — | — | — | | | | |
| 421110 | Automobile & other motor vehicle whsle | 154 | 2 268 | 8 639 | 16 | 10 | 1 | 2 | 3 | — | — | — | — | — | — | — | — | — | — | — | — | | | | |
| 42112 | Motor vehicle supplies & new parts whsle | 556 | 3 919 | 15 553 | 31 | 11 | 6 | 4 | 7 | 2 | 1 | — | — | — | — | — | — | — | — | — | — | | | | |
| 421120 | Motor vehicle supplies & new parts whsle | 556 | 3 919 | 15 553 | 31 | 11 | 6 | 4 | 7 | 2 | 1 | — | — | — | — | — | — | — | — | — | — | | | | |
| 42113 | Tire & tube whsle | (C) | (D) | (D) | 2 | — | — | — | — | — | — | — | — | — | — | — | — | — | — | — | — | | | | |
| 4212 | Furniture & home furnishing whsle | 483 | 5 913 | 22 843 | 35 | 15 | 7 | 4 | 7 | 2 | — | — | — | — | — | — | — | — | — | — | — | | | | |
| 42121 | Furniture whsle | 115 | 1 391 | 6 398 | 13 | 8 | 1 | 1 | 3 | — | — | — | — | — | — | — | — | — | — | — | — | | | | |
| 421210 | Furniture whsle | 115 | 1 391 | 6 398 | 13 | 8 | 1 | 1 | 3 | — | — | — | — | — | — | — | — | — | — | — | — | | | | |
| 42122 | Home furnishing whsle | 368 | 4 522 | 16 445 | 22 | 7 | 6 | 3 | 4 | 2 | — | — | — | — | — | — | — | — | — | — | — | | | | |
| 421220 | Home furnishing whsle | 368 | 4 522 | 16 445 | 22 | 7 | 6 | 3 | 4 | 2 | — | — | — | — | — | — | — | — | — | — | — | | | | |
| 4213 | Lumber & other construction materials whsle | 383 | 4 048 | 16 921 | 38 | 17 | 7 | 9 | 4 | 1 | — | — | — | — | — | — | — | — | — | — | — | | | | |
| 42132 | Brick & related construction material whsle | 196 | 1 818 | 7 918 | 11 | 2 | 3 | 3 | 2 | 1 | — | — | — | — | — | — | — | — | — | — | — | | | | |
| 421320 | Brick & related construction material whsle | 196 | 1 818 | 7 918 | 11 | 2 | 3 | 3 | 2 | 1 | — | — | — | — | — | — | — | — | — | — | — | | | | |
| 4214 | Professional & commercial equip & supp whsle | 785 | 8 925 | 35 804 | 76 | 40 | 19 | 4 | 11 | 1 | 1 | — | — | — | — | — | — | — | — | — | — | | | | |
| 42142 | Office equipment whsle | 184 | 2 408 | 9 388 | 11 | 2 | 5 | — | 3 | 1 | — | — | — | — | — | — | — | — | — | — | — | | | | |
| 421420 | Office equipment whsle | 184 | 2 408 | 9 388 | 11 | 2 | 5 | — | 3 | 1 | — | — | — | — | — | — | — | — | — | — | — | | | | |
| 42143 | Computer & peripheral equip & software whsle | 221 | 2 775 | 11 378 | 30 | 17 | 8 | 1 | 4 | — | — | — | — | — | — | — | — | — | — | — | — | | | | |
| 421430 | Computer & peripheral equip & software whsle | 221 | 2 775 | 11 378 | 30 | 17 | 8 | 1 | 4 | — | — | — | — | — | — | — | — | — | — | — | — | | | | |
| 42145 | Medical, dental, hospital equip & supp whsle | 247 | 2 462 | 10 249 | 20 | 13 | 4 | 1 | 1 | — | 1 | — | — | — | — | — | — | — | — | — | — | | | | |
| 421450 | Medical, dental, hospital equip & supp whsle | 247 | 2 462 | 10 249 | 20 | 13 | 4 | 1 | 1 | — | 1 | — | — | — | — | — | — | — | — | — | — | | | | |
| 4215 | Metal & mineral (except petroleum) whsle | 367 | 3 462 | 16 903 | 32 | 16 | 6 | 7 | 1 | 2 | — | — | — | — | — | — | — | — | — | — | — | | | | |
| 42151 | Metal service centers & offices whsle | 367 | 3 462 | 16 903 | 32 | 16 | 6 | 7 | 1 | 2 | — | — | — | — | — | — | — | — | — | — | — | | | | |
| 421510 | Metal service centers & offices whsle | 367 | 3 462 | 16 903 | 32 | 16 | 6 | 7 | 1 | 2 | — | — | — | — | — | — | — | — | — | — | — | | | | |
| 4216 | Electrical goods whsle | 648 | 7 950 | 30 516 | 65 | 29 | 12 | 15 | 8 | 1 | — | — | — | — | — | — | — | — | — | — | — | | | | |
| 42161 | Elec equip, wiring supp, const material whsle | 308 | 3 697 | 14 549 | 33 | 14 | 7 | 7 | 5 | — | — | — | — | — | — | — | — | — | — | — | — | | | | |
| 421610 | Elec equip, wiring supp, const material whsle | 308 | 3 697 | 14 549 | 33 | 14 | 7 | 7 | 5 | — | — | — | — | — | — | — | — | — | — | — | — | | | | |
| 42162 | Electric appliance, TV, radio set whsle | 131 | 1 365 | 5 161 | 6 | 3 | 1 | — | 1 | — | — | — | — | — | — | — | — | — | — | — | — | | | | |
| 421620 | Electric appliance, TV, radio set whsle | 131 | 1 365 | 5 161 | 6 | 3 | 1 | — | 1 | — | — | — | — | — | — | — | — | — | — | — | — | | | | |
| 42169 | Other electronic parts & equipment whsle | 209 | 2 888 | 10 806 | 26 | 12 | 4 | 8 | 2 | — | — | — | — | — | — | — | — | — | — | — | — | | | | |
| 421690 | Other electronic parts & equipment whsle | 209 | 2 888 | 10 806 | 26 | 12 | 4 | 8 | 2 | — | — | — | — | — | — | — | — | — | — | — | — | | | | |
| 4217 | Hardware, plumb & heating equip & sup whsle | 591 | 5 345 | 22 639 | 54 | 21 | 17 | 11 | 3 | 1 | 1 | — | — | — | — | — | — | — | — | — | — | | | | |
| 42171 | Hardware whsle | 331 | 2 868 | 12 312 | 24 | 9 | 7 | 6 | 1 | — | — | — | — | — | — | — | — | — | — | — | — | | | | |
| 421710 | Hardware whsle | 331 | 2 868 | 12 312 | 24 | 9 | 7 | 6 | 1 | — | — | — | — | — | — | — | — | — | — | — | — | | | | |
| 42173 | Warm air heating & AC equip & supplies whsle | 175 | 1 642 | 6 564 | 18 | 7 | 7 | 2 | 1 | 1 | — | — | — | — | — | — | — | — | — | — | — | | | | |
| 421730 | Warm air heating & AC equip & supplies whsle | 175 | 1 642 | 6 564 | 18 | 7 | 7 | 2 | 1 | 1 | — | — | — | — | —</ | | | | | | | | | | |

Table 6. Counties—Employees, Payroll, and Establishments by Industry: 2001—Con.

[Excludes most government employees, railroad employees, and self-employed persons. Size class 1 to 4 includes establishments with payroll, but no employees, during mid-March pay period. (D) denotes figures withheld to avoid disclosing data for individual companies; the data are included in broader industry totals. Detailed industries with 100 or more employees are shown if industry was not a (D). For explanation of terms, abbreviations, and data reliability/comparability, see introductory text]

| NAICS code | Industry | Number of employees for week including March 12 | Payroll (\$1,000) | | Total number of establishments | Number of establishments by employment-size class | | | | | | | | |
|-----------------------------|--|---|-------------------|----------------|--------------------------------|---|------------|------------|------------|-----------|------------|------------|------------|---------------|
| | | | First quarter | Annual | | 1 to 4 | 5 to 9 | 10 to 19 | 20 to 49 | 50 to 99 | 100 to 249 | 250 to 499 | 500 to 999 | 1,000 or more |
| CAMDEN—Con. | | | | | | | | | | | | | | |
| Wholesale trade—Con. | | | | | | | | | | | | | | |
| 421 | Wholesale trade, durable goods—Con. | | | | | | | | | | | | | |
| 4219 | Miscellaneous durable goods whsle | 667 | 5 835 | 28 955 | 74 | 38 | 11 | 19 | 4 | 2 | — | — | — | — |
| 42193 | Recyclable material whsle | 364 | 3 190 | 13 161 | 34 | 14 | 6 | 10 | 3 | 1 | — | — | — | — |
| 421930 | Recyclable material whsle | 364 | 3 190 | 13 161 | 34 | 14 | 6 | 10 | 3 | 1 | — | — | — | — |
| 42199 | Other miscellaneous durable goods whsle | 121 | 884 | 3 637 | 20 | 13 | 3 | 3 | 1 | — | — | — | — | — |
| 421990 | Other miscellaneous durable goods whsle | 121 | 884 | 3 637 | 20 | 13 | 3 | 3 | 1 | — | — | — | — | — |
| 422 | Wholesale trade, nondurable goods | 4 625 | 52 244 | 198 041 | 287 | 155 | 43 | 39 | 30 | 11 | 6 | 3 | — | — |
| 4221 | Paper & paper product whsle | 623 | 6 412 | 27 667 | 40 | 19 | 7 | 9 | 2 | 2 | 1 | — | — | — |
| 42211 | Printing & writing paper whsle | 122 | 1 557 | 5 960 | 9 | 3 | 3 | 2 | — | 1 | — | — | — | — |
| 422110 | Printing & writing paper whsle | 122 | 1 557 | 5 960 | 9 | 3 | 3 | 2 | — | 1 | — | — | — | — |
| 42212 | Stationery & office supplies whsle | 410 | 3 554 | 15 965 | 17 | 7 | 3 | 4 | 1 | 1 | 1 | — | — | — |
| 422120 | Stationery & office supplies whsle | 410 | 3 554 | 15 965 | 17 | 7 | 3 | 4 | 1 | 1 | 1 | — | — | — |
| 4223 | Apparel, piece goods & notions whsle | (E) | (D) | 35 21 | 35 | 21 | 6 | 5 | 2 | 1 | — | — | — | — |
| 42233 | Women's, children's, infants' clothing whsle | 127 | 659 | 3 812 | 15 | 11 | — | 3 | — | 1 | — | — | — | — |
| 422330 | Women's, children's, infants' clothing whsle | 127 | 659 | 3 812 | 15 | 11 | — | 3 | — | 1 | — | — | — | — |
| 4224 | Grocery & related product whsle | 1 837 | 22 517 | 85 614 | 89 | 43 | 12 | 13 | 14 | 4 | 1 | 2 | — | — |
| 42241 | General line grocery whsle | 115 | 1 559 | 7 256 | 11 | 5 | 3 | 1 | 2 | — | — | — | — | — |
| 422410 | General line grocery whsle | 115 | 1 559 | 7 256 | 11 | 5 | 3 | 1 | 2 | — | — | — | — | — |
| 42242 | Packaged frozen food whsle | 148 | 1 273 | 5 726 | 9 | 3 | — | 3 | 3 | — | — | — | — | — |
| 422420 | Packaged frozen food whsle | 148 | 1 273 | 5 726 | 9 | 3 | — | 3 | 3 | — | — | — | — | — |
| 42244 | Poultry & poultry product whsle | 144 | 1 248 | 5 099 | 3 | — | — | 1 | 1 | 1 | — | — | — | — |
| 422440 | Poultry & poultry product whsle | 144 | 1 248 | 5 099 | 3 | — | — | 1 | 1 | 1 | — | — | — | — |
| 42247 | Meat & meat product whsle | 430 | 3 265 | 13 570 | 7 | 3 | — | 1 | — | 2 | — | 1 | — | — |
| 422470 | Meat & meat product whsle | 430 | 3 265 | 13 570 | 7 | 3 | — | 1 | — | 2 | — | 1 | — | — |
| 42249 | Other grocery & related products whsle | 799 | 13 137 | 43 155 | 30 | 14 | 4 | 3 | 6 | 1 | 1 | 1 | — | — |
| 422490 | Other grocery & related products whsle | 799 | 13 137 | 43 155 | 30 | 14 | 4 | 3 | 6 | 1 | 1 | 1 | — | — |
| 4226 | Chemical & allied products whsle | 355 | 3 317 | 13 505 | 37 | 23 | 6 | 3 | 4 | — | 1 | — | — | — |
| 42261 | Plastics materials & basic forms, shapes whsle | 179 | 1 514 | 5 788 | 14 | 8 | 3 | 2 | — | — | 1 | — | — | — |
| 422610 | Plastics materials & basic forms, shapes whsle | 179 | 1 514 | 5 788 | 14 | 8 | 3 | 2 | — | — | 1 | — | — | — |
| 42269 | Other chemical & allied products whsle | 176 | 1 803 | 7 717 | 23 | 15 | 3 | 1 | 4 | — | — | — | — | — |
| 422690 | Other chemical & allied products whsle | 176 | 1 803 | 7 717 | 23 | 15 | 3 | 1 | 4 | — | — | — | — | — |
| 4228 | Beer, wine, distilled alcoholic beverage whsle | 250 | 3 821 | 15 218 | 6 | 3 | — | — | 1 | 1 | 1 | — | — | — |
| 42282 | Wine & distilled alcoholic beverage whsle | (C) | (D) | 5 | 5 | 3 | — | — | — | 1 | — | — | — | — |
| 4229 | Miscellaneous nondurable goods whsle | 1 098 | 8 437 | 30 835 | 61 | 39 | 7 | 5 | 4 | 3 | 2 | 1 | — | — |
| 42291 | Farm supplies whsle | 138 | 1 935 | 6 134 | 7 | 4 | — | 1 | 1 | 1 | — | — | — | — |
| 422910 | Farm supplies whsle | 138 | 1 935 | 6 134 | 7 | 4 | — | 1 | 1 | 1 | — | — | — | — |
| 42292 | Book, periodical & newspaper whsle | 530 | 3 632 | 13 782 | 7 | 4 | — | — | — | 1 | 1 | 1 | — | — |
| 422920 | Book, periodical & newspaper whsle | 530 | 3 632 | 13 782 | 7 | 4 | — | — | — | 1 | 1 | 1 | — | — |
| 42294 | Tobacco & tobacco product whsle | 144 | 1 128 | 2 810 | 8 | 6 | 1 | — | — | — | 1 | — | — | — |
| 422940 | Tobacco & tobacco product whsle | 144 | 1 128 | 2 810 | 8 | 6 | 1 | — | — | — | 1 | — | — | — |
| 42299 | Other miscellaneous nondurable goods whsle | 230 | 1 323 | 6 283 | 30 | 20 | 3 | 4 | 2 | 1 | — | — | — | — |
| 422990 | Other miscellaneous nondurable goods whsle | 230 | 1 323 | 6 283 | 30 | 20 | 3 | 4 | 2 | 1 | — | — | — | — |
| 44-45 | Retail trade | 26 191 | 143 122 | 601 431 | 2 040 | 981 | 427 | 348 | 198 | 44 | 34 | 8 | — | — |
| 441 | Motor vehicle & parts dealers | 2 659 | 23 613 | 106 274 | 156 | 62 | 31 | 26 | 23 | 12 | 2 | — | — | — |
| 4411 | Automobile dealers | 1 593 | 15 988 | 74 081 | 61 | 28 | 7 | 3 | 10 | 11 | 2 | — | — | — |
| 44111 | New car dealers | 1 377 | 14 521 | 67 182 | 28 | 7 | — | — | 9 | 10 | 2 | — | — | — |
| 441110 | New car dealers | 1 377 | 14 521 | 67 182 | 28 | 7 | — | — | 9 | 10 | 2 | — | — | — |
| 44112 | Used car dealers | 216 | 1 467 | 6 899 | 33 | 21 | 7 | 3 | 1 | 1 | — | — | — | — |
| 441120 | Used car dealers | 216 | 1 467 | 6 899 | 33 | 21 | 7 | 3 | 1 | 1 | — | — | — | — |
| 4412 | Other motor vehicle dealers | 221 | 1 871 | 7 775 | 15 | 8 | — | 3 | 3 | 1 | — | — | — | — |
| 44122 | Motorcycle & boat & other MV dealers | 202 | 1 802 | 7 449 | 12 | 6 | — | 2 | 3 | 1 | — | — | — | — |
| 4413 | Automotive parts, accessories & tire stores | 845 | 5 754 | 24 418 | 80 | 26 | 24 | 20 | 10 | — | — | — | — | — |
| 44131 | Automotive parts, accessories & tire stores | 642 | 4 179 | 18 001 | 54 | 19 | 15 | 11 | 9 | — | — | — | — | — |
| 441310 | Automotive parts, accessories & tire stores | 642 | 4 179 | 18 001 | 54 | 19 | 15 | 11 | 9 | — | — | — | — | — |
| 44132 | Tire dealers | 203 | 1 575 | 6 417 | 26 | 7 | 9 | 9 | 1 | — | — | — | — | — |
| 441320 | Tire dealers | 203 | 1 575 | 6 417 | 26 | 7 | 9 | 9 | 1 | — | — | — | — | — |
| 442 | Furniture & home furnishing stores | 1 186 | 7 574 | 27 540 | 133 | 67 | 27 | 22 | 15 | 2 | — | — | — | — |
| 4421 | Furniture stores | 647 | 4 280 | 15 445 | 67 | 31 | 15 | 10 | 10 | 1 | — | — | — | — |
| 44211 | Furniture stores | 647 | 4 280 | 15 445 | 67 | 31 | 15 | 10 | 10 | 1 | — | — | — | — |
| 442110 | Furniture stores | 647 | 4 280 | 15 445 | 67 | 31 | 15 | 10 | 10 | 1 | — | — | — | — |
| 4422 | Home furnishings stores | 539 | 3 294 | 12 095 | 66 | 36 | 12 | 5 | 1 | — | — | — | — | — |
| 44221 | Floor covering stores | 167 | 1 353 | 5 390 | 36 | 22 | 10 | 4 | — | — | — | — | — | — |
| 442210 | Floor covering stores | 167 | 1 353 | 5 390 | 36 | 22 | 10 | 4 | — | — | — | — | — | — |
| 44229 | Other home furnishings stores | 372 | 1 941 | 6 705 | 30 | 14 | 2 | 8 | 5 | 1 | — | — | — | — |
| 443 | Electronics & appliance stores | 597 | 3 680 | 15 755 | 90 | 46 | 27 | 13 | 3 | 1 | — | — | — | — |
| 4431 | Electronics & appliance stores | 597 | 3 680 | 15 755 | 90 | 46 | 27 | 13 | 3 | 1 | — | — | — | — |
| 44311 | Appliance, TV & all other electronics stores | 394 | 2 365 | 10 299 | 53 | 26 | 15 | 9 | 2 | 1 | — | — | — | — |
| 443111 | Household appliance stores | 120 | 700 | 2 580 | 16 | 6 | 4 | 5 | 1 | — | — | — | — | — |
| 443112 | Radio, television & other electronics stores | 274 | 1 665 | 7 719 | 37 | 20 | 11 | 4 | 1 | 1 | — | — | — | — |
| 44312 | Computer & software stores | (C) | (D) | (D) | 29 | 17 | 8 | 3 | 1 | — | — | — | — | — |
| 444 | Bldg material & garden equip & supp dealers | 2 361 | 18 384 | 84 043 | 140 | 56 | 31 | 29 | 14 | 4 | 6 | — | — | — |
| 4441 | Building material & supplies dealers | 2 187 | 17 677 | 79 942 | 122 | 47 | 30 | 22 | 14 | 3 | 6 | — | — | — |
| 44411 | Home centers | (F) | (D) | (D) | 6 | 2 | — | — | — | — | 4 | — | — | — |
| 44413 | Hardware stores | 210 | 1 253 | 7 712 | 20 | 9 | 5 | 2 | 3 | 1 | — | — | — | — |
| 444130 | Hardware stores | 210 | 1 253 | 7 712 | 20 | 9 | 5 | 2 | 3 | 1 | — | — | — | — |
| 44419 | Other building material dealers | 1 137 | 11 381 | 48 513 | 80 | 24 | 22 | 19 | 11 | 2 | 2 | — | — | — |
| 444190 | Other building material dealers | 1 137 | 11 381 | 48 513 | 80 | 24 | 22 | 19 | 11 | 2 | 2 | — | — | — |
| 4442 | Lawn & garden equip & supplies stores | 174 | 707 | 4 101 | 18 | 9 | 1 | 7 | — | 1 | — | — | — | — |
| 44422 | Nursery & garden centers | 156 | 584 | 3 373 | 15 | 8 | — | 6 | — | 1 | — | — | — | — |
| 444220 | Nursery & garden centers | 156 | 584 | 3 373 | 15 | 8 | — | 6 | — | 1 | — | — | — | — |

See footnotes at end of table.

Table 6. Counties—Employees, Payroll, and Establishments by Industry: 2001—Con.

[Excludes most government employees, railroad employees, and self-employed persons. Size class 1 to 4 includes establishments with payroll, but no employees, during mid-March pay period. (D) denotes figures withheld to avoid disclosing data for individual companies; the data are included in broader industry totals. Detailed industries with 100 or more employees are shown if industry was not a (D). For explanation of terms, abbreviations, and data reliability/comparability, see introductory text]

| NAICS code | Industry | Number of employees for week including March 12 | Payroll (\$1,000) | | Total number of establishments | Number of establishments by employment-size class | | | | | | | | | |
|--------------------------------|--|---|-------------------|---------|--------------------------------|---|--------|----------|----------|----------|------------|------------|------------|---------------|--|
| | | | First quarter | Annual | | 1 to 4 | 5 to 9 | 10 to 19 | 20 to 49 | 50 to 99 | 100 to 249 | 250 to 499 | 500 to 999 | 1,000 or more | |
| CAMDEN—Con. | | | | | | | | | | | | | | | |
| 44-45 Retail trade—Con. | | | | | | | | | | | | | | | |
| 445 | Food & beverage stores | 5 821 | 24 772 | 102 668 | 403 | 219 | 65 | 60 | 38 | 5 | 12 | 4 | — | — | |
| 4451 | Grocery stores | 4 824 | 21 564 | 87 827 | 230 | 124 | 21 | 37 | 27 | 5 | 12 | 4 | — | — | |
| 44511 | Grocery (except convenience) stores | 3 698 | 17 673 | 71 034 | 126 | 82 | 7 | 13 | 4 | 4 | 12 | 4 | — | — | |
| 445110 | Grocery (except convenience) stores | 3 698 | 17 673 | 71 034 | 126 | 82 | 7 | 13 | 4 | 4 | 12 | 4 | — | — | |
| 44512 | Convenience stores | 1 126 | 3 891 | 16 793 | 104 | 42 | 14 | 24 | 23 | 1 | — | — | — | — | |
| 445120 | Convenience stores | 1 126 | 3 891 | 16 793 | 104 | 42 | 14 | 24 | 23 | 1 | — | — | — | — | |
| 4452 | Specialty food stores | 340 | 1 025 | 5 231 | 72 | 47 | 14 | 7 | 4 | — | — | — | — | — | |
| 44529 | Other specialty food stores | 167 | 374 | 1 729 | 41 | 28 | 8 | 3 | 2 | — | — | — | — | — | |
| 4453 | Beer, wine & liquor stores | 657 | 2 183 | 9 610 | 101 | 48 | 30 | 16 | 7 | — | — | — | — | — | |
| 44531 | Beer, wine & liquor stores | 657 | 2 183 | 9 610 | 101 | 48 | 30 | 16 | 7 | — | — | — | — | — | |
| 445310 | Beer, wine & liquor stores | 657 | 2 183 | 9 610 | 101 | 48 | 30 | 16 | 7 | — | — | — | — | — | |
| 446 | Health & personal care stores | 2 601 | 12 308 | 53 280 | 179 | 62 | 30 | 43 | 35 | 7 | 2 | — | — | — | |
| 4461 | Health & personal care stores | 2 601 | 12 308 | 53 280 | 179 | 62 | 30 | 43 | 35 | 7 | 2 | — | — | — | |
| 44611 | Pharmacies & drug stores | 2 113 | 10 084 | 43 838 | 94 | 7 | 12 | 36 | 30 | 7 | 2 | — | — | — | |
| 446110 | Pharmacies & drug stores | 2 113 | 10 084 | 43 838 | 94 | 7 | 12 | 36 | 30 | 7 | 2 | — | — | — | |
| 44612 | Cosmetics, beauty supplies & perfume stores | 137 | 342 | 1 365 | 18 | 11 | 4 | 2 | 1 | — | — | — | — | — | |
| 446120 | Cosmetics, beauty supplies & perfume stores | 137 | 342 | 1 365 | 18 | 11 | 4 | 2 | 1 | — | — | — | — | — | |
| 44613 | Optical goods stores | 142 | 803 | 3 329 | 29 | 19 | 8 | — | 2 | — | — | — | — | — | |
| 446130 | Optical goods stores | 142 | 803 | 3 329 | 29 | 19 | 8 | — | 2 | — | — | — | — | — | |
| 44619 | Other health & personal care stores | 209 | 1 079 | 4 748 | 38 | 25 | 6 | 5 | 2 | — | — | — | — | — | |
| 446191 | Food (health) supplement stores | 114 | 337 | 1 305 | 21 | 13 | 4 | 3 | 1 | — | — | — | — | — | |
| 447 | Gasoline stations | 860 | 3 387 | 13 850 | 153 | 94 | 26 | 28 | 5 | — | — | — | — | — | |
| 4471 | Gasoline stations | 860 | 3 387 | 13 850 | 153 | 94 | 26 | 28 | 5 | — | — | — | — | — | |
| 44711 | Gasoline stations with convenience stores | 253 | 1 048 | 4 184 | 46 | 29 | 9 | 6 | 2 | — | — | — | — | — | |
| 447110 | Gasoline stations with convenience stores | 253 | 1 048 | 4 184 | 46 | 29 | 9 | 6 | 2 | — | — | — | — | — | |
| 44719 | Other gasoline stations | 607 | 2 339 | 9 666 | 107 | 65 | 17 | 22 | 3 | — | — | — | — | — | |
| 447190 | Other gasoline stations | 607 | 2 339 | 9 666 | 107 | 65 | 17 | 22 | 3 | — | — | — | — | — | |
| 448 | Clothing & clothing accessories stores | 2 654 | 9 314 | 37 538 | 299 | 131 | 79 | 60 | 25 | 4 | — | — | — | — | |
| 4481 | Clothing stores | 1 967 | 6 334 | 25 943 | 176 | 65 | 39 | 45 | 23 | 4 | — | — | — | — | |
| 44811 | Men's clothing stores | 215 | 836 | 3 430 | 28 | 14 | 7 | 4 | 3 | — | — | — | — | — | |
| 448110 | Men's clothing stores | 215 | 836 | 3 430 | 28 | 14 | 7 | 4 | 3 | — | — | — | — | — | |
| 44812 | Women's clothing stores | 774 | 2 394 | 9 671 | 79 | 25 | 19 | 28 | 6 | 1 | — | — | — | — | |
| 448120 | Women's clothing stores | 774 | 2 394 | 9 671 | 79 | 25 | 19 | 28 | 6 | 1 | — | — | — | — | |
| 44813 | Children's & infants' clothing stores | 214 | 632 | 2 766 | 16 | 4 | 4 | 6 | 1 | 1 | — | — | — | — | |
| 448130 | Children's & infants' clothing stores | 214 | 632 | 2 766 | 16 | 4 | 4 | 6 | 1 | 1 | — | — | — | — | |
| 44814 | Family clothing stores | 572 | 1 623 | 7 108 | 30 | 12 | 2 | 4 | 10 | 2 | — | — | — | — | |
| 448140 | Family clothing stores | 572 | 1 623 | 7 108 | 30 | 12 | 2 | 4 | 10 | 2 | — | — | — | — | |
| 44819 | Other clothing stores | 122 | 560 | 2 095 | 14 | 8 | 3 | 1 | 2 | — | — | — | — | — | |
| 448190 | Other clothing stores | 122 | 560 | 2 095 | 14 | 8 | 3 | 1 | 2 | — | — | — | — | — | |
| 4482 | Shoe stores | 383 | 1 445 | 5 542 | 64 | 30 | 25 | 8 | 1 | — | — | — | — | — | |
| 44821 | Shoe stores | 383 | 1 445 | 5 542 | 64 | 30 | 25 | 8 | 1 | — | — | — | — | — | |
| 448210 | Shoe stores | 383 | 1 445 | 5 542 | 64 | 30 | 25 | 8 | 1 | — | — | — | — | — | |
| 4483 | Jewelry, luggage & leather goods stores | 304 | 1 535 | 6 053 | 59 | 36 | 15 | 7 | 1 | — | — | — | — | — | |
| 44831 | Jewelry stores | 289 | 1 417 | 5 524 | 56 | 35 | 13 | 7 | 1 | — | — | — | — | — | |
| 448310 | Jewelry stores | 289 | 1 417 | 5 524 | 56 | 35 | 13 | 7 | 1 | — | — | — | — | — | |
| 451 | Sporting goods, hobby, book & music stores | 949 | 4 297 | 18 031 | 99 | 43 | 28 | 13 | 13 | 2 | — | — | — | — | |
| 4511 | Sporting goods, hobby, musical instrument stores | 640 | 3 178 | 13 303 | 56 | 19 | 18 | 9 | 8 | 2 | — | — | — | — | |
| 45111 | Sporting goods stores | 198 | 911 | 4 101 | 21 | 7 | 8 | 2 | 4 | — | — | — | — | — | |
| 451110 | Sporting goods stores | 198 | 911 | 4 101 | 21 | 7 | 8 | 2 | 4 | — | — | — | — | — | |
| 45112 | Hobby, toy & game stores | 209 | 746 | 2 997 | 22 | 9 | 7 | 5 | — | 1 | — | — | — | — | |
| 451120 | Hobby, toy & game stores | 209 | 746 | 2 997 | 22 | 9 | 7 | 5 | — | 1 | — | — | — | — | |
| 45114 | Musical instrument & supplies stores | 181 | 1 335 | 5 526 | 5 | — | — | — | 4 | 1 | — | — | — | — | |
| 451140 | Musical instrument & supplies stores | 181 | 1 335 | 5 526 | 5 | — | — | — | 4 | 1 | — | — | — | — | |
| 4512 | Book, periodical & music stores | 309 | 1 119 | 4 728 | 43 | 24 | 10 | 4 | 5 | — | — | — | — | — | |
| 45121 | Book stores & news dealers | 109 | 590 | 2 529 | 25 | 19 | 3 | 2 | 1 | — | — | — | — | — | |
| 45122 | Prerecorded tape, CD & record stores | 200 | 529 | 2 199 | 18 | 5 | 7 | 2 | 4 | — | — | — | — | — | |
| 451220 | Prerecorded tape, CD & record stores | 200 | 529 | 2 199 | 18 | 5 | 7 | 2 | 4 | — | — | — | — | — | |
| 452 | General merchandise stores | 3 724 | 15 629 | 63 102 | 74 | 24 | 18 | 11 | 3 | 4 | 11 | 3 | — | — | |
| 4521 | Department stores | 2 863 | 12 183 | 49 102 | 20 | 3 | — | — | 2 | 4 | 8 | 3 | — | — | |
| 45211 | Department stores | 2 863 | 12 183 | 49 102 | 20 | 3 | — | — | 2 | 4 | 8 | 3 | — | — | |
| 452110 | Department stores | 2 863 | 12 183 | 49 102 | 20 | 3 | — | — | 2 | 4 | 8 | 3 | — | — | |
| 4529 | Other general merchandise stores | 861 | 3 446 | 14 000 | 54 | 21 | 18 | 11 | 1 | — | 3 | — | — | — | |
| 45291 | Warehouse clubs & superstores | (C) | (D) | (D) | 1 | — | — | — | — | — | 1 | — | — | — | |
| 45299 | All other general merchandise stores | (F) | (D) | (D) | 53 | 21 | 18 | 11 | 1 | — | 2 | — | — | — | |
| 453 | Miscellaneous store retailers | 1 495 | 5 349 | 25 251 | 228 | 133 | 44 | 34 | 16 | 1 | — | — | — | — | |
| 4531 | Florists | 301 | 1 102 | 4 685 | 54 | 33 | 11 | 9 | 1 | — | — | — | — | — | |
| 45311 | Florists | 301 | 1 102 | 4 685 | 54 | 33 | 11 | 9 | 1 | — | — | — | — | — | |
| 453110 | Florists | 301 | 1 102 | 4 685 | 54 | 33 | 11 | 9 | 1 | — | — | — | — | — | |
| 4532 | Office supplies, stationery & gift stores | 630 | 2 073 | 9 778 | 83 | 42 | 18 | 14 | 9 | — | — | — | — | — | |
| 45321 | Office supplies & stationery stores | 175 | 827 | 3 303 | 13 | 3 | 2 | 4 | 4 | — | — | — | — | — | |
| 453210 | Office supplies & stationery stores | 175 | 827 | 3 303 | 13 | 3 | 2 | 4 | 4 | — | — | — | — | — | |
| 45322 | Gift, novelty & souvenir stores | 455 | 1 246 | 6 475 | 70 | 39 | 16 | 10 | 5 | — | — | — | — | — | |
| 453220 | Gift, novelty & souvenir stores | 455 | 1 246 | 6 475 | 70 | 39 | 16 | 10 | 5 | — | — | — | — | — | |
| 4533 | Used merchandise stores | 134 | 378 | 1 653 | 16 | 10 | 3 | 1 | 1 | 1 | — | — | — | — | |
| 45331 | Used merchandise stores | 134 | 378 | 1 653 | 16 | 10 | 3 | 1 | 1 | 1 | — | — | — | — | |
| 453310 | Used merchandise stores | 134 | 378 | 1 653 | 16 | 10 | 3 | 1 | 1 | 1 | — | — | — | — | |
| 4539 | Other miscellaneous store retailers | 430 | 1 796 | 9 135 | 75 | 48 | 12 | 10 | 5 | — | — | — | — | — | |
| 45391 | Pet & pet supplies stores | 190 | 610 | 2 657 | 16 | 5 | 3 | 4 | 4 | — | — | — | — | — | |
| 453910 | Pet & pet supplies stores | 190 | 610 | 2 657 | 16 | 5 | 3 | 4 | 4 | — | — | — | — | — | |
| 45399 | All other miscellaneous store retailers | 218 | 1 093 | 5 947 | 53 | 40 | 6 | 6 | 1 | — | — | — | — | — | |
| 453998 | All other misc store retailers (exc tobacco) | 202 | 1 045 | 5 732 | 45 | 33 | 5 | 6 | 1 | — | — | — | — | — | |

See footnotes at end of table.

Table 6. Counties—Employees, Payroll, and Establishments by Industry: 2001—Con.

[Excludes most government employees, railroad employees, and self-employed persons. Size class 1 to 4 includes establishments with payroll, but no employees, during mid-March pay period. (D) denotes figures withheld to avoid disclosing data for individual companies; the data are included in broader industry totals. Detailed industries with 100 or more employees are shown if industry was not a (D). For explanation of terms, abbreviations, and data reliability/comparability, see introductory text]

| NAICS code | Industry | Number of employees for week including March 12 | Payroll (\$1,000) | | Total number of establishments | Number of establishments by employment-size class | | | | | | | | | | | | | | | | | | | | | |
|--------------------------------|--|---|-------------------|----------------|--------------------------------|---|-----------|-----------|-----------|-----------|------------|------------|------------|---------------|--|--|--|--|--|--|--|--|--|--|--|--|--|
| | | | First quarter | Annual | | 1 to 4 | 5 to 9 | 10 to 19 | 20 to 49 | 50 to 99 | 100 to 249 | 250 to 499 | 500 to 999 | 1,000 or more | | | | | | | | | | | | | |
| CAMDEN—Con. | | | | | | | | | | | | | | | | | | | | | | | | | | | |
| 44-45 Retail trade—Con. | | | | | | | | | | | | | | | | | | | | | | | | | | | |
| 454 | Nonstore retailers | 1 284 | 14 815 | 54 099 | 86 | 44 | 21 | 9 | 8 | 2 | 1 | 1 | — | — | | | | | | | | | | | | | |
| 4541 | Electronic shopping & mail-order houses | 691 | 9 853 | 29 966 | 17 | 7 | 7 | — | 1 | — | 1 | 1 | — | — | | | | | | | | | | | | | |
| 45411 | Electronic shopping & mail-order houses | 691 | 9 853 | 29 966 | 17 | 7 | 7 | — | 1 | — | 1 | 1 | — | — | | | | | | | | | | | | | |
| 454110 | Electronic shopping & mail-order houses | 691 | 9 853 | 29 966 | 17 | 7 | 7 | — | 1 | — | 1 | 1 | — | — | | | | | | | | | | | | | |
| 4543 | Direct selling establishments | 551 | 4 725 | 23 182 | 63 | 35 | 12 | 7 | 7 | 2 | — | — | — | — | | | | | | | | | | | | | |
| 45431 | Fuel dealers | 292 | 2 637 | 11 780 | 24 | 12 | 5 | 2 | 3 | 2 | — | — | — | — | | | | | | | | | | | | | |
| 454311 | Heating oil dealers | 292 | 2 637 | 11 780 | 24 | 12 | 5 | 2 | 3 | 2 | — | — | — | — | | | | | | | | | | | | | |
| 45439 | Other direct selling establishments | 259 | 2 088 | 11 402 | 39 | 23 | 7 | 5 | 4 | — | — | — | — | — | | | | | | | | | | | | | |
| 454390 | Other direct selling establishments | 259 | 2 088 | 11 402 | 39 | 23 | 7 | 5 | 4 | — | — | — | — | — | | | | | | | | | | | | | |
| 48-49 | Transportation & warehousing | 5 152 | 37 718 | 152 414 | 284 | 149 | 46 | 33 | 29 | 10 | 17 | — | — | — | | | | | | | | | | | | | |
| 483 | Water transportation | 324 | 4 390 | 17 953 | 5 | — | 1 | 1 | — | 1 | 2 | — | — | — | | | | | | | | | | | | | |
| 4831 | Deep sea, coastal & Great Lakes water trans .. | (E) | (D) | (D) | 3 | — | — | — | — | 1 | 2 | — | — | — | | | | | | | | | | | | | |
| 48311 | Deep sea, coastal & Great Lakes water trans .. | (E) | (D) | (D) | 3 | — | — | — | — | 1 | 2 | — | — | — | | | | | | | | | | | | | |
| 484 | Truck transportation | 1 518 | 12 691 | 57 453 | 139 | 80 | 20 | 17 | 15 | 5 | 2 | — | — | — | | | | | | | | | | | | | |
| 4841 | General freight trucking | 1 004 | 9 294 | 42 290 | 71 | 42 | 8 | 7 | 7 | 5 | 2 | — | — | — | | | | | | | | | | | | | |
| 48411 | General freight trucking, local | 553 | 4 748 | 19 610 | 37 | 24 | 3 | 5 | 1 | 2 | 2 | — | — | — | | | | | | | | | | | | | |
| 484110 | General freight trucking, local | 553 | 4 748 | 19 610 | 37 | 24 | 3 | 5 | 1 | 2 | 2 | — | — | — | | | | | | | | | | | | | |
| 48412 | General freight trucking, long-distance | 451 | 4 546 | 22 680 | 34 | 18 | 5 | 2 | 6 | 3 | — | — | — | — | | | | | | | | | | | | | |
| 484121 | General freight trucking, long-distance, TL .. | 246 | 2 586 | 11 083 | 27 | 16 | 4 | 2 | 4 | 1 | — | — | — | — | | | | | | | | | | | | | |
| 484122 | General freight trucking, long-distance, LTL | 205 | 1 960 | 11 597 | 7 | 2 | 1 | — | 2 | 2 | — | — | — | — | | | | | | | | | | | | | |
| 4842 | Specialized freight trucking | 514 | 3 397 | 15 163 | 68 | 38 | 12 | 10 | 8 | — | — | — | — | — | | | | | | | | | | | | | |
| 48421 | Used household & office goods moving | 259 | 1 681 | 7 285 | 24 | 11 | 4 | 4 | 5 | — | — | — | — | — | | | | | | | | | | | | | |
| 484210 | Used household & office goods moving | 259 | 1 681 | 7 285 | 24 | 11 | 4 | 4 | 5 | — | — | — | — | — | | | | | | | | | | | | | |
| 48422 | Specialized freight (exc used) trucking, local .. | 182 | 1 179 | 5 716 | 30 | 18 | 5 | 5 | 2 | — | — | — | — | — | | | | | | | | | | | | | |
| 484220 | Specialized freight (exc used) trucking, local .. | 182 | 1 179 | 5 716 | 30 | 18 | 5 | 5 | 2 | — | — | — | — | — | | | | | | | | | | | | | |
| 485 | Transit & ground passenger transportation | 1 690 | 6 119 | 23 127 | 40 | 15 | 6 | 4 | 6 | 2 | 7 | — | — | — | | | | | | | | | | | | | |
| 4854 | School & employee bus transportation | 960 | 3 247 | 11 562 | 8 | — | 1 | — | 2 | — | 5 | — | — | — | | | | | | | | | | | | | |
| 48541 | School & employee bus transportation | 960 | 3 247 | 11 562 | 8 | — | 1 | — | 2 | — | 5 | — | — | — | | | | | | | | | | | | | |
| 485410 | School & employee bus transportation | 960 | 3 247 | 11 562 | 8 | — | 1 | — | 2 | — | 5 | — | — | — | | | | | | | | | | | | | |
| 4855 | Charter bus industry | (C) | (D) | (D) | 5 | 3 | 1 | — | — | — | 1 | — | — | — | | | | | | | | | | | | | |
| 48551 | Charter bus industry | (C) | (D) | (D) | 5 | 3 | 1 | — | — | — | 1 | — | — | — | | | | | | | | | | | | | |
| 4859 | Oth transit & ground passenger transportation .. | 400 | 1 694 | 6 558 | 11 | 2 | 2 | 1 | 3 | 2 | 1 | — | — | — | | | | | | | | | | | | | |
| 48599 | Oth transit & ground passenger transportation .. | 400 | 1 694 | 6 558 | 11 | 2 | 2 | 1 | 3 | 2 | 1 | — | — | — | | | | | | | | | | | | | |
| 485991 | Special needs transportation | 260 | 1 150 | 4 243 | 8 | 2 | 2 | — | 2 | 2 | — | — | — | — | | | | | | | | | | | | | |
| 485999 | All other transit & ground passenger trans .. | 140 | 544 | 2 315 | 3 | — | — | 1 | 1 | — | 1 | — | — | — | | | | | | | | | | | | | |
| 488 | Transportation support activities | 653 | 7 025 | 25 895 | 51 | 32 | 9 | 3 | 4 | 1 | 2 | — | — | — | | | | | | | | | | | | | |
| 4883 | Water transportation support activities | 411 | 4 560 | 15 231 | 12 | 6 | 2 | 1 | 1 | — | 2 | — | — | — | | | | | | | | | | | | | |
| 48832 | Marine cargo handling | (E) | (D) | (D) | 5 | 1 | 1 | 1 | — | — | 2 | — | — | — | | | | | | | | | | | | | |
| 4884 | Road transportation support activities | 105 | 792 | 3 478 | 15 | 9 | 4 | 1 | — | 1 | — | — | — | — | | | | | | | | | | | | | |
| 4885 | Freight transportation arrangement | 132 | 1 650 | 7 033 | 21 | 14 | 3 | 1 | 3 | — | — | — | — | — | | | | | | | | | | | | | |
| 48851 | Freight transportation arrangement | 132 | 1 650 | 7 033 | 21 | 14 | 3 | 1 | 3 | — | — | — | — | — | | | | | | | | | | | | | |
| 488510 | Freight transportation arrangement | 132 | 1 650 | 7 033 | 21 | 14 | 3 | 1 | 3 | — | — | — | — | — | | | | | | | | | | | | | |
| 492 | Couriers & messengers | 445 | 3 579 | 14 955 | 27 | 16 | 5 | 2 | 1 | 1 | 2 | — | — | — | | | | | | | | | | | | | |
| 4921 | Couriers | 384 | 3 248 | 13 016 | 12 | 7 | 1 | — | 1 | 1 | 2 | — | — | — | | | | | | | | | | | | | |
| 49211 | Couriers | 384 | 3 248 | 13 016 | 12 | 7 | 1 | — | 1 | 1 | 2 | — | — | — | | | | | | | | | | | | | |
| 492110 | Couriers | 384 | 3 248 | 13 016 | 12 | 7 | 1 | — | 1 | 1 | 2 | — | — | — | | | | | | | | | | | | | |
| 493 | Warehousing & storage | 522 | 3 914 | 13 031 | 22 | 6 | 5 | 6 | 3 | — | 2 | — | — | — | | | | | | | | | | | | | |
| 4931 | Warehousing & storage | 522 | 3 914 | 13 031 | 22 | 6 | 5 | 6 | 3 | — | 2 | — | — | — | | | | | | | | | | | | | |
| 49311 | General warehousing & storage | (E) | (D) | (D) | 17 | 4 | 3 | 6 | 3 | — | 1 | — | — | — | | | | | | | | | | | | | |
| 49312 | Refrigerated warehousing & storage | (C) | (D) | (D) | 1 | — | — | — | — | — | 1 | — | — | — | | | | | | | | | | | | | |
| 51 | Information | 4 228 | 45 373 | 189 347 | 183 | 88 | 36 | 25 | 13 | 12 | 7 | 1 | 1 | — | | | | | | | | | | | | | |
| 511 | Publishing industries | 1 578 | 17 001 | 69 570 | 50 | 20 | 10 | 10 | 4 | 2 | 3 | — | 1 | — | | | | | | | | | | | | | |
| 5111 | Newspaper, periodical, book, database publishers | 1 197 | 11 847 | 48 185 | 30 | 11 | 6 | 6 | 3 | 2 | 1 | — | 1 | — | | | | | | | | | | | | | |
| 51111 | Newspaper publishers | (F) | (D) | (D) | 10 | 4 | 2 | 2 | 1 | — | — | — | 1 | — | | | | | | | | | | | | | |
| 51112 | Periodical publishers | 138 | 1 779 | 6 778 | 7 | 3 | 2 | — | 1 | 1 | — | — | — | — | | | | | | | | | | | | | |
| 511120 | Periodical publishers | 138 | 1 779 | 6 778 | 7 | 3 | 2 | — | 1 | 1 | — | — | — | — | | | | | | | | | | | | | |
| 51114 | Database and directory publishers | 186 | 1 934 | 8 579 | 4 | 1 | — | 2 | — | — | 1 | — | — | — | | | | | | | | | | | | | |
| 511140 | Database and directory publishers | 186 | 1 934 | 8 579 | 4 | 1 | — | 2 | — | — | 1 | — | — | — | | | | | | | | | | | | | |
| 5112 | Software publishers | 381 | 5 154 | 21 385 | 20 | 9 | 4 | 4 | 1 | — | 2 | — | — | — | | | | | | | | | | | | | |
| 51121 | Software publishers | 381 | 5 154 | 21 385 | 20 | 9 | 4 | 4 | 1 | — | 2 | — | — | — | | | | | | | | | | | | | |
| 511210 | Software publishers | 381 | 5 154 | 21 385 | 20 | 9 | 4 | 4 | 1 | — | 2 | — | — | — | | | | | | | | | | | | | |
| 512 | Motion picture & sound recording industries | 472 | 1 284 | 5 636 | 19 | 13 | — | 1 | 2 | 2 | 1 | — | — | — | | | | | | | | | | | | | |
| 5121 | Motion picture & video industries | 469 | 1 281 | 5 583 | 16 | 10 | — | 1 | 2 | 2 | 1 | — | — | — | | | | | | | | | | | | | |
| 51213 | Motion picture & video exhibition | 214 | 539 | 2 330 | 5 | — | — | 1 | 2 | 2 | — | — | — | — | | | | | | | | | | | | | |
| 512131 | Motion picture theaters (except drive-ins) .. | 214 | 539 | 2 330 | 5 | — | — | 1 | 2 | 2 | — | — | — | — | | | | | | | | | | | | | |
| 51219 | Postprod & other movie & video industries .. | (C) | (D) | (D) | 3 | 2 | — | — | — | — | 1 | — | — | — | | | | | | | | | | | | | |
| 513 | Broadcasting & telecommunications | 1 506 | 20 968 | 84 179 | 79 | 33 | 22 | 11 | 4 | 7 | 1 | 1 | — | — | | | | | | | | | | | | | |
| 5132 | Cable networks & program distribution | (E) | (D) | (D) | 2 | 1 | — | — | — | — | — | 1 | — | — | | | | | | | | | | | | | |
| 51322 | Cable & other program distribution | (E) | (D) | (D) | 2 | 1 | — | — | — | — | — | 1 | — | — | | | | | | | | | | | | | |
| 5133 | Telecommunications | (G) | (D) | (D) | 70 | 28 | 21 | 9 | 4 | 7 | 1 | — | — | — | | | | | | | | | | | | | |
| 51331 | Wired telecommunications carriers | 918 | 15 050 | 59 062 | 43 | 16 | 10 | 7 | 2 | 7 | 1 | — | — | — | | | | | | | | | | | | | |
| 513310 | Wired telecommunications carriers | 918 | 15 050 | 59 062 | 43 | 16 | 10 | 7 | 2 | 7 | 1 | — | — | — | | | | | | | | | | | | | |
| 51332 | Wireless telecom carriers (exc satellite) | (C) | (D) | (D) | 20 | 8 | 10 | 1 | 1 | — | — | — | — | — | | | | | | | | | | | | | |

See footnotes at end of table.

Table 6. Counties—Employees, Payroll, and Establishments by Industry: 2001—Con.

[Excludes most government employees, railroad employees, and self-employed persons. Size class 1 to 4 includes establishments with payroll, but no employees, during mid-March pay period. (D) denotes figures withheld to avoid disclosing data for individual companies; the data are included in broader industry totals. Detailed industries with 100 or more employees are shown if industry was not a (D). For explanation of terms, abbreviations, and data reliability/comparability, see introductory text]

| NAICS code | Industry | Number of employees for week including March 12 | Payroll (\$1,000) | | Total number of establishments | Number of establishments by employment-size class | | | | | | | | |
|----------------------------|--|---|-------------------|----------------|--------------------------------|---|------------|-----------|-----------|-----------|------------|------------|------------|---------------|
| | | | First quarter | Annual | | 1 to 4 | 5 to 9 | 10 to 19 | 20 to 49 | 50 to 99 | 100 to 249 | 250 to 499 | 500 to 999 | 1,000 or more |
| CAMDEN—Con. | | | | | | | | | | | | | | |
| 51 Information—Con. | | | | | | | | | | | | | | |
| 514 | Information & data processing services | 672 | 6 120 | 29 962 | 35 | 22 | 4 | 3 | 3 | 1 | 2 | - | - | - |
| 5141 | Information services | 339 | 2 249 | 11 507 | 15 | 10 | 2 | 1 | - | 1 | 1 | - | - | - |
| 51412 | Libraries & archives | (C) | (D) | (D) | 3 | 2 | - | - | - | - | 1 | - | - | - |
| 51419 | Other information services | (C) | (D) | (D) | 12 | 8 | 2 | 1 | - | 1 | - | - | - | - |
| 5142 | Data processing services | 333 | 3 871 | 18 455 | 20 | 12 | 2 | 2 | 3 | - | 1 | - | - | - |
| 51421 | Data processing services | 333 | 3 871 | 18 455 | 20 | 12 | 2 | 2 | 3 | - | 1 | - | - | - |
| 514210 | Data processing services | 333 | 3 871 | 18 455 | 20 | 12 | 2 | 2 | 3 | - | 1 | - | - | - |
| 52 | Finance & insurance | 7 972 | 92 120 | 362 078 | 628 | 320 | 138 | 81 | 62 | 17 | 6 | 4 | - | - |
| 522 | Credit intermediation & related activities | 4 161 | 42 764 | 166 535 | 267 | 89 | 81 | 47 | 39 | 7 | 1 | 3 | - | - |
| 5221 | Depository credit intermediation | 2 301 | 22 410 | 89 561 | 158 | 42 | 51 | 32 | 27 | 5 | - | 1 | - | - |
| 52211 | Commercial banking | 2 028 | 20 536 | 81 159 | 126 | 29 | 42 | 27 | 22 | 5 | - | 1 | - | - |
| 522110 | Commercial banking | 2 028 | 20 536 | 81 159 | 126 | 29 | 42 | 27 | 22 | 5 | - | 1 | - | - |
| 52212 | Savings institutions | 239 | 1 686 | 7 570 | 23 | 5 | 9 | 4 | 5 | - | - | - | - | - |
| 522120 | Savings institutions | 239 | 1 686 | 7 570 | 23 | 5 | 9 | 4 | 5 | - | - | - | - | - |
| 5222 | Nondepository credit intermediation | 1 731 | 19 592 | 72 509 | 88 | 32 | 27 | 13 | 12 | 1 | 1 | 2 | - | - |
| 52222 | Sales financing | (F) | (D) | (D) | 26 | 11 | 7 | 6 | - | - | 1 | 1 | - | - |
| 52229 | Other nondepository credit intermediation | 996 | 11 526 | 50 282 | 61 | 21 | 20 | 7 | 11 | 1 | - | 1 | - | - |
| 522292 | Real estate credit | 883 | 10 659 | 46 954 | 46 | 16 | 13 | 5 | 10 | 1 | - | 1 | - | - |
| 5223 | Activities related to credit intermediation | 129 | 762 | 4 465 | 21 | 15 | 3 | 2 | - | 1 | - | - | - | - |
| 523 | Security, commodity contracts & like activity | (E) | (D) | (D) | 87 | 67 | 13 | 2 | 3 | 2 | - | - | - | - |
| 5231 | Scrt'y & comdty contracts intermed & brokerage | (C) | (D) | (D) | 41 | 36 | 3 | 1 | - | 1 | - | - | - | - |
| 52312 | Securities brokerage | 161 | 3 528 | 14 499 | 36 | 31 | 3 | 1 | - | 1 | - | - | - | - |
| 523120 | Securities brokerage | 161 | 3 528 | 14 499 | 36 | 31 | 3 | 1 | - | 1 | - | - | - | - |
| 5239 | Other financial investment activities | (E) | (D) | (D) | 46 | 31 | 10 | 1 | 3 | 1 | - | - | - | - |
| 52392 | Portfolio management | 118 | 1 290 | 5 337 | 17 | 11 | 3 | 1 | 2 | - | - | - | - | - |
| 523920 | Portfolio management | 118 | 1 290 | 5 337 | 17 | 11 | 3 | 1 | 2 | - | - | - | - | - |
| 52393 | Investment advice | 116 | 737 | 4 235 | 18 | 13 | 4 | - | - | 1 | - | - | - | - |
| 523930 | Investment advice | 116 | 737 | 4 235 | 18 | 13 | 4 | - | - | 1 | - | - | - | - |
| 524 | Insurance carriers & related activities | 3 248 | 42 402 | 166 254 | 271 | 163 | 44 | 32 | 19 | 7 | 5 | 1 | - | - |
| 5241 | Insurance carriers | 1 492 | 23 256 | 81 940 | 43 | 18 | 4 | 6 | 7 | 3 | 4 | 1 | - | - |
| 52411 | Direct life, health, medical insurance carriers | 738 | 13 002 | 43 606 | 15 | 5 | 2 | 2 | 4 | 1 | - | 1 | - | - |
| 52412 | Other direct insurance carriers | 754 | 10 254 | 38 334 | 28 | 13 | 2 | 4 | 3 | 2 | 4 | - | - | - |
| 524126 | Direct property & casualty insurance carriers | 657 | 8 599 | 33 065 | 23 | 12 | 2 | 1 | 3 | 1 | 4 | - | - | - |
| 5242 | Agencies & other insurance related activities | 1 756 | 19 146 | 84 314 | 228 | 145 | 40 | 26 | 12 | 4 | 1 | - | - | - |
| 52421 | Insurance agencies & brokerages | 1 389 | 15 487 | 67 906 | 185 | 118 | 34 | 20 | 9 | 3 | 1 | - | - | - |
| 524210 | Insurance agencies & brokerages | 1 389 | 15 487 | 67 906 | 185 | 118 | 34 | 20 | 9 | 3 | 1 | - | - | - |
| 52429 | Other insurance related activities | 367 | 3 659 | 16 408 | 43 | 27 | 6 | 6 | 3 | 1 | - | - | - | - |
| 524292 | Insurance & pension funds, third party admin | 136 | 1 498 | 5 988 | 19 | 13 | 2 | 3 | 1 | - | - | - | - | - |
| 524298 | All other insurance related activities | 172 | 1 573 | 8 054 | 11 | 5 | 1 | 2 | 2 | 1 | - | - | - | - |
| 525 | Funds, trusts, & other financial vehicles (part) | (C) | (D) | (D) | 3 | 1 | - | - | 1 | 1 | - | - | - | - |
| 5259 | Other investment pools & funds | (C) | (D) | (D) | 3 | 1 | - | - | 1 | 1 | - | - | - | - |
| 52593 | Real estate investment trusts | (C) | (D) | (D) | 3 | 1 | - | - | 1 | 1 | - | - | - | - |
| 53 | Real estate & rental & leasing | 2 737 | 23 036 | 94 626 | 377 | 216 | 78 | 52 | 25 | 5 | 1 | - | - | - |
| 531 | Real estate | 1 637 | 13 620 | 54 721 | 276 | 177 | 54 | 27 | 14 | 4 | - | - | - | - |
| 5311 | Lessors of real estate | 915 | 6 627 | 25 651 | 133 | 80 | 26 | 14 | 11 | 2 | - | - | - | - |
| 53111 | Lessors of residential buildings & dwellings | 340 | 2 009 | 7 814 | 64 | 34 | 19 | 9 | 2 | - | - | - | - | - |
| 531110 | Lessors of residential buildings & dwellings | 340 | 2 009 | 7 814 | 64 | 34 | 19 | 9 | 2 | - | - | - | - | - |
| 53112 | Lessors of nonres bldg (exc miniwarehouses) | 476 | 4 177 | 15 763 | 42 | 23 | 5 | 4 | 8 | 2 | - | - | - | - |
| 531120 | Lessors of nonres bldg (exc miniwarehouses) | 476 | 4 177 | 15 763 | 42 | 23 | 5 | 4 | 8 | 2 | - | - | - | - |
| 5312 | Offices of real estate agents & brokers | 308 | 3 278 | 13 676 | 70 | 52 | 12 | 5 | - | 1 | - | - | - | - |
| 53121 | Offices of real estate agents & brokers | 308 | 3 278 | 13 676 | 70 | 52 | 12 | 5 | - | 1 | - | - | - | - |
| 531210 | Offices of real estate agents & brokers | 308 | 3 278 | 13 676 | 70 | 52 | 12 | 5 | - | 1 | - | - | - | - |
| 5313 | Activities related to real estate | 414 | 3 715 | 15 394 | 73 | 45 | 16 | 8 | 3 | 1 | - | - | - | - |
| 53131 | Real estate property managers | 321 | 3 007 | 12 163 | 44 | 22 | 11 | 8 | 2 | 1 | - | - | - | - |
| 531311 | Residential property managers | 176 | 1 353 | 5 349 | 32 | 18 | 8 | 4 | 2 | - | - | - | - | - |
| 531312 | Nonresidential property managers | 145 | 1 654 | 6 814 | 12 | 4 | 3 | 4 | - | 1 | - | - | - | - |
| 532 | Rental & leasing services | 1 073 | 9 225 | 38 348 | 96 | 36 | 24 | 23 | 11 | 1 | 1 | - | - | - |
| 5321 | Automotive equipment rental & leasing | 189 | 2 178 | 8 717 | 22 | 12 | 3 | 5 | 2 | - | - | - | - | - |
| 53212 | Truck, utility trailer & RV rental & leasing | 122 | 1 638 | 6 843 | 15 | 10 | - | 4 | 1 | - | - | - | - | - |
| 532120 | Truck, utility trailer & RV rental & leasing | 122 | 1 638 | 6 843 | 15 | 10 | - | 4 | 1 | - | - | - | - | - |
| 5322 | Consumer goods rental | 563 | 4 295 | 17 377 | 45 | 12 | 15 | 14 | 3 | - | 1 | - | - | - |
| 53223 | Video tape & disc rental | 190 | 498 | 2 129 | 23 | 4 | 9 | 10 | - | - | - | - | - | - |
| 532230 | Video tape & disc rental | 190 | 498 | 2 129 | 23 | 4 | 9 | 10 | - | - | - | - | - | - |
| 53229 | Other consumer goods rental | 303 | 3 555 | 14 060 | 12 | 5 | 1 | 2 | 3 | - | 1 | - | - | - |
| 5324 | Commercial, industrial equip rental & leasing | 278 | 2 477 | 10 909 | 19 | 7 | 2 | 3 | 6 | 1 | - | - | - | - |
| 53241 | Const, trans, mining equip rental & leasing | (C) | (D) | (D) | 6 | 2 | - | 1 | 3 | - | - | - | - | - |
| 53249 | Oth commercial, industrial equip rental, lease | 170 | 1 551 | 6 971 | 12 | 5 | 1 | 2 | 3 | 1 | - | - | - | - |
| 532490 | Oth commercial, industrial equip rental, lease | 170 | 1 551 | 6 971 | 12 | 5 | 1 | 2 | 3 | 1 | - | - | - | - |

See footnotes at end of table.

Table 6. Counties—Employees, Payroll, and Establishments by Industry: 2001—Con.

[Excludes most government employees, railroad employees, and self-employed persons. Size class 1 to 4 includes establishments with payroll, but no employees, during mid-March pay period. (D) denotes figures withheld to avoid disclosing data for individual companies; the data are included in broader industry totals. Detailed industries with 100 or more employees are shown if industry was not a (D). For explanation of terms, abbreviations, and data reliability/comparability, see introductory text]

| NAICS code | Industry | Number of employees for week including March 12 | Payroll (\$1,000) | | Total number of establishments | Number of establishments by employment-size class | | | | | | | | | |
|--------------------|--|---|-------------------|----------------|--------------------------------|---|------------|------------|------------|-----------|------------|------------|------------|---------------|--|
| | | | First quarter | Annual | | 1 to 4 | 5 to 9 | 10 to 19 | 20 to 49 | 50 to 99 | 100 to 249 | 250 to 499 | 500 to 999 | 1,000 or more | |
| | | | | | | | | | | | | | | | |
| CAMDEN—Con. | | | | | | | | | | | | | | | |
| 54 | Professional, scientific & technical services | 14 201 | 159 433 | 663 542 | 1 567 | 1 035 | 252 | 133 | 102 | 26 | 17 | 1 | 1 | — | |
| 541 | Professional, scientific & technical services | 14 201 | 159 433 | 663 542 | 1 567 | 1 035 | 252 | 133 | 102 | 26 | 17 | 1 | 1 | — | |
| 5411 | Legal services | 3 954 | 47 149 | 207 186 | 542 | 348 | 93 | 51 | 40 | 9 | 1 | — | — | — | |
| 54111 | Offices of lawyers | 3 775 | 46 018 | 201 172 | 517 | 334 | 88 | 47 | 38 | 9 | 1 | — | — | — | |
| 541110 | Offices of lawyers | 3 775 | 46 018 | 201 172 | 517 | 334 | 88 | 47 | 38 | 9 | 1 | — | — | — | |
| 54119 | Other legal services | 179 | 1 131 | 6 014 | 25 | 14 | 5 | 4 | 2 | — | — | — | — | — | |
| 541191 | Title abstract & settlement offices | 169 | 1 085 | 5 932 | 22 | 12 | 4 | 4 | 2 | — | — | — | — | — | |
| 5412 | Accounting, tax prep, bookkeep, payroll services | 1 884 | 10 957 | 49 163 | 179 | 123 | 29 | 15 | 5 | 2 | 5 | — | — | — | |
| 54121 | Accounting, tax prep, bookkeep, payroll services | 1 884 | 10 957 | 49 163 | 179 | 123 | 29 | 15 | 5 | 2 | 5 | — | — | — | |
| 541211 | Offices of certified public accountants | 780 | 6 222 | 28 740 | 98 | 67 | 17 | 8 | 3 | 2 | 1 | — | — | — | |
| 541213 | Tax preparation services | 629 | 1 354 | 3 757 | 17 | 13 | — | 1 | — | — | 3 | — | — | — | |
| 541219 | Other accounting services | 411 | 2 357 | 12 595 | 58 | 41 | 12 | 3 | 1 | — | 1 | — | — | — | |
| 5413 | Architectural, engineering & related services | 2 306 | 31 905 | 133 557 | 198 | 109 | 40 | 15 | 25 | 5 | 4 | — | — | — | |
| 54131 | Architectural services | 391 | 4 449 | 19 868 | 45 | 21 | 15 | 1 | 7 | 1 | — | — | — | — | |
| 541310 | Architectural services | 391 | 4 449 | 19 868 | 45 | 21 | 15 | 1 | 7 | 1 | — | — | — | — | |
| 54133 | Engineering services | 1 553 | 23 392 | 97 213 | 114 | 62 | 20 | 9 | 17 | 3 | 3 | — | — | — | |
| 541330 | Engineering services | 1 553 | 23 392 | 97 213 | 114 | 62 | 20 | 9 | 17 | 3 | 3 | — | — | — | |
| 54137 | Surveying, mapping (exc geophysical) services | 158 | 2 065 | 7 351 | 9 | 7 | 1 | — | — | — | 1 | — | — | — | |
| 541370 | Surveying, mapping (exc geophysical) services | 158 | 2 065 | 7 351 | 9 | 7 | 1 | — | — | — | 1 | — | — | — | |
| 54138 | Testing laboratories | 144 | 1 520 | 6 394 | 12 | 5 | 1 | 4 | 1 | 1 | — | — | — | — | |
| 541380 | Testing laboratories | 144 | 1 520 | 6 394 | 12 | 5 | 1 | 4 | 1 | 1 | — | — | — | — | |
| 5414 | Specialized design services | 203 | 1 685 | 7 565 | 51 | 37 | 10 | 3 | 1 | — | — | — | — | — | |
| 54143 | Graphic design services | 124 | 982 | 4 870 | 27 | 20 | 4 | 2 | 1 | — | — | — | — | — | |
| 541430 | Graphic design services | 124 | 982 | 4 870 | 27 | 20 | 4 | 2 | 1 | — | — | — | — | — | |
| 5415 | Computer systems design & related services | 1 563 | 24 315 | 92 640 | 204 | 146 | 29 | 13 | 13 | 1 | 1 | — | — | — | |
| 54151 | Computer systems design & related services | 1 563 | 24 315 | 92 640 | 204 | 146 | 29 | 13 | 13 | 1 | 1 | — | — | — | |
| 541511 | Custom computer programming services | 477 | 8 992 | 34 290 | 90 | 68 | 11 | 6 | 4 | 1 | — | — | — | — | |
| 541512 | Computer systems design services | 737 | 9 649 | 39 824 | 79 | 51 | 15 | 4 | 8 | — | 1 | — | — | — | |
| 541519 | Other computer related services | 301 | 5 023 | 16 865 | 31 | 26 | 2 | 2 | — | — | 1 | — | — | — | |
| 5416 | Management, sci & tech consulting services | 2 153 | 23 395 | 92 472 | 207 | 160 | 20 | 12 | 9 | 3 | 2 | — | 1 | — | |
| 54161 | Management consulting services | 1 866 | 21 160 | 81 887 | 165 | 127 | 18 | 8 | 7 | 3 | 1 | — | 1 | — | |
| 541611 | Admin & gen management consulting services | 1 352 | 15 146 | 58 595 | 64 | 46 | 8 | 2 | 5 | 2 | — | — | 1 | — | |
| 541612 | Human res & exec search consulting services | 258 | 3 577 | 13 582 | 39 | 29 | 4 | 4 | 1 | — | 1 | — | — | — | |
| 541613 | Marketing consulting services | 103 | 916 | 4 138 | 41 | 36 | 3 | 1 | — | — | — | — | — | — | |
| 541614 | Process, phys dist & log consulting services | 125 | 1 274 | 4 534 | 15 | 13 | 1 | — | — | 1 | — | — | — | — | |
| 54162 | Environmental consulting services | 229 | 1 660 | 7 709 | 17 | 11 | 1 | 2 | 2 | — | 1 | — | — | — | |
| 541620 | Environmental consulting services | 229 | 1 660 | 7 709 | 17 | 11 | 1 | 2 | 2 | — | 1 | — | — | — | |
| 5417 | Scientific R&D services | 147 | 1 673 | 8 105 | 12 | 7 | 2 | 1 | 1 | 1 | — | — | — | — | |
| 54171 | R&D in physical, engineering & life sciences | (C) | (D) | (D) | 10 | 5 | 2 | 1 | 1 | 1 | — | — | — | — | |
| 5418 | Advertising & related services | 900 | 7 723 | 33 595 | 67 | 37 | 14 | 8 | 4 | 2 | 2 | — | — | — | |
| 54181 | Advertising agencies | 193 | 2 303 | 8 819 | 22 | 15 | 4 | 1 | — | 2 | — | — | — | — | |
| 541810 | Advertising agencies | 193 | 2 303 | 8 819 | 22 | 15 | 4 | 1 | — | 2 | — | — | — | — | |
| 54186 | Direct mail advertising | 317 | 2 235 | 10 041 | 11 | 6 | 1 | 1 | 2 | — | 1 | — | — | — | |
| 541860 | Direct mail advertising | 317 | 2 235 | 10 041 | 11 | 6 | 1 | 1 | 2 | — | 1 | — | — | — | |
| 54189 | Other services related to advertising | 267 | 1 599 | 8 504 | 18 | 10 | 3 | 3 | 1 | — | 1 | — | — | — | |
| 541890 | Other services related to advertising | 267 | 1 599 | 8 504 | 18 | 10 | 3 | 3 | 1 | — | 1 | — | — | — | |
| 5419 | Oth professional, scientific, technical services | 1 091 | 10 631 | 39 259 | 107 | 68 | 15 | 15 | 4 | 3 | 2 | — | — | — | |
| 54191 | Marketing research & public opinion polling | 205 | 6 091 | 15 282 | 11 | 5 | 1 | 2 | 1 | 2 | — | — | — | — | |
| 541910 | Marketing research & public opinion polling | 205 | 6 091 | 15 282 | 11 | 5 | 1 | 2 | 1 | 2 | — | — | — | — | |
| 54192 | Photographic services | 267 | 831 | 6 900 | 41 | 34 | 2 | 3 | 1 | — | 1 | — | — | — | |
| 541921 | Photography studios, portrait | 255 | 769 | 6 636 | 35 | 28 | 2 | 3 | 1 | — | 1 | — | — | — | |
| 54194 | Veterinary services | 266 | 1 246 | 6 060 | 25 | 8 | 7 | 8 | 1 | 1 | — | — | — | — | |
| 541940 | Veterinary services | 266 | 1 246 | 6 060 | 25 | 8 | 7 | 8 | 1 | 1 | — | — | — | — | |
| 54199 | All oth prof, scientific & technical services | 335 | 2 225 | 10 157 | 27 | 19 | 5 | 1 | — | 1 | — | — | — | — | |
| 541990 | All oth prof, scientific & technical services | 335 | 2 225 | 10 157 | 27 | 19 | 5 | 1 | — | 1 | — | — | — | — | |
| 55 | Management of companies & enterprises | 6 254 | 103 497 | 387 556 | 88 | 24 | 10 | 16 | 20 | 3 | 8 | 3 | 3 | 1 | |
| 551 | Management of companies & enterprises | 6 254 | 103 497 | 387 556 | 88 | 24 | 10 | 16 | 20 | 3 | 8 | 3 | 3 | 1 | |
| 5511 | Management of companies & enterprises | 6 254 | 103 497 | 387 556 | 88 | 24 | 10 | 16 | 20 | 3 | 8 | 3 | 3 | 1 | |
| 55111 | Management of companies & enterprises | 6 254 | 103 497 | 387 556 | 88 | 24 | 10 | 16 | 20 | 3 | 8 | 3 | 3 | 1 | |
| 551114 | Corp, subsidiary & regional managing offices | 6 041 | 100 533 | 375 116 | 74 | 18 | 8 | 12 | 19 | 3 | 7 | 3 | 3 | 1 | |
| 56 | Admin, support, waste mgt, remediation services | 15 025 | 90 757 | 398 785 | 751 | 447 | 112 | 77 | 47 | 31 | 30 | 3 | 3 | 1 | |
| 561 | Administrative & support services | 14 292 | 84 673 | 374 147 | 723 | 437 | 108 | 74 | 40 | 29 | 28 | 3 | 3 | 1 | |
| 5611 | Office administrative services | 931 | 9 850 | 43 416 | 76 | 44 | 16 | 4 | 9 | 1 | 2 | — | — | — | |
| 56111 | Office administrative services | 931 | 9 850 | 43 416 | 76 | 44 | 16 | 4 | 9 | 1 | 2 | — | — | — | |
| 561110 | Office administrative services | 931 | 9 850 | 43 416 | 76 | 44 | 16 | 4 | 9 | 1 | 2 | — | — | — | |
| 5613 | Employment services | 7 428 | 41 685 | 184 561 | 98 | 42 | 8 | 6 | 8 | 12 | 16 | 3 | 2 | 1 | |
| 56131 | Employment placement agencies | 1 257 | 8 020 | 34 859 | 23 | 15 | 2 | — | — | 4 | 1 | — | 1 | — | |
| 561310 | Employment placement agencies | 1 257 | 8 020 | 34 859 | 23 | 15 | 2 | — | — | 4 | 1 | — | 1 | — | |
| 56132 | Temporary help services | 4 591 | 23 467 | 96 538 | 66 | 25 | 6 | 3 | 7 | 7 | 15 | 2 | 1 | — | |
| 561320 | Temporary help services | 4 591 | 23 467 | 96 538 | 66 | 25 | 6 | 3 | 7 | 7 | 15 | 2 | 1 | — | |
| 56133 | Employee leasing services | 1 580 | 10 198 | 53 164 | 9 | 2 | — | 3 | 1 | 1 | — | 1 | — | 1 | |
| 561330 | Employee leasing services | 1 580 | 10 198 | 53 164 | 9 | 2 | — | 3 | 1 | 1 | — | 1 | — | 1 | |
| 5614 | Business support services | 2 264 | 12 640 | 54 918 | 93 | 57 | 9 | 12 | 4 | 5 | 5 | — | 1 | — | |
| 56141 | Document preparation services | 303 | 1 481 | 5 890 | 11 | 8 | — | 1 | 1 | — | — | — | — | — | |
| 561410 | Document preparation services | 303 | 1 481 | 5 890 | 11 | 8 | — | 1 | 1 | — | — | — | — | — | |
| 56142 | Telephone call centers | 933 | 3 190 | 13 420 | 20 | 8 | 3 | 5 | — | 2 | 1 | — | 1 | — | |
| 561421 | Telephone answering services | 124 | 529 | 2 684 | 10 | 4 | 2 | 3 | — | 1 | — | — | — | — | |
| 561422 | Telemarketing bureaus | 809 | 2 661 | 10 736 | 10 | 4 | 1 | 2 | — | 1 | 1 | — | 1 | — | |

See footnotes at end of table.

Table 6. Counties—Employees, Payroll, and Establishments by Industry: 2001—Con.

[Excludes most government employees, railroad employees, and self-employed persons. Size class 1 to 4 includes establishments with payroll, but no employees, during mid-March pay period. (D) denotes figures withheld to avoid disclosing data for individual companies; the data are included in broader industry totals. Detailed industries with 100 or more employees are shown if industry was not a (D). For explanation of terms, abbreviations, and data reliability/comparability, see introductory text]

| NAICS code | Industry | Number of employees for week including March 12 | Payroll (\$1,000) | | Total number of establishments | Number of establishments by employment-size class | | | | | | | | | | | | | | | | | | |
|--------------------|--|---|-------------------|------------------|--------------------------------|---|------------|------------|------------|-----------|------------|------------|------------|---------------|---|---|---|---|---|---|--|--|--|--|
| | | | First quarter | Annual | | 1 to 4 | 5 to 9 | 10 to 19 | 20 to 49 | 50 to 99 | 100 to 249 | 250 to 499 | 500 to 999 | 1,000 or more | | | | | | | | | | |
| CAMDEN—Con. | | | | | | | | | | | | | | | | | | | | | | | | |
| 56 | Admin, support, waste mgmt, remediation services—Con. | | | | | | | | | | | | | | | | | | | | | | | |
| 561 | Administrative & support services—Con. | | | | | | | | | | | | | | | | | | | | | | | |
| 5614 | Business support services—Con. | | | | | | | | | | | | | | | | | | | | | | | |
| 56143 | Business service centers | 121 | 865 | 3 332 | 19 | 12 | 4 | 2 | 1 | — | — | — | — | — | — | — | — | — | — | — | | | | |
| 561439 | Oth business service centers (incl copy shops) | 106 | 786 | 2 995 | 14 | 8 | 3 | 2 | 1 | — | — | — | — | — | — | — | — | — | — | — | | | | |
| 56144 | Collection agencies | 591 | 4 399 | 20 670 | 19 | 10 | 2 | 1 | 2 | 2 | 2 | — | — | — | — | — | — | — | — | — | | | | |
| 561440 | Collection agencies | 591 | 4 399 | 20 670 | 19 | 10 | 2 | 1 | 2 | 2 | 2 | — | — | — | — | — | — | — | — | — | | | | |
| 56145 | Credit bureaus (E) | (D) | (D) | (D) | 3 | — | — | 1 | — | 1 | 1 | — | — | — | — | — | — | — | — | — | | | | |
| 5615 | Travel arrangement & reservation services | 509 | 3 655 | 15 083 | 64 | 40 | 14 | 6 | 2 | 1 | 1 | — | — | — | — | — | — | — | — | — | | | | |
| 56151 | Travel agencies | 268 | 1 804 | 7 281 | 50 | 34 | 11 | 3 | 1 | 1 | — | — | — | — | — | — | — | — | — | — | | | | |
| 561510 | Travel agencies | 268 | 1 804 | 7 281 | 50 | 34 | 11 | 3 | 1 | 1 | — | — | — | — | — | — | — | — | — | — | | | | |
| 56159 | Oth travel arrangement & reservation services | 176 | 1 193 | 5 806 | 7 | 2 | 2 | 2 | — | — | — | 1 | — | — | — | — | — | — | — | — | | | | |
| 561599 | All oth travel arrange & reservation services | 176 | 1 193 | 5 806 | 7 | 2 | 2 | 2 | — | — | — | 1 | — | — | — | — | — | — | — | — | | | | |
| 5616 | Investigation & security services | 623 | 4 505 | 18 039 | 43 | 25 | 9 | 1 | 3 | 3 | 2 | — | — | — | — | — | — | — | — | — | | | | |
| 56161 | Investigation, guard & armored car services | 354 | 1 475 | 6 432 | 25 | 13 | 6 | 1 | 2 | 1 | — | — | — | — | — | — | — | — | — | — | | | | |
| 561612 | Security guards & patrol services | 220 | 866 | 3 767 | 11 | 7 | 1 | — | 1 | 1 | 1 | — | — | — | — | — | — | — | — | — | | | | |
| 56162 | Security systems services | 269 | 3 030 | 11 607 | 18 | 12 | 3 | — | 1 | 1 | 1 | — | — | — | — | — | — | — | — | — | | | | |
| 561621 | Security systems services (except locksmiths) | 249 | 2 890 | 11 030 | 10 | 5 | 2 | — | 1 | 1 | 1 | — | — | — | — | — | — | — | — | — | | | | |
| 5617 | Services to buildings & dwellings | 1 829 | 8 216 | 41 708 | 306 | 211 | 44 | 35 | 10 | 5 | 1 | — | — | — | — | — | — | — | — | — | | | | |
| 56171 | Exterminating & pest control services | 210 | 1 794 | 7 031 | 30 | 17 | 4 | 7 | 2 | — | — | — | — | — | — | — | — | — | — | — | | | | |
| 561710 | Exterminating & pest control services | 210 | 1 794 | 7 031 | 30 | 17 | 4 | 7 | 2 | — | — | — | — | — | — | — | — | — | — | — | | | | |
| 56172 | Janitorial services | 1 008 | 4 060 | 19 411 | 107 | 59 | 22 | 14 | 7 | 4 | 1 | — | — | — | — | — | — | — | — | — | | | | |
| 561720 | Janitorial services | 1 008 | 4 060 | 19 411 | 107 | 59 | 22 | 14 | 7 | 4 | 1 | — | — | — | — | — | — | — | — | — | | | | |
| 56173 | Landscaping services | 486 | 1 809 | 12 351 | 138 | 113 | 11 | 13 | — | 1 | — | — | — | — | — | — | — | — | — | — | | | | |
| 561730 | Landscaping services | 486 | 1 809 | 12 351 | 138 | 113 | 11 | 13 | — | 1 | — | — | — | — | — | — | — | — | — | — | | | | |
| 5619 | Other support services (F) | (D) | (D) | (D) | 41 | 17 | 8 | 10 | 3 | 2 | 1 | — | — | — | — | — | — | — | — | — | | | | |
| 56191 | Packaging & labeling services (C) | (D) | (D) | (D) | 5 | — | 2 | — | 2 | 1 | — | — | — | — | — | — | — | — | — | — | | | | |
| 56192 | Convention & trade show organizers | 299 | 845 | 4 050 | 5 | 3 | — | — | — | 1 | 1 | — | — | — | — | — | — | — | — | — | | | | |
| 561920 | Convention & trade show organizers | 299 | 845 | 4 050 | 5 | 3 | — | — | — | 1 | 1 | — | — | — | — | — | — | — | — | — | | | | |
| 56199 | All other support services | 233 | 2 142 | 7 801 | 31 | 14 | 6 | 10 | 1 | — | — | — | — | — | — | — | — | — | — | — | | | | |
| 561990 | All other support services | 233 | 2 142 | 7 801 | 31 | 14 | 6 | 10 | 1 | — | — | — | — | — | — | — | — | — | — | — | | | | |
| 562 | Waste management & remediation services | 733 | 6 084 | 24 638 | 28 | 10 | 4 | 3 | 7 | 2 | 2 | — | — | — | — | — | — | — | — | — | | | | |
| 5621 | Waste collection | 293 | 2 989 | 12 171 | 10 | 3 | — | 3 | 3 | — | 1 | — | — | — | — | — | — | — | — | — | | | | |
| 56211 | Waste collection | 293 | 2 989 | 12 171 | 10 | 3 | — | 3 | 3 | — | 1 | — | — | — | — | — | — | — | — | — | | | | |
| 562111 | Solid waste collection | 258 | 2 684 | 10 921 | 7 | 2 | — | 2 | 2 | — | 1 | — | — | — | — | — | — | — | — | — | | | | |
| 5629 | Remediation & oth waste management services (E) | (D) | (D) | (D) | 16 | 7 | 3 | — | 3 | 2 | 1 | — | — | — | — | — | — | — | — | — | | | | |
| 56291 | Remediation services | 326 | 2 069 | 8 281 | 9 | 3 | 2 | — | 1 | 2 | 1 | — | — | — | — | — | — | — | — | — | | | | |
| 562910 | Remediation services | 326 | 2 069 | 8 281 | 9 | 3 | 2 | — | 1 | 2 | 1 | — | — | — | — | — | — | — | — | — | | | | |
| 61 | Educational services | 3 072 | 17 990 | 70 254 | 132 | 49 | 17 | 25 | 27 | 10 | 3 | 1 | — | — | — | — | — | — | — | — | | | | |
| 611 | Educational services | 3 072 | 17 990 | 70 254 | 132 | 49 | 17 | 25 | 27 | 10 | 3 | 1 | — | — | — | — | — | — | — | — | | | | |
| 6111 | Elementary & secondary schools | 2 217 | 13 458 | 52 357 | 38 | 3 | — | 4 | 19 | 8 | 3 | 1 | — | — | — | — | — | — | — | — | | | | |
| 61111 | Elementary & secondary schools | 2 217 | 13 458 | 52 357 | 38 | 3 | — | 4 | 19 | 8 | 3 | 1 | — | — | — | — | — | — | — | — | | | | |
| 611110 | Elementary & secondary schools | 2 217 | 13 458 | 52 357 | 38 | 3 | — | 4 | 19 | 8 | 3 | 1 | — | — | — | — | — | — | — | — | | | | |
| 6114 | Business schools & computer & mgt training | 109 | 662 | 2 602 | 13 | 6 | 3 | 3 | 1 | — | — | — | — | — | — | — | — | — | — | — | | | | |
| 6115 | Technical & trade schools | 155 | 845 | 3 789 | 15 | 5 | 4 | 4 | 2 | — | — | — | — | — | — | — | — | — | — | — | | | | |
| 61151 | Technical & trade schools | 155 | 845 | 3 789 | 15 | 5 | 4 | 4 | 2 | — | — | — | — | — | — | — | — | — | — | — | | | | |
| 6116 | Other schools & instruction | 393 | 1 356 | 5 680 | 50 | 29 | 7 | 10 | 3 | 1 | — | — | — | — | — | — | — | — | — | — | | | | |
| 61161 | Fine arts schools | 179 | 370 | 1 303 | 21 | 10 | 4 | 6 | 1 | — | — | — | — | — | — | — | — | — | — | — | | | | |
| 611610 | Fine arts schools | 179 | 370 | 1 303 | 21 | 10 | 4 | 6 | 1 | — | — | — | — | — | — | — | — | — | — | — | | | | |
| 61169 | All other schools & instruction | 153 | 813 | 3 452 | 13 | 6 | 2 | 2 | 2 | 1 | — | — | — | — | — | — | — | — | — | — | | | | |
| 62 | Health care and social assistance | 30 677 | 241 287 | 1 052 559 | 1 348 | 580 | 328 | 211 | 148 | 33 | 30 | 11 | 3 | 4 | — | — | — | — | — | — | | | | |
| 621 | Ambulatory health care services | 10 134 | 87 913 | 407 058 | 986 | 479 | 259 | 138 | 84 | 14 | 9 | 2 | 1 | — | — | — | — | — | — | — | | | | |
| 6211 | Offices of physicians | 4 085 | 49 555 | 238 761 | 452 | 218 | 119 | 64 | 42 | 6 | 3 | — | — | — | — | — | — | — | — | — | | | | |
| 62111 | Offices of physicians | 4 085 | 49 555 | 238 761 | 452 | 218 | 119 | 64 | 42 | 6 | 3 | — | — | — | — | — | — | — | — | — | | | | |
| 621111 | Offices of physicians (exc mental health) | 4 011 | 48 819 | 235 192 | 423 | 194 | 114 | 64 | 42 | 6 | 3 | — | — | — | — | — | — | — | — | — | | | | |
| 6212 | Offices of dentists | 1 385 | 11 293 | 50 995 | 207 | 87 | 72 | 39 | 9 | — | — | — | — | — | — | — | — | — | — | — | | | | |
| 62121 | Offices of dentists | 1 385 | 11 293 | 50 995 | 207 | 87 | 72 | 39 | 9 | — | — | — | — | — | — | — | — | — | — | — | | | | |
| 621210 | Offices of dentists | 1 385 | 11 293 | 50 995 | 207 | 87 | 72 | 39 | 9 | — | — | — | — | — | — | — | — | — | — | — | | | | |
| 6213 | Offices of other health practitioners | 1 088 | 6 598 | 29 093 | 211 | 133 | 54 | 15 | 8 | 1 | — | — | — | — | — | — | — | — | — | — | | | | |
| 62131 | Offices of chiropractors | 253 | 1 478 | 6 720 | 66 | 45 | 17 | 3 | 1 | — | — | — | — | — | — | — | — | — | — | — | | | | |
| 621310 | Offices of chiropractors | 253 | 1 478 | 6 720 | 66 | 45 | 17 | 3 | 1 | — | — | — | — | — | — | — | — | — | — | — | | | | |
| 62132 | Offices of optometrists | 185 | 1 232 | 5 288 | 34 | 16 | 13 | 4 | 1 | — | — | — | — | — | — | — | — | — | — | — | | | | |
| 621320 | Offices of optometrists | 185 | 1 232 | 5 288 | 34 | 16 | 13 | 4 | 1 | — | — | — | — | — | — | — | — | — | — | — | | | | |
| 62134 | Offices of PT, OT, speech therapy & audiology | 410 | 2 220 | 9 665 | 38 | 18 | 9 | 4 | 6 | 1 | — | — | — | — | — | — | — | — | — | — | | | | |
| 621340 | Offices of PT, OT, speech therapy & audiology | 410 | 2 220 | 9 665 | 38 | 18 | 9 | 4 | 6 | 1 | — | — | — | — | — | — | — | — | — | — | | | | |
| 62139 | Offices of all other health practitioners | 191 | 1 367 | 5 808 | 52 | 35 | 13 | 4 | — | — | — | — | — | — | — | — | — | — | — | — | | | | |
| 621391 | Offices of podiatrists | 134 | 705 | 3 060 | 40 | 28 | 10 | 2 | — | — | — | — | — | — | — | — | — | — | — | — | | | | |
| 6214 | Outpatient care centers | 988 | 6 955 | 28 991 | 45 | | | | | | | | | | | | | | | | | | | |

Table 6. Counties—Employees, Payroll, and Establishments by Industry: 2001—Con.

[Excludes most government employees, railroad employees, and self-employed persons. Size class 1 to 4 includes establishments with payroll, but no employees, during mid-March pay period. (D) denotes figures withheld to avoid disclosing data for individual companies; the data are included in broader industry totals. Detailed industries with 100 or more employees are shown if industry was not a (D). For explanation of terms, abbreviations, and data reliability/comparability, see introductory text]

| NAICS code | Industry | Number of employees for week including March 12 | Payroll (\$1,000) | | Total number of establishments | Number of establishments by employment-size class | | | | | | | | | |
|--------------------|--|---|-------------------|----------------|--------------------------------|---|------------|------------|------------|-----------|------------|------------|------------|---------------|--|
| | | | First quarter | Annual | | 1 to 4 | 5 to 9 | 10 to 19 | 20 to 49 | 50 to 99 | 100 to 249 | 250 to 499 | 500 to 999 | 1,000 or more | |
| CAMDEN—Con. | | | | | | | | | | | | | | | |
| 62 | Health care and social assistance—Con. | | | | | | | | | | | | | | |
| 621 | Ambulatory health care services—Con. | | | | | | | | | | | | | | |
| 6216 | Home health care services | 2 078 | 9 871 | 41 489 | 26 | 6 | 2 | 2 | 6 | 4 | 3 | 2 | 1 | — | |
| 62161 | Home health care services | 2 078 | 9 871 | 41 489 | 26 | 6 | 2 | 2 | 6 | 4 | 3 | 2 | 1 | — | |
| 621610 | Home health care services | 2 078 | 9 871 | 41 489 | 26 | 6 | 2 | 2 | 6 | 4 | 3 | 2 | 1 | — | |
| 6219 | Other ambulatory health care services | 223 | 1 169 | 7 217 | 14 | 6 | 2 | 4 | 1 | — | 1 | — | — | — | |
| 62191 | Ambulance services | 153 | 672 | 2 950 | 9 | 5 | 2 | 1 | — | — | 1 | — | — | — | |
| 621910 | Ambulance services | 153 | 672 | 2 950 | 9 | 5 | 2 | 1 | — | — | 1 | — | — | — | |
| 622 | Hospitals | (J) | (D) | (D) | 9 | — | — | — | — | — | — | — | 3 | 2 | |
| 6221 | General medical & surgical hospitals | 8 876 | 87 163 | 361 273 | 7 | — | — | — | — | — | — | — | 2 | 2 | |
| 62211 | General medical & surgical hospitals | 8 876 | 87 163 | 361 273 | 7 | — | — | — | — | — | — | — | 2 | 2 | |
| 622110 | General medical & surgical hospitals | 8 876 | 87 163 | 361 273 | 7 | — | — | — | — | — | — | — | 2 | 2 | |
| 6222 | Psychiatric & substance abuse hospitals | (G) | (D) | (D) | 2 | — | — | — | — | — | — | — | 1 | — | |
| 62221 | Psychiatric & substance abuse hospitals | (G) | (D) | (D) | 2 | — | — | — | — | — | — | — | 1 | — | |
| 623 | Nursing & residential care facilities | 5 771 | 34 436 | 147 750 | 119 | 23 | 30 | 16 | 18 | 11 | 16 | 5 | — | — | |
| 6231 | Nursing care facilities | 3 245 | 19 980 | 86 108 | 23 | 2 | — | 2 | 1 | 2 | 12 | 4 | — | — | |
| 62311 | Nursing care facilities | 3 245 | 19 980 | 86 108 | 23 | 2 | — | 2 | 1 | 2 | 12 | 4 | — | — | |
| 623110 | Nursing care facilities | 3 245 | 19 980 | 86 108 | 23 | 2 | — | 2 | 1 | 2 | 12 | 4 | — | — | |
| 6232 | Residential mental retardation, health facil | 877 | 6 070 | 25 939 | 65 | 18 | 26 | 11 | 8 | 1 | 1 | — | — | — | |
| 62322 | Residential mental health, subst abuse facil | 785 | 5 561 | 23 073 | 59 | 16 | 26 | 9 | 6 | 1 | 1 | — | — | — | |
| 623220 | Residential mental health, subst abuse facil | 785 | 5 561 | 23 073 | 59 | 16 | 26 | 9 | 6 | 1 | 1 | — | — | — | |
| 6233 | Community care facilities for the elderly | 1 456 | 7 360 | 31 356 | 21 | 1 | 2 | 1 | 5 | 8 | 3 | 1 | — | — | |
| 62331 | Community care facilities for the elderly | 1 456 | 7 360 | 31 356 | 21 | 1 | 2 | 1 | 5 | 8 | 3 | 1 | — | — | |
| 623311 | Continuing care retirement communities | 810 | 4 132 | 17 152 | 7 | — | — | — | 1 | 3 | 2 | 1 | — | — | |
| 623312 | Homes for the elderly | 646 | 3 228 | 14 204 | 14 | 1 | 2 | 1 | 4 | 5 | 1 | — | — | — | |
| 6239 | Other residential care facilities | 193 | 1 026 | 4 347 | 10 | 2 | 2 | 2 | 4 | — | — | — | — | — | |
| 62399 | Other residential care facilities | 193 | 1 026 | 4 347 | 10 | 2 | 2 | 2 | 4 | — | — | — | — | — | |
| 623990 | Other residential care facilities | 193 | 1 026 | 4 347 | 10 | 2 | 2 | 2 | 4 | — | — | — | — | — | |
| 624 | Social assistance | (H) | (D) | (D) | 234 | 78 | 39 | 57 | 46 | 8 | 5 | 1 | — | — | |
| 6241 | Individual & family services | 1 571 | 8 561 | 37 080 | 66 | 26 | 9 | 12 | 10 | 6 | 2 | 1 | — | — | |
| 62411 | Child & youth services | 142 | 822 | 3 398 | 13 | 5 | 4 | 1 | 2 | 1 | — | — | — | — | |
| 624110 | Child & youth services | 142 | 822 | 3 398 | 13 | 5 | 4 | 1 | 2 | 1 | — | — | — | — | |
| 62412 | Services for elderly & disabled persons | 602 | 3 407 | 15 521 | 15 | 2 | 1 | 3 | 4 | 3 | 2 | — | — | — | |
| 624120 | Services for elderly & disabled persons | 602 | 3 407 | 15 521 | 15 | 2 | 1 | 3 | 4 | 3 | 2 | — | — | — | |
| 62419 | Other individual & family services | 827 | 4 332 | 18 161 | 38 | 19 | 4 | 8 | 4 | 2 | — | 1 | — | — | |
| 624190 | Other individual & family services | 827 | 4 332 | 18 161 | 38 | 19 | 4 | 8 | 4 | 2 | — | 1 | — | — | |
| 6242 | Community, emergency & other relief services | (C) | (D) | (D) | 16 | 8 | 2 | 3 | 3 | — | — | — | — | — | |
| 6243 | Vocational rehabilitation services | 379 | 1 261 | 5 515 | 12 | 4 | 2 | 2 | 2 | 1 | 1 | — | — | — | |
| 62431 | Vocational rehabilitation services | 379 | 1 261 | 5 515 | 12 | 4 | 2 | 2 | 2 | 1 | 1 | — | — | — | |
| 624310 | Vocational rehabilitation services | 379 | 1 261 | 5 515 | 12 | 4 | 2 | 2 | 2 | 1 | 1 | — | — | — | |
| 6244 | Child day care services | 2 177 | 7 096 | 30 237 | 140 | 40 | 26 | 40 | 31 | 1 | 2 | — | — | — | |
| 62441 | Child day care services | 2 177 | 7 096 | 30 237 | 140 | 40 | 26 | 40 | 31 | 1 | 2 | — | — | — | |
| 624410 | Child day care services | 2 177 | 7 096 | 30 237 | 140 | 40 | 26 | 40 | 31 | 1 | 2 | — | — | — | |
| 71 | Arts, entertainment & recreation | 2 316 | 9 028 | 43 090 | 157 | 91 | 19 | 16 | 17 | 10 | 3 | 1 | — | — | |
| 711 | Performing arts, spectator sports & related industries | (E) | (D) | (D) | 45 | 28 | 8 | 5 | 2 | — | 2 | — | — | — | |
| 7112 | Spectator sports | 293 | 1 955 | 8 221 | 9 | 3 | 2 | 2 | — | — | 2 | — | — | — | |
| 71121 | Spectator sports | 293 | 1 955 | 8 221 | 9 | 3 | 2 | 2 | — | — | 2 | — | — | — | |
| 712 | Museums, historical sites & like institutions | (E) | (D) | (D) | 4 | 1 | — | — | — | 1 | — | 1 | — | — | |
| 7121 | Museums, historical sites & like institutions | (E) | (D) | (D) | 4 | 1 | — | — | — | 1 | — | 1 | — | — | |
| 71213 | Zoos & botanical gardens | (E) | (D) | (D) | 1 | — | — | — | — | — | — | 1 | — | — | |
| 713 | Amusement, gambling & recreation industries | 1 472 | 4 957 | 24 873 | 108 | 62 | 11 | 10 | 15 | 9 | 1 | — | — | — | |
| 7139 | Other amusement & recreation industries | 1 441 | 4 815 | 23 268 | 101 | 56 | 11 | 10 | 14 | 9 | 1 | — | — | — | |
| 71391 | Golf courses & country clubs | 295 | 1 364 | 7 764 | 11 | 3 | 1 | 4 | — | 3 | — | — | — | — | |
| 713910 | Golf courses & country clubs | 295 | 1 364 | 7 764 | 11 | 3 | 1 | 4 | — | 3 | — | — | — | — | |
| 71394 | Fitness & recreational sports centers | 871 | 2 488 | 11 042 | 63 | 39 | 6 | 2 | 9 | 6 | 1 | — | — | — | |
| 713940 | Fitness & recreational sports centers | 871 | 2 488 | 11 042 | 63 | 39 | 6 | 2 | 9 | 6 | 1 | — | — | — | |
| 71395 | Bowling centers | 143 | 479 | 1 790 | 5 | — | — | 1 | 4 | — | — | — | — | — | |
| 713950 | Bowling centers | 143 | 479 | 1 790 | 5 | — | — | 1 | 4 | — | — | — | — | — | |
| 71399 | All other amusement & recreation industries | 106 | 304 | 1 987 | 17 | 11 | 3 | 2 | 1 | — | — | — | — | — | |
| 713990 | All other amusement & recreation industries | 106 | 304 | 1 987 | 17 | 11 | 3 | 2 | 1 | — | — | — | — | — | |
| 72 | Accommodation & food services | 11 965 | 35 202 | 147 028 | 842 | 351 | 172 | 137 | 121 | 48 | 12 | 1 | — | — | |
| 721 | Accommodation | 672 | 2 750 | 11 650 | 45 | 21 | 7 | 11 | 4 | 1 | — | 1 | — | — | |
| 7211 | Traveler accommodation | (F) | (D) | (D) | 35 | 13 | 7 | 10 | 3 | 1 | — | 1 | — | — | |
| 72111 | Hotels (exc casino hotels) & motels | 625 | 2 455 | 10 280 | 34 | 12 | 7 | 10 | 3 | 1 | — | 1 | — | — | |
| 721110 | Hotels (exc casino hotels) & motels | 625 | 2 455 | 10 280 | 34 | 12 | 7 | 10 | 3 | 1 | — | 1 | — | — | |
| 722 | Food services & drinking places | 11 293 | 32 452 | 135 378 | 797 | 330 | 165 | 126 | 117 | 47 | 12 | — | — | — | |
| 7221 | Full-service restaurants | 5 472 | 16 297 | 65 650 | 267 | 83 | 53 | 42 | 55 | 26 | 8 | — | — | — | |
| 72211 | Full-service restaurants | 5 472 | 16 297 | 65 650 | 267 | 83 | 53 | 42 | 55 | 26 | 8 | — | — | — | |
| 722110 | Full-service restaurants | 5 472 | 16 297 | 65 650 | 267 | 83 | 53 | 42 | 55 | 26 | 8 | — | — | — | |
| 7222 | Limited-service eating places | 3 673 | 9 369 | 40 744 | 345 | 171 | 58 | 51 | 49 | 16 | — | — | — | — | |
| 72221 | Limited-service eating places | 3 673 | 9 369 | 40 744 | 345 | 171 | 58 | 51 | 49 | 16 | — | — | — | — | |
| 722211 | Limited-service restaurants | 3 177 | 7 972 | 34 369 | 263 | 129 | 40 | 34 | 44 | 16 | — | — | — | — | |
| 722213 | Snack & nonalcoholic beverage bars | 476 | 1 345 | 6 137 | 76 | 38 | 16 | 17 | 5 | — | — | — | — | — | |
| 7223 | Special food services | 1 425 | 4 611 | 19 405 | 99 | 35 | 26 | 21 | 10 | 5 | 2 | — | — | — | |
| 72231 | Food service contractors | 1 001 | 2 998 | 12 284 | 63 | 19 | 19 | 13 | 7 | 3 | 2 | — | — | — | |
| 722310 | Food service contractors | 1 001 | 2 998 | 12 284 | 63 | 19 | 19 | 13 | 7 | 3 | 2 | — | — | — | |
| 72232 | Caterers | 319 | 1 102 | 5 114 | 30 | 14 | 6 | 8 | — | 2 | — | — | — | — | |
| 722320 | Caterers | 319 | 1 102 | 5 114 | 30 | 14 | 6 | 8 | — | 2 | — | — | — | — | |
| 72233 | Mobile food services | 105 | 511 | 2 007 | 6 | 2 | 1 | — | 3 | — | — | — | — | — | |
| 722330 | Mobile food services | 105 | 511 | 2 007 | 6 | 2 | 1 | — | 3 | — | — | — | — | — | |

See footnotes at end of table.

Table 6. Counties—Employees, Payroll, and Establishments by Industry: 2001—Con.

[Excludes most government employees, railroad employees, and self-employed persons. Size class 1 to 4 includes establishments with payroll, but no employees, during mid-March pay period. (D) denotes figures withheld to avoid disclosing data for individual companies; the data are included in broader industry totals. Detailed industries with 100 or more employees are shown if industry was not a (D). For explanation of terms, abbreviations, and data reliability/comparability, see introductory text]

| NAICS code | Industry | Number of employees for week including March 12 | Payroll (\$1,000) | | Total number of establishments | Number of establishments by employment-size class | | | | | | | | |
|--------------------|--|---|-------------------|----------------|--------------------------------|---|------------|------------|------------|-----------|------------|------------|------------|---------------|
| | | | First quarter | Annual | | 1 to 4 | 5 to 9 | 10 to 19 | 20 to 49 | 50 to 99 | 100 to 249 | 250 to 499 | 500 to 999 | 1,000 or more |
| CAMDEN—Con. | | | | | | | | | | | | | | |
| 72 | Accommodation & food services—Con. | | | | | | | | | | | | | |
| 722 | Food services & drinking places—Con. | | | | | | | | | | | | | |
| 7224 | Drinking places (alcoholic beverages) | 723 | 2 175 | 9 579 | 86 | 41 | 28 | 12 | 3 | — | 2 | — | — | — |
| 72241 | Drinking places (alcoholic beverages) | 723 | 2 175 | 9 579 | 86 | 41 | 28 | 12 | 3 | — | 2 | — | — | — |
| 722410 | Drinking places (alcoholic beverages) | 723 | 2 175 | 9 579 | 86 | 41 | 28 | 12 | 3 | — | 2 | — | — | — |
| 81 | Other services (except public administration) | 9 728 | 48 353 | 197 816 | 1 280 | 781 | 264 | 137 | 76 | 13 | 8 | 1 | — | — |
| 811 | Repair & maintenance | 2 277 | 16 033 | 65 902 | 418 | 273 | 80 | 48 | 15 | 1 | 1 | — | — | — |
| 8111 | Automotive repair & maintenance | 1 512 | 9 036 | 37 358 | 303 | 197 | 60 | 38 | 8 | — | — | — | — | — |
| 81111 | Automotive mechanical & electrical R&M | 602 | 4 159 | 16 937 | 179 | 136 | 35 | 7 | 1 | — | — | — | — | — |
| 811111 | General automotive repair | 475 | 3 205 | 12 765 | 144 | 114 | 22 | 7 | 1 | — | — | — | — | — |
| 81112 | Automotive body, paint, interior & glass repair | 393 | 3 175 | 13 342 | 61 | 31 | 11 | 17 | 2 | — | — | — | — | — |
| 811121 | Automotive body, paint & interior R&M | 349 | 2 844 | 11 789 | 53 | 26 | 11 | 14 | 2 | — | — | — | — | — |
| 81119 | Other automotive R&M | 517 | 1 702 | 7 079 | 63 | 30 | 14 | 14 | 5 | — | — | — | — | — |
| 811192 | Car washes | 377 | 1 134 | 4 926 | 42 | 21 | 4 | 13 | 4 | — | — | — | — | — |
| 8112 | Electronic & precision equipment R&M | 210 | 1 719 | 7 415 | 37 | 23 | 8 | 4 | 2 | — | — | — | — | — |
| 81121 | Electronic & precision equipment R&M | 210 | 1 719 | 7 415 | 37 | 23 | 8 | 4 | 2 | — | — | — | — | — |
| 811212 | Computer & office machine R&M | 114 | 819 | 3 332 | 18 | 11 | 2 | 4 | 1 | — | — | — | — | — |
| 8113 | Commercial equipment (exc auto & elec) R&M | 348 | 3 416 | 14 118 | 43 | 26 | 8 | 3 | 5 | 1 | — | — | — | — |
| 81131 | Commercial equipment (exc auto & elec) R&M | 348 | 3 416 | 14 118 | 43 | 26 | 8 | 3 | 5 | 1 | — | — | — | — |
| 811310 | Commercial equipment (exc auto & elec) R&M | 348 | 3 416 | 14 118 | 43 | 26 | 8 | 3 | 5 | 1 | — | — | — | — |
| 8114 | Personal & household goods R&M | 207 | 1 862 | 7 011 | 35 | 27 | 4 | 3 | — | — | 1 | — | — | — |
| 81141 | Home, garden equipment & appliance R&M | 144 | 1 469 | 5 313 | 12 | 9 | — | 2 | — | — | 1 | — | — | — |
| 812 | Personal & laundry services | 2 804 | 12 556 | 53 377 | 441 | 289 | 86 | 42 | 18 | 3 | 3 | — | — | — |
| 8121 | Personal care services | 1 438 | 5 379 | 23 537 | 255 | 159 | 56 | 27 | 11 | 2 | — | — | — | — |
| 81211 | Hair, nail & skin care services | 1 272 | 4 873 | 21 216 | 228 | 146 | 45 | 27 | 8 | 2 | — | — | — | — |
| 812112 | Beauty salons | 1 182 | 4 631 | 20 032 | 190 | 113 | 41 | 26 | 8 | 2 | — | — | — | — |
| 81219 | Other personal care services | 166 | 506 | 2 321 | 27 | 13 | 11 | — | 3 | — | — | — | — | — |
| 8122 | Death care services | 136 | 1 141 | 4 968 | 36 | 28 | 4 | 4 | — | — | — | — | — | — |
| 8123 | Drycleaning & laundry services | 839 | 4 263 | 17 161 | 80 | 54 | 14 | 7 | 1 | 1 | 3 | — | — | — |
| 81232 | Drycleaning & laundry services (exc coin-op) | 216 | 746 | 3 052 | 59 | 42 | 12 | 5 | — | — | — | — | — | — |
| 812320 | Drycleaning & laundry services (exc coin-op) | 216 | 746 | 3 052 | 59 | 42 | 12 | 5 | — | — | — | — | — | — |
| 81233 | Linen & uniform supply | 592 | 3 452 | 13 865 | 8 | 1 | — | 2 | 1 | 1 | 3 | — | — | — |
| 8129 | Other personal services | 391 | 1 773 | 7 711 | 70 | 48 | 12 | 4 | 6 | — | — | — | — | — |
| 81291 | Pet care (except veterinary) services | 124 | 435 | 1 778 | 18 | 9 | 5 | 2 | 2 | — | — | — | — | — |
| 812910 | Pet care (except veterinary) services | 124 | 435 | 1 778 | 18 | 9 | 5 | 2 | 2 | — | — | — | — | — |
| 81299 | All other personal services | 158 | 892 | 4 292 | 30 | 24 | 2 | 1 | 3 | — | — | — | — | — |
| 812990 | All other personal services | 158 | 892 | 4 292 | 30 | 24 | 2 | 1 | 3 | — | — | — | — | — |
| 813 | Religious, grantmaking, civic, prof & like organizations | 4 647 | 19 764 | 78 537 | 421 | 219 | 98 | 47 | 43 | 9 | 4 | 1 | — | — |
| 8131 | Religious organizations | 3 273 | 11 015 | 42 023 | 260 | 128 | 63 | 29 | 31 | 5 | 3 | 1 | — | — |
| 81311 | Religious organizations | 3 273 | 11 015 | 42 023 | 260 | 128 | 63 | 29 | 31 | 5 | 3 | 1 | — | — |
| 813110 | Religious organizations | 3 273 | 11 015 | 42 023 | 260 | 128 | 63 | 29 | 31 | 5 | 3 | 1 | — | — |
| 8132 | Grantmaking & giving services | 307 | 1 999 | 8 589 | 20 | 10 | 1 | 4 | 3 | 2 | — | — | — | — |
| 81321 | Grantmaking & giving services | 307 | 1 999 | 8 589 | 20 | 10 | 1 | 4 | 3 | 2 | — | — | — | — |
| 813212 | Voluntary health organizations | 275 | 1 672 | 7 253 | 13 | 5 | 1 | 2 | 3 | 2 | — | — | — | — |
| 8133 | Social advocacy organizations | 205 | 754 | 3 083 | 19 | 10 | 3 | 4 | 1 | 1 | — | — | — | — |
| 81331 | Social advocacy organizations | 205 | 754 | 3 083 | 19 | 10 | 3 | 4 | 1 | 1 | — | — | — | — |
| 813319 | Other social advocacy organizations | 162 | 657 | 2 644 | 13 | 7 | 2 | 3 | — | — | — | — | — | — |
| 8134 | Civic & social organizations | 301 | 852 | 3 453 | 25 | 14 | 6 | 1 | 2 | 1 | 1 | — | — | — |
| 81341 | Civic & social organizations | 301 | 852 | 3 453 | 25 | 14 | 6 | 1 | 2 | 1 | 1 | — | — | — |
| 813410 | Civic & social organizations | 301 | 852 | 3 453 | 25 | 14 | 6 | 1 | 2 | 1 | 1 | — | — | — |
| 8139 | Business, labor, political, like organizations | 561 | 5 144 | 21 389 | 97 | 57 | 25 | 9 | 6 | — | — | — | — | — |
| 81392 | Professional organizations | 108 | 1 186 | 5 508 | 21 | 11 | 8 | 1 | 1 | — | — | — | — | — |
| 813920 | Professional organizations | 108 | 1 186 | 5 508 | 21 | 11 | 8 | 1 | 1 | — | — | — | — | — |
| 81393 | Labor unions & similar labor organizations | 200 | 2 275 | 9 227 | 33 | 22 | 5 | 4 | 2 | — | — | — | — | — |
| 813930 | Labor unions & similar labor organizations | 200 | 2 275 | 9 227 | 33 | 22 | 5 | 4 | 2 | — | — | — | — | — |
| 81399 | Oth similar organizations (exc business, prof, labor, pol) | 135 | 849 | 3 367 | 28 | 17 | 8 | 2 | 1 | — | — | — | — | — |
| 813990 | Oth similar organizations (exc business, prof, labor, pol) | 135 | 849 | 3 367 | 28 | 17 | 8 | 2 | 1 | — | — | — | — | — |
| 95 | Auxiliaries (exc corporate, subsidiary & regional mgt) | 468 | 4 358 | 19 695 | 16 | 3 | 3 | 2 | 6 | 1 | 1 | — | — | — |
| 99 | Unclassified establishments | 238 | 976 | 7 407 | 148 | 137 | 9 | 1 | 1 | — | — | — | — | — |
| CAPE MAY | | | | | | | | | | | | | | |
| | Total | 26 099 | 144 614 | 736 381 | 4 012 | 2 733 | 647 | 389 | 172 | 40 | 30 | — | — | 1 |
| 11 | Forestry, fishing, hunting, and agriculture support | (B) | (D) | (D) | 26 | 20 | 5 | 1 | — | — | — | — | — | — |
| 21 | Mining | 68 | 660 | 2 699 | 4 | — | 2 | — | 2 | — | — | — | — | — |
| 22 | Utilities | (E) | (D) | (D) | 3 | — | — | — | — | 2 | 1 | — | — | — |
| 221 | Utilities | (E) | (D) | (D) | 3 | — | — | — | — | 2 | 1 | — | — | — |
| 2211 | Elec pwr generation, transmsn & distribution | (C) | (D) | (D) | 2 | — | — | — | — | 1 | 1 | — | — | — |
| 22111 | Electric power generation | (C) | (D) | (D) | 1 | — | — | — | — | — | 1 | — | — | — |

See footnotes at end of table.

Table 6. Counties—Employees, Payroll, and Establishments by Industry: 2001—Con.

[Excludes most government employees, railroad employees, and self-employed persons. Size class 1 to 4 includes establishments with payroll, but no employees, during mid-March pay period. (D) denotes figures withheld to avoid disclosing data for individual companies; the data are included in broader industry totals. Detailed industries with 100 or more employees are shown if industry was not a (D). For explanation of terms, abbreviations, and data reliability/comparability, see introductory text]

| NAICS code | Industry | Number of employees for week including March 12 | Payroll (\$1,000) | | Total number of establishments | Number of establishments by employment-size class | | | | | | | | |
|----------------------|--|---|-------------------|----------------|--------------------------------|---|------------|-----------|-----------|----------|------------|------------|------------|---------------|
| | | | First quarter | Annual | | 1 to 4 | 5 to 9 | 10 to 19 | 20 to 49 | 50 to 99 | 100 to 249 | 250 to 499 | 500 to 999 | 1,000 or more |
| CAPE MAY—Con. | | | | | | | | | | | | | | |
| 23 | Construction | 2 146 | 15 307 | 69 348 | 508 | 356 | 92 | 52 | 7 | 1 | — | — | — | — |
| 233 | Building, developing & general contracting | 637 | 4 727 | 20 019 | 164 | 115 | 31 | 16 | 2 | — | — | — | — | — |
| 2332 | Residential building construction | 569 | 4 223 | 18 069 | 143 | 99 | 27 | 15 | 2 | — | — | — | — | — |
| 23321 | Single-family housing construction | 483 | 2 891 | 14 158 | 133 | 97 | 24 | 11 | 1 | — | — | — | — | — |
| 233210 | Single-family housing construction | 483 | 2 891 | 14 158 | 133 | 97 | 24 | 11 | 1 | — | — | — | — | — |
| 234 | Heavy construction | 235 | 2 642 | 12 490 | 22 | 10 | 5 | 5 | 1 | 1 | — | — | — | — |
| 2341 | Highway, street, bridge & tunnel construction | 121 | 1 739 | 7 936 | 5 | 1 | 1 | 2 | — | 1 | — | — | — | — |
| 23411 | Highway & street construction | 121 | 1 739 | 7 936 | 5 | 1 | 1 | 2 | — | 1 | — | — | — | — |
| 234110 | Highway & street construction | 121 | 1 739 | 7 936 | 5 | 1 | 1 | 2 | — | 1 | — | — | — | — |
| 2349 | Other heavy construction | 114 | 903 | 4 554 | 17 | 9 | 4 | 3 | 1 | — | — | — | — | — |
| 235 | Special trade contractors | 1 274 | 7 938 | 36 839 | 322 | 231 | 56 | 31 | 4 | — | — | — | — | — |
| 2351 | Plumbing, heating & AC contractor | 433 | 3 118 | 13 587 | 84 | 50 | 19 | 14 | 1 | — | — | — | — | — |
| 23511 | Plumbing, heating & AC contractor | 433 | 3 118 | 13 587 | 84 | 50 | 19 | 14 | 1 | — | — | — | — | — |
| 235110 | Plumbing, heating & AC contractor | 433 | 3 118 | 13 587 | 84 | 50 | 19 | 14 | 1 | — | — | — | — | — |
| 2352 | Painting & wall covering contractors | 115 | 576 | 2 771 | 42 | 35 | 6 | 1 | — | — | — | — | — | — |
| 23521 | Painting & wall covering contractors | 115 | 576 | 2 771 | 42 | 35 | 6 | 1 | — | — | — | — | — | — |
| 235210 | Painting & wall covering contractors | 115 | 576 | 2 771 | 42 | 35 | 6 | 1 | — | — | — | — | — | — |
| 2353 | Electrical contractors | 210 | 1 275 | 5 810 | 48 | 30 | 11 | 7 | — | — | — | — | — | — |
| 23531 | Electrical contractors | 210 | 1 275 | 5 810 | 48 | 30 | 11 | 7 | — | — | — | — | — | — |
| 235310 | Electrical contractors | 210 | 1 275 | 5 810 | 48 | 30 | 11 | 7 | — | — | — | — | — | — |
| 2354 | Masonry, drywall, insulation, tile contractors | 134 | 808 | 4 382 | 30 | 22 | 5 | 2 | 1 | — | — | — | — | — |
| 2355 | Carpentry & floor contractors | 110 | 658 | 2 813 | 44 | 38 | 6 | — | — | — | — | — | — | — |
| 2359 | Other special trade contractors | 121 | 729 | 3 725 | 38 | 28 | 6 | 4 | — | — | — | — | — | — |
| 31-33 | Manufacturing | 915 | 5 300 | 21 947 | 84 | 51 | 8 | 14 | 8 | 1 | 2 | — | — | — |
| 311 | Food mfg | 350 | 2 272 | 9 877 | 23 | 16 | 1 | 4 | — | — | 2 | — | — | — |
| 3117 | Seafood product preparation & packaging | (E) | (D) | (D) | 2 | — | — | — | — | — | 2 | — | — | — |
| 31171 | Seafood product preparation & packaging | (E) | (D) | (D) | 2 | — | — | — | — | — | 2 | — | — | — |
| 323 | Printing & related support activities | 198 | 1 009 | 3 795 | 16 | 7 | 4 | 1 | 3 | 1 | — | — | — | — |
| 3231 | Printing & related support activities | 198 | 1 009 | 3 795 | 16 | 7 | 4 | 1 | 3 | 1 | — | — | — | — |
| 32311 | Printing | (C) | (D) | (D) | 15 | 7 | 4 | 1 | 2 | 1 | — | — | — | — |
| 339 | Miscellaneous mfg | 111 | 461 | 1 491 | 9 | 5 | 1 | 1 | 2 | — | — | — | — | — |
| 3399 | Other miscellaneous mfg | (C) | (D) | (D) | 7 | 3 | 1 | 1 | 2 | — | — | — | — | — |
| 42 | Wholesale trade | 766 | 5 353 | 26 227 | 70 | 42 | 10 | 8 | 7 | 2 | 1 | — | — | — |
| 421 | Wholesale trade, durable goods | 282 | 1 981 | 9 243 | 37 | 23 | 7 | 4 | 2 | 1 | — | — | — | — |
| 4218 | Machinery, equipment & supplies whse | 122 | 741 | 3 572 | 9 | 3 | 4 | 1 | — | 1 | — | — | — | — |
| 422 | Wholesale trade, nondurable goods | 484 | 3 372 | 16 984 | 33 | 19 | 3 | 4 | 5 | 1 | 1 | — | — | — |
| 4224 | Grocery & related product whse | 368 | 2 694 | 13 406 | 19 | 11 | — | 3 | 3 | 1 | 1 | — | — | — |
| 42242 | Packaged frozen food whse | (C) | (D) | (D) | 1 | — | — | — | — | — | 1 | — | — | — |
| 44-45 | Retail trade | 5 452 | 26 080 | 134 458 | 752 | 472 | 126 | 96 | 44 | 6 | 8 | — | — | — |
| 441 | Motor vehicle & parts dealers | 674 | 5 533 | 26 072 | 42 | 16 | 9 | 5 | 9 | 2 | 1 | — | — | — |
| 4411 | Automobile dealers | 428 | 3 885 | 17 422 | 15 | 4 | 3 | 1 | 4 | 2 | 1 | — | — | — |
| 44111 | New car dealers | 421 | 3 857 | 17 269 | 11 | 1 | 2 | 1 | 4 | 2 | 1 | — | — | — |
| 441110 | New car dealers | 421 | 3 857 | 17 269 | 11 | 1 | 2 | 1 | 4 | 2 | 1 | — | — | — |
| 4412 | Other motor vehicle dealers | 188 | 1 356 | 7 288 | 21 | 10 | 5 | 2 | 4 | — | — | — | — | — |
| 44122 | Motorcycle & boat & other MV dealers | 139 | 860 | 5 005 | 17 | 9 | 3 | 2 | 3 | — | — | — | — | — |
| 442 | Furniture & home furnishing stores | 147 | 693 | 3 578 | 28 | 19 | 4 | 4 | 1 | — | — | — | — | — |
| 444 | Bldg material & garden equip & supp dealers | 522 | 3 027 | 13 671 | 69 | 42 | 17 | 5 | 4 | — | 1 | — | — | — |
| 4441 | Building material & supplies dealers | 483 | 2 914 | 13 017 | 55 | 30 | 16 | 4 | 4 | — | 1 | — | — | — |
| 44411 | Home centers | (C) | (D) | (D) | 3 | — | 1 | 1 | — | — | 1 | — | — | — |
| 44413 | Hardware stores | 122 | 560 | 2 400 | 14 | 5 | 5 | 2 | 2 | — | — | — | — | — |
| 444130 | Hardware stores | 122 | 560 | 2 400 | 14 | 5 | 5 | 2 | 2 | — | — | — | — | — |
| 44419 | Other building material dealers | 160 | 1 137 | 5 312 | 30 | 18 | 9 | 1 | 2 | — | — | — | — | — |
| 444190 | Other building material dealers | 160 | 1 137 | 5 312 | 30 | 18 | 9 | 1 | 2 | — | — | — | — | — |
| 445 | Food & beverage stores | 1 945 | 8 809 | 46 998 | 164 | 85 | 20 | 39 | 13 | 2 | 5 | — | — | — |
| 4451 | Grocery stores | 1 563 | 7 284 | 36 674 | 84 | 32 | 7 | 30 | 8 | 2 | 5 | — | — | — |
| 44511 | Grocery (except convenience) stores | 1 069 | 5 406 | 27 497 | 48 | 26 | 4 | 7 | 4 | 2 | 5 | — | — | — |
| 445110 | Grocery (except convenience) stores | 1 069 | 5 406 | 27 497 | 48 | 26 | 4 | 7 | 4 | 2 | 5 | — | — | — |
| 44512 | Convenience stores | 494 | 1 878 | 9 177 | 36 | 6 | 3 | 23 | 4 | — | — | — | — | — |
| 445120 | Convenience stores | 494 | 1 878 | 9 177 | 36 | 6 | 3 | 23 | 4 | — | — | — | — | — |
| 4452 | Specialty food stores | 171 | 620 | 5 240 | 50 | 38 | 6 | 4 | 2 | — | — | — | — | — |
| 44529 | Other specialty food stores | 124 | 470 | 3 072 | 26 | 17 | 5 | 2 | 2 | — | — | — | — | — |
| 445292 | Confectionery & nut stores | 122 | 468 | 2 840 | 20 | 11 | 5 | 2 | 2 | — | — | — | — | — |
| 4453 | Beer, wine & liquor stores | 211 | 905 | 5 084 | 30 | 15 | 7 | 5 | 3 | — | — | — | — | — |
| 44531 | Beer, wine & liquor stores | 211 | 905 | 5 084 | 30 | 15 | 7 | 5 | 3 | — | — | — | — | — |
| 445310 | Beer, wine & liquor stores | 211 | 905 | 5 084 | 30 | 15 | 7 | 5 | 3 | — | — | — | — | — |
| 446 | Health & personal care stores | 353 | 1 818 | 8 088 | 37 | 18 | 2 | 12 | 5 | — | — | — | — | — |
| 4461 | Health & personal care stores | 353 | 1 818 | 8 088 | 37 | 18 | 2 | 12 | 5 | — | — | — | — | — |
| 44611 | Pharmacies & drug stores | 290 | 1 594 | 7 178 | 20 | 3 | 2 | 11 | 4 | — | — | — | — | — |
| 446110 | Pharmacies & drug stores | 290 | 1 594 | 7 178 | 20 | 3 | 2 | 11 | 4 | — | — | — | — | — |
| 447 | Gasoline stations | 217 | 808 | 3 630 | 44 | 24 | 14 | 5 | 1 | — | — | — | — | — |
| 4471 | Gasoline stations | 217 | 808 | 3 630 | 44 | 24 | 14 | 5 | 1 | — | — | — | — | — |
| 44719 | Other gasoline stations | (C) | (D) | (D) | 40 | 21 | 14 | 4 | 1 | — | — | — | — | — |

See footnotes at end of table.

Table 6. Counties—Employees, Payroll, and Establishments by Industry: 2001—Con.

[Excludes most government employees, railroad employees, and self-employed persons. Size class 1 to 4 includes establishments with payroll, but no employees, during mid-March pay period. (D) denotes figures withheld to avoid disclosing data for individual companies; the data are included in broader industry totals. Detailed industries with 100 or more employees are shown if industry was not a (D). For explanation of terms, abbreviations, and data reliability/comparability, see introductory text]

| NAICS code | Industry | Number of employees for week including March 12 | Payroll (\$1,000) | | Total number of establishments | Number of establishments by employment-size class | | | | | | | | |
|---|--|---|-------------------|--------|--------------------------------|---|--------|----------|----------|----------|------------|------------|------------|---------------|
| | | | First quarter | Annual | | 1 to 4 | 5 to 9 | 10 to 19 | 20 to 49 | 50 to 99 | 100 to 249 | 250 to 499 | 500 to 999 | 1,000 or more |
| CAPE MAY—Con. | | | | | | | | | | | | | | |
| 44-45 Retail trade—Con. | | | | | | | | | | | | | | |
| 448 | Clothing & clothing accessories stores | 553 | 1 702 | 11 793 | 133 | 98 | 21 | 9 | 4 | 1 | — | — | — | — |
| 4481 | Clothing stores | 436 | 1 365 | 9 796 | 104 | 76 | 15 | 9 | 3 | 1 | — | — | — | — |
| 44812 | Women's clothing stores | 136 | 396 | 2 610 | 32 | 22 | 5 | 4 | 1 | — | — | — | — | — |
| 448120 | Women's clothing stores | 136 | 396 | 2 610 | 32 | 22 | 5 | 4 | 1 | — | — | — | — | — |
| 44814 | Family clothing stores | 221 | 621 | 4 339 | 28 | 18 | 3 | 4 | 2 | 1 | — | — | — | — |
| 448140 | Family clothing stores | 221 | 621 | 4 339 | 28 | 18 | 3 | 4 | 2 | 1 | — | — | — | — |
| 451 | Sporting goods, hobby, book & music stores | 139 | 422 | 2 758 | 56 | 44 | 9 | 2 | 1 | — | — | — | — | — |
| 4511 | Sporting goods, hobby, musical instrument stores | 111 | 344 | 2 375 | 45 | 36 | 6 | 2 | 1 | — | — | — | — | — |
| 452 | General merchandise stores | 383 | 1 313 | 6 285 | 28 | 13 | 7 | 3 | 3 | 1 | 1 | — | — | — |
| 4521 | Department stores | (C) | (D) | (D) | 2 | — | — | — | — | 1 | 1 | — | — | — |
| 45211 | Department stores | (C) | (D) | (D) | 2 | — | — | — | — | 1 | 1 | — | — | — |
| 4529 | Other general merchandise stores | (C) | (D) | (D) | 26 | 13 | 7 | 3 | 3 | — | — | — | — | — |
| 45299 | All other general merchandise stores | (C) | (D) | (D) | 26 | 13 | 7 | 3 | 3 | — | — | — | — | — |
| 453 | Miscellaneous store retailers | 352 | 1 148 | 7 721 | 115 | 89 | 16 | 8 | 2 | — | — | — | — | — |
| 4532 | Office supplies, stationery & gift stores | (C) | (D) | (D) | 71 | 56 | 9 | 4 | 2 | — | — | — | — | — |
| 45322 | Gift, novelty & souvenir stores | 174 | 395 | 4 073 | 70 | 56 | 9 | 4 | 1 | — | — | — | — | — |
| 453220 | Gift, novelty & souvenir stores | 174 | 395 | 4 073 | 70 | 56 | 9 | 4 | 1 | — | — | — | — | — |
| 4539 | Other miscellaneous store retailers | 112 | 519 | 2 429 | 28 | 18 | 6 | 4 | — | — | — | — | — | — |
| 48-49 Transportation & warehousing | | | | | | | | | | | | | | |
| 485 | Transit & ground passenger transportation | (E) | (D) | (D) | 9 | 4 | 2 | — | 1 | 1 | 1 | — | — | — |
| 4854 | School & employee bus transportation | (C) | (D) | (D) | 2 | 1 | — | — | — | — | 1 | — | — | — |
| 48541 | School & employee bus transportation | (C) | (D) | (D) | 2 | 1 | — | — | — | — | 1 | — | — | — |
| 51 Information | | | | | | | | | | | | | | |
| 511 | Publishing industries | 188 | 1 042 | 4 961 | 6 | 1 | 1 | 1 | 2 | 1 | — | — | — | — |
| 5111 | Newspaper, periodical, book, database publishers | 188 | 1 042 | 4 961 | 6 | 1 | 1 | 1 | 2 | 1 | — | — | — | — |
| 51111 | Newspaper publishers | (C) | (D) | (D) | 5 | — | 1 | 1 | 2 | 1 | — | — | — | — |
| 513 | Broadcasting & telecommunications | 364 | 4 700 | 17 270 | 23 | 11 | 5 | 4 | — | 2 | 1 | — | — | — |
| 5133 | Telecommunications | (E) | (D) | (D) | 11 | 6 | 2 | 1 | — | 1 | 1 | — | — | — |
| 51331 | Wired telecommunications carriers | (C) | (D) | (D) | 10 | 5 | 2 | 1 | — | 1 | 1 | — | — | — |
| 52 Finance & insurance | | | | | | | | | | | | | | |
| 522 | Credit intermediation & related activities | 652 | 4 853 | 20 429 | 81 | 34 | 35 | 7 | 3 | 2 | — | — | — | — |
| 5221 | Depository credit intermediation | 632 | 4 590 | 19 382 | 69 | 22 | 35 | 7 | 3 | 2 | — | — | — | — |
| 52211 | Commercial banking | (E) | (D) | (D) | 39 | 17 | 17 | 4 | 1 | — | — | — | — | — |
| 52212 | Savings institutions | 374 | 2 998 | 13 559 | 28 | 3 | 18 | 3 | 2 | 2 | — | — | — | — |
| 522120 | Savings institutions | 374 | 2 998 | 13 559 | 28 | 3 | 18 | 3 | 2 | 2 | — | — | — | — |
| 524 | Insurance carriers & related activities | (C) | (D) | (D) | 36 | 24 | 8 | 1 | 3 | — | — | — | — | — |
| 5242 | Agencies & other insurance related activities | (C) | (D) | (D) | 33 | 23 | 6 | 1 | 3 | — | — | — | — | — |
| 52421 | Insurance agencies & brokerages | (C) | (D) | (D) | 27 | 18 | 5 | 1 | 3 | — | — | — | — | — |
| 53 Real estate & rental & leasing | | | | | | | | | | | | | | |
| 531 | Real estate | (F) | (D) | (D) | 184 | 148 | 23 | 10 | 3 | — | — | — | — | — |
| 5311 | Lessors of real estate | 141 | 713 | 4 027 | 61 | 54 | 4 | 2 | 1 | — | — | — | — | — |
| 5312 | Offices of real estate agents & brokers | 351 | 2 150 | 11 308 | 94 | 71 | 16 | 5 | 2 | — | — | — | — | — |
| 53121 | Offices of real estate agents & brokers | 351 | 2 150 | 11 308 | 94 | 71 | 16 | 5 | 2 | — | — | — | — | — |
| 531210 | Offices of real estate agents & brokers | 351 | 2 150 | 11 308 | 94 | 71 | 16 | 5 | 2 | — | — | — | — | — |
| 532 | Rental & leasing services | (C) | (D) | (D) | 42 | 33 | 6 | 2 | 1 | — | — | — | — | — |
| 54 Professional, scientific & technical services | | | | | | | | | | | | | | |
| 541 | Professional, scientific & technical services | 1 239 | 9 922 | 44 198 | 221 | 150 | 43 | 21 | 5 | 1 | 1 | — | — | — |
| 5411 | Legal services | 311 | 2 941 | 12 417 | 80 | 55 | 19 | 6 | — | — | — | — | — | — |
| 54111 | Offices of lawyers | 238 | 2 209 | 9 585 | 68 | 52 | 12 | 4 | — | — | — | — | — | — |
| 541110 | Offices of lawyers | 238 | 2 209 | 9 585 | 68 | 52 | 12 | 4 | — | — | — | — | — | — |
| 5412 | Accounting, tax prep, bookkeep, payroll services | 249 | 1 563 | 6 795 | 35 | 24 | 4 | 3 | 3 | 1 | — | — | — | — |
| 54121 | Accounting, tax prep, bookkeep, payroll services | 249 | 1 563 | 6 795 | 35 | 24 | 4 | 3 | 3 | 1 | — | — | — | — |
| 541219 | Other accounting services | 119 | 556 | 2 515 | 13 | 8 | 2 | 2 | — | 1 | — | — | — | — |
| 5413 | Architectural, engineering & related services | 428 | 3 635 | 16 038 | 39 | 22 | 10 | 5 | 1 | — | 1 | — | — | — |
| 54133 | Engineering services | 343 | 2 881 | 12 260 | 15 | 5 | 4 | 5 | — | — | 1 | — | — | — |
| 541330 | Engineering services | 343 | 2 881 | 12 260 | 15 | 5 | 4 | 5 | — | — | 1 | — | — | — |
| 5419 | Oth professional, scientific, technical services | 106 | 508 | 2 532 | 14 | 6 | 3 | 4 | 1 | — | — | — | — | — |
| 54194 | Veterinary services | 103 | 493 | 2 303 | 9 | 1 | 3 | 4 | 1 | — | — | — | — | — |
| 541940 | Veterinary services | 103 | 493 | 2 303 | 9 | 1 | 3 | 4 | 1 | — | — | — | — | — |
| 55 Management of companies & enterprises | | | | | | | | | | | | | | |
| 55 | Management of companies & enterprises | (A) | (D) | (D) | 2 | 1 | 1 | — | — | — | — | — | — | — |

See footnotes at end of table.

Table 6. Counties—Employees, Payroll, and Establishments by Industry: 2001—Con.

[Excludes most government employees, railroad employees, and self-employed persons. Size class 1 to 4 includes establishments with payroll, but no employees, during mid-March pay period. (D) denotes figures withheld to avoid disclosing data for individual companies; the data are included in broader industry totals. Detailed industries with 100 or more employees are shown if industry was not a (D). For explanation of terms, abbreviations, and data reliability/comparability, see introductory text]

| NAICS code | Industry | Number of employees for week including March 12 | Payroll (\$1,000) | | Total number of establishments | Number of establishments by employment-size class | | | | | | | | | |
|----------------------|---|---|-------------------|----------------|--------------------------------|---|------------|-----------|-----------|-----------|------------|------------|------------|---------------|--|
| | | | First quarter | Annual | | 1 to 4 | 5 to 9 | 10 to 19 | 20 to 49 | 50 to 99 | 100 to 249 | 250 to 499 | 500 to 999 | 1,000 or more | |
| CAPE MAY—Con. | | | | | | | | | | | | | | | |
| 56 | Admin, support, waste mgmt, remediation services | 771 | 4 264 | 23 283 | 189 | 149 | 22 | 8 | 8 | 2 | — | — | — | — | |
| 561 | Administrative & support services | (F) | (D) | (D) | 179 | 144 | 20 | 7 | 6 | 2 | — | — | — | — | |
| 5611 | Office administrative services | 109 | 908 | 5 757 | 14 | 9 | 2 | — | 3 | — | — | — | — | — | |
| 56111 | Office administrative services | 109 | 908 | 5 757 | 14 | 9 | 2 | — | 3 | — | — | — | — | — | |
| 561110 | Office administrative services | 109 | 908 | 5 757 | 14 | 9 | 2 | — | 3 | — | — | — | — | — | |
| 5615 | Travel arrangement & reservation services | 125 | 960 | 3 893 | 24 | 20 | 2 | — | 1 | 1 | — | — | — | — | |
| 5617 | Services to buildings & dwellings | 374 | 1 300 | 8 766 | 122 | 100 | 14 | 5 | 2 | 1 | — | — | — | — | |
| 56172 | Janitorial services | 182 | 498 | 2 609 | 41 | 32 | 5 | 2 | 1 | 1 | — | — | — | — | |
| 561720 | Janitorial services | 182 | 498 | 2 609 | 41 | 32 | 5 | 2 | 1 | 1 | — | — | — | — | |
| 56173 | Landscaping services | 121 | 364 | 3 720 | 58 | 50 | 5 | 2 | 1 | — | — | — | — | — | |
| 561730 | Landscaping services | 121 | 364 | 3 720 | 58 | 50 | 5 | 2 | 1 | — | — | — | — | — | |
| 61 | Educational services | 305 | 1 287 | 5 011 | 27 | 9 | 7 | 5 | 6 | — | — | — | — | — | |
| 611 | Educational services | 305 | 1 287 | 5 011 | 27 | 9 | 7 | 5 | 6 | — | — | — | — | — | |
| 6111 | Elementary & secondary schools | (C) | (D) | (D) | 8 | — | 1 | 3 | 4 | — | — | — | — | — | |
| 61111 | Elementary & secondary schools | (C) | (D) | (D) | 8 | — | 1 | 3 | 4 | — | — | — | — | — | |
| 6116 | Other schools & instruction | 113 | 285 | 1 161 | 16 | 7 | 6 | 1 | 2 | — | — | — | — | — | |
| 62 | Health care and social assistance | 3 716 | 26 161 | 114 898 | 259 | 139 | 64 | 38 | 9 | 1 | 7 | — | — | 1 | |
| 621 | Ambulatory health care services | 1 331 | 11 759 | 55 521 | 191 | 110 | 46 | 29 | 4 | — | 2 | — | — | — | |
| 6211 | Offices of physicians | 470 | 5 748 | 29 519 | 85 | 46 | 22 | 16 | 1 | — | — | — | — | — | |
| 62111 | Offices of physicians | 470 | 5 748 | 29 519 | 85 | 46 | 22 | 16 | 1 | — | — | — | — | — | |
| 6212 | Offices of dentists | 226 | 1 653 | 8 369 | 38 | 17 | 13 | 8 | — | — | — | — | — | — | |
| 62121 | Offices of dentists | 226 | 1 653 | 8 369 | 38 | 17 | 13 | 8 | — | — | — | — | — | — | |
| 621210 | Offices of dentists | 226 | 1 653 | 8 369 | 38 | 17 | 13 | 8 | — | — | — | — | — | — | |
| 6213 | Offices of other health practitioners | 107 | 656 | 2 696 | 44 | 38 | 6 | — | — | — | — | — | — | — | |
| 6214 | Outpatient care centers | 213 | 1 641 | 6 549 | 6 | 2 | 1 | 2 | — | — | 1 | — | — | — | |
| 62142 | Outpatient mental health, substance abuse ctrs | (C) | (D) | (D) | 1 | — | — | — | — | — | 1 | — | — | — | |
| 6216 | Home health care services | (C) | (D) | (D) | 7 | 2 | 1 | 2 | 1 | — | 1 | — | — | — | |
| 62161 | Home health care services | (C) | (D) | (D) | 7 | 2 | 1 | 2 | 1 | — | 1 | — | — | — | |
| 622 | Hospitals | (G) | (D) | (D) | 1 | — | — | — | — | — | — | — | — | 1 | |
| 6221 | General medical & surgical hospitals | (G) | (D) | (D) | 1 | — | — | — | — | — | — | — | — | 1 | |
| 62211 | General medical & surgical hospitals | (G) | (D) | (D) | 1 | — | — | — | — | — | — | — | — | 1 | |
| 623 | Nursing & residential care facilities | 917 | 5 150 | 20 332 | 21 | 2 | 6 | 6 | 2 | 1 | 4 | — | — | — | |
| 6231 | Nursing care facilities | 634 | 3 869 | 15 124 | 6 | 1 | — | — | 1 | 1 | 3 | — | — | — | |
| 62311 | Nursing care facilities | 634 | 3 869 | 15 124 | 6 | 1 | — | — | 1 | 1 | 3 | — | — | — | |
| 623110 | Nursing care facilities | 634 | 3 869 | 15 124 | 6 | 1 | — | — | 1 | 1 | 3 | — | — | — | |
| 6232 | Residential mental retardation, health facil | (C) | (D) | (D) | 11 | 1 | 5 | 5 | — | — | — | — | — | — | |
| 6233 | Community care facilities for the elderly | (C) | (D) | (D) | 4 | — | 1 | 1 | 1 | — | 1 | — | — | — | |
| 62331 | Community care facilities for the elderly | (C) | (D) | (D) | 4 | — | 1 | 1 | 1 | — | 1 | — | — | — | |
| 624 | Social assistance | (E) | (D) | (D) | 46 | 27 | 12 | 3 | 3 | — | 1 | — | — | — | |
| 6243 | Vocational rehabilitation services | (C) | (D) | (D) | 2 | — | 1 | — | — | — | 1 | — | — | — | |
| 62431 | Vocational rehabilitation services | (C) | (D) | (D) | 2 | — | 1 | — | — | — | 1 | — | — | — | |
| 6244 | Child day care services | (C) | (D) | (D) | 29 | 16 | 8 | 3 | 2 | — | — | — | — | — | |
| 62441 | Child day care services | (C) | (D) | (D) | 29 | 16 | 8 | 3 | 2 | — | — | — | — | — | |
| 71 | Arts, entertainment & recreation | 1 042 | 4 397 | 30 671 | 142 | 100 | 15 | 17 | 6 | 2 | 2 | — | — | — | |
| 712 | Museums, historical sites & like institutions | 192 | 316 | 2 012 | 8 | 5 | — | 2 | — | — | 1 | — | — | — | |
| 7121 | Museums, historical sites & like institutions | 192 | 316 | 2 012 | 8 | 5 | — | 2 | — | — | 1 | — | — | — | |
| 71212 | Historical sites | (C) | (D) | (D) | 3 | — | — | 2 | — | — | 1 | — | — | — | |
| 713 | Amusement, gambling & recreation industries | 827 | 3 990 | 28 284 | 124 | 87 | 13 | 15 | 6 | 2 | 1 | — | — | — | |
| 7131 | Amusement parks & arcades | (C) | (D) | (D) | 27 | 19 | 2 | 5 | — | — | 1 | — | — | — | |
| 71311 | Amusement & theme parks | 182 | 1 342 | 9 927 | 7 | 2 | 1 | 3 | — | — | 1 | — | — | — | |
| 713110 | Amusement & theme parks | 182 | 1 342 | 9 927 | 7 | 2 | 1 | 3 | — | — | 1 | — | — | — | |
| 7139 | Other amusement & recreation industries | 601 | 2 564 | 16 358 | 94 | 65 | 11 | 10 | 6 | 2 | — | — | — | — | |
| 71391 | Golf courses & country clubs | 177 | 819 | 5 046 | 10 | 4 | — | 3 | 2 | 1 | — | — | — | — | |
| 713910 | Golf courses & country clubs | 177 | 819 | 5 046 | 10 | 4 | — | 3 | 2 | 1 | — | — | — | — | |
| 71393 | Marinas | 137 | 873 | 4 937 | 25 | 16 | 5 | 1 | 3 | — | — | — | — | — | |
| 713930 | Marinas | 137 | 873 | 4 937 | 25 | 16 | 5 | 1 | 3 | — | — | — | — | — | |
| 71394 | Fitness & recreational sports centers | 101 | 249 | 1 701 | 18 | 12 | 4 | 1 | 1 | — | — | — | — | — | |
| 713940 | Fitness & recreational sports centers | 101 | 249 | 1 701 | 18 | 12 | 4 | 1 | 1 | — | — | — | — | — | |
| 71399 | All other amusement & recreation industries | 166 | 554 | 4 377 | 38 | 32 | 1 | 4 | — | 1 | — | — | — | — | |
| 713990 | All other amusement & recreation industries | 166 | 554 | 4 377 | 38 | 32 | 1 | 4 | — | 1 | — | — | — | — | |
| 72 | Accommodation & food services | 5 170 | 15 249 | 129 614 | 892 | 646 | 105 | 71 | 51 | 14 | 5 | — | — | — | |
| 721 | Accommodation | 1 786 | 6 427 | 53 047 | 368 | 283 | 42 | 23 | 12 | 6 | 2 | — | — | — | |
| 7211 | Traveler accommodation | 1 601 | 5 371 | 44 405 | 333 | 261 | 35 | 19 | 10 | 6 | 2 | — | — | — | |
| 72111 | Hotels (exc casino hotels) & motels | 1 488 | 5 053 | 42 427 | 300 | 237 | 28 | 18 | 9 | 6 | 2 | — | — | — | |
| 721110 | Hotels (exc casino hotels) & motels | 1 488 | 5 053 | 42 427 | 300 | 237 | 28 | 18 | 9 | 6 | 2 | — | — | — | |
| 72119 | Other traveler accommodation | 113 | 318 | 1 978 | 33 | 24 | 7 | 1 | 1 | — | — | — | — | — | |
| 7212 | RV parks & recreational camps | 182 | 1 046 | 8 575 | 32 | 19 | 7 | 4 | 2 | — | — | — | — | — | |
| 72121 | RV parks & recreational camps | 182 | 1 046 | 8 575 | 32 | 19 | 7 | 4 | 2 | — | — | — | — | — | |

See footnotes at end of table.

Table 6. Counties—Employees, Payroll, and Establishments by Industry: 2001—Con.

[Excludes most government employees, railroad employees, and self-employed persons. Size class 1 to 4 includes establishments with payroll, but no employees, during mid-March pay period. (D) denotes figures withheld to avoid disclosing data for individual companies; the data are included in broader industry totals. Detailed industries with 100 or more employees are shown if industry was not a (D). For explanation of terms, abbreviations, and data reliability/comparability, see introductory text]

| NAICS code | Industry | Number of employees for week including March 12 | Payroll (\$1,000) | | Total number of establishments | Number of establishments by employment-size class | | | | | | | | |
|----------------------|---|---|-------------------|------------------|--------------------------------|---|------------|------------|------------|-----------|------------|------------|------------|---------------|
| | | | First quarter | Annual | | 1 to 4 | 5 to 9 | 10 to 19 | 20 to 49 | 50 to 99 | 100 to 249 | 250 to 499 | 500 to 999 | 1,000 or more |
| CAPE MAY—Con. | | | | | | | | | | | | | | |
| 72 | Accommodation & food services—Con. | | | | | | | | | | | | | |
| 722 | Food services & drinking places | 3 384 | 8 822 | 76 567 | 524 | 363 | 63 | 48 | 39 | 8 | 3 | — | — | — |
| 7221 | Full-service restaurants | 2 289 | 5 987 | 54 276 | 269 | 171 | 33 | 30 | 27 | 6 | 2 | — | — | — |
| 72211 | Full-service restaurants | 2 289 | 5 987 | 54 276 | 269 | 171 | 33 | 30 | 27 | 6 | 2 | — | — | — |
| 722110 | Full-service restaurants | 2 289 | 5 987 | 54 276 | 269 | 171 | 33 | 30 | 27 | 6 | 2 | — | — | — |
| 7222 | Limited-service eating places | 747 | 1 668 | 13 073 | 191 | 150 | 20 | 11 | 8 | 1 | 1 | — | — | — |
| 72221 | Limited-service eating places | 747 | 1 668 | 13 073 | 191 | 150 | 20 | 11 | 8 | 1 | 1 | — | — | — |
| 722211 | Limited-service restaurants | 510 | 1 184 | 8 787 | 111 | 85 | 9 | 9 | 7 | — | 1 | — | — | — |
| 7223 | Special food services | 107 | 363 | 1 982 | 22 | 15 | 2 | 4 | 1 | — | — | — | — | — |
| 72231 | Food service contractors | 107 | 363 | 1 618 | 14 | 7 | 2 | 4 | 1 | — | — | — | — | — |
| 722310 | Food service contractors | 107 | 363 | 1 618 | 14 | 7 | 2 | 4 | 1 | — | — | — | — | — |
| 7224 | Drinking places (alcoholic beverages) | 241 | 804 | 7 236 | 42 | 27 | 8 | 3 | 3 | 1 | — | — | — | — |
| 72241 | Drinking places (alcoholic beverages) | 241 | 804 | 7 236 | 42 | 27 | 8 | 3 | 3 | 1 | — | — | — | — |
| 722410 | Drinking places (alcoholic beverages) | 241 | 804 | 7 236 | 42 | 27 | 8 | 3 | 3 | 1 | — | — | — | — |
| 81 | Other services (except public administration) | 1 480 | 5 929 | 28 457 | 336 | 247 | 56 | 25 | 5 | 2 | 1 | — | — | — |
| 811 | Repair & maintenance | 260 | 1 491 | 6 687 | 74 | 54 | 13 | 6 | 1 | — | — | — | — | — |
| 8111 | Automotive repair & maintenance | 204 | 1 178 | 5 080 | 51 | 35 | 10 | 5 | 1 | — | — | — | — | — |
| 81111 | Automotive mechanical & electrical R&M | 148 | 849 | 3 762 | 37 | 24 | 9 | 4 | — | — | — | — | — | — |
| 811111 | General automotive repair | 134 | 761 | 3 355 | 33 | 22 | 7 | 4 | — | — | — | — | — | — |
| 812 | Personal & laundry services | 619 | 2 380 | 11 894 | 109 | 86 | 13 | 6 | 1 | 2 | 1 | — | — | — |
| 8121 | Personal care services | 423 | 1 334 | 6 181 | 74 | 56 | 10 | 5 | 1 | 2 | — | — | — | — |
| 81211 | Hair, nail & skin care services | 417 | 1 317 | 6 104 | 68 | 50 | 10 | 5 | 1 | 2 | — | — | — | — |
| 812112 | Beauty salons | 411 | 1 289 | 5 988 | 64 | 46 | 10 | 5 | 1 | 2 | — | — | — | — |
| 8123 | Drycleaning & laundry services | 159 | 777 | 4 238 | 16 | 13 | 1 | 1 | — | — | 1 | — | — | — |
| 81233 | Linen & uniform supply | (C) | (D) | (D) | 1 | — | — | — | — | — | 1 | — | — | — |
| 813 | Religious, grantmaking, civic, prof & like organizations | 601 | 2 058 | 9 876 | 153 | 107 | 30 | 13 | 3 | — | — | — | — | — |
| 8131 | Religious organizations | 341 | 1 107 | 4 613 | 64 | 38 | 16 | 8 | 2 | — | — | — | — | — |
| 81311 | Religious organizations | 341 | 1 107 | 4 613 | 64 | 38 | 16 | 8 | 2 | — | — | — | — | — |
| 813110 | Religious organizations | 341 | 1 107 | 4 613 | 64 | 38 | 16 | 8 | 2 | — | — | — | — | — |
| 8139 | Business, labor, political, like organizations | 214 | 777 | 4 367 | 77 | 62 | 10 | 4 | 1 | — | — | — | — | — |
| 81399 | Oth similar organizations (exc business, prof, labor, pol) | 122 | 489 | 3 156 | 56 | 49 | 4 | 3 | — | — | — | — | — | — |
| 813990 | Oth similar organizations (exc business, prof, labor, pol) | 122 | 489 | 3 156 | 56 | 49 | 4 | 3 | — | — | — | — | — | — |
| 95 | Auxiliaries (exc corporate, subsidiary & regional mgt) | (A) | (D) | (D) | 2 | 2 | — | — | — | — | — | — | — | — |
| 99 | Unclassified establishments | (B) | (D) | (D) | 37 | 35 | 2 | — | — | — | — | — | — | — |
| CUMBERLAND | | | | | | | | | | | | | | |
| | Total | 44 657 | 320 739 | 1 346 739 | 2 997 | 1 532 | 606 | 430 | 273 | 82 | 53 | 14 | 6 | 1 |
| 11 | Forestry, fishing, hunting, and agriculture support | (B) | (D) | (D) | 19 | 16 | 2 | — | 1 | — | — | — | — | — |
| 21 | Mining | 221 | 2 141 | 8 788 | 9 | 2 | 1 | 1 | 4 | 1 | — | — | — | — |
| 212 | Mining (except oil & gas) | 221 | 2 141 | 8 788 | 9 | 2 | 1 | 1 | 4 | 1 | — | — | — | — |
| 2123 | Nonmetallic mineral mining & quarrying | (C) | (D) | (D) | 8 | 1 | 1 | 1 | 4 | 1 | — | — | — | — |
| 21232 | Sand, gravel, clay, refractory minerals mining | (C) | (D) | (D) | 8 | 1 | 1 | 1 | 4 | 1 | — | — | — | — |
| 22 | Utilities | 100 | 1 365 | 5 690 | 3 | — | — | 1 | 2 | — | — | — | — | — |
| 221 | Utilities | 100 | 1 365 | 5 690 | 3 | — | — | 1 | 2 | — | — | — | — | — |
| 23 | Construction | 2 221 | 18 125 | 91 197 | 352 | 226 | 59 | 48 | 15 | 3 | 1 | — | — | — |
| 233 | Building, developing & general contracting | 599 | 5 060 | 22 040 | 94 | 58 | 19 | 12 | 4 | 1 | — | — | — | — |
| 2332 | Residential building construction | (C) | (D) | (D) | 66 | 49 | 11 | 6 | — | — | — | — | — | — |
| 23321 | Single-family housing construction | 226 | 939 | 4 477 | 63 | 47 | 10 | 6 | — | — | — | — | — | — |
| 233210 | Single-family housing construction | 226 | 939 | 4 477 | 63 | 47 | 10 | 6 | — | — | — | — | — | — |
| 2333 | Nonresidential building construction | 347 | 3 974 | 17 018 | 26 | 8 | 7 | 6 | 4 | 1 | — | — | — | — |
| 23332 | Commercial & institutional bldg construction .. | 319 | 3 708 | 15 770 | 22 | 6 | 7 | 4 | 4 | 1 | — | — | — | — |
| 233320 | Commercial & institutional bldg construction .. | 319 | 3 708 | 15 770 | 22 | 6 | 7 | 4 | 4 | 1 | — | — | — | — |
| 234 | Heavy construction | 186 | 1 535 | 9 766 | 19 | 10 | 2 | 5 | 1 | 1 | — | — | — | — |
| 2341 | Highway, street, bridge & tunnel construction ... | 110 | 925 | 6 861 | 6 | 2 | 1 | 1 | 1 | 1 | — | — | — | — |
| 23411 | Highway & street construction | 110 | 925 | 6 861 | 6 | 2 | 1 | 1 | 1 | 1 | — | — | — | — |
| 234110 | Highway & street construction | 110 | 925 | 6 861 | 6 | 2 | 1 | 1 | 1 | 1 | — | — | — | — |
| 235 | Special trade contractors | 1 436 | 11 530 | 59 391 | 239 | 158 | 38 | 31 | 10 | 1 | 1 | — | — | — |
| 2351 | Plumbing, heating & AC contractor | 404 | 4 018 | 21 832 | 47 | 27 | 12 | 4 | 3 | — | 1 | — | — | — |
| 23511 | Plumbing, heating & AC contractor | 404 | 4 018 | 21 832 | 47 | 27 | 12 | 4 | 3 | — | 1 | — | — | — |
| 235110 | Plumbing, heating & AC contractor | 404 | 4 018 | 21 832 | 47 | 27 | 12 | 4 | 3 | — | 1 | — | — | — |
| 2352 | Painting & wall covering contractors | 140 | 816 | 2 954 | 27 | 20 | 2 | 4 | 1 | — | — | — | — | — |
| 23521 | Painting & wall covering contractors | 140 | 816 | 2 954 | 27 | 20 | 2 | 4 | 1 | — | — | — | — | — |
| 235210 | Painting & wall covering contractors | 140 | 816 | 2 954 | 27 | 20 | 2 | 4 | 1 | — | — | — | — | — |
| 2353 | Electrical contractors | 240 | 2 514 | 13 327 | 30 | 19 | 2 | 4 | 5 | — | — | — | — | — |
| 23531 | Electrical contractors | 240 | 2 514 | 13 327 | 30 | 19 | 2 | 4 | 5 | — | — | — | — | — |
| 235310 | Electrical contractors | 240 | 2 514 | 13 327 | 30 | 19 | 2 | 4 | 5 | — | — | — | — | — |
| 2354 | Masonry, drywall, insulation, tile contractors | 117 | 862 | 4 648 | 32 | 22 | 7 | 3 | — | — | — | — | — | — |
| 2355 | Carpentry & floor contractors | 101 | 587 | 2 802 | 33 | 26 | 5 | 2 | — | — | — | — | — | — |

See footnotes at end of table.

Table 6. Counties—Employees, Payroll, and Establishments by Industry: 2001—Con.

[Excludes most government employees, railroad employees, and self-employed persons. Size class 1 to 4 includes establishments with payroll, but no employees, during mid-March pay period. (D) denotes figures withheld to avoid disclosing data for individual companies; the data are included in broader industry totals. Detailed industries with 100 or more employees are shown if industry was not a (D). For explanation of terms, abbreviations, and data reliability/comparability, see introductory text]

| NAICS code | Industry | Number of employees for week including March 12 | Payroll (\$1,000) | | Total number of establishments | Number of establishments by employment-size class | | | | | | | | | |
|------------------------|--|---|-------------------|---------|--------------------------------|---|--------|----------|----------|----------|------------|------------|------------|---------------|--|
| | | | First quarter | Annual | | 1 to 4 | 5 to 9 | 10 to 19 | 20 to 49 | 50 to 99 | 100 to 249 | 250 to 499 | 500 to 999 | 1,000 or more | |
| CUMBERLAND—Con. | | | | | | | | | | | | | | | |
| 23 | Construction—Con. | | | | | | | | | | | | | | |
| | Special trade contractors—Con. | | | | | | | | | | | | | | |
| 235 | Concrete contractors | 134 | 1 227 | 6 040 | 15 | 8 | — | 6 | 1 | — | — | — | — | — | |
| 2357 | Concrete contractors | 134 | 1 227 | 6 040 | 15 | 8 | — | 6 | 1 | — | — | — | — | | |
| 23571 | Concrete contractors | 134 | 1 227 | 6 040 | 15 | 8 | — | 6 | 1 | — | — | — | — | | |
| 235710 | Concrete contractors | 134 | 1 227 | 6 040 | 15 | 8 | — | 6 | 1 | — | — | — | — | | |
| 2359 | Other special trade contractors | 222 | 1 044 | 5 592 | 32 | 19 | 6 | 6 | — | 1 | — | — | — | | |
| 23593 | Excavation contractors | 132 | 416 | 3 132 | 13 | 9 | — | 3 | — | 1 | — | — | — | | |
| 235930 | Excavation contractors | 132 | 416 | 3 132 | 13 | 9 | — | 3 | — | 1 | — | — | — | | |
| 31-33 | Manufacturing | | | | | | | | | | | | | 10 778 | |
| | Food mfg | | | | | | | | | | | | | 2 099 | |
| 311 | Food mfg | 2 099 | 16 382 | 73 779 | 28 | 5 | 4 | 4 | 3 | 4 | 6 | 2 | — | | |
| 3114 | Fruit & veg preserving & specialty food mfg | 1 275 | 11 572 | 52 025 | 8 | 2 | — | — | — | 1 | 3 | 2 | — | | |
| 31141 | Frozen food mfg | (F) | (D) | (D) | 3 | 1 | — | — | — | — | 1 | 1 | — | | |
| 31142 | Fruit & veg canning, pickling & drying | (F) | (D) | (D) | 5 | 1 | — | — | — | 1 | 2 | 1 | — | | |
| 3115 | Dairy product mfg | (C) | (D) | (D) | 2 | 1 | — | — | — | — | 1 | — | — | | |
| 31151 | Dairy product (exc frozen) mfg | (C) | (D) | (D) | 2 | 1 | — | — | — | — | 1 | — | — | | |
| 3116 | Animal slaughtering & processing | (C) | (D) | (D) | 2 | — | — | — | 1 | — | 1 | — | — | | |
| 31161 | Animal slaughtering & processing | (C) | (D) | (D) | 2 | — | — | — | 1 | — | 1 | — | — | | |
| 3117 | Seafood product preparation & packaging | 271 | 1 738 | 6 547 | 5 | 1 | 1 | — | — | 2 | 1 | — | — | | |
| 31171 | Seafood product preparation & packaging | 271 | 1 738 | 6 547 | 5 | 1 | 1 | — | — | 2 | 1 | — | — | | |
| 3119 | Other food mfg | 130 | 678 | 2 909 | 4 | — | — | 2 | 1 | 1 | — | — | — | | |
| 312 | Beverage & tobacco product mfg | (E) | (D) | (D) | 3 | — | 1 | 1 | — | — | — | 1 | — | | |
| 3121 | Beverage mfg | (E) | (D) | (D) | 3 | — | 1 | 1 | — | — | — | 1 | — | | |
| 31211 | Soft drink & ice mfg | (E) | (D) | (D) | 2 | — | 1 | — | — | — | — | 1 | — | | |
| 314 | Textile product mills | 173 | 702 | 4 369 | 5 | 2 | 1 | — | 1 | — | 1 | — | — | | |
| 3149 | Other textile product mills | (C) | (D) | (D) | 4 | 2 | — | — | 1 | — | 1 | — | — | | |
| 31499 | All other textile product mills | (C) | (D) | (D) | 1 | — | — | — | — | — | 1 | — | — | | |
| 315 | Apparel manufacturing | 536 | 2 459 | 11 011 | 3 | — | — | — | — | — | 3 | — | — | | |
| 3152 | Cut & sew apparel mfg | 536 | 2 459 | 11 011 | 3 | — | — | — | — | — | 3 | — | — | | |
| 31521 | Cut & sew apparel contractors | (C) | (D) | (D) | 1 | — | — | — | — | — | 1 | — | — | | |
| 31522 | Men's, boys' cut & sew apparel mfg | (E) | (D) | (D) | 2 | — | — | — | — | — | 2 | — | — | | |
| 322 | Paper mfg | 431 | 2 689 | 10 633 | 8 | 1 | 1 | 1 | 2 | 2 | 1 | — | — | | |
| 3222 | Converted paper product mfg | 431 | 2 689 | 10 633 | 8 | 1 | 1 | 1 | 2 | 2 | 1 | — | — | | |
| 32222 | Paper bag & coated & treated paper mfg | (C) | (D) | (D) | 1 | — | — | — | — | — | 1 | — | — | | |
| 32229 | Other converted paper product mfg | (C) | (D) | (D) | 2 | — | — | — | — | 2 | — | — | — | | |
| 323 | Printing & related support activities | 161 | 943 | 3 603 | 20 | 10 | 4 | 4 | 2 | — | — | — | — | | |
| 3231 | Printing & related support activities | 161 | 943 | 3 603 | 20 | 10 | 4 | 4 | 2 | — | — | — | — | | |
| 32311 | Printing | (C) | (D) | (D) | 19 | 9 | 4 | 4 | 2 | — | — | — | — | | |
| 325 | Chemical mfg | 204 | 1 700 | 7 280 | 8 | 3 | — | 1 | 3 | 1 | — | — | — | | |
| 3254 | Pharmaceutical & medicine mfg | 155 | 1 219 | 5 298 | 4 | 1 | — | — | 2 | 1 | — | — | — | | |
| 32541 | Pharmaceutical & medicine mfg | 155 | 1 219 | 5 298 | 4 | 1 | — | — | 2 | 1 | — | — | — | | |
| 326 | Plastics & rubber products mfg | (E) | (D) | (D) | 8 | 2 | — | 2 | 2 | 1 | 1 | — | — | | |
| 3261 | Plastics product mfg | (E) | (D) | (D) | 7 | 2 | — | 2 | 2 | — | 1 | — | — | | |
| 32619 | Other plastics product mfg | (E) | (D) | (D) | 7 | 2 | — | 2 | 2 | — | 1 | — | — | | |
| 327 | Nonmetallic mineral product mfg | 4 415 | 43 112 | 160 365 | 41 | 9 | 4 | 6 | 8 | 4 | 4 | 3 | 3 | | |
| 3272 | Glass & glass product mfg | 4 176 | 41 391 | 153 059 | 31 | 7 | 3 | 3 | 5 | 3 | 4 | 3 | 3 | | |
| 32721 | Glass & glass product mfg | 4 176 | 41 391 | 153 059 | 31 | 7 | 3 | 3 | 5 | 3 | 4 | 3 | 3 | | |
| 327215 | Glass product mfg made of purchased glass | 1 708 | 14 645 | 54 314 | 23 | 6 | 2 | 2 | 4 | 3 | 4 | 2 | — | | |
| 3273 | Cement & concrete product mfg | (C) | (D) | (D) | 8 | 1 | 1 | 3 | 2 | 1 | — | — | — | | |
| 332 | Fabricated metal product mfg | 515 | 4 153 | 16 837 | 21 | 5 | 6 | 6 | 2 | — | 2 | — | — | | |
| 3322 | Cutlery & handtool mfg | (C) | (D) | (D) | 2 | — | — | 1 | — | — | 1 | — | — | | |
| 33221 | Cutlery & handtool mfg | (C) | (D) | (D) | 2 | — | — | 1 | — | — | 1 | — | — | | |
| 3323 | Architectural & structural metals mfg | 216 | 1 713 | 7 198 | 7 | 1 | 2 | 2 | 1 | — | 1 | — | — | | |
| 33231 | Plate work & fabricated structural prod mfg ... | 178 | 1 391 | 5 954 | 4 | 1 | 1 | — | 1 | — | 1 | — | — | | |
| 333 | Machinery mfg | 407 | 3 902 | 15 334 | 14 | 3 | 3 | 2 | 4 | 1 | 1 | — | — | | |
| 3332 | Industrial machinery mfg | 113 | 921 | 3 680 | 6 | 1 | 1 | 2 | 2 | — | — | — | — | | |
| 33329 | Other industrial machinery mfg | 113 | 921 | 3 680 | 6 | 1 | 1 | 2 | 2 | — | — | — | — | | |
| 333298 | All other industrial machinery mfg | 113 | 921 | 3 680 | 6 | 1 | 1 | 2 | 2 | — | — | — | — | | |
| 3333 | Commercial & service industry machinery mfg .. | (C) | (D) | (D) | 2 | — | — | — | 1 | — | 1 | — | — | | |
| 33331 | Commercial & service industry machinery mfg .. | (C) | (D) | (D) | 2 | — | — | — | 1 | — | 1 | — | — | | |
| 336 | Transportation equipment mfg | (F) | (D) | (D) | 5 | 1 | 1 | 1 | — | — | — | 2 | — | | |
| 3364 | Aerospace product & parts mfg | (E) | (D) | (D) | 2 | — | — | 1 | — | — | — | 1 | — | | |
| 33641 | Aerospace product & parts mfg | (E) | (D) | (D) | 2 | — | — | 1 | — | — | — | 1 | — | | |
| 3366 | Ship & boat building | (E) | (D) | (D) | 2 | — | 1 | — | — | — | — | 1 | — | | |
| 33661 | Ship & boat building | (E) | (D) | (D) | 2 | — | 1 | — | — | — | — | 1 | — | | |
| 339 | Miscellaneous mfg | 220 | 1 879 | 7 682 | 14 | 5 | 4 | — | 4 | 1 | — | — | — | | |
| 3391 | Medical equipment & supplies mfg | (C) | (D) | (D) | 2 | — | — | — | 1 | 1 | — | — | — | | |
| 33911 | Medical equipment & supplies mfg | (C) | (D) | (D) | 2 | — | — | — | 1 | 1 | — | — | — | | |
| 3399 | Other miscellaneous mfg | (C) | (D) | (D) | 12 | 5 | 4 | — | 3 | — | — | — | — | | |

See footnotes at end of table.

Table 6. Counties—Employees, Payroll, and Establishments by Industry: 2001—Con.

[Excludes most government employees, railroad employees, and self-employed persons. Size class 1 to 4 includes establishments with payroll, but no employees, during mid-March pay period. (D) denotes figures withheld to avoid disclosing data for individual companies; the data are included in broader industry totals. Detailed industries with 100 or more employees are shown if industry was not a (D). For explanation of terms, abbreviations, and data reliability/comparability, see introductory text]

| NAICS code | Industry | Number of employees for week including March 12 | Payroll (\$1,000) | | Total number of establishments | Number of establishments by employment-size class | | | | | | | | |
|------------------------|--|---|-------------------|----------------|--------------------------------|---|------------|-----------|-----------|-----------|------------|------------|------------|---------------|
| | | | First quarter | Annual | | 1 to 4 | 5 to 9 | 10 to 19 | 20 to 49 | 50 to 99 | 100 to 249 | 250 to 499 | 500 to 999 | 1,000 or more |
| CUMBERLAND—Con. | | | | | | | | | | | | | | |
| 42 | Wholesale trade | 2 360 | 19 941 | 89 510 | 170 | 74 | 37 | 29 | 18 | 9 | 3 | | | |
| 421 | Wholesale trade, durable goods | 1 306 | 12 101 | 52 218 | 84 | 34 | 22 | 13 | 9 | 3 | 3 | | | |
| 4211 | Motor vehicle, motor vehicle pt & supply whsle | 135 | 907 | 4 286 | 11 | 3 | 4 | 2 | 2 | | | | | |
| 4212 | Furniture & home furnishing whsle | (C) | (D) | (D) | 4 | 2 | 1 | | | | 1 | | | |
| 42122 | Home furnishing whsle | (C) | (D) | (D) | 1 | | | | | | 1 | | | |
| 4214 | Professional & commercial equip & supp whsle | 282 | 2 994 | 12 529 | 18 | 7 | 5 | 3 | 1 | 1 | 1 | | | |
| 42145 | Medical, dental, hospital equip & supp whsle | (C) | (D) | (D) | 5 | 3 | 1 | | | | 1 | | | |
| 42149 | Oth professional equipment & supplies whsle | 101 | 1 164 | 5 187 | 5 | | 3 | 1 | | 1 | | | | |
| 421490 | Oth professional equipment & supplies whsle | 101 | 1 164 | 5 187 | 5 | | 3 | 1 | | 1 | | | | |
| 4218 | Machinery, equipment & supplies whsle | 267 | 2 210 | 11 673 | 22 | 10 | 4 | 3 | 4 | 1 | | | | |
| 42183 | Industrial machinery & equipment whsle | 132 | 1 069 | 5 705 | 8 | 3 | 1 | 2 | 1 | 1 | | | | |
| 421830 | Industrial machinery & equipment whsle | 132 | 1 069 | 5 705 | 8 | 3 | 1 | 2 | 1 | 1 | | | | |
| 4219 | Miscellaneous durable goods whsle | 192 | 1 504 | 5 079 | 9 | 4 | 2 | 1 | 1 | | 1 | | | |
| 42193 | Recyclable material whsle | (C) | (D) | (D) | 7 | 2 | 2 | 1 | 1 | | 1 | | | |
| 422 | Wholesale trade, nondurable goods | 1 054 | 7 840 | 37 292 | 86 | 40 | 15 | 16 | 9 | 6 | | | | |
| 4224 | Grocery & related product whsle | 542 | 3 528 | 20 729 | 50 | 21 | 7 | 15 | 5 | 2 | | | | |
| 42247 | Meat & meat product whsle | 142 | 765 | 3 478 | 3 | | | 1 | | 2 | | | | |
| 422470 | Meat & meat product whsle | 142 | 765 | 3 478 | 3 | | | 1 | | 2 | | | | |
| 42248 | Fresh fruit & vegetable whsle | 198 | 1 595 | 12 225 | 26 | 11 | 4 | 10 | 1 | | | | | |
| 422480 | Fresh fruit & vegetable whsle | 198 | 1 595 | 12 225 | 26 | 11 | 4 | 10 | 1 | | | | | |
| 42249 | Other grocery & related products whsle | 129 | 839 | 3 508 | 13 | 6 | 2 | 3 | | | | | | |
| 422490 | Other grocery & related products whsle | 129 | 839 | 3 508 | 13 | 6 | 2 | 3 | | | | | | |
| 4227 | Petroleum & petroleum products whsle | 113 | 922 | 3 723 | 8 | 4 | 1 | 1 | 1 | 1 | | | | |
| 42271 | Petroleum bulk stations & terminals | (C) | (D) | (D) | 5 | 2 | | 1 | 1 | 1 | | | | |
| 4229 | Miscellaneous nondurable goods whsle | 228 | 1 283 | 6 353 | 14 | 6 | 5 | | 1 | 2 | | | | |
| 44-45 | Retail trade | 7 013 | 36 033 | 151 032 | 542 | 241 | 123 | 99 | 51 | 17 | 10 | 1 | | |
| 441 | Motor vehicle & parts dealers | 929 | 6 965 | 30 397 | 78 | 42 | 10 | 10 | 11 | 5 | | | | |
| 4411 | Automobile dealers | 633 | 5 365 | 23 128 | 40 | 26 | 1 | 1 | 7 | 5 | | | | |
| 44111 | New car dealers | 566 | 4 933 | 21 117 | 19 | 7 | 1 | | 6 | 5 | | | | |
| 441110 | New car dealers | 566 | 4 933 | 21 117 | 19 | 7 | 1 | | 6 | 5 | | | | |
| 4413 | Automotive parts, accessories & tire stores | 262 | 1 371 | 6 088 | 31 | 13 | 7 | 7 | 4 | | | | | |
| 44131 | Automotive parts, accessories & tire stores | 206 | 1 087 | 4 889 | 23 | 10 | 5 | 4 | 4 | | | | | |
| 441310 | Automotive parts, accessories & tire stores | 206 | 1 087 | 4 889 | 23 | 10 | 5 | 4 | 4 | | | | | |
| 443 | Electronics & appliance stores | 115 | 631 | 2 337 | 18 | 8 | 5 | 5 | | | | | | |
| 4431 | Electronics & appliance stores | 115 | 631 | 2 337 | 18 | 8 | 5 | 5 | | | | | | |
| 444 | Bldg material & garden equip & supp dealers | 863 | 5 540 | 23 544 | 46 | 14 | 12 | 7 | 10 | 1 | 2 | | | |
| 4441 | Building material & supplies dealers | 728 | 5 149 | 21 857 | 35 | 9 | 8 | 7 | 9 | | 2 | | | |
| 44411 | Home centers | (C) | (D) | (D) | 1 | | | | | | 1 | | | |
| 44419 | Other building material dealers | 458 | 3 588 | 15 220 | 23 | 4 | 4 | 6 | 8 | | 1 | | | |
| 444190 | Other building material dealers | 458 | 3 588 | 15 220 | 23 | 4 | 4 | 6 | 8 | | 1 | | | |
| 4442 | Lawn & garden equip & supplies stores | 135 | 391 | 1 687 | 11 | 5 | 4 | | 1 | 1 | | | | |
| 445 | Food & beverage stores | 1 706 | 7 950 | 32 739 | 101 | 42 | 17 | 24 | 11 | 2 | 5 | | | |
| 4451 | Grocery stores | 1 515 | 7 413 | 30 081 | 63 | 19 | 11 | 15 | 11 | 2 | 5 | | | |
| 44511 | Grocery (except convenience) stores | 1 073 | 5 901 | 23 455 | 29 | 10 | 4 | 5 | 3 | 2 | 5 | | | |
| 445110 | Grocery (except convenience) stores | 1 073 | 5 901 | 23 455 | 29 | 10 | 4 | 5 | 3 | 2 | 5 | | | |
| 44512 | Convenience stores | 442 | 1 512 | 6 626 | 34 | 9 | 7 | 10 | 8 | | | | | |
| 445120 | Convenience stores | 442 | 1 512 | 6 626 | 34 | 9 | 7 | 10 | 8 | | | | | |
| 4453 | Beer, wine & liquor stores | 137 | 374 | 1 613 | 26 | 14 | 5 | 7 | | | | | | |
| 44531 | Beer, wine & liquor stores | 137 | 374 | 1 613 | 26 | 14 | 5 | 7 | | | | | | |
| 445310 | Beer, wine & liquor stores | 137 | 374 | 1 613 | 26 | 14 | 5 | 7 | | | | | | |
| 446 | Health & personal care stores | 682 | 3 548 | 14 512 | 40 | 11 | 9 | 10 | 7 | 2 | 1 | | | |
| 4461 | Health & personal care stores | 682 | 3 548 | 14 512 | 40 | 11 | 9 | 10 | 7 | 2 | 1 | | | |
| 44611 | Pharmacies & drug stores | 536 | 2 843 | 11 688 | 19 | 1 | 4 | 5 | 6 | 2 | 1 | | | |
| 446110 | Pharmacies & drug stores | 536 | 2 843 | 11 688 | 19 | 1 | 4 | 5 | 6 | 2 | 1 | | | |
| 447 | Gasoline stations | 229 | 756 | 3 225 | 37 | 18 | 10 | 8 | 1 | | | | | |
| 4471 | Gasoline stations | 229 | 756 | 3 225 | 37 | 18 | 10 | 8 | 1 | | | | | |
| 44711 | Gasoline stations with convenience stores | (C) | (D) | (D) | 16 | 4 | 7 | 4 | 1 | | | | | |
| 448 | Clothing & clothing accessories stores | 501 | 1 617 | 7 327 | 64 | 27 | 22 | 11 | 3 | 1 | | | | |
| 4481 | Clothing stores | 333 | 932 | 4 305 | 34 | 13 | 10 | 8 | 2 | 1 | | | | |
| 44812 | Women's clothing stores | 104 | 230 | 1 125 | 14 | 6 | 3 | 5 | | | | | | |
| 448120 | Women's clothing stores | 104 | 230 | 1 125 | 14 | 6 | 3 | 5 | | | | | | |
| 44814 | Family clothing stores | 136 | 401 | 1 768 | 5 | 2 | | | 2 | 1 | | | | |
| 448140 | Family clothing stores | 136 | 401 | 1 768 | 5 | 2 | | | 2 | 1 | | | | |
| 4482 | Shoe stores | 107 | 335 | 1 456 | 19 | 10 | 6 | 2 | 1 | | | | | |
| 44821 | Shoe stores | 107 | 335 | 1 456 | 19 | 10 | 6 | 2 | 1 | | | | | |
| 448210 | Shoe stores | 107 | 335 | 1 456 | 19 | 10 | 6 | 2 | 1 | | | | | |
| 451 | Sporting goods, hobby, book & music stores | 156 | 520 | 2 261 | 30 | 19 | 8 | 1 | 2 | | | | | |
| 452 | General merchandise stores | 1 066 | 4 138 | 17 014 | 33 | 13 | 8 | 5 | | 4 | 2 | 1 | | |
| 4521 | Department stores | 934 | 3 812 | 15 703 | 8 | 1 | | | | 4 | 2 | 1 | | |
| 45211 | Department stores | 934 | 3 812 | 15 703 | 8 | 1 | | | | 4 | 2 | 1 | | |
| 452110 | Department stores | 934 | 3 812 | 15 703 | 8 | 1 | | | | 4 | 2 | 1 | | |
| 4529 | Other general merchandise stores | 132 | 326 | 1 311 | 25 | 12 | 8 | 5 | | | | | | |
| 45299 | All other general merchandise stores | 132 | 326 | 1 311 | 25 | 12 | 8 | 5 | | | | | | |
| 452990 | All other general merchandise stores | 132 | 326 | 1 311 | 25 | 12 | 8 | 5 | | | | | | |
| 453 | Miscellaneous store retailers | 281 | 777 | 3 519 | 54 | 35 | 10 | 7 | 2 | | | | | |
| 4532 | Office supplies, stationery & gift stores | (C) | (D) | (D) | 18 | 10 | 4 | 3 | 1 | | | | | |

See footnotes at end of table.

Table 6. Counties—Employees, Payroll, and Establishments by Industry: 2001—Con.

[Excludes most government employees, railroad employees, and self-employed persons. Size class 1 to 4 includes establishments with payroll, but no employees, during mid-March pay period. (D) denotes figures withheld to avoid disclosing data for individual companies; the data are included in broader industry totals. Detailed industries with 100 or more employees are shown if industry was not a (D). For explanation of terms, abbreviations, and data reliability/comparability, see introductory text]

| NAICS code | Industry | Number of employees for week including March 12 | Payroll (\$1,000) | | Total number of establishments | Number of establishments by employment-size class | | | | | | | | | | | | | | | | | | | | |
|--------------------------------|--|---|-------------------|---------------|--------------------------------|---|-----------|-----------|-----------|----------|------------|------------|------------|---------------|----------|----------|----------|--|--|--|--|--|--|--|--|--|
| | | | First quarter | Annual | | 1 to 4 | 5 to 9 | 10 to 19 | 20 to 49 | 50 to 99 | 100 to 249 | 250 to 499 | 500 to 999 | 1,000 or more | | | | | | | | | | | | |
| CUMBERLAND—Con. | | | | | | | | | | | | | | | | | | | | | | | | | | |
| 44-45 Retail trade—Con. | | | | | | | | | | | | | | | | | | | | | | | | | | |
| 454 | Nonstore retailers | 392 | 3 159 | 12 072 | 23 | 1 | 8 | 8 | 4 | 2 | — | — | — | — | — | — | — | | | | | | | | | |
| 4543 | Direct selling establishments | 328 | 2 668 | 10 248 | 20 | 1 | 8 | 6 | 3 | 2 | — | — | — | — | — | — | — | | | | | | | | | |
| 45431 | Fuel dealers | 208 | 1 902 | 7 160 | 13 | — | 6 | 5 | 1 | 1 | — | — | — | — | — | — | — | | | | | | | | | |
| 454311 | Heating oil dealers | 175 | 1 591 | 6 038 | 9 | — | 3 | 4 | 1 | 1 | — | — | — | — | — | — | — | | | | | | | | | |
| 45439 | Other direct selling establishments | 120 | 766 | 3 088 | 7 | 1 | 2 | 1 | 2 | 1 | — | — | — | — | — | — | — | | | | | | | | | |
| 454390 | Other direct selling establishments | 120 | 766 | 3 088 | 7 | 1 | 2 | 1 | 2 | 1 | — | — | — | — | — | — | — | | | | | | | | | |
| 48-49 | Transportation & warehousing | 2 930 | 24 035 | 97 725 | 108 | 46 | 21 | 16 | 16 | 5 | 1 | 2 | 1 | — | — | — | — | | | | | | | | | |
| 484 | Truck transportation | 1 847 | 15 886 | 65 321 | 65 | 29 | 13 | 11 | 5 | 5 | 1 | — | 1 | — | — | — | — | | | | | | | | | |
| 4841 | General freight trucking | 1 290 | 11 717 | 46 922 | 34 | 16 | 6 | 7 | 2 | 2 | — | — | — | — | — | — | — | | | | | | | | | |
| 48412 | General freight trucking, long-distance | 1 207 | 11 155 | 44 450 | 16 | 4 | 4 | 3 | 2 | 2 | — | — | — | — | — | — | — | | | | | | | | | |
| 484121 | General freight trucking, long-distance, TL | 1 147 | 10 468 | 41 765 | 12 | 4 | 3 | 1 | 1 | 2 | — | — | — | — | — | — | — | | | | | | | | | |
| 4842 | Specialized freight trucking | 557 | 4 169 | 18 399 | 31 | 13 | 7 | 4 | 3 | 3 | 1 | — | — | — | — | — | — | | | | | | | | | |
| 48421 | Used household & office goods moving | 117 | 807 | 3 201 | 6 | 2 | 1 | 1 | 1 | 1 | — | — | — | — | — | — | — | | | | | | | | | |
| 484210 | Used household & office goods moving | 117 | 807 | 3 201 | 6 | 2 | 1 | 1 | 1 | 1 | — | — | — | — | — | — | — | | | | | | | | | |
| 48422 | Specialized freight (exc used) trucking, local | 169 | 1 151 | 5 420 | 13 | 8 | 1 | 2 | 1 | 1 | — | — | — | — | — | — | — | | | | | | | | | |
| 484220 | Specialized freight (exc used) trucking, local | 169 | 1 151 | 5 420 | 13 | 8 | 1 | 2 | 1 | 1 | — | — | — | — | — | — | — | | | | | | | | | |
| 48423 | Specialized freight (exc used) trucking, LDist | 271 | 2 211 | 9 778 | 12 | 3 | 5 | 1 | 1 | 1 | 1 | — | — | — | — | — | — | | | | | | | | | |
| 484230 | Specialized freight (exc used) trucking, LDist | 271 | 2 211 | 9 778 | 12 | 3 | 5 | 1 | 1 | 1 | 1 | — | — | — | — | — | — | | | | | | | | | |
| 485 | Transit & ground passenger transportation | 427 | 1 305 | 5 402 | 8 | 3 | 1 | — | 3 | — | — | — | 1 | — | — | — | — | | | | | | | | | |
| 4854 | School & employee bus transportation | 390 | 1 105 | 4 520 | 3 | — | — | — | 2 | — | — | — | 1 | — | — | — | — | | | | | | | | | |
| 48541 | School & employee bus transportation | 390 | 1 105 | 4 520 | 3 | — | — | — | 2 | — | — | — | 1 | — | — | — | — | | | | | | | | | |
| 485410 | School & employee bus transportation | 390 | 1 105 | 4 520 | 3 | — | — | — | 2 | — | — | — | 1 | — | — | — | — | | | | | | | | | |
| 492 | Couriers & messengers | (E) | (D) | (D) | 5 | 3 | — | — | 1 | — | — | — | 1 | — | — | — | — | | | | | | | | | |
| 4921 | Couriers | (E) | (D) | (D) | 2 | — | — | — | 1 | — | — | — | 1 | — | — | — | — | | | | | | | | | |
| 49211 | Couriers | (E) | (D) | (D) | 2 | — | — | — | 1 | — | — | — | 1 | — | — | — | — | | | | | | | | | |
| 493 | Warehousing & storage | 198 | 1 630 | 6 388 | 12 | 1 | 4 | 1 | 6 | — | — | — | — | — | — | — | — | | | | | | | | | |
| 4931 | Warehousing & storage | 198 | 1 630 | 6 388 | 12 | 1 | 4 | 1 | 6 | — | — | — | — | — | — | — | — | | | | | | | | | |
| 49311 | General warehousing & storage | 140 | 1 053 | 4 050 | 6 | — | 1 | — | 5 | — | — | — | — | — | — | — | — | | | | | | | | | |
| 493110 | General warehousing & storage | 140 | 1 053 | 4 050 | 6 | — | 1 | — | 5 | — | — | — | — | — | — | — | — | | | | | | | | | |
| 51 | Information | 639 | 7 652 | 28 991 | 29 | 14 | 5 | 3 | 3 | 2 | 2 | — | — | — | — | — | — | | | | | | | | | |
| 511 | Publishing industries | 189 | 1 351 | 5 734 | 6 | 1 | 2 | 1 | 1 | — | 1 | — | — | — | — | — | — | | | | | | | | | |
| 5111 | Newspaper, periodical, book, database publishers | (C) | (D) | (D) | 5 | 1 | 1 | 1 | 1 | — | 1 | — | — | — | — | — | — | | | | | | | | | |
| 51111 | Newspaper publishers | (C) | (D) | (D) | 4 | 1 | 1 | — | 1 | — | 1 | — | — | — | — | — | — | | | | | | | | | |
| 513 | Broadcasting & telecommunications | 358 | 6 128 | 22 539 | 19 | 11 | 3 | 2 | 1 | 1 | 1 | — | — | — | — | — | — | | | | | | | | | |
| 5133 | Telecommunications | (E) | (D) | (D) | 14 | 10 | 2 | — | — | 1 | 1 | — | — | — | — | — | — | | | | | | | | | |
| 51331 | Wired telecommunications carriers | (E) | (D) | (D) | 9 | 5 | 2 | — | — | 1 | 1 | — | — | — | — | — | — | | | | | | | | | |
| 52 | Finance & insurance | 1 308 | 11 690 | 46 403 | 147 | 71 | 36 | 29 | 8 | 2 | 1 | — | — | — | — | — | — | | | | | | | | | |
| 522 | Credit intermediation & related activities | 670 | 4 501 | 19 383 | 69 | 23 | 21 | 21 | 3 | 1 | — | — | — | — | — | — | — | | | | | | | | | |
| 5221 | Depository credit intermediation | (F) | (D) | (D) | 57 | 18 | 17 | 19 | 2 | 1 | — | — | — | — | — | — | — | | | | | | | | | |
| 52211 | Commercial banking | 406 | 2 863 | 12 183 | 42 | 14 | 14 | 12 | 1 | 1 | — | — | — | — | — | — | — | | | | | | | | | |
| 522110 | Commercial banking | 406 | 2 863 | 12 183 | 42 | 14 | 14 | 12 | 1 | 1 | — | — | — | — | — | — | — | | | | | | | | | |
| 52212 | Savings institutions | 106 | 707 | 3 052 | 8 | 2 | — | 5 | 1 | — | — | — | — | — | — | — | — | | | | | | | | | |
| 522120 | Savings institutions | 106 | 707 | 3 052 | 8 | 2 | — | 5 | 1 | — | — | — | — | — | — | — | — | | | | | | | | | |
| 523 | Security, commodity contracts & like activity | 116 | 2 100 | 5 864 | 22 | 16 | 1 | 2 | 3 | — | — | — | — | — | — | — | — | | | | | | | | | |
| 524 | Insurance carriers & related activities | 522 | 5 089 | 21 156 | 56 | 32 | 14 | 6 | 2 | 1 | 1 | — | — | — | — | — | — | | | | | | | | | |
| 5241 | Insurance carriers | 327 | 3 543 | 14 193 | 12 | 4 | 3 | 2 | 1 | 1 | 1 | — | — | — | — | — | — | | | | | | | | | |
| 52411 | Direct life, health, medical insurance carriers | (C) | (D) | (D) | 8 | 1 | 3 | 2 | 1 | 1 | — | — | — | — | — | — | — | | | | | | | | | |
| 52412 | Other direct insurance carriers | (C) | (D) | (D) | 4 | 3 | — | — | — | — | — | — | — | — | — | — | — | | | | | | | | | |
| 5242 | Agencies & other insurance related activities | 195 | 1 546 | 6 963 | 44 | 28 | 11 | 4 | 1 | — | — | — | — | — | — | — | — | | | | | | | | | |
| 52421 | Insurance agencies & brokerages | (C) | (D) | (D) | 42 | 26 | 11 | 4 | 1 | — | — | — | — | — | — | — | — | | | | | | | | | |
| 53 | Real estate & rental & leasing | 888 | 6 117 | 22 034 | 99 | 76 | 13 | 5 | 4 | — | — | — | 1 | — | — | — | — | | | | | | | | | |
| 531 | Real estate | 752 | 5 345 | 18 609 | 79 | 66 | 8 | 2 | 2 | — | — | — | 1 | — | — | — | — | | | | | | | | | |
| 5311 | Lessors of real estate | 640 | 4 344 | 14 608 | 46 | 38 | 5 | 2 | — | — | — | — | 1 | — | — | — | — | | | | | | | | | |
| 53113 | Lessors of miniwarehouses & self storage units | (F) | (D) | (D) | 7 | 5 | — | 1 | — | — | — | — | 1 | — | — | — | — | | | | | | | | | |
| 532 | Rental & leasing services | 136 | 772 | 3 425 | 20 | 10 | 5 | 3 | 2 | — | — | — | — | — | — | — | — | | | | | | | | | |
| 54 | Professional, scientific & technical services | 1 351 | 11 892 | 52 074 | 208 | 130 | 45 | 21 | 8 | 3 | 1 | — | — | — | — | — | — | | | | | | | | | |
| 541 | Professional, scientific & technical services | 1 351 | 11 892 | 52 074 | 208 | 130 | 45 | 21 | 8 | 3 | 1 | — | — | — | — | — | — | | | | | | | | | |
| 5411 | Legal services | 524 | 4 936 | 19 584 | 86 | 51 | 18 | 11 | 5 | 1 | — | — | — | — | — | — | — | | | | | | | | | |
| 54111 | Offices of lawyers | 502 | 4 786 | 18 815 | 83 | 51 | 16 | 10 | 5 | 1 | — | — | — | — | — | — | — | | | | | | | | | |
| 541110 | Offices of lawyers | 502 | 4 786 | 18 815 | 83 | 51 | 16 | 10 | 5 | 1 | — | — | — | — | — | — | — | | | | | | | | | |
| 5412 | Accounting, tax prep, bookkeep, payroll services | 266 | 1 297 | 5 902 | 41 | 23 | 11 | 5 | 1 | 1 | — | — | — | — | — | — | — | | | | | | | | | |
| 54121 | Accounting, tax prep, bookkeep, payroll services | 266 | 1 297 | 5 902 | 41 | 23 | 11 | 5 | 1 | 1 | — | — | — | — | — | — | — | | | | | | | | | |
| 541211 | Offices of certified public accountants | 118 | 840 | 4 421 | 23 | 13 | 7 | 2 | 1 | — | — | — | — | — | — | — | — | | | | | | | | | |
| 5413 | Architectural, engineering & related services | 146 | 1 363 | 6 128 | 30 | 19 | 6 | 3 | 2 | — | — | — | — | — | — | — | — | | | | | | | | | |
| 5416 | Management, sci & tech consulting services | 277 | 3 649 | 17 512 | 11 | 8 | 1 | — | — | 1 | 1 | — | — | — | — | — | — | | | | | | | | | |
| 54161 | Management consulting services | (E) | (D) | (D) | 5 | 3 | — | — | — | 1 | 1 | — | — | — | — | — | — | | | | | | | | | |
| 55 | Management of companies & enterprises | 289 | 6 218 | 23 847 | 10 | 3 | 1 | 1 | 3 | 1 | 1 | — | — | — | — | — | — | | | | | | | | | |
| 551 | Management of companies & enterprises | 289 | 6 218 | 23 847 | 10 | 3 | 1 | 1 | 3 | 1 | 1 | — | — | — | — | — | — | | | | | | | | | |
| 5511 | Management of companies & enterprises | 289 | 6 218 | 23 847 | 10 | 3 | 1 | 1 | 3 | 1 | 1 | — | — | — | — | — | — | | | | | | | | | |
| 55111 | Management of companies & enterprises | 289 | 6 218 | 23 847 | 10 | 3 | 1 | 1 | 3 | 1 | 1 | — | — | — | — | — | — | | | | | | | | | |

See footnotes at end of table.

Table 6. Counties—Employees, Payroll, and Establishments by Industry: 2001—Con.

[Excludes most government employees, railroad employees, and self-employed persons. Size class 1 to 4 includes establishments with payroll, but no employees, during mid-March pay period. (D) denotes figures withheld to avoid disclosing data for individual companies; the data are included in broader industry totals. Detailed industries with 100 or more employees are shown if industry was not a (D). For explanation of terms, abbreviations, and data reliability/comparability, see introductory text]

| NAICS code | Industry | Number of employees for week including March 12 | Payroll (\$1,000) | | Total number of establishments | Number of establishments by employment-size class | | | | | | | | |
|------------------------|---|---|-------------------|----------------|--------------------------------|---|-----------|-----------|-----------|-----------|------------|------------|------------|---------------|
| | | | First quarter | Annual | | 1 to 4 | 5 to 9 | 10 to 19 | 20 to 49 | 50 to 99 | 100 to 249 | 250 to 499 | 500 to 999 | 1,000 or more |
| CUMBERLAND—Con. | | | | | | | | | | | | | | |
| 56 | Admin, support, waste mgmt, remediation services | 1 592 | 6 840 | 29 499 | 113 | 65 | 21 | 11 | 8 | 4 | 4 | — | — | — |
| 561 | Administrative & support services | (G) | (D) | (D) | 108 | 61 | 21 | 11 | 8 | 4 | 3 | — | — | — |
| 5613 | Employment services | 539 | 1 472 | 6 167 | 6 | 1 | — | — | 1 | 2 | 2 | — | — | — |
| 56132 | Temporary help services | (E) | (D) | (D) | 4 | — | — | — | — | 2 | 2 | — | — | — |
| 5617 | Services to buildings & dwellings | 280 | 989 | 5 594 | 60 | 42 | 10 | 6 | 2 | — | — | — | — | — |
| 56172 | Janitorial services | (C) | (D) | (D) | 20 | 13 | 5 | 1 | 1 | — | — | — | — | — |
| 56173 | Landscaping services | 102 | 309 | 2 628 | 26 | 19 | 3 | 4 | — | — | — | — | — | — |
| 561730 | Landscaping services | 102 | 309 | 2 628 | 26 | 19 | 3 | 4 | — | — | — | — | — | — |
| 5619 | Other support services | 318 | 1 530 | 6 030 | 11 | 2 | 3 | 1 | 3 | 1 | 1 | — | — | — |
| 56191 | Packaging & labeling services | 280 | 1 343 | 5 245 | 5 | — | — | — | 3 | 1 | 1 | — | — | — |
| 561910 | Packaging & labeling services | 280 | 1 343 | 5 245 | 5 | — | — | — | 3 | 1 | 1 | — | — | — |
| 562 | Waste management & remediation services | (C) | (D) | (D) | 5 | 4 | — | — | — | — | 1 | — | — | — |
| 5621 | Waste collection | (C) | (D) | (D) | 3 | 2 | — | — | — | — | 1 | — | — | — |
| 56211 | Waste collection | (C) | (D) | (D) | 3 | 2 | — | — | — | — | 1 | — | — | — |
| 61 | Educational services | 1 002 | 5 343 | 21 484 | 39 | 17 | 2 | 4 | 12 | 3 | — | 1 | — | — |
| 611 | Educational services | 1 002 | 5 343 | 21 484 | 39 | 17 | 2 | 4 | 12 | 3 | — | 1 | — | — |
| 6111 | Elementary & secondary schools | 849 | 4 772 | 18 859 | 17 | 3 | — | 1 | 9 | 3 | — | 1 | — | — |
| 61111 | Elementary & secondary schools | 849 | 4 772 | 18 859 | 17 | 3 | — | 1 | 9 | 3 | — | 1 | — | — |
| 611110 | Elementary & secondary schools | 849 | 4 772 | 18 859 | 17 | 3 | — | 1 | 9 | 3 | — | 1 | — | — |
| 62 | Health care and social assistance | 6 954 | 54 262 | 235 690 | 300 | 104 | 71 | 68 | 42 | 3 | 8 | 1 | 2 | 1 |
| 621 | Ambulatory health care services | 2 535 | 23 226 | 103 703 | 227 | 91 | 60 | 51 | 20 | 2 | 3 | — | — | — |
| 6211 | Offices of physicians | 1 166 | 12 952 | 61 051 | 113 | 39 | 36 | 25 | 12 | 1 | — | — | — | — |
| 62111 | Offices of physicians | 1 166 | 12 952 | 61 051 | 113 | 39 | 36 | 25 | 12 | 1 | — | — | — | — |
| 621111 | Offices of physicians (exc mental health) | 1 153 | 12 876 | 60 698 | 108 | 35 | 35 | 25 | 12 | 1 | — | — | — | — |
| 6212 | Offices of dentists | 341 | 3 223 | 15 198 | 45 | 16 | 15 | 13 | 1 | — | — | — | — | — |
| 62121 | Offices of dentists | 341 | 3 223 | 15 198 | 45 | 16 | 15 | 13 | 1 | — | — | — | — | — |
| 621210 | Offices of dentists | 341 | 3 223 | 15 198 | 45 | 16 | 15 | 13 | 1 | — | — | — | — | — |
| 6213 | Offices of other health practitioners | 255 | 1 791 | 7 769 | 41 | 22 | 8 | 10 | 1 | — | — | — | — | — |
| 6214 | Outpatient care centers | 329 | 2 500 | 10 108 | 12 | 6 | — | 2 | 2 | 1 | 1 | — | — | — |
| 62142 | Outpatient mental health, substance abuse ctrs | (C) | (D) | (D) | 5 | 3 | — | 1 | — | — | 1 | — | — | — |
| 62149 | Other outpatient care centers | (C) | (D) | (D) | 4 | 1 | — | — | 2 | 1 | — | — | — | — |
| 6216 | Home health care services | (E) | (D) | (D) | 5 | 2 | — | — | 2 | — | 1 | — | — | — |
| 62161 | Home health care services | (E) | (D) | (D) | 5 | 2 | — | — | 2 | — | 1 | — | — | — |
| 6219 | Other ambulatory health care services | (C) | (D) | (D) | 2 | 1 | — | — | — | — | 1 | — | — | — |
| 62191 | Ambulance services | (C) | (D) | (D) | 1 | — | — | — | — | — | 1 | — | — | — |
| 622 | Hospitals | (G) | (D) | (D) | 5 | — | — | 1 | — | — | 1 | 1 | 1 | 1 |
| 6221 | General medical & surgical hospitals | (G) | (D) | (D) | 5 | — | — | 1 | — | — | 1 | 1 | 1 | 1 |
| 62211 | General medical & surgical hospitals | (G) | (D) | (D) | 5 | — | — | 1 | — | — | 1 | 1 | 1 | 1 |
| 623 | Nursing & residential care facilities | 1 436 | 8 388 | 33 856 | 17 | — | 3 | 4 | 4 | 1 | 4 | — | 1 | — |
| 6231 | Nursing care facilities | 481 | 2 561 | 10 569 | 6 | — | 1 | — | 2 | 1 | 2 | — | — | — |
| 62311 | Nursing care facilities | 481 | 2 561 | 10 569 | 6 | — | 1 | — | 2 | 1 | 2 | — | — | — |
| 623110 | Nursing care facilities | 481 | 2 561 | 10 569 | 6 | — | 1 | — | 2 | 1 | 2 | — | — | — |
| 6232 | Residential mental retardation, health facil | (F) | (D) | (D) | 7 | — | 2 | 2 | — | — | 2 | — | 1 | — |
| 62321 | Residential mental retardation facilities | (F) | (D) | (D) | 5 | — | 1 | 2 | — | — | 1 | — | 1 | — |
| 62322 | Residential mental health, subst abuse facil | (C2) | (D) | (D) | 2 | — | 1 | — | — | — | 1 | — | — | — |
| 6233 | Community care facilities for the elderly | (C) | (D) | (D) | 4 | — | — | 2 | 2 | — | — | — | — | — |
| 62331 | Community care facilities for the elderly | (C) | (D) | (D) | 4 | — | — | 2 | 2 | — | — | — | — | — |
| 624 | Social assistance | (F) | (D) | (D) | 51 | 13 | 8 | 12 | 18 | — | — | — | — | — |
| 6241 | Individual & family services | 413 | 1 730 | 7 833 | 20 | 5 | 1 | 5 | 9 | — | — | — | — | — |
| 62412 | Services for elderly & disabled persons | (C) | (D) | (D) | 8 | 2 | 1 | — | 5 | — | — | — | — | — |
| 62419 | Other individual & family services | 202 | 812 | 3 709 | 9 | 2 | — | 4 | 3 | — | — | — | — | — |
| 624190 | Other individual & family services | 202 | 812 | 3 709 | 9 | 2 | — | 4 | 3 | — | — | — | — | — |
| 6244 | Child day care services | (E) | (D) | (D) | 25 | 5 | 7 | 5 | 8 | — | — | — | — | — |
| 62441 | Child day care services | (E) | (D) | (D) | 25 | 5 | 7 | 5 | 8 | — | — | — | — | — |
| 71 | Arts, entertainment & recreation | 255 | 843 | 4 086 | 36 | 22 | 8 | 3 | 2 | 1 | — | — | — | — |
| 713 | Amusement, gambling & recreation industries | (C) | (D) | (D) | 32 | 20 | 7 | 3 | 2 | — | — | — | — | — |
| 7139 | Other amusement & recreation industries | (C) | (D) | (D) | 30 | 18 | 7 | 3 | 2 | — | — | — | — | — |
| 71394 | Fitness & recreational sports centers | 119 | 304 | 1 396 | 14 | 7 | 4 | 1 | 2 | — | — | — | — | — |
| 713940 | Fitness & recreational sports centers | 119 | 304 | 1 396 | 14 | 7 | 4 | 1 | 2 | — | — | — | — | — |
| 72 | Accommodation & food services | 2 766 | 6 859 | 28 648 | 200 | 78 | 52 | 23 | 33 | 13 | 1 | — | — | — |
| 721 | Accommodation | 206 | 587 | 2 520 | 8 | 2 | 2 | — | 2 | — | — | — | — | — |
| 7211 | Traveler accommodation | 206 | 587 | 2 520 | 8 | 2 | 2 | — | 2 | — | — | — | — | — |
| 72111 | Hotels (exc casino hotels) & motels | 206 | 587 | 2 520 | 8 | 2 | 2 | — | 2 | — | — | — | — | — |
| 721110 | Hotels (exc casino hotels) & motels | 206 | 587 | 2 520 | 8 | 2 | 2 | — | 2 | — | — | — | — | — |
| 722 | Food services & drinking places | 2 560 | 6 272 | 26 128 | 192 | 76 | 50 | 23 | 31 | 11 | 1 | — | — | — |
| 7221 | Full-service restaurants | 1 215 | 2 970 | 12 300 | 60 | 18 | 13 | 8 | 14 | 6 | 1 | — | — | — |
| 72211 | Full-service restaurants | 1 215 | 2 970 | 12 300 | 60 | 18 | 13 | 8 | 14 | 6 | 1 | — | — | — |
| 722110 | Full-service restaurants | 1 215 | 2 970 | 12 300 | 60 | 18 | 13 | 8 | 14 | 6 | 1 | — | — | — |
| 7222 | Limited-service eating places | 1 089 | 2 700 | 11 446 | 91 | 39 | 23 | 9 | 15 | 5 | — | — | — | — |
| 72221 | Limited-service eating places | 1 089 | 2 700 | 11 446 | 91 | 39 | 23 | 9 | 15 | 5 | — | — | — | — |
| 722211 | Limited-service restaurants | 1 021 | 2 550 | 10 676 | 70 | 25 | 18 | 7 | 15 | 5 | — | — | — | — |
| 7223 | Special food services | 141 | 353 | 1 321 | 18 | 7 | 7 | 2 | 2 | — | — | — | — | — |
| 72231 | Food service contractors | (C) | (D) | (D) | 14 | 4 | 6 | 2 | 2 | — | — | — | — | — |
| 7224 | Drinking places (alcoholic beverages) | 115 | 249 | 1 061 | 23 | 12 | 7 | 4 | — | — | — | — | — | — |
| 72241 | Drinking places (alcoholic beverages) | 115 | 249 | 1 061 | 23 | 12 | 7 | 4 | — | — | — | — | — | — |
| 722410 | Drinking places (alcoholic beverages) | 115 | 249 | 1 061 | 23 | 12 | 7 | 4 | — | — | — | — | — | — |

See footnotes at end of table.

Table 6. Counties—Employees, Payroll, and Establishments by Industry: 2001—Con.

[Excludes most government employees, railroad employees, and self-employed persons. Size class 1 to 4 includes establishments with payroll, but no employees, during mid-March pay period. (D) denotes figures withheld to avoid disclosing data for individual companies; the data are included in broader industry totals. Detailed industries with 100 or more employees are shown if industry was not a (D). For explanation of terms, abbreviations, and data reliability/comparability, see introductory text]

| NAICS code | Industry | Number of employees for week including March 12 | Payroll (\$1,000) | | Total number of establishments | Number of establishments by employment-size class | | | | | | | | |
|------------------------|---|---|-------------------|-------------------|--------------------------------|---|--------------|--------------|--------------|------------|------------|------------|------------|---------------|
| | | | First quarter | Annual | | 1 to 4 | 5 to 9 | 10 to 19 | 20 to 49 | 50 to 99 | 100 to 249 | 250 to 499 | 500 to 999 | 1,000 or more |
| CUMBERLAND—Con. | | | | | | | | | | | | | | |
| 81 | Other services (except public administration) | 1 897 | 7 872 | 32 845 | 391 | 268 | 76 | 37 | 9 | — | 1 | — | — | — |
| 811 | Repair & maintenance | 507 | 3 175 | 12 648 | 118 | 84 | 19 | 14 | 1 | — | — | — | — | — |
| 8111 | Automotive repair & maintenance | 381 | 2 217 | 8 915 | 96 | 72 | 15 | 8 | 1 | — | — | — | — | — |
| 81111 | Automotive mechanical & electrical R&M | 174 | 1 013 | 4 215 | 60 | 51 | 7 | 2 | — | — | — | — | — | — |
| 811111 | General automotive repair | 137 | 738 | 3 139 | 48 | 41 | 6 | 1 | — | — | — | — | — | — |
| 81112 | Automotive body, paint, interior & glass repair | 112 | 721 | 2 812 | 21 | 13 | 4 | 4 | — | — | — | — | — | — |
| 812 | Personal & laundry services | 535 | 2 088 | 8 960 | 119 | 76 | 30 | 9 | 4 | — | — | — | — | — |
| 8121 | Personal care services | 338 | 1 032 | 4 404 | 68 | 41 | 17 | 8 | 2 | — | — | — | — | — |
| 81211 | Hair, nail & skin care services | 310 | 911 | 3 904 | 62 | 37 | 16 | 7 | 2 | — | — | — | — | — |
| 8123 | Drycleaning & laundry services | 115 | 523 | 2 039 | 21 | 12 | 6 | 1 | 2 | — | — | — | — | — |
| 813 | Religious, grantmaking, civic, prof & like organizations | 855 | 2 609 | 11 237 | 154 | 108 | 27 | 14 | 4 | — | 1 | — | — | — |
| 8131 | Religious organizations | 548 | 1 558 | 6 404 | 105 | 73 | 19 | 9 | 4 | — | — | — | — | — |
| 81311 | Religious organizations | 548 | 1 558 | 6 404 | 105 | 73 | 19 | 9 | 4 | — | — | — | — | — |
| 813110 | Religious organizations | 548 | 1 558 | 6 404 | 105 | 73 | 19 | 9 | 4 | — | — | — | — | — |
| 8134 | Civic & social organizations | 178 | 398 | 1 890 | 15 | 10 | 3 | 1 | — | — | 1 | — | — | — |
| 81341 | Civic & social organizations | 178 | 398 | 1 890 | 15 | 10 | 3 | 1 | — | — | 1 | — | — | — |
| 813410 | Civic & social organizations | 178 | 398 | 1 890 | 15 | 10 | 3 | 1 | — | — | 1 | — | — | — |
| 95 | Auxiliaries (exc corporate, subsidiary & regional mgt) | (B) | (D) | (D) | 2 | — | 1 | 1 | — | — | — | — | — | — |
| 99 | Unclassified establishments | (B) | (D) | (D) | 26 | 25 | 1 | — | — | — | — | — | — | — |
| ESSEX | | | | | | | | | | | | | | |
| | Total | 334 071 | 3 530 281 | 13 856 056 | 19 748 | 11 514 | 3 456 | 2 181 | 1 546 | 565 | 324 | 93 | 45 | 24 |
| 11 | Forestry, fishing, hunting, and agriculture support | (B) | (D) | (D) | 3 | 1 | — | 1 | 1 | — | — | — | — | — |
| 21 | Mining | (A) | (D) | (D) | 1 | 1 | — | — | — | — | — | — | — | — |
| 22 | Utilities | (H) | (D) | (D) | 25 | 6 | — | 3 | 6 | 4 | 4 | — | — | 2 |
| 221 | Utilities | (H) | (D) | (D) | 25 | 6 | — | 3 | 6 | 4 | 4 | — | — | 2 |
| 2211 | Elec pwr generation, transmnsn & distribution | (H) | (D) | (D) | 16 | 3 | — | 1 | 3 | 4 | 3 | — | — | 2 |
| 22112 | Electric pwr transmnsn, control & distribution | (H) | (D) | (D) | 11 | 1 | — | — | 1 | 4 | 3 | — | — | 2 |
| 2213 | Water, sewage & other systems | (C) | (D) | (D) | 8 | 2 | — | 2 | 3 | — | 1 | — | — | — |
| 22131 | Water supply & irrigation systems | (C) | (D) | (D) | 5 | 2 | — | 1 | 1 | — | 1 | — | — | — |
| 23 | Construction | 13 368 | 124 821 | 590 100 | 1 473 | 973 | 246 | 142 | 75 | 16 | 14 | 4 | 3 | — |
| 233 | Building, developing & general contracting | 3 626 | 28 687 | 141 873 | 427 | 286 | 69 | 46 | 16 | 4 | 5 | — | 1 | — |
| 2331 | Land subdivision & land development | 135 | 1 314 | 6 050 | 27 | 17 | 5 | 4 | 1 | — | — | — | — | — |
| 23311 | Land subdivision & land development | 135 | 1 314 | 6 050 | 27 | 17 | 5 | 4 | 1 | — | — | — | — | — |
| 233110 | Land subdivision & land development | 135 | 1 314 | 6 050 | 27 | 17 | 5 | 4 | 1 | — | — | — | — | — |
| 2332 | Residential building construction | 1 428 | 10 792 | 50 371 | 297 | 224 | 46 | 21 | 3 | 1 | 2 | — | — | — |
| 23321 | Single-family housing construction | 1 057 | 7 368 | 34 893 | 268 | 211 | 35 | 17 | 3 | 1 | 1 | — | — | — |
| 233210 | Single-family housing construction | 1 057 | 7 368 | 34 893 | 268 | 211 | 35 | 17 | 3 | 1 | 1 | — | — | — |
| 23322 | Multifamily housing construction | 371 | 3 424 | 15 478 | 29 | 13 | 11 | 4 | — | — | 1 | — | — | — |
| 233220 | Multifamily housing construction | 371 | 3 424 | 15 478 | 29 | 13 | 11 | 4 | — | — | 1 | — | — | — |
| 2333 | Nonresidential building construction | 2 063 | 16 581 | 85 452 | 103 | 45 | 18 | 21 | 12 | 3 | 3 | — | 1 | — |
| 23332 | Commercial & institutional bldg construction | 2 039 | 16 451 | 84 881 | 98 | 42 | 18 | 19 | 12 | 3 | 3 | — | 1 | — |
| 233320 | Commercial & institutional bldg construction | 2 039 | 16 451 | 84 881 | 98 | 42 | 18 | 19 | 12 | 3 | 3 | — | 1 | — |
| 234 | Heavy construction | 1 723 | 12 655 | 86 722 | 68 | 24 | 16 | 12 | 10 | 1 | 4 | — | 1 | — |
| 2341 | Highway, street, bridge & tunnel construction | 614 | 6 006 | 36 223 | 34 | 10 | 10 | 5 | 7 | — | 2 | — | — | — |
| 23411 | Highway & street construction | 574 | 5 407 | 33 084 | 31 | 10 | 9 | 4 | 6 | — | 2 | — | — | — |
| 234110 | Highway & street construction | 574 | 5 407 | 33 084 | 31 | 10 | 9 | 4 | 6 | — | 2 | — | — | — |
| 2349 | Other heavy construction | 1 109 | 6 649 | 50 499 | 34 | 14 | 6 | 7 | 3 | 1 | 2 | — | 1 | — |
| 23491 | Water, sewer & pipeline construction | 362 | 3 697 | 25 859 | 13 | 4 | 2 | 3 | 2 | — | 2 | — | — | — |
| 234910 | Water, sewer & pipeline construction | 362 | 3 697 | 25 859 | 13 | 4 | 2 | 3 | 2 | — | 2 | — | — | — |
| 23492 | Pwr, communication transmnsn line construction | (F) | (D) | (D) | 3 | 1 | — | — | 1 | — | — | — | 1 | — |
| 23499 | All other heavy construction | (C) | (D) | (D) | 18 | 9 | 4 | 4 | — | 1 | — | — | — | — |
| 235 | Special trade contractors | 8 019 | 83 479 | 361 505 | 978 | 663 | 161 | 84 | 49 | 11 | 5 | 4 | 1 | — |
| 2351 | Plumbing, heating & AC contractor | 1 499 | 15 851 | 70 336 | 196 | 125 | 30 | 26 | 9 | 4 | 2 | — | — | — |
| 23511 | Plumbing, heating & AC contractor | 1 499 | 15 851 | 70 336 | 196 | 125 | 30 | 26 | 9 | 4 | 2 | — | — | — |
| 235110 | Plumbing, heating & AC contractor | 1 499 | 15 851 | 70 336 | 196 | 125 | 30 | 26 | 9 | 4 | 2 | — | — | — |
| 2352 | Painting & wall covering contractors | 398 | 2 807 | 14 682 | 98 | 73 | 13 | 10 | 2 | — | — | — | — | — |
| 23521 | Painting & wall covering contractors | 398 | 2 807 | 14 682 | 98 | 73 | 13 | 10 | 2 | — | — | — | — | — |
| 235210 | Painting & wall covering contractors | 398 | 2 807 | 14 682 | 98 | 73 | 13 | 10 | 2 | — | — | — | — | — |
| 2353 | Electrical contractors | 2 472 | 31 711 | 120 169 | 143 | 89 | 30 | 14 | 3 | 2 | 1 | 3 | 1 | — |
| 23531 | Electrical contractors | 2 472 | 31 711 | 120 169 | 143 | 89 | 30 | 14 | 3 | 2 | 1 | 3 | 1 | — |
| 235310 | Electrical contractors | 2 472 | 31 711 | 120 169 | 143 | 89 | 30 | 14 | 3 | 2 | 1 | 3 | 1 | — |
| 2354 | Masonry, drywall, insulation, tile contractors | 1 160 | 13 114 | 61 519 | 140 | 102 | 21 | 8 | 5 | 2 | 1 | 1 | — | — |
| 23541 | Masonry & stone contractors | 442 | 2 692 | 15 402 | 82 | 60 | 13 | 4 | 4 | — | 1 | — | — | — |
| 235410 | Masonry & stone contractors | 442 | 2 692 | 15 402 | 82 | 60 | 13 | 4 | 4 | — | 1 | — | — | — |
| 23542 | Drywall, acoustical & insulation contractors | 536 | 8 095 | 36 740 | 24 | 17 | 2 | 2 | 1 | 1 | — | 1 | — | — |
| 235420 | Drywall, acoustical & insulation contractors | 536 | 8 095 | 36 740 | 24 | 17 | 2 | 2 | 1 | 1 | — | 1 | — | — |
| 23543 | Tile, marble, terrazzo & mosaic contractors | 182 | 2 327 | 9 377 | 34 | 25 | 6 | 2 | — | 1 | — | — | — | — |
| 235430 | Tile, marble, terrazzo & mosaic contractors | 182 | 2 327 | 9 377 | 34 | 25 | 6 | 2 | — | 1 | — | — | — | — |

See footnotes at end of table.

Table 6. Counties—Employees, Payroll, and Establishments by Industry: 2001—Con.

[Excludes most government employees, railroad employees, and self-employed persons. Size class 1 to 4 includes establishments with payroll, but no employees, during mid-March pay period. (D) denotes figures withheld to avoid disclosing data for individual companies; the data are included in broader industry totals. Detailed industries with 100 or more employees are shown if industry was not a (D). For explanation of terms, abbreviations, and data reliability/comparability, see introductory text]

| NAICS code | Industry | Number of employees for week including March 12 | Payroll (\$1,000) | | Total number of establishments | Number of establishments by employment-size class | | | | | | | | |
|---------------------------------|--|---|-------------------|---------|--------------------------------|---|--------|----------|----------|----------|------------|------------|------------|---------------|
| | | | First quarter | Annual | | 1 to 4 | 5 to 9 | 10 to 19 | 20 to 49 | 50 to 99 | 100 to 249 | 250 to 499 | 500 to 999 | 1,000 or more |
| ESSEX—Con. | | | | | | | | | | | | | | |
| 31-33 Manufacturing—Con. | | | | | | | | | | | | | | |
| 325 | Chemical mfg | 8 628 | 143 415 | 549 578 | 99 | 13 | 24 | 16 | 18 | 17 | 6 | 3 | — | 2 |
| 3251 | Basic chemical mfg | 972 | 15 139 | 56 878 | 24 | 1 | 6 | 5 | 6 | 4 | 2 | — | — | — |
| 32519 | Other basic organic chemical mfg | 841 | 13 313 | 49 726 | 16 | 1 | 2 | 4 | 3 | 4 | 2 | — | — | — |
| 325199 | All other basic organic chemical mfg | 809 | 12 997 | 48 709 | 13 | 1 | 1 | 2 | 3 | 4 | 2 | — | — | — |
| 3252 | Resin, syn rubber, artf & syn fibers, fil mfg | 189 | 2 360 | 9 141 | 5 | 1 | — | — | 2 | 2 | — | — | — | — |
| 32521 | Resin & synthetic rubber mfg | (C) | (D) | (D) | 4 | — | — | — | 2 | 2 | — | — | — | — |
| 3253 | Pesticide, fertilizer & oth ag chemical mfg | (E) | (D) | (D) | 2 | 1 | — | — | — | — | — | — | — | — |
| 32532 | Pesticide & other agricultural chemical mfg | (E) | (D) | (D) | 1 | — | — | — | — | — | — | 1 | — | — |
| 3254 | Pharmaceutical & medicine mfg | 5 936 | 110 468 | 421 171 | 19 | 2 | 2 | 4 | 2 | 2 | 3 | 2 | — | 2 |
| 32541 | Pharmaceutical & medicine mfg | 5 936 | 110 468 | 421 171 | 19 | 2 | 2 | 4 | 2 | 2 | 3 | 2 | — | 2 |
| 325412 | Pharmaceutical preparation mfg | 5 304 | 100 844 | 389 282 | 14 | 2 | 1 | 4 | 2 | — | 2 | 1 | — | 2 |
| 3255 | Paint, coating & adhesive mfg | 580 | 8 491 | 28 224 | 27 | 6 | 8 | 5 | 2 | 6 | — | — | — | — |
| 32551 | Paint & coating mfg | 400 | 6 507 | 20 818 | 17 | 3 | 5 | 3 | 2 | 4 | — | — | — | — |
| 325510 | Paint & coating mfg | 400 | 6 507 | 20 818 | 17 | 3 | 5 | 3 | 2 | 4 | — | — | — | — |
| 32552 | Adhesive mfg | 180 | 1 984 | 7 406 | 10 | 3 | 3 | 2 | — | 2 | — | — | — | — |
| 325520 | Adhesive mfg | 180 | 1 984 | 7 406 | 10 | 3 | 3 | 2 | — | 2 | — | — | — | — |
| 3256 | Soap, cleaners & toilet preparation mfg | 484 | 3 955 | 19 885 | 14 | 2 | 4 | 1 | 4 | 2 | 1 | — | — | — |
| 32561 | Soap & cleaning compound mfg | 100 | 1 093 | 5 372 | 6 | 1 | 2 | 1 | 2 | — | — | — | — | — |
| 32562 | Toilet preparation mfg | 384 | 2 862 | 14 513 | 8 | 1 | 2 | — | 2 | 2 | 1 | — | — | — |
| 325620 | Toilet preparation mfg | 384 | 2 862 | 14 513 | 8 | 1 | 2 | — | 2 | 2 | 1 | — | — | — |
| 3259 | Other chemical product & preparation mfg | (C) | (D) | (D) | 8 | — | 4 | 1 | 2 | 1 | — | — | — | — |
| 326 | Plastics & rubber products mfg | 1 345 | 12 173 | 47 620 | 51 | 13 | 9 | 10 | 10 | 5 | 4 | — | — | — |
| 3261 | Plastics product mfg | 1 208 | 11 092 | 43 453 | 40 | 8 | 8 | 6 | 10 | 4 | 4 | — | — | — |
| 32611 | Unsupported plastics film, sheet, & bag mfg | 470 | 5 301 | 20 711 | 11 | 2 | 2 | 1 | 2 | 2 | 2 | — | — | — |
| 326113 | Unsupported plastics film and sheet (except packaging) mfg | 284 | 3 099 | 11 486 | 6 | 1 | — | 1 | 2 | — | 2 | — | — | — |
| 32619 | Other plastics product mfg | 698 | 5 317 | 20 912 | 25 | 4 | 5 | 5 | 7 | 2 | 2 | — | — | — |
| 326199 | All other plastics product mfg | 698 | 5 317 | 20 912 | 25 | 4 | 5 | 5 | 7 | 2 | 2 | — | — | — |
| 3262 | Rubber product mfg | 137 | 1 081 | 4 167 | 11 | 5 | 1 | 4 | — | 1 | — | — | — | — |
| 32629 | Other rubber product mfg | (C) | (D) | (D) | 8 | 3 | 1 | 3 | — | 1 | — | — | — | — |
| 327 | Nonmetallic mineral product mfg | 594 | 6 041 | 24 132 | 25 | 7 | 3 | 6 | 6 | 1 | 2 | — | — | — |
| 3271 | Clay product & refractory mfg | (C) | (D) | (D) | 3 | 1 | — | — | 1 | — | 1 | — | — | — |
| 32711 | Pottery, ceramics & plumbing fixture mfg | (C) | (D) | (D) | 2 | 1 | — | — | — | — | 1 | — | — | — |
| 3273 | Cement & concrete product mfg | 137 | 1 294 | 7 124 | 9 | 3 | 2 | 2 | 1 | 1 | — | — | — | — |
| 32732 | Ready-mix concrete mfg | 109 | 1 114 | 6 331 | 5 | 1 | 1 | 1 | 1 | 1 | — | — | — | — |
| 327320 | Ready-mix concrete mfg | 109 | 1 114 | 6 331 | 5 | 1 | 1 | 1 | 1 | 1 | — | — | — | — |
| 3274 | Lime & gypsum product mfg | (C) | (D) | (D) | 1 | — | — | — | — | — | 1 | — | — | — |
| 32742 | Gypsum product mfg | (C) | (D) | (D) | 1 | — | — | — | — | — | 1 | — | — | — |
| 3279 | Other nonmetallic mineral product mfg | 101 | 918 | 2 963 | 6 | 1 | 1 | 2 | 2 | — | — | — | — | — |
| 331 | Primary metal mfg | 860 | 7 163 | 28 025 | 20 | 4 | 1 | 4 | 7 | 2 | 2 | — | — | — |
| 3312 | Steel product mfg from purchased steel | (C) | (D) | (D) | 2 | 1 | — | — | — | — | 1 | — | — | — |
| 33122 | Rolling & drawing of purchased steel | (C) | (D) | (D) | 1 | — | — | — | — | — | 1 | — | — | — |
| 3314 | Nonferrous (exc alum) production & processing | 273 | 2 478 | 9 315 | 5 | 1 | — | 1 | 1 | 1 | — | — | — | — |
| 33142 | Copper rolling, drawing, extruding & alloying | (C) | (D) | (D) | 3 | 1 | — | — | 1 | — | 1 | — | — | — |
| 3315 | Foundries | 220 | 1 843 | 7 147 | 8 | 1 | — | 2 | 5 | — | — | — | — | — |
| 33152 | Nonferrous metal foundries | 168 | 1 365 | 5 079 | 5 | 1 | — | — | 4 | — | — | — | — | — |
| 332 | Fabricated metal product mfg | 3 660 | 31 795 | 126 190 | 194 | 60 | 33 | 43 | 40 | 12 | 6 | — | — | — |
| 3321 | Forging & stamping | 482 | 4 798 | 20 009 | 22 | 2 | 4 | 8 | 5 | 3 | — | — | — | — |
| 33211 | Forging & stamping | 482 | 4 798 | 20 009 | 22 | 2 | 4 | 8 | 5 | 3 | — | — | — | — |
| 3322 | Cutlery & handtool mfg | 314 | 2 070 | 8 814 | 10 | 5 | — | 1 | 1 | 2 | 1 | — | — | — |
| 33221 | Cutlery & handtool mfg | 314 | 2 070 | 8 814 | 10 | 5 | — | 1 | 1 | 2 | 1 | — | — | — |
| 332211 | Cutlery & flatware (exc precious) mfg | 256 | 1 539 | 6 668 | 3 | — | — | — | — | 2 | 1 | — | — | — |
| 3323 | Architectural & structural metals mfg | 462 | 4 226 | 17 083 | 33 | 10 | 3 | 10 | 10 | — | — | — | — | — |
| 33231 | Plate work & fabricated structural prod mfg | 118 | 1 027 | 4 341 | 8 | 2 | — | 3 | 3 | — | — | — | — | — |
| 33232 | Ornamental & architectural metal prod mfg | 344 | 3 199 | 12 742 | 25 | 8 | 3 | 7 | 7 | — | — | — | — | — |
| 332322 | Sheet metal work mfg | 205 | 2 246 | 8 158 | 14 | 4 | 1 | 5 | 4 | — | — | — | — | — |
| 3324 | Boiler, tank & shipping container mfg | 381 | 4 059 | 14 425 | 7 | — | — | 3 | 1 | 1 | 2 | — | — | — |
| 33242 | Metal tank (heavy gauge) mfg | 167 | 2 259 | 6 656 | 3 | — | — | 1 | 1 | — | 1 | — | — | — |
| 332420 | Metal tank (heavy gauge) mfg | 167 | 2 259 | 6 656 | 3 | — | — | 1 | 1 | — | 1 | — | — | — |
| 33243 | Light gauge metal container mfg | 214 | 1 800 | 7 769 | 4 | — | — | 2 | — | 1 | 1 | — | — | — |
| 3326 | Spring & wire product mfg | 176 | 1 581 | 6 778 | 10 | 2 | 2 | 2 | 4 | — | — | — | — | — |
| 33261 | Spring & wire product mfg | 176 | 1 581 | 6 778 | 10 | 2 | 2 | 2 | 4 | — | — | — | — | — |
| 3327 | Mach shops, turn prod, screw, nut, bolt mfg | 896 | 8 798 | 33 856 | 59 | 29 | 14 | 5 | 5 | 4 | 2 | — | — | — |
| 33271 | Machine shops | 552 | 5 777 | 22 813 | 47 | 23 | 11 | 5 | 5 | 2 | 1 | — | — | — |
| 332710 | Machine shops | 552 | 5 777 | 22 813 | 47 | 23 | 11 | 5 | 5 | 2 | 1 | — | — | — |
| 33272 | Turned product & screw, nut & bolt mfg | 344 | 3 021 | 11 043 | 12 | 6 | 3 | — | — | 2 | 1 | — | — | — |
| 332722 | Boit, nut, screw, rivet & washer mfg | 336 | 2 967 | 10 789 | 8 | 2 | 3 | — | — | 2 | 1 | — | — | — |
| 3328 | Coating, engrave, heat treating & oth activity | 448 | 3 039 | 12 120 | 32 | 9 | 8 | 8 | 5 | 2 | — | — | — | — |
| 33281 | Coating, engrave, heat treating & oth activity | 448 | 3 039 | 12 120 | 32 | 9 | 8 | 8 | 5 | 2 | — | — | — | — |
| 332812 | Metal coating, engraving & allied services | 227 | 1 522 | 6 031 | 11 | 2 | 2 | 4 | 1 | 2 | — | — | — | — |
| 3329 | Other fabricated metal product mfg | 443 | 2 869 | 11 708 | 18 | 3 | 2 | 4 | 8 | — | 1 | — | — | — |
| 33299 | All other fabricated metal product mfg | 407 | 2 589 | 11 117 | 15 | 2 | 2 | 3 | 7 | — | 1 | — | — | — |
| 332999 | All other misc fabricated metal product mfg | 357 | 2 063 | 8 972 | 10 | 1 | — | 2 | 6 | — | 1 | — | — | — |

See footnotes at end of table.

Table 6. Counties—Employees, Payroll, and Establishments by Industry: 2001—Con.

[Excludes most government employees, railroad employees, and self-employed persons. Size class 1 to 4 includes establishments with payroll, but no employees, during mid-March pay period. (D) denotes figures withheld to avoid disclosing data for individual companies; the data are included in broader industry totals. Detailed industries with 100 or more employees are shown if industry was not a (D). For explanation of terms, abbreviations, and data reliability/comparability, see introductory text]

| NAICS code | Industry | Number of employees for week including March 12 | Payroll (\$1,000) | | Total number of establishments | Number of establishments by employment-size class | | | | | | | | | |
|---------------------------------|--|---|-------------------|------------------|--------------------------------|---|------------|------------|------------|-----------|------------|------------|------------|---------------|--|
| | | | First quarter | Annual | | 1 to 4 | 5 to 9 | 10 to 19 | 20 to 49 | 50 to 99 | 100 to 249 | 250 to 499 | 500 to 999 | 1,000 or more | |
| ESSEX—Con. | | | | | | | | | | | | | | | |
| 31-33 Manufacturing—Con. | | | | | | | | | | | | | | | |
| 333 | Machinery mfg | 1 816 | 21 764 | 85 643 | 94 | 29 | 22 | 17 | 20 | 4 | 1 | 1 | — | — | |
| 3332 | Industrial machinery mfg | 732 | 9 949 | 37 149 | 22 | 3 | 9 | 4 | 3 | 2 | — | 1 | — | — | |
| 33329 | Other industrial machinery mfg | (F) | (D) | (D) | 20 | 2 | 8 | 4 | 3 | 2 | — | — | — | — | |
| 333291 | Paper industry machinery mfg | 447 | 6 369 | 23 518 | 5 | — | 2 | 1 | 1 | — | — | 1 | — | — | |
| 333298 | All other industrial machinery mfg | 216 | 2 673 | 10 308 | 9 | 1 | 2 | 3 | 1 | 2 | — | — | — | — | |
| 3333 | Commercial & service industry machinery mfg .. | 191 | 2 123 | 7 769 | 14 | 7 | 1 | 3 | 2 | 1 | — | — | — | — | |
| 33331 | Commercial & service industry machinery mfg | 191 | 2 123 | 7 769 | 14 | 7 | 1 | 3 | 2 | 1 | — | — | — | — | |
| 3335 | Metalworking machinery mfg | 226 | 2 371 | 10 560 | 22 | 7 | 6 | 5 | 4 | — | — | — | — | — | |
| 33351 | Metalworking machinery mfg | 226 | 2 371 | 10 560 | 22 | 7 | 6 | 5 | 4 | — | — | — | — | — | |
| 333514 | Special die, tool, die set, jig & fixture mfg .. | 146 | 1 574 | 5 791 | 13 | 4 | 4 | 2 | 3 | — | — | — | — | — | |
| 3339 | Other general purpose machinery mfg | 618 | 6 766 | 28 059 | 30 | 10 | 4 | 3 | 11 | 1 | 1 | — | — | — | |
| 33392 | Material handling equipment mfg | (C) | (D) | (D) | 9 | 2 | 1 | 1 | 5 | — | — | — | — | — | |
| 33399 | All other general purpose machinery mfg | 437 | 5 019 | 21 560 | 20 | 8 | 3 | 1 | 6 | 1 | 1 | — | — | — | |
| 333993 | Packaging machinery mfg | 167 | 2 104 | 8 056 | 8 | 3 | 1 | — | 3 | 1 | — | — | — | — | |
| 333999 | All other general purpose machinery mfg .. | 209 | 2 080 | 9 626 | 8 | 4 | 1 | — | 2 | — | 1 | — | — | — | |
| 334 | Computer & electronic product mfg | 1 192 | 13 780 | 55 885 | 50 | 14 | 10 | 7 | 13 | 4 | 2 | — | — | — | |
| 3342 | Communications equipment mfg | 209 | 2 957 | 11 350 | 7 | 2 | 1 | 2 | 1 | — | 1 | — | — | — | |
| 33422 | Radio, TV broadcast & wireless comm equip mfg | 184 | 2 629 | 10 799 | 4 | 1 | — | 1 | 1 | — | 1 | — | — | — | |
| 334220 | Radio, TV broadcast & wireless comm equip mfg | 184 | 2 629 | 10 799 | 4 | 1 | — | 1 | 1 | — | 1 | — | — | — | |
| 3344 | Semiconductor & oth electronic component mfg | 536 | 5 239 | 19 930 | 16 | 2 | 2 | 2 | 7 | 3 | — | — | — | — | |
| 33441 | Semiconductor & oth electronic component mfg | 536 | 5 239 | 19 930 | 16 | 2 | 2 | 2 | 7 | 3 | — | — | — | — | |
| 334419 | Other electronic component mfg | 189 | 1 651 | 6 777 | 7 | 1 | 2 | 1 | 2 | 1 | — | — | — | — | |
| 3345 | Nav, measuring, medical, control instruments mfg | 418 | 5 358 | 23 569 | 21 | 7 | 5 | 2 | 5 | 1 | 1 | — | — | — | |
| 33451 | Nav, measuring, medical, control instruments mfg | 418 | 5 358 | 23 569 | 21 | 7 | 5 | 2 | 5 | 1 | 1 | — | — | — | |
| 335 | Electrical equip, appliance & component mfg | 632 | 5 788 | 23 009 | 25 | 7 | 4 | 6 | 4 | 2 | 2 | — | — | — | |
| 3351 | Electric lighting equipment mfg | 312 | 3 285 | 13 041 | 9 | 1 | 2 | 2 | 1 | 2 | 1 | — | — | — | |
| 33512 | Lighting fixture mfg | (E) | (D) | (D) | 8 | 1 | 2 | 1 | 1 | 2 | 1 | — | — | — | |
| 335122 | Commercial electric lighting fixture mfg | 263 | 2 970 | 11 565 | 4 | — | — | — | 1 | 2 | 1 | — | — | — | |
| 3359 | Other electrical equipment & component mfg ... | 272 | 2 135 | 8 359 | 10 | 3 | 1 | 2 | 3 | — | 1 | — | — | — | |
| 33593 | Wiring device mfg | 180 | 1 385 | 5 610 | 5 | 2 | 1 | — | 1 | — | 1 | — | — | — | |
| 336 | Transportation equipment mfg | 302 | 2 584 | 10 204 | 20 | 9 | 3 | 2 | 5 | 1 | — | — | — | — | |
| 3363 | Motor vehicle parts mfg | 210 | 1 653 | 6 400 | 14 | 7 | 2 | 2 | 2 | 1 | — | — | — | — | |
| 337 | Furniture & related product mfg | 1 262 | 10 042 | 42 033 | 59 | 19 | 10 | 12 | 12 | 3 | 3 | — | — | — | |
| 3371 | HH & institutional furniture & kitchen cabinet mfg | 673 | 5 652 | 24 404 | 33 | 11 | 5 | 8 | 6 | 1 | 2 | — | — | — | |
| 33711 | Wood kitchen cabinet & countertop mfg | 242 | 2 154 | 8 941 | 13 | 3 | 4 | 4 | 1 | — | 1 | — | — | — | |
| 337110 | Wood kitchen cabinet & countertop mfg | 242 | 2 154 | 8 941 | 13 | 3 | 4 | 4 | 1 | — | 1 | — | — | — | |
| 33712 | Household & institutional furniture mfg | 431 | 3 498 | 15 463 | 20 | 8 | 1 | 4 | 5 | 1 | 1 | — | — | — | |
| 337127 | Institutional furniture mfg | 317 | 2 534 | 11 302 | 7 | 1 | — | 1 | 3 | 1 | 1 | — | — | — | |
| 3372 | Office furniture (including fixtures) mfg | 488 | 3 400 | 13 817 | 21 | 5 | 5 | 4 | 5 | 1 | 1 | — | — | — | |
| 33721 | Office furniture (including fixtures) mfg | 488 | 3 400 | 13 817 | 21 | 5 | 5 | 4 | 5 | 1 | 1 | — | — | — | |
| 337211 | Wood office furniture mfg | 111 | 754 | 2 967 | 4 | — | 1 | — | 3 | — | — | — | — | — | |
| 337215 | Showcase, partition, shelving & locker mfg .. | 329 | 2 242 | 9 199 | 12 | 3 | 4 | 1 | 2 | 1 | 1 | — | — | — | |
| 3379 | Other furniture related product mfg | 101 | 990 | 3 812 | 5 | 3 | — | — | 1 | 1 | — | — | — | — | |
| 339 | Miscellaneous mfg | 2 455 | 24 473 | 98 128 | 98 | 44 | 11 | 20 | 12 | 7 | 1 | 3 | — | — | |
| 3391 | Medical equipment & supplies mfg | 563 | 8 677 | 38 864 | 31 | 16 | 3 | 7 | 4 | — | — | 1 | — | — | |
| 33911 | Medical equipment & supplies mfg | 563 | 8 677 | 38 864 | 31 | 16 | 3 | 7 | 4 | — | — | 1 | — | — | |
| 339112 | Surgical & medical instrument mfg | 380 | 7 289 | 33 292 | 8 | 2 | 1 | 3 | 1 | — | — | 1 | — | — | |
| 339116 | Dental laboratories | 116 | 760 | 3 269 | 15 | 10 | 1 | 2 | 2 | — | — | — | — | — | |
| 3399 | Other miscellaneous mfg | 1 892 | 15 796 | 59 264 | 67 | 28 | 8 | 13 | 8 | 7 | 1 | 2 | — | — | |
| 33991 | Jewelry & silverware mfg | 319 | 2 750 | 11 526 | 18 | 9 | 2 | 2 | 3 | 2 | — | — | — | — | |
| 339911 | Jewelry (exc costume) mfg | 272 | 2 358 | 9 473 | 14 | 6 | 2 | 2 | 2 | 2 | — | — | — | — | |
| 33992 | Sporting & athletic goods mfg | (C) | (D) | (D) | 2 | — | — | — | — | 2 | — | — | — | — | |
| 33995 | Sign mfg | 710 | 2 128 | 9 826 | 23 | 12 | 3 | 4 | 1 | 2 | — | 1 | — | — | |
| 339950 | Sign mfg | 710 | 2 128 | 9 826 | 23 | 12 | 3 | 4 | 1 | 2 | — | 1 | — | — | |
| 33999 | All other misc mfg | 626 | 7 544 | 26 134 | 16 | 4 | 1 | 5 | 4 | — | 1 | 1 | — | — | |
| 339991 | Gasket, packing & sealing device mfg | 314 | 3 863 | 14 970 | 4 | — | — | 2 | 1 | — | — | 1 | — | — | |
| 42 | Wholesale trade | 22 786 | 282 658 | 1 136 708 | 1 372 | 700 | 252 | 196 | 155 | 40 | 22 | 4 | 1 | 2 | |
| 421 | Wholesale trade, durable goods | 11 024 | 128 900 | 537 674 | 816 | 413 | 157 | 121 | 84 | 27 | 10 | 3 | 1 | — | |
| 4211 | Motor vehicle, motor vehicle pt & supply whsle . | 1 359 | 10 663 | 46 111 | 74 | 35 | 14 | 13 | 7 | 2 | 2 | 1 | — | — | |
| 42111 | Automobile & other motor vehicle whsle | 393 | 4 553 | 18 592 | 19 | 10 | 4 | 3 | — | — | 2 | — | — | — | |
| 421110 | Automobile & other motor vehicle whsle ... | 393 | 4 553 | 18 592 | 19 | 10 | 4 | 3 | — | — | 2 | — | — | — | |
| 42112 | Motor vehicle supplies & new parts whsle | 867 | 5 404 | 24 605 | 35 | 10 | 7 | 9 | 6 | 2 | — | 1 | — | — | |
| 421120 | Motor vehicle supplies & new parts whsle ... | 867 | 5 404 | 24 605 | 35 | 10 | 7 | 9 | 6 | 2 | — | 1 | — | — | |
| 4212 | Furniture & home furnishing whsle | 614 | 6 201 | 23 737 | 61 | 35 | 10 | 7 | 6 | 3 | — | — | — | — | |
| 42121 | Furniture whsle | 337 | 3 934 | 14 721 | 22 | 11 | 1 | 3 | 5 | 2 | — | — | — | — | |
| 421210 | Furniture whsle | 337 | 3 934 | 14 721 | 22 | 11 | 1 | 3 | 5 | 2 | — | — | — | — | |
| 42122 | Home furnishing whsle | 277 | 2 267 | 9 016 | 39 | 24 | 9 | 4 | 1 | 1 | — | — | — | — | |
| 421220 | Home furnishing whsle | 277 | 2 267 | 9 016 | 39 | 24 | 9 | 4 | 1 | 1 | — | — | — | — | |
| 4213 | Lumber & other construction materials whsle ... | 262 | 3 121 | 14 796 | 36 | 20 | 6 | 7 | 3 | — | — | — | — | — | |
| 42131 | Lumber, plywood, millwork & wood panel whsle | 158 | 2 009 | 9 218 | 18 | 8 | 4 | 4 | 2 | — | — | — | — | — | |
| 421310 | Lumber, plywood, millwork & wood panel whsle | 158 | 2 009 | 9 218 | 18 | 8 | 4 | 4 | 2 | — | — | — | — | — | |

See footnotes at end of table.

Table 6. Counties—Employees, Payroll, and Establishments by Industry: 2001—Con.

[Excludes most government employees, railroad employees, and self-employed persons. Size class 1 to 4 includes establishments with payroll, but no employees, during mid-March pay period. (D) denotes figures withheld to avoid disclosing data for individual companies; the data are included in broader industry totals. Detailed industries with 100 or more employees are shown if industry was not a (D). For explanation of terms, abbreviations, and data reliability/comparability, see introductory text]

| NAICS code | Industry | Number of employees for week including March 12 | Payroll (\$1,000) | | Total number of establishments | Number of establishments by employment-size class | | | | | | | | | |
|-----------------------------|---|---|-------------------|---------|--------------------------------|---|--------|----------|----------|----------|------------|------------|------------|---------------|--|
| | | | First quarter | Annual | | 1 to 4 | 5 to 9 | 10 to 19 | 20 to 49 | 50 to 99 | 100 to 249 | 250 to 499 | 500 to 999 | 1,000 or more | |
| ESSEX—Con. | | | | | | | | | | | | | | | |
| Wholesale trade—Con. | | | | | | | | | | | | | | | |
| 421 | Wholesale trade, durable goods—Con. | | | | | | | | | | | | | | |
| 4214 | Professional & commercial equip & supp whsle | 3 049 | 40 974 | 179 733 | 123 | 61 | 26 | 10 | 15 | 6 | 2 | 1 | — | — | |
| 42141 | Photographic equipment & supplies whsle | 211 | 3 238 | 11 910 | 5 | 1 | — | — | 1 | 2 | — | — | — | — | |
| 421410 | Photographic equipment & supplies whsle | 211 | 3 238 | 11 910 | 5 | 1 | — | — | 1 | 2 | — | — | — | — | |
| 42142 | Office equipment whsle | 1 682 | 22 893 | 104 547 | 25 | 8 | 5 | 3 | 2 | 2 | 1 | 1 | — | — | |
| 421420 | Office equipment whsle | 1 682 | 22 893 | 104 547 | 25 | 8 | 5 | 3 | 2 | 2 | 1 | 1 | — | — | |
| 42143 | Computer & peripheral equip & software whsle | 348 | 4 303 | 20 025 | 50 | 32 | 10 | 3 | 4 | 1 | — | — | — | — | |
| 421430 | Computer & peripheral equip & software whsle | 348 | 4 303 | 20 025 | 50 | 32 | 10 | 3 | 4 | 1 | — | — | — | — | |
| 42144 | Other commercial equipment whsle | 122 | 1 634 | 6 949 | 15 | 9 | 3 | 1 | 2 | — | — | — | — | — | |
| 421440 | Other commercial equipment whsle | 122 | 1 634 | 6 949 | 15 | 9 | 3 | 1 | 2 | — | — | — | — | — | |
| 42145 | Medical, dental, hospital equip & supp whsle | 197 | 2 956 | 10 622 | 16 | 5 | 5 | 3 | 2 | 1 | — | — | — | — | |
| 421450 | Medical, dental, hospital equip & supp whsle | 197 | 2 956 | 10 622 | 16 | 5 | 5 | 3 | 2 | 1 | — | — | — | — | |
| 42146 | Ophthalmic goods whsle | (E) | (D) | (D) | 4 | 2 | — | — | 1 | — | — | 1 | — | — | |
| 4215 | Metal & mineral (except petroleum) whsle | 411 | 5 241 | 20 447 | 36 | 15 | 5 | 9 | 7 | — | — | — | — | — | |
| 42151 | Metal service centers & offices whsle | (E) | (D) | (D) | 35 | 14 | 5 | 9 | 7 | — | — | — | — | — | |
| 4216 | Electrical goods whsle | 1 434 | 21 055 | 78 742 | 114 | 59 | 19 | 20 | 7 | 7 | 2 | — | — | — | |
| 42161 | Elec equip, wiring supp, const material whsle | 446 | 6 003 | 23 007 | 37 | 19 | 7 | 7 | 1 | 2 | 1 | — | — | — | |
| 421610 | Elec equip, wiring supp, const material whsle | 446 | 6 003 | 23 007 | 37 | 19 | 7 | 7 | 1 | 2 | 1 | — | — | — | |
| 42162 | Electric appliance, TV, radio set whsle | 277 | 4 017 | 14 668 | 14 | 5 | 3 | 2 | 2 | 2 | — | — | — | — | |
| 421620 | Electric appliance, TV, radio set whsle | 277 | 4 017 | 14 668 | 14 | 5 | 3 | 2 | 2 | 2 | — | — | — | — | |
| 42169 | Other electronic parts & equipment whsle | 711 | 11 035 | 41 067 | 63 | 35 | 9 | 11 | 4 | 3 | 1 | — | — | — | |
| 421690 | Other electronic parts & equipment whsle | 711 | 11 035 | 41 067 | 63 | 35 | 9 | 11 | 4 | 3 | 1 | — | — | — | |
| 4217 | Hardware, plumb & heating equip & sup whsle | 680 | 7 807 | 35 223 | 59 | 30 | 9 | 9 | 1 | 1 | — | — | — | — | |
| 42171 | Hardware whsle | 246 | 2 466 | 12 555 | 26 | 15 | 3 | 4 | 4 | — | — | — | — | — | |
| 421710 | Hardware whsle | 246 | 2 466 | 12 555 | 26 | 15 | 3 | 4 | 4 | — | — | — | — | — | |
| 42172 | Plumbing & heating equipment & supplies whsle | 197 | 1 858 | 8 139 | 18 | 7 | 4 | 5 | 1 | 1 | — | — | — | — | |
| 421720 | Plumbing & heating equipment & supplies whsle | 197 | 1 858 | 8 139 | 18 | 7 | 4 | 5 | 1 | 1 | — | — | — | — | |
| 42173 | Warm air heating & AC equip & supplies whsle | 237 | 3 483 | 14 529 | 15 | 8 | 2 | — | 4 | — | 1 | — | — | — | |
| 421730 | Warm air heating & AC equip & supplies whsle | 237 | 3 483 | 14 529 | 15 | 8 | 2 | — | 4 | — | 1 | — | — | — | |
| 4218 | Machinery, equipment & supplies whsle | 1 853 | 21 491 | 87 340 | 193 | 95 | 47 | 28 | 17 | 5 | 1 | — | — | — | |
| 42183 | Industrial machinery & equipment whsle | 953 | 11 686 | 49 299 | 98 | 50 | 25 | 10 | 10 | 2 | 1 | — | — | — | |
| 421830 | Industrial machinery & equipment whsle | 953 | 11 686 | 49 299 | 98 | 50 | 25 | 10 | 10 | 2 | 1 | — | — | — | |
| 42184 | Industrial supplies whsle | 451 | 5 310 | 19 539 | 46 | 15 | 14 | 13 | 3 | 1 | — | — | — | — | |
| 421840 | Industrial supplies whsle | 451 | 5 310 | 19 539 | 46 | 15 | 14 | 13 | 3 | 1 | — | — | — | — | |
| 42185 | Service establishment equip & supplies whsle | 161 | 1 431 | 5 986 | 24 | 13 | 5 | 4 | 2 | — | — | — | — | — | |
| 421850 | Service establishment equip & supplies whsle | 161 | 1 431 | 5 986 | 24 | 13 | 5 | 4 | 2 | — | — | — | — | — | |
| 42186 | Transportation equip, supplies (exc MV) whsle | 193 | 2 049 | 8 107 | 13 | 6 | 3 | 1 | 2 | 1 | — | — | — | — | |
| 421860 | Transportation equip, supplies (exc MV) whsle | 193 | 2 049 | 8 107 | 13 | 6 | 3 | 1 | 2 | 1 | — | — | — | — | |
| 4219 | Miscellaneous durable goods whsle | 1 362 | 12 347 | 51 545 | 120 | 63 | 21 | 18 | 13 | 3 | 2 | — | — | — | |
| 42192 | Toy & hobby goods & supplies whsle | 107 | 1 092 | 5 919 | 12 | 5 | 2 | 3 | 2 | — | — | — | — | — | |
| 421920 | Toy & hobby goods & supplies whsle | 107 | 1 092 | 5 919 | 12 | 5 | 2 | 3 | 2 | — | — | — | — | — | |
| 42193 | Recyclable material whsle | 791 | 6 947 | 27 829 | 34 | 9 | 6 | 5 | 3 | 2 | — | — | — | — | |
| 421930 | Recyclable material whsle | 791 | 6 947 | 27 829 | 34 | 9 | 6 | 5 | 3 | 2 | — | — | — | — | |
| 42194 | Jewelry, watch, precious stone & metal whsle | 148 | 1 382 | 5 879 | 24 | 17 | 3 | 2 | 2 | — | — | — | — | — | |
| 421940 | Jewelry, watch, precious stone & metal whsle | 148 | 1 382 | 5 879 | 24 | 17 | 3 | 2 | 2 | — | — | — | — | — | |
| 42199 | Other miscellaneous durable goods whsle | 220 | 1 870 | 7 283 | 39 | 26 | 5 | 5 | 3 | — | — | — | — | — | |
| 421990 | Other miscellaneous durable goods whsle | 220 | 1 870 | 7 283 | 39 | 26 | 5 | 5 | 3 | — | — | — | — | — | |
| 422 | Wholesale trade, nondurable goods | 11 762 | 153 758 | 599 034 | 556 | 287 | 95 | 75 | 71 | 13 | 12 | 1 | — | 2 | |
| 4221 | Paper & paper product whsle | 717 | 9 424 | 37 937 | 69 | 36 | 10 | 15 | 7 | — | 1 | — | — | — | |
| 42211 | Printing & writing paper whsle | 276 | 4 171 | 17 351 | 14 | 8 | 2 | 1 | 2 | — | 1 | — | — | — | |
| 422110 | Printing & writing paper whsle | 276 | 4 171 | 17 351 | 14 | 8 | 2 | 1 | 2 | — | 1 | — | — | — | |
| 42212 | Stationery & office supplies whsle | 159 | 1 944 | 7 526 | 26 | 15 | 4 | 6 | 1 | — | — | — | — | — | |
| 422120 | Stationery & office supplies whsle | 159 | 1 944 | 7 526 | 26 | 15 | 4 | 6 | 1 | — | — | — | — | — | |
| 42213 | Industrial & personal service paper whsle | 282 | 3 309 | 13 060 | 29 | 13 | 4 | 8 | 4 | — | — | — | — | — | |
| 422130 | Industrial & personal service paper whsle | 282 | 3 309 | 13 060 | 29 | 13 | 4 | 8 | 4 | — | — | — | — | — | |
| 4222 | Drugs & druggists' sundries whsle | 4 097 | 81 491 | 299 609 | 40 | 19 | 3 | 4 | 8 | 3 | 2 | — | — | 1 | |
| 42221 | Drugs & druggists' sundries whsle | 4 097 | 81 491 | 299 609 | 40 | 19 | 3 | 4 | 8 | 3 | 2 | — | — | 1 | |
| 422210 | Drugs & druggists' sundries whsle | 4 097 | 81 491 | 299 609 | 40 | 19 | 3 | 4 | 8 | 3 | 2 | — | — | 1 | |
| 4223 | Apparel, piece goods & notions whsle | 2 111 | 10 384 | 39 536 | 71 | 44 | 8 | 9 | 5 | 2 | 2 | — | — | 1 | |
| 42231 | Piece goods, notions & other dry goods whsle | 1 280 | 4 575 | 17 975 | 20 | 14 | — | 3 | 2 | — | — | — | — | 1 | |
| 422310 | Piece goods, notions & other dry goods whsle | 1 280 | 4 575 | 17 975 | 20 | 14 | — | 3 | 2 | — | — | — | — | 1 | |
| 42232 | Men's & boys' clothing & furnishings whsle | 110 | 801 | 3 469 | 21 | 12 | 5 | 3 | 1 | — | — | — | — | — | |
| 422320 | Men's & boys' clothing & furnishings whsle | 110 | 801 | 3 469 | 21 | 12 | 5 | 3 | 1 | — | — | — | — | — | |
| 42233 | Women's, children's, infants' clothing whsle | 716 | 4 921 | 17 746 | 26 | 14 | 3 | 3 | 2 | 2 | 2 | — | — | — | |
| 422330 | Women's, children's, infants' clothing whsle | 716 | 4 921 | 17 746 | 26 | 14 | 3 | 3 | 2 | 2 | 2 | — | — | — | |
| 4224 | Grocery & related product whsle | 2 194 | 20 580 | 87 698 | 164 | 78 | 31 | 21 | 26 | 5 | 3 | — | — | — | |
| 42241 | General line grocery whsle | 203 | 2 139 | 7 545 | 25 | 12 | 7 | 4 | 2 | — | — | — | — | — | |
| 422410 | General line grocery whsle | 203 | 2 139 | 7 545 | 25 | 12 | 7 | 4 | 2 | — | — | — | — | — | |
| 42242 | Packaged frozen food whsle | 263 | 2 017 | 8 467 | 16 | 6 | 2 | 3 | 4 | 1 | — | — | — | — | |
| 422420 | Packaged frozen food whsle | 263 | 2 017 | 8 467 | 16 | 6 | 2 | 3 | 4 | 1 | — | — | — | — | |
| 42243 | Dairy product (exc dried or canned) whsle | 313 | 3 803 | 16 800 | 10 | 4 | 1 | 2 | 1 | 1 | 1 | — | — | — | |
| 422430 | Dairy product (exc dried or canned) whsle | 313 | 3 803 | 16 800 | 10 | 4 | 1 | 2 | 1 | 1 | 1 | — | — | — | |
| 42246 | Fish & seafood whsle | 204 | 1 709 | 7 103 | 13 | 4 | 4 | 2 | 2 | 1 | — | — | — | — | |
| 422460 | Fish & seafood whsle | 204 | 1 709 | 7 103 | 13 | 4 | 4 | 2 | 2 | 1 | — | — | — | — | |

See footnotes at end of table.

Table 6. Counties—Employees, Payroll, and Establishments by Industry: 2001—Con.

[Excludes most government employees, railroad employees, and self-employed persons. Size class 1 to 4 includes establishments with payroll, but no employees, during mid-March pay period. (D) denotes figures withheld to avoid disclosing data for individual companies; the data are included in broader industry totals. Detailed industries with 100 or more employees are shown if industry was not a (D). For explanation of terms, abbreviations, and data reliability/comparability, see introductory text]

| NAICS code | Industry | Number of employees for week including March 12 | Payroll (\$1,000) | | Total number of establishments | Number of establishments by employment-size class | | | | | | | | | |
|-------------------|---|---|-------------------|----------------|--------------------------------|---|------------|------------|------------|-----------|------------|------------|------------|---------------|--|
| | | | First quarter | Annual | | 1 to 4 | 5 to 9 | 10 to 19 | 20 to 49 | 50 to 99 | 100 to 249 | 250 to 499 | 500 to 999 | 1,000 or more | |
| ESSEX—Con. | | | | | | | | | | | | | | | |
| 42 | Wholesale trade—Con. | | | | | | | | | | | | | | |
| 422 | Wholesale trade, nondurable goods—Con. | | | | | | | | | | | | | | |
| 4224 | Grocery & related product whse—Con. | | | | | | | | | | | | | | |
| 42247 | Meat & meat product whse | 281 | 2 585 | 12 331 | 22 | 10 | 5 | 2 | 4 | — | 1 | — | — | — | |
| 42248 | Meat & meat product whse | 281 | 2 585 | 12 331 | 22 | 10 | 5 | 2 | 4 | — | 1 | — | — | — | |
| 422480 | Fresh fruit & vegetable whse | 331 | 3 405 | 13 775 | 21 | 10 | 6 | 1 | 2 | 1 | 1 | — | — | — | |
| 42249 | Fresh fruit & vegetable whse | 331 | 3 405 | 13 775 | 21 | 10 | 6 | 1 | 2 | 1 | 1 | — | — | — | |
| 422490 | Other grocery & related products whse | 545 | 4 340 | 19 559 | 49 | 27 | 5 | 6 | 10 | 1 | — | — | — | — | |
| 4226 | Other grocery & related products whse | 545 | 4 340 | 19 559 | 49 | 27 | 5 | 6 | 10 | 1 | — | — | — | — | |
| 42261 | Chemical & allied products whse | 689 | 7 851 | 34 520 | 71 | 30 | 18 | 11 | 10 | 2 | — | — | — | — | |
| 422610 | Plastics materials & basic forms, shapes whse | 280 | 3 038 | 13 860 | 20 | 6 | 6 | 2 | 4 | 2 | — | — | — | — | |
| 42269 | Plastics materials & basic forms, shapes whse | 280 | 3 038 | 13 860 | 20 | 6 | 6 | 2 | 4 | 2 | — | — | — | — | |
| 422690 | Other chemical & allied products whse | 409 | 4 813 | 20 660 | 51 | 24 | 12 | 9 | 6 | — | — | — | — | — | |
| 4227 | Other chemical & allied products whse | 409 | 4 813 | 20 660 | 51 | 24 | 12 | 9 | 6 | — | — | — | — | — | |
| 42272 | Petroleum & petroleum products whse | (C) | (D) | (D) | 19 | 8 | 4 | 5 | 2 | — | — | — | — | — | |
| 422720 | Petroleum prod whse (exc bulk sta, terminals) | 100 | 1 569 | 4 224 | 13 | 6 | 1 | 5 | 1 | — | — | — | — | — | |
| 4228 | Petroleum prod whse (exc bulk sta, terminals) | 100 | 1 569 | 4 224 | 13 | 6 | 1 | 5 | 1 | — | — | — | — | — | |
| 42281 | Beer, wine, distilled alcoholic beverage whse | 632 | 7 664 | 32 143 | 14 | 8 | — | 1 | 2 | — | 2 | 1 | — | — | |
| 422810 | Beer & ale whse | 159 | 1 012 | 4 182 | 5 | 2 | — | 1 | 1 | — | 1 | — | — | — | |
| 42282 | Beer & ale whse | 159 | 1 012 | 4 182 | 5 | 2 | — | 1 | 1 | — | 1 | — | — | — | |
| 422820 | Wine & distilled alcoholic beverage whse | 473 | 6 652 | 27 961 | 9 | 6 | — | — | 1 | — | 1 | 1 | — | — | |
| 4229 | Wine & distilled alcoholic beverage whse | 473 | 6 652 | 27 961 | 9 | 6 | — | — | 1 | — | 1 | 1 | — | — | |
| 422940 | Miscellaneous nondurable goods whse | 1 139 | 13 402 | 58 879 | 104 | 61 | 21 | 9 | 10 | 1 | 2 | — | — | — | |
| 422940 | Tobacco & tobacco product whse | 165 | 1 700 | 6 551 | 11 | 2 | 4 | 2 | 3 | — | — | — | — | — | |
| 42299 | Tobacco & tobacco product whse | 165 | 1 700 | 6 551 | 11 | 2 | 4 | 2 | 3 | — | — | — | — | — | |
| 422990 | Other miscellaneous nondurable goods whse | 685 | 8 157 | 39 547 | 55 | 39 | 7 | 3 | 3 | 1 | 2 | — | — | — | |
| | Other miscellaneous nondurable goods whse | 685 | 8 157 | 39 547 | 55 | 39 | 7 | 3 | 3 | 1 | 2 | — | — | — | |
| 44-45 | Retail trade | 28 437 | 157 407 | 668 114 | 2 911 | 1 728 | 551 | 348 | 188 | 55 | 34 | 7 | — | — | |
| 441 | Motor vehicle & parts dealers | 2 607 | 23 106 | 103 282 | 223 | 121 | 44 | 25 | 20 | 10 | 3 | — | — | — | |
| 4411 | Automobile dealers | 1 640 | 16 414 | 75 037 | 105 | 65 | 13 | 3 | 13 | 8 | 3 | — | — | — | |
| 44111 | New car dealers | 1 510 | 15 592 | 71 673 | 49 | 16 | 6 | 3 | 13 | 8 | 3 | — | — | — | |
| 441110 | New car dealers | 1 510 | 15 592 | 71 673 | 49 | 16 | 6 | 3 | 13 | 8 | 3 | — | — | — | |
| 44112 | Used car dealers | 130 | 822 | 3 364 | 56 | 49 | 7 | — | — | — | — | — | — | — | |
| 441120 | Used car dealers | 130 | 822 | 3 364 | 56 | 49 | 7 | — | — | — | — | — | — | — | |
| 4413 | Automotive parts, accessories & tire stores | 920 | 6 171 | 25 856 | 111 | 52 | 30 | 20 | 7 | 2 | — | — | — | — | |
| 44131 | Automotive parts, accessories & tire stores | 729 | 4 811 | 20 430 | 80 | 38 | 23 | 10 | 7 | 2 | — | — | — | — | |
| 441310 | Automotive parts, accessories & tire stores | 729 | 4 811 | 20 430 | 80 | 38 | 23 | 10 | 7 | 2 | — | — | — | — | |
| 44132 | Tire dealers | 191 | 1 360 | 5 426 | 31 | 14 | 7 | 10 | — | — | — | — | — | — | |
| 441320 | Tire dealers | 191 | 1 360 | 5 426 | 31 | 14 | 7 | 10 | — | — | — | — | — | — | |
| 442 | Furniture & home furnishing stores | 1 321 | 9 346 | 36 571 | 144 | 83 | 24 | 21 | 11 | 4 | 1 | — | — | — | |
| 4421 | Furniture stores | 760 | 5 618 | 21 954 | 82 | 44 | 13 | 16 | 8 | — | 1 | — | — | — | |
| 44211 | Furniture stores | 760 | 5 618 | 21 954 | 82 | 44 | 13 | 16 | 8 | — | 1 | — | — | — | |
| 442110 | Furniture stores | 760 | 5 618 | 21 954 | 82 | 44 | 13 | 16 | 8 | — | 1 | — | — | — | |
| 4422 | Home furnishings stores | 561 | 3 728 | 14 617 | 62 | 39 | 11 | 5 | 3 | 4 | — | — | — | — | |
| 44221 | Floor covering stores | 197 | 1 904 | 7 606 | 28 | 19 | 5 | 2 | 1 | 1 | — | — | — | — | |
| 442210 | Floor covering stores | 197 | 1 904 | 7 606 | 28 | 19 | 5 | 2 | 1 | 1 | — | — | — | — | |
| 44229 | Other home furnishings stores | 364 | 1 824 | 7 011 | 34 | 20 | 6 | 3 | 2 | 3 | — | — | — | — | |
| 442290 | All other home furnishings stores | 344 | 1 736 | 6 596 | 28 | 16 | 5 | 2 | 2 | 3 | — | — | — | — | |
| 443 | Electronics & appliance stores | 652 | 3 833 | 17 436 | 108 | 65 | 29 | 9 | 4 | 1 | — | — | — | — | |
| 4431 | Electronics & appliance stores | 652 | 3 833 | 17 436 | 108 | 65 | 29 | 9 | 4 | 1 | — | — | — | — | |
| 44311 | Appliance, TV & all other electronics stores | 497 | 2 797 | 11 850 | 72 | 41 | 20 | 6 | 4 | 1 | — | — | — | — | |
| 443111 | Household appliance stores | 101 | 587 | 2 659 | 16 | 10 | 4 | 1 | 1 | — | — | — | — | — | |
| 443112 | Radio, television & other electronics stores | 396 | 2 210 | 9 191 | 56 | 31 | 16 | 5 | 3 | 1 | — | — | — | — | |
| 44312 | Computer & software stores | 119 | 858 | 4 882 | 27 | 17 | 8 | 2 | — | — | — | — | — | — | |
| 443120 | Computer & software stores | 119 | 858 | 4 882 | 27 | 17 | 8 | 2 | — | — | — | — | — | — | |
| 444 | Bldg material & garden equip & supp dealers | 1 693 | 14 749 | 66 162 | 161 | 71 | 37 | 34 | 17 | — | 2 | — | — | — | |
| 4441 | Building material & supplies dealers | 1 583 | 14 209 | 63 140 | 140 | 57 | 35 | 30 | 16 | — | 2 | — | — | — | |
| 44411 | Home centers | (C) | (D) | (D) | 4 | 2 | 1 | — | — | — | 1 | — | — | — | |
| 44412 | Paint & wallpaper stores | 152 | 1 057 | 4 506 | 19 | 6 | 5 | 7 | 1 | — | — | — | — | — | |
| 444120 | Paint & wallpaper stores | 152 | 1 057 | 4 506 | 19 | 6 | 5 | 7 | 1 | — | — | — | — | — | |
| 44413 | Hardware stores | (C) | (D) | (D) | 32 | 21 | 6 | 2 | 3 | — | — | — | — | — | |
| 44419 | Other building material dealers | 986 | 10 807 | 48 351 | 85 | 28 | 23 | 21 | 12 | — | 1 | — | — | — | |
| 444190 | Other building material dealers | 986 | 10 807 | 48 351 | 85 | 28 | 23 | 21 | 12 | — | 1 | — | — | — | |
| 4442 | Lawn & garden equip & supplies stores | 110 | 540 | 3 022 | 21 | 14 | 2 | 4 | 1 | — | — | — | — | — | |
| 445 | Food & beverage stores | 7 085 | 34 891 | 144 661 | 651 | 500 | 65 | 30 | 21 | 15 | 18 | 2 | — | — | |
| 4451 | Grocery stores | 6 022 | 30 742 | 127 251 | 348 | 261 | 25 | 9 | 18 | 15 | 18 | 2 | — | — | |
| 44511 | Grocery (except convenience) stores | 5 759 | 29 466 | 122 029 | 255 | 177 | 23 | 5 | 15 | 15 | 18 | 2 | — | — | |
| 445110 | Grocery (except convenience) stores | 5 759 | 29 466 | 122 029 | 255 | 177 | 23 | 5 | 15 | 15 | 18 | 2 | — | — | |
| 44512 | Convenience stores | 263 | 1 276 | 5 222 | 93 | 84 | 2 | 4 | 3 | — | — | — | — | — | |
| 445120 | Convenience stores | 263 | 1 276 | 5 222 | 93 | 84 | 2 | 4 | 3 | — | — | — | — | — | |
| 4452 | Specialty food stores | 405 | 1 593 | 6 734 | 113 | 87 | 16 | 9 | 1 | — | — | — | — | — | |
| 44521 | Meat markets | 126 | 609 | 2 568 | 37 | 29 | 6 | 2 | — | — | — | — | — | — | |
| 445210 | Meat markets | 126 | 609 | 2 568 | 37 | 29 | 6 | 2 | — | — | — | — | — | — | |
| 44529 | Other specialty food stores | 190 | 620 | 2 829 | 47 | 34 | 7 | 5 | 1 | — | — | — | — | — | |
| 4453 | Beer, wine & liquor stores | 658 | 2 556 | 10 676 | 190 | 152 | 24 | 12 | 2 | — | — | — | — | — | |
| 44531 | Beer, wine & liquor stores | 658 | 2 556 | 10 676 | 190 | 152 | 24 | 12 | 2 | — | — | — | — | — | |
| 445310 | Beer, wine & liquor stores | 658 | 2 556 | 10 676 | 190 | 152 | 24 | 12 | 2 | — | — | — | — | — | |

See footnotes at end of table.

Table 6. Counties—Employees, Payroll, and Establishments by Industry: 2001—Con.

[Excludes most government employees, railroad employees, and self-employed persons. Size class 1 to 4 includes establishments with payroll, but no employees, during mid-March pay period. (D) denotes figures withheld to avoid disclosing data for individual companies; the data are included in broader industry totals. Detailed industries with 100 or more employees are shown if industry was not a (D). For explanation of terms, abbreviations, and data reliability/comparability, see introductory text]

| NAICS code | Industry | Number of employees for week including March 12 | Payroll (\$1,000) | | Total number of establishments | Number of establishments by employment-size class | | | | | | | | | | | | | | | | | | | | |
|--------------------------------|--|---|-------------------|--------|--------------------------------|---|--------|----------|----------|----------|------------|------------|------------|---------------|---|---|---|--|--|--|--|--|--|--|--|--|
| | | | First quarter | Annual | | 1 to 4 | 5 to 9 | 10 to 19 | 20 to 49 | 50 to 99 | 100 to 249 | 250 to 499 | 500 to 999 | 1,000 or more | | | | | | | | | | | | |
| ESSEX—Con. | | | | | | | | | | | | | | | | | | | | | | | | | | |
| 44-45 Retail trade—Con. | | | | | | | | | | | | | | | | | | | | | | | | | | |
| 446 | Health & personal care stores | 3 004 | 15 000 | 64 833 | 290 | 142 | 57 | 46 | 33 | 11 | 1 | - | - | - | - | - | - | | | | | | | | | |
| 4461 | Health & personal care stores | 3 004 | 15 000 | 64 833 | 290 | 142 | 57 | 46 | 33 | 11 | 1 | - | - | - | - | - | - | | | | | | | | | |
| 44611 | Pharmacies & drug stores | 2 453 | 11 723 | 51 074 | 156 | 41 | 39 | 34 | 30 | 11 | 1 | - | - | - | - | - | - | | | | | | | | | |
| 446110 | Pharmacies & drug stores | 2 453 | 11 723 | 51 074 | 156 | 41 | 39 | 34 | 30 | 11 | 1 | - | - | - | - | - | - | | | | | | | | | |
| 44612 | Cosmetics, beauty supplies & perfume stores | 166 | 685 | 2 756 | 44 | 36 | 2 | 5 | 1 | - | - | - | - | - | - | - | - | | | | | | | | | |
| 446120 | Cosmetics, beauty supplies & perfume stores | 166 | 685 | 2 756 | 44 | 36 | 2 | 5 | 1 | - | - | - | - | - | - | - | - | | | | | | | | | |
| 44613 | Optical goods stores | 216 | 1 532 | 6 702 | 45 | 30 | 10 | 4 | 1 | - | - | - | - | - | - | - | - | | | | | | | | | |
| 446130 | Optical goods stores | 216 | 1 532 | 6 702 | 45 | 30 | 10 | 4 | 1 | - | - | - | - | - | - | - | - | | | | | | | | | |
| 44619 | Other health & personal care stores | 169 | 1 060 | 4 301 | 45 | 35 | 6 | 3 | 1 | - | - | - | - | - | - | - | - | | | | | | | | | |
| 446199 | All other health & personal care stores | 107 | 782 | 3 280 | 21 | 15 | 2 | 3 | 1 | - | - | - | - | - | - | - | - | | | | | | | | | |
| 447 | Gasoline stations | 921 | 3 905 | 16 065 | 232 | 159 | 54 | 18 | 1 | - | - | - | - | - | - | - | - | | | | | | | | | |
| 4471 | Gasoline stations | 921 | 3 905 | 16 065 | 232 | 159 | 54 | 18 | 1 | - | - | - | - | - | - | - | - | | | | | | | | | |
| 44711 | Gasoline stations with convenience stores | 185 | 807 | 3 272 | 46 | 30 | 12 | 3 | 1 | - | - | - | - | - | - | - | - | | | | | | | | | |
| 447110 | Gasoline stations with convenience stores | 185 | 807 | 3 272 | 46 | 30 | 12 | 3 | 1 | - | - | - | - | - | - | - | - | | | | | | | | | |
| 44719 | Other gasoline stations | 736 | 3 098 | 12 793 | 186 | 129 | 42 | 15 | - | - | - | - | - | - | - | - | - | | | | | | | | | |
| 447190 | Other gasoline stations | 736 | 3 098 | 12 793 | 186 | 129 | 42 | 15 | - | - | - | - | - | - | - | - | - | | | | | | | | | |
| 448 | Clothing & clothing accessories stores | 4 750 | 20 728 | 88 350 | 521 | 245 | 130 | 83 | 52 | 9 | 2 | - | - | - | - | - | - | | | | | | | | | |
| 4481 | Clothing stores | 3 593 | 14 473 | 62 077 | 335 | 149 | 68 | 62 | 46 | 9 | 1 | - | - | - | - | - | - | | | | | | | | | |
| 44811 | Men's clothing stores | 371 | 2 136 | 9 273 | 56 | 30 | 13 | 10 | 2 | 1 | - | - | - | - | - | - | - | | | | | | | | | |
| 448110 | Men's clothing stores | 371 | 2 136 | 9 273 | 56 | 30 | 13 | 10 | 2 | 1 | - | - | - | - | - | - | - | | | | | | | | | |
| 44812 | Women's clothing stores | 1 436 | 5 510 | 23 152 | 144 | 54 | 36 | 35 | 18 | - | 1 | - | - | - | - | - | - | | | | | | | | | |
| 448120 | Women's clothing stores | 1 436 | 5 510 | 23 152 | 144 | 54 | 36 | 35 | 18 | - | 1 | - | - | - | - | - | - | | | | | | | | | |
| 44813 | Children's & infants' clothing stores | 448 | 1 694 | 7 405 | 30 | 11 | 2 | 8 | 8 | 1 | - | - | - | - | - | - | - | | | | | | | | | |
| 448130 | Children's & infants' clothing stores | 448 | 1 694 | 7 405 | 30 | 11 | 2 | 8 | 8 | 1 | - | - | - | - | - | - | - | | | | | | | | | |
| 44814 | Family clothing stores | 973 | 3 576 | 15 090 | 48 | 17 | 7 | 5 | 13 | 6 | - | - | - | - | - | - | - | | | | | | | | | |
| 448140 | Family clothing stores | 973 | 3 576 | 15 090 | 48 | 17 | 7 | 5 | 13 | 6 | - | - | - | - | - | - | - | | | | | | | | | |
| 44819 | Other clothing stores | 290 | 1 181 | 5 755 | 38 | 25 | 4 | 4 | 4 | 1 | - | - | - | - | - | - | - | | | | | | | | | |
| 448190 | Other clothing stores | 290 | 1 181 | 5 755 | 38 | 25 | 4 | 4 | 4 | 1 | - | - | - | - | - | - | - | | | | | | | | | |
| 4482 | Shoe stores | 600 | 2 511 | 10 661 | 91 | 33 | 42 | 13 | 3 | - | - | - | - | - | - | - | - | | | | | | | | | |
| 44821 | Shoe stores | 600 | 2 511 | 10 661 | 91 | 33 | 42 | 13 | 3 | - | - | - | - | - | - | - | - | | | | | | | | | |
| 448210 | Shoe stores | 600 | 2 511 | 10 661 | 91 | 33 | 42 | 13 | 3 | - | - | - | - | - | - | - | - | | | | | | | | | |
| 4483 | Jewelry, luggage & leather goods stores | 557 | 3 744 | 15 612 | 95 | 63 | 20 | 8 | 3 | - | 1 | - | - | - | - | - | - | | | | | | | | | |
| 44831 | Jewelry stores | 500 | 3 514 | 14 646 | 90 | 62 | 19 | 6 | 2 | - | 1 | - | - | - | - | - | - | | | | | | | | | |
| 448310 | Jewelry stores | 500 | 3 514 | 14 646 | 90 | 62 | 19 | 6 | 2 | - | 1 | - | - | - | - | - | - | | | | | | | | | |
| 451 | Sporting goods, hobby, book & music stores | 1 075 | 4 507 | 19 117 | 170 | 107 | 24 | 27 | 11 | 1 | - | - | - | - | - | - | - | | | | | | | | | |
| 4511 | Sporting goods, hobby, musical instrument stores | 538 | 2 258 | 10 023 | 83 | 57 | 8 | 10 | 7 | 1 | - | - | - | - | - | - | - | | | | | | | | | |
| 45111 | Sporting goods stores | 202 | 940 | 4 155 | 39 | 27 | 6 | 2 | 4 | - | - | - | - | - | - | - | - | | | | | | | | | |
| 451110 | Sporting goods stores | 202 | 940 | 4 155 | 39 | 27 | 6 | 2 | 4 | - | - | - | - | - | - | - | - | | | | | | | | | |
| 45112 | Hobby, toy & game stores | 227 | 836 | 3 852 | 19 | 9 | 1 | 7 | 1 | 1 | - | - | - | - | - | - | - | | | | | | | | | |
| 451120 | Hobby, toy & game stores | 227 | 836 | 3 852 | 19 | 9 | 1 | 7 | 1 | 1 | - | - | - | - | - | - | - | | | | | | | | | |
| 4512 | Book, periodical & music stores | 537 | 2 249 | 9 094 | 87 | 50 | 16 | 17 | 4 | - | - | - | - | - | - | - | - | | | | | | | | | |
| 45121 | Book stores & news dealers | 433 | 1 938 | 7 746 | 63 | 31 | 14 | 15 | 3 | - | - | - | - | - | - | - | - | | | | | | | | | |
| 451211 | Book stores | 280 | 1 255 | 5 302 | 32 | 13 | 5 | 11 | 3 | - | - | - | - | - | - | - | - | | | | | | | | | |
| 451212 | News dealers & newsstands | 153 | 683 | 2 444 | 31 | 18 | 9 | 4 | - | - | - | - | - | - | - | - | - | | | | | | | | | |
| 45122 | Prerecorded tape, CD & record stores | 104 | 311 | 1 348 | 24 | 19 | 2 | 2 | 1 | - | - | - | - | - | - | - | - | | | | | | | | | |
| 451220 | Prerecorded tape, CD & record stores | 104 | 311 | 1 348 | 24 | 19 | 2 | 2 | 1 | - | - | - | - | - | - | - | - | | | | | | | | | |
| 452 | General merchandise stores | 3 322 | 14 819 | 62 055 | 71 | 27 | 17 | 9 | 5 | 2 | 6 | 5 | - | - | - | - | - | | | | | | | | | |
| 4521 | Department stores | 2 677 | 12 703 | 52 487 | 11 | - | - | - | - | 1 | 5 | 5 | - | - | - | - | - | | | | | | | | | |
| 45211 | Department stores | 2 677 | 12 703 | 52 487 | 11 | - | - | - | - | 1 | 5 | 5 | - | - | - | - | - | | | | | | | | | |
| 452110 | Department stores | 2 677 | 12 703 | 52 487 | 11 | - | - | - | - | 1 | 5 | 5 | - | - | - | - | - | | | | | | | | | |
| 4529 | Other general merchandise stores | 645 | 2 116 | 9 568 | 60 | 27 | 17 | 9 | 5 | 1 | 1 | - | - | - | - | - | - | | | | | | | | | |
| 45299 | All other general merchandise stores | (F) | (D) | (D) | 59 | 26 | 17 | 9 | 5 | 1 | 1 | - | - | - | - | - | - | | | | | | | | | |
| 453 | Miscellaneous store retailers | 1 248 | 5 470 | 23 626 | 245 | 156 | 47 | 33 | 8 | 1 | - | - | - | - | - | - | - | | | | | | | | | |
| 4531 | Florists | 327 | 1 301 | 5 658 | 51 | 31 | 12 | 5 | 2 | 1 | - | - | - | - | - | - | - | | | | | | | | | |
| 45311 | Florists | 327 | 1 301 | 5 658 | 51 | 31 | 12 | 5 | 2 | 1 | - | - | - | - | - | - | - | | | | | | | | | |
| 453110 | Florists | 327 | 1 301 | 5 658 | 51 | 31 | 12 | 5 | 2 | 1 | - | - | - | - | - | - | - | | | | | | | | | |
| 4532 | Office supplies, stationery & gift stores | 536 | 2 199 | 9 040 | 95 | 55 | 22 | 13 | 5 | - | - | - | - | - | - | - | - | | | | | | | | | |
| 45321 | Office supplies & stationery stores | 203 | 1 211 | 4 763 | 27 | 14 | 5 | 4 | 4 | - | - | - | - | - | - | - | - | | | | | | | | | |
| 453210 | Office supplies & stationery stores | 203 | 1 211 | 4 763 | 27 | 14 | 5 | 4 | 4 | - | - | - | - | - | - | - | - | | | | | | | | | |
| 45322 | Gift, novelty & souvenir stores | 333 | 988 | 4 277 | 68 | 41 | 17 | 9 | 1 | - | - | - | - | - | - | - | - | | | | | | | | | |
| 453220 | Gift, novelty & souvenir stores | 333 | 988 | 4 277 | 68 | 41 | 17 | 9 | 1 | - | - | - | - | - | - | - | - | | | | | | | | | |
| 4533 | Used merchandise stores | 112 | 332 | 1 741 | 22 | 11 | 5 | 6 | - | - | - | - | - | - | - | - | - | | | | | | | | | |
| 45331 | Used merchandise stores | 112 | 332 | 1 741 | 22 | 11 | 5 | 6 | - | - | - | - | - | - | - | - | - | | | | | | | | | |
| 453310 | Used merchandise stores | 112 | 332 | 1 741 | 22 | 11 | 5 | 6 | - | - | - | - | - | - | - | - | - | | | | | | | | | |
| 4539 | Other miscellaneous store retailers | 273 | 1 638 | 7 187 | 77 | 59 | 8 | 9 | 1 | - | - | - | - | - | - | - | - | | | | | | | | | |
| 45391 | Pet & pet supplies stores | 100 | 381 | 1 621 | 16 | 8 | 2 | 6 | - | - | - | - | - | - | - | - | - | | | | | | | | | |
| 453910 | Pet & pet supplies stores | 100 | 381 | 1 621 | 16 | 8 | 2 | 6 | - | - | - | - | - | - | - | - | - | | | | | | | | | |
| 45399 | All other miscellaneous store retailers | 148 | 1 132 | 4 915 | 50 | 41 | 6 | 2 | 1 | - | - | - | - | - | - | - | - | | | | | | | | | |
| 453998 | All other misc store retailers (exc tobacco) | 123 | 1 061 | 4 628 | 39 | 31 | 6 | 1 | 1 | - | - | - | - | - | - | - | - | | | | | | | | | |
| 454 | Nonstore retailers | 759 | 7 053 | 25 956 | 95 | 52 | 23 | 13 | 5 | 1 | 1 | - | - | - | - | - | - | | | | | | | | | |
| 4541 | Electronic shopping & mail-order houses | 139 | 1 561 | 5 819 | 20 | 13 | 4 | 2 | - | 1 | - | - | - | - | - | - | - | | | | | | | | | |
| 45411 | Electronic shopping & mail-order houses | 139 | 1 561 | 5 819 | 20 | 13 | 4 | 2 | - | 1 | - | - | - | - | - | - | - | | | | | | | | | |
| 454110 | Electronic shopping & mail-order houses | 139 | 1 561 | 5 819 | 20 | 13 | 4 | 2 | - | 1 | - | - | - | - | - | - | - | | | | | | | | | |
| 4543 | Direct selling establishments | 543 | 4 928 | 18 048 | 63 | 31 | 18 | 9 | 4 | - | 1 | - | - | - | - | - | - | | | | | | | | | |
| 45431 | Fuel dealers | 320 | 3 505 | 12 155 | 28 | 12 | 9 | 4 | 2 | - | 1 | - | - | - | - | - | - | | | | | | | | | |
| 45439 | Other direct selling establishments | 223 | 1 423 | 5 893 | 35 | 19 | 9 | 5 | 2 | - | - | - | - | - | - | - | - | | | | | | | | | |
| 454390 | Other direct selling establishments | 223 | 1 423 | 5 893 | 35 | 19 | 9 | 5 | 2 | - | - | - | - | - | - | - | - | | | | | | | | | |

See footnotes at end of table.

Table 6. Counties—Employees, Payroll, and Establishments by Industry: 2001—Con.

[Excludes most government employees, railroad employees, and self-employed persons. Size class 1 to 4 includes establishments with payroll, but no employees, during mid-March pay period. (D) denotes figures withheld to avoid disclosing data for individual companies; the data are included in broader industry totals. Detailed industries with 100 or more employees are shown if industry was not a (D). For explanation of terms, abbreviations, and data reliability/comparability, see introductory text]

| NAICS code | Industry | Number of employees for week including March 12 | Payroll (\$1,000) | | Total number of establishments | Number of establishments by employment-size class | | | | | | | | | |
|-------------------|--|---|-------------------|------------------|--------------------------------|---|-----------|-----------|-----------|-----------|------------|------------|------------|---------------|--|
| | | | First quarter | Annual | | 1 to 4 | 5 to 9 | 10 to 19 | 20 to 49 | 50 to 99 | 100 to 249 | 250 to 499 | 500 to 999 | 1,000 or more | |
| ESSEX—Con. | | | | | | | | | | | | | | | |
| 48-49 | Transportation & warehousing | 39 109 | 422 881 | 1 660 393 | 588 | 305 | 91 | 79 | 52 | 26 | 22 | 3 | 6 | 4 | |
| 481 | Air transportation | 17 456 | 220 217 | 802 477 | 44 | 13 | 6 | 7 | 4 | 6 | 2 | — | 5 | 1 | |
| 4811 | Scheduled air transportation | 17 387 | 219 731 | 800 176 | 37 | 9 | 5 | 7 | 2 | 6 | 2 | — | 5 | 1 | |
| 48111 | Scheduled air transportation | 17 387 | 219 731 | 800 176 | 37 | 9 | 5 | 7 | 2 | 6 | 2 | — | 5 | 1 | |
| 481111 | Scheduled passenger air transportation | 17 260 | 218 469 | 796 197 | 31 | 7 | 5 | 5 | 1 | 5 | 2 | — | 5 | 1 | |
| 481112 | Scheduled freight air transportation | 127 | 1 262 | 3 979 | 6 | 2 | — | 2 | 1 | 1 | — | — | — | — | |
| 484 | Truck transportation | 2 511 | 24 960 | 108 003 | 219 | 133 | 29 | 30 | 15 | 7 | 5 | — | — | — | |
| 4841 | General freight trucking | 1 264 | 12 530 | 56 545 | 123 | 76 | 17 | 8 | 3 | 2 | — | — | — | — | |
| 48411 | General freight trucking, local | 534 | 4 816 | 22 619 | 88 | 56 | 17 | 11 | 3 | 1 | — | — | — | — | |
| 484110 | General freight trucking, local | 534 | 4 816 | 22 619 | 88 | 56 | 17 | 11 | 3 | 1 | — | — | — | — | |
| 48412 | General freight trucking, long-distance | 730 | 7 714 | 33 926 | 35 | 20 | — | 6 | 5 | 2 | — | — | — | — | |
| 484121 | General freight trucking, long-distance, TL | 298 | 3 794 | 18 663 | 29 | 19 | — | 5 | 4 | 1 | — | — | — | — | |
| 484122 | General freight trucking, long-distance, LTL | 432 | 3 920 | 15 263 | 6 | 1 | — | 1 | 1 | 1 | 2 | — | — | — | |
| 4842 | Specialized freight trucking | 1 247 | 12 430 | 51 458 | 96 | 57 | 12 | 13 | 7 | 4 | 3 | — | — | — | |
| 48421 | Used household & office goods moving | 269 | 1 813 | 8 586 | 24 | 11 | 3 | 5 | 4 | 1 | — | — | — | — | |
| 484210 | Used household & office goods moving | 269 | 1 813 | 8 586 | 24 | 11 | 3 | 5 | 4 | 1 | — | — | — | — | |
| 48422 | Specialized freight (exc used) trucking, local | 390 | 3 398 | 12 327 | 48 | 32 | 5 | 6 | 3 | 2 | — | — | — | — | |
| 484220 | Specialized freight (exc used) trucking, local | 390 | 3 398 | 12 327 | 48 | 32 | 5 | 6 | 3 | 2 | — | — | — | — | |
| 48423 | Specialized freight (exc used) trucking, LDist | 588 | 7 219 | 30 545 | 24 | 14 | 4 | 2 | — | 1 | 3 | — | — | — | |
| 484230 | Specialized freight (exc used) trucking, LDist | 588 | 7 219 | 30 545 | 24 | 14 | 4 | 2 | — | 1 | 3 | — | — | — | |
| 485 | Transit & ground passenger transportation | 10 922 | 115 413 | 488 568 | 103 | 57 | 17 | 8 | 9 | 4 | 6 | — | — | 2 | |
| 4851 | Urban transit systems | (H) | (D) | (D) | 3 | 1 | — | — | — | — | 1 | — | — | 1 | |
| 48511 | Urban transit systems | (H) | (D) | (D) | 3 | 1 | — | — | — | — | 1 | — | — | 1 | |
| 4852 | Interurban & rural bus transportation | (I) | (D) | (D) | 5 | 1 | 1 | — | 1 | — | 1 | — | — | 1 | |
| 48521 | Interurban & rural bus transportation | (I) | (D) | (D) | 5 | 1 | 1 | — | 1 | — | 1 | — | — | 1 | |
| 4853 | Taxi & limousine service | (F) | (D) | (D) | 67 | 46 | 12 | 2 | 4 | 2 | 1 | — | — | — | |
| 48532 | Limousine service | 482 | 2 197 | 8 529 | 52 | 35 | 9 | 2 | 3 | 2 | 1 | — | — | — | |
| 485320 | Limousine service | 482 | 2 197 | 8 529 | 52 | 35 | 9 | 2 | 3 | 2 | 1 | — | — | — | |
| 4854 | School & employee bus transportation | (F) | (D) | (D) | 10 | 3 | 1 | 2 | — | 1 | 3 | — | — | — | |
| 48541 | School & employee bus transportation | (F) | (D) | (D) | 10 | 3 | 1 | 2 | — | 1 | 3 | — | — | — | |
| 4859 | Oth transit & ground passenger transportation | (C) | (D) | (D) | 15 | 5 | 3 | 3 | 3 | 1 | — | — | — | — | |
| 48599 | Oth transit & ground passenger transportation | (C) | (D) | (D) | 15 | 5 | 3 | 3 | 3 | 1 | — | — | — | — | |
| 488 | Transportation support activities | 3 640 | 32 364 | 145 457 | 137 | 64 | 24 | 20 | 14 | 6 | 5 | 3 | 1 | — | |
| 4881 | Air transportation support activities | 1 530 | 7 548 | 39 554 | 14 | 3 | 2 | 2 | 1 | 2 | 1 | 2 | 1 | — | |
| 48811 | Airport operations | 1 442 | 7 074 | 37 735 | 11 | 3 | 1 | 1 | 1 | 1 | 1 | 2 | 1 | — | |
| 488119 | Other airport operations | 1 442 | 7 074 | 37 735 | 11 | 3 | 1 | 1 | 1 | 1 | 1 | 2 | 1 | — | |
| 4883 | Water transportation support activities | (F) | (D) | (D) | 8 | 2 | 1 | — | 1 | — | 3 | 1 | — | — | |
| 48831 | Port & harbor operations | (C) | (D) | (D) | 1 | — | — | — | — | — | 1 | — | — | — | |
| 48832 | Marine cargo handling | 678 | 10 296 | 43 414 | 4 | — | — | — | 1 | — | 2 | 1 | — | — | |
| 488320 | Marine cargo handling | 678 | 10 296 | 43 414 | 4 | — | — | — | 1 | — | 2 | 1 | — | — | |
| 4884 | Road transportation support activities | 140 | 845 | 4 134 | 28 | 18 | 7 | 2 | 1 | — | — | — | — | — | |
| 48841 | Motor vehicle towing | 129 | 713 | 3 665 | 25 | 16 | 6 | 2 | 1 | — | — | — | — | — | |
| 488410 | Motor vehicle towing | 129 | 713 | 3 665 | 25 | 16 | 6 | 2 | 1 | — | — | — | — | — | |
| 4885 | Freight transportation arrangement | 995 | 10 387 | 41 583 | 75 | 35 | 11 | 14 | 11 | 3 | 1 | — | — | — | |
| 48851 | Freight transportation arrangement | 995 | 10 387 | 41 583 | 75 | 35 | 11 | 14 | 11 | 3 | 1 | — | — | — | |
| 488510 | Freight transportation arrangement | 995 | 10 387 | 41 583 | 75 | 35 | 11 | 14 | 11 | 3 | 1 | — | — | — | |
| 492 | Couriers & messengers | 3 999 | 24 990 | 95 793 | 41 | 23 | 5 | 3 | 4 | 1 | 4 | — | — | 1 | |
| 4921 | Couriers | 3 868 | 24 266 | 92 568 | 18 | 6 | 2 | 2 | 2 | 1 | 4 | — | — | 1 | |
| 49211 | Couriers | 3 868 | 24 266 | 92 568 | 18 | 6 | 2 | 2 | 2 | 1 | 4 | — | — | 1 | |
| 492110 | Couriers | 3 868 | 24 266 | 92 568 | 18 | 6 | 2 | 2 | 2 | 1 | 4 | — | — | 1 | |
| 4922 | Local messengers & local delivery | 131 | 724 | 3 225 | 23 | 17 | 3 | 1 | 2 | — | — | — | — | — | |
| 49221 | Local messengers & local delivery | 131 | 724 | 3 225 | 23 | 17 | 3 | 1 | 2 | — | — | — | — | — | |
| 492210 | Local messengers & local delivery | 131 | 724 | 3 225 | 23 | 17 | 3 | 1 | 2 | — | — | — | — | — | |
| 493 | Warehousing & storage | (F) | (D) | (D) | 37 | 10 | 9 | 10 | 6 | 2 | — | — | — | — | |
| 4931 | Warehousing & storage | (F) | (D) | (D) | 37 | 10 | 9 | 10 | 6 | 2 | — | — | — | — | |
| 49311 | General warehousing & storage | 411 | 3 008 | 12 652 | 27 | 8 | 7 | 6 | 4 | 2 | — | — | — | — | |
| 493110 | General warehousing & storage | 411 | 3 008 | 12 652 | 27 | 8 | 7 | 6 | 4 | 2 | — | — | — | — | |
| 51 | Information | 9 355 | 138 321 | 529 925 | 332 | 177 | 50 | 34 | 33 | 15 | 17 | 4 | 1 | 1 | |
| 511 | Publishing industries | 3 311 | 50 441 | 204 619 | 71 | 37 | 7 | 10 | 7 | 3 | 5 | 1 | — | 1 | |
| 5111 | Newspaper, periodical, book, database publishers | 3 113 | 44 865 | 181 698 | 49 | 19 | 6 | 9 | 7 | 1 | 5 | 1 | — | 1 | |
| 51111 | Newspaper publishers | (G) | (D) | (D) | 14 | 5 | 2 | 1 | 4 | — | 1 | — | — | 1 | |
| 51112 | Periodical publishers | 418 | 4 301 | 19 970 | 19 | 8 | 3 | 4 | 1 | 1 | 2 | — | — | — | |
| 511120 | Periodical publishers | 418 | 4 301 | 19 970 | 19 | 8 | 3 | 4 | 1 | 1 | 2 | — | — | — | |
| 51119 | Other publishers | 511 | 6 783 | 26 633 | 9 | 2 | 1 | 3 | — | — | 2 | 1 | — | — | |
| 511199 | All other publishers | 511 | 6 783 | 26 633 | 9 | 2 | 1 | 3 | — | — | 2 | 1 | — | — | |
| 5112 | Software publishers | 198 | 5 576 | 22 921 | 22 | 18 | 1 | 1 | — | 2 | — | — | — | — | |
| 51121 | Software publishers | 198 | 5 576 | 22 921 | 22 | 18 | 1 | 1 | — | 2 | — | — | — | — | |
| 511210 | Software publishers | 198 | 5 576 | 22 921 | 22 | 18 | 1 | 1 | — | 2 | — | — | — | — | |
| 512 | Motion picture & sound recording industries | 463 | 3 272 | 13 827 | 67 | 47 | 7 | 8 | 3 | 2 | — | — | — | — | |
| 5121 | Motion picture & video industries | 458 | 3 240 | 13 672 | 61 | 41 | 7 | 8 | 3 | 2 | — | — | — | — | |
| 51211 | Motion picture & video production | 119 | 1 579 | 7 104 | 32 | 28 | 3 | — | — | 1 | — | — | — | — | |
| 512110 | Motion picture & video production | 119 | 1 579 | 7 104 | 32 | 28 | 3 | — | — | 1 | — | — | — | — | |
| 51213 | Motion picture & video exhibition | 237 | 610 | 2 424 | 14 | 4 | — | 7 | 2 | 1 | — | — | — | — | |
| 512131 | Motion picture theaters (except drive-ins) | 237 | 610 | 2 424 | 14 | 4 | — | 7 | 2 | 1 | — | — | — | — | |

See footnotes at end of table.

Table 6. Counties—Employees, Payroll, and Establishments by Industry: 2001—Con.

[Excludes most government employees, railroad employees, and self-employed persons. Size class 1 to 4 includes establishments with payroll, but no employees, during mid-March pay period. (D) denotes figures withheld to avoid disclosing data for individual companies; the data are included in broader industry totals. Detailed industries with 100 or more employees are shown if industry was not a (D). For explanation of terms, abbreviations, and data reliability/comparability, see introductory text]

| NAICS code | Industry | Number of employees for week including March 12 | Payroll (\$1,000) | | Total number of establishments | Number of establishments by employment-size class | | | | | | | | | | |
|------------|---|---|-------------------|------------------|--------------------------------|---|------------|------------|-----------|-----------|------------|------------|------------|---------------|--|--|
| | | | First quarter | Annual | | 1 to 4 | 5 to 9 | 10 to 19 | 20 to 49 | 50 to 99 | 100 to 249 | 250 to 499 | 500 to 999 | 1,000 or more | | |
| 51 | ESSEX—Con. | | | | | | | | | | | | | | | |
| | Information—Con. | | | | | | | | | | | | | | | |
| 513 | Broadcasting & telecommunications | 4 198 | 66 438 | 236 675 | 134 | 64 | 23 | 10 | 17 | 8 | 9 | 2 | 1 | | | |
| 5132 | Cable networks & program distribution | (C) | (D) | (D) | 6 | 4 | — | — | 1 | — | 1 | — | — | | | |
| 51322 | Cable & other program distribution | (C) | (D) | (D) | 4 | 3 | — | — | — | — | 1 | — | — | | | |
| 5133 | Telecommunications | 3 895 | 62 834 | 221 779 | 119 | 56 | 20 | 9 | 15 | 8 | 8 | 2 | 1 | | | |
| 51331 | Wired telecommunications carriers | 3 332 | 53 278 | 184 284 | 82 | 35 | 16 | 5 | 11 | 5 | 7 | 2 | 1 | | | |
| 513310 | Wired telecommunications carriers | 3 332 | 53 278 | 184 284 | 82 | 35 | 16 | 5 | 11 | 5 | 7 | 2 | 1 | | | |
| 51332 | Wireless telecom carriers (exc satellite) | 307 | 5 847 | 23 072 | 24 | 12 | 4 | 3 | 2 | — | — | — | — | | | |
| 513322 | Cellular & other wireless telecommunications | 246 | 4 741 | 19 034 | 16 | 7 | 3 | 2 | 2 | — | — | — | — | | | |
| 51333 | Telecommunications resellers | (C) | (D) | (D) | 9 | 7 | — | 1 | — | 1 | — | — | — | | | |
| 51334 | Satellite telecommunications | (C) | (D) | (D) | 2 | 1 | — | — | — | — | 1 | — | — | | | |
| 514 | Information & data processing services | 1 383 | 18 170 | 74 804 | 60 | 29 | 13 | 6 | 6 | 2 | 3 | 1 | — | | | |
| 5141 | Information services | 408 | 6 171 | 24 688 | 28 | 15 | 7 | 3 | 2 | — | 1 | — | — | | | |
| 51419 | Other information services | (E) | (D) | (D) | 25 | 14 | 6 | 3 | 1 | — | 1 | — | — | | | |
| 514191 | On-line information services | 316 | 5 368 | 22 148 | 22 | 14 | 5 | 2 | — | — | 1 | — | — | | | |
| 5142 | Data processing services | 975 | 11 999 | 50 116 | 32 | 14 | 6 | 3 | 4 | 2 | 2 | 1 | — | | | |
| 51421 | Data processing services | 975 | 11 999 | 50 116 | 32 | 14 | 6 | 3 | 4 | 2 | 2 | 1 | — | | | |
| 514210 | Data processing services | 975 | 11 999 | 50 116 | 32 | 14 | 6 | 3 | 4 | 2 | 2 | 1 | — | | | |
| 52 | Finance & insurance | 20 593 | 470 340 | 1 504 051 | 961 | 460 | 219 | 125 | 88 | 38 | 18 | 6 | 6 | 1 | | |
| 522 | Credit intermediation & related activities | 6 843 | 87 535 | 345 118 | 432 | 143 | 132 | 84 | 54 | 10 | 5 | 3 | 1 | | | |
| 5221 | Depository credit intermediation | 4 600 | 30 102 | 118 101 | 296 | 69 | 110 | 68 | 38 | 6 | 3 | 1 | 1 | | | |
| 52211 | Commercial banking | 3 499 | 19 313 | 72 778 | 188 | 34 | 68 | 47 | 31 | 4 | 2 | 1 | 1 | | | |
| 522110 | Commercial banking | 3 499 | 19 313 | 72 778 | 188 | 34 | 68 | 47 | 31 | 4 | 2 | 1 | 1 | | | |
| 52212 | Savings institutions | 958 | 9 912 | 41 937 | 73 | 9 | 35 | 19 | 7 | 2 | 1 | — | — | | | |
| 522120 | Savings institutions | 958 | 9 912 | 41 937 | 73 | 9 | 35 | 19 | 7 | 2 | 1 | — | — | | | |
| 52213 | Credit unions | 143 | 877 | 3 386 | 35 | 26 | 7 | 2 | — | — | — | — | — | | | |
| 522130 | Credit unions | 143 | 877 | 3 386 | 35 | 26 | 7 | 2 | — | — | — | — | — | | | |
| 5222 | Nondepository credit intermediation | 1 602 | 51 792 | 200 589 | 86 | 45 | 12 | 10 | 13 | 3 | 1 | 2 | — | | | |
| 52222 | Sales financing | (F) | (D) | (D) | 25 | 15 | 2 | 1 | 3 | 2 | — | 2 | — | | | |
| 52229 | Other nondepository credit intermediation | (F) | (D) | (D) | 61 | 30 | 10 | 9 | 10 | 1 | 1 | — | — | | | |
| 522292 | Real estate credit | 671 | 13 438 | 63 447 | 44 | 17 | 7 | 9 | 9 | 1 | 1 | — | — | | | |
| 5223 | Activities related to credit intermediation | 641 | 5 641 | 26 428 | 50 | 29 | 10 | 6 | 3 | 1 | 1 | — | — | | | |
| 52231 | Mortgage & nonmortgage brokers | (C) | (D) | (D) | 19 | 15 | — | 3 | — | 1 | — | — | — | | | |
| 52232 | Financial clearinghouse & reserve activities | (E) | (D) | (D) | 7 | 3 | — | — | — | — | 1 | — | — | | | |
| 52239 | Other credit intermediation activities | 227 | 1 826 | 8 068 | 24 | 11 | 7 | 3 | 3 | — | — | — | — | | | |
| 522390 | Other credit intermediation activities | 227 | 1 826 | 8 068 | 24 | 11 | 7 | 3 | 3 | — | — | — | — | | | |
| 523 | Security, commodity contracts & like activity | (H) | (D) | (D) | 171 | 113 | 27 | 5 | 11 | 10 | 4 | — | 1 | | | |
| 5231 | Scrtcy & comdty contracts intermed & brokerage | (G) | (D) | (D) | 87 | 50 | 15 | 2 | 7 | 9 | 4 | — | — | | | |
| 52311 | Investment banking & securities dealing | 247 | 17 504 | 57 979 | 19 | 12 | 2 | — | 3 | 2 | — | — | — | | | |
| 523110 | Investment banking & securities dealing | 247 | 17 504 | 57 979 | 19 | 12 | 2 | — | 3 | 2 | — | — | — | | | |
| 52312 | Securities brokerage | 1 399 | 60 857 | 178 935 | 66 | 37 | 13 | 1 | 4 | 7 | 4 | — | — | | | |
| 523120 | Securities brokerage | 1 399 | 60 857 | 178 935 | 66 | 37 | 13 | 1 | 4 | 7 | 4 | — | — | | | |
| 5239 | Other financial investment activities | (G) | (D) | (D) | 84 | 63 | 12 | 3 | 4 | 1 | — | — | 1 | | | |
| 52391 | Miscellaneous intermediation | 888 | 3 372 | 13 633 | 9 | 5 | 3 | — | — | — | — | — | 1 | | | |
| 523910 | Miscellaneous intermediation | 888 | 3 372 | 13 633 | 9 | 5 | 3 | — | — | — | — | — | 1 | | | |
| 52392 | Portfolio management | 294 | 20 089 | 83 080 | 35 | 24 | 4 | 2 | 4 | 1 | — | — | — | | | |
| 523920 | Portfolio management | 294 | 20 089 | 83 080 | 35 | 24 | 4 | 2 | 4 | 1 | — | — | — | | | |
| 524 | Insurance carriers & related activities | 10 792 | 273 073 | 807 868 | 354 | 201 | 59 | 36 | 23 | 18 | 9 | 3 | 4 | 1 | | |
| 5241 | Insurance carriers | 8 782 | 249 036 | 703 306 | 95 | 35 | 13 | 9 | 12 | 10 | 8 | 3 | 4 | 1 | | |
| 52411 | Direct life, health, medical insurance carriers | 7 973 | 231 260 | 641 812 | 58 | 19 | 8 | 4 | 7 | 7 | 5 | 3 | 4 | 1 | | |
| 524113 | Direct life insurance carriers | 4 210 | 167 203 | 420 934 | 47 | 16 | 8 | 4 | 6 | 3 | 4 | 3 | 3 | | | |
| 524114 | Direct health & medical insurance carriers | 3 763 | 64 057 | 220 878 | 11 | 3 | — | — | 1 | 4 | 1 | — | 1 | | | |
| 52412 | Other direct insurance carriers | (F) | (D) | (D) | 36 | 15 | 5 | 5 | 5 | 3 | 3 | — | — | | | |
| 524126 | Direct property & casualty insurance carriers | 784 | 17 372 | 59 095 | 29 | 9 | 5 | 4 | 5 | 3 | 3 | — | — | | | |
| 5242 | Agencies & other insurance related activities | 2 010 | 24 037 | 104 562 | 259 | 166 | 46 | 27 | 11 | 8 | 1 | — | — | | | |
| 52421 | Insurance agencies & brokerages | 1 816 | 22 524 | 98 043 | 227 | 144 | 41 | 24 | 10 | 7 | 1 | — | — | | | |
| 524210 | Insurance agencies & brokerages | 1 816 | 22 524 | 98 043 | 227 | 144 | 41 | 24 | 10 | 7 | 1 | — | — | | | |
| 52429 | Other insurance related activities | 194 | 1 513 | 6 519 | 32 | 22 | 5 | 3 | 1 | 1 | — | — | — | | | |
| 524292 | Insurance & pension funds, third party admin | 133 | 893 | 3 940 | 13 | 7 | 2 | 2 | 1 | 1 | — | — | — | | | |
| 53 | Real estate & rental & leasing | 6 356 | 47 016 | 202 497 | 912 | 653 | 141 | 66 | 33 | 13 | 4 | 1 | 1 | | | |
| 531 | Real estate | 4 582 | 32 241 | 137 702 | 804 | 614 | 109 | 44 | 24 | 11 | 1 | — | 1 | | | |
| 5311 | Lessors of real estate | 2 739 | 16 252 | 69 356 | 499 | 391 | 69 | 18 | 15 | 5 | — | — | 1 | | | |
| 53111 | Lessors of residential buildings & dwellings | 2 254 | 12 513 | 53 343 | 359 | 278 | 53 | 14 | 9 | 4 | — | — | 1 | | | |
| 531110 | Lessors of residential buildings & dwellings | 2 254 | 12 513 | 53 343 | 359 | 278 | 53 | 14 | 9 | 4 | — | — | 1 | | | |
| 531112 | Lessors of nonres bldg (exc minwarehouses) | 419 | 2 877 | 13 360 | 115 | 92 | 13 | 4 | 5 | 1 | — | — | — | | | |
| 531120 | Lessors of nonres bldg (exc minwarehouses) | 419 | 2 877 | 13 360 | 115 | 92 | 13 | 4 | 5 | 1 | — | — | — | | | |
| 5312 | Offices of real estate agents & brokers | 624 | 6 047 | 26 438 | 134 | 99 | 22 | 9 | 2 | 2 | — | — | — | | | |
| 53121 | Offices of real estate agents & brokers | 624 | 6 047 | 26 438 | 134 | 99 | 22 | 9 | 2 | 2 | — | — | — | | | |
| 531210 | Offices of real estate agents & brokers | 624 | 6 047 | 26 438 | 134 | 99 | 22 | 9 | 2 | 2 | — | — | — | | | |
| 5313 | Activities related to real estate | 1 219 | 9 942 | 41 908 | 171 | 124 | 18 | 7 | 4 | 1 | — | — | — | | | |
| 53131 | Real estate property managers | 1 103 | 8 625 | 36 425 | 124 | 84 | 13 | 15 | 7 | 4 | 1 | — | — | | | |
| 531311 | Residential property managers | 831 | 6 356 | 26 737 | 86 | 56 | 9 | 12 | 5 | 3 | 1 | — | — | | | |
| 531312 | Nonresidential property managers | 272 | 2 269 | 9 688 | 38 | 28 | 4 | 3 | 2 | 1 | — | — | — | | | |

See footnotes at end of table.

Table 6. Counties—Employees, Payroll, and Establishments by Industry: 2001—Con.

[Excludes most government employees, railroad employees, and self-employed persons. Size class 1 to 4 includes establishments with payroll, but no employees, during mid-March pay period. (D) denotes figures withheld to avoid disclosing data for individual companies; the data are included in broader industry totals. Detailed industries with 100 or more employees are shown if industry was not a (D). For explanation of terms, abbreviations, and data reliability/comparability, see introductory text]

| NAICS code | Industry | Number of employees for week including March 12 | Payroll (\$1,000) | | Total number of establishments | Number of establishments by employment-size class | | | | | | | | | |
|---|--|---|-------------------|-----------|--------------------------------|---|--------|----------|----------|----------|------------|------------|------------|---------------|--|
| | | | First quarter | Annual | | 1 to 4 | 5 to 9 | 10 to 19 | 20 to 49 | 50 to 99 | 100 to 249 | 250 to 499 | 500 to 999 | 1,000 or more | |
| ESSEX—Con. | | | | | | | | | | | | | | | |
| 53 Real estate & rental & leasing—Con. | | | | | | | | | | | | | | | |
| 532 | Rental & leasing services | 1 759 | 14 701 | 64 439 | 103 | 35 | 31 | 22 | 9 | 2 | 3 | 1 | — | — | |
| 5321 | Automotive equipment rental & leasing | 1 130 | 8 060 | 32 889 | 29 | 5 | 9 | 6 | 3 | 2 | 3 | 1 | — | — | |
| 53211 | Passenger car rental & leasing | 1 033 | 7 353 | 30 386 | 19 | 3 | 4 | 4 | 2 | 2 | 3 | 1 | — | — | |
| 532111 | Passenger car rental | 947 | 5 676 | 23 516 | 14 | 3 | 2 | 3 | — | 2 | 3 | 1 | — | — | |
| 5322 | Consumer goods rental | 337 | 1 606 | 8 453 | 38 | 16 | 9 | 11 | 2 | — | — | — | — | — | |
| 53223 | Video tape & disc rental | 174 | 406 | 1 969 | 21 | 10 | 2 | 9 | — | — | — | — | — | — | |
| 532230 | Video tape & disc rental | 174 | 406 | 1 969 | 21 | 10 | 2 | 9 | — | — | — | — | — | — | |
| 5324 | Commercial, industrial equip rental & leasing ... | 265 | 4 867 | 22 217 | 28 | 11 | 8 | 5 | 4 | — | — | — | — | — | |
| 53249 | Oth commercial, industrial equip rental, lease | 137 | 2 366 | 12 112 | 13 | 5 | 5 | — | 3 | — | — | — | — | — | |
| 532490 | Oth commercial, industrial equip rental, lease | 137 | 2 366 | 12 112 | 13 | 5 | 5 | — | 3 | — | — | — | — | — | |
| 54 Professional, scientific & technical services | | | | | | | | | | | | | | | |
| 541 | Professional, scientific & technical services | 26 339 | 392 474 | 1 621 029 | 2 532 | 1 792 | 345 | 173 | 132 | 53 | 21 | 11 | 3 | 2 | |
| 5411 | Legal services | 7 184 | 114 871 | 529 238 | 766 | 503 | 136 | 52 | 50 | 15 | 6 | 4 | — | — | |
| 54111 | Offices of lawyers | 7 113 | 114 161 | 525 272 | 752 | 496 | 130 | 51 | 50 | 15 | 6 | 4 | — | — | |
| 541110 | Offices of lawyers | 7 113 | 114 161 | 525 272 | 752 | 496 | 130 | 51 | 50 | 15 | 6 | 4 | — | — | |
| 5412 | Accounting, tax prep, bookkeep, payroll services | 6 037 | 81 315 | 309 365 | 294 | 201 | 45 | 19 | 14 | 5 | 2 | 5 | 2 | 1 | |
| 54121 | Accounting, tax prep, bookkeep, payroll services | 6 037 | 81 315 | 309 365 | 294 | 201 | 45 | 19 | 14 | 5 | 2 | 5 | 2 | 1 | |
| 541211 | Offices of certified public accountants | 1 958 | 25 946 | 118 832 | 187 | 129 | 30 | 9 | 12 | 4 | 2 | 1 | — | — | |
| 541219 | Other accounting services | 225 | 1 645 | 7 710 | 62 | 47 | 9 | 4 | 2 | — | — | — | — | — | |
| 5413 | Architectural, engineering & related services ... | 2 860 | 38 562 | 162 494 | 224 | 151 | 36 | 14 | 11 | 7 | 3 | 1 | 1 | — | |
| 54131 | Architectural services | 285 | 3 570 | 16 466 | 58 | 38 | 15 | 2 | 3 | — | — | — | — | — | |
| 541310 | Architectural services | 285 | 3 570 | 16 466 | 58 | 38 | 15 | 2 | 3 | — | — | — | — | — | |
| 54133 | Engineering services | 2 179 | 31 214 | 127 834 | 118 | 79 | 15 | 8 | 5 | 7 | 2 | 1 | 1 | — | |
| 541330 | Engineering services | 2 179 | 31 214 | 127 834 | 118 | 79 | 15 | 8 | 5 | 7 | 2 | 1 | 1 | — | |
| 54138 | Testing laboratories | 300 | 2 944 | 13 428 | 15 | 6 | 4 | 1 | 3 | — | 1 | — | — | — | |
| 541380 | Testing laboratories | 300 | 2 944 | 13 428 | 15 | 6 | 4 | 1 | 3 | — | 1 | — | — | — | |
| 5414 | Specialized design services | 373 | 3 783 | 15 698 | 117 | 93 | 14 | 9 | 1 | — | — | — | — | — | |
| 54141 | Interior design services | 106 | 931 | 3 589 | 40 | 35 | 3 | 2 | — | — | — | — | — | — | |
| 541410 | Interior design services | 106 | 931 | 3 589 | 40 | 35 | 3 | 2 | — | — | — | — | — | — | |
| 54143 | Graphic design services | 234 | 2 316 | 9 584 | 66 | 49 | 10 | 6 | 1 | — | — | — | — | — | |
| 541430 | Graphic design services | 234 | 2 316 | 9 584 | 66 | 49 | 10 | 6 | 1 | — | — | — | — | — | |
| 5415 | Computer systems design & related services ... | 4 541 | 75 561 | 290 502 | 449 | 365 | 30 | 18 | 20 | 9 | 6 | — | — | 1 | |
| 54151 | Computer systems design & related services ... | 4 541 | 75 561 | 290 502 | 449 | 365 | 30 | 18 | 20 | 9 | 6 | — | — | 1 | |
| 541511 | Custom computer programming services ... | 1 509 | 26 584 | 97 841 | 197 | 158 | 10 | 8 | 14 | 5 | 2 | — | — | — | |
| 541512 | Computer systems design services | 1 135 | 20 645 | 77 409 | 151 | 120 | 12 | 8 | 5 | 2 | 4 | — | — | — | |
| 5416 | Management, sci & tech consulting services | 2 167 | 41 729 | 159 992 | 348 | 263 | 28 | 30 | 19 | 7 | 1 | — | — | — | |
| 54161 | Management consulting services | 1 848 | 37 369 | 138 695 | 288 | 221 | 20 | 24 | 15 | 7 | 1 | — | — | — | |
| 541611 | Admin & gen management consulting services | 982 | 24 220 | 77 503 | 118 | 93 | 4 | 9 | 6 | 5 | 1 | — | — | — | |
| 541612 | Human res & exec search consulting services | 402 | 5 867 | 23 012 | 64 | 46 | 4 | 9 | 3 | 2 | — | — | — | — | |
| 541613 | Marketing consulting services | 275 | 4 293 | 19 343 | 69 | 55 | 7 | 3 | 4 | — | — | — | — | — | |
| 541614 | Process, phys dist & log consulting services | 142 | 2 155 | 14 693 | 22 | 15 | 3 | 2 | 2 | — | — | — | — | — | |
| 54162 | Environmental consulting services | 168 | 2 206 | 9 320 | 23 | 12 | 6 | 3 | 2 | — | — | — | — | — | |
| 541620 | Environmental consulting services | 168 | 2 206 | 9 320 | 23 | 12 | 6 | 3 | 2 | — | — | — | — | — | |
| 54169 | Oth scientific & technical consulting services ... | 151 | 2 154 | 11 977 | 37 | 30 | 2 | 3 | 2 | — | — | — | — | — | |
| 541690 | Oth scientific & technical consulting services | 151 | 2 154 | 11 977 | 37 | 30 | 2 | 3 | 2 | — | — | — | — | — | |
| 5417 | Scientific R&D services | 757 | 10 875 | 44 487 | 33 | 14 | 3 | 5 | 4 | 6 | 1 | — | — | — | |
| 54171 | R&D in physical, engineering & life sciences.. | 703 | 9 324 | 38 183 | 28 | 11 | 2 | 5 | 3 | 6 | 1 | — | — | — | |
| 541710 | R&D in physical, engineering & life sciences | 703 | 9 324 | 38 183 | 28 | 11 | 2 | 5 | 3 | 6 | 1 | — | — | — | |
| 5418 | Advertising & related services | 1 464 | 16 602 | 69 215 | 148 | 97 | 26 | 12 | 8 | 3 | 1 | 1 | — | — | |
| 54181 | Advertising agencies | 337 | 4 464 | 19 546 | 47 | 27 | 9 | 8 | 3 | — | — | — | — | — | |
| 541810 | Advertising agencies | 337 | 4 464 | 19 546 | 47 | 27 | 9 | 8 | 3 | — | — | — | — | — | |
| 54182 | Public relations agencies | 133 | 1 389 | 5 892 | 34 | 24 | 8 | 2 | — | — | — | — | — | — | |
| 541820 | Public relations agencies | 133 | 1 389 | 5 892 | 34 | 24 | 8 | 2 | — | — | — | — | — | — | |
| 54184 | Media representatives | 120 | 1 464 | 6 660 | 8 | 4 | 3 | — | — | 1 | — | — | — | — | |
| 541840 | Media representatives | 120 | 1 464 | 6 660 | 8 | 4 | 3 | — | — | 1 | — | — | — | — | |
| 54185 | Display advertising | 116 | 1 721 | 6 387 | 7 | 6 | — | — | — | — | 1 | — | — | — | |
| 541850 | Display advertising | 116 | 1 721 | 6 387 | 7 | 6 | — | — | — | — | 1 | — | — | — | |
| 54186 | Direct mail advertising | 564 | 4 977 | 18 962 | 16 | 7 | 2 | 2 | 2 | 2 | — | 1 | — | — | |
| 541860 | Direct mail advertising | 564 | 4 977 | 18 962 | 16 | 7 | 2 | 2 | 2 | 2 | — | 1 | — | — | |
| 54189 | Other services related to advertising | 144 | 1 723 | 8 255 | 30 | 25 | 3 | — | 2 | — | — | — | — | — | |
| 541890 | Other services related to advertising | 144 | 1 723 | 8 255 | 30 | 25 | 3 | — | 2 | — | — | — | — | — | |
| 5419 | Oth professional, scientific, technical services .. | 956 | 9 176 | 40 038 | 153 | 105 | 27 | 14 | 5 | 1 | 1 | — | — | — | |
| 54191 | Marketing research & public opinion polling .. | 324 | 4 808 | 20 219 | 17 | 9 | 3 | 2 | 2 | — | 1 | — | — | — | |
| 541910 | Marketing research & public opinion polling | 324 | 4 808 | 20 219 | 17 | 9 | 3 | 2 | 2 | — | 1 | — | — | — | |
| 54192 | Photographic services | 199 | 1 090 | 4 725 | 44 | 34 | 7 | 2 | — | 1 | — | — | — | — | |
| 541921 | Photography studios, portrait | 181 | 942 | 4 064 | 34 | 25 | 6 | 2 | — | 1 | — | — | — | — | |
| 54194 | Veterinary services | 297 | 1 993 | 9 273 | 30 | 9 | 9 | 10 | 2 | — | — | — | — | — | |
| 541940 | Veterinary services | 297 | 1 993 | 9 273 | 30 | 9 | 9 | 10 | 2 | — | — | — | — | — | |
| 54199 | All oth prof, scientific & technical services ... | 129 | 1 252 | 5 701 | 58 | 50 | 7 | — | 1 | — | — | — | — | — | |
| 541990 | All oth prof, scientific & technical services ... | 129 | 1 252 | 5 701 | 58 | 50 | 7 | — | 1 | — | — | — | — | — | |
| 55 Management of companies & enterprises | | | | | | | | | | | | | | | |
| 551 | Management of companies & enterprises | 5 729 | 168 172 | 553 410 | 108 | 40 | 11 | 22 | 16 | 7 | 6 | 4 | 2 | — | |
| 5511 | Management of companies & enterprises | 5 729 | 168 172 | 553 410 | 108 | 40 | 11 | 22 | 16 | 7 | 6 | 4 | 2 | — | |
| 55111 | Management of companies & enterprises | 5 729 | 168 172 | 553 410 | 108 | 40 | 11 | 22 | 16 | 7 | 6 | 4 | 2 | — | |
| 551112 | Offices of other holding companies | 1 475 | 98 833 | 296 177 | 20 | 8 | 1 | 6 | 2 | 1 | — | 1 | — | — | |

See footnotes at end of table.

Table 6. Counties—Employees, Payroll, and Establishments by Industry: 2001—Con.

[Excludes most government employees, railroad employees, and self-employed persons. Size class 1 to 4 includes establishments with payroll, but no employees, during mid-March pay period. (D) denotes figures withheld to avoid disclosing data for individual companies; the data are included in broader industry totals. Detailed industries with 100 or more employees are shown if industry was not a (D). For explanation of terms, abbreviations, and data reliability/comparability, see introductory text]

| NAICS code | Industry | Number of employees for week including March 12 | Payroll (\$1,000) | | Total number of establishments | Number of establishments by employment-size class | | | | | | | | | |
|-------------------|---|---|-------------------|----------------|--------------------------------|---|------------|-----------|-----------|-----------|------------|------------|------------|---------------|--|
| | | | First quarter | Annual | | 1 to 4 | 5 to 9 | 10 to 19 | 20 to 49 | 50 to 99 | 100 to 249 | 250 to 499 | 500 to 999 | 1,000 or more | |
| ESSEX—Con. | | | | | | | | | | | | | | | |
| 56 | Admin. support, waste mgmt, remediation services | 23 320 | 137 022 | 578 574 | 1 020 | 569 | 174 | 96 | 84 | 47 | 29 | 14 | 6 | 1 | |
| 561 | Administrative & support services | 22 376 | 128 532 | 542 751 | 979 | 559 | 163 | 91 | 75 | 42 | 28 | 14 | 6 | 1 | |
| 5611 | Office administrative services | 1 348 | 11 780 | 51 073 | 80 | 38 | 14 | 18 | 6 | — | 3 | 1 | — | — | |
| 56111 | Office administrative services | 1 348 | 11 780 | 51 073 | 80 | 38 | 14 | 18 | 6 | — | 3 | 1 | — | — | |
| 561110 | Office administrative services | 1 348 | 11 780 | 51 073 | 80 | 38 | 14 | 18 | 6 | — | 3 | 1 | — | — | |
| 5612 | Facilities support services | (F) | (D) | (D) | 7 | 3 | — | 1 | — | 1 | — | 2 | — | — | |
| 56121 | Facilities support services | (F) | (D) | (D) | 7 | 3 | — | 1 | — | 1 | — | 2 | — | — | |
| 5613 | Employment services | 5 878 | 30 655 | 124 124 | 130 | 53 | 9 | 13 | 20 | 16 | 16 | 2 | 1 | — | |
| 56131 | Employment placement agencies | 1 266 | 7 671 | 27 942 | 50 | 22 | 5 | 6 | 7 | 7 | 3 | — | — | — | |
| 561310 | Employment placement agencies | 1 266 | 7 671 | 27 942 | 50 | 22 | 5 | 6 | 7 | 7 | 3 | — | — | — | |
| 56132 | Temporary help services | 4 407 | 20 581 | 87 652 | 70 | 27 | 3 | 5 | 11 | 9 | 12 | 2 | 1 | — | |
| 561320 | Temporary help services | 4 407 | 20 581 | 87 652 | 70 | 27 | 3 | 5 | 11 | 9 | 12 | 2 | 1 | — | |
| 56133 | Employee leasing services | 205 | 2 403 | 8 530 | 10 | 4 | 1 | 2 | 2 | — | 1 | — | — | — | |
| 561330 | Employee leasing services | 205 | 2 403 | 8 530 | 10 | 4 | 1 | 2 | 2 | — | 1 | — | — | — | |
| 5614 | Business support services | 1 294 | 7 596 | 33 051 | 87 | 53 | 10 | 5 | 12 | 5 | 2 | — | — | — | |
| 56141 | Document preparation services | 173 | 1 183 | 4 868 | 14 | 9 | 1 | 2 | 1 | — | — | — | — | — | |
| 561410 | Document preparation services | 173 | 1 183 | 4 868 | 14 | 9 | 1 | 2 | 1 | — | — | — | — | — | |
| 56142 | Telephone call centers | 302 | 949 | 3 677 | 18 | 10 | 2 | 1 | 3 | 2 | — | — | — | — | |
| 561422 | Telemarketing bureaus | 224 | 534 | 1 696 | 10 | 5 | 2 | — | 1 | 2 | — | — | — | — | |
| 56143 | Business service centers | 206 | 1 824 | 8 502 | 18 | 12 | 2 | — | 3 | 1 | — | — | — | — | |
| 561439 | Oth business service centers (incl copy shops) | 192 | 1 779 | 8 377 | 13 | 8 | 1 | — | 3 | 1 | — | — | — | — | |
| 56144 | Collection agencies | 203 | 1 163 | 4 984 | 15 | 7 | 2 | 3 | 2 | 1 | — | — | — | — | |
| 561440 | Collection agencies | 203 | 1 163 | 4 984 | 15 | 7 | 2 | 3 | 2 | 1 | — | — | — | — | |
| 56149 | Other business support services | 405 | 2 437 | 10 857 | 19 | 12 | 3 | — | 2 | — | 2 | — | — | — | |
| 561499 | All other business support services | 308 | 1 616 | 6 958 | 7 | 4 | 1 | — | — | — | 2 | — | — | — | |
| 5615 | Travel arrangement & reservation services | (F) | (D) | (D) | 128 | 86 | 21 | 12 | 5 | 3 | 1 | — | — | — | |
| 56151 | Travel agencies | 481 | 3 561 | 14 470 | 103 | 73 | 17 | 10 | 3 | — | — | — | — | — | |
| 561510 | Travel agencies | 481 | 3 561 | 14 470 | 103 | 73 | 17 | 10 | 3 | — | — | — | — | — | |
| 56152 | Tour operators | 147 | 1 883 | 5 776 | 10 | 6 | 2 | — | 1 | 1 | — | — | — | — | |
| 561520 | Tour operators | 147 | 1 883 | 5 776 | 10 | 6 | 2 | — | 1 | 1 | — | — | — | — | |
| 56159 | Oth travel arrangement & reservation services | (E) | (D) | (D) | 15 | 7 | 2 | 2 | 1 | 2 | 1 | — | — | — | |
| 561591 | Convention and visitors bureaus | 231 | 834 | 4 106 | 4 | 1 | — | — | — | 2 | 1 | — | — | — | |
| 5616 | Investigation & security services | 5 418 | 25 234 | 103 424 | 72 | 28 | 19 | 4 | 8 | 5 | 2 | 2 | 3 | 1 | |
| 56161 | Investigation, guard & armored car services | 5 005 | 21 426 | 87 632 | 41 | 11 | 4 | 5 | 2 | 2 | 2 | 2 | 3 | 1 | |
| 561612 | Security guards & patrol services | 4 160 | 18 163 | 74 418 | 25 | 4 | 7 | 2 | 4 | 1 | 2 | 2 | 2 | 1 | |
| 56162 | Security systems services | 413 | 3 808 | 15 792 | 31 | 17 | 8 | — | 3 | 3 | — | — | — | — | |
| 561621 | Security systems services (except locksmiths) | 280 | 2 802 | 11 445 | 19 | 10 | 5 | — | 2 | 2 | — | — | — | — | |
| 561622 | Locksmiths | 133 | 1 006 | 4 347 | 12 | 7 | 3 | — | 1 | 1 | — | — | — | — | |
| 5617 | Services to buildings & dwellings | 4 638 | 19 146 | 89 339 | 400 | 266 | 74 | 30 | 14 | 8 | 2 | 5 | 1 | — | |
| 56171 | Exterminating & pest control services | 132 | 876 | 4 395 | 26 | 16 | 5 | 4 | 1 | — | — | — | — | — | |
| 561710 | Exterminating & pest control services | 132 | 876 | 4 395 | 26 | 16 | 5 | 4 | 1 | — | — | — | — | — | |
| 56172 | Janitorial services | 3 833 | 15 235 | 65 164 | 152 | 75 | 35 | 16 | 11 | 7 | 2 | 5 | 1 | — | |
| 561720 | Janitorial services | 3 833 | 15 235 | 65 164 | 152 | 75 | 35 | 16 | 11 | 7 | 2 | 5 | 1 | — | |
| 56173 | Landscaping services | 476 | 2 034 | 15 190 | 180 | 142 | 28 | 9 | 1 | — | — | — | — | — | |
| 561730 | Landscaping services | 476 | 2 034 | 15 190 | 180 | 142 | 28 | 9 | 1 | — | — | — | — | — | |
| 56174 | Carpet & upholstery cleaning services | 136 | 660 | 2 726 | 25 | 20 | 3 | — | 1 | 1 | — | — | — | — | |
| 561740 | Carpet & upholstery cleaning services | 136 | 660 | 2 726 | 25 | 20 | 3 | — | 1 | 1 | — | — | — | — | |
| 5619 | Other support services | 2 190 | 15 818 | 59 749 | 75 | 32 | 16 | 8 | 10 | 4 | 2 | 2 | 1 | — | |
| 56191 | Packaging & labeling services | 520 | 4 695 | 17 722 | 14 | 6 | 3 | — | 2 | 2 | — | 1 | — | — | |
| 561910 | Packaging & labeling services | 520 | 4 695 | 17 722 | 14 | 6 | 3 | — | 2 | 2 | — | 1 | — | — | |
| 56192 | Convention & trade show organizers | 240 | 3 264 | 11 917 | 13 | 5 | 4 | 2 | — | 1 | 1 | — | — | — | |
| 561920 | Convention & trade show organizers | 240 | 3 264 | 11 917 | 13 | 5 | 4 | 2 | — | 1 | 1 | — | — | — | |
| 56199 | All other support services | 1 430 | 7 859 | 30 110 | 48 | 21 | 9 | 6 | 8 | 1 | 1 | 1 | 1 | — | |
| 561990 | All other support services | 1 430 | 7 859 | 30 110 | 48 | 21 | 9 | 6 | 8 | 1 | 1 | 1 | 1 | — | |
| 562 | Waste management & remediation services | 944 | 8 490 | 35 823 | 41 | 10 | 11 | 5 | 9 | 5 | 1 | — | — | — | |
| 5621 | Waste collection | 324 | 3 108 | 13 441 | 20 | 6 | 5 | 2 | 6 | 1 | — | — | — | — | |
| 56211 | Waste collection | 324 | 3 108 | 13 441 | 20 | 6 | 5 | 2 | 6 | 1 | — | — | — | — | |
| 5622 | Waste treatment & disposal | 343 | 3 005 | 11 934 | 9 | 2 | 2 | 1 | 1 | 2 | 1 | — | — | — | |
| 56221 | Waste treatment & disposal | 343 | 3 005 | 11 934 | 9 | 2 | 2 | 1 | 1 | 2 | 1 | — | — | — | |
| 562212 | Solid waste landfill | 219 | 1 428 | 5 382 | 6 | 2 | 2 | — | — | 1 | 1 | — | — | — | |
| 5629 | Remediation & oth waste management services | 277 | 2 377 | 10 448 | 12 | 2 | 4 | 2 | 2 | 2 | — | — | — | — | |
| 56291 | Remediation services | (C) | (D) | (D) | 5 | — | 1 | 1 | 2 | 1 | — | — | — | — | |
| 61 | Educational services | 10 016 | 58 915 | 243 702 | 239 | 93 | 44 | 30 | 44 | 16 | 7 | 1 | 2 | 2 | |
| 611 | Educational services | 10 016 | 58 915 | 243 702 | 239 | 93 | 44 | 30 | 44 | 16 | 7 | 1 | 2 | 2 | |
| 6111 | Elementary & secondary schools | 3 359 | 23 645 | 94 647 | 85 | 12 | 9 | 13 | 30 | 15 | 5 | 1 | — | — | |
| 61111 | Elementary & secondary schools | 3 359 | 23 645 | 94 647 | 85 | 12 | 9 | 13 | 30 | 15 | 5 | 1 | — | — | |
| 611110 | Elementary & secondary schools | 3 359 | 23 645 | 94 647 | 85 | 12 | 9 | 13 | 30 | 15 | 5 | 1 | — | — | |
| 6112 | Junior colleges | (G) | (D) | (D) | 6 | 2 | 1 | 1 | 1 | — | — | — | — | 1 | |
| 61121 | Junior colleges | (G) | (D) | (D) | 6 | 2 | 1 | 1 | 1 | — | — | — | — | 1 | |
| 6113 | Colleges, universities & professional schools | 4 189 | 22 393 | 93 161 | 7 | — | 2 | — | 1 | — | 1 | — | 2 | 1 | |
| 61131 | Colleges, universities & professional schools | 4 189 | 22 393 | 93 161 | 7 | — | 2 | — | 1 | — | 1 | — | 2 | 1 | |
| 611310 | Colleges, universities & professional schools | 4 189 | 22 393 | 93 161 | 7 | — | 2 | — | 1 | — | 1 | — | 2 | 1 | |
| 6114 | Business schools & computer & mgt training | 283 | 1 960 | 8 427 | 26 | 16 | 7 | 1 | 1 | — | 1 | — | — | — | |
| 61141 | Business & secretarial schools | 209 | 1 335 | 5 702 | 5 | — | 4 | — | — | — | 1 | — | — | — | |
| 611410 | Business & secretarial schools | 209 | 1 335 | 5 702 | 5 | — | 4 | — | — | — | 1 | — | — | — | |
| 6115 | Technical & trade schools | 174 | 784 | 3 777 | 17 | 9 | 5 | — | 3 | — | — | — | — | — | |
| 61151 | Technical & trade schools | 174 | 784 | 3 777 | 17 | 9 | 5 | — | 3 | — | — | — | — | — | |
| 611519 | Other technical & trade schools | 108 | 589 | 3 012 | 10 | 5 | 3 | — | 2 | — | — | — | — | — | |

See footnotes at end of table.

Table 6. Counties—Employees, Payroll, and Establishments by Industry: 2001—Con.

[Excludes most government employees, railroad employees, and self-employed persons. Size class 1 to 4 includes establishments with payroll, but no employees, during mid-March pay period. (D) denotes figures withheld to avoid disclosing data for individual companies; the data are included in broader industry totals. Detailed industries with 100 or more employees are shown if industry was not a (D). For explanation of terms, abbreviations, and data reliability/comparability, see introductory text]

| NAICS code | Industry | Number of employees for week including March 12 | Payroll (\$1,000) | | Total number of establishments | Number of establishments by employment-size class | | | | | | | | | | | | | | | | | | |
|-------------------|--|---|-------------------|------------------|--------------------------------|---|------------|------------|------------|-----------|------------|------------|------------|---------------|---|---|---|---|---|---|--|--|--|--|
| | | | First quarter | Annual | | 1 to 4 | 5 to 9 | 10 to 19 | 20 to 49 | 50 to 99 | 100 to 249 | 250 to 499 | 500 to 999 | 1,000 or more | | | | | | | | | | |
| ESSEX—Con. | | | | | | | | | | | | | | | | | | | | | | | | |
| 61 | Educational services—Con. | | | | | | | | | | | | | | | | | | | | | | | |
| 611 | Educational services—Con. | | | | | | | | | | | | | | | | | | | | | | | |
| 6116 | Other schools & instruction | 667 | 2 101 | 8 763 | 85 | 46 | 16 | 15 | 7 | 1 | — | — | — | — | — | — | — | — | — | — | | | | |
| 61161 | Fine arts schools | 213 | 679 | 2 667 | 26 | 16 | 4 | 1 | 1 | — | — | — | — | — | — | — | — | — | — | — | | | | |
| 611610 | Fine arts schools | 213 | 679 | 2 667 | 26 | 16 | 4 | 1 | 1 | — | — | — | — | — | — | — | — | — | — | — | | | | |
| 61169 | All other schools & instruction | 350 | 1 194 | 5 135 | 38 | 16 | 8 | 6 | — | — | — | — | — | — | — | — | — | — | — | — | | | | |
| 611691 | Exam preparation & tutoring | 230 | 623 | 2 677 | 18 | 5 | 4 | 4 | 5 | — | — | — | — | — | — | — | — | — | — | — | | | | |
| 611699 | All other miscellaneous schools & instruction | 110 | 513 | 2 231 | 17 | 9 | 3 | 4 | 1 | — | — | — | — | — | — | — | — | — | — | — | | | | |
| 62 | Health care and social assistance | 52 807 | 461 927 | 2 010 560 | 2 349 | 1 232 | 525 | 297 | 165 | 56 | 48 | 9 | 10 | 7 | | | | | | | | | | |
| 621 | Ambulatory health care services | 15 353 | 143 647 | 663 368 | 1 779 | 1 075 | 399 | 196 | 69 | 19 | 16 | 3 | 2 | — | | | | | | | | | | |
| 6211 | Offices of physicians | 5 762 | 79 525 | 388 090 | 944 | 578 | 208 | 109 | 42 | 6 | 1 | — | — | — | | | | | | | | | | |
| 62111 | Offices of physicians | 5 762 | 79 525 | 388 090 | 944 | 578 | 208 | 109 | 42 | 6 | 1 | — | — | — | | | | | | | | | | |
| 621111 | Offices of physicians (exc mental health) | 5 674 | 78 832 | 385 145 | 911 | 553 | 201 | 108 | 42 | 6 | 1 | — | — | — | | | | | | | | | | |
| 6212 | Offices of dentists | 1 963 | 14 897 | 66 922 | 407 | 243 | 117 | 44 | 2 | 1 | — | — | — | — | | | | | | | | | | |
| 62121 | Offices of dentists | 1 963 | 14 897 | 66 922 | 407 | 243 | 117 | 44 | 2 | 1 | — | — | — | — | | | | | | | | | | |
| 621210 | Offices of dentists | 1 963 | 14 897 | 66 922 | 407 | 243 | 117 | 44 | 2 | 1 | — | — | — | — | | | | | | | | | | |
| 6213 | Offices of other health practitioners | 1 123 | 8 059 | 35 855 | 271 | 204 | 47 | 15 | 3 | 1 | 1 | — | — | — | | | | | | | | | | |
| 62131 | Offices of chiropractors | 384 | 2 466 | 11 320 | 122 | 97 | 18 | 7 | — | — | — | — | — | — | | | | | | | | | | |
| 621310 | Offices of chiropractors | 384 | 2 466 | 11 320 | 122 | 97 | 18 | 7 | — | — | — | — | — | — | | | | | | | | | | |
| 62132 | Offices of optometrists | 152 | 851 | 3 820 | 37 | 25 | 11 | — | 1 | — | — | — | — | — | | | | | | | | | | |
| 621320 | Offices of optometrists | 152 | 851 | 3 820 | 37 | 25 | 11 | — | 1 | — | — | — | — | — | | | | | | | | | | |
| 62134 | Offices of PT, OT, speech therapy & audiology | 401 | 3 329 | 14 540 | 39 | 24 | 5 | 6 | 2 | 1 | 1 | — | — | — | | | | | | | | | | |
| 621340 | Offices of PT, OT, speech therapy & audiology | 401 | 3 329 | 14 540 | 39 | 24 | 5 | 6 | 2 | 1 | 1 | — | — | — | | | | | | | | | | |
| 62139 | Offices of all other health practitioners | 158 | 1 109 | 4 742 | 47 | 32 | 13 | 2 | — | — | — | — | — | — | | | | | | | | | | |
| 621391 | Offices of podiatrists | 128 | 742 | 3 302 | 37 | 24 | 12 | 1 | — | — | — | — | — | — | | | | | | | | | | |
| 6214 | Outpatient care centers | 2 162 | 18 575 | 76 073 | 59 | 12 | 15 | 11 | 11 | 5 | 3 | 2 | — | — | | | | | | | | | | |
| 62142 | Outpatient mental health, substance abuse ctrs | 473 | 3 313 | 13 385 | 13 | 4 | 1 | 3 | 1 | 3 | 1 | — | — | — | | | | | | | | | | |
| 621420 | Outpatient mental health, substance abuse ctrs | 473 | 3 313 | 13 385 | 13 | 4 | 1 | 3 | 1 | 3 | 1 | — | — | — | | | | | | | | | | |
| 62149 | Other outpatient care centers | 1 647 | 14 917 | 61 266 | 43 | 7 | 13 | 8 | 9 | 2 | 2 | 2 | — | — | | | | | | | | | | |
| 621493 | Freestanding ambulatory surgery, emergency ctr | 909 | 8 190 | 33 130 | 10 | — | 4 | 1 | 2 | 1 | — | 2 | — | — | | | | | | | | | | |
| 6215 | Medical & diagnostic laboratories | 294 | 2 912 | 13 259 | 37 | 20 | 7 | 5 | 5 | — | — | — | — | — | | | | | | | | | | |
| 62151 | Medical & diagnostic laboratories | 294 | 2 912 | 13 259 | 37 | 20 | 7 | 5 | 5 | — | — | — | — | — | | | | | | | | | | |
| 621511 | Medical laboratories | 116 | 776 | 3 714 | 13 | 6 | 3 | 3 | 1 | — | — | — | — | — | | | | | | | | | | |
| 621512 | Diagnostic Imaging centers | 178 | 2 136 | 9 545 | 24 | 14 | 4 | 2 | 4 | — | — | — | — | — | | | | | | | | | | |
| 6216 | Home health care services | 3 536 | 16 266 | 68 313 | 42 | 9 | 3 | 8 | 5 | 5 | 9 | 1 | 2 | — | | | | | | | | | | |
| 62161 | Home health care services | 3 536 | 16 266 | 68 313 | 42 | 9 | 3 | 8 | 5 | 5 | 9 | 1 | 2 | — | | | | | | | | | | |
| 621610 | Home health care services | 3 536 | 16 266 | 68 313 | 42 | 9 | 3 | 8 | 5 | 5 | 9 | 1 | 2 | — | | | | | | | | | | |
| 6219 | Other ambulatory health care services | 513 | 3 413 | 14 856 | 19 | 9 | 2 | 4 | 1 | 1 | 2 | — | — | — | | | | | | | | | | |
| 62191 | Ambulance services | 275 | 1 683 | 7 489 | 12 | 7 | 1 | 2 | — | 1 | 1 | — | — | — | | | | | | | | | | |
| 621910 | Ambulance services | 275 | 1 683 | 7 489 | 12 | 7 | 1 | 2 | — | 1 | 1 | — | — | — | | | | | | | | | | |
| 62199 | All other ambulatory health care services | 238 | 1 730 | 7 367 | 7 | 2 | 1 | 2 | — | — | 1 | — | — | — | | | | | | | | | | |
| 622 | Hospitals | 21 281 | 236 456 | 998 880 | 17 | 1 | — | — | — | 1 | 1 | 1 | 6 | 7 | | | | | | | | | | |
| 6221 | General medical & surgical hospitals | 19 821 | 223 171 | 942 480 | 13 | 1 | — | — | — | — | — | — | 5 | 7 | | | | | | | | | | |
| 62211 | General medical & surgical hospitals | 19 821 | 223 171 | 942 480 | 13 | 1 | — | — | — | — | — | — | 5 | 7 | | | | | | | | | | |
| 622110 | General medical & surgical hospitals | 19 821 | 223 171 | 942 480 | 13 | 1 | — | — | — | — | — | — | 5 | 7 | | | | | | | | | | |
| 6222 | Psychiatric & substance abuse hospitals | (F) | (D) | (D) | 2 | — | — | — | — | 1 | — | — | 1 | — | | | | | | | | | | |
| 62221 | Psychiatric & substance abuse hospitals | (F) | (D) | (D) | 2 | — | — | — | — | 1 | — | — | 1 | — | | | | | | | | | | |
| 6223 | Other specialty hospitals | (F) | (D) | (D) | 2 | — | — | — | — | — | 1 | 1 | — | — | | | | | | | | | | |
| 62231 | Other specialty hospitals | (F) | (D) | (D) | 2 | — | — | — | — | — | 1 | 1 | — | — | | | | | | | | | | |
| 623 | Nursing & residential care facilities | 7 387 | 42 459 | 178 438 | 138 | 26 | 28 | 22 | 17 | 21 | 21 | 3 | — | — | | | | | | | | | | |
| 6231 | Nursing care facilities | 4 739 | 28 412 | 117 630 | 38 | 2 | 3 | 2 | 3 | 8 | 17 | 3 | — | — | | | | | | | | | | |
| 62311 | Nursing care facilities | 4 739 | 28 412 | 117 630 | 38 | 2 | 3 | 2 | 3 | 8 | 17 | 3 | — | — | | | | | | | | | | |
| 623110 | Nursing care facilities | 4 739 | 28 412 | 117 630 | 38 | 2 | 3 | 2 | 3 | 8 | 17 | 3 | — | — | | | | | | | | | | |
| 6232 | Residential mental retardation, health facil | 675 | 3 387 | 15 460 | 42 | 7 | 12 | 14 | 5 | 4 | — | — | — | — | | | | | | | | | | |
| 62321 | Residential mental retardation facilities | 352 | 1 575 | 6 913 | 29 | 4 | 10 | 11 | 3 | 1 | — | — | — | — | | | | | | | | | | |
| 623210 | Residential mental retardation facilities | 352 | 1 575 | 6 913 | 29 | 4 | 10 | 11 | 3 | 1 | — | — | — | — | | | | | | | | | | |
| 62322 | Residential mental health, subst abuse facil | 323 | 1 812 | 8 547 | 13 | 3 | 2 | 3 | 2 | 3 | — | — | — | — | | | | | | | | | | |
| 623220 | Residential mental health, subst abuse facil | 323 | 1 812 | 8 547 | 13 | 3 | 2 | 3 | 2 | 3 | — | — | — | — | | | | | | | | | | |
| 6233 | Community care facilities for the elderly | 1 331 | 6 698 | 28 080 | 41 | 14 | 9 | 3 | 6 | 6 | 3 | — | — | — | | | | | | | | | | |
| 62331 | Community care facilities for the elderly | 1 331 | 6 698 | 28 080 | 41 | 14 | 9 | 3 | 6 | 6 | 3 | — | — | — | | | | | | | | | | |
| 623311 | Continuing care retirement communities | 899 | 4 888 | 20 382 | 11 | 1 | 1 | — | 4 | 2 | 3 | — | — | — | | | | | | | | | | |
| 623312 | Homes for the elderly | 432 | 1 810 | 7 698 | 30 | 13 | 8 | 3 | 2 | 4 | — | — | — | — | | | | | | | | | | |
| 6239 | Other residential care facilities | 642 | 3 962 | 17 268 | 17 | 3 | 4 | 3 | 3 | 3 | 1 | — | — | — | | | | | | | | | | |
| 62399 | Other residential care facilities | 642 | 3 962 | 17 268 | 17 | 3 | 4 | 3 | 3 | 3 | 1 | — | — | — | | | | | | | | | | |
| 623990 | Other residential care facilities | 642 | 3 962 | 17 268 | 17 | 3 | 4 | 3 | 3 | 3 | 1 | — | — | — | | | | | | | | | | |
| 624 | Social assistance | 8 786 | 39 365 | 169 874 | 415 | 130 | 98 | 79 | 79 | 15 | 10 | 2 | 2 | — | | | | | | | | | | |
| 6241 | Individual & family services | 3 061 | 15 934 | 68 156 | 137 | 52 | 28 | 21 | 25 | 5 | 4 | 1 | 1 | — | | | | | | | | | | |
| 62411 | Child & youth services | 483 | 2 845 | 11 885 | 32 | 15 | 6 | 4 | 4 | 2 | 1 | — | — | — | | | | | | | | | | |
| 624110 | Child & youth services | 483 | 2 845 | 11 885 | 32 | 15 | 6 | 4 | 4 | 2 | 1 | — | — | — | | | | | | | | | | |
| 62412 | Services for elderly & disabled persons | 492 | 2 449 | 10 376 | 33 | 10 | 7 | 9 | 6 | — | 1 | — | — | — | | | | | | | | | | |
| 624120 | Services for elderly & disabled persons | 492 | 2 449 | 10 376 | 33 | 10 | 7 | 9 | 6 | — | 1 | — | — | — | | | | | | | | | | |
| 62419 | Other individual & family services | 2 086 | 10 640 | 45 895 | 72 | | | | | | | | | | | | | | | | | | | |

Table 6. Counties—Employees, Payroll, and Establishments by Industry: 2001—Con.

[Excludes most government employees, railroad employees, and self-employed persons. Size class 1 to 4 includes establishments with payroll, but no employees, during mid-March pay period. (D) denotes figures withheld to avoid disclosing data for individual companies; the data are included in broader industry totals. Detailed industries with 100 or more employees are shown if industry was not a (D). For explanation of terms, abbreviations, and data reliability/comparability, see introductory text]

| NAICS code | Industry | Number of employees for week including March 12 | Payroll (\$1,000) | | Total number of establishments | Number of establishments by employment-size class | | | | | | | | | |
|-------------------|--|---|-------------------|----------------|--------------------------------|---|------------|------------|------------|-----------|------------|------------|------------|---------------|--|
| | | | First quarter | Annual | | 1 to 4 | 5 to 9 | 10 to 19 | 20 to 49 | 50 to 99 | 100 to 249 | 250 to 499 | 500 to 999 | 1,000 or more | |
| ESSEX—Con. | | | | | | | | | | | | | | | |
| 62 | Health care and social assistance—Con. | | | | | | | | | | | | | | |
| | Social assistance—Con. | | | | | | | | | | | | | | |
| 624 | Child day care services | 3 893 | 17 052 | 73 652 | 241 | 63 | 64 | 53 | 48 | 8 | 5 | — | — | — | |
| 6244 | Child day care services | 3 893 | 17 052 | 73 652 | 241 | 63 | 64 | 53 | 48 | 8 | 5 | — | — | — | |
| 624410 | Child day care services | 3 893 | 17 052 | 73 652 | 241 | 63 | 64 | 53 | 48 | 8 | 5 | — | — | — | |
| 71 | Arts, entertainment & recreation | 3 885 | 20 724 | 99 025 | 201 | 107 | 39 | 13 | 21 | 13 | 5 | 3 | — | — | |
| 711 | Performing arts, spectator sports & related industries | 1 131 | 9 694 | 44 094 | 103 | 75 | 15 | 3 | 6 | — | 3 | 1 | — | — | |
| 7111 | Performing arts companies | 509 | 4 162 | 18 126 | 37 | 22 | 10 | — | 3 | — | 2 | — | — | — | |
| 71111 | Theater companies & dinner theaters | 283 | 2 067 | 9 546 | 13 | 9 | 1 | — | 2 | — | 1 | — | — | — | |
| 711110 | Theater companies & dinner theaters | 283 | 2 067 | 9 546 | 13 | 9 | 1 | — | 2 | — | 1 | — | — | — | |
| 71113 | Musical groups & artists | 171 | 1 929 | 7 902 | 20 | 11 | 8 | — | — | — | — | — | — | — | |
| 711130 | Musical groups & artists | 171 | 1 929 | 7 902 | 20 | 11 | 8 | — | — | — | — | — | — | — | |
| 7113 | Promoters of entertainment events | (E) | (D) | (D) | 9 | 4 | 2 | 1 | — | — | 1 | 1 | — | — | |
| 71131 | Promoters of entertainment events with facility | (E) | (D) | (D) | 2 | 1 | — | — | — | — | — | 1 | — | — | |
| 71132 | Promoters of entertainment events without facility | 151 | 1 894 | 8 758 | 7 | 3 | 2 | 1 | — | — | 1 | — | — | — | |
| 711320 | Promoters of entertainment events without facility | 151 | 1 894 | 8 758 | 7 | 3 | 2 | 1 | — | — | 1 | — | — | — | |
| 712 | Museums, historical sites & like institutions | 483 | 2 209 | 9 679 | 10 | 4 | 3 | — | 1 | 1 | — | 1 | — | — | |
| 7121 | Museums, historical sites & like institutions | 483 | 2 209 | 9 679 | 10 | 4 | 3 | — | 1 | 1 | — | 1 | — | — | |
| 71211 | Museums | 471 | 2 137 | 9 338 | 6 | 1 | 2 | — | 1 | 1 | — | 1 | — | — | |
| 712110 | Museums | 471 | 2 137 | 9 338 | 6 | 1 | 2 | — | 1 | 1 | — | 1 | — | — | |
| 713 | Amusement, gambling & recreation industries | 2 271 | 8 821 | 45 252 | 88 | 28 | 21 | 10 | 14 | 12 | 2 | 1 | — | — | |
| 7139 | Other amusement & recreation industries | 2 214 | 8 647 | 44 666 | 82 | 25 | 19 | 10 | 13 | 12 | 2 | 1 | — | — | |
| 71391 | Golf courses & country clubs | 643 | 4 064 | 23 558 | 15 | 2 | 2 | — | 5 | 6 | — | — | — | — | |
| 713910 | Golf courses & country clubs | 643 | 4 064 | 23 558 | 15 | 2 | 2 | — | 5 | 6 | — | — | — | — | |
| 71394 | Fitness & recreational sports centers | 1 466 | 4 182 | 18 367 | 52 | 15 | 12 | 9 | 7 | 6 | 2 | 1 | — | — | |
| 713940 | Fitness & recreational sports centers | 1 466 | 4 182 | 18 367 | 52 | 15 | 12 | 9 | 7 | 6 | 2 | 1 | — | — | |
| 72 | Accommodation & food services | 17 130 | 64 882 | 269 820 | 1 285 | 699 | 211 | 160 | 148 | 45 | 16 | 6 | — | — | |
| 721 | Accommodation | 2 675 | 13 977 | 54 709 | 47 | 12 | 5 | 7 | 8 | 9 | 3 | 3 | — | — | |
| 7211 | Traveler accommodation | (H) | (D) | (D) | 34 | 4 | 5 | 4 | 6 | 9 | 3 | 3 | — | — | |
| 72111 | Hotels (exc casino hotels) & motels | 2 551 | 13 307 | 52 149 | 33 | 4 | 5 | 3 | 6 | 9 | 3 | 3 | — | — | |
| 721110 | Hotels (exc casino hotels) & motels | 2 551 | 13 307 | 52 149 | 33 | 4 | 5 | 3 | 6 | 9 | 3 | 3 | — | — | |
| 722 | Food services & drinking places | 14 455 | 50 905 | 215 111 | 1 238 | 687 | 206 | 153 | 140 | 36 | 13 | 3 | — | — | |
| 7221 | Full-service restaurants | 5 478 | 19 726 | 84 920 | 390 | 162 | 82 | 70 | 49 | 23 | 3 | 1 | — | — | |
| 72211 | Full-service restaurants | 5 478 | 19 726 | 84 920 | 390 | 162 | 82 | 70 | 49 | 23 | 3 | 1 | — | — | |
| 722110 | Full-service restaurants | 5 478 | 19 726 | 84 920 | 390 | 162 | 82 | 70 | 49 | 23 | 3 | 1 | — | — | |
| 7222 | Limited-service eating places | 4 753 | 13 532 | 56 239 | 566 | 351 | 86 | 56 | 64 | 7 | 2 | — | — | — | |
| 72221 | Limited-service eating places | 4 753 | 13 532 | 56 239 | 566 | 351 | 86 | 56 | 64 | 7 | 2 | — | — | — | |
| 722211 | Limited-service restaurants | 3 772 | 10 265 | 42 391 | 417 | 262 | 56 | 37 | 54 | 6 | 2 | — | — | — | |
| 722213 | Snack & nonalcoholic beverage bars | 949 | 3 081 | 13 080 | 140 | 81 | 30 | 18 | 10 | 1 | — | — | — | — | |
| 7223 | Special food services | 3 537 | 15 633 | 64 999 | 112 | 41 | 15 | 21 | 19 | 6 | 8 | 2 | — | — | |
| 72231 | Food service contractors | 2 839 | 12 497 | 50 680 | 68 | 20 | 10 | 12 | 14 | 3 | 7 | 2 | — | — | |
| 722310 | Food service contractors | 2 839 | 12 497 | 50 680 | 68 | 20 | 10 | 12 | 14 | 3 | 7 | 2 | — | — | |
| 72232 | Caterers | 530 | 2 279 | 10 966 | 35 | 16 | 4 | 8 | 4 | 3 | — | — | — | — | |
| 722320 | Caterers | 530 | 2 279 | 10 966 | 35 | 16 | 4 | 8 | 4 | 3 | — | — | — | — | |
| 72233 | Mobile food services | 168 | 857 | 3 353 | 9 | 5 | 1 | 1 | 1 | — | 1 | — | — | — | |
| 722330 | Mobile food services | 168 | 857 | 3 353 | 9 | 5 | 1 | 1 | 1 | — | 1 | — | — | — | |
| 7224 | Drinking places (alcoholic beverages) | 687 | 2 014 | 8 953 | 170 | 133 | 23 | 6 | 8 | — | — | — | — | — | |
| 72241 | Drinking places (alcoholic beverages) | 687 | 2 014 | 8 953 | 170 | 133 | 23 | 6 | 8 | — | — | — | — | — | |
| 722410 | Drinking places (alcoholic beverages) | 687 | 2 014 | 8 953 | 170 | 133 | 23 | 6 | 8 | — | — | — | — | — | |
| 81 | Other services (except public administration) | 16 548 | 103 654 | 437 007 | 2 061 | 1 387 | 343 | 184 | 99 | 36 | 6 | 3 | 3 | — | |
| 811 | Repair & maintenance | 4 722 | 45 204 | 187 033 | 614 | 431 | 112 | 44 | 18 | 6 | 1 | — | 2 | — | |
| 8111 | Automotive repair & maintenance | 2 633 | 17 613 | 73 707 | 457 | 330 | 86 | 35 | 5 | — | — | — | 1 | — | |
| 81111 | Automotive mechanical & electrical R&M | 755 | 5 003 | 21 675 | 251 | 207 | 34 | 9 | 1 | — | — | — | — | — | |
| 811111 | General automotive repair | 588 | 3 768 | 16 475 | 213 | 183 | 23 | 6 | 1 | — | — | — | — | — | |
| 81112 | Automotive body, paint, interior & glass repair | 773 | 6 263 | 25 407 | 136 | 74 | 38 | 21 | 3 | — | — | — | — | — | |
| 811121 | Automotive body, paint & interior R&M | 703 | 5 598 | 22 642 | 128 | 70 | 36 | 20 | 2 | — | — | — | — | — | |
| 81119 | Other automotive R&M | 1 105 | 6 347 | 26 625 | 70 | 49 | 14 | 5 | 1 | — | — | — | 1 | — | |
| 811192 | Car washes | 1 031 | 6 014 | 24 998 | 46 | 32 | 8 | 4 | 1 | — | — | — | 1 | — | |
| 8112 | Electronic & precision equipment R&M | 1 107 | 17 459 | 70 787 | 36 | 21 | 4 | 3 | 5 | 2 | — | — | 1 | — | |
| 81121 | Electronic & precision equipment R&M | 1 107 | 17 459 | 70 787 | 36 | 21 | 4 | 3 | 5 | 2 | — | — | 1 | — | |
| 811212 | Computer & office machine R&M | 260 | 2 427 | 10 057 | 15 | 9 | 1 | — | 3 | 2 | — | — | — | — | |
| 8113 | Commercial equipment (exc auto & elec) R&M | 537 | 6 759 | 28 899 | 48 | 28 | 8 | 3 | 6 | 3 | — | — | — | — | |
| 81131 | Commercial equipment (exc auto & elec) R&M | 537 | 6 759 | 28 899 | 48 | 28 | 8 | 3 | 6 | 3 | — | — | — | — | |
| 811310 | Commercial equipment (exc auto & elec) R&M | 537 | 6 759 | 28 899 | 48 | 28 | 8 | 3 | 6 | 3 | — | — | — | — | |
| 8114 | Personal & household goods R&M | 445 | 3 373 | 13 640 | 73 | 52 | 14 | 3 | 2 | 1 | 1 | — | — | — | |
| 81141 | Home, garden equipment & appliance R&M | 185 | 1 746 | 7 178 | 27 | 16 | 8 | 1 | 1 | 1 | — | — | — | — | |
| 811412 | Appliance repair & maintenance | 164 | 1 628 | 6 719 | 22 | 13 | 6 | 1 | 1 | 1 | — | — | — | — | |
| 81142 | Reupholstery & furniture repair | 138 | 866 | 3 216 | 13 | 11 | — | 1 | — | — | — | — | — | — | |
| 811420 | Reupholstery & furniture repair | 138 | 866 | 3 216 | 13 | 11 | — | 1 | — | — | — | — | — | — | |
| 81149 | Other personal & household goods R&M | 116 | 751 | 3 203 | 29 | 21 | 6 | 1 | 1 | — | — | — | — | — | |
| 811490 | Other personal & household goods R&M | 116 | 751 | 3 203 | 29 | 21 | 6 | 1 | 1 | — | — | — | — | — | |

See footnotes at end of table.

Table 6. Counties—Employees, Payroll, and Establishments by Industry: 2001—Con.

[Excludes most government employees, railroad employees, and self-employed persons. Size class 1 to 4 includes establishments with payroll, but no employees, during mid-March pay period. (D) denotes figures withheld to avoid disclosing data for individual companies; the data are included in broader industry totals. Detailed industries with 100 or more employees are shown if industry was not a (D). For explanation of terms, abbreviations, and data reliability/comparability, see introductory text]

| NAICS code | Industry | Number of employees for week including March 12 | Payroll (\$1,000) | | Total number of establishments | Number of establishments by employment-size class | | | | | | | | |
|-------------------|---|---|-------------------|------------------|--------------------------------|---|--------------|------------|------------|------------|------------|------------|------------|---------------|
| | | | First quarter | Annual | | 1 to 4 | 5 to 9 | 10 to 19 | 20 to 49 | 50 to 99 | 100 to 249 | 250 to 499 | 500 to 999 | 1,000 or more |
| ESSEX—Con. | | | | | | | | | | | | | | |
| 81 | Other services (except public administration)—Con. | | | | | | | | | | | | | |
| 812 | Personal & laundry services | 5 267 | 23 903 | 108 335 | 821 | 618 | 103 | 65 | 19 | 11 | 3 | 1 | 1 | — |
| 8121 | Personal care services | 2 121 | 7 737 | 39 788 | 433 | 346 | 52 | 24 | 8 | 2 | — | — | 1 | — |
| 81211 | Hair, nail & skin care services | 1 504 | 6 048 | 26 328 | 405 | 325 | 45 | 22 | 8 | 2 | — | — | — | — |
| 812112 | Beauty salons | 1 337 | 5 581 | 24 104 | 303 | 230 | 41 | 22 | 8 | 2 | — | — | — | — |
| 812113 | Nail salons | 133 | 337 | 1 613 | 77 | 71 | 6 | — | — | — | — | — | — | — |
| 81219 | Other personal care services | 617 | 1 689 | 13 460 | 28 | 21 | 4 | 2 | — | — | — | — | 1 | — |
| 812191 | Diet & weight reducing centers | 583 | 1 578 | 12 780 | 9 | 4 | 3 | — | — | — | — | — | 1 | — |
| 8122 | Death care services | 436 | 3 288 | 13 902 | 56 | 27 | 13 | 2 | 1 | — | — | — | — | — |
| 81221 | Funeral homes | 337 | 2 300 | 10 337 | 42 | 22 | 8 | 9 | 2 | 1 | — | — | — | — |
| 812210 | Funeral homes | 337 | 2 300 | 10 337 | 42 | 22 | 8 | 9 | 2 | 1 | — | — | — | — |
| 8123 | Drycleaning & laundry services | 1 164 | 6 258 | 26 446 | 206 | 166 | 20 | 10 | 5 | 4 | 1 | — | — | — |
| 81231 | Coin-operated laundries & drycleaners | 332 | 1 691 | 7 095 | 86 | 73 | 8 | 2 | 2 | 1 | — | — | — | — |
| 812310 | Coin-operated laundries & drycleaners | 332 | 1 691 | 7 095 | 86 | 73 | 8 | 2 | 2 | 1 | — | — | — | — |
| 81232 | Drycleaning & laundry services (exc coin-op) | 362 | 1 647 | 6 870 | 110 | 91 | 12 | 5 | 2 | — | — | — | — | — |
| 812320 | Drycleaning & laundry services (exc coin-op) | 362 | 1 647 | 6 870 | 110 | 91 | 12 | 5 | 2 | — | — | — | — | — |
| 81233 | Linen & uniform supply | 470 | 2 920 | 12 481 | 10 | 2 | — | 3 | 1 | 3 | 1 | — | — | — |
| 8129 | Other personal services | 1 546 | 6 620 | 28 199 | 126 | 79 | 18 | 18 | 4 | 4 | 2 | 1 | — | — |
| 81293 | Parking lots & garages | 1 058 | 4 723 | 19 066 | 53 | 22 | 13 | 9 | 3 | 4 | 1 | 1 | — | — |
| 812930 | Parking lots & garages | 1 058 | 4 723 | 19 066 | 53 | 22 | 13 | 9 | 3 | 4 | 1 | 1 | — | — |
| 81299 | All other personal services | 398 | 1 471 | 7 361 | 43 | 32 | 2 | 7 | 1 | — | 1 | — | — | — |
| 812990 | All other personal services | 398 | 1 471 | 7 361 | 43 | 32 | 2 | 7 | 1 | — | 1 | — | — | — |
| 813 | Religious, grantmaking, civic, prof & like organizations | 6 559 | 34 547 | 141 639 | 626 | 338 | 128 | 75 | 62 | 19 | 2 | 2 | — | — |
| 8131 | Religious organizations | 4 299 | 18 100 | 73 049 | 337 | 163 | 74 | 47 | 37 | 12 | 2 | 2 | — | — |
| 81311 | Religious organizations | 4 299 | 18 100 | 73 049 | 337 | 163 | 74 | 47 | 37 | 12 | 2 | 2 | — | — |
| 813110 | Religious organizations | 4 299 | 18 100 | 73 049 | 337 | 163 | 74 | 47 | 37 | 12 | 2 | 2 | — | — |
| 8132 | Grantmaking & giving services | 395 | 3 485 | 15 735 | 47 | 28 | 7 | 6 | 5 | 1 | — | — | — | — |
| 81321 | Grantmaking & giving services | 395 | 3 485 | 15 735 | 47 | 28 | 7 | 6 | 5 | 1 | — | — | — | — |
| 813211 | Grantmaking foundations | 117 | 1 256 | 5 235 | 24 | 17 | 4 | 2 | 1 | — | — | — | — | — |
| 813212 | Voluntary health organizations | 183 | 1 586 | 7 913 | 12 | 4 | 1 | 4 | 2 | 1 | — | — | — | — |
| 8133 | Social advocacy organizations | 403 | 1 978 | 8 073 | 24 | 7 | 7 | 4 | 2 | 4 | — | — | — | — |
| 81331 | Social advocacy organizations | 403 | 1 978 | 8 073 | 24 | 7 | 7 | 4 | 2 | 4 | — | — | — | — |
| 813311 | Human rights organizations | 124 | 771 | 3 284 | 9 | 3 | 3 | 1 | 1 | 1 | — | — | — | — |
| 813312 | Environment & wildlife organizations | 127 | 713 | 2 998 | 7 | 1 | 1 | 3 | 1 | 1 | — | — | — | — |
| 813319 | Other social advocacy organizations | 152 | 494 | 1 791 | 8 | 3 | 3 | — | — | 2 | — | — | — | — |
| 8134 | Civic & social organizations | 390 | 1 795 | 7 702 | 43 | 25 | 9 | 4 | 4 | 1 | — | — | — | — |
| 81341 | Civic & social organizations | 390 | 1 795 | 7 702 | 43 | 25 | 9 | 4 | 4 | 1 | — | — | — | — |
| 813410 | Civic & social organizations | 390 | 1 795 | 7 702 | 43 | 25 | 9 | 4 | 4 | 1 | — | — | — | — |
| 8139 | Business, labor, political, like organizations | 1 072 | 9 189 | 37 080 | 175 | 115 | 31 | 14 | 14 | 1 | — | — | — | — |
| 81392 | Professional organizations | 211 | 2 153 | 8 880 | 29 | 19 | 6 | 2 | 1 | 1 | — | — | — | — |
| 813920 | Professional organizations | 211 | 2 153 | 8 880 | 29 | 19 | 6 | 2 | 1 | 1 | — | — | — | — |
| 81393 | Labor unions & similar labor organizations | 490 | 4 177 | 17 436 | 61 | 29 | 15 | 10 | 7 | — | — | — | — | — |
| 813930 | Labor unions & similar labor organizations | 490 | 4 177 | 17 436 | 61 | 29 | 15 | 10 | 7 | — | — | — | — | — |
| 81399 | Oth similar organizations (exc business, prof, labor, pol) | 255 | 1 198 | 4 757 | 53 | 42 | 5 | 1 | 5 | — | — | — | — | — |
| 813990 | Oth similar organizations (exc business, prof, labor, pol) | 255 | 1 198 | 4 757 | 53 | 42 | 5 | 1 | 5 | — | — | — | — | — |
| 95 | Auxiliaries (exc corporate, subsidiary & regional mgt) | 676 | 9 632 | 37 582 | 22 | 5 | 1 | 6 | 7 | 2 | 1 | — | — | — |
| 99 | Unclassified establishments | (E) | (D) | (D) | 241 | 230 | 10 | 1 | — | — | — | — | — | — |
| GLOUCESTER | | | | | | | | | | | | | | |
| | Total | 79 874 | 608 790 | 2 528 146 | 5 742 | 3 139 | 1 034 | 718 | 528 | 181 | 106 | 30 | 5 | 1 |
| 11 | Forestry, fishing, hunting, and agriculture support | (B) | (D) | (D) | 5 | 3 | 1 | 1 | — | — | — | — | — | — |
| 21 | Mining | (A) | (D) | (D) | 3 | 1 | 2 | — | — | — | — | — | — | — |
| 22 | Utilities | 192 | 2 798 | 11 915 | 9 | 4 | 1 | 2 | — | 2 | — | — | — | — |
| 221 | Utilities | 192 | 2 798 | 11 915 | 9 | 4 | 1 | 2 | — | 2 | — | — | — | — |
| 23 | Construction | 6 286 | 60 687 | 284 988 | 784 | 519 | 125 | 68 | 51 | 15 | 4 | 2 | — | — |
| 233 | Building, developing & general contracting | 1 057 | 9 674 | 46 444 | 205 | 146 | 29 | 18 | 10 | 2 | — | — | — | — |
| 2332 | Residential building construction | 506 | 3 384 | 15 912 | 149 | 123 | 12 | 12 | 2 | — | — | — | — | — |
| 23321 | Single-family housing construction | 480 | 3 209 | 15 153 | 142 | 117 | 11 | 11 | 2 | — | — | — | — | — |
| 233210 | Single-family housing construction | 480 | 3 209 | 15 153 | 142 | 117 | 11 | 11 | 2 | — | — | — | — | — |
| 2333 | Nonresidential building construction | 506 | 5 913 | 27 655 | 47 | 17 | 15 | 5 | 8 | 2 | — | — | — | — |
| 23331 | Mfg & industrial building construction | 156 | 1 856 | 10 226 | 10 | 4 | 2 | — | 3 | 1 | — | — | — | — |
| 233310 | Mfg & industrial building construction | 156 | 1 856 | 10 226 | 10 | 4 | 2 | — | 3 | 1 | — | — | — | — |
| 23332 | Commercial & institutional bldg construction | 350 | 4 057 | 17 429 | 37 | 13 | 13 | 5 | 5 | 1 | — | — | — | — |
| 233320 | Commercial & institutional bldg construction | 350 | 4 057 | 17 429 | 37 | 13 | 13 | 5 | 5 | 1 | — | — | — | — |
| 234 | Heavy construction | 647 | 7 516 | 38 546 | 30 | 15 | 3 | 8 | 3 | — | — | 1 | — | — |
| 2349 | Other heavy construction | 603 | 7 138 | 36 237 | 24 | 11 | 3 | 7 | 2 | — | — | 1 | — | — |
| 23499 | All other heavy construction | 531 | 6 242 | 32 891 | 18 | 9 | 1 | 6 | 1 | — | — | — | — | — |
| 234990 | All other heavy construction | 531 | 6 242 | 32 891 | 18 | 9 | 1 | 6 | 1 | — | — | 1 | — | — |

See footnotes at end of table.

Table 6. Counties—Employees, Payroll, and Establishments by Industry: 2001—Con.

[Excludes most government employees, railroad employees, and self-employed persons. Size class 1 to 4 includes establishments with payroll, but no employees, during mid-March pay period. (D) denotes figures withheld to avoid disclosing data for individual companies; the data are included in broader industry totals. Detailed industries with 100 or more employees are shown if industry was not a (D). For explanation of terms, abbreviations, and data reliability/comparability, see introductory text]

| NAICS code | Industry | Number of employees for week including March 12 | Payroll (\$1,000) | | Total number of establishments | Number of establishments by employment-size class | | | | | | | | |
|-----------------------------|--|---|-------------------|----------------|--------------------------------|---|-----------|-----------|-----------|-----------|------------|------------|------------|---------------|
| | | | First quarter | Annual | | 1 to 4 | 5 to 9 | 10 to 19 | 20 to 49 | 50 to 99 | 100 to 249 | 250 to 499 | 500 to 999 | 1,000 or more |
| GLOUCESTER—Con. | | | | | | | | | | | | | | |
| 23 Construction—Con. | | | | | | | | | | | | | | |
| 235 | Special trade contractors | 4 582 | 43 497 | 199 998 | 549 | 358 | 93 | 42 | 38 | 13 | 4 | 1 | — | — |
| 2351 | Plumbing, heating & AC contractor | 1 118 | 11 733 | 50 783 | 107 | 64 | 15 | 9 | 14 | 4 | 1 | — | — | — |
| 23511 | Plumbing, heating & AC contractor | 1 118 | 11 733 | 50 783 | 107 | 64 | 15 | 9 | 14 | 4 | 1 | — | — | — |
| 235110 | Plumbing, heating & AC contractor | 1 118 | 11 733 | 50 783 | 107 | 64 | 15 | 9 | 14 | 4 | 1 | — | — | — |
| 2352 | Painting & wall covering contractors | 276 | 1 770 | 10 457 | 49 | 35 | 8 | 1 | 4 | 1 | — | — | — | — |
| 23521 | Painting & wall covering contractors | 276 | 1 770 | 10 457 | 49 | 35 | 8 | 1 | 4 | 1 | — | — | — | — |
| 235210 | Painting & wall covering contractors | 276 | 1 770 | 10 457 | 49 | 35 | 8 | 1 | 4 | 1 | — | — | — | — |
| 2353 | Electrical contractors | 735 | 8 216 | 35 403 | 78 | 46 | 15 | 10 | 5 | 1 | 1 | — | — | — |
| 23531 | Electrical contractors | 735 | 8 216 | 35 403 | 78 | 46 | 15 | 10 | 5 | 1 | 1 | — | — | — |
| 235310 | Electrical contractors | 735 | 8 216 | 35 403 | 78 | 46 | 15 | 10 | 5 | 1 | 1 | — | — | — |
| 2354 | Masonry, drywall, insulation, tile contractors | 568 | 4 961 | 24 182 | 59 | 30 | 12 | 8 | 7 | 2 | — | — | — | — |
| 23541 | Masonry & stone contractors | 252 | 2 472 | 13 238 | 29 | 20 | 4 | 2 | 1 | 2 | — | — | — | — |
| 235410 | Masonry & stone contractors | 252 | 2 472 | 13 238 | 29 | 20 | 4 | 2 | 1 | 2 | — | — | — | — |
| 23542 | Drywall, acoustical & insulation contractors | 277 | 2 180 | 9 345 | 21 | 6 | 3 | 6 | 6 | — | — | — | — | — |
| 235420 | Drywall, acoustical & insulation contractors | 277 | 2 180 | 9 345 | 21 | 6 | 3 | 6 | 6 | — | — | — | — | — |
| 2355 | Carpentry & floor contractors | 298 | 1 764 | 9 009 | 78 | 63 | 12 | 1 | 1 | 1 | — | — | — | — |
| 23551 | Carpentry contractors | 250 | 1 553 | 7 969 | 59 | 49 | 7 | 1 | 1 | 1 | — | — | — | — |
| 235510 | Carpentry contractors | 250 | 1 553 | 7 969 | 59 | 49 | 7 | 1 | 1 | 1 | — | — | — | — |
| 2356 | Roofing, siding, & sheet metal contractors | 362 | 1 973 | 9 707 | 47 | 34 | 5 | 5 | 1 | 1 | 1 | — | — | — |
| 23561 | Roofing, siding, & sheet metal contractors | 362 | 1 973 | 9 707 | 47 | 34 | 5 | 5 | 1 | 1 | 1 | — | — | — |
| 235610 | Roofing, siding, & sheet metal contractors | 362 | 1 973 | 9 707 | 47 | 34 | 5 | 5 | 1 | 1 | 1 | — | — | — |
| 2357 | Concrete contractors | 324 | 2 069 | 12 344 | 45 | 30 | 8 | 3 | 3 | — | 1 | — | — | — |
| 23571 | Concrete contractors | 324 | 2 069 | 12 344 | 45 | 30 | 8 | 3 | 3 | — | 1 | — | — | — |
| 235710 | Concrete contractors | 324 | 2 069 | 12 344 | 45 | 30 | 8 | 3 | 3 | — | 1 | — | — | — |
| 2359 | Other special trade contractors | 832 | 9 955 | 43 849 | 79 | 50 | 18 | 5 | 3 | 2 | — | 1 | — | — |
| 23591 | Structural steel erection contractors | 430 | 5 645 | 25 511 | 10 | 5 | 2 | 1 | — | 1 | — | 1 | — | — |
| 235910 | Structural steel erection contractors | 430 | 5 645 | 25 511 | 10 | 5 | 2 | 1 | — | 1 | — | 1 | — | — |
| 23593 | Excavation contractors | 203 | 2 460 | 10 777 | 29 | 20 | 7 | — | 1 | 1 | — | — | — | — |
| 235930 | Excavation contractors | 203 | 2 460 | 10 777 | 29 | 20 | 7 | — | 1 | 1 | — | — | — | — |
| 23599 | All other special trade contractors | 170 | 1 492 | 6 788 | 34 | 21 | 8 | 3 | 2 | — | — | — | — | — |
| 235990 | All other special trade contractors | 170 | 1 492 | 6 788 | 34 | 21 | 8 | 3 | 2 | — | — | — | — | — |
| 31-33 | Manufacturing | 10 580 | 127 880 | 489 752 | 279 | 97 | 38 | 30 | 53 | 32 | 21 | 6 | 2 | — |
| 311 | Food mfg | 814 | 6 589 | 26 686 | 22 | 5 | 4 | 1 | 7 | 4 | — | 1 | — | — |
| 3113 | Sugar & confectionery product mfg | (C) | (D) | (D) | 5 | — | 2 | 1 | 1 | — | — | — | — | — |
| 31132 | Choc & confectionery mfg from cacao beans | (C) | (D) | (D) | 3 | — | — | 1 | 1 | — | — | — | — | — |
| 3116 | Animal slaughtering & processing | 448 | 3 299 | 12 511 | 7 | 2 | — | — | 3 | 1 | — | 1 | — | — |
| 31161 | Animal slaughtering & processing | 448 | 3 299 | 12 511 | 7 | 2 | — | — | 3 | 1 | — | 1 | — | — |
| 3118 | Bakeries & tortilla mfg | (C) | (D) | (D) | 4 | 1 | 1 | — | 1 | 1 | — | — | — | — |
| 315 | Apparel manufacturing | 199 | 815 | 4 239 | 8 | 3 | 1 | 1 | 1 | 2 | — | — | — | — |
| 321 | Wood product mfg | 281 | 2 223 | 10 033 | 6 | 2 | — | — | 2 | 1 | 1 | — | — | — |
| 3219 | Other wood product mfg | (C) | (D) | (D) | 4 | 1 | — | — | 1 | 1 | — | — | — | — |
| 32191 | Millwork | (C) | (D) | (D) | 3 | 1 | — | — | — | 1 | — | — | — | — |
| 322 | Paper mfg | (E) | (D) | (D) | 2 | — | — | — | — | — | 2 | — | — | — |
| 3222 | Converted paper product mfg | (E) | (D) | (D) | 2 | — | — | — | — | — | 2 | — | — | — |
| 32221 | Paperboard container mfg | (C) | (D) | (D) | 1 | — | — | — | — | — | 1 | — | — | — |
| 32222 | Paper bag & coated & treated paper mfg | (C) | (D) | (D) | 1 | — | — | — | — | — | 1 | — | — | — |
| 323 | Printing & related support activities | 1 179 | 9 659 | 39 227 | 48 | 24 | 10 | 1 | 9 | 1 | 2 | 1 | — | — |
| 3231 | Printing & related support activities | 1 179 | 9 659 | 39 227 | 48 | 24 | 10 | 1 | 9 | 1 | 2 | 1 | — | — |
| 32311 | Printing | 1 057 | 7 979 | 31 998 | 43 | 23 | 9 | 1 | 7 | — | 2 | 1 | — | — |
| 323110 | Commercial lithographic printing | 205 | 2 166 | 8 706 | 19 | 10 | 6 | — | 2 | — | 1 | — | — | — |
| 323113 | Commercial screen printing | 232 | 1 189 | 4 982 | 5 | 1 | 1 | — | 2 | — | 1 | — | — | — |
| 32312 | Printing support activities | 122 | 1 680 | 7 229 | 5 | 1 | 1 | — | 2 | 1 | — | — | — | — |
| 324 | Petroleum & coal products mfg | 1 197 | 25 273 | 92 552 | 6 | — | — | — | 2 | 1 | 1 | 1 | 1 | — |
| 3241 | Petroleum & coal products mfg | 1 197 | 25 273 | 92 552 | 6 | — | — | — | 2 | 1 | 1 | 1 | 1 | — |
| 32411 | Petroleum refineries | 995 | 22 589 | 80 093 | 3 | — | — | — | — | 1 | — | 1 | 1 | — |
| 324110 | Petroleum refineries | 995 | 22 589 | 80 093 | 3 | — | — | — | — | 1 | — | 1 | 1 | — |
| 32419 | Other petroleum & coal products mfg | (C) | (D) | (D) | 2 | — | — | — | 1 | — | 1 | — | — | — |
| 325 | Chemical mfg | 1 469 | 27 464 | 98 392 | 18 | 4 | — | 1 | 2 | 4 | 6 | 1 | — | — |
| 3251 | Basic chemical mfg | 770 | 15 634 | 61 515 | 7 | 1 | — | — | — | 2 | 3 | 1 | — | — |
| 32518 | Other basic inorganic chemical mfg | (C) | (D) | (D) | 1 | — | — | — | — | — | 1 | — | — | — |
| 32519 | Other basic organic chemical mfg | (F) | (D) | (D) | 5 | — | — | — | — | 2 | 2 | 1 | — | — |
| 3252 | Resin, syn rubber, artf & syn fibers, fil mfg | (C) | (D) | (D) | 1 | — | — | — | — | — | 1 | — | — | — |
| 32521 | Resin & synthetic rubber mfg | (C) | (D) | (D) | 1 | — | — | — | — | — | 1 | — | — | — |
| 3254 | Pharmaceutical & medicine mfg | 363 | 6 199 | 16 193 | 3 | — | — | — | 1 | — | 2 | — | — | — |
| 32541 | Pharmaceutical & medicine mfg | 363 | 6 199 | 16 193 | 3 | — | — | — | 1 | — | 2 | — | — | — |
| 326 | Plastics & rubber products mfg | 629 | 5 920 | 22 810 | 19 | 2 | 4 | 3 | 4 | 5 | 1 | — | — | — |
| 3261 | Plastics product mfg | (F) | (D) | (D) | 18 | 2 | 3 | 3 | 4 | 5 | 1 | — | — | — |
| 32612 | Plastics pipe, pipe fitting, & unsupported profile shape mfg | 179 | 2 248 | 7 601 | 3 | — | — | — | 1 | 2 | — | — | — | — |
| 326121 | Unsupported plastics profile shape mfg | 179 | 2 248 | 7 601 | 3 | — | — | — | 1 | 2 | — | — | — | — |
| 32619 | Other plastics product mfg | 338 | 2 756 | 11 443 | 11 | 1 | 2 | 3 | 2 | 2 | 1 | — | — | — |
| 326199 | All other plastics product mfg | 338 | 2 756 | 11 443 | 11 | 1 | 2 | 3 | 2 | 2 | 1 | — | — | — |
| 327 | Nonmetallic mineral product mfg | 310 | 4 424 | 18 691 | 10 | 1 | 1 | 2 | 4 | 2 | — | — | — | — |
| 3273 | Cement & concrete product mfg | (C) | (D) | (D) | 8 | 1 | — | 2 | 4 | 1 | — | — | — | — |
| 32732 | Ready-mix concrete mfg | (C) | (D) | (D) | 4 | — | — | 1 | 3 | — | — | — | — | — |
| 32733 | Concrete pipe, brick & block mfg | (C) | (D) | (D) | 2 | — | — | 1 | — | 1 | — | — | — | — |

See footnotes at end of table.

Table 6. Counties—Employees, Payroll, and Establishments by Industry: 2001—Con.

[Excludes most government employees, railroad employees, and self-employed persons. Size class 1 to 4 includes establishments with payroll, but no employees, during mid-March pay period. (D) denotes figures withheld to avoid disclosing data for individual companies; the data are included in broader industry totals. Detailed industries with 100 or more employees are shown if industry was not a (D). For explanation of terms, abbreviations, and data reliability/comparability, see introductory text]

| NAICS code | Industry | Number of employees for week including March 12 | Payroll (\$1,000) | | Total number of establishments | Number of establishments by employment-size class | | | | | | | | |
|---------------------------------|--|---|-------------------|----------------|--------------------------------|---|-----------|-----------|-----------|-----------|------------|------------|------------|---------------|
| | | | First quarter | Annual | | 1 to 4 | 5 to 9 | 10 to 19 | 20 to 49 | 50 to 99 | 100 to 249 | 250 to 499 | 500 to 999 | 1,000 or more |
| GLOUCESTER—Con. | | | | | | | | | | | | | | |
| 31-33 Manufacturing—Con. | | | | | | | | | | | | | | |
| 331 | Primary metal mfg | (E) | (D) | (D) | 6 | 3 | — | — | — | 1 | 2 | — | — | — |
| 3311 | Iron & steel mills & ferroalloy mfg | (C) | (D) | (D) | 4 | 2 | — | — | — | 1 | 1 | — | — | — |
| 33111 | Iron & steel mills & ferroalloy mfg | (C) | (D) | (D) | 4 | 2 | — | — | — | 1 | 1 | — | — | — |
| 3313 | Alumina & aluminum production & processing | (C) | (D) | (D) | 2 | 1 | — | — | — | — | 1 | — | — | — |
| 33131 | Alumina & aluminum production & processing | (C) | (D) | (D) | 2 | 1 | — | — | — | — | 1 | — | — | — |
| 332 | Fabricated metal product mfg | 1 395 | 13 286 | 51 474 | 47 | 16 | 5 | 8 | 8 | 7 | 2 | 1 | — | — |
| 3321 | Forging & stamping | 228 | 1 991 | 7 644 | 6 | 1 | — | 1 | 1 | 3 | — | — | — | — |
| 33211 | Forging & stamping | 228 | 1 991 | 7 644 | 6 | 1 | — | 1 | 1 | 3 | — | — | — | — |
| 3322 | Cutlery & handtool mfg | 223 | 1 608 | 6 541 | 3 | — | — | — | 1 | 1 | 1 | — | — | — |
| 33221 | Cutlery & handtool mfg | 223 | 1 608 | 6 541 | 3 | — | — | — | 1 | 1 | 1 | — | — | — |
| 332212 | Hand & edge tool mfg | 223 | 1 608 | 6 541 | 3 | — | — | — | 1 | 1 | 1 | — | — | — |
| 3323 | Architectural & structural metals mfg | 203 | 2 223 | 7 302 | 9 | 4 | — | 1 | 2 | 2 | — | — | — | — |
| 33232 | Ornamental & architectural metal prod mfg | (C) | (D) | (D) | 8 | 3 | — | 1 | 2 | 2 | — | — | — | — |
| 3325 | Hardware mfg | (C) | (D) | (D) | 2 | 1 | — | — | — | — | 1 | — | — | — |
| 33251 | Hardware mfg | (C) | (D) | (D) | 2 | 1 | — | — | — | — | 1 | — | — | — |
| 3327 | Mach shops, turn prod, screw, nut, bolt mfg | 124 | 1 144 | 5 322 | 13 | 4 | 5 | 2 | 2 | — | — | — | — | — |
| 33271 | Machine shops | (C) | (D) | (D) | 12 | 4 | 5 | 1 | 2 | — | — | — | — | — |
| 3329 | Other fabricated metal product mfg | (E) | (D) | (D) | 6 | 3 | — | 1 | — | 1 | — | 1 | — | — |
| 33299 | All other fabricated metal product mfg | (E) | (D) | (D) | 6 | 3 | — | 1 | — | 1 | — | 1 | — | — |
| 333 | Machinery mfg | 504 | 5 619 | 21 428 | 16 | 4 | 3 | 2 | 4 | 1 | 2 | — | — | — |
| 3336 | Engine, turbine & power transmsn equip mfg | 217 | 2 669 | 9 578 | 4 | — | — | — | 3 | — | 1 | — | — | — |
| 33361 | Engine, turbine & power transmsn equip mfg | 217 | 2 669 | 9 578 | 4 | — | — | — | 3 | — | 1 | — | — | — |
| 3339 | Other general purpose machinery mfg | 185 | 1 992 | 7 426 | 3 | — | 1 | — | 1 | — | 1 | — | — | — |
| 33392 | Material handling equipment mfg | (C) | (D) | (D) | 2 | — | — | — | 1 | — | 1 | — | — | — |
| 334 | Computer & electronic product mfg | 652 | 6 146 | 22 775 | 12 | 6 | 1 | 1 | 3 | — | — | — | 1 | — |
| 3346 | Mfg & reproducing magnetic & optical media | (F) | (D) | (D) | 2 | 1 | — | — | — | — | — | — | 1 | — |
| 33461 | Mfg & reproducing magnetic & optical media | (F) | (D) | (D) | 2 | 1 | — | — | — | — | — | — | 1 | — |
| 337 | Furniture & related product mfg | 162 | 1 397 | 6 239 | 12 | 5 | 3 | 2 | 1 | 1 | — | — | — | — |
| 339 | Miscellaneous mfg | 991 | 9 962 | 41 857 | 28 | 14 | 3 | 3 | 3 | 2 | 2 | 1 | — | — |
| 3391 | Medical equipment & supplies mfg | 513 | 4 109 | 18 999 | 9 | 3 | 2 | 2 | 1 | — | — | 1 | — | — |
| 33911 | Medical equipment & supplies mfg | 513 | 4 109 | 18 999 | 9 | 3 | 2 | 2 | 1 | — | — | 1 | — | — |
| 3399 | Other miscellaneous mfg | 478 | 5 853 | 22 858 | 19 | 11 | 1 | 1 | 2 | 2 | 2 | — | — | — |
| 33995 | Sign mfg | (C) | (D) | (D) | 6 | 5 | — | — | — | 1 | — | — | — | — |
| 33999 | All other misc mfg | 296 | 3 861 | 14 051 | 7 | 2 | 1 | 1 | — | 2 | 1 | — | — | — |
| 339991 | Gasket, packing & sealing device mfg | 271 | 3 678 | 13 407 | 3 | — | — | — | — | 2 | 1 | — | — | — |
| 42 | Wholesale trade | 8 485 | 84 960 | 371 916 | 374 | 189 | 75 | 41 | 31 | 17 | 15 | 5 | 1 | — |
| 421 | Wholesale trade, durable goods | 4 778 | 48 561 | 202 328 | 235 | 112 | 53 | 30 | 20 | 9 | 8 | 2 | 1 | — |
| 4211 | Motor vehicle, motor vehicle pt & supply whsle | 528 | 5 235 | 20 503 | 36 | 13 | 12 | 4 | 4 | 2 | 1 | — | — | — |
| 42111 | Automobile & other motor vehicle whsle | 271 | 3 492 | 13 281 | 11 | 4 | 3 | — | 2 | 1 | 1 | — | — | — |
| 421110 | Automobile & other motor vehicle whsle | 271 | 3 492 | 13 281 | 11 | 4 | 3 | — | 2 | 1 | 1 | — | — | — |
| 42112 | Motor vehicle supplies & new parts whsle | 195 | 1 397 | 5 790 | 12 | 3 | 3 | 3 | 2 | 1 | — | — | — | — |
| 421120 | Motor vehicle supplies & new parts whsle | 195 | 1 397 | 5 790 | 12 | 3 | 3 | 3 | 2 | 1 | — | — | — | — |
| 4212 | Furniture & home furnishing whsle | 139 | 1 053 | 4 331 | 11 | 5 | 2 | 2 | 2 | — | — | — | — | — |
| 42121 | Furniture whsle | 119 | 785 | 3 413 | 7 | 3 | — | 2 | 2 | — | — | — | — | — |
| 421210 | Furniture whsle | 119 | 785 | 3 413 | 7 | 3 | — | 2 | 2 | — | — | — | — | — |
| 4213 | Lumber & other construction materials whsle | 706 | 6 029 | 25 165 | 21 | 9 | 2 | 5 | — | 2 | 3 | — | — | — |
| 42131 | Lumber, plywood, millwork & wood panel whsle | 131 | 1 208 | 5 175 | 6 | 3 | 1 | — | — | 2 | — | — | — | — |
| 421310 | Lumber, plywood, millwork & wood panel whsle | 131 | 1 208 | 5 175 | 6 | 3 | 1 | — | — | 2 | — | — | — | — |
| 42139 | Other construction material whsle | 529 | 4 450 | 17 990 | 7 | 2 | — | 2 | — | — | 3 | — | — | — |
| 421390 | Other construction material whsle | 529 | 4 450 | 17 990 | 7 | 2 | — | 2 | — | — | 3 | — | — | — |
| 4214 | Professional & commercial equip & supp whsle | 1 708 | 17 939 | 69 428 | 28 | 13 | 6 | 1 | 3 | — | 3 | 1 | 1 | — |
| 42143 | Computer & peripheral equip & software whsle | (F) | (D) | (D) | 9 | 5 | 1 | — | — | — | 2 | 1 | — | — |
| 42149 | Oth professional equipment & supplies whsle | (F) | (D) | (D) | 2 | — | — | — | — | — | 1 | — | 1 | — |
| 4215 | Metal & mineral (except petroleum) whsle | 131 | 1 379 | 6 503 | 10 | 5 | — | 3 | 2 | — | — | — | — | — |
| 42151 | Metal service centers & offices whsle | 131 | 1 379 | 6 503 | 10 | 5 | — | 3 | 2 | — | — | — | — | — |
| 421510 | Metal service centers & offices whsle | 131 | 1 379 | 6 503 | 10 | 5 | — | 3 | 2 | — | — | — | — | — |
| 4216 | Electrical goods whsle | 116 | 1 432 | 5 537 | 19 | 9 | 7 | 2 | 1 | — | — | — | — | — |
| 4217 | Hardware, plumb & heating equip & sup whsle | 129 | 1 174 | 5 203 | 13 | 5 | 2 | 5 | 1 | — | — | — | — | — |
| 4218 | Machinery, equipment & supplies whsle | 991 | 11 151 | 50 356 | 71 | 35 | 20 | 6 | 5 | 4 | — | 1 | — | — |
| 42183 | Industrial machinery & equipment whsle | 660 | 7 682 | 34 178 | 30 | 14 | 7 | 2 | 3 | 3 | — | 1 | — | — |
| 421830 | Industrial machinery & equipment whsle | 660 | 7 682 | 34 178 | 30 | 14 | 7 | 2 | 3 | 3 | — | 1 | — | — |
| 42184 | Industrial supplies whsle | 183 | 2 374 | 11 690 | 20 | 10 | 7 | 1 | 1 | 1 | — | — | — | — |
| 421840 | Industrial supplies whsle | 183 | 2 374 | 11 690 | 20 | 10 | 7 | 1 | 1 | 1 | — | — | — | — |
| 4219 | Miscellaneous durable goods whsle | 330 | 3 169 | 15 302 | 26 | 18 | 2 | 2 | 1 | 1 | — | — | — | — |
| 42191 | Sporting & recreational goods & supply whsle | (C) | (D) | (D) | 6 | 4 | — | — | 1 | 1 | — | — | — | — |
| 42199 | Other miscellaneous durable goods whsle | (C) | (D) | (D) | 10 | 8 | — | 1 | — | — | 1 | — | — | — |

See footnotes at end of table.

Table 6. Counties—Employees, Payroll, and Establishments by Industry: 2001—Con.

[Excludes most government employees, railroad employees, and self-employed persons. Size class 1 to 4 includes establishments with payroll, but no employees, during mid-March pay period. (D) denotes figures withheld to avoid disclosing data for individual companies; the data are included in broader industry totals. Detailed industries with 100 or more employees are shown if industry was not a (D). For explanation of terms, abbreviations, and data reliability/comparability, see introductory text]

| NAICS code | Industry | Number of employees for week including March 12 | Payroll (\$1,000) | | Total number of establishments | Number of establishments by employment-size class | | | | | | | | |
|--------------------------------|---|---|-------------------|---------|--------------------------------|---|--------|----------|----------|----------|------------|------------|------------|---------------|
| | | | First quarter | Annual | | 1 to 4 | 5 to 9 | 10 to 19 | 20 to 49 | 50 to 99 | 100 to 249 | 250 to 499 | 500 to 999 | 1,000 or more |
| GLOUCESTER—Con. | | | | | | | | | | | | | | |
| 42 Wholesale trade—Con. | | | | | | | | | | | | | | |
| 422 | Wholesale trade, nondurable goods | 3 707 | 36 399 | 169 588 | 139 | 77 | 22 | 11 | 11 | 8 | 7 | 3 | — | — |
| 4221 | Paper & paper product whsle | (C) | (D) | (D) | 13 | 8 | 2 | 2 | 1 | — | — | — | — | — |
| 4222 | Drugs & druggists' sundries whsle | 351 | 2 772 | 10 881 | 5 | 2 | — | — | 1 | — | 2 | — | — | — |
| 42221 | Drugs & druggists' sundries whsle | 351 | 2 772 | 10 881 | 5 | 2 | — | — | 1 | — | 2 | — | — | — |
| 422210 | Drugs & druggists' sundries whsle | 351 | 2 772 | 10 881 | 5 | 2 | — | — | 1 | — | 2 | — | — | — |
| 4223 | Apparel, piece goods & notions whsle | 192 | 2 789 | 11 240 | 6 | 3 | — | 1 | 1 | — | 1 | — | — | — |
| 42234 | Footwear whsle | (C) | (D) | (D) | 2 | 1 | — | — | — | 1 | — | — | — | — |
| 4224 | Grocery & related product whsle | 1 993 | 19 598 | 97 912 | 63 | 32 | 10 | 5 | 5 | 6 | 3 | 2 | — | — |
| 42241 | General line grocery whsle | (F) | (D) | (D) | 5 | 1 | — | 1 | — | — | — | 2 | — | — |
| 42245 | Confectionery whsle | 240 | 2 616 | 10 580 | 6 | 2 | 1 | — | 1 | 1 | — | — | — | — |
| 422450 | Confectionery whsle | 240 | 2 616 | 10 580 | 6 | 2 | 1 | — | 1 | 1 | — | — | — | — |
| 42248 | Fresh fruit & vegetable whsle | 544 | 5 539 | 23 036 | 20 | 11 | 1 | 2 | 2 | 2 | 2 | — | — | — |
| 422480 | Fresh fruit & vegetable whsle | 544 | 5 539 | 23 036 | 20 | 11 | 1 | 2 | 2 | 2 | 2 | — | — | — |
| 42249 | Other grocery & related products whsle | 345 | 3 444 | 15 793 | 16 | 7 | 3 | 2 | 1 | 3 | — | — | — | — |
| 422490 | Other grocery & related products whsle | 345 | 3 444 | 15 793 | 16 | 7 | 3 | 2 | 1 | 3 | — | — | — | — |
| 4226 | Chemical & allied products whsle | 112 | 1 260 | 6 132 | 14 | 7 | 4 | 2 | 1 | — | — | — | — | — |
| 4227 | Petroleum & petroleum products whsle | 262 | 3 136 | 14 869 | 10 | 6 | 1 | 1 | 1 | — | 1 | — | — | — |
| 42272 | Petroleum prod whsle (exc bulk sta, terminals) | (C) | (D) | (D) | 5 | 3 | 1 | — | — | — | 1 | — | — | — |
| 4229 | Miscellaneous nondurable goods whsle | 621 | 4 968 | 20 802 | 24 | 16 | 5 | — | 1 | 1 | — | 1 | — | — |
| 42293 | Flower, nursery stock, florists' supplies whsle | (E) | (D) | (D) | 6 | 3 | 2 | — | — | — | — | 1 | — | — |
| 44-45 Retail trade | | | | | | | | | | | | | | |
| 441 | Motor vehicle & parts dealers | 1 733 | 15 539 | 67 699 | 103 | 43 | 21 | 12 | 19 | 6 | 2 | — | — | — |
| 4411 | Automobile dealers | 1 114 | 11 498 | 50 732 | 48 | 22 | 7 | 3 | 9 | 5 | 2 | — | — | — |
| 44111 | New car dealers | 996 | 10 407 | 45 226 | 24 | 5 | 1 | 3 | 8 | 5 | 2 | — | — | — |
| 441110 | New car dealers | 996 | 10 407 | 45 226 | 24 | 5 | 1 | 3 | 8 | 5 | 2 | — | — | — |
| 44112 | Used car dealers | 118 | 1 091 | 5 506 | 24 | 17 | 6 | — | 1 | — | — | — | — | — |
| 441120 | Used car dealers | 118 | 1 091 | 5 506 | 24 | 17 | 6 | — | 1 | — | — | — | — | — |
| 4412 | Other motor vehicle dealers | 156 | 1 271 | 5 727 | 12 | 6 | 1 | 2 | 3 | — | — | — | — | — |
| 4413 | Automotive parts, accessories & tire stores | 463 | 2 770 | 11 240 | 43 | 15 | 13 | 7 | 7 | 1 | — | — | — | — |
| 44131 | Automotive parts, accessories & tire stores | 353 | 1 949 | 7 905 | 26 | 8 | 7 | 4 | 6 | 1 | — | — | — | — |
| 441310 | Automotive parts, accessories & tire stores | 353 | 1 949 | 7 905 | 26 | 8 | 7 | 4 | 6 | 1 | — | — | — | — |
| 44132 | Tire dealers | 110 | 821 | 3 335 | 17 | 7 | 6 | 3 | 1 | — | — | — | — | — |
| 441320 | Tire dealers | 110 | 821 | 3 335 | 17 | 7 | 6 | 3 | 1 | — | — | — | — | — |
| 442 | Furniture & home furnishing stores | 382 | 2 303 | 10 155 | 46 | 23 | 11 | 6 | 6 | — | — | — | — | — |
| 4421 | Furniture stores | 170 | 1 353 | 5 765 | 19 | 10 | 3 | 3 | 3 | — | — | — | — | — |
| 44211 | Furniture stores | 170 | 1 353 | 5 765 | 19 | 10 | 3 | 3 | 3 | — | — | — | — | — |
| 442110 | Furniture stores | 170 | 1 353 | 5 765 | 19 | 10 | 3 | 3 | 3 | — | — | — | — | — |
| 4422 | Home furnishings stores | 212 | 950 | 4 390 | 27 | 13 | 8 | 3 | 3 | — | — | — | — | — |
| 44229 | Other home furnishings stores | 114 | 378 | 1 488 | 11 | 6 | 2 | 1 | 2 | — | — | — | — | — |
| 442299 | All other home furnishings stores | 114 | 378 | 1 488 | 11 | 6 | 2 | 1 | 2 | — | — | — | — | — |
| 443 | Electronics & appliance stores | 419 | 2 508 | 9 342 | 43 | 25 | 11 | 4 | 1 | 1 | 1 | — | — | — |
| 4431 | Electronics & appliance stores | 419 | 2 508 | 9 342 | 43 | 25 | 11 | 4 | 1 | 1 | 1 | — | — | — |
| 44311 | Appliance, TV & all other electronics stores | 352 | 2 201 | 8 210 | 27 | 15 | 7 | 2 | 1 | 1 | 1 | — | — | — |
| 443112 | Radio, television & other electronics stores | 315 | 1 624 | 6 760 | 18 | 8 | 6 | 2 | — | 1 | 1 | — | — | — |
| 444 | Bldg material & garden equip & supp dealers | 1 099 | 6 724 | 32 467 | 79 | 32 | 19 | 14 | 11 | 1 | 2 | — | — | — |
| 4441 | Building material & supplies dealers | 943 | 6 179 | 28 677 | 58 | 22 | 14 | 10 | 9 | 1 | 2 | — | — | — |
| 44411 | Home centers | (E) | (D) | (D) | 2 | — | — | — | — | — | 2 | — | — | — |
| 44413 | Hardware stores | (C) | (D) | (D) | 11 | 4 | 1 | 4 | 2 | — | — | — | — | — |
| 44419 | Other building material dealers | 383 | 3 081 | 15 468 | 35 | 13 | 9 | 6 | 6 | 1 | — | — | — | — |
| 444190 | Other building material dealers | 383 | 3 081 | 15 468 | 35 | 13 | 9 | 6 | 6 | 1 | — | — | — | — |
| 4442 | Lawn & garden equip & supplies stores | 156 | 545 | 3 790 | 21 | 10 | 5 | 4 | 2 | — | — | — | — | — |
| 44422 | Nursery & garden centers | (C) | (D) | (D) | 20 | 9 | 5 | 4 | 2 | — | — | — | — | — |
| 445 | Food & beverage stores | 3 311 | 13 224 | 55 382 | 187 | 72 | 35 | 43 | 23 | 5 | 7 | 2 | — | — |
| 4451 | Grocery stores | 2 871 | 11 921 | 49 238 | 122 | 38 | 21 | 31 | 18 | 5 | 7 | 2 | — | — |
| 44511 | Grocery (except convenience) stores | 2 064 | 9 291 | 38 061 | 53 | 23 | 4 | 7 | 6 | 4 | 7 | 2 | — | — |
| 445110 | Grocery (except convenience) stores | 2 064 | 9 291 | 38 061 | 53 | 23 | 4 | 7 | 6 | 4 | 7 | 2 | — | — |
| 44512 | Convenience stores | 807 | 2 630 | 11 177 | 69 | 15 | 17 | 24 | 12 | 1 | — | — | — | — |
| 445120 | Convenience stores | 807 | 2 630 | 11 177 | 69 | 15 | 17 | 24 | 12 | 1 | — | — | — | — |
| 4452 | Specialty food stores | 260 | 681 | 3 392 | 39 | 20 | 9 | 7 | 3 | — | — | — | — | — |
| 44529 | Other specialty food stores | (C) | (D) | (D) | 17 | 6 | 7 | 4 | — | — | — | — | — | — |
| 4453 | Beer, wine & liquor stores | 180 | 622 | 2 752 | 26 | 14 | 5 | 5 | 2 | — | — | — | — | — |
| 44531 | Beer, wine & liquor stores | 180 | 622 | 2 752 | 26 | 14 | 5 | 5 | 2 | — | — | — | — | — |
| 445310 | Beer, wine & liquor stores | 180 | 622 | 2 752 | 26 | 14 | 5 | 5 | 2 | — | — | — | — | — |
| 446 | Health & personal care stores | 973 | 4 650 | 19 687 | 70 | 28 | 9 | 11 | 21 | 1 | — | — | — | — |
| 4461 | Health & personal care stores | 973 | 4 650 | 19 687 | 70 | 28 | 9 | 11 | 21 | 1 | — | — | — | — |
| 44611 | Pharmacies & drug stores | 737 | 3 672 | 15 792 | 36 | 8 | 1 | 8 | 18 | 1 | — | — | — | — |
| 446110 | Pharmacies & drug stores | 737 | 3 672 | 15 792 | 36 | 8 | 1 | 8 | 18 | 1 | — | — | — | — |
| 44612 | Cosmetics, beauty supplies & perfume stores | 102 | 300 | 1 175 | 9 | 4 | 1 | 2 | 2 | — | — | — | — | — |
| 446120 | Cosmetics, beauty supplies & perfume stores | 102 | 300 | 1 175 | 9 | 4 | 1 | 2 | 2 | — | — | — | — | — |
| 447 | Gasoline stations | 478 | 1 796 | 7 685 | 58 | 29 | 10 | 13 | 5 | 1 | — | — | — | — |
| 4471 | Gasoline stations | 478 | 1 796 | 7 685 | 58 | 29 | 10 | 13 | 5 | 1 | — | — | — | — |
| 44711 | Gasoline stations with convenience stores | 108 | 368 | 1 466 | 12 | 4 | 2 | 6 | — | — | — | — | — | — |
| 447110 | Gasoline stations with convenience stores | 108 | 368 | 1 466 | 12 | 4 | 2 | 6 | — | — | — | — | — | — |
| 44719 | Other gasoline stations | 370 | 1 428 | 6 219 | 46 | 25 | 8 | 7 | 5 | 1 | — | — | — | — |
| 447190 | Other gasoline stations | 370 | 1 428 | 6 219 | 46 | 25 | 8 | 7 | 5 | 1 | — | — | — | — |

See footnotes at end of table.

Table 6. Counties—Employees, Payroll, and Establishments by Industry: 2001—Con.

[Excludes most government employees, railroad employees, and self-employed persons. Size class 1 to 4 includes establishments with payroll, but no employees, during mid-March pay period. (D) denotes figures withheld to avoid disclosing data for individual companies; the data are included in broader industry totals. Detailed industries with 100 or more employees are shown if industry was not a (D). For explanation of terms, abbreviations, and data reliability/comparability, see introductory text]

| NAICS code | Industry | Number of employees for week including March 12 | Payroll (\$1,000) | | Total number of establishments | Number of establishments by employment-size class | | | | | | | | | | | | | | | | | | | | |
|--------------------------------|--|---|-------------------|---------------|--------------------------------|---|-----------|-----------|-----------|----------|------------|------------|------------|---------------|---|---|---|--|--|--|--|--|--|--|--|--|
| | | | First quarter | Annual | | 1 to 4 | 5 to 9 | 10 to 19 | 20 to 49 | 50 to 99 | 100 to 249 | 250 to 499 | 500 to 999 | 1,000 or more | | | | | | | | | | | | |
| GLOUCESTER—Con. | | | | | | | | | | | | | | | | | | | | | | | | | | |
| 44-45 Retail trade—Con. | | | | | | | | | | | | | | | | | | | | | | | | | | |
| 448 | Clothing & clothing accessories stores | 1 595 | 5 092 | 22 939 | 154 | 61 | 34 | 40 | 15 | 4 | — | — | — | — | — | — | — | | | | | | | | | |
| 4481 | Clothing stores | 1 222 | 3 574 | 16 874 | 86 | 27 | 13 | 29 | 13 | 4 | — | — | — | — | — | — | — | | | | | | | | | |
| 44811 | Men's clothing stores | 136 | 500 | 1 956 | 11 | 4 | 1 | 3 | 3 | — | — | — | — | — | — | — | — | | | | | | | | | |
| 448110 | Men's clothing stores | 136 | 500 | 1 956 | 11 | 4 | 1 | 3 | 3 | — | — | — | — | — | — | — | — | | | | | | | | | |
| 44812 | Women's clothing stores | 380 | 954 | 4 096 | 33 | 8 | 6 | 16 | 3 | — | — | — | — | — | — | — | — | | | | | | | | | |
| 448120 | Women's clothing stores | 380 | 954 | 4 096 | 33 | 8 | 6 | 16 | 3 | — | — | — | — | — | — | — | — | | | | | | | | | |
| 44813 | Children's & infants' clothing stores | 136 | 397 | 1 736 | 6 | 1 | 1 | 2 | 1 | 1 | — | — | — | — | — | — | — | | | | | | | | | |
| 448130 | Children's & infants' clothing stores | 136 | 397 | 1 736 | 6 | 1 | 1 | 2 | 1 | 1 | — | — | — | — | — | — | — | | | | | | | | | |
| 44814 | Family clothing stores | 429 | 1 295 | 7 482 | 19 | 6 | — | 6 | 4 | 3 | — | — | — | — | — | — | — | | | | | | | | | |
| 448140 | Family clothing stores | 429 | 1 295 | 7 482 | 19 | 6 | — | 6 | 4 | 3 | — | — | — | — | — | — | — | | | | | | | | | |
| 44819 | Other clothing stores | (C) | (D) | (D) | 12 | 5 | 3 | 2 | 2 | — | — | — | — | — | — | — | — | | | | | | | | | |
| 4482 | Shoe stores | 237 | 772 | 3 143 | 39 | 17 | 13 | 7 | 2 | — | — | — | — | — | — | — | — | | | | | | | | | |
| 44821 | Shoe stores | 237 | 772 | 3 143 | 39 | 17 | 13 | 7 | 2 | — | — | — | — | — | — | — | — | | | | | | | | | |
| 448210 | Shoe stores | 237 | 772 | 3 143 | 39 | 17 | 13 | 7 | 2 | — | — | — | — | — | — | — | — | | | | | | | | | |
| 4483 | Jewelry, luggage & leather goods stores | 136 | 746 | 2 922 | 29 | 17 | 8 | 4 | — | — | — | — | — | — | — | — | — | | | | | | | | | |
| 44831 | Jewelry stores | 136 | 746 | 2 922 | 29 | 17 | 8 | 4 | — | — | — | — | — | — | — | — | — | | | | | | | | | |
| 448310 | Jewelry stores | 136 | 746 | 2 922 | 29 | 17 | 8 | 4 | — | — | — | — | — | — | — | — | — | | | | | | | | | |
| 451 | Sporting goods, hobby, book & music stores | 787 | 2 840 | 12 375 | 59 | 24 | 13 | 13 | 3 | 6 | — | — | — | — | — | — | — | | | | | | | | | |
| 4511 | Sporting goods, hobby, musical instrument stores | 583 | 2 242 | 9 848 | 39 | 14 | 10 | 8 | 2 | 5 | — | — | — | — | — | — | — | | | | | | | | | |
| 45111 | Sporting goods stores | 213 | 734 | 3 029 | 19 | 8 | 5 | 3 | 1 | 2 | — | — | — | — | — | — | — | | | | | | | | | |
| 451110 | Sporting goods stores | 213 | 734 | 3 029 | 19 | 8 | 5 | 3 | 1 | 2 | — | — | — | — | — | — | — | | | | | | | | | |
| 45112 | Hobby, toy & game stores | 327 | 1 400 | 6 355 | 13 | 2 | 4 | 3 | 1 | 3 | — | — | — | — | — | — | — | | | | | | | | | |
| 451120 | Hobby, toy & game stores | 327 | 1 400 | 6 355 | 13 | 2 | 4 | 3 | 1 | 3 | — | — | — | — | — | — | — | | | | | | | | | |
| 4512 | Book, periodical & music stores | 204 | 598 | 2 527 | 20 | 10 | 3 | 5 | 1 | 1 | — | — | — | — | — | — | — | | | | | | | | | |
| 45121 | Book stores & news dealers | 110 | 302 | 1 253 | 10 | 4 | 2 | 3 | — | 1 | — | — | — | — | — | — | — | | | | | | | | | |
| 452 | General merchandise stores | 2 172 | 8 919 | 38 998 | 34 | 10 | 10 | 1 | 2 | 2 | 6 | 3 | — | — | — | — | — | | | | | | | | | |
| 4521 | Department stores | 1 616 | 6 713 | 26 575 | 10 | 2 | — | — | — | 1 | 4 | 3 | — | — | — | — | — | | | | | | | | | |
| 45211 | Department stores | 1 616 | 6 713 | 26 575 | 10 | 2 | — | — | — | 1 | 4 | 3 | — | — | — | — | — | | | | | | | | | |
| 452110 | Department stores | 1 616 | 6 713 | 26 575 | 10 | 2 | — | — | — | 1 | 4 | 3 | — | — | — | — | — | | | | | | | | | |
| 4529 | Other general merchandise stores | 556 | 2 206 | 12 423 | 24 | 8 | 10 | 1 | 2 | 1 | 2 | — | — | — | — | — | — | | | | | | | | | |
| 45291 | Warehouse clubs & superstores | 394 | 1 622 | 9 303 | 4 | 1 | — | — | — | 1 | 2 | — | — | — | — | — | — | | | | | | | | | |
| 452910 | Warehouse clubs & superstores | 394 | 1 622 | 9 303 | 4 | 1 | — | — | — | 1 | 2 | — | — | — | — | — | — | | | | | | | | | |
| 45299 | All other general merchandise stores | 162 | 584 | 3 120 | 20 | 7 | 10 | 1 | 2 | — | — | — | — | — | — | — | — | | | | | | | | | |
| 452990 | All other general merchandise stores | 162 | 584 | 3 120 | 20 | 7 | 10 | 1 | 2 | — | — | — | — | — | — | — | — | | | | | | | | | |
| 453 | Miscellaneous store retailers | 811 | 2 367 | 11 644 | 107 | 59 | 22 | 14 | 12 | — | — | — | — | — | — | — | — | | | | | | | | | |
| 4531 | Florists | 130 | 317 | 1 234 | 27 | 17 | 6 | 3 | 1 | — | — | — | — | — | — | — | — | | | | | | | | | |
| 45311 | Florists | 130 | 317 | 1 234 | 27 | 17 | 6 | 3 | 1 | — | — | — | — | — | — | — | — | | | | | | | | | |
| 453110 | Florists | 130 | 317 | 1 234 | 27 | 17 | 6 | 3 | 1 | — | — | — | — | — | — | — | — | | | | | | | | | |
| 4532 | Office supplies, stationery & gift stores | 423 | 1 127 | 4 877 | 44 | 18 | 10 | 8 | 8 | — | — | — | — | — | — | — | — | | | | | | | | | |
| 45321 | Office supplies & stationery stores | 132 | 488 | 1 954 | 6 | 1 | — | — | 5 | — | — | — | — | — | — | — | — | | | | | | | | | |
| 453210 | Office supplies & stationery stores | 132 | 488 | 1 954 | 6 | 1 | — | — | 5 | — | — | — | — | — | — | — | — | | | | | | | | | |
| 45322 | Gift, novelty & souvenir stores | 291 | 639 | 2 923 | 38 | 17 | 10 | 8 | 3 | — | — | — | — | — | — | — | — | | | | | | | | | |
| 453220 | Gift, novelty & souvenir stores | 291 | 639 | 2 923 | 38 | 17 | 10 | 8 | 3 | — | — | — | — | — | — | — | — | | | | | | | | | |
| 4539 | Other miscellaneous store retailers | 223 | 770 | 4 910 | 29 | 20 | 4 | 2 | 3 | — | — | — | — | — | — | — | — | | | | | | | | | |
| 45391 | Pet & pet supplies stores | (C) | (D) | (D) | 10 | 6 | 2 | — | 2 | — | — | — | — | — | — | — | — | | | | | | | | | |
| 45399 | All other miscellaneous store retailers | 105 | 413 | 3 228 | 17 | 13 | 1 | 2 | 1 | — | — | — | — | — | — | — | — | | | | | | | | | |
| 454 | Nonstore retailers | 308 | 2 568 | 9 807 | 39 | 20 | 11 | 5 | 1 | 2 | — | — | — | — | — | — | — | | | | | | | | | |
| 4541 | Electronic shopping & mail-order houses | 130 | 1 192 | 4 261 | 7 | 4 | 1 | — | — | 2 | — | — | — | — | — | — | — | | | | | | | | | |
| 45411 | Electronic shopping & mail-order houses | 130 | 1 192 | 4 261 | 7 | 4 | 1 | — | — | 2 | — | — | — | — | — | — | — | | | | | | | | | |
| 454110 | Electronic shopping & mail-order houses | 130 | 1 192 | 4 261 | 7 | 4 | 1 | — | — | 2 | — | — | — | — | — | — | — | | | | | | | | | |
| 4543 | Direct selling establishments | 166 | 1 332 | 5 376 | 28 | 13 | 9 | 5 | 1 | — | — | — | — | — | — | — | — | | | | | | | | | |
| 45431 | Fuel dealers | 138 | 1 154 | 4 443 | 18 | 5 | 7 | 5 | 1 | — | — | — | — | — | — | — | — | | | | | | | | | |
| 454311 | Heating oil dealers | 138 | 1 154 | 4 443 | 18 | 5 | 7 | 5 | 1 | — | — | — | — | — | — | — | — | | | | | | | | | |
| 48-49 | Transportation & warehousing | 2 701 | 20 988 | 83 562 | 213 | 119 | 41 | 21 | 21 | 5 | 6 | — | — | — | — | — | — | | | | | | | | | |
| 484 | Truck transportation | 1 315 | 13 719 | 52 805 | 139 | 84 | 24 | 13 | 14 | 2 | 2 | — | — | — | — | — | — | | | | | | | | | |
| 4841 | General freight trucking | 839 | 9 879 | 35 659 | 80 | 46 | 15 | 6 | 10 | 2 | 1 | — | — | — | — | — | — | | | | | | | | | |
| 48411 | General freight trucking, local | 206 | 1 522 | 6 985 | 46 | 30 | 10 | 3 | 3 | — | — | — | — | — | — | — | — | | | | | | | | | |
| 484110 | General freight trucking, local | 206 | 1 522 | 6 985 | 46 | 30 | 10 | 3 | 3 | — | — | — | — | — | — | — | — | | | | | | | | | |
| 48412 | General freight trucking, long-distance | 633 | 8 357 | 28 674 | 34 | 16 | 5 | 3 | 7 | 2 | 1 | — | — | — | — | — | — | | | | | | | | | |
| 484121 | General freight trucking, long-distance, TL | 388 | 6 012 | 18 082 | 25 | 12 | 4 | 2 | 5 | 2 | — | — | — | — | — | — | — | | | | | | | | | |
| 484122 | General freight trucking, long-distance, LTL | 245 | 2 345 | 10 592 | 9 | 4 | 1 | 1 | 2 | — | 1 | — | — | — | — | — | — | | | | | | | | | |
| 4842 | Specialized freight trucking | 476 | 3 840 | 17 146 | 59 | 38 | 9 | 7 | 4 | — | 1 | — | — | — | — | — | — | | | | | | | | | |
| 48422 | Specialized freight (exc used) trucking, local | 161 | 1 226 | 6 347 | 27 | 20 | 4 | 1 | 2 | — | — | — | — | — | — | — | — | | | | | | | | | |
| 484220 | Specialized freight (exc used) trucking, local | 161 | 1 226 | 6 347 | 27 | 20 | 4 | 1 | 2 | — | — | — | — | — | — | — | — | | | | | | | | | |
| 48423 | Specialized freight (exc used) trucking, LDist | 265 | 2 392 | 9 751 | 22 | 12 | 3 | 4 | 2 | — | 1 | — | — | — | — | — | — | | | | | | | | | |
| 484230 | Specialized freight (exc used) trucking, LDist | 265 | 2 392 | 9 751 | 22 | 12 | 3 | 4 | 2 | — | 1 | — | — | — | — | — | — | | | | | | | | | |
| 485 | Transit & ground passenger transportation | 659 | 2 218 | 8 256 | 17 | 7 | 2 | 2 | 2 | 1 | 3 | — | — | — | — | — | — | | | | | | | | | |
| 4854 | School & employee bus transportation | 556 | 1 962 | 7 139 | 4 | — | — | — | — | 1 | 3 | — | — | — | — | — | — | | | | | | | | | |
| 48541 | School & employee bus transportation | 556 | 1 962 | 7 139 | 4 | — | — | — | — | 1 | 3 | — | — | — | — | — | — | | | | | | | | | |
| 485410 | School & employee bus transportation | 556 | 1 962 | 7 139 | 4 | — | — | — | — | 1 | 3 | — | — | — | — | — | — | | | | | | | | | |
| 488 | Transportation support activities | 193 | 1 632 | 7 380 | 24 | 13 | 5 | 3 | 2 | 1 | — | — | — | — | — | — | — | | | | | | | | | |
| 493 | Warehousing & storage | 400 | 2 293 | 10 836 | 15 | 4 | 6 | 2 | 1 | 1 | 1 | — | — | — | — | — | — | | | | | | | | | |
| 4931 | Warehousing & storage | 400 | 2 293 | 10 836 | 15 | 4 | 6 | 2 | 1 | 1 | 1 | — | — | — | — | — | — | | | | | | | | | |
| 49311 | General warehousing & storage | 146 | 663 | 3 532 | 8 | 4 | 2 | — | 1 | 1 | — | — | — | — | — | — | — | | | | | | | | | |
| 493110 | General warehousing & storage | 146 | 663 | 3 532 | 8 | 4 | 2 | — | 1 | 1 | — | — | — | — | — | — | — | | | | | | | | | |
| 49319 | Other warehousing & storage | (C) | (D) | (D) | 2 | — | 1 | — | — | — | — | — | — | — | — | — | — | | | | | | | | | |

See footnotes at end of table.

Table 6. Counties—Employees, Payroll, and Establishments by Industry: 2001—Con.

[Excludes most government employees, railroad employees, and self-employed persons. Size class 1 to 4 includes establishments with payroll, but no employees, during mid-March pay period. (D) denotes figures withheld to avoid disclosing data for individual companies; the data are included in broader industry totals. Detailed industries with 100 or more employees are shown if industry was not a (D). For explanation of terms, abbreviations, and data reliability/comparability, see introductory text]

| NAICS code | Industry | Number of employees for week including March 12 | Payroll (\$1,000) | | Total number of establishments | Number of establishments by employment-size class | | | | | | | | |
|------------------------|--|---|-------------------|----------------|--------------------------------|---|-----------|-----------|-----------|----------|------------|------------|------------|---------------|
| | | | First quarter | Annual | | 1 to 4 | 5 to 9 | 10 to 19 | 20 to 49 | 50 to 99 | 100 to 249 | 250 to 499 | 500 to 999 | 1,000 or more |
| GLOUCESTER—Con. | | | | | | | | | | | | | | |
| 51 | Information | 1 162 | 11 223 | 42 992 | 61 | 32 | 11 | 9 | 3 | 3 | 2 | 1 | — | — |
| 511 | Publishing industries | 514 | 4 342 | 18 524 | 14 | 9 | 2 | 1 | — | — | 1 | 1 | — | — |
| 5111 | Newspaper, periodical, book, database publishers | 509 | 4 285 | 18 191 | 10 | 5 | 2 | 1 | — | — | 1 | 1 | — | — |
| 51111 | Newspaper publishers | (E) | (D) | (D) | 6 | 3 | 1 | 1 | — | — | — | 1 | — | — |
| 51112 | Periodical publishers | (C) | (D) | (D) | 4 | 2 | 1 | — | — | — | 1 | — | — | — |
| 512 | Motion picture & sound recording industries | 195 | 329 | 1 312 | 8 | 4 | — | — | 2 | 2 | — | — | — | — |
| 5121 | Motion picture & video industries | 195 | 329 | 1 312 | 8 | 4 | — | — | 2 | 2 | — | — | — | — |
| 51213 | Motion picture & video exhibition | 186 | 285 | 1 176 | 4 | — | — | — | 2 | 2 | — | — | — | — |
| 512131 | Motion picture theaters (except drive-ins) | 186 | 285 | 1 176 | 4 | — | — | — | 2 | 2 | — | — | — | — |
| 513 | Broadcasting & telecommunications | 415 | 6 295 | 22 375 | 31 | 14 | 8 | 6 | 1 | 1 | 1 | — | — | — |
| 5133 | Telecommunications | (E) | (D) | (D) | 24 | 11 | 6 | 5 | 1 | — | 1 | — | — | — |
| 51331 | Wired telecommunications carriers | (E) | (D) | (D) | 15 | 7 | 4 | 2 | 1 | — | 1 | — | — | — |
| 52 | Finance & insurance | 2 051 | 17 414 | 68 856 | 242 | 128 | 62 | 28 | 19 | 3 | 2 | — | — | — |
| 522 | Credit intermediation & related activities | 1 637 | 9 913 | 41 586 | 133 | 46 | 44 | 22 | 16 | 3 | 2 | — | — | — |
| 5221 | Depository credit intermediation | 1 510 | 9 050 | 37 346 | 94 | 18 | 34 | 21 | 16 | 3 | 2 | — | — | — |
| 52211 | Commercial banking | 1 200 | 6 832 | 28 700 | 68 | 16 | 16 | 19 | 13 | 2 | 2 | — | — | — |
| 522110 | Commercial banking | 1 200 | 6 832 | 28 700 | 68 | 16 | 16 | 19 | 13 | 2 | 2 | — | — | — |
| 52212 | Savings institutions | 210 | 1 562 | 5 969 | 21 | 2 | 15 | 1 | 3 | — | — | — | — | — |
| 522120 | Savings institutions | 210 | 1 562 | 5 969 | 21 | 2 | 15 | 1 | 3 | — | — | — | — | — |
| 52213 | Credit unions | 100 | 656 | 2 677 | 5 | — | 3 | 1 | — | 1 | — | — | — | — |
| 522130 | Credit unions | 100 | 656 | 2 677 | 5 | — | 3 | 1 | — | 1 | — | — | — | — |
| 5222 | Nondepository credit intermediation | 101 | 735 | 3 553 | 26 | 16 | 9 | 1 | — | — | — | — | — | — |
| 523 | Security, commodity contracts & like activity | (C) | (D) | (D) | 24 | 19 | 2 | 2 | 1 | — | — | — | — | — |
| 524 | Insurance carriers & related activities | (E) | (D) | (D) | 84 | 62 | 16 | 4 | 2 | — | — | — | — | — |
| 5242 | Agencies & other insurance related activities | (E) | (D) | (D) | 74 | 55 | 15 | 2 | 2 | — | — | — | — | — |
| 52421 | Insurance agencies & brokerages | 236 | 2 293 | 10 597 | 65 | 49 | 12 | 2 | 2 | — | — | — | — | — |
| 524210 | Insurance agencies & brokerages | 236 | 2 293 | 10 597 | 65 | 49 | 12 | 2 | 2 | — | — | — | — | — |
| 53 | Real estate & rental & leasing | 760 | 5 164 | 22 463 | 145 | 83 | 38 | 22 | 2 | — | — | — | — | — |
| 531 | Real estate | 360 | 2 715 | 11 768 | 94 | 64 | 24 | 6 | — | — | — | — | — | — |
| 5311 | Lessors of real estate | 182 | 1 287 | 5 714 | 40 | 26 | 10 | 4 | — | — | — | — | — | — |
| 53111 | Lessors of residential buildings & dwellings | 110 | 538 | 2 350 | 18 | 7 | 8 | 3 | — | — | — | — | — | — |
| 531110 | Lessors of residential buildings & dwellings | 110 | 538 | 2 350 | 18 | 7 | 8 | 3 | — | — | — | — | — | — |
| 532 | Rental & leasing services | 400 | 2 449 | 10 695 | 51 | 19 | 14 | 16 | 2 | — | — | — | — | — |
| 5321 | Automotive equipment rental & leasing | 114 | 1 014 | 4 180 | 13 | 5 | 3 | 4 | 1 | — | — | — | — | — |
| 5322 | Consumer goods rental | 191 | 488 | 2 190 | 23 | 6 | 7 | 10 | — | — | — | — | — | — |
| 53223 | Video tape & disc rental | 137 | 273 | 1 133 | 16 | 5 | 2 | 9 | — | — | — | — | — | — |
| 532230 | Video tape & disc rental | 137 | 273 | 1 133 | 16 | 5 | 2 | 9 | — | — | — | — | — | — |
| 54 | Professional, scientific & technical services | 2 967 | 24 084 | 107 197 | 516 | 373 | 66 | 56 | 16 | 2 | 2 | 1 | — | — |
| 541 | Professional, scientific & technical services | 2 967 | 24 084 | 107 197 | 516 | 373 | 66 | 56 | 16 | 2 | 2 | 1 | — | — |
| 5411 | Legal services | 495 | 4 127 | 18 482 | 132 | 101 | 18 | 11 | 2 | — | — | — | — | — |
| 54111 | Offices of lawyers | 438 | 3 701 | 16 673 | 123 | 99 | 13 | 9 | 2 | — | — | — | — | — |
| 541110 | Offices of lawyers | 438 | 3 701 | 16 673 | 123 | 99 | 13 | 9 | 2 | — | — | — | — | — |
| 5412 | Accounting, tax prep, bookkeep, payroll services | 252 | 1 518 | 6 459 | 63 | 45 | 11 | 6 | 1 | — | — | — | — | — |
| 54121 | Accounting, tax prep, bookkeep, payroll services | 252 | 1 518 | 6 459 | 63 | 45 | 11 | 6 | 1 | — | — | — | — | — |
| 541211 | Offices of certified public accountants | 150 | 999 | 4 230 | 36 | 25 | 7 | 3 | 1 | — | — | — | — | — |
| 5413 | Architectural, engineering & related services | 766 | 7 513 | 34 819 | 94 | 59 | 11 | 16 | 6 | 2 | — | — | — | — |
| 54133 | Engineering services | 544 | 5 894 | 27 618 | 51 | 27 | 8 | 9 | 5 | 2 | — | — | — | — |
| 541330 | Engineering services | 544 | 5 894 | 27 618 | 51 | 27 | 8 | 9 | 5 | 2 | — | — | — | — |
| 54137 | Surveying, mapping (exc geophysical) services | 130 | 1 026 | 4 441 | 16 | 9 | 2 | 4 | 1 | — | — | — | — | — |
| 541370 | Surveying, mapping (exc geophysical) services | 130 | 1 026 | 4 441 | 16 | 9 | 2 | 4 | 1 | — | — | — | — | — |
| 5415 | Computer systems design & related services | 175 | 2 182 | 9 086 | 84 | 73 | 8 | 3 | — | — | — | — | — | — |
| 54151 | Computer systems design & related services | 175 | 2 182 | 9 086 | 84 | 73 | 8 | 3 | — | — | — | — | — | — |
| 5416 | Management, sci & tech consulting services | 278 | 2 581 | 10 363 | 64 | 50 | 7 | 3 | 4 | — | — | — | — | — |
| 54161 | Management consulting services | 207 | 1 738 | 6 597 | 47 | 36 | 5 | 3 | 3 | — | — | — | — | — |
| 5418 | Advertising & related services | 495 | 3 482 | 16 005 | 16 | 8 | 4 | 2 | — | — | 1 | 1 | — | — |
| 54186 | Direct mail advertising | (E) | (D) | (D) | 2 | 1 | — | — | — | — | — | 1 | — | — |
| 54189 | Other services related to advertising | (C) | (D) | (D) | 7 | 5 | 1 | — | — | — | 1 | — | — | — |
| 5419 | Oth professional, scientific, technical services | 394 | 1 324 | 6 215 | 39 | 21 | 2 | 13 | 2 | — | 1 | — | — | — |
| 54191 | Marketing research & public opinion polling | 123 | 198 | 955 | 3 | 1 | — | 1 | — | — | 1 | — | — | — |
| 541910 | Marketing research & public opinion polling | 123 | 198 | 955 | 3 | 1 | — | 1 | — | — | 1 | — | — | — |
| 54194 | Veterinary services | 214 | 877 | 4 130 | 16 | 3 | — | 11 | 2 | — | — | — | — | — |
| 541940 | Veterinary services | 214 | 877 | 4 130 | 16 | 3 | — | 11 | 2 | — | — | — | — | — |
| 55 | Management of companies & enterprises | 1 070 | 15 633 | 64 471 | 24 | 10 | 2 | 1 | 5 | 3 | 1 | 2 | — | — |
| 551 | Management of companies & enterprises | 1 070 | 15 633 | 64 471 | 24 | 10 | 2 | 1 | 5 | 3 | 1 | 2 | — | — |
| 5511 | Management of companies & enterprises | 1 070 | 15 633 | 64 471 | 24 | 10 | 2 | 1 | 5 | 3 | 1 | 2 | — | — |
| 55111 | Management of companies & enterprises | 1 070 | 15 633 | 64 471 | 24 | 10 | 2 | 1 | 5 | 3 | 1 | 2 | — | — |

See footnotes at end of table.

Table 6. Counties—Employees, Payroll, and Establishments by Industry: 2001—Con.

[Excludes most government employees, railroad employees, and self-employed persons. Size class 1 to 4 includes establishments with payroll, but no employees, during mid-March pay period. (D) denotes figures withheld to avoid disclosing data for individual companies; the data are included in broader industry totals. Detailed industries with 100 or more employees are shown if industry was not a (D). For explanation of terms, abbreviations, and data reliability/comparability, see introductory text]

| NAICS code | Industry | Number of employees for week including March 12 | Payroll (\$1,000) | | Total number of establishments | Number of establishments by employment-size class | | | | | | | | |
|------------------------|---|---|-------------------|----------------|--------------------------------|---|------------|-----------|-----------|-----------|------------|------------|------------|---------------|
| | | | First quarter | Annual | | 1 to 4 | 5 to 9 | 10 to 19 | 20 to 49 | 50 to 99 | 100 to 249 | 250 to 499 | 500 to 999 | 1,000 or more |
| GLOUCESTER—Con. | | | | | | | | | | | | | | |
| 56 | Admin, support, waste mgmt, remediation services | 6 173 | 33 234 | 138 483 | 373 | 235 | 49 | 36 | 24 | 12 | 12 | 5 | — | — |
| 561 | Administrative & support services | 5 556 | 27 316 | 113 173 | 347 | 223 | 45 | 33 | 20 | 12 | 9 | 5 | — | — |
| 5611 | Office administrative services | 234 | 2 644 | 11 125 | 22 | 11 | 4 | 5 | 1 | 1 | — | — | — | — |
| 56111 | Office administrative services | 234 | 2 644 | 11 125 | 22 | 11 | 4 | 5 | 1 | 1 | — | — | — | — |
| 561110 | Office administrative services | 234 | 2 644 | 11 125 | 22 | 11 | 4 | 5 | 1 | 1 | — | — | — | — |
| 5613 | Employment services | 1 753 | 6 690 | 29 640 | 28 | 7 | 3 | 2 | 5 | 5 | 4 | 2 | — | — |
| 56132 | Temporary help services | 1 616 | 5 438 | 25 145 | 17 | 3 | — | 1 | 2 | 5 | 4 | 2 | — | — |
| 561320 | Temporary help services | 1 616 | 5 438 | 25 145 | 17 | 3 | — | 1 | 2 | 5 | 4 | 2 | — | — |
| 5614 | Business support services | 576 | 2 154 | 8 269 | 22 | 13 | 4 | 3 | 1 | — | — | 1 | — | — |
| 56142 | Telephone call centers | 533 | 1 970 | 7 370 | 8 | 2 | 1 | 3 | 1 | — | — | 1 | — | — |
| 5616 | Investigation & security services | 513 | 2 132 | 8 886 | 21 | 10 | 4 | 2 | 2 | 1 | 2 | — | — | — |
| 56161 | Investigation, guard & armored car services | 281 | 768 | 3 105 | 4 | 1 | — | — | 1 | 1 | 1 | — | — | — |
| 56162 | Security systems services | 232 | 1 364 | 5 781 | 17 | 9 | 4 | 2 | 1 | — | 1 | — | — | — |
| 561621 | Security systems services (except locksmiths) | 214 | 1 212 | 5 171 | 13 | 6 | 4 | 1 | 1 | — | 1 | — | — | — |
| 5617 | Services to buildings & dwellings | 1 242 | 4 641 | 23 876 | 204 | 150 | 25 | 17 | 7 | 4 | 1 | — | — | — |
| 56172 | Janitorial services | 532 | 1 790 | 7 476 | 64 | 42 | 10 | 5 | 4 | 3 | — | — | — | — |
| 561720 | Janitorial services | 532 | 1 790 | 7 476 | 64 | 42 | 10 | 5 | 4 | 3 | — | — | — | — |
| 56173 | Landscaping services | 578 | 2 113 | 12 251 | 111 | 86 | 14 | 7 | 2 | 1 | 1 | — | — | — |
| 561730 | Landscaping services | 578 | 2 113 | 12 251 | 111 | 86 | 14 | 7 | 2 | 1 | 1 | — | — | — |
| 5619 | Other support services | 1 160 | 8 219 | 28 660 | 29 | 15 | 3 | 3 | 3 | 1 | 2 | 2 | — | — |
| 56191 | Packaging & labeling services (C) | (D) | (D) | (D) | 4 | 2 | 1 | — | — | — | 1 | — | — | — |
| 56192 | Convention & trade show organizers (F) | (D) | (D) | (D) | 4 | 1 | — | — | — | — | 1 | — | — | — |
| 56199 | All other support services | 500 | 1 998 | 7 804 | 21 | 12 | 1 | 3 | 3 | 1 | — | — | — | — |
| 561990 | All other support services | 500 | 1 998 | 7 804 | 21 | 12 | 1 | 3 | 3 | 1 | — | — | — | — |
| 562 | Waste management & remediation services | 617 | 5 918 | 25 310 | 26 | 12 | 4 | 3 | 4 | — | 3 | — | — | — |
| 5622 | Waste treatment & disposal | 280 | 3 440 | 13 517 | 6 | 2 | 1 | — | 1 | — | 2 | — | — | — |
| 56221 | Waste treatment & disposal | 280 | 3 440 | 13 517 | 6 | 2 | 1 | — | 1 | — | 2 | — | — | — |
| 5629 | Remediation & oth waste management services | 294 | 2 217 | 10 617 | 11 | 4 | 1 | 2 | 3 | — | 1 | — | — | — |
| 56291 | Remediation services (C) | (D) | (D) | (D) | 5 | 2 | 1 | 1 | — | — | 1 | — | — | — |
| 61 | Educational services | 761 | 3 131 | 12 524 | 50 | 29 | 7 | 4 | 6 | 2 | 2 | — | — | — |
| 611 | Educational services | 761 | 3 131 | 12 524 | 50 | 29 | 7 | 4 | 6 | 2 | 2 | — | — | — |
| 6111 | Elementary & secondary schools | 521 | 2 422 | 9 563 | 8 | 1 | — | — | 3 | 2 | 2 | — | — | — |
| 61111 | Elementary & secondary schools | 521 | 2 422 | 9 563 | 8 | 1 | — | — | 3 | 2 | 2 | — | — | — |
| 611110 | Elementary & secondary schools | 521 | 2 422 | 9 563 | 8 | 1 | — | — | 3 | 2 | 2 | — | — | — |
| 6116 | Other schools & instruction | 153 | 355 | 1 515 | 27 | 18 | 4 | 3 | 2 | — | — | — | — | — |
| 62 | Health care and social assistance | 9 439 | 66 432 | 293 322 | 513 | 216 | 116 | 92 | 65 | 7 | 14 | 1 | 1 | 1 |
| 621 | Ambulatory health care services | 3 445 | 30 949 | 145 943 | 353 | 166 | 83 | 58 | 41 | 2 | 3 | — | — | — |
| 6211 | Offices of physicians | 1 643 | 19 000 | 92 507 | 138 | 53 | 30 | 29 | 24 | 1 | 1 | — | — | — |
| 62111 | Offices of physicians | 1 643 | 19 000 | 92 507 | 138 | 53 | 30 | 29 | 24 | 1 | 1 | — | — | — |
| 621111 | Offices of physicians (exc mental health) | 1 609 | 18 682 | 91 019 | 131 | 49 | 28 | 28 | 24 | 1 | 1 | — | — | — |
| 6212 | Offices of dentists | 627 | 5 027 | 24 145 | 80 | 33 | 25 | 17 | 4 | 1 | — | — | — | — |
| 62121 | Offices of dentists | 627 | 5 027 | 24 145 | 80 | 33 | 25 | 17 | 4 | 1 | — | — | — | — |
| 621210 | Offices of dentists | 627 | 5 027 | 24 145 | 80 | 33 | 25 | 17 | 4 | 1 | — | — | — | — |
| 6213 | Offices of other health practitioners | 399 | 2 496 | 11 193 | 95 | 67 | 18 | 8 | 2 | — | — | — | — | — |
| 62139 | Offices of all other health practitioners | 102 | 641 | 3 097 | 24 | 18 | 2 | 4 | — | — | — | — | — | — |
| 6214 | Outpatient care centers | 394 | 2 434 | 10 016 | 23 | 5 | 5 | 4 | 9 | — | — | — | — | — |
| 62142 | Outpatient mental health, substance abuse ctrs | 308 | 1 917 | 7 787 | 16 | 2 | 5 | 2 | 7 | — | — | — | — | — |
| 621420 | Outpatient mental health, substance abuse ctrs | 308 | 1 917 | 7 787 | 16 | 2 | 5 | 2 | 7 | — | — | — | — | — |
| 6216 | Home health care services | 299 | 1 496 | 6 023 | 4 | — | 1 | — | 1 | — | 2 | — | — | — |
| 62161 | Home health care services | 299 | 1 496 | 6 023 | 4 | — | 1 | — | 1 | — | 2 | — | — | — |
| 621610 | Home health care services | 299 | 1 496 | 6 023 | 4 | — | 1 | — | 1 | — | 2 | — | — | — |
| 622 | Hospitals | (G) | (D) | (D) | 2 | — | — | — | — | — | — | — | 1 | 1 |
| 6221 | General medical & surgical hospitals | (G) | (D) | (D) | 2 | — | — | — | — | — | — | — | — | 1 |
| 62211 | General medical & surgical hospitals | (G) | (D) | (D) | 2 | — | — | — | — | — | — | — | — | 1 |
| 623 | Nursing & residential care facilities | 2 484 | 14 501 | 58 347 | 55 | 11 | 13 | 9 | 8 | 4 | 10 | — | — | — |
| 6231 | Nursing care facilities | 1 512 | 9 154 | 36 689 | 15 | 2 | — | 1 | 3 | 2 | 7 | — | — | — |
| 62311 | Nursing care facilities | 1 512 | 9 154 | 36 689 | 15 | 2 | — | 1 | 3 | 2 | 7 | — | — | — |
| 623110 | Nursing care facilities | 1 512 | 9 154 | 36 689 | 15 | 2 | — | 1 | 3 | 2 | 7 | — | — | — |
| 6232 | Residential mental retardation, health facil | 477 | 3 135 | 12 525 | 23 | 3 | 12 | 3 | 2 | 2 | 1 | — | — | — |
| 62321 | Residential mental retardation facilities (C) | (D) | (D) | (D) | 15 | 2 | 10 | 2 | 1 | — | — | — | — | — |
| 62322 | Residential mental health, subst abuse facil (E) | (D) | (D) | (D) | 8 | 1 | 2 | 1 | 2 | 1 | — | — | — | — |
| 6233 | Community care facilities for the elderly | 416 | 1 735 | 7 196 | 13 | 5 | — | 4 | 2 | — | 2 | — | — | — |
| 62331 | Community care facilities for the elderly | 416 | 1 735 | 7 196 | 13 | 5 | — | 4 | 2 | — | 2 | — | — | — |
| 624 | Social assistance | (G) | (D) | (D) | 103 | 39 | 20 | 25 | 16 | 1 | 1 | 1 | — | — |
| 6241 | Individual & family services | (E) | (D) | (D) | 24 | 11 | 5 | 2 | 4 | 1 | 1 | — | — | — |
| 62411 | Child & youth services | 116 | 667 | 2 980 | 4 | 3 | — | — | — | — | 1 | — | — | — |
| 624110 | Child & youth services | 116 | 667 | 2 980 | 4 | 3 | — | — | — | — | 1 | — | — | — |
| 62412 | Services for elderly & disabled persons | 210 | 1 157 | 4 838 | 15 | 5 | 4 | 2 | 3 | 1 | — | — | — | — |
| 624120 | Services for elderly & disabled persons | 210 | 1 157 | 4 838 | 15 | 5 | 4 | 2 | 3 | 1 | — | — | — | — |
| 6243 | Vocational rehabilitation services | (E) | (D) | (D) | 3 | 2 | — | — | — | — | — | — | 1 | — |
| 62431 | Vocational rehabilitation services | (E) | (D) | (D) | 3 | 2 | — | — | — | — | — | — | 1 | — |
| 6244 | Child day care services | 805 | 2 424 | 10 124 | 72 | 23 | 15 | 22 | 12 | — | — | — | — | — |
| 62441 | Child day care services | 805 | 2 424 | 10 124 | 72 | 23 | 15 | 22 | 12 | — | — | — | — | — |
| 624410 | Child day care services | 805 | 2 424 | 10 124 | 72 | 23 | 15 | 22 | 12 | — | — | — | — | — |

See footnotes at end of table.

Table 6. Counties—Employees, Payroll, and Establishments by Industry: 2001—Con.

[Excludes most government employees, railroad employees, and self-employed persons. Size class 1 to 4 includes establishments with payroll, but no employees, during mid-March pay period. (D) denotes figures withheld to avoid disclosing data for individual companies; the data are included in broader industry totals. Detailed industries with 100 or more employees are shown if industry was not a (D). For explanation of terms, abbreviations, and data reliability/comparability, see introductory text]

| NAICS code | Industry | Number of employees for week including March 12 | Payroll (\$1,000) | | Total number of establishments | Number of establishments by employment-size class | | | | | | | | |
|------------------------|---|---|-------------------|-------------------|--------------------------------|---|--------------|--------------|--------------|------------|------------|------------|------------|---------------|
| | | | First quarter | Annual | | 1 to 4 | 5 to 9 | 10 to 19 | 20 to 49 | 50 to 99 | 100 to 249 | 250 to 499 | 500 to 999 | 1,000 or more |
| GLOUCESTER—Con. | | | | | | | | | | | | | | |
| 71 | Arts, entertainment & recreation | 829 | 2 675 | 13 305 | 79 | 51 | 9 | 5 | 9 | 5 | — | — | — | — |
| 713 | Amusement, gambling & recreation industries | 731 | 2 132 | 11 109 | 61 | 36 | 7 | 5 | 9 | 4 | — | — | — | — |
| 7139 | Other amusement & recreation industries | (F) | (D) | (D) | 59 | 35 | 7 | 4 | 9 | 4 | — | — | — | — |
| 71391 | Golf courses & country clubs | 179 | 522 | 4 203 | 9 | 3 | 2 | 1 | 2 | 1 | — | — | — | — |
| 713910 | Golf courses & country clubs | 179 | 522 | 4 203 | 9 | 3 | 2 | 1 | 2 | 1 | — | — | — | — |
| 71394 | Fitness & recreational sports centers | 301 | 879 | 3 798 | 29 | 20 | 1 | 2 | 5 | 1 | — | — | — | — |
| 713940 | Fitness & recreational sports centers | 301 | 879 | 3 798 | 29 | 20 | 1 | 2 | 5 | 1 | — | — | — | — |
| 71399 | All other amusement & recreation industries .. | (C) | (D) | (D) | 18 | 11 | 4 | — | 2 | 1 | — | — | — | — |
| 72 | Accommodation & food services | 6 385 | 16 051 | 67 665 | 394 | 171 | 58 | 59 | 66 | 36 | 4 | — | — | — |
| 721 | Accommodation | 230 | 649 | 2 898 | 20 | 16 | — | 1 | 2 | — | 1 | — | — | — |
| 7211 | Traveler accommodation | 207 | 551 | 2 222 | 15 | 12 | — | — | 2 | — | 1 | — | — | — |
| 72111 | Hotels (exc casino hotels) & motels | 207 | 551 | 2 222 | 15 | 12 | — | — | 2 | — | 1 | — | — | — |
| 721110 | Hotels (exc casino hotels) & motels | 207 | 551 | 2 222 | 15 | 12 | — | — | 2 | — | 1 | — | — | — |
| 722 | Food services & drinking places | 6 155 | 15 402 | 64 767 | 374 | 155 | 58 | 58 | 64 | 36 | 3 | — | — | — |
| 7221 | Full-service restaurants | 3 222 | 8 607 | 34 261 | 123 | 37 | 17 | 14 | 30 | 22 | 3 | — | — | — |
| 72211 | Full-service restaurants | 3 222 | 8 607 | 34 261 | 123 | 37 | 17 | 14 | 30 | 22 | 3 | — | — | — |
| 722110 | Full-service restaurants | 3 222 | 8 607 | 34 261 | 123 | 37 | 17 | 14 | 30 | 22 | 3 | — | — | — |
| 7222 | Limited-service eating places | 2 089 | 4 791 | 21 986 | 173 | 81 | 25 | 32 | 24 | 11 | — | — | — | — |
| 72221 | Limited-service eating places | 2 089 | 4 791 | 21 986 | 173 | 81 | 25 | 32 | 24 | 11 | — | — | — | — |
| 722211 | Limited-service restaurants | 1 785 | 4 062 | 18 554 | 140 | 65 | 18 | 26 | 21 | 10 | — | — | — | — |
| 7223 | Special food services | 572 | 1 342 | 5 718 | 39 | 16 | 6 | 9 | 2 | — | — | — | — | — |
| 72231 | Food service contractors | 307 | 828 | 3 090 | 23 | 9 | 2 | 6 | 6 | — | — | — | — | — |
| 722310 | Food service contractors | 307 | 828 | 3 090 | 23 | 9 | 2 | 6 | 6 | — | — | — | — | — |
| 72232 | Caterers | (C) | (D) | (D) | 14 | 7 | 3 | — | 2 | 2 | — | — | — | — |
| 7224 | Drinking places (alcoholic beverages) | 272 | 662 | 2 802 | 39 | 21 | 10 | 6 | 1 | 1 | — | — | — | — |
| 72241 | Drinking places (alcoholic beverages) | 272 | 662 | 2 802 | 39 | 21 | 10 | 6 | 1 | 1 | — | — | — | — |
| 722410 | Drinking places (alcoholic beverages) | 272 | 662 | 2 802 | 39 | 21 | 10 | 6 | 1 | 1 | — | — | — | — |
| 81 | Other services (except public administration) | 4 339 | 20 695 | 85 726 | 626 | 394 | 124 | 63 | 36 | 7 | 1 | 1 | — | — |
| 811 | Repair & maintenance | 1 537 | 10 538 | 43 745 | 229 | 146 | 43 | 26 | 12 | 1 | — | 1 | — | — |
| 8111 | Automotive repair & maintenance | 779 | 4 216 | 17 628 | 155 | 103 | 30 | 17 | 4 | 1 | — | — | — | — |
| 81111 | Automotive mechanical & electrical R&M | 345 | 2 281 | 9 783 | 99 | 72 | 22 | 4 | 1 | — | — | — | — | — |
| 811111 | General automotive repair | 285 | 1 859 | 8 080 | 84 | 60 | 21 | 2 | 1 | — | — | — | — | — |
| 81112 | Automotive body, paint, interior & glass repair | 224 | 1 415 | 5 604 | 35 | 19 | 7 | 8 | 1 | — | — | — | — | — |
| 811121 | Automotive body, paint & interior R&M | 208 | 1 352 | 5 296 | 30 | 15 | 6 | 8 | 1 | — | — | — | — | — |
| 81119 | Other automotive R&M | 210 | 520 | 2 241 | 21 | 12 | 1 | 5 | 2 | 1 | — | — | — | — |
| 811192 | Car washes | 141 | 248 | 1 149 | 15 | 10 | 1 | 2 | 1 | 1 | — | — | — | — |
| 8113 | Commercial equipment (exc auto & elec) R&M | 617 | 5 190 | 22 126 | 35 | 15 | 4 | 7 | 8 | — | — | 1 | — | — |
| 81131 | Commercial equipment (exc auto & elec) R&M | 617 | 5 190 | 22 126 | 35 | 15 | 4 | 7 | 8 | — | — | 1 | — | — |
| 811310 | Commercial equipment (exc auto & elec) R&M | 617 | 5 190 | 22 126 | 35 | 15 | 4 | 7 | 8 | — | — | 1 | — | — |
| 812 | Personal & laundry services | 1 353 | 4 900 | 20 912 | 221 | 142 | 38 | 27 | 12 | 2 | — | — | — | — |
| 8121 | Personal care services | 864 | 2 796 | 12 358 | 122 | 65 | 26 | 23 | 7 | 1 | — | — | — | — |
| 81211 | Hair, nail & skin care services | 762 | 2 365 | 10 415 | 107 | 57 | 23 | 20 | 6 | 1 | — | — | — | — |
| 812112 | Beauty salons | 737 | 2 289 | 10 090 | 96 | 48 | 22 | 19 | 6 | 1 | — | — | — | — |
| 81219 | Other personal care services | 102 | 431 | 1 943 | 15 | 8 | 3 | 3 | 1 | — | — | — | — | — |
| 8123 | Drycleaning & laundry services | 279 | 989 | 3 755 | 47 | 36 | 6 | 2 | 2 | 1 | — | — | — | — |
| 81233 | Linen & uniform supply | 159 | 677 | 2 376 | 3 | — | — | — | 2 | 1 | — | — | — | — |
| 8129 | Other personal services | 141 | 648 | 2 892 | 32 | 23 | 6 | 1 | 2 | — | — | — | — | — |
| 813 | Religious, grantmaking, civic, prof & like organizations | 1 449 | 5 257 | 21 069 | 176 | 106 | 43 | 10 | 12 | 4 | 1 | — | — | — |
| 8131 | Religious organizations | 1 124 | 3 785 | 14 878 | 121 | 66 | 32 | 10 | 10 | 2 | 1 | — | — | — |
| 81311 | Religious organizations | 1 124 | 3 785 | 14 878 | 121 | 66 | 32 | 10 | 10 | 2 | 1 | — | — | — |
| 813110 | Religious organizations | 1 124 | 3 785 | 14 878 | 121 | 66 | 32 | 10 | 10 | 2 | 1 | — | — | — |
| 8139 | Business, labor, political, like organizations | 171 | 799 | 3 495 | 40 | 33 | 5 | — | 1 | 1 | — | — | — | — |
| 95 | Auxiliaries (exc corporate, subsidiary & regional mgt) | 1 560 | 26 842 | 68 699 | 18 | 5 | 2 | 4 | 2 | 1 | 2 | 1 | 1 | — |
| 99 | Unclassified establishments | (B) | (D) | (D) | 55 | 54 | 1 | — | — | — | — | — | — | — |
| HUDSON | | | | | | | | | | | | | | |
| | Total | 223 542 | 3 003 151 | 10 624 931 | 13 471 | 7 971 | 2 234 | 1 423 | 1 075 | 399 | 236 | 84 | 34 | 15 |
| 21 | Mining | (B) | (D) | (D) | 2 | 1 | — | — | 1 | — | — | — | — | — |
| 22 | Utilities | 980 | 17 411 | 50 632 | 11 | 1 | 2 | 1 | 2 | 1 | 3 | 1 | — | — |
| 221 | Utilities | 980 | 17 411 | 50 632 | 11 | 1 | 2 | 1 | 2 | 1 | 3 | 1 | — | — |
| 2211 | Elec pwr generation, transmsn & distribution .. | (F) | (D) | (D) | 8 | — | 2 | 1 | 1 | — | 3 | 1 | — | — |
| 22111 | Electric power generation | (C) | (D) | (D) | 2 | — | 1 | — | — | — | 1 | — | — | — |
| 22112 | Electric pwr transmsn, control & distribution .. | (F) | (D) | (D) | 6 | — | 1 | 1 | — | — | 2 | 1 | — | — |
| 2213 | Water, sewage & other systems | (C) | (D) | (D) | 3 | 1 | — | — | 1 | 1 | — | — | — | — |

See footnotes at end of table.

Table 6. Counties—Employees, Payroll, and Establishments by Industry: 2001—Con.

[Excludes most government employees, railroad employees, and self-employed persons. Size class 1 to 4 includes establishments with payroll, but no employees, during mid-March pay period. (D) denotes figures withheld to avoid disclosing data for individual companies; the data are included in broader industry totals. Detailed industries with 100 or more employees are shown if industry was not a (D). For explanation of terms, abbreviations, and data reliability/comparability, see introductory text]

| NAICS code | Industry | Number of employees for week including March 12 | Payroll (\$1,000) | | Total number of establishments | Number of establishments by employment-size class | | | | | | | | |
|--------------------|---|---|-------------------|----------------|--------------------------------|---|------------|------------|------------|-----------|------------|------------|------------|---------------|
| | | | First quarter | Annual | | 1 to 4 | 5 to 9 | 10 to 19 | 20 to 49 | 50 to 99 | 100 to 249 | 250 to 499 | 500 to 999 | 1,000 or more |
| HUDSON—Con. | | | | | | | | | | | | | | |
| 23 | Construction | 8 048 | 76 493 | 320 058 | 716 | 483 | 110 | 64 | 32 | 15 | 9 | 1 | 1 | 1 |
| 233 | Building, developing & general contracting | 1 226 | 10 416 | 53 133 | 208 | 145 | 30 | 17 | 13 | 2 | 1 | — | — | — |
| 2331 | Land subdivision & land development | 133 | 731 | 2 823 | 13 | 9 | 1 | 1 | 1 | 1 | — | — | — | — |
| 23311 | Land subdivision & land development | 133 | 731 | 2 823 | 13 | 9 | 1 | 1 | 1 | 1 | — | — | — | — |
| 233110 | Land subdivision & land development | 133 | 731 | 2 823 | 13 | 9 | 1 | 1 | 1 | 1 | — | — | — | — |
| 2332 | Residential building construction | 726 | 5 887 | 30 051 | 146 | 111 | 18 | 9 | 6 | 1 | 1 | — | — | — |
| 23321 | Single-family housing construction | 561 | 4 219 | 22 358 | 123 | 98 | 14 | 7 | 2 | 1 | 1 | — | — | — |
| 233210 | Single-family housing construction | 561 | 4 219 | 22 358 | 123 | 98 | 14 | 7 | 2 | 1 | 1 | — | — | — |
| 23322 | Multifamily housing construction | 165 | 1 668 | 7 693 | 23 | 13 | 4 | 2 | 4 | — | — | — | — | — |
| 233220 | Multifamily housing construction | 165 | 1 668 | 7 693 | 23 | 13 | 4 | 2 | 4 | — | — | — | — | — |
| 2333 | Nonresidential building construction | 367 | 3 798 | 20 259 | 49 | 25 | 11 | 7 | 6 | — | — | — | — | — |
| 23332 | Commercial & institutional bldg construction | 359 | 3 732 | 19 761 | 42 | 19 | 10 | 7 | 6 | — | — | — | — | — |
| 233320 | Commercial & institutional bldg construction | 359 | 3 732 | 19 761 | 42 | 19 | 10 | 7 | 6 | — | — | — | — | — |
| 234 | Heavy construction | 1 821 | 17 575 | 55 137 | 25 | 13 | 3 | 5 | — | 1 | 2 | — | — | 1 |
| 2341 | Highway, street, bridge & tunnel construction | 1 661 | 15 067 | 42 968 | 10 | 4 | 2 | 1 | — | — | 2 | — | — | 1 |
| 23411 | Highway & street construction (G) | — | (D) | (D) | 9 | 4 | 2 | 1 | — | — | 1 | — | — | 1 |
| 23412 | Bridge & tunnel construction (C) | — | (D) | (D) | 1 | — | — | — | — | — | 1 | — | — | — |
| 2349 | Other heavy construction | 160 | 2 508 | 12 169 | 15 | 9 | 1 | 4 | — | 1 | — | — | — | — |
| 23499 | All other heavy construction | 115 | 1 920 | 9 099 | 8 | 5 | 1 | 1 | — | 1 | — | — | — | — |
| 234990 | All other heavy construction | 115 | 1 920 | 9 099 | 8 | 5 | 1 | 1 | — | 1 | — | — | — | — |
| 235 | Special trade contractors | 5 001 | 48 502 | 211 788 | 483 | 325 | 77 | 42 | 19 | 12 | 6 | 1 | 1 | — |
| 2351 | Plumbing, heating & AC contractor | 909 | 11 429 | 49 065 | 95 | 73 | 10 | 7 | 2 | 2 | — | 1 | — | — |
| 23511 | Plumbing, heating & AC contractor | 909 | 11 429 | 49 065 | 95 | 73 | 10 | 7 | 2 | 2 | — | 1 | — | — |
| 235110 | Plumbing, heating & AC contractor | 909 | 11 429 | 49 065 | 95 | 73 | 10 | 7 | 2 | 2 | — | 1 | — | — |
| 2353 | Electrical contractors | 927 | 11 868 | 49 087 | 94 | 59 | 16 | 13 | 4 | — | 2 | — | — | — |
| 23531 | Electrical contractors | 927 | 11 868 | 49 087 | 94 | 59 | 16 | 13 | 4 | — | 2 | — | — | — |
| 235310 | Electrical contractors | 927 | 11 868 | 49 087 | 94 | 59 | 16 | 13 | 4 | — | 2 | — | — | — |
| 2354 | Masonry, drywall, insulation, tile contractors | 378 | 2 505 | 15 489 | 42 | 26 | 7 | 6 | — | 2 | 1 | — | — | — |
| 23541 | Masonry & stone contractors | 284 | 1 768 | 11 544 | 32 | 19 | 7 | 4 | — | 1 | 1 | — | — | — |
| 235410 | Masonry & stone contractors | 284 | 1 768 | 11 544 | 32 | 19 | 7 | 4 | — | 1 | 1 | — | — | — |
| 2355 | Carpentry & floor contractors | 994 | 7 260 | 28 072 | 77 | 52 | 15 | 4 | 2 | 3 | — | — | 1 | — |
| 23551 | Carpentry contractors | 379 | 3 937 | 14 757 | 58 | 39 | 11 | 4 | 2 | 2 | — | — | — | — |
| 235510 | Carpentry contractors | 379 | 3 937 | 14 757 | 58 | 39 | 11 | 4 | 2 | 2 | — | — | — | — |
| 23552 | Floor laying & other floor contractors | 615 | 3 323 | 13 315 | 19 | 13 | 4 | — | — | 1 | — | — | 1 | — |
| 235520 | Floor laying & other floor contractors | 615 | 3 323 | 13 315 | 19 | 13 | 4 | — | — | 1 | — | — | 1 | — |
| 2356 | Roofing, siding, & sheet metal contractors | 124 | 1 341 | 4 236 | 30 | 22 | 5 | 2 | 1 | — | — | — | — | — |
| 23561 | Roofing, siding, & sheet metal contractors | 124 | 1 341 | 4 236 | 30 | 22 | 5 | 2 | 1 | — | — | — | — | — |
| 235610 | Roofing, siding, & sheet metal contractors | 124 | 1 341 | 4 236 | 30 | 22 | 5 | 2 | 1 | — | — | — | — | — |
| 2357 | Concrete contractors | 234 | 728 | 4 380 | 24 | 18 | 3 | 1 | 1 | — | 1 | — | — | — |
| 23571 | Concrete contractors | 234 | 728 | 4 380 | 24 | 18 | 3 | 1 | 1 | — | 1 | — | — | — |
| 235710 | Concrete contractors | 234 | 728 | 4 380 | 24 | 18 | 3 | 1 | 1 | — | 1 | — | — | — |
| 2359 | Other special trade contractors | 1 365 | 12 986 | 59 296 | 91 | 50 | 16 | 9 | 9 | 5 | 2 | — | — | — |
| 23593 | Excavation contractors | 131 | 628 | 2 733 | 16 | 8 | 4 | 2 | 2 | — | — | — | — | — |
| 235930 | Excavation contractors | 131 | 628 | 2 733 | 16 | 8 | 4 | 2 | 2 | — | — | — | — | — |
| 23594 | Wrecking & demolition contractors | 507 | 3 533 | 19 886 | 5 | — | — | 1 | 1 | 1 | 2 | — | — | — |
| 235940 | Wrecking & demolition contractors | 507 | 3 533 | 19 886 | 5 | — | — | 1 | 1 | 1 | 2 | — | — | — |
| 23595 | Bldg equip & oth mach installation contractor | 136 | 2 440 | 7 385 | 10 | 4 | 2 | 2 | 2 | — | — | — | — | — |
| 235950 | Bldg equip & oth mach installation contractor | 136 | 2 440 | 7 385 | 10 | 4 | 2 | 2 | 2 | — | — | — | — | — |
| 23599 | All other special trade contractors | 443 | 4 968 | 21 688 | 44 | 28 | 7 | 3 | 3 | 3 | — | — | — | — |
| 235990 | All other special trade contractors | 443 | 4 968 | 21 688 | 44 | 28 | 7 | 3 | 3 | 3 | — | — | — | — |
| 31-33 | Manufacturing | 17 313 | 145 226 | 572 222 | 761 | 305 | 142 | 105 | 117 | 62 | 23 | 6 | 1 | — |
| 311 | Food mfg | 1 653 | 12 639 | 49 930 | 93 | 46 | 17 | 13 | 11 | 3 | 1 | 2 | — | — |
| 3116 | Animal slaughtering & processing | 160 | 1 092 | 4 328 | 12 | 4 | 3 | 3 | 1 | 1 | — | — | — | — |
| 31161 | Animal slaughtering & processing | 160 | 1 092 | 4 328 | 12 | 4 | 3 | 3 | 1 | 1 | — | — | — | — |
| 311612 | Meat processed from carcasses | 124 | 835 | 3 239 | 8 | 3 | 1 | 2 | 1 | 1 | — | — | — | — |
| 3118 | Bakeries & tortilla mfg | 867 | 5 369 | 21 622 | 65 | 37 | 12 | 8 | 7 | — | — | 1 | — | — |
| 31181 | Bread & bakery product mfg | 821 | 5 216 | 21 062 | 62 | 35 | 12 | 8 | 6 | — | — | 1 | — | — |
| 311811 | Retail bakeries | 589 | 4 110 | 16 438 | 46 | 29 | 9 | 6 | 1 | — | — | 1 | — | — |
| 311812 | Commercial bakeries | 232 | 1 106 | 4 624 | 16 | 6 | 3 | 2 | 5 | — | — | — | — | — |
| 3119 | Other food mfg | 579 | 5 601 | 22 089 | 11 | 2 | 2 | 1 | 2 | 2 | 1 | 1 | — | — |
| 31194 | Seasoning & dressing mfg | 462 | 4 048 | 15 203 | 4 | — | — | — | 1 | 1 | 1 | 1 | — | — |
| 312 | Beverage & tobacco product mfg | (C) | (D) | (D) | 4 | 2 | — | 1 | — | — | 1 | — | — | — |
| 3121 | Beverage mfg | (C) | (D) | (D) | 4 | 2 | — | 1 | — | — | 1 | — | — | — |
| 31213 | Wineries | (C) | (D) | (D) | 1 | — | — | — | — | — | 1 | — | — | — |
| 313 | Textile mills | 905 | 5 807 | 23 035 | 69 | 30 | 17 | 11 | 6 | 4 | 1 | — | — | — |
| 3132 | Fabric mills | 635 | 4 212 | 16 463 | 46 | 21 | 12 | 7 | 2 | 3 | 1 | — | — | — |
| 31322 | Narrow fabric mills & schiffli mach embroidery | 421 | 2 351 | 9 608 | 39 | 19 | 11 | 5 | 2 | 1 | 1 | — | — | — |
| 313221 | Narrow fabric mills | 101 | 467 | 1 602 | 4 | — | 2 | — | 1 | 1 | — | — | — | — |
| 313222 | Schiffli machine embroidery | 320 | 1 884 | 8 006 | 35 | 19 | 9 | 5 | 1 | — | 1 | — | — | — |
| 31324 | Knit fabric mills | (C) | (D) | (D) | 6 | 1 | 1 | 2 | — | 2 | — | — | — | — |
| 3133 | Textile, fabric finishing, fabric coating mills | (C) | (D) | (D) | 19 | 7 | 5 | 2 | 4 | 1 | — | — | — | — |
| 31331 | Textile & fabric finishing mills | (C) | (D) | (D) | 17 | 6 | 5 | 2 | 3 | 1 | — | — | — | — |
| 313311 | Broadwoven fabric finishing mills | 159 | 950 | 4 095 | 9 | 3 | 1 | 1 | 3 | 1 | — | — | — | — |
| 314 | Textile product mills | 563 | 3 131 | 12 476 | 40 | 15 | 9 | 7 | 6 | 3 | — | — | — | — |
| 3141 | Textile furnishings mills | 147 | 516 | 1 945 | 10 | 3 | 1 | 3 | 3 | — | — | — | — | — |
| 31412 | Curtain & linen mills | (C) | (D) | (D) | 9 | 2 | 1 | 3 | 3 | — | — | — | — | — |
| 3149 | Other textile product mills | 416 | 2 615 | 10 531 | 30 | 12 | 8 | 4 | 3 | 3 | — | — | — | — |
| 31491 | Textile bag & canvas mills | 149 | 792 | 3 320 | 5 | 3 | — | — | — | 2 | — | — | — | — |
| 31499 | All other textile product mills | 276 | 1 823 | 7 211 | 25 | 9 | 8 | 4 | 3 | 1 | — | — | — | — |
| 314999 | All other miscellaneous textile product mills | 276 | 1 823 | 7 211 | 25 | 9 | 8 | 4 | 3 | 1 | — | — | — | — |

See footnotes at end of table.

Table 6. Counties—Employees, Payroll, and Establishments by Industry: 2001—Con.

[Excludes most government employees, railroad employees, and self-employed persons. Size class 1 to 4 includes establishments with payroll, but no employees, during mid-March pay period. (D) denotes figures withheld to avoid disclosing data for individual companies; the data are included in broader industry totals. Detailed industries with 100 or more employees are shown if industry was not a (D). For explanation of terms, abbreviations, and data reliability/comparability, see introductory text]

| NAICS code | Industry | Number of employees for week including March 12 | Payroll (\$1,000) | | Total number of establishments | Number of establishments by employment-size class | | | | | | | | | | | | | | | | | | | | | |
|---------------------------------|---|---|-------------------|---------|--------------------------------|---|--------|----------|----------|----------|------------|------------|------------|---------------|--|--|--|--|--|--|--|--|--|--|--|--|--|
| | | | First quarter | Annual | | 1 to 4 | 5 to 9 | 10 to 19 | 20 to 49 | 50 to 99 | 100 to 249 | 250 to 499 | 500 to 999 | 1,000 or more | | | | | | | | | | | | | |
| HUDSON—Con. | | | | | | | | | | | | | | | | | | | | | | | | | | | |
| 31-33 Manufacturing—Con. | | | | | | | | | | | | | | | | | | | | | | | | | | | |
| 315 | Apparel manufacturing | 4 279 | 23 155 | 96 645 | 174 | 71 | 31 | 25 | 25 | 12 | 8 | 2 | — | — | | | | | | | | | | | | | |
| 3151 | Apparel knitting mills | 338 | 2 228 | 10 271 | 14 | 5 | 1 | 3 | 4 | — | 1 | — | — | — | | | | | | | | | | | | | |
| 31519 | Other apparel knitting mills | 338 | 2 228 | 10 271 | 14 | 5 | 1 | 3 | 4 | — | 1 | — | — | — | | | | | | | | | | | | | |
| 3152 | Cut & sew apparel mfg | 3 600 | 18 762 | 77 780 | 145 | 60 | 27 | 22 | 16 | 12 | 6 | 2 | — | — | | | | | | | | | | | | | |
| 31521 | Cut & sew apparel contractors | 2 315 | 6 986 | 29 025 | 93 | 38 | 15 | 15 | 12 | 7 | 5 | 1 | — | — | | | | | | | | | | | | | |
| 315211 | Men's, boys' cut & sew apparel contractors | 155 | 188 | 585 | 4 | 2 | — | — | 1 | — | 1 | — | — | — | | | | | | | | | | | | | |
| 315212 | Women's, girls', infants, cut, sew apparel contr | 2 160 | 6 798 | 28 440 | 89 | 36 | 15 | 15 | 11 | 7 | 4 | 1 | — | — | | | | | | | | | | | | | |
| 31523 | Women's, girls' cut & sew apparel mfg | 1 152 | 11 195 | 46 630 | 41 | 16 | 9 | 7 | 3 | 4 | 1 | 1 | — | — | | | | | | | | | | | | | |
| 315234 | Women's, girls' cut & sew suit, coat, skirt mfg | 199 | 1 411 | 6 897 | 11 | 3 | 2 | 2 | 1 | — | — | — | — | — | | | | | | | | | | | | | |
| 3159 | Apparel accessories & other apparel mfg | 341 | 2 165 | 8 594 | 15 | 6 | 3 | — | 5 | — | 1 | — | — | — | | | | | | | | | | | | | |
| 31599 | Apparel accessories & other apparel mfg | 341 | 2 165 | 8 594 | 15 | 6 | 3 | — | 5 | — | 1 | — | — | — | | | | | | | | | | | | | |
| 315991 | Hat, cap & millinery mfg | 119 | 493 | 2 116 | 4 | — | 1 | — | 3 | — | — | — | — | — | | | | | | | | | | | | | |
| 315999 | Other apparel accessories & other apparel mfg | 222 | 1 672 | 6 478 | 11 | 6 | 2 | — | 2 | — | 1 | — | — | — | | | | | | | | | | | | | |
| 322 | Paper mfg | 871 | 7 577 | 27 244 | 17 | 2 | 1 | 2 | 7 | 3 | 2 | — | — | — | | | | | | | | | | | | | |
| 3222 | Converted paper product mfg | 871 | 7 577 | 27 244 | 17 | 2 | 1 | 2 | 7 | 3 | 2 | — | — | — | | | | | | | | | | | | | |
| 32221 | Paperboard container mfg | 501 | 5 099 | 16 596 | 9 | 1 | — | 2 | 3 | 1 | 2 | — | — | — | | | | | | | | | | | | | |
| 322211 | Corrugated & solid fiber box mfg | 175 | 1 809 | 4 724 | 6 | 1 | — | 2 | 2 | 1 | — | — | — | — | | | | | | | | | | | | | |
| 32223 | Stationery product mfg (C) | (D) | (D) | (D) | 3 | — | — | 1 | — | 1 | — | — | — | — | | | | | | | | | | | | | |
| 32223 | Stationery product mfg (D) | (D) | (D) | (D) | 3 | — | — | — | — | 1 | — | — | — | — | | | | | | | | | | | | | |
| 32229 | Other converted paper product mfg | 178 | 1 171 | 4 773 | 3 | — | — | — | 2 | 1 | — | — | — | — | | | | | | | | | | | | | |
| 323 | Printing & related support activities | 2 605 | 29 918 | 115 623 | 66 | 27 | 9 | 9 | 9 | 7 | 3 | 1 | 1 | — | | | | | | | | | | | | | |
| 3231 | Printing & related support activities | 2 605 | 29 918 | 115 623 | 66 | 27 | 9 | 9 | 9 | 7 | 3 | 1 | 1 | — | | | | | | | | | | | | | |
| 32311 | Printing | 2 213 | 26 627 | 102 423 | 58 | 26 | 8 | 7 | 8 | 5 | 2 | 1 | 1 | — | | | | | | | | | | | | | |
| 323110 | Commercial lithographic printing | 1 704 | 22 360 | 87 623 | 32 | 15 | 5 | 2 | 4 | 3 | 1 | 1 | — | — | | | | | | | | | | | | | |
| 323114 | Quick printing | 108 | 794 | 2 107 | 8 | 5 | 1 | 1 | — | 1 | — | — | — | — | | | | | | | | | | | | | |
| 323119 | Other commercial printing | 182 | 1 603 | 5 199 | 7 | 3 | — | 1 | 2 | — | 1 | — | — | — | | | | | | | | | | | | | |
| 32312 | Printing support activities | 392 | 3 291 | 13 200 | 8 | 1 | 1 | 2 | 1 | 2 | 1 | — | — | — | | | | | | | | | | | | | |
| 323121 | Tradebinding & related work | 331 | 2 675 | 10 744 | 4 | 1 | — | — | — | 2 | 1 | — | — | — | | | | | | | | | | | | | |
| 324 | Petroleum & coal products mfg (C) | (D) | (D) | (D) | 3 | — | — | — | 1 | 1 | — | — | — | — | | | | | | | | | | | | | |
| 3241 | Petroleum & coal products mfg (C) | (D) | (D) | (D) | 3 | — | — | — | 1 | 1 | — | — | — | — | | | | | | | | | | | | | |
| 32412 | Asphalt paving, roofing & saturated mat mfg (C) | (D) | (D) | (D) | 3 | — | — | — | 1 | 1 | — | — | — | — | | | | | | | | | | | | | |
| 325 | Chemical mfg | 1 668 | 20 929 | 80 256 | 43 | 2 | 10 | 7 | 12 | 8 | 4 | — | — | — | | | | | | | | | | | | | |
| 3251 | Basic chemical mfg | 377 | 4 199 | 16 950 | 8 | — | 1 | 1 | 3 | 2 | 1 | — | — | — | | | | | | | | | | | | | |
| 32518 | Other basic inorganic chemical mfg (C) | (D) | (D) | (D) | 3 | — | — | 1 | — | 1 | — | — | — | — | | | | | | | | | | | | | |
| 32519 | Other basic organic chemical mfg | 231 | 2 688 | 10 640 | 4 | — | — | — | 2 | 1 | — | — | — | — | | | | | | | | | | | | | |
| 3252 | Resin, syn rubber, artf & syn fibers, fil mfg (C) | (D) | (D) | (D) | 1 | — | — | — | — | — | 1 | — | — | — | | | | | | | | | | | | | |
| 32521 | Resin & synthetic rubber mfg (C) | (D) | (D) | (D) | 1 | — | — | — | — | — | 1 | — | — | — | | | | | | | | | | | | | |
| 3254 | Pharmaceutical & medicine mfg (C) | (D) | (D) | (D) | 4 | 1 | — | — | 2 | — | 1 | — | — | — | | | | | | | | | | | | | |
| 32541 | Pharmaceutical & medicine mfg (C) | (D) | (D) | (D) | 4 | 1 | — | — | 2 | — | 1 | — | — | — | | | | | | | | | | | | | |
| 3255 | Paint, coating & adhesive mfg | 321 | 3 180 | 12 174 | 7 | — | 3 | 1 | 1 | 1 | 1 | — | — | — | | | | | | | | | | | | | |
| 32551 | Paint & coating mfg (E) | (D) | (D) | (D) | 6 | — | 3 | 1 | 1 | — | 1 | — | — | — | | | | | | | | | | | | | |
| 3256 | Soap, cleaners & toilet preparation mfg | 331 | 3 469 | 14 332 | 14 | 1 | 4 | 3 | 4 | 2 | — | — | — | — | | | | | | | | | | | | | |
| 32561 | Soap & cleaning compound mfg | 298 | 3 148 | 13 044 | 11 | 1 | 2 | 3 | 3 | 2 | — | — | — | — | | | | | | | | | | | | | |
| 325611 | Soap & other detergent mfg | 239 | 2 418 | 9 740 | 7 | 1 | 1 | 1 | 2 | 2 | — | — | — | — | | | | | | | | | | | | | |
| 3259 | Other chemical product & preparation mfg | 330 | 4 046 | 18 533 | 9 | — | 2 | 2 | 2 | 3 | — | — | — | — | | | | | | | | | | | | | |
| 32599 | All other chemical product & preparation mfg | 330 | 4 046 | 18 533 | 9 | — | 2 | 2 | 2 | 3 | — | — | — | — | | | | | | | | | | | | | |
| 326 | Plastics & rubber products mfg | 650 | 4 746 | 22 281 | 25 | 4 | 5 | 4 | 7 | 5 | — | — | — | — | | | | | | | | | | | | | |
| 3261 | Plastics product mfg | 613 | 4 480 | 19 237 | 20 | 2 | 3 | 4 | 6 | 5 | — | — | — | — | | | | | | | | | | | | | |
| 32611 | Unsupported plastics film, sheet, & bag mfg | 193 | 1 124 | 4 348 | 4 | — | — | 1 | 1 | 2 | — | — | — | — | | | | | | | | | | | | | |
| 32619 | Other plastics product mfg | 360 | 2 806 | 12 671 | 12 | 1 | 2 | 2 | 4 | 3 | — | — | — | — | | | | | | | | | | | | | |
| 326199 | All other plastics product mfg | 360 | 2 806 | 12 671 | 12 | 1 | 2 | 2 | 4 | 3 | — | — | — | — | | | | | | | | | | | | | |
| 327 | Nonmetallic mineral product mfg | 238 | 2 322 | 10 182 | 18 | 4 | 3 | 7 | 4 | — | — | — | — | — | | | | | | | | | | | | | |
| 3273 | Cement & concrete product mfg (C) | (D) | (D) | (D) | 8 | 1 | — | 3 | 4 | — | — | — | — | — | | | | | | | | | | | | | |
| 32732 | Ready-mix concrete mfg | 146 | 1 473 | 6 681 | 6 | — | — | 2 | 4 | — | — | — | — | — | | | | | | | | | | | | | |
| 327320 | Ready-mix concrete mfg | 146 | 1 473 | 6 681 | 6 | — | — | 2 | 4 | — | — | — | — | — | | | | | | | | | | | | | |
| 331 | Primary metal mfg | 841 | 9 591 | 33 744 | 14 | 3 | 2 | — | 5 | 2 | 1 | 1 | — | — | | | | | | | | | | | | | |
| 3314 | Nonferrous (exc alum) production & processing | 627 | 7 878 | 26 171 | 8 | 1 | 1 | — | 4 | 1 | — | 1 | — | — | | | | | | | | | | | | | |
| 33141 | Nonferrous (exc aluminum) smelting & refining | (E) | (D) | (D) | 2 | — | — | — | 1 | — | — | 1 | — | — | | | | | | | | | | | | | |
| 33149 | Other nonferrous roll, draw, extruding, alloying | 119 | 1 421 | 4 511 | 5 | 1 | 1 | — | 2 | 1 | — | — | — | — | | | | | | | | | | | | | |
| 3315 | Foundries (C) | (D) | (D) | (D) | 5 | 1 | 1 | — | 1 | 1 | 1 | — | — | — | | | | | | | | | | | | | |
| 33151 | Ferrous metal foundries (C) | (D) | (D) | (D) | 2 | — | — | — | 1 | — | 1 | — | — | — | | | | | | | | | | | | | |
| 332 | Fabricated metal product mfg | 875 | 7 480 | 29 678 | 58 | 24 | 12 | 8 | 9 | 4 | 1 | — | — | — | | | | | | | | | | | | | |
| 3322 | Cutlery & handtool mfg (C) | (D) | (D) | (D) | 3 | 1 | — | 1 | — | 1 | — | — | — | — | | | | | | | | | | | | | |
| 33221 | Cutlery & handtool mfg (C) | (D) | (D) | (D) | 3 | 1 | — | 1 | — | 1 | — | — | — | — | | | | | | | | | | | | | |
| 3323 | Architectural & structural metals mfg | 335 | 3 123 | 14 611 | 16 | 3 | 4 | 4 | 3 | 1 | 1 | — | — | — | | | | | | | | | | | | | |
| 33231 | Plate work & fabricated structural prod mfg | 218 | 1 941 | 10 041 | 7 | 2 | 1 | 1 | 1 | 1 | 1 | — | — | — | | | | | | | | | | | | | |
| 33232 | Ornamental & architectural metal prod mfg | 117 | 1 182 | 4 570 | 9 | 1 | 3 | 3 | 2 | — | — | — | — | — | | | | | | | | | | | | | |
| 3327 | Mach shops, turn prod, screw, nut, bolt mfg | 160 | 1 783 | 5 176 | 13 | 5 | 4 | — | 4 | — | — | — | — | — | | | | | | | | | | | | | |
| 33271 | Machine shops | 160 | 1 783 | 5 176 | 13 | 5 | 4 | — | 4 | — | — | — | — | — | | | | | | | | | | | | | |
| 332710 | Machine shops | 160 | 1 783 | 5 176 | 13 | 5 | 4 | — | 4 | — | — | — | — | — | | | | | | | | | | | | | |
| 333 | Machinery mfg | 243 | 2 476 | 9 556 | 21 | 10 | 4 | 3 | 4 | — | — | — | — | — | | | | | | | | | | | | | |
| 334 | Computer & electronic product mfg | 174 | 1 356 | 5 565 | 10 | 6 | 1 | — | 2 | 1 | — | — | — | — | | | | | | | | | | | | | |
| 3344 | Semiconductor & oth electronic component mfg (C) | (D) | (D) | (D) | 4 | 2 | — | — | 1 | 1 | — | — | — | — | | | | | | | | | | | | | |
| 33441 | Semiconductor & oth electronic component mfg (C) | (D) | (D) | (D) | 4 | 2 | — | — | 1 | 1 | — | — | — | — | | | | | | | | | | | | | |

See footnotes at end of table.

Table 6. Counties—Employees, Payroll, and Establishments by Industry: 2001—Con.

[Excludes most government employees, railroad employees, and self-employed persons. Size class 1 to 4 includes establishments with payroll, but no employees, during mid-March pay period. (D) denotes figures withheld to avoid disclosing data for individual companies; the data are included in broader industry totals. Detailed industries with 100 or more employees are shown if industry was not a (D). For explanation of terms, abbreviations, and data reliability/comparability, see introductory text]

| NAICS code | Industry | Number of employees for week including March 12 | Payroll (\$1,000) | | Total number of establishments | Number of establishments by employment-size class | | | | | | | | |
|---------------------------------|--|---|-------------------|----------------|--------------------------------|---|------------|------------|-----------|-----------|------------|------------|------------|---------------|
| | | | First quarter | Annual | | 1 to 4 | 5 to 9 | 10 to 19 | 20 to 49 | 50 to 99 | 100 to 249 | 250 to 499 | 500 to 999 | 1,000 or more |
| HUDSON—Con. | | | | | | | | | | | | | | |
| 31-33 Manufacturing—Con. | | | | | | | | | | | | | | |
| 335 | Electrical equip, appliance & component mfg | 376 | 4 895 | 17 338 | 9 | 2 | 1 | 1 | 3 | 1 | 1 | — | — | — |
| 3353 | Electrical equipment mfg | (C) | (D) | (D) | 2 | — | — | — | 1 | — | 1 | — | — | — |
| 33531 | Electrical equipment mfg | (C) | (D) | (D) | 2 | — | — | — | 1 | — | 1 | — | — | — |
| 3359 | Other electrical equipment & component mfg | (C) | (D) | (D) | 3 | 1 | — | 1 | — | 1 | — | — | — | — |
| 33599 | All oth electrical equipment & component mfg | (C) | (D) | (D) | 2 | — | — | 1 | — | 1 | — | — | — | — |
| 337 | Furniture & related product mfg | 347 | 2 058 | 8 493 | 26 | 14 | 5 | 1 | 4 | 2 | — | — | — | — |
| 3371 | HH & institutional furniture & kitchen cabinet mfg | 254 | 1 473 | 6 246 | 17 | 10 | 3 | — | 2 | 2 | — | — | — | — |
| 33712 | Household & institutional furniture mfg | 165 | 1 075 | 4 306 | 10 | 6 | 1 | — | 2 | 1 | — | — | — | — |
| 339 | Miscellaneous mfg | 516 | 2 926 | 12 470 | 52 | 31 | 12 | 3 | 2 | 4 | — | — | — | — |
| 3399 | Other miscellaneous mfg | 452 | 2 528 | 10 865 | 35 | 19 | 8 | 2 | 2 | 4 | — | — | — | — |
| 33991 | Jewelry & silverware mfg | 109 | 516 | 1 893 | 14 | 8 | 4 | — | 1 | — | — | — | — | — |
| 33992 | Sporting & athletic goods mfg | 181 | 980 | 4 086 | 3 | — | — | — | 1 | 2 | — | — | — | — |
| 339920 | Sporting & athletic goods mfg | 181 | 980 | 4 086 | 3 | — | — | — | 1 | 2 | — | — | — | — |
| 42 | Wholesale trade | 19 841 | 222 476 | 909 407 | 969 | 517 | 153 | 116 | 99 | 44 | 29 | 8 | 2 | 1 |
| 421 | Wholesale trade, durable goods | 8 087 | 97 041 | 406 860 | 447 | 230 | 81 | 64 | 39 | 18 | 13 | 1 | — | 1 |
| 4211 | Motor vehicle, motor vehicle pt & supply whsle | 268 | 2 342 | 9 997 | 39 | 24 | 8 | 5 | 1 | 1 | — | — | — | — |
| 42111 | Automobile & other motor vehicle whsle | 134 | 1 580 | 7 036 | 13 | 9 | 1 | 1 | 1 | 1 | — | — | — | — |
| 421110 | Automobile & other motor vehicle whsle | 134 | 1 580 | 7 036 | 13 | 9 | 1 | 1 | 1 | 1 | — | — | — | — |
| 4212 | Furniture & home furnishing whsle | 652 | 6 425 | 26 573 | 62 | 25 | 16 | 13 | 6 | 1 | 1 | — | — | — |
| 42122 | Home furnishing whsle | 608 | 6 046 | 25 188 | 53 | 20 | 13 | 13 | 5 | 1 | 1 | — | — | — |
| 421220 | Home furnishing whsle | 608 | 6 046 | 25 188 | 53 | 20 | 13 | 13 | 5 | 1 | 1 | — | — | — |
| 4213 | Lumber & other construction materials whsle | 375 | 4 072 | 18 921 | 23 | 7 | 5 | 4 | 6 | — | 1 | — | — | — |
| 42131 | Lumber, plywood, millwork & wood panel whsle | 186 | 2 279 | 9 046 | 10 | 4 | 1 | 3 | 1 | — | 1 | — | — | — |
| 421310 | Lumber, plywood, millwork & wood panel whsle | 186 | 2 279 | 9 046 | 10 | 4 | 1 | 3 | 1 | — | 1 | — | — | — |
| 4214 | Professional & commercial equip & supp whsle | 1 047 | 9 571 | 36 391 | 56 | 30 | 9 | 6 | 5 | 2 | 4 | — | — | — |
| 42142 | Office equipment whsle | 145 | 1 193 | 4 681 | 8 | 2 | 1 | 3 | 1 | 1 | — | — | — | — |
| 421420 | Office equipment whsle | 145 | 1 193 | 4 681 | 8 | 2 | 1 | 3 | 1 | 1 | — | — | — | — |
| 42143 | Computer & peripheral equip & software whsle | 326 | 3 023 | 10 475 | 20 | 14 | 2 | 1 | 1 | — | 2 | — | — | — |
| 421430 | Computer & peripheral equip & software whsle | 326 | 3 023 | 10 475 | 20 | 14 | 2 | 1 | 1 | — | 2 | — | — | — |
| 42144 | Other commercial equipment whsle | 115 | 1 102 | 4 425 | 13 | 6 | 5 | 1 | 1 | — | — | — | — | — |
| 421440 | Other commercial equipment whsle | 115 | 1 102 | 4 425 | 13 | 6 | 5 | 1 | 1 | — | — | — | — | — |
| 42145 | Medical, dental, hospital equip & supp whsle | 225 | 2 345 | 10 156 | 8 | 4 | 1 | — | 1 | 1 | 1 | — | — | — |
| 421450 | Medical, dental, hospital equip & supp whsle | 225 | 2 345 | 10 156 | 8 | 4 | 1 | — | 1 | 1 | 1 | — | — | — |
| 42146 | Ophthalmic goods whsle | (C) | (D) | (D) | 1 | — | — | — | — | — | 1 | — | — | — |
| 4215 | Metal & mineral (except petroleum) whsle | 464 | 5 188 | 20 582 | 29 | 15 | 5 | 3 | 1 | 4 | 1 | — | — | — |
| 42151 | Metal service centers & offices whsle | (E) | (D) | (D) | 28 | 15 | 4 | 3 | 1 | 4 | 1 | — | — | — |
| 4216 | Electrical goods whsle | 2 449 | 42 291 | 192 075 | 43 | 22 | 7 | 5 | 6 | 1 | 1 | — | — | 1 |
| 42161 | Elec equip, wiring supp, const material whsle | (E) | (D) | (D) | 17 | 5 | 5 | 1 | 5 | 1 | — | — | — | — |
| 42162 | Electric appliance, TV, radio set whsle | (G) | (D) | (D) | 11 | 7 | — | 2 | 1 | — | — | — | — | 1 |
| 42169 | Other electronic parts & equipment whsle | 160 | 2 805 | 10 534 | 15 | 10 | 2 | 2 | — | — | 1 | — | — | — |
| 421690 | Other electronic parts & equipment whsle | 160 | 2 805 | 10 534 | 15 | 10 | 2 | 2 | — | — | 1 | — | — | — |
| 4217 | Hardware, plumb & heating equip & sup whsle | 386 | 3 869 | 16 200 | 24 | 6 | 6 | 5 | 5 | 2 | — | — | — | — |
| 42171 | Hardware whsle | 291 | 2 935 | 12 053 | 15 | 4 | 3 | 3 | 3 | 2 | — | — | — | — |
| 421710 | Hardware whsle | 291 | 2 935 | 12 053 | 15 | 4 | 3 | 3 | 3 | 2 | — | — | — | — |
| 4218 | Machinery, equipment & supplies whsle | 566 | 7 576 | 28 390 | 67 | 36 | 12 | 12 | 6 | 1 | — | — | — | — |
| 42183 | Industrial machinery & equipment whsle | 283 | 4 086 | 13 182 | 36 | 20 | 6 | 6 | 4 | — | — | — | — | — |
| 421830 | Industrial machinery & equipment whsle | 283 | 4 086 | 13 182 | 36 | 20 | 6 | 6 | 4 | — | — | — | — | — |
| 42184 | Industrial supplies whsle | 139 | 1 822 | 8 041 | 15 | 6 | 4 | 4 | 1 | — | — | — | — | — |
| 421840 | Industrial supplies whsle | 139 | 1 822 | 8 041 | 15 | 6 | 4 | 4 | 1 | — | — | — | — | — |
| 4219 | Miscellaneous durable goods whsle | 1 880 | 15 707 | 57 731 | 104 | 65 | 13 | 11 | 3 | 6 | 5 | 1 | — | — |
| 42191 | Sporting & recreational goods & supply whsle | 119 | 1 262 | 4 899 | 6 | 2 | 2 | 1 | — | 1 | — | — | — | — |
| 421910 | Sporting & recreational goods & supply whsle | 119 | 1 262 | 4 899 | 6 | 2 | 2 | 1 | — | 1 | — | — | — | — |
| 42192 | Toy & hobby goods & supplies whsle | 343 | 3 010 | 9 166 | 9 | 4 | 1 | 2 | — | 2 | — | — | — | — |
| 421920 | Toy & hobby goods & supplies whsle | 343 | 3 010 | 9 166 | 9 | 4 | 1 | 2 | — | 2 | — | — | — | — |
| 42193 | Recyclable material whsle | 723 | 5 952 | 24 058 | 29 | 10 | 8 | 4 | 1 | 4 | 2 | — | — | — |
| 421930 | Recyclable material whsle | 723 | 5 952 | 24 058 | 29 | 10 | 8 | 4 | 1 | 4 | 2 | — | — | — |
| 42194 | Jewelry, watch, precious stone & metal whsle | 313 | 3 266 | 10 517 | 31 | 24 | 1 | 2 | 2 | 1 | 1 | — | — | — |
| 421940 | Jewelry, watch, precious stone & metal whsle | 313 | 3 266 | 10 517 | 31 | 24 | 1 | 2 | 2 | 1 | 1 | — | — | — |
| 42199 | Other miscellaneous durable goods whsle | 382 | 2 217 | 9 091 | 29 | 25 | 1 | 2 | — | — | — | 1 | — | — |
| 421990 | Other miscellaneous durable goods whsle | 382 | 2 217 | 9 091 | 29 | 25 | 1 | 2 | — | — | — | 1 | — | — |
| 422 | Wholesale trade, nondurable goods | 11 754 | 125 435 | 502 547 | 522 | 287 | 72 | 52 | 60 | 26 | 16 | 7 | 2 | — |
| 4221 | Paper & paper product whsle | 554 | 6 826 | 25 731 | 35 | 21 | 8 | — | 3 | 1 | 2 | — | — | — |
| 42212 | Stationery & office supplies whsle | 343 | 3 645 | 13 122 | 19 | 11 | 4 | — | 3 | — | 1 | — | — | — |
| 422120 | Stationery & office supplies whsle | 343 | 3 645 | 13 122 | 19 | 11 | 4 | — | 3 | — | 1 | — | — | — |
| 42213 | Industrial & personal service paper whsle | 193 | 2 487 | 10 738 | 10 | 6 | 2 | — | — | 1 | 1 | — | — | — |
| 422130 | Industrial & personal service paper whsle | 193 | 2 487 | 10 738 | 10 | 6 | 2 | — | — | 1 | 1 | — | — | — |
| 4222 | Drugs & druggists' sundries whsle | 1 003 | 14 611 | 53 510 | 39 | 20 | 5 | 5 | 3 | 4 | 1 | 1 | — | — |
| 42221 | Drugs & druggists' sundries whsle | 1 003 | 14 611 | 53 510 | 39 | 20 | 5 | 5 | 3 | 4 | 1 | 1 | — | — |
| 422210 | Drugs & druggists' sundries whsle | 1 003 | 14 611 | 53 510 | 39 | 20 | 5 | 5 | 3 | 4 | 1 | 1 | — | — |

See footnotes at end of table.

Table 6. Counties—Employees, Payroll, and Establishments by Industry: 2001—Con.

[Excludes most government employees, railroad employees, and self-employed persons. Size class 1 to 4 includes establishments with payroll, but no employees, during mid-March pay period. (D) denotes figures withheld to avoid disclosing data for individual companies; the data are included in broader industry totals. Detailed industries with 100 or more employees are shown if industry was not a (D). For explanation of terms, abbreviations, and data reliability/comparability, see introductory text]

| NAICS code | Industry | Number of employees for week including March 12 | Payroll (\$1,000) | | Total number of establishments | Number of establishments by employment-size class | | | | | | | | | |
|--|---|---|-------------------|----------------|--------------------------------|---|------------|------------|------------|-----------|------------|------------|------------|---------------|--|
| | | | First quarter | Annual | | 1 to 4 | 5 to 9 | 10 to 19 | 20 to 49 | 50 to 99 | 100 to 249 | 250 to 499 | 500 to 999 | 1,000 or more | |
| HUDSON—Con. | | | | | | | | | | | | | | | |
| 42 Wholesale trade—Con. | | | | | | | | | | | | | | | |
| Wholesale trade, nondurable goods—Con. | | | | | | | | | | | | | | | |
| 422 | Apparel, piece goods & notions whse | 4 319 | 41 520 | 168 281 | 173 | 91 | 19 | 24 | 24 | 5 | 5 | 5 | — | — | |
| 42231 | Piece goods, notions & other dry goods whse | 418 | 3 363 | 15 490 | 54 | 33 | 6 | 10 | 4 | 1 | — | — | — | — | |
| 422310 | Piece goods, notions & other dry goods whse | 418 | 3 363 | 15 490 | 54 | 33 | 6 | 10 | 4 | 1 | — | — | — | — | |
| 42232 | Men's & boys' clothing & furnishings whse | 798 | 6 763 | 26 501 | 33 | 15 | 7 | 6 | 3 | — | 1 | 1 | — | — | |
| 422320 | Men's & boys' clothing & furnishings whse | 798 | 6 763 | 26 501 | 33 | 15 | 7 | 6 | 3 | — | 1 | 1 | — | — | |
| 42233 | Women's, children's, infants' clothing whse | 2 769 | 28 576 | 114 263 | 76 | 37 | 6 | 8 | 15 | 3 | 3 | 4 | — | — | |
| 422330 | Women's, children's, infants' clothing whse | 2 769 | 28 576 | 114 263 | 76 | 37 | 6 | 8 | 15 | 3 | 3 | 4 | — | — | |
| 42234 | Footwear whse. | 334 | 2 818 | 12 027 | 10 | 6 | — | — | 2 | 1 | 1 | — | — | — | |
| 422340 | Footwear whse. | 334 | 2 818 | 12 027 | 10 | 6 | — | — | 2 | 1 | 1 | — | — | — | |
| 4224 | Grocery & related product whse | 3 394 | 37 223 | 154 875 | 131 | 68 | 21 | 12 | 16 | 7 | 5 | 1 | 1 | — | |
| 42241 | General line grocery whse | 998 | 16 390 | 65 162 | 12 | 6 | 2 | — | 1 | 1 | 1 | — | 1 | — | |
| 422410 | General line grocery whse | 998 | 16 390 | 65 162 | 12 | 6 | 2 | — | 1 | 1 | 1 | — | 1 | — | |
| 42242 | Packaged frozen food whse | 294 | 2 676 | 12 171 | 8 | 2 | 1 | 2 | 1 | 1 | 1 | — | — | — | |
| 422420 | Packaged frozen food whse | 294 | 2 676 | 12 171 | 8 | 2 | 1 | 2 | 1 | 1 | 1 | — | — | — | |
| 42247 | Meat & meat product whse | 317 | 2 977 | 11 672 | 24 | 13 | 6 | — | 3 | 2 | — | — | — | — | |
| 422470 | Meat & meat product whse | 317 | 2 977 | 11 672 | 24 | 13 | 6 | — | 3 | 2 | — | — | — | — | |
| 42249 | Other grocery & related products whse | 1 484 | 12 156 | 53 053 | 50 | 24 | 5 | 7 | 9 | 1 | 3 | 1 | — | — | |
| 422490 | Other grocery & related products whse | 1 484 | 12 156 | 53 053 | 50 | 24 | 5 | 7 | 9 | 1 | 3 | 1 | — | — | |
| 4226 | Chemical & allied products whse | 675 | 8 689 | 34 932 | 27 | 11 | 2 | 1 | 10 | 2 | 1 | — | — | — | |
| 42261 | Plastics materials & basic forms, shapes whse | 324 | 3 791 | 13 327 | 8 | 2 | 2 | — | 2 | 1 | 1 | — | — | — | |
| 422610 | Plastics materials & basic forms, shapes whse | 324 | 3 791 | 13 327 | 8 | 2 | 2 | — | 2 | 1 | 1 | — | — | — | |
| 42269 | Other chemical & allied products whse | 351 | 4 898 | 21 605 | 19 | 9 | — | 1 | 8 | 1 | — | — | — | — | |
| 422690 | Other chemical & allied products whse | 351 | 4 898 | 21 605 | 19 | 9 | — | 1 | 8 | 1 | — | — | — | — | |
| 4227 | Petroleum & petroleum products whse | 221 | 2 722 | 10 872 | 14 | 5 | 4 | 3 | 1 | — | 1 | — | — | — | |
| 42271 | Petroleum bulk stations & terminals | 153 | 1 920 | 8 070 | 6 | 2 | 1 | 2 | — | — | 1 | — | — | — | |
| 422710 | Petroleum bulk stations & terminals | 153 | 1 920 | 8 070 | 6 | 2 | 1 | 2 | — | — | 1 | — | — | — | |
| 4228 | Beer, wine, distilled alcoholic beverage whse | (C) | (D) | (D) | 9 | 5 | — | — | — | 4 | — | — | — | — | |
| 42282 | Wine & distilled alcoholic beverage whse | (C) | (D) | (D) | 7 | 4 | — | — | — | 3 | — | — | — | — | |
| 4229 | Miscellaneous nondurable goods whse | 1 276 | 8 883 | 35 666 | 88 | 62 | 12 | 7 | 3 | 2 | 1 | — | 1 | — | |
| 42292 | Book, periodical & newspaper whse | 899 | 6 340 | 25 731 | 13 | 7 | 3 | — | — | 1 | 1 | — | — | — | |
| 422920 | Book, periodical & newspaper whse | 899 | 6 340 | 25 731 | 13 | 7 | 3 | — | — | 1 | 1 | — | — | — | |
| 42299 | Other miscellaneous nondurable goods whse | 183 | 1 070 | 4 537 | 55 | 47 | 3 | 3 | 2 | — | — | — | — | — | |
| 422990 | Other miscellaneous nondurable goods whse | 183 | 1 070 | 4 537 | 55 | 47 | 3 | 3 | 2 | — | — | — | — | — | |
| 44-45 | Retail trade | 21 080 | 113 139 | 457 826 | 2 348 | 1 479 | 425 | 237 | 143 | 32 | 25 | 7 | — | — | |
| 441 | Motor vehicle & parts dealers | 1 626 | 15 419 | 65 205 | 131 | 78 | 16 | 12 | 18 | 6 | 1 | — | — | — | |
| 4411 | Automobile dealers | 1 155 | 12 994 | 53 645 | 74 | 47 | 4 | 4 | 12 | 6 | 1 | — | — | — | |
| 44111 | New car dealers | 1 031 | 12 218 | 49 906 | 34 | 11 | 2 | 3 | 11 | 6 | 1 | — | — | — | |
| 441110 | New car dealers | 1 031 | 12 218 | 49 906 | 34 | 11 | 2 | 3 | 11 | 6 | 1 | — | — | — | |
| 44112 | Used car dealers | 124 | 776 | 3 739 | 40 | 36 | 2 | 1 | 1 | — | — | — | — | — | |
| 441120 | Used car dealers | 124 | 776 | 3 739 | 40 | 36 | 2 | 1 | 1 | — | — | — | — | — | |
| 4413 | Automotive parts, accessories & tire stores | 471 | 2 425 | 11 560 | 57 | 31 | 12 | 8 | 6 | — | — | — | — | — | |
| 44131 | Automotive parts, accessories & tire stores | 415 | 2 094 | 10 219 | 44 | 24 | 7 | 7 | 6 | — | — | — | — | — | |
| 441310 | Automotive parts, accessories & tire stores | 415 | 2 094 | 10 219 | 44 | 24 | 7 | 7 | 6 | — | — | — | — | — | |
| 442 | Furniture & home furnishing stores | 753 | 3 809 | 14 898 | 123 | 74 | 24 | 18 | 6 | — | 1 | — | — | — | |
| 4421 | Furniture stores | 323 | 2 074 | 7 753 | 58 | 37 | 10 | 6 | 5 | — | — | — | — | — | |
| 44211 | Furniture stores | 323 | 2 074 | 7 753 | 58 | 37 | 10 | 6 | 5 | — | — | — | — | — | |
| 442110 | Furniture stores | 323 | 2 074 | 7 753 | 58 | 37 | 10 | 6 | 5 | — | — | — | — | — | |
| 4422 | Home furnishings stores | 430 | 1 735 | 7 145 | 65 | 37 | 14 | 12 | 1 | — | 1 | — | — | — | |
| 44221 | Floor covering stores | 104 | 619 | 2 587 | 25 | 17 | 5 | 3 | — | — | — | — | — | — | |
| 442210 | Floor covering stores | 104 | 619 | 2 587 | 25 | 17 | 5 | 3 | — | — | — | — | — | — | |
| 44229 | Other home furnishings stores | 326 | 1 116 | 4 558 | 40 | 20 | 9 | 9 | 1 | — | 1 | — | — | — | |
| 442299 | All other home furnishings stores | 301 | 1 031 | 4 184 | 34 | 16 | 8 | 8 | 1 | — | 1 | — | — | — | |
| 443 | Electronics & appliance stores | 666 | 4 518 | 18 767 | 82 | 48 | 22 | 6 | 3 | 2 | 1 | — | — | — | |
| 4431 | Electronics & appliance stores | 666 | 4 518 | 18 767 | 82 | 48 | 22 | 6 | 3 | 2 | 1 | — | — | — | |
| 44311 | Appliance, TV & all other electronics stores | 544 | 3 253 | 13 671 | 63 | 38 | 15 | 5 | 2 | 2 | 1 | — | — | — | |
| 443112 | Radio, television & other electronics stores | 466 | 2 802 | 10 703 | 47 | 28 | 11 | 4 | 1 | 2 | 1 | — | — | — | |
| 44312 | Computer & software stores | 110 | 1 214 | 4 887 | 15 | 7 | 6 | 1 | 1 | — | — | — | — | — | |
| 443120 | Computer & software stores | 110 | 1 214 | 4 887 | 15 | 7 | 6 | 1 | 1 | — | — | — | — | — | |
| 444 | Bldg material & garden equip & supp dealers | 1 635 | 11 906 | 55 145 | 96 | 54 | 17 | 14 | 6 | 2 | — | 3 | — | — | |
| 4441 | Building material & supplies dealers | 1 631 | 11 891 | 55 080 | 93 | 51 | 17 | 14 | 6 | 2 | — | 3 | — | — | |
| 44411 | Home centers (F) (D) | (F) | (D) | (D) | 6 | 3 | — | — | 1 | — | — | 2 | — | — | |
| 44412 | Paint & wallpaper stores (C) (D) | (C) | (D) | (D) | 11 | 6 | 2 | 1 | 1 | 1 | — | — | — | — | |
| 44413 | Hardware stores | 137 | 874 | 3 668 | 31 | 21 | 6 | 4 | — | — | — | — | — | — | |
| 444130 | Hardware stores | 137 | 874 | 3 668 | 31 | 21 | 6 | 4 | — | — | — | — | — | — | |
| 44419 | Other building material dealers | 755 | 6 630 | 29 040 | 45 | 21 | 9 | 9 | 4 | 1 | — | 1 | — | — | |
| 444190 | Other building material dealers | 755 | 6 630 | 29 040 | 45 | 21 | 9 | 9 | 4 | 1 | — | 1 | — | — | |
| 445 | Food & beverage stores | 5 113 | 24 074 | 97 616 | 632 | 506 | 61 | 25 | 19 | 7 | 13 | 1 | — | — | |
| 4451 | Grocery stores | 4 260 | 21 027 | 84 888 | 359 | 283 | 24 | 16 | 15 | 7 | 13 | 1 | — | — | |
| 44511 | Grocery (except convenience) stores | 3 942 | 19 915 | 80 155 | 273 | 206 | 23 | 12 | 6 | 13 | 1 | — | — | — | |
| 445110 | Grocery (except convenience) stores | 3 942 | 19 915 | 80 155 | 273 | 206 | 23 | 12 | 6 | 13 | 1 | — | — | — | |
| 44512 | Convenience stores | 318 | 1 112 | 4 733 | 86 | 77 | 1 | 4 | 3 | 1 | — | — | — | — | |
| 445120 | Convenience stores | 318 | 1 112 | 4 733 | 86 | 77 | 1 | 4 | 3 | 1 | — | — | — | — | |
| 4452 | Specialty food stores | 398 | 1 331 | 5 592 | 119 | 98 | 13 | 5 | 3 | — | — | — | — | — | |
| 44529 | Other specialty food stores | 195 | 637 | 2 613 | 50 | 36 | 11 | 1 | 2 | — | — | — | — | — | |
| 4453 | Beer, wine & liquor stores | 455 | 1 716 | 7 136 | 154 | 125 | 24 | 4 | 1 | — | — | — | — | — | |
| 44531 | Beer, wine & liquor stores | 455 | 1 716 | 7 136 | 154 | 125 | 24 | 4 | 1 | — | — | — | — | — | |
| 445310 | Beer, wine & liquor stores | 455 | 1 716 | 7 136 | 154 | 125 | 24 | 4 | 1 | — | — | — | — | — | |

See footnotes at end of table.

Table 6. Counties—Employees, Payroll, and Establishments by Industry: 2001—Con.

[Excludes most government employees, railroad employees, and self-employed persons. Size class 1 to 4 includes establishments with payroll, but no employees, during mid-March pay period. (D) denotes figures withheld to avoid disclosing data for individual companies; the data are included in broader industry totals. Detailed industries with 100 or more employees are shown if industry was not a (D). For explanation of terms, abbreviations, and data reliability/comparability, see introductory text]

| NAICS code | Industry | Number of employees for week including March 12 | Payroll (\$1,000) | | Total number of establishments | Number of establishments by employment-size class | | | | | | | | | |
|--------------------------------|--|---|-------------------|----------------|--------------------------------|---|------------|------------|-----------|-----------|------------|------------|------------|---------------|--|
| | | | First quarter | Annual | | 1 to 4 | 5 to 9 | 10 to 19 | 20 to 49 | 50 to 99 | 100 to 249 | 250 to 499 | 500 to 999 | 1,000 or more | |
| HUDSON—Con. | | | | | | | | | | | | | | | |
| 44-45 Retail trade—Con. | | | | | | | | | | | | | | | |
| 446 | Health & personal care stores | 1 762 | 8 027 | 35 115 | 196 | 99 | 48 | 23 | 23 | 2 | 1 | — | — | — | |
| 4461 | Health & personal care stores | 1 762 | 8 027 | 35 115 | 196 | 99 | 48 | 23 | 23 | 2 | 1 | — | — | — | |
| 44611 | Pharmacies & drug stores | 1 388 | 6 061 | 27 107 | 107 | 35 | 29 | 20 | 20 | 2 | 1 | — | — | — | |
| 446110 | Pharmacies & drug stores | 1 388 | 6 061 | 27 107 | 107 | 35 | 29 | 20 | 20 | 2 | 1 | — | — | — | |
| 44612 | Cosmetics, beauty supplies & perfume stores | 106 | 395 | 1 737 | 28 | 22 | 4 | 1 | 1 | — | — | — | — | — | |
| 446120 | Cosmetics, beauty supplies & perfume stores | 106 | 395 | 1 737 | 28 | 22 | 4 | 1 | 1 | — | — | — | — | — | |
| 44613 | Optical goods stores | 113 | 751 | 3 024 | 28 | 20 | 7 | — | 1 | — | — | — | — | — | |
| 446130 | Optical goods stores | 113 | 751 | 3 024 | 28 | 20 | 7 | — | 1 | — | — | — | — | — | |
| 44619 | Other health & personal care stores | 155 | 820 | 3 247 | 33 | 22 | 8 | 2 | 1 | — | — | — | — | — | |
| 447 | Gasoline stations | 696 | 2 934 | 11 702 | 146 | 96 | 32 | 15 | 3 | — | — | — | — | — | |
| 4471 | Gasoline stations | 696 | 2 934 | 11 702 | 146 | 96 | 32 | 15 | 3 | — | — | — | — | — | |
| 44711 | Gasoline stations with convenience stores | 241 | 1 029 | 3 750 | 34 | 19 | 8 | 5 | 2 | — | — | — | — | — | |
| 447110 | Gasoline stations with convenience stores | 241 | 1 029 | 3 750 | 34 | 19 | 8 | 5 | 2 | — | — | — | — | — | |
| 44719 | Other gasoline stations | 455 | 1 905 | 7 952 | 112 | 77 | 24 | 10 | 1 | — | — | — | — | — | |
| 447190 | Other gasoline stations | 455 | 1 905 | 7 952 | 112 | 77 | 24 | 10 | 1 | — | — | — | — | — | |
| 448 | Clothing & clothing accessories stores | 3 754 | 13 356 | 56 407 | 505 | 253 | 130 | 79 | 37 | 6 | — | — | — | — | |
| 4481 | Clothing stores | 2 830 | 9 804 | 40 966 | 326 | 149 | 77 | 61 | 34 | 5 | — | — | — | — | |
| 44811 | Men's clothing stores | 307 | 1 473 | 5 921 | 48 | 24 | 14 | 8 | 2 | — | — | — | — | — | |
| 448110 | Men's clothing stores | 307 | 1 473 | 5 921 | 48 | 24 | 14 | 8 | 2 | — | — | — | — | — | |
| 44812 | Women's clothing stores | 1 071 | 3 160 | 13 250 | 141 | 66 | 36 | 27 | 12 | — | — | — | — | — | |
| 448120 | Women's clothing stores | 1 071 | 3 160 | 13 250 | 141 | 66 | 36 | 27 | 12 | — | — | — | — | — | |
| 44813 | Children's & infants' clothing stores | 311 | 943 | 4 000 | 36 | 18 | 6 | 5 | 7 | — | — | — | — | — | |
| 448130 | Children's & infants' clothing stores | 311 | 943 | 4 000 | 36 | 18 | 6 | 5 | 7 | — | — | — | — | — | |
| 44814 | Family clothing stores | 762 | 2 546 | 10 784 | 57 | 22 | 8 | 15 | 8 | 4 | — | — | — | — | |
| 448140 | Family clothing stores | 762 | 2 546 | 10 784 | 57 | 22 | 8 | 15 | 8 | 4 | — | — | — | — | |
| 44815 | Clothing accessories stores | 139 | 530 | 2 239 | 16 | 8 | 4 | 2 | 1 | 1 | — | — | — | — | |
| 448150 | Clothing accessories stores | 139 | 530 | 2 239 | 16 | 8 | 4 | 2 | 1 | 1 | — | — | — | — | |
| 44819 | Other clothing stores | 240 | 1 152 | 4 772 | 28 | 11 | 9 | 4 | 4 | — | — | — | — | — | |
| 448190 | Other clothing stores | 240 | 1 152 | 4 772 | 28 | 11 | 9 | 4 | 4 | — | — | — | — | — | |
| 4482 | Shoe stores | 601 | 2 339 | 10 171 | 94 | 37 | 38 | 16 | 3 | — | — | — | — | — | |
| 44821 | Shoe stores | 601 | 2 339 | 10 171 | 94 | 37 | 38 | 16 | 3 | — | — | — | — | — | |
| 448210 | Shoe stores | 601 | 2 339 | 10 171 | 94 | 37 | 38 | 16 | 3 | — | — | — | — | — | |
| 4483 | Jewelry, luggage & leather goods stores | 323 | 1 213 | 5 270 | 85 | 67 | 15 | 2 | — | 1 | — | — | — | — | |
| 44831 | Jewelry stores | 299 | 1 085 | 4 662 | 81 | 65 | 14 | 1 | — | 1 | — | — | — | — | |
| 448310 | Jewelry stores | 299 | 1 085 | 4 662 | 81 | 65 | 14 | 1 | — | 1 | — | — | — | — | |
| 451 | Sporting goods, hobby, book & music stores | 808 | 3 269 | 14 441 | 117 | 73 | 21 | 13 | 7 | 3 | — | — | — | — | |
| 4511 | Sporting goods, hobby, musical instrument stores | 552 | 2 347 | 11 079 | 56 | 32 | 8 | 7 | 6 | 3 | — | — | — | — | |
| 45111 | Sporting goods stores | 229 | 988 | 4 911 | 26 | 18 | 2 | 1 | 4 | 1 | — | — | — | — | |
| 451110 | Sporting goods stores | 229 | 988 | 4 911 | 26 | 18 | 2 | 1 | 4 | 1 | — | — | — | — | |
| 45112 | Hobby, toy & game stores | 265 | 1 074 | 5 005 | 21 | 9 | 4 | 5 | 1 | 2 | — | — | — | — | |
| 451120 | Hobby, toy & game stores | 265 | 1 074 | 5 005 | 21 | 9 | 4 | 5 | 1 | 2 | — | — | — | — | |
| 4512 | Book, periodical & music stores | 256 | 922 | 3 362 | 61 | 41 | 13 | 6 | 1 | — | — | — | — | — | |
| 45121 | Book stores & news dealers | 146 | 583 | 2 109 | 38 | 28 | 8 | 1 | 1 | — | — | — | — | — | |
| 45122 | Pre-recorded tape, CD & record stores | 110 | 339 | 1 253 | 23 | 13 | 5 | 5 | — | — | — | — | — | — | |
| 451220 | Pre-recorded tape, CD & record stores | 110 | 339 | 1 253 | 23 | 13 | 5 | 5 | — | — | — | — | — | — | |
| 452 | General merchandise stores | 2 401 | 9 681 | 38 353 | 92 | 51 | 17 | 7 | 6 | 1 | 8 | 2 | — | — | |
| 4521 | Department stores | 1 726 | 6 990 | 26 805 | 10 | 1 | — | — | — | — | 7 | 2 | — | — | |
| 45211 | Department stores | 1 726 | 6 990 | 26 805 | 10 | 1 | — | — | — | — | 7 | 2 | — | — | |
| 452110 | Department stores | 1 726 | 6 990 | 26 805 | 10 | 1 | — | — | — | — | 7 | 2 | — | — | |
| 4529 | Other general merchandise stores | 675 | 2 691 | 11 548 | 82 | 50 | 17 | 7 | 6 | 1 | 1 | — | — | — | |
| 45291 | Warehouse clubs & superstores | (C) | (D) | (D) | 1 | — | — | — | — | — | 1 | — | — | — | |
| 45299 | All other general merchandise stores | (F) | (D) | (D) | 81 | 50 | 17 | 7 | 6 | 1 | — | — | — | — | |
| 453 | Miscellaneous store retailers | 798 | 3 442 | 14 091 | 162 | 114 | 24 | 15 | 9 | — | — | — | — | — | |
| 4531 | Florists | 136 | 487 | 1 808 | 40 | 30 | 8 | 1 | 1 | — | — | — | — | — | |
| 45311 | Florists | 136 | 487 | 1 808 | 40 | 30 | 8 | 1 | 1 | — | — | — | — | — | |
| 453110 | Florists | 136 | 487 | 1 808 | 40 | 30 | 8 | 1 | 1 | — | — | — | — | — | |
| 4532 | Office supplies, stationery & gift stores | 406 | 1 787 | 7 242 | 60 | 41 | 6 | 6 | 7 | — | — | — | — | — | |
| 45321 | Office supplies & stationery stores | 202 | 1 007 | 4 028 | 17 | 9 | 2 | 1 | 5 | — | — | — | — | — | |
| 453210 | Office supplies & stationery stores | 202 | 1 007 | 4 028 | 17 | 9 | 2 | 1 | 5 | — | — | — | — | — | |
| 45322 | Gift, novelty & souvenir stores | 204 | 780 | 3 214 | 43 | 32 | 4 | 5 | 2 | — | — | — | — | — | |
| 453220 | Gift, novelty & souvenir stores | 204 | 780 | 3 214 | 43 | 32 | 4 | 5 | 2 | — | — | — | — | — | |
| 4539 | Other miscellaneous store retailers | 193 | 922 | 3 996 | 50 | 36 | 8 | 5 | 1 | — | — | — | — | — | |
| 45399 | All other miscellaneous store retailers | 129 | 636 | 2 772 | 36 | 27 | 6 | 2 | 1 | — | — | — | — | — | |
| 453998 | All other misc store retailers (exc tobacco) | 107 | 547 | 2 485 | 27 | 20 | 4 | 2 | 1 | — | — | — | — | — | |
| 454 | Nonstore retailers | 1 068 | 12 704 | 36 086 | 66 | 33 | 13 | 10 | 6 | 3 | — | 1 | — | — | |
| 4541 | Electronic shopping & mail-order houses | 704 | 7 584 | 22 786 | 21 | 8 | 3 | 4 | 4 | 1 | — | 1 | — | — | |
| 45411 | Electronic shopping & mail-order houses | 704 | 7 584 | 22 786 | 21 | 8 | 3 | 4 | 4 | 1 | — | 1 | — | — | |
| 454110 | Electronic shopping & mail-order houses | 704 | 7 584 | 22 786 | 21 | 8 | 3 | 4 | 4 | 1 | — | 1 | — | — | |
| 4543 | Direct selling establishments | 328 | 4 887 | 12 518 | 36 | 20 | 7 | 5 | 2 | 2 | — | — | — | — | |
| 45431 | Fuel dealers | 121 | 1 090 | 3 716 | 17 | 6 | 6 | 4 | 1 | — | — | — | — | — | |
| 45439 | Other direct selling establishments | 207 | 3 797 | 8 802 | 19 | 14 | 1 | 1 | 1 | 2 | — | — | — | — | |
| 454390 | Other direct selling establishments | 207 | 3 797 | 8 802 | 19 | 14 | 1 | 1 | 1 | 2 | — | — | — | — | |
| 48-49 | Transportation & warehousing | 24 606 | 200 957 | 817 796 | 831 | 407 | 113 | 118 | 91 | 54 | 34 | 11 | 2 | 1 | |
| 483 | Water transportation | 720 | 10 011 | 40 185 | 18 | 2 | 2 | 5 | 5 | 3 | — | 1 | — | — | |
| 4831 | Deep sea, coastal & Great Lakes water trans. | (E) | (D) | (D) | 12 | 1 | 1 | 3 | 4 | 3 | — | — | — | — | |
| 48311 | Deep sea, coastal & Great Lakes water trans. | (E) | (D) | (D) | 12 | 1 | 1 | 3 | 4 | 3 | — | — | — | — | |
| 483111 | Deep sea freight transportation | 266 | 5 474 | 20 907 | 6 | — | — | — | 4 | 2 | — | — | — | — | |
| 4832 | Inland water transportation | (E) | (D) | (D) | 6 | 1 | 1 | 2 | 1 | — | — | 1 | — | — | |
| 48321 | Inland water transportation | (E) | (D) | (D) | 6 | 1 | 1 | 2 | 1 | — | — | 1 | — | — | |

See footnotes at end of table.

Table 6. Counties—Employees, Payroll, and Establishments by Industry: 2001—Con.

[Excludes most government employees, railroad employees, and self-employed persons. Size class 1 to 4 includes establishments with payroll, but no employees, during mid-March pay period. (D) denotes figures withheld to avoid disclosing data for individual companies; the data are included in broader industry totals. Detailed industries with 100 or more employees are shown if industry was not a (D). For explanation of terms, abbreviations, and data reliability/comparability, see introductory text]

| NAICS code | Industry | Number of employees for week including March 12 | Payroll (\$1,000) | | Total number of establishments | Number of establishments by employment-size class | | | | | | | | | |
|--|--|---|-------------------|----------------|--------------------------------|---|-----------|-----------|-----------|-----------|------------|------------|------------|---------------|--|
| | | | First quarter | Annual | | 1 to 4 | 5 to 9 | 10 to 19 | 20 to 49 | 50 to 99 | 100 to 249 | 250 to 499 | 500 to 999 | 1,000 or more | |
| HUDSON—Con. | | | | | | | | | | | | | | | |
| 48-49 Transportation & warehousing—Con. | | | | | | | | | | | | | | | |
| 484 | Truck transportation | 8 965 | 75 942 | 315 567 | 431 | 233 | 57 | 58 | 42 | 22 | 14 | 3 | 2 | - | |
| 4841 | General freight trucking | 7 277 | 60 630 | 251 576 | 285 | 152 | 32 | 37 | 32 | 15 | 12 | 3 | 2 | - | |
| 48411 | General freight trucking, local | 2 599 | 19 414 | 83 628 | 175 | 101 | 23 | 24 | 15 | 6 | 5 | 1 | - | - | |
| 484110 | General freight trucking, local | 2 599 | 19 414 | 83 628 | 175 | 101 | 23 | 24 | 15 | 6 | 5 | 1 | - | - | |
| 48412 | General freight trucking, long-distance | 4 678 | 41 216 | 167 948 | 110 | 51 | 9 | 13 | 17 | 9 | 7 | 2 | 2 | - | |
| 484121 | General freight trucking, long-distance, TL | 2 427 | 22 202 | 89 181 | 86 | 43 | 9 | 10 | 14 | 5 | 3 | 1 | 1 | - | |
| 484122 | General freight trucking, long-distance, LTL | 2 251 | 19 014 | 78 767 | 24 | 8 | - | 3 | 3 | 4 | 4 | 1 | 1 | - | |
| 4842 | Specialized freight trucking | 1 688 | 15 312 | 63 991 | 146 | 81 | 25 | 21 | 10 | 7 | 2 | - | - | - | |
| 48421 | Used household & office goods moving | 660 | 5 367 | 25 622 | 53 | 29 | 11 | 6 | 4 | 2 | 1 | - | - | - | |
| 484210 | Used household & office goods moving | 660 | 5 367 | 25 622 | 53 | 29 | 11 | 6 | 4 | 2 | 1 | - | - | - | |
| 48422 | Specialized freight (exc used) trucking, local | 672 | 6 655 | 24 696 | 76 | 44 | 12 | 12 | 5 | 3 | - | - | - | - | |
| 484220 | Specialized freight (exc used) trucking, local | 672 | 6 655 | 24 696 | 76 | 44 | 12 | 12 | 5 | 3 | - | - | - | - | |
| 48423 | Specialized freight (exc used) trucking, LDist | 356 | 3 290 | 13 673 | 17 | 8 | 2 | 3 | 1 | 2 | 1 | - | - | - | |
| 484230 | Specialized freight (exc used) trucking, LDist | 356 | 3 290 | 13 673 | 17 | 8 | 2 | 3 | 1 | 2 | 1 | - | - | - | |
| 485 | Transit & ground passenger transportation | (G) | (D) | (D) | 102 | 65 | 11 | 12 | 5 | 3 | 4 | 2 | - | - | |
| 4851 | Urban transit systems | (C) | (D) | (D) | 10 | 6 | 1 | 1 | 1 | 1 | - | - | - | - | |
| 48511 | Urban transit systems | (C) | (D) | (D) | 10 | 6 | 1 | 1 | 1 | 1 | - | - | - | - | |
| 4853 | Taxi & limousine service | (E) | (D) | (D) | 53 | 35 | 8 | 8 | 1 | 1 | - | - | - | - | |
| 48532 | Limousine service | 247 | 517 | 2 279 | 34 | 21 | 6 | 5 | 1 | 1 | - | - | - | - | |
| 485320 | Limousine service | 247 | 517 | 2 279 | 34 | 21 | 6 | 5 | 1 | 1 | - | - | - | - | |
| 4854 | School & employee bus transportation | 1 009 | 3 039 | 11 747 | 9 | 2 | 1 | - | 2 | - | 2 | 2 | - | - | |
| 48541 | School & employee bus transportation | 1 009 | 3 039 | 11 747 | 9 | 2 | 1 | - | 2 | - | 2 | 2 | - | - | |
| 485410 | School & employee bus transportation | 1 009 | 3 039 | 11 747 | 9 | 2 | 1 | - | 2 | - | 2 | 2 | - | - | |
| 4855 | Charter bus industry | 489 | 2 919 | 9 942 | 11 | 5 | 1 | 1 | 1 | 1 | 2 | - | - | - | |
| 48551 | Charter bus industry | 489 | 2 919 | 9 942 | 11 | 5 | 1 | 1 | 1 | 1 | 2 | - | - | - | |
| 485510 | Charter bus industry | 489 | 2 919 | 9 942 | 11 | 5 | 1 | 1 | 1 | 1 | 2 | - | - | - | |
| 487 | Scenic & sightseeing transportation | (C) | (D) | (D) | 5 | 1 | 2 | - | 1 | 1 | - | - | - | - | |
| 488 | Transportation support activities | 3 955 | 44 603 | 185 884 | 172 | 76 | 28 | 29 | 17 | 12 | 8 | 2 | - | - | |
| 4882 | Rail transportation support activities | 131 | 1 318 | 5 325 | 4 | - | - | 1 | 2 | 1 | - | - | - | - | |
| 48821 | Rail transportation support activities | 131 | 1 318 | 5 325 | 4 | - | - | 1 | 2 | 1 | - | - | - | - | |
| 488210 | Rail transportation support activities | 131 | 1 318 | 5 325 | 4 | - | - | 1 | 2 | 1 | - | - | - | - | |
| 4883 | Water transportation support activities | 813 | 9 370 | 39 464 | 18 | 5 | 3 | 1 | 4 | 2 | 3 | - | - | - | |
| 48831 | Port & harbor operations | (C) | (D) | (D) | 2 | - | - | - | - | 1 | 1 | - | - | - | |
| 48832 | Marine cargo handling | (E) | (D) | (D) | 3 | - | - | - | 1 | - | 2 | - | - | - | |
| 48833 | Other water transportation support activities .. | 156 | 1 852 | 7 641 | 9 | 4 | 1 | 1 | 2 | 1 | - | - | - | - | |
| 488330 | Other water transportation support activities .. | 156 | 1 852 | 7 641 | 9 | 4 | 1 | 1 | 2 | 1 | - | - | - | - | |
| 4885 | Freight transportation arrangement | 2 878 | 33 170 | 137 755 | 132 | 61 | 23 | 22 | 10 | 9 | 5 | 2 | - | - | |
| 48851 | Freight transportation arrangement | 2 878 | 33 170 | 137 755 | 132 | 61 | 23 | 22 | 10 | 9 | 5 | 2 | - | - | |
| 488510 | Freight transportation arrangement | 2 878 | 33 170 | 137 755 | 132 | 61 | 23 | 22 | 10 | 9 | 5 | 2 | - | - | |
| 492 | Couriers & messengers | (I) | (D) | (D) | 32 | 19 | 6 | 1 | 3 | 1 | 1 | - | - | 1 | |
| 4921 | Couriers | (H) | (D) | (D) | 9 | 4 | 2 | - | 2 | - | - | - | - | 1 | |
| 49211 | Couriers | (H) | (D) | (D) | 9 | 4 | 2 | - | 2 | - | - | - | - | 1 | |
| 4922 | Local messengers & local delivery | 293 | 1 743 | 6 490 | 23 | 15 | 4 | 1 | 1 | 1 | 1 | - | - | - | |
| 49221 | Local messengers & local delivery | 293 | 1 743 | 6 490 | 23 | 15 | 4 | 1 | 1 | 1 | 1 | - | - | - | |
| 492210 | Local messengers & local delivery | 293 | 1 743 | 6 490 | 23 | 15 | 4 | 1 | 1 | 1 | 1 | - | - | - | |
| 493 | Warehousing & storage | 3 656 | 26 138 | 99 922 | 69 | 10 | 6 | 13 | 18 | 12 | 7 | 3 | - | - | |
| 4931 | Warehousing & storage | 3 656 | 26 138 | 99 922 | 69 | 10 | 6 | 13 | 18 | 12 | 7 | 3 | - | - | |
| 49311 | General warehousing & storage | 2 700 | 17 597 | 66 393 | 56 | 8 | 6 | 13 | 13 | 10 | 4 | 2 | - | - | |
| 493110 | General warehousing & storage | 2 700 | 17 597 | 66 393 | 56 | 8 | 6 | 13 | 13 | 10 | 4 | 2 | - | - | |
| 49312 | Refrigerated warehousing & storage | (E) | (D) | (D) | 4 | - | - | - | 2 | - | 2 | - | - | - | |
| 49319 | Other warehousing & storage | 513 | 5 503 | 21 926 | 8 | 2 | - | - | 3 | 1 | 1 | 1 | - | - | |
| 493190 | Other warehousing & storage | 513 | 5 503 | 21 926 | 8 | 2 | - | - | 3 | 1 | 1 | 1 | - | - | |
| 51 | Information | 8 166 | 126 061 | 500 114 | 227 | 100 | 34 | 33 | 25 | 20 | 8 | 5 | 1 | 1 | |
| 511 | Publishing industries | 2 595 | 40 828 | 168 285 | 59 | 28 | 4 | 11 | 8 | 3 | 4 | - | - | 1 | |
| 5111 | Newspaper, periodical, book, database publishers | 2 308 | 34 290 | 142 608 | 38 | 16 | - | 9 | 7 | 2 | 3 | - | - | 1 | |
| 51111 | Newspaper publishers | 1 650 | 21 454 | 86 130 | 11 | 4 | - | 2 | 2 | 1 | 1 | - | - | 1 | |
| 511110 | Newspaper publishers | 1 650 | 21 454 | 86 130 | 11 | 4 | - | 2 | 2 | 1 | 1 | - | - | 1 | |
| 51112 | Periodical publishers | 195 | 3 612 | 12 304 | 14 | 8 | - | 3 | 2 | 1 | - | - | - | - | |
| 511120 | Periodical publishers | 195 | 3 612 | 12 304 | 14 | 8 | - | 3 | 2 | 1 | - | - | - | - | |
| 51113 | Book publishers | (C) | (D) | (D) | 3 | 1 | - | - | - | - | 1 | - | - | - | |
| 51114 | Database and directory publishers | (C) | (D) | (D) | 3 | 2 | - | - | - | - | 1 | - | - | - | |
| 51119 | Other publishers | 143 | 2 675 | 9 271 | 7 | 1 | - | 3 | 3 | - | - | - | - | - | |
| 511199 | All other publishers | 143 | 2 675 | 9 271 | 7 | 1 | - | 3 | 3 | - | - | - | - | - | |
| 5112 | Software publishers | 287 | 6 538 | 25 677 | 21 | 12 | 4 | 2 | 1 | 1 | 1 | - | - | - | |
| 51121 | Software publishers | 287 | 6 538 | 25 677 | 21 | 12 | 4 | 2 | 1 | 1 | 1 | - | - | - | |
| 511210 | Software publishers | 287 | 6 538 | 25 677 | 21 | 12 | 4 | 2 | 1 | 1 | 1 | - | - | - | |
| 512 | Motion picture & sound recording industries | 802 | 8 474 | 35 434 | 27 | 11 | 6 | 3 | 4 | 1 | 1 | 1 | - | - | |
| 5121 | Motion picture & video industries | 764 | 8 225 | 34 564 | 23 | 9 | 5 | 3 | 3 | 1 | 1 | 1 | - | - | |
| 51211 | Motion picture & video production | 545 | 7 691 | 32 071 | 9 | 5 | 1 | 1 | - | - | 1 | 1 | - | - | |
| 512110 | Motion picture & video production | 545 | 7 691 | 32 071 | 9 | 5 | 1 | 1 | - | - | 1 | 1 | - | - | |
| 51213 | Motion picture & video exhibition | 211 | 392 | 1 876 | 10 | 1 | 3 | 2 | 3 | 1 | - | - | - | - | |
| 512131 | Motion picture theaters (except drive-ins) .. | 211 | 392 | 1 876 | 10 | 1 | 3 | 2 | 3 | 1 | - | - | - | - | |

See footnotes at end of table.

Table 6. Counties—Employees, Payroll, and Establishments by Industry: 2001—Con.

[Excludes most government employees, railroad employees, and self-employed persons. Size class 1 to 4 includes establishments with payroll, but no employees, during mid-March pay period. (D) denotes figures withheld to avoid disclosing data for individual companies; the data are included in broader industry totals. Detailed industries with 100 or more employees are shown if industry was not a (D). For explanation of terms, abbreviations, and data reliability/comparability, see introductory text]

| NAICS code | Industry | Number of employees for week including March 12 | Payroll (\$1,000) | | Total number of establishments | Number of establishments by employment-size class | | | | | | | | | |
|----------------------------|---|---|-------------------|------------------|--------------------------------|---|------------|------------|------------|-----------|------------|------------|------------|---------------|--|
| | | | First quarter | Annual | | 1 to 4 | 5 to 9 | 10 to 19 | 20 to 49 | 50 to 99 | 100 to 249 | 250 to 499 | 500 to 999 | 1,000 or more | |
| HUDSON—Con. | | | | | | | | | | | | | | | |
| 51 Information—Con. | | | | | | | | | | | | | | | |
| 513 | Broadcasting & telecommunications | 3 198 | 42 553 | 175 108 | 95 | 39 | 16 | 16 | 8 | 11 | 2 | 2 | 1 | — | |
| 5131 | Radio & television broadcasting | (F) | (D) | (D) | 6 | 2 | — | 1 | — | 2 | — | 1 | — | — | |
| 51311 | Radio broadcasting | (C) | (D) | (D) | 5 | 2 | — | 1 | — | 2 | — | — | — | — | |
| 51312 | Television broadcasting | (E) | (D) | (D) | 1 | — | — | — | — | — | — | 1 | — | — | |
| 5132 | Cable networks & program distribution | 1 337 | 14 111 | 63 394 | 19 | 9 | 2 | 1 | 1 | 4 | 1 | — | 1 | — | |
| 51321 | Cable networks | 1 088 | 11 671 | 52 722 | 11 | 6 | 1 | 1 | — | 1 | 1 | — | 1 | — | |
| 513210 | Cable networks | 1 088 | 11 671 | 52 722 | 11 | 6 | 1 | 1 | — | 1 | 1 | — | 1 | — | |
| 51322 | Cable & other program distribution | 249 | 2 440 | 10 672 | 8 | 3 | 1 | — | 1 | 3 | — | — | — | — | |
| 513220 | Cable & other program distribution | 249 | 2 440 | 10 672 | 8 | 3 | 1 | — | 1 | 3 | — | — | — | — | |
| 5133 | Telecommunications | (G) | (D) | (D) | 70 | 28 | 14 | 14 | 7 | 5 | 1 | 1 | — | — | |
| 51331 | Wired telecommunications carriers | 973 | 13 973 | 56 844 | 40 | 19 | 5 | 7 | 3 | 4 | 1 | 1 | — | — | |
| 513310 | Wired telecommunications carriers | 973 | 13 973 | 56 844 | 40 | 19 | 5 | 7 | 3 | 4 | 1 | 1 | — | — | |
| 51333 | Telecommunications resellers | 209 | 3 629 | 12 427 | 11 | 2 | 1 | 4 | 4 | — | — | — | — | — | |
| 513330 | Telecommunications resellers | 209 | 3 629 | 12 427 | 11 | 2 | 1 | 4 | 4 | — | — | — | — | — | |
| 514 | Information & data processing services | 1 571 | 34 206 | 121 287 | 46 | 22 | 8 | 3 | 5 | 5 | 1 | 2 | — | — | |
| 5141 | Information services | 840 | 22 810 | 74 598 | 22 | 9 | 4 | 1 | 3 | 3 | 1 | 1 | — | — | |
| 51411 | News syndicates | (E) | (D) | (D) | 3 | 1 | — | — | — | 1 | 1 | — | — | — | |
| 51419 | Other information services | (E) | (D) | (D) | 18 | 8 | 3 | 1 | 3 | 3 | — | — | — | — | |
| 514191 | On-line information services | 317 | 12 034 | 40 320 | 16 | 7 | 3 | 1 | 2 | 3 | — | — | — | — | |
| 5142 | Data processing services | 731 | 11 396 | 46 689 | 24 | 13 | 4 | 2 | 2 | 2 | — | 1 | — | — | |
| 51421 | Data processing services | 731 | 11 396 | 46 689 | 24 | 13 | 4 | 2 | 2 | 2 | — | 1 | — | — | |
| 514210 | Data processing services | 731 | 11 396 | 46 689 | 24 | 13 | 4 | 2 | 2 | 2 | — | 1 | — | — | |
| 52 | Finance & insurance | 30 754 | 1 134 974 | 3 444 550 | 1 061 | 424 | 254 | 182 | 127 | 30 | 18 | 14 | 8 | 4 | |
| 522 | Credit intermediation & related activities | 6 852 | 128 536 | 493 192 | 269 | 78 | 89 | 57 | 28 | 6 | 3 | 5 | 3 | — | |
| 5221 | Depository credit intermediation | 5 638 | 95 636 | 369 124 | 203 | 35 | 77 | 56 | 23 | 4 | 1 | 4 | 3 | — | |
| 52211 | Commercial banking | 3 786 | 68 599 | 274 110 | 125 | 16 | 50 | 36 | 15 | 2 | 1 | 3 | 2 | — | |
| 522110 | Commercial banking | 3 786 | 68 599 | 274 110 | 125 | 16 | 50 | 36 | 15 | 2 | 1 | 3 | 2 | — | |
| 52212 | Savings institutions | 1 037 | 10 363 | 42 088 | 56 | 4 | 23 | 18 | 8 | 2 | — | 1 | — | — | |
| 522120 | Savings institutions | 1 037 | 10 363 | 42 088 | 56 | 4 | 23 | 18 | 8 | 2 | — | 1 | — | — | |
| 52219 | Other depository credit intermediation | (F) | (D) | (D) | 2 | 1 | — | — | — | — | — | — | 1 | — | |
| 5222 | Nondepository credit intermediation | 741 | 13 742 | 51 515 | 27 | 17 | 3 | 1 | 3 | 1 | 1 | 1 | — | — | |
| 52229 | Other nondepository credit intermediation | 713 | 13 084 | 48 715 | 23 | 14 | 3 | 1 | 2 | 1 | 1 | 1 | — | — | |
| 522298 | All oth nondepository credit intermediation | 122 | 3 110 | 12 461 | 5 | 2 | — | 1 | 1 | 1 | — | — | — | — | |
| 5223 | Activities related to credit intermediation | 473 | 19 158 | 72 553 | 39 | 26 | 9 | — | 2 | 1 | 1 | — | — | — | |
| 52231 | Mortgage & nonmortgage brokers | (C) | (D) | (D) | 4 | 3 | — | — | — | 1 | — | — | — | — | |
| 52232 | Financial clearinghouse & reserve activities | (C) | (D) | (D) | 9 | 5 | 2 | — | 1 | 1 | — | — | — | — | |
| 52239 | Other credit intermediation activities | 126 | 964 | 3 841 | 26 | 18 | 7 | — | 1 | — | — | — | — | — | |
| 522390 | Other credit intermediation activities | 126 | 964 | 3 841 | 26 | 18 | 7 | — | 1 | — | — | — | — | — | |
| 523 | Security, commodity contracts & like activity | 20 738 | 923 542 | 2 691 277 | 648 | 262 | 140 | 111 | 87 | 22 | 11 | 8 | 3 | 4 | |
| 5231 | Scrtcy & comdty contracts intermed & brokerage | 19 131 | 886 001 | 2 526 385 | 577 | 225 | 132 | 101 | 79 | 17 | 9 | 7 | 3 | 4 | |
| 52311 | Investment banking & securities dealing | 9 118 | 550 718 | 1 235 778 | 144 | 44 | 28 | 25 | 27 | 7 | 6 | 3 | 3 | 1 | |
| 523110 | Investment banking & securities dealing | 9 118 | 550 718 | 1 235 778 | 144 | 44 | 28 | 25 | 27 | 7 | 6 | 3 | 3 | 1 | |
| 52312 | Securities brokerage | 9 926 | 332 678 | 1 284 150 | 427 | 178 | 103 | 75 | 52 | 9 | 3 | 4 | — | 3 | |
| 523120 | Securities brokerage | 9 926 | 332 678 | 1 284 150 | 427 | 178 | 103 | 75 | 52 | 9 | 3 | 4 | — | 3 | |
| 5239 | Other financial investment activities | 1 607 | 37 541 | 164 892 | 71 | 37 | 8 | 10 | 8 | 5 | 2 | 1 | — | — | |
| 52392 | Portfolio management | 812 | 24 969 | 109 367 | 13 | 4 | 2 | 2 | 3 | — | 1 | 1 | — | — | |
| 523920 | Portfolio management | 812 | 24 969 | 109 367 | 13 | 4 | 2 | 2 | 3 | — | 1 | 1 | — | — | |
| 52393 | Investment advice | 166 | 3 627 | 16 820 | 25 | 19 | 2 | 2 | 1 | 1 | — | — | — | — | |
| 523930 | Investment advice | 166 | 3 627 | 16 820 | 25 | 19 | 2 | 2 | 1 | 1 | — | — | — | — | |
| 52399 | All other financial investment activities | (F) | (D) | (D) | 26 | 10 | 2 | 6 | 3 | 4 | 1 | — | — | — | |
| 524 | Insurance carriers & related activities | 3 094 | 74 571 | 230 175 | 133 | 77 | 23 | 13 | 11 | 2 | 4 | 1 | 2 | — | |
| 5241 | Insurance carriers | 2 106 | 58 318 | 157 535 | 17 | 3 | 4 | 2 | 2 | 1 | 2 | 1 | 2 | — | |
| 52411 | Direct life, health, medical insurance carriers | 1 891 | 55 289 | 144 359 | 9 | 1 | 1 | 2 | — | 1 | 1 | 1 | 2 | — | |
| 52412 | Other direct insurance carriers | (C) | (D) | (D) | 7 | 2 | 2 | — | 2 | — | 1 | — | — | — | |
| 5242 | Agencies & other insurance related activities | 988 | 16 253 | 72 640 | 116 | 74 | 19 | 11 | 9 | 1 | 2 | — | — | — | |
| 52421 | Insurance agencies & brokerages | 727 | 11 108 | 45 940 | 99 | 62 | 18 | 10 | 7 | 1 | 1 | — | — | — | |
| 524210 | Insurance agencies & brokerages | 727 | 11 108 | 45 940 | 99 | 62 | 18 | 10 | 7 | 1 | 1 | — | — | — | |
| 52429 | Other insurance related activities | 261 | 5 145 | 26 700 | 17 | 12 | 1 | 1 | 2 | — | 1 | — | — | — | |
| 524292 | Insurance & pension funds, third party admin | 210 | 4 566 | 23 965 | 10 | 7 | 1 | — | 1 | — | 1 | — | — | — | |
| 53 | Real estate & rental & leasing | 4 386 | 49 830 | 167 692 | 620 | 431 | 94 | 45 | 39 | 5 | 6 | — | — | — | |
| 531 | Real estate | 3 317 | 37 203 | 118 299 | 540 | 391 | 78 | 31 | 33 | 4 | 3 | — | — | — | |
| 5311 | Lessors of real estate | 1 626 | 25 626 | 69 064 | 308 | 231 | 41 | 18 | 16 | 1 | 1 | — | — | — | |
| 53111 | Lessors of residential buildings & dwellings | 919 | 4 611 | 19 792 | 203 | 152 | 25 | 13 | 13 | — | — | — | — | — | |
| 531110 | Lessors of residential buildings & dwellings | 919 | 4 611 | 19 792 | 203 | 152 | 25 | 13 | 13 | — | — | — | — | — | |
| 531112 | Lessors of nonres bldg (exc miniwarehouses) | 582 | 20 278 | 46 324 | 85 | 64 | 13 | 5 | 1 | 1 | 1 | — | — | — | |
| 5311120 | Lessors of nonres bldg (exc miniwarehouses) | 582 | 20 278 | 46 324 | 85 | 64 | 13 | 5 | 1 | 1 | 1 | — | — | — | |
| 531113 | Lessors of miniwarehouses & self storage units | 116 | 701 | 2 826 | 15 | 10 | 3 | — | 2 | — | — | — | — | — | |
| 5311130 | Lessors of miniwarehouses & self storage units | 116 | 701 | 2 826 | 15 | 10 | 3 | — | 2 | — | — | — | — | — | |
| 5312 | Offices of real estate agents & brokers | 405 | 2 355 | 10 577 | 107 | 87 | 11 | 6 | 3 | — | — | — | — | — | |
| 53121 | Offices of real estate agents & brokers | 405 | 2 355 | 10 577 | 107 | 87 | 11 | 6 | 3 | — | — | — | — | — | |
| 531210 | Offices of real estate agents & brokers | 405 | 2 355 | 10 577 | 107 | 87 | 11 | 6 | 3 | — | — | — | — | — | |
| 5313 | Activities related to real estate | 1 286 | 9 222 | 38 658 | 125 | 73 | 26 | 7 | 14 | 3 | 2 | — | — | — | |
| 53131 | Real estate property managers | 1 104 | 7 157 | 29 973 | 92 | 53 | 19 | 3 | 12 | 3 | 2 | — | — | — | |
| 531311 | Residential property managers | 753 | 4 892 | 20 921 | 70 | 39 | 17 | 3 | 8 | 2 | 1 | — | — | — | |
| 531312 | Nonresidential property managers | 351 | 2 265 | 9 052 | 22 | 14 | 2 | — | 4 | 1 | 1 | — | — | — | |
| 53139 | Other activities related to real estate | 127 | 1 614 | 6 387 | 19 | 10 | 4 | 3 | 2 | — | — | — | — | — | |
| 531390 | Other activities related to real estate | 127 | 1 614 | 6 387 | 19 | 10 | 4 | 3 | 2 | — | — | — | — | — | |

See footnotes at end of table.

Table 6. Counties—Employees, Payroll, and Establishments by Industry: 2001—Con.

[Excludes most government employees, railroad employees, and self-employed persons. Size class 1 to 4 includes establishments with payroll, but no employees, during mid-March pay period. (D) denotes figures withheld to avoid disclosing data for individual companies; the data are included in broader industry totals. Detailed industries with 100 or more employees are shown if industry was not a (D). For explanation of terms, abbreviations, and data reliability/comparability, see introductory text]

| NAICS code | Industry | Number of employees for week including March 12 | Payroll (\$1,000) | | Total number of establishments | Number of establishments by employment-size class | | | | | | | | | |
|--------------------|--|---|-------------------|------------------|--------------------------------|---|------------|-----------|-----------|-----------|------------|------------|------------|---------------|--|
| | | | First quarter | Annual | | 1 to 4 | 5 to 9 | 10 to 19 | 20 to 49 | 50 to 99 | 100 to 249 | 250 to 499 | 500 to 999 | 1,000 or more | |
| HUDSON—Con. | | | | | | | | | | | | | | | |
| 53 | Real estate & rental & leasing—Con. | | | | | | | | | | | | | | |
| 532 | Rental & leasing services | (G) | (D) | (D) | 77 | 39 | 15 | 13 | 6 | 1 | 3 | — | — | — | |
| 5321 | Automotive equipment rental & leasing | 442 | 5 392 | 21 015 | 23 | 12 | 3 | 3 | 3 | 1 | 1 | — | — | — | |
| 53212 | Truck, utility trailer & RV rental & leasing | 419 | 5 282 | 20 424 | 16 | 7 | 2 | 2 | 3 | 1 | 1 | — | — | — | |
| 532120 | Truck, utility trailer & RV rental & leasing | 419 | 5 282 | 20 424 | 16 | 7 | 2 | 2 | 3 | 1 | 1 | — | — | — | |
| 5322 | Consumer goods rental | 202 | 833 | 3 297 | 31 | 16 | 8 | 6 | 1 | — | — | — | — | — | |
| 53223 | Video tape & disc rental | 124 | 330 | 1 449 | 23 | 15 | 4 | 4 | — | — | — | — | — | — | |
| 532230 | Video tape & disc rental | 124 | 330 | 1 449 | 23 | 15 | 4 | 4 | — | — | — | — | — | — | |
| 5324 | Commercial, industrial equip rental & leasing ... | 359 | 5 294 | 21 244 | 14 | 7 | — | 3 | 2 | — | 2 | — | — | — | |
| 53242 | Office machinery & equipment rental & leasing | (C) | (D) | (D) | 5 | 2 | — | 2 | — | — | 1 | — | — | — | |
| 53249 | Oth commercial, industrial equip rental, lease | 163 | 2 257 | 8 074 | 6 | 3 | — | 1 | 1 | — | 1 | — | — | — | |
| 532490 | Oth commercial, industrial equip rental, lease | 163 | 2 257 | 8 074 | 6 | 3 | — | 1 | 1 | — | 1 | — | — | — | |
| 54 | Professional, scientific & technical services | 11 287 | 158 045 | 635 973 | 1 238 | 904 | 157 | 92 | 52 | 13 | 13 | 5 | 1 | 1 | |
| 541 | Professional, scientific & technical services | 11 287 | 158 045 | 635 973 | 1 238 | 904 | 157 | 92 | 52 | 13 | 13 | 5 | 1 | 1 | |
| 5411 | Legal services | 1 402 | 14 370 | 61 990 | 291 | 211 | 51 | 20 | 5 | 3 | 1 | — | — | — | |
| 54111 | Offices of lawyers | 1 316 | 13 271 | 57 419 | 284 | 205 | 51 | 20 | 5 | 2 | 1 | — | — | — | |
| 541110 | Offices of lawyers | 1 316 | 13 271 | 57 419 | 284 | 205 | 51 | 20 | 5 | 2 | 1 | — | — | — | |
| 5412 | Accounting, tax prep, bookkeep, payroll services | 2 087 | 31 221 | 119 886 | 126 | 93 | 20 | 6 | 1 | 1 | 4 | — | — | 1 | |
| 54121 | Accounting, tax prep, bookkeep, payroll services | 2 087 | 31 221 | 119 886 | 126 | 93 | 20 | 6 | 1 | 1 | 4 | — | — | 1 | |
| 541211 | Offices of certified public accountants | 172 | 1 198 | 5 084 | 54 | 44 | 8 | 1 | — | — | — | — | — | — | |
| 541213 | Tax preparation services | 247 | 667 | 2 465 | 20 | 15 | 4 | — | — | — | 1 | — | — | — | |
| 541214 | Payroll services | 1 332 | 24 831 | 95 417 | 6 | 1 | — | 1 | — | 1 | 2 | — | — | 1 | |
| 541219 | Other accounting services | 336 | 4 525 | 16 920 | 46 | 33 | 8 | 4 | — | — | 1 | — | — | — | |
| 5413 | Architectural, engineering & related services ... | 909 | 10 398 | 43 862 | 76 | 43 | 12 | 12 | 6 | 2 | — | 1 | — | — | |
| 54131 | Architectural services | 122 | 1 409 | 6 317 | 22 | 12 | 6 | 3 | 1 | — | — | — | — | — | |
| 541310 | Architectural services | 122 | 1 409 | 6 317 | 22 | 12 | 6 | 3 | 1 | — | — | — | — | — | |
| 54133 | Engineering services | 612 | 7 388 | 31 123 | 39 | 23 | 4 | 7 | 3 | 1 | — | 1 | — | — | |
| 541330 | Engineering services | 612 | 7 388 | 31 123 | 39 | 23 | 4 | 7 | 3 | 1 | — | 1 | — | — | |
| 5414 | Specialized design services | (C) | (D) | (D) | 54 | 45 | 5 | 2 | 2 | — | — | — | — | — | |
| 5415 | Computer systems design & related services ... | 3 037 | 59 495 | 223 347 | 378 | 290 | 36 | 22 | 20 | 2 | 6 | 2 | — | — | |
| 54151 | Computer systems design & related services ... | 3 037 | 59 495 | 223 347 | 378 | 290 | 36 | 22 | 20 | 2 | 6 | 2 | — | — | |
| 541511 | Custom computer programming services ... | 1 810 | 32 343 | 126 420 | 174 | 136 | 12 | 7 | 1 | 4 | 2 | — | — | — | |
| 541512 | Computer systems design services | 623 | 13 522 | 54 369 | 111 | 86 | 13 | 5 | 5 | 1 | 1 | — | — | — | |
| 541513 | Computer facilities management services ... | 125 | 2 402 | 9 659 | 15 | 6 | 5 | 1 | 3 | — | — | — | — | — | |
| 541519 | Other computer related services | 479 | 11 228 | 32 899 | 78 | 62 | 6 | 4 | 5 | — | 1 | — | — | — | |
| 5416 | Management, sci & tech consulting services | 2 274 | 29 494 | 130 530 | 188 | 144 | 14 | 14 | 9 | 4 | 1 | 1 | 1 | — | |
| 54161 | Management consulting services | 1 971 | 26 381 | 115 824 | 151 | 115 | 13 | 11 | 7 | 2 | 1 | 1 | 1 | — | |
| 541611 | Admin & gen management consulting services | 673 | 12 992 | 53 860 | 70 | 53 | 6 | 7 | 2 | 1 | — | 1 | — | — | |
| 541612 | Human res & exec search consulting services | 1 202 | 11 406 | 50 402 | 44 | 29 | 6 | 2 | 4 | 1 | 1 | — | 1 | — | |
| 54162 | Environmental consulting services | 108 | 1 221 | 4 879 | 10 | 6 | — | 3 | — | 1 | — | — | — | — | |
| 541620 | Environmental consulting services | 108 | 1 221 | 4 879 | 10 | 6 | — | 3 | — | 1 | — | — | — | — | |
| 54169 | Oth scientific & technical consulting services ... | 195 | 1 892 | 9 827 | 27 | 23 | 1 | — | 2 | 1 | — | — | — | — | |
| 541690 | Oth scientific & technical consulting services | 195 | 1 892 | 9 827 | 27 | 23 | 1 | — | 2 | 1 | — | — | — | — | |
| 5418 | Advertising & related services | 880 | 7 647 | 32 101 | 51 | 28 | 11 | 6 | 4 | 1 | — | 1 | — | — | |
| 54181 | Advertising agencies | 119 | 1 613 | 5 626 | 16 | 9 | 4 | 2 | 1 | — | — | — | — | — | |
| 541810 | Advertising agencies | 119 | 1 613 | 5 626 | 16 | 9 | 4 | 2 | 1 | — | — | — | — | — | |
| 54186 | Direct mail advertising | 622 | 4 804 | 20 601 | 9 | 4 | — | 1 | 2 | 1 | — | 1 | — | — | |
| 541860 | Direct mail advertising | 622 | 4 804 | 20 601 | 9 | 4 | — | 1 | 2 | 1 | — | 1 | — | — | |
| 5419 | Oth professional, scientific, technical services ... | 506 | 2 813 | 12 987 | 65 | 44 | 7 | 8 | 5 | — | 1 | — | — | — | |
| 54191 | Marketing research & public opinion polling ... | 225 | 1 114 | 5 235 | 7 | 2 | 2 | 1 | 1 | — | 1 | — | — | — | |
| 541910 | Marketing research & public opinion polling | 225 | 1 114 | 5 235 | 7 | 2 | 2 | 1 | 1 | — | 1 | — | — | — | |
| 54194 | Veterinary services | 145 | 943 | 4 631 | 11 | 3 | 1 | 4 | 3 | — | — | — | — | — | |
| 541940 | Veterinary services | 145 | 943 | 4 631 | 11 | 3 | 1 | 4 | 3 | — | — | — | — | — | |
| 55 | Management of companies & enterprises | 13 014 | 337 535 | 1 000 686 | 133 | 37 | 19 | 16 | 22 | 10 | 13 | 8 | 7 | 1 | |
| 551 | Management of companies & enterprises | 13 014 | 337 535 | 1 000 686 | 133 | 37 | 19 | 16 | 22 | 10 | 13 | 8 | 7 | 1 | |
| 5511 | Management of companies & enterprises | 13 014 | 337 535 | 1 000 686 | 133 | 37 | 19 | 16 | 22 | 10 | 13 | 8 | 7 | 1 | |
| 55111 | Management of companies & enterprises | 13 014 | 337 535 | 1 000 686 | 133 | 37 | 19 | 16 | 22 | 10 | 13 | 8 | 7 | 1 | |
| 551112 | Offices of other holding companies | 561 | 66 992 | 220 313 | 26 | 13 | 3 | 3 | 5 | 1 | — | 1 | — | — | |
| 551114 | Corp. subsidiary & regional managing offices | 12 453 | 270 543 | 780 373 | 107 | 24 | 16 | 13 | 17 | 9 | 13 | 7 | 7 | 1 | |
| 56 | Admin, support, waste mgt, remediation services | 15 829 | 91 775 | 373 495 | 553 | 303 | 70 | 65 | 53 | 28 | 23 | 8 | 2 | 1 | |
| 561 | Administrative & support services | 14 743 | 80 209 | 330 260 | 513 | 286 | 63 | 59 | 48 | 27 | 19 | 8 | 2 | 1 | |
| 5611 | Office administrative services | 1 469 | 17 565 | 67 049 | 62 | 32 | 4 | 12 | 5 | 6 | 1 | 2 | — | — | |
| 56111 | Office administrative services | 1 469 | 17 565 | 67 049 | 62 | 32 | 4 | 12 | 5 | 6 | 1 | 2 | — | — | |
| 561110 | Office administrative services | 1 469 | 17 565 | 67 049 | 62 | 32 | 4 | 12 | 5 | 6 | 1 | 2 | — | — | |
| 5613 | Employment services | 4 706 | 25 110 | 109 047 | 72 | 21 | 5 | 9 | 12 | 12 | 10 | 1 | 2 | — | |
| 56131 | Employment placement agencies | 1 521 | 7 038 | 34 814 | 23 | 8 | 2 | 2 | 4 | 3 | 3 | — | 1 | — | |
| 561310 | Employment placement agencies | 1 521 | 7 038 | 34 814 | 23 | 8 | 2 | 2 | 4 | 3 | 3 | — | 1 | — | |
| 56132 | Temporary help services | 3 029 | 16 760 | 68 642 | 42 | 13 | 1 | 6 | 4 | 9 | 7 | 1 | 1 | — | |
| 561320 | Temporary help services | 3 029 | 16 760 | 68 642 | 42 | 13 | 1 | 6 | 4 | 9 | 7 | 1 | 1 | — | |
| 56133 | Employee leasing services | 156 | 1 312 | 5 591 | 7 | — | 2 | 1 | 4 | — | — | — | — | — | |
| 561330 | Employee leasing services | 156 | 1 312 | 5 591 | 7 | — | 2 | 1 | 4 | — | — | — | — | — | |
| 5614 | Business support services | 358 | 2 403 | 9 549 | 34 | 18 | 2 | 9 | 4 | 1 | — | — | — | — | |
| 56142 | Telephone call centers | (C) | (D) | (D) | 5 | 1 | — | 3 | — | 1 | — | — | — | — | |

See footnotes at end of table.

Table 6. Counties—Employees, Payroll, and Establishments by Industry: 2001—Con.

[Excludes most government employees, railroad employees, and self-employed persons. Size class 1 to 4 includes establishments with payroll, but no employees, during mid-March pay period. (D) denotes figures withheld to avoid disclosing data for individual companies; the data are included in broader industry totals. Detailed industries with 100 or more employees are shown if industry was not a (D). For explanation of terms, abbreviations, and data reliability/comparability, see introductory text]

| NAICS code | Industry | Number of employees for week including March 12 | Payroll (\$1,000) | | Total number of establishments | Number of establishments by employment-size class | | | | | | | | | | | |
|------------|---|---|-------------------|----------------|--------------------------------|---|------------|------------|-----------|-----------|------------|------------|------------|---------------|----------|----------|----------|
| | | | First quarter | Annual | | 1 to 4 | 5 to 9 | 10 to 19 | 20 to 49 | 50 to 99 | 100 to 249 | 250 to 499 | 500 to 999 | 1,000 or more | | | |
| 56 | HUDSON—Con. | | | | | | | | | | | | | | | | |
| | Admin, support, waste mgt, remediation services—Con. | | | | | | | | | | | | | | | | |
| 561 | Administrative & support services—Con. | | | | | | | | | | | | | | | | |
| 5615 | Travel arrangement & reservation services | 513 | 3 563 | 12 955 | 111 | 83 | 17 | 7 | 3 | 1 | — | — | — | — | — | — | — |
| 56151 | Travel agencies | 327 | 2 379 | 8 726 | 87 | 65 | 14 | 5 | 3 | — | — | — | — | — | — | — | — |
| 561510 | Travel agencies | 327 | 2 379 | 8 726 | 87 | 65 | 14 | 5 | 3 | — | — | — | — | — | — | — | — |
| 56159 | Oth travel arrangement & reservation services | 170 | 1 092 | 3 901 | 20 | 15 | 2 | 2 | — | 1 | — | — | — | — | — | — | — |
| 5616 | Investigation & security services | 1 333 | 5 717 | 23 831 | 36 | 19 | 2 | 5 | 3 | 1 | 5 | 1 | — | — | — | — | — |
| 56161 | Investigation, guard & armored car services .. | 1 124 | 4 714 | 19 326 | 19 | 5 | 1 | 4 | 3 | 1 | 4 | 1 | — | — | — | — | — |
| 561612 | Security guards & patrol services | 950 | 3 903 | 14 616 | 11 | — | 1 | 3 | 2 | 1 | 3 | 1 | — | — | — | — | — |
| 56162 | Security systems services | 209 | 1 003 | 4 505 | 17 | 14 | 1 | 1 | — | — | 1 | — | — | — | — | — | — |
| 561621 | Security systems services (except locksmiths) | 176 | 739 | 3 277 | 8 | 7 | — | — | — | — | 1 | — | — | — | — | — | — |
| 5617 | Services to buildings & dwellings | 4 939 | 16 762 | 72 057 | 141 | 90 | 25 | 10 | 9 | 2 | 1 | 3 | — | — | — | — | 1 |
| 56172 | Janitorial services | 4 779 | 15 894 | 68 173 | 90 | 51 | 15 | 9 | 8 | 2 | 1 | 3 | — | — | — | — | 1 |
| 561720 | Janitorial services | 4 779 | 15 894 | 68 173 | 90 | 51 | 15 | 9 | 8 | 2 | 1 | 3 | — | — | — | — | 1 |
| 5619 | Other support services | 1 411 | 8 768 | 34 531 | 53 | 20 | 7 | 7 | 12 | 4 | 2 | 1 | — | — | — | — | — |
| 56191 | Packaging & labeling services | (E) | (D) | (D) | 13 | 3 | 2 | — | 5 | 2 | 1 | — | — | — | — | — | — |
| 56192 | Convention & trade show organizers | (C) | (D) | (D) | 4 | 3 | — | — | — | — | 1 | — | — | — | — | — | — |
| 56199 | All other support services | 780 | 4 965 | 20 731 | 36 | 14 | 5 | 7 | 7 | 2 | — | 1 | — | — | — | — | — |
| 561990 | All other support services | 780 | 4 965 | 20 731 | 36 | 14 | 5 | 7 | 7 | 2 | — | 1 | — | — | — | — | — |
| 562 | Waste management & remediation services | 1 086 | 11 566 | 43 235 | 40 | 17 | 7 | 6 | 5 | 1 | 4 | — | — | — | — | — | — |
| 5621 | Waste collection | 214 | 2 529 | 10 585 | 19 | 9 | 4 | 3 | 2 | 1 | — | — | — | — | — | — | — |
| 56211 | Waste collection | 214 | 2 529 | 10 585 | 19 | 9 | 4 | 3 | 2 | 1 | — | — | — | — | — | — | — |
| 562111 | Solid waste collection | 208 | 2 482 | 10 314 | 16 | 7 | 3 | 3 | 2 | 1 | — | — | — | — | — | — | — |
| 5622 | Waste treatment & disposal | 555 | 6 918 | 22 413 | 7 | 2 | — | 1 | 2 | — | 2 | — | — | — | — | — | — |
| 56221 | Waste treatment & disposal | 555 | 6 918 | 22 413 | 7 | 2 | — | 1 | 2 | — | 2 | — | — | — | — | — | — |
| 5629 | Remediation & oth waste management services | 317 | 2 119 | 10 237 | 14 | 6 | 3 | 2 | 1 | — | 2 | — | — | — | — | — | — |
| 56291 | Remediation services | (C) | (D) | (D) | 8 | 2 | 3 | 2 | — | — | 1 | — | — | — | — | — | — |
| 56292 | Materials recovery facilities | 154 | 1 229 | 5 663 | 4 | 2 | — | — | 1 | — | 1 | — | — | — | — | — | — |
| 562920 | Materials recovery facilities | 154 | 1 229 | 5 663 | 4 | 2 | — | — | 1 | — | 1 | — | — | — | — | — | — |
| 61 | Educational services | 4 264 | 28 971 | 117 229 | 134 | 58 | 24 | 16 | 28 | 4 | 1 | 1 | 1 | 1 | 1 | 1 | 1 |
| 611 | Educational services | 4 264 | 28 971 | 117 229 | 134 | 58 | 24 | 16 | 28 | 4 | 1 | 1 | 1 | 1 | 1 | 1 | 1 |
| 6111 | Elementary & secondary schools | 1 331 | 7 975 | 30 865 | 60 | 5 | 17 | 9 | 26 | 2 | 1 | — | — | — | — | — | — |
| 61111 | Elementary & secondary schools | 1 331 | 7 975 | 30 865 | 60 | 5 | 17 | 9 | 26 | 2 | 1 | — | — | — | — | — | — |
| 611110 | Elementary & secondary schools | 1 331 | 7 975 | 30 865 | 60 | 5 | 17 | 9 | 26 | 2 | 1 | — | — | — | — | — | — |
| 6113 | Colleges, universities & professional schools ... | (G) | (D) | (D) | 2 | — | — | — | — | — | — | 1 | — | — | — | — | 1 |
| 61131 | Colleges, universities & professional schools . | (G) | (D) | (D) | 2 | — | — | — | — | — | — | 1 | — | — | — | — | 1 |
| 6116 | Other schools & instruction | 856 | 4 174 | 17 089 | 46 | 32 | 5 | 5 | 2 | 1 | — | — | — | — | — | — | — |
| 61169 | All other schools & instruction | 734 | 3 819 | 15 438 | 21 | 14 | 1 | 3 | 1 | 1 | — | — | — | — | — | — | — |
| 62 | Health care and social assistance | 20 973 | 160 244 | 680 509 | 1 170 | 658 | 267 | 127 | 67 | 22 | 17 | 3 | 6 | 3 | | | |
| 621 | Ambulatory health care services | 7 272 | 58 433 | 256 440 | 912 | 572 | 213 | 83 | 26 | 9 | 7 | 1 | 1 | — | — | — | — |
| 6211 | Offices of physicians | 2 549 | 29 534 | 132 892 | 477 | 309 | 109 | 48 | 6 | 4 | 1 | — | — | — | — | — | — |
| 62111 | Offices of physicians | 2 549 | 29 534 | 132 892 | 477 | 309 | 109 | 48 | 6 | 4 | 1 | — | — | — | — | — | — |
| 621111 | Offices of physicians (exc mental health) ... | 2 479 | 28 918 | 129 728 | 457 | 294 | 106 | 46 | 6 | 4 | 1 | — | — | — | — | — | — |
| 6212 | Offices of dentists | 1 073 | 7 292 | 32 136 | 240 | 157 | 57 | 21 | 5 | — | — | — | — | — | — | — | — |
| 62121 | Offices of dentists | 1 073 | 7 292 | 32 136 | 240 | 157 | 57 | 21 | 5 | — | — | — | — | — | — | — | — |
| 621210 | Offices of dentists | 1 073 | 7 292 | 32 136 | 240 | 157 | 57 | 21 | 5 | — | — | — | — | — | — | — | — |
| 6213 | Offices of other health practitioners | 908 | 7 522 | 30 138 | 122 | 81 | 33 | 2 | 4 | 1 | — | — | — | — | — | — | — |
| 62131 | Offices of chiropractors | 211 | 2 003 | 8 075 | 52 | 32 | 18 | 1 | — | — | — | — | — | — | — | — | — |
| 621310 | Offices of chiropractors | 211 | 2 003 | 8 075 | 52 | 32 | 18 | 1 | — | — | — | — | — | — | — | — | — |
| 62134 | Offices of PT, OT, speech therapy & audiology | 487 | 3 838 | 14 372 | 14 | 7 | 3 | — | 2 | 1 | — | — | — | — | — | — | — |
| 621340 | Offices of PT, OT, speech therapy & audiology | 487 | 3 838 | 14 372 | 14 | 7 | 3 | — | 2 | 1 | — | — | — | — | — | — | — |
| 62139 | Offices of all other health practitioners | 122 | 758 | 3 397 | 30 | 23 | 5 | 1 | 1 | — | — | — | — | — | — | — | — |
| 6214 | Outpatient care centers | 644 | 4 883 | 22 622 | 34 | 12 | 8 | 6 | 5 | 1 | 2 | — | — | — | — | — | — |
| 62149 | Other outpatient care centers | 558 | 4 310 | 20 053 | 28 | 10 | 6 | 6 | 3 | 1 | 2 | — | — | — | — | — | — |
| 621498 | All other outpatient care centers | 417 | 3 073 | 13 791 | 21 | 8 | 5 | 4 | 2 | — | 2 | — | — | — | — | — | — |
| 6215 | Medical & diagnostic laboratories | 137 | 1 171 | 5 074 | 15 | 6 | 4 | 4 | 1 | — | — | — | — | — | — | — | — |
| 62151 | Medical & diagnostic laboratories | 137 | 1 171 | 5 074 | 15 | 6 | 4 | 4 | 1 | — | — | — | — | — | — | — | — |
| 6216 | Home health care services | 1 780 | 7 282 | 30 470 | 17 | 3 | 2 | 2 | 3 | 2 | 4 | — | — | — | — | — | — |
| 62161 | Home health care services | 1 780 | 7 282 | 30 470 | 17 | 3 | 2 | 2 | 3 | 2 | 4 | — | — | — | — | — | — |
| 621610 | Home health care services | 1 780 | 7 282 | 30 470 | 17 | 3 | 2 | 2 | 3 | 2 | 4 | — | — | — | — | — | — |
| 6219 | Other ambulatory health care services | 181 | 749 | 3 108 | 7 | 4 | — | — | 2 | 1 | — | — | — | — | — | — | — |
| 62191 | Ambulance services | 174 | 716 | 2 985 | 4 | 1 | — | — | 2 | 1 | — | — | — | — | — | — | — |
| 621910 | Ambulance services | 174 | 716 | 2 985 | 4 | 1 | — | — | 2 | 1 | — | — | — | — | — | — | — |
| 622 | Hospitals | 8 443 | 75 826 | 312 617 | 11 | 1 | — | — | 1 | — | — | — | — | — | — | — | — |
| 6221 | General medical & surgical hospitals | 8 443 | 75 826 | 312 617 | 11 | 1 | — | — | 1 | — | — | — | — | — | — | — | — |
| 62211 | General medical & surgical hospitals | 8 443 | 75 826 | 312 617 | 11 | 1 | — | — | 1 | — | — | — | — | — | — | — | — |
| 622110 | General medical & surgical hospitals | 8 443 | 75 826 | 312 617 | 11 | 1 | — | — | 1 | — | — | — | — | — | — | — | — |
| 623 | Nursing & residential care facilities | 1 839 | 10 648 | 45 209 | 28 | 3 | 3 | 3 | 8 | 4 | 7 | — | — | — | — | — | — |
| 6231 | Nursing care facilities | 1 260 | 6 977 | 30 530 | 12 | 1 | 1 | — | 3 | 1 | 6 | — | — | — | — | — | — |
| 62311 | Nursing care facilities | 1 260 | 6 977 | 30 530 | 12 | 1 | 1 | — | 3 | 1 | 6 | — | — | — | — | — | — |
| 623110 | Nursing care facilities | 1 260 | 6 977 | 30 530 | 12 | 1 | 1 | — | 3 | 1 | 6 | — | — | — | — | — | — |
| 6232 | Residential mental retardation, health facil | (E) | (D) | (D) | 9 | — | 1 | 1 | 5 | 2 | — | — | — | — | — | — | — |
| 62322 | Residential mental health, subst abuse facil .. | 270 | 1 656 | 6 757 | 8 | — | 1 | 1 | 5 | 1 | — | — | — | — | — | — | — |
| 623220 | Residential mental health, subst abuse facil .. | 270 | 1 656 | 6 757 | 8 | — | 1 | 1 | 5 | 1 | — | — | — | — | — | — | — |
| 6233 | Community care facilities for the elderly | (C) | (D) | (D) | 3 | 2 | — | — | — | 1 | — | — | — | — | — | — | — |
| 62331 | Community care facilities for the elderly | (C) | (D) | (D) | 3 | 2 | — | — | — | 1 | — | — | | | | | |

Table 6. Counties—Employees, Payroll, and Establishments by Industry: 2001—Con.

[Excludes most government employees, railroad employees, and self-employed persons. Size class 1 to 4 includes establishments with payroll, but no employees, during mid-March pay period. (D) denotes figures withheld to avoid disclosing data for individual companies; the data are included in broader industry totals. Detailed industries with 100 or more employees are shown if industry was not a (D). For explanation of terms, abbreviations, and data reliability/comparability, see introductory text]

| NAICS code | Industry | Number of employees for week including March 12 | Payroll (\$1,000) | | Total number of establishments | Number of establishments by employment-size class | | | | | | | | |
|--------------------|--|---|-------------------|----------------|--------------------------------|---|------------|------------|------------|-----------|------------|------------|------------|---------------|
| | | | First quarter | Annual | | 1 to 4 | 5 to 9 | 10 to 19 | 20 to 49 | 50 to 99 | 100 to 249 | 250 to 499 | 500 to 999 | 1,000 or more |
| HUDSON—Con. | | | | | | | | | | | | | | |
| 62 | Health care and social assistance—Con. | | | | | | | | | | | | | |
| 623 | Nursing & residential care facilities—Con. | | | | | | | | | | | | | |
| 6239 | Other residential care facilities | 145 | 1 163 | 4 399 | 4 | — | 1 | 2 | — | — | 1 | — | — | — |
| 62399 | Other residential care facilities | 145 | 1 163 | 4 399 | 4 | — | 1 | 2 | — | — | 1 | — | — | — |
| 623990 | Other residential care facilities | 145 | 1 163 | 4 399 | 4 | — | 1 | 2 | — | — | 1 | — | — | — |
| 624 | Social assistance | 3 419 | 15 337 | 66 243 | 219 | 82 | 51 | 41 | 32 | 9 | 3 | 1 | — | — |
| 6241 | Individual & family services | 1 233 | 6 665 | 29 079 | 55 | 18 | 14 | 8 | 9 | 4 | 1 | 1 | — | — |
| 62412 | Services for elderly & disabled persons | 420 | 1 773 | 8 217 | 10 | 5 | 2 | — | — | 2 | — | 1 | — | — |
| 624120 | Services for elderly & disabled persons | 420 | 1 773 | 8 217 | 10 | 5 | 2 | — | — | 2 | — | 1 | — | — |
| 62419 | Other individual & family services | 745 | 4 338 | 18 581 | 37 | 11 | 8 | 7 | 8 | 2 | 1 | — | — | — |
| 624190 | Other individual & family services | 745 | 4 338 | 18 581 | 37 | 11 | 8 | 7 | 8 | 2 | 1 | — | — | — |
| 6242 | Community, emergency & other relief services | 219 | 995 | 4 057 | 9 | 1 | 1 | 2 | 4 | 1 | — | — | — | — |
| 62422 | Community housing services | (C) | (D) | (D) | 7 | 1 | — | 2 | 3 | 1 | — | — | — | — |
| 6243 | Vocational rehabilitation services | 467 | 1 496 | 6 157 | 7 | — | 2 | — | 1 | 3 | 1 | — | — | — |
| 62431 | Vocational rehabilitation services | 467 | 1 496 | 6 157 | 7 | — | 2 | — | 1 | 3 | 1 | — | — | — |
| 624310 | Vocational rehabilitation services | 467 | 1 496 | 6 157 | 7 | — | 2 | — | 1 | 3 | 1 | — | — | — |
| 6244 | Child day care services | 1 500 | 6 181 | 26 950 | 148 | 63 | 34 | 31 | 18 | 1 | 1 | — | — | — |
| 62441 | Child day care services | 1 500 | 6 181 | 26 950 | 148 | 63 | 34 | 31 | 18 | 1 | 1 | — | — | — |
| 624410 | Child day care services | 1 500 | 6 181 | 26 950 | 148 | 63 | 34 | 31 | 18 | 1 | 1 | — | — | — |
| 71 | Arts, entertainment & recreation | 1 135 | 7 381 | 34 824 | 113 | 72 | 16 | 11 | 9 | 4 | — | 1 | — | — |
| 711 | Performing arts, spectator sports & related industries | 233 | 2 725 | 15 214 | 52 | 40 | 7 | 1 | 4 | — | — | — | — | — |
| 712 | Museums, historical sites & like institutions | 326 | 2 262 | 8 756 | 6 | 3 | — | 1 | 1 | — | — | 1 | — | — |
| 7121 | Museums, historical sites & like institutions | 326 | 2 262 | 8 756 | 6 | 3 | — | 1 | 1 | — | — | 1 | — | — |
| 71211 | Museums | (E) | (D) | (D) | 5 | 2 | — | 1 | 1 | — | — | 1 | — | — |
| 713 | Amusement, gambling & recreation industries | 576 | 2 394 | 10 854 | 55 | 29 | 9 | 9 | 4 | 4 | — | — | — | — |
| 7139 | Other amusement & recreation industries | 568 | 2 358 | 10 708 | 52 | 27 | 8 | 9 | 4 | 4 | — | — | — | — |
| 71394 | Fitness & recreational sports centers | 272 | 959 | 4 645 | 26 | 14 | 4 | 5 | 1 | 2 | — | — | — | — |
| 713940 | Fitness & recreational sports centers | 272 | 959 | 4 645 | 26 | 14 | 4 | 5 | 1 | 2 | — | — | — | — |
| 71399 | All other amusement & recreation industries | 143 | 488 | 2 089 | 16 | 11 | 1 | 2 | 1 | 1 | — | — | — | — |
| 713990 | All other amusement & recreation industries | 143 | 488 | 2 089 | 16 | 11 | 1 | 2 | 1 | 1 | — | — | — | — |
| 72 | Accommodation & food services | 10 254 | 35 072 | 151 596 | 1 107 | 691 | 169 | 101 | 104 | 33 | 9 | — | — | — |
| 721 | Accommodation | 1 316 | 6 240 | 26 239 | 54 | 20 | 7 | 9 | 9 | 6 | 3 | — | — | — |
| 7211 | Traveler accommodation | (G) | (D) | (D) | 41 | 8 | 6 | 9 | 9 | 6 | 3 | — | — | — |
| 72111 | Hotels (exc casino hotels) & motels | 1 273 | 6 066 | 25 534 | 40 | 8 | 6 | 9 | 8 | 6 | 3 | — | — | — |
| 721110 | Hotels (exc casino hotels) & motels | 1 273 | 6 066 | 25 534 | 40 | 8 | 6 | 9 | 8 | 6 | 3 | — | — | — |
| 722 | Food services & drinking places | 8 938 | 28 832 | 125 357 | 1 053 | 671 | 162 | 92 | 95 | 27 | 6 | — | — | — |
| 7221 | Full-service restaurants | 3 457 | 12 956 | 55 561 | 347 | 197 | 67 | 40 | 28 | 11 | 4 | — | — | — |
| 72211 | Full-service restaurants | 3 457 | 12 956 | 55 561 | 347 | 197 | 67 | 40 | 28 | 11 | 4 | — | — | — |
| 722110 | Full-service restaurants | 3 457 | 12 956 | 55 561 | 347 | 197 | 67 | 40 | 28 | 11 | 4 | — | — | — |
| 7222 | Limited-service eating places | 3 554 | 9 838 | 43 852 | 432 | 275 | 61 | 37 | 49 | 9 | 1 | — | — | — |
| 72221 | Limited-service eating places | 3 554 | 9 838 | 43 852 | 432 | 275 | 61 | 37 | 49 | 9 | 1 | — | — | — |
| 722211 | Limited-service eating places | 2 898 | 7 900 | 34 967 | 329 | 213 | 42 | 23 | 42 | 8 | 1 | — | — | — |
| 722212 | Cafeterias | 134 | 427 | 1 838 | 14 | 8 | 3 | 1 | 1 | 1 | — | — | — | — |
| 722213 | Snack & nonalcoholic beverage bars | 522 | 1 511 | 7 047 | 89 | 54 | 16 | 13 | 6 | — | — | — | — | — |
| 7223 | Special food services | 1 247 | 4 183 | 17 439 | 71 | 32 | 12 | 6 | 14 | 6 | 1 | — | — | — |
| 72231 | Food service contractors | 1 038 | 3 660 | 15 108 | 43 | 12 | 9 | 4 | 12 | 5 | 1 | — | — | — |
| 722310 | Food service contractors | 1 038 | 3 660 | 15 108 | 43 | 12 | 9 | 4 | 12 | 5 | 1 | — | — | — |
| 72232 | Caterers | 200 | 494 | 2 177 | 18 | 10 | 3 | 2 | 2 | 1 | — | — | — | — |
| 722320 | Caterers | 200 | 494 | 2 177 | 18 | 10 | 3 | 2 | 2 | 1 | — | — | — | — |
| 7224 | Drinking places (alcoholic beverages) | 680 | 1 855 | 8 505 | 203 | 167 | 22 | 9 | 4 | 1 | — | — | — | — |
| 72241 | Drinking places (alcoholic beverages) | 680 | 1 855 | 8 505 | 203 | 167 | 22 | 9 | 4 | 1 | — | — | — | — |
| 722410 | Drinking places (alcoholic beverages) | 680 | 1 855 | 8 505 | 203 | 167 | 22 | 9 | 4 | 1 | — | — | — | — |
| 81 | Other services (except public administration) | 7 615 | 43 503 | 181 882 | 1 250 | 914 | 173 | 87 | 57 | 14 | 3 | 2 | — | — |
| 811 | Repair & maintenance | 1 862 | 12 914 | 53 854 | 360 | 267 | 61 | 22 | 6 | 3 | — | 1 | — | — |
| 8111 | Automotive repair & maintenance | 1 035 | 6 426 | 26 045 | 270 | 204 | 48 | 14 | 3 | 1 | — | — | — | — |
| 81111 | Automotive mechanical & electrical R&M | 441 | 2 657 | 10 108 | 147 | 122 | 19 | 5 | 1 | — | — | — | — | — |
| 811111 | General automotive repair | 336 | 2 025 | 7 513 | 117 | 100 | 11 | 5 | 1 | — | — | — | — | — |
| 81112 | Automotive body, paint, interior & glass repair | 386 | 3 038 | 12 871 | 69 | 45 | 17 | 5 | 1 | 1 | — | — | — | — |
| 811121 | Automotive body, paint & interior R&M | 378 | 2 984 | 12 586 | 66 | 42 | 17 | 5 | 1 | 1 | — | — | — | — |
| 81119 | Other automotive R&M | 208 | 731 | 3 066 | 54 | 37 | 12 | 4 | 1 | — | — | — | — | — |
| 811192 | Car washes | 176 | 614 | 2 720 | 44 | 29 | 10 | 4 | 1 | — | — | — | — | — |
| 8113 | Commercial equipment (exc auto & elec) R&M | 546 | 4 666 | 20 372 | 33 | 18 | 8 | 3 | 2 | 1 | — | 1 | — | — |
| 81131 | Commercial equipment (exc auto & elec) R&M | 546 | 4 666 | 20 372 | 33 | 18 | 8 | 3 | 2 | 1 | — | 1 | — | — |
| 811310 | Commercial equipment (exc auto & elec) R&M | 546 | 4 666 | 20 372 | 33 | 18 | 8 | 3 | 2 | 1 | — | 1 | — | — |
| 8114 | Personal & household goods R&M | 232 | 1 466 | 6 286 | 41 | 32 | 3 | 4 | 1 | 1 | — | — | — | — |
| 81149 | Other personal & household goods R&M | 175 | 1 014 | 4 190 | 18 | 13 | — | 3 | 1 | 1 | — | — | — | — |
| 811490 | Other personal & household goods R&M | 175 | 1 014 | 4 190 | 18 | 13 | — | 3 | 1 | 1 | — | — | — | — |

See footnotes at end of table.

Table 6. Counties—Employees, Payroll, and Establishments by Industry: 2001—Con.

[Excludes most government employees, railroad employees, and self-employed persons. Size class 1 to 4 includes establishments with payroll, but no employees, during mid-March pay period. (D) denotes figures withheld to avoid disclosing data for individual companies; the data are included in broader industry totals. Detailed industries with 100 or more employees are shown if industry was not a (D). For explanation of terms, abbreviations, and data reliability/comparability, see introductory text]

| NAICS code | Industry | Number of employees for week including March 12 | Payroll (\$1,000) | | Total number of establishments | Number of establishments by employment-size class | | | | | | | | |
|--------------------|---|---|-------------------|------------------|--------------------------------|---|------------|------------|------------|-----------|------------|------------|------------|---------------|
| | | | First quarter | Annual | | 1 to 4 | 5 to 9 | 10 to 19 | 20 to 49 | 50 to 99 | 100 to 249 | 250 to 499 | 500 to 999 | 1,000 or more |
| HUDSON—Con. | | | | | | | | | | | | | | |
| 81 | Other services (except public administration)—Con. | | | | | | | | | | | | | |
| 812 | Personal & laundry services | 2 015 | 6 903 | 28 474 | 525 | 417 | 61 | 33 | 12 | 1 | 1 | — | — | — |
| 8121 | Personal care services | 684 | 2 113 | 8 838 | 257 | 216 | 28 | 11 | 2 | — | — | — | — | — |
| 81211 | Hair, nail & skin care services | 614 | 1 844 | 7 796 | 236 | 200 | 26 | 8 | 2 | — | — | — | — | — |
| 812112 | Beauty salons | 548 | 1 643 | 6 958 | 193 | 160 | 24 | 7 | 2 | — | — | — | — | — |
| 8122 | Death care services | 255 | 1 506 | 6 418 | 44 | 28 | 7 | 2 | — | — | — | — | — | — |
| 81221 | Funeral homes | 187 | 1 056 | 4 545 | 34 | 24 | 4 | 4 | 2 | — | — | — | — | — |
| 812210 | Funeral homes | 187 | 1 056 | 4 545 | 34 | 24 | 4 | 4 | 2 | — | — | — | — | — |
| 8123 | Drycleaning & laundry services | 598 | 1 997 | 8 141 | 166 | 140 | 14 | 9 | 2 | — | 1 | — | — | — |
| 81231 | Coin-operated laundries & drycleaners | 197 | 555 | 2 185 | 79 | 68 | 8 | 3 | — | — | — | — | — | — |
| 812310 | Coin-operated laundries & drycleaners | 197 | 555 | 2 185 | 79 | 68 | 8 | 3 | — | — | — | — | — | — |
| 81232 | Drycleaning & laundry services (exc coin-op) | 340 | 1 127 | 4 643 | 84 | 72 | 5 | 6 | — | — | 1 | — | — | — |
| 812320 | Drycleaning & laundry services (exc coin-op) | 340 | 1 127 | 4 643 | 84 | 72 | 5 | 6 | — | — | 1 | — | — | — |
| 8129 | Other personal services | 478 | 1 287 | 5 077 | 58 | 33 | 12 | 6 | 6 | 1 | — | — | — | — |
| 81293 | Parking lots & garages | 397 | 987 | 3 903 | 30 | 8 | 11 | 4 | 6 | 1 | — | — | — | — |
| 812930 | Parking lots & garages | 397 | 987 | 3 903 | 30 | 8 | 11 | 4 | 6 | 1 | — | — | — | — |
| 813 | Religious, grantmaking, civic, prof & like organizations | 3 738 | 23 686 | 99 554 | 365 | 230 | 51 | 32 | 39 | 10 | 2 | 1 | — | — |
| 8131 | Religious organizations | 1 862 | 7 847 | 30 541 | 172 | 96 | 27 | 14 | 29 | 6 | — | — | — | — |
| 81311 | Religious organizations | 1 862 | 7 847 | 30 541 | 172 | 96 | 27 | 14 | 29 | 6 | — | — | — | — |
| 813110 | Religious organizations | 1 862 | 7 847 | 30 541 | 172 | 96 | 27 | 14 | 29 | 6 | — | — | — | — |
| 8133 | Social advocacy organizations | 129 | 535 | 2 184 | 9 | 2 | 2 | 2 | 3 | — | — | — | — | — |
| 81331 | Social advocacy organizations | 129 | 535 | 2 184 | 9 | 2 | 2 | 2 | 3 | — | — | — | — | — |
| 8134 | Civic & social organizations | 297 | 1 054 | 4 631 | 19 | 12 | 2 | 1 | 1 | 3 | — | — | — | — |
| 81341 | Civic & social organizations | 297 | 1 054 | 4 631 | 19 | 12 | 2 | 1 | 1 | 3 | — | — | — | — |
| 813410 | Civic & social organizations | 297 | 1 054 | 4 631 | 19 | 12 | 2 | 1 | 1 | 3 | — | — | — | — |
| 8139 | Business, labor, political, like organizations | 1 403 | 13 909 | 60 659 | 152 | 111 | 17 | 14 | 6 | 1 | 2 | 1 | — | — |
| 81391 | Business associations | 212 | 2 537 | 11 924 | 19 | 13 | 2 | 2 | 1 | — | 1 | — | — | — |
| 813910 | Business associations | 212 | 2 537 | 11 924 | 19 | 13 | 2 | 2 | 1 | — | 1 | — | — | — |
| 81392 | Professional organizations | (E) | (D) | (D) | 6 | 4 | — | — | 1 | — | — | 1 | — | — |
| 81393 | Labor unions & similar labor organizations | (E) | (D) | (D) | 40 | 25 | 9 | 4 | 1 | 1 | — | — | — | — |
| 81399 | Oth similar organizations (exc business, prof, labor, pol) | 443 | 2 464 | 12 167 | 84 | 67 | 5 | 8 | 3 | — | 1 | — | — | — |
| 813990 | Oth similar organizations (exc business, prof, labor, pol) | 443 | 2 464 | 12 167 | 84 | 67 | 5 | 8 | 3 | — | 1 | — | — | — |
| 95 | Auxiliaries (exc corporate, subsidiary & regional mgt) | 3 726 | 51 900 | 181 711 | 35 | 4 | 4 | 6 | 6 | 8 | 2 | 3 | 2 | — |
| 99 | Unclassified establishments | (C) | (D) | (D) | 192 | 182 | 8 | 1 | 1 | — | — | — | — | — |
| HUNTERDON | | | | | | | | | | | | | | |
| | Total | 44 628 | 486 841 | 1 995 934 | 3 968 | 2 455 | 723 | 429 | 230 | 83 | 31 | 9 | 5 | 3 |
| 11 | Forestry, fishing, hunting, and agriculture support | (B) | (D) | (D) | 23 | 17 | 3 | 3 | — | — | — | — | — | — |
| 21 | Mining | (B) | (D) | (D) | 5 | 3 | 1 | — | 1 | — | — | — | — | — |
| 22 | Utilities | 197 | 3 095 | 11 857 | 7 | 2 | 1 | — | 2 | 2 | — | — | — | — |
| 221 | Utilities | 197 | 3 095 | 11 857 | 7 | 2 | 1 | — | 2 | 2 | — | — | — | — |
| 2211 | Elec pwr generation, transmsn & distribution | (C) | (D) | (D) | 3 | — | — | — | 1 | 2 | — | — | — | — |
| 22112 | Electric pwr transmsn, control & distribution | (C) | (D) | (D) | 3 | — | — | — | 1 | 2 | — | — | — | — |
| 23 | Construction | 6 627 | 54 821 | 263 853 | 611 | 445 | 103 | 35 | 19 | 3 | 4 | 1 | — | 1 |
| 233 | Building, developing & general contracting | 1 155 | 11 302 | 54 428 | 186 | 141 | 33 | 6 | 3 | 1 | 1 | 1 | — | — |
| 2332 | Residential building construction | 941 | 8 392 | 38 126 | 150 | 119 | 24 | 3 | 2 | — | 1 | 1 | — | — |
| 23321 | Single-family housing construction | 937 | 8 349 | 37 773 | 147 | 116 | 24 | 3 | 2 | — | 1 | 1 | — | — |
| 233210 | Single-family housing construction | 937 | 8 349 | 37 773 | 147 | 116 | 24 | 3 | 2 | — | 1 | 1 | — | — |
| 2333 | Nonresidential building construction | 163 | 2 328 | 13 186 | 26 | 15 | 8 | 2 | — | 1 | — | — | — | — |
| 23332 | Commercial & institutional bldg construction .. | 128 | 1 927 | 11 139 | 20 | 13 | 5 | 1 | — | 1 | — | — | — | — |
| 233320 | Commercial & institutional bldg construction | 128 | 1 927 | 11 139 | 20 | 13 | 5 | 1 | — | 1 | — | — | — | — |
| 234 | Heavy construction | 3 428 | 21 724 | 101 307 | 33 | 13 | 7 | 6 | 5 | 1 | — | — | — | 1 |
| 2341 | Highway, street, bridge & tunnel construction ... | 291 | 2 954 | 17 611 | 14 | 5 | 2 | 3 | 3 | 1 | — | — | — | — |
| 23411 | Highway & street construction | (C) | (D) | (D) | 12 | 4 | 2 | 3 | 2 | 1 | — | — | — | — |
| 2349 | Other heavy construction | 3 137 | 18 770 | 83 696 | 19 | 8 | 5 | 3 | 2 | — | — | — | — | 1 |
| 23493 | Industrial nonbuilding structure construction .. | (H) | (D) | (D) | 2 | 1 | — | — | — | — | — | — | — | 1 |
| 235 | Special trade contractors | 2 044 | 21 795 | 108 118 | 392 | 291 | 63 | 23 | 11 | 1 | 3 | — | — | — |
| 2351 | Plumbing, heating & AC contractor | 260 | 2 307 | 9 701 | 67 | 50 | 12 | 3 | 2 | — | — | — | — | — |
| 23511 | Plumbing, heating & AC contractor | 260 | 2 307 | 9 701 | 67 | 50 | 12 | 3 | 2 | — | — | — | — | — |
| 235110 | Plumbing, heating & AC contractor | 260 | 2 307 | 9 701 | 67 | 50 | 12 | 3 | 2 | — | — | — | — | — |
| 2353 | Electrical contractors | 632 | 7 428 | 39 062 | 77 | 52 | 11 | 9 | 3 | — | 2 | — | — | — |
| 23531 | Electrical contractors | 632 | 7 428 | 39 062 | 77 | 52 | 11 | 9 | 3 | — | 2 | — | — | — |
| 235310 | Electrical contractors | 632 | 7 428 | 39 062 | 77 | 52 | 11 | 9 | 3 | — | 2 | — | — | — |
| 2354 | Masonry, drywall, insulation, tile contractors ... | 279 | 3 560 | 18 919 | 44 | 38 | 4 | — | 1 | — | 1 | — | — | — |
| 23541 | Masonry & stone contractors | 232 | 3 228 | 17 623 | 31 | 26 | 4 | — | — | — | 1 | — | — | — |
| 235410 | Masonry & stone contractors | 232 | 3 228 | 17 623 | 31 | 26 | 4 | — | — | — | 1 | — | — | — |
| 2355 | Carpentry & floor contractors | 182 | 1 030 | 4 445 | 60 | 44 | 13 | 3 | — | — | — | — | — | — |
| 23551 | Carpentry contractors | 169 | 925 | 3 964 | 53 | 37 | 13 | 3 | — | — | — | — | — | — |
| 235510 | Carpentry contractors | 169 | 925 | 3 964 | 53 | 37 | 13 | 3 | — | — | — | — | — | — |
| 2358 | Water well drilling contractors | 119 | 1 473 | 6 244 | 7 | 2 | 2 | — | 3 | — | — | — | — | — |
| 23581 | Water well drilling contractors | 119 | 1 473 | 6 244 | 7 | 2 | 2 | — | 3 | — | — | — | — | — |
| 235810 | Water well drilling contractors | 119 | 1 473 | 6 244 | 7 | 2 | 2 | — | 3 | — | — | — | — | — |

See footnotes at end of table.

Table 6. Counties—Employees, Payroll, and Establishments by Industry: 2001—Con.

[Excludes most government employees, railroad employees, and self-employed persons. Size class 1 to 4 includes establishments with payroll, but no employees, during mid-March pay period. (D) denotes figures withheld to avoid disclosing data for individual companies; the data are included in broader industry totals. Detailed industries with 100 or more employees are shown if industry was not a (D). For explanation of terms, abbreviations, and data reliability/comparability, see introductory text]

| NAICS code | Industry | Number of employees for week including March 12 | Payroll (\$1,000) | | Total number of establishments | Number of establishments by employment-size class | | | | | | | | | | | | | | | | | | |
|-----------------------|---|---|-------------------|----------------|--------------------------------|---|-----------|-----------|-----------|-----------|------------|------------|------------|---------------|---|---|---|---|---|---|--|--|--|--|
| | | | First quarter | Annual | | 1 to 4 | 5 to 9 | 10 to 19 | 20 to 49 | 50 to 99 | 100 to 249 | 250 to 499 | 500 to 999 | 1,000 or more | | | | | | | | | | |
| HUNTERDON—Con. | | | | | | | | | | | | | | | | | | | | | | | | |
| 23 | Construction—Con. | | | | | | | | | | | | | | | | | | | | | | | |
| | Special trade contractors—Con. | | | | | | | | | | | | | | | | | | | | | | | |
| 2359 | Other special trade contractors | 380 | 4 513 | 22 460 | 67 | 47 | 10 | 7 | 2 | 1 | — | — | — | — | — | — | — | — | — | — | | | | |
| 23591 | Structural steel erection contractors | 100 | 1 801 | 8 993 | 5 | 4 | — | — | — | 1 | — | — | — | — | — | — | — | — | — | — | | | | |
| 235910 | Structural steel erection contractors | 100 | 1 801 | 8 993 | 5 | 4 | — | — | — | 1 | — | — | — | — | — | — | — | — | — | — | | | | |
| 23593 | Excavation contractors | 168 | 1 402 | 6 523 | 40 | 27 | 7 | 6 | — | — | — | — | — | — | — | — | — | — | — | — | | | | |
| 235930 | Excavation contractors | 168 | 1 402 | 6 523 | 40 | 27 | 7 | 6 | — | — | — | — | — | — | — | — | — | — | — | — | | | | |
| 31-33 | Manufacturing | 4 591 | 45 625 | 188 783 | 195 | 79 | 48 | 15 | 27 | 15 | 10 | 1 | — | — | — | — | — | — | — | — | | | | |
| 311 | Food mfg | 795 | 8 481 | 34 490 | 17 | 4 | 7 | 2 | 2 | — | 1 | 1 | — | — | — | — | — | — | — | — | | | | |
| 3114 | Fruit & veg preserving & specialty food mfg | (E) | (D) | (D) | 1 | — | — | — | — | — | — | — | — | — | — | — | — | — | — | — | | | | |
| 31142 | Fruit & veg canning, pickling & drying | (E) | (D) | (D) | 1 | — | — | — | — | — | — | — | — | — | — | — | — | — | — | — | | | | |
| 3115 | Dairy product mfg | (C) | (D) | (D) | 4 | 1 | 2 | — | — | — | 1 | — | — | — | — | — | — | — | — | — | | | | |
| 31151 | Dairy product (exc frozen) mfg | (C) | (D) | (D) | 3 | — | — | — | — | — | 1 | — | — | — | — | — | — | — | — | — | | | | |
| 321 | Wood product mfg | (C) | (D) | (D) | 2 | — | — | — | 1 | 1 | — | — | — | — | — | — | — | — | — | — | | | | |
| 3219 | Other wood product mfg | (C) | (D) | (D) | 2 | — | — | — | 1 | 1 | — | — | — | — | — | — | — | — | — | — | | | | |
| 32191 | Millwork | (C) | (D) | (D) | 2 | — | — | — | 1 | 1 | — | — | — | — | — | — | — | — | — | — | | | | |
| 322 | Paper mfg | 566 | 6 192 | 24 986 | 5 | 1 | — | — | — | 1 | 3 | — | — | — | — | — | — | — | — | — | | | | |
| 3221 | Pulp, paper & paperboard mills | (E) | (D) | (D) | 2 | — | — | — | — | — | 2 | — | — | — | — | — | — | — | — | — | | | | |
| 32212 | Paper mills | (E) | (D) | (D) | 2 | — | — | — | — | — | 2 | — | — | — | — | — | — | — | — | — | | | | |
| 3222 | Converted paper product mfg | (C) | (D) | (D) | 3 | 1 | — | — | — | 1 | 1 | — | — | — | — | — | — | — | — | — | | | | |
| 32221 | Paperboard container mfg | (C) | (D) | (D) | 2 | 1 | — | — | — | — | 1 | — | — | — | — | — | — | — | — | — | | | | |
| 323 | Printing & related support activities | 113 | 728 | 3 047 | 17 | 9 | 7 | — | 1 | — | — | — | — | — | — | — | — | — | — | — | | | | |
| 3231 | Printing & related support activities | 113 | 728 | 3 047 | 17 | 9 | 7 | — | 1 | — | — | — | — | — | — | — | — | — | — | — | | | | |
| 32311 | Printing | (C) | (D) | (D) | 14 | 6 | 7 | — | 1 | — | — | — | — | — | — | — | — | — | — | — | | | | |
| 325 | Chemical mfg | 223 | 3 319 | 13 054 | 9 | 3 | 2 | — | 2 | 1 | 1 | — | — | — | — | — | — | — | — | — | | | | |
| 3251 | Basic chemical mfg | (C) | (D) | (D) | 2 | 1 | — | — | — | — | 1 | — | — | — | — | — | — | — | — | — | | | | |
| 32518 | Other basic inorganic chemical mfg | (C) | (D) | (D) | 2 | 1 | — | — | — | — | 1 | — | — | — | — | — | — | — | — | — | | | | |
| 326 | Plastics & rubber products mfg | 367 | 3 003 | 12 456 | 9 | 2 | 2 | — | 1 | 3 | 1 | — | — | — | — | — | — | — | — | — | | | | |
| 3261 | Plastics product mfg | 367 | 3 003 | 12 456 | 9 | 2 | 2 | — | 1 | 3 | 1 | — | — | — | — | — | — | — | — | — | | | | |
| 32611 | Unsupported plastics film, sheet, & bag mfg .. | 164 | 1 719 | 6 708 | 4 | — | 1 | — | — | 2 | — | — | — | — | — | — | — | — | — | — | | | | |
| 32615 | Foam product (exc polystyrene) mfg | (C) | (D) | (D) | 1 | — | — | — | — | — | 1 | — | — | — | — | — | — | — | — | — | | | | |
| 327 | Nonmetallic mineral product mfg | 320 | 2 912 | 12 440 | 13 | 4 | 1 | 1 | 5 | 2 | — | — | — | — | — | — | — | — | — | — | | | | |
| 3273 | Cement & concrete product mfg | 257 | 2 498 | 10 552 | 7 | 1 | — | 1 | 3 | 2 | — | — | — | — | — | — | — | — | — | — | | | | |
| 32733 | Concrete pipe, brick & block mfg | (C) | (D) | (D) | 2 | — | — | — | 1 | 1 | — | — | — | — | — | — | — | — | — | — | | | | |
| 331 | Primary metal mfg | 194 | 2 248 | 8 865 | 4 | — | 1 | — | 2 | 1 | — | — | — | — | — | — | — | — | — | — | | | | |
| 332 | Fabricated metal product mfg | 672 | 6 465 | 28 733 | 24 | 10 | 6 | 1 | 2 | 3 | 2 | — | — | — | — | — | — | — | — | — | | | | |
| 3323 | Architectural & structural metals mfg | 220 | 2 356 | 10 274 | 6 | 2 | 1 | — | 1 | 1 | 1 | — | — | — | — | — | — | — | — | — | | | | |
| 33231 | Plate work & fabricated structural prod mfg ... | (C) | (D) | (D) | 2 | — | — | — | 1 | — | 1 | — | — | — | — | — | — | — | — | — | | | | |
| 3327 | Mach shops, turn prod, screw, nut, bolt mfg | 182 | 1 601 | 7 070 | 13 | 6 | 4 | 1 | 1 | 1 | — | — | — | — | — | — | — | — | — | — | | | | |
| 33271 | Machine shops | 182 | 1 601 | 7 070 | 13 | 6 | 4 | 1 | 1 | 1 | — | — | — | — | — | — | — | — | — | — | | | | |
| 332710 | Machine shops | 182 | 1 601 | 7 070 | 13 | 6 | 4 | 1 | 1 | 1 | — | — | — | — | — | — | — | — | — | — | | | | |
| 3329 | Other fabricated metal product mfg | (C) | (D) | (D) | 2 | 1 | — | — | — | — | 1 | — | — | — | — | — | — | — | — | — | | | | |
| 33299 | All other fabricated metal product mfg | (C) | (D) | (D) | 2 | 1 | — | — | — | — | 1 | — | — | — | — | — | — | — | — | — | | | | |
| 333 | Machinery mfg | 260 | 2 775 | 12 000 | 26 | 10 | 7 | 3 | 6 | — | — | — | — | — | — | — | — | — | — | — | | | | |
| 3339 | Other general purpose machinery mfg | 173 | 1 839 | 7 747 | 14 | 5 | 2 | 2 | 5 | — | — | — | — | — | — | — | — | — | — | — | | | | |
| 33399 | All other general purpose machinery mfg | 139 | 1 381 | 5 590 | 10 | 3 | 1 | 2 | 4 | — | — | — | — | — | — | — | — | — | — | — | | | | |
| 334 | Computer & electronic product mfg | 179 | 2 086 | 8 258 | 12 | 5 | 2 | 3 | 1 | 1 | — | — | — | — | — | — | — | — | — | — | | | | |
| 335 | Electrical equip, appliance & component mfg | 396 | 4 061 | 15 238 | 10 | 2 | 1 | 2 | 3 | 1 | 1 | — | — | — | — | — | — | — | — | — | | | | |
| 3353 | Electrical equipment mfg | 226 | 1 898 | 9 325 | 6 | 1 | 1 | 2 | 1 | — | 1 | — | — | — | — | — | — | — | — | — | | | | |
| 33531 | Electrical equipment mfg | 226 | 1 898 | 9 325 | 6 | 1 | 1 | 2 | 1 | — | 1 | — | — | — | — | — | — | — | — | — | | | | |
| 3359 | Other electrical equipment & component mfg ... | (C) | (D) | (D) | 3 | — | — | — | 2 | 1 | — | — | — | — | — | — | — | — | — | — | | | | |
| 33599 | All oth electrical equipment & component mfg | (C) | (D) | (D) | 3 | — | — | — | 2 | 1 | — | — | — | — | — | — | — | — | — | — | | | | |
| 339 | Miscellaneous mfg | 252 | 1 875 | 8 317 | 18 | 11 | 4 | 1 | — | 1 | 1 | — | — | — | — | — | — | — | — | — | | | | |
| 3391 | Medical equipment & supplies mfg | 150 | 1 515 | 6 367 | 5 | 2 | 1 | 1 | — | — | 1 | — | — | — | — | — | — | — | — | — | | | | |
| 33911 | Medical equipment & supplies mfg | 150 | 1 515 | 6 367 | 5 | 2 | 1 | 1 | — | — | 1 | — | — | — | — | — | — | — | — | — | | | | |
| 3399 | Other miscellaneous mfg | 102 | 360 | 1 950 | 13 | 9 | 3 | — | — | 1 | — | — | — | — | — | — | — | — | — | — | | | | |
| 42 | Wholesale trade | 1 348 | 17 389 | 69 651 | 214 | 139 | 40 | 21 | 12 | 1 | 1 | — | — | — | — | — | — | — | — | — | | | | |
| 421 | Wholesale trade, durable goods | 965 | 13 925 | 53 990 | 155 | 100 | 29 | 15 | 10 | 1 | — | — | — | — | — | — | — | — | — | — | | | | |
| 4214 | Professional & commercial equip & supp whsle . | 197 | 4 656 | 17 838 | 24 | 14 | 5 | 2 | 2 | 1 | — | — | — | — | — | — | — | — | — | — | | | | |
| 4216 | Electrical goods whsle | 181 | 2 025 | 8 610 | 25 | 15 | 6 | 2 | 2 | — | — | — | — | — | — | — | — | — | — | — | | | | |
| 4218 | Machinery, equipment & supplies whsle | 246 | 3 982 | 13 262 | 48 | 37 | 4 | 5 | 2 | — | — | — | — | — | — | — | — | — | — | — | | | | |
| 42183 | Industrial machinery & equipment whsle | 120 | 2 244 | 6 906 | 26 | 20 | 3 | 2 | 1 | — | — | — | — | — | — | — | — | — | — | — | | | | |
| 421830 | Industrial machinery & equipment whsle ... | 120 | 2 244 | 6 906 | 26 | 20 | 3 | 2 | 1 | — | — | — | — | — | — | — | — | — | — | — | | | | |
| 422 | Wholesale trade, nondurable goods | 383 | 3 464 | 15 661 | 59 | 39 | 11 | 6 | 2 | — | 1 | — | — | — | — | — | — | — | — | — | | | | |
| 4229 | Miscellaneous nondurable goods whsle | 156 | 1 070 | 4 955 | 14 | 11 | 2 | — | — | — | 1 | — | — | — | — | — | — | — | — | — | | | | |
| 42293 | Flower, nursery stock, florists' supplies whsle . | 128 | 758 | 3 772 | 5 | 3 | 1 | — | — | — | 1 | — | — | — | — | — | — | — | — | — | | | | |
| 422930 | Flower, nursery stock, florists' supplies whsle | 128 | 758 | 3 772 | 5 | 3 | 1 | — | — | — | 1 | — | — | — | — | — | — | — | — | — | | | | |

See footnotes at end of table.

Table 6. Counties—Employees, Payroll, and Establishments by Industry: 2001—Con.

[Excludes most government employees, railroad employees, and self-employed persons. Size class 1 to 4 includes establishments with payroll, but no employees, during mid-March pay period. (D) denotes figures withheld to avoid disclosing data for individual companies; the data are included in broader industry totals. Detailed industries with 100 or more employees are shown if industry was not a (D). For explanation of terms, abbreviations, and data reliability/comparability, see introductory text]

| NAICS code | Industry | Number of employees for week including March 12 | Payroll (\$1,000) | | Total number of establishments | Number of establishments by employment-size class | | | | | | | | |
|-----------------------|--|---|-------------------|----------------|--------------------------------|---|------------|-----------|-----------|-----------|------------|------------|------------|---------------|
| | | | First quarter | Annual | | 1 to 4 | 5 to 9 | 10 to 19 | 20 to 49 | 50 to 99 | 100 to 249 | 250 to 499 | 500 to 999 | 1,000 or more |
| HUNTERDON—Con. | | | | | | | | | | | | | | |
| 44-45 | Retail trade | 6 342 | 39 933 | 182 090 | 617 | 307 | 146 | 99 | 39 | 21 | 4 | 1 | | |
| 441 | Motor vehicle & parts dealers | 847 | 6 642 | 38 445 | 63 | 30 | 8 | 11 | 9 | 5 | | | | |
| 4411 | Automobile dealers | 630 | 4 961 | 32 117 | 34 | 18 | 1 | 3 | 7 | 5 | | | | |
| 44111 | New car dealers | 620 | 4 876 | 29 578 | 29 | 14 | | 3 | 7 | 5 | | | | |
| 441110 | New car dealers | 620 | 4 876 | 29 578 | 29 | 14 | | 3 | 7 | 5 | | | | |
| 4413 | Automotive parts, accessories & tire stores | 172 | 1 151 | 4 709 | 21 | 7 | 6 | 6 | 2 | | | | | |
| 44131 | Automotive parts, accessories & tire stores | 137 | 712 | 3 176 | 16 | 6 | 3 | 5 | 2 | | | | | |
| 441310 | Automotive parts, accessories & tire stores | 137 | 712 | 3 176 | 16 | 6 | 3 | 5 | 2 | | | | | |
| 442 | Furniture & home furnishing stores | 370 | 1 555 | 6 417 | 52 | 22 | 19 | 8 | 3 | | | | | |
| 4421 | Furniture stores | 102 | 588 | 2 545 | 20 | 11 | 8 | | 1 | | | | | |
| 44211 | Furniture stores | 102 | 588 | 2 545 | 20 | 11 | 8 | | 1 | | | | | |
| 442110 | Furniture stores | 102 | 588 | 2 545 | 20 | 11 | 8 | | 1 | | | | | |
| 4422 | Home furnishings stores | 268 | 967 | 3 872 | 32 | 11 | 11 | 8 | 2 | | | | | |
| 44229 | Other home furnishings stores | 246 | 775 | 2 983 | 28 | 9 | 10 | 7 | 2 | | | | | |
| 443 | Electronics & appliance stores | 112 | 834 | 3 804 | 20 | 11 | 6 | 2 | 1 | | | | | |
| 4431 | Electronics & appliance stores | 112 | 834 | 3 804 | 20 | 11 | 6 | 2 | 1 | | | | | |
| 444 | Bldg material & garden equip & supp dealers | 625 | 5 790 | 25 920 | 61 | 27 | 14 | 12 | 6 | 2 | | | | |
| 4441 | Building material & supplies dealers | 494 | 5 067 | 22 475 | 38 | 14 | 9 | 7 | 6 | 2 | | | | |
| 44419 | Other building material dealers | 447 | 4 739 | 21 039 | 27 | 8 | 5 | 6 | 6 | 2 | | | | |
| 444190 | Other building material dealers | 447 | 4 739 | 21 039 | 27 | 8 | 5 | 6 | 6 | 2 | | | | |
| 4442 | Lawn & garden equip & supplies stores | 131 | 723 | 3 445 | 23 | 13 | 5 | 5 | | | | | | |
| 445 | Food & beverage stores | 1 724 | 9 077 | 38 050 | 102 | 53 | 19 | 12 | 8 | 7 | 2 | 1 | | |
| 4451 | Grocery stores | 1 489 | 8 094 | 33 734 | 54 | 24 | 7 | 6 | 7 | 7 | 2 | 1 | | |
| 44511 | Grocery (except convenience) stores | 1 294 | 7 410 | 30 800 | 30 | 13 | | 4 | 3 | 7 | 2 | 1 | | |
| 445110 | Grocery (except convenience) stores | 1 294 | 7 410 | 30 800 | 30 | 13 | | 4 | 3 | 7 | 2 | 1 | | |
| 44512 | Convenience stores | 195 | 684 | 2 934 | 24 | 11 | 7 | 2 | 4 | | | | | |
| 445120 | Convenience stores | 195 | 684 | 2 934 | 24 | 11 | 7 | 2 | 4 | | | | | |
| 4453 | Beer, wine & liquor stores | 153 | 709 | 2 945 | 26 | 13 | 8 | 4 | 1 | | | | | |
| 44531 | Beer, wine & liquor stores | 153 | 709 | 2 945 | 26 | 13 | 8 | 4 | 1 | | | | | |
| 445310 | Beer, wine & liquor stores | 153 | 709 | 2 945 | 26 | 13 | 8 | 4 | 1 | | | | | |
| 446 | Health & personal care stores | 277 | 1 438 | 6 550 | 37 | 18 | 4 | 13 | 2 | | | | | |
| 4461 | Health & personal care stores | 277 | 1 438 | 6 550 | 37 | 18 | 4 | 13 | 2 | | | | | |
| 44611 | Pharmacies & drug stores | 215 | 1 188 | 5 260 | 20 | 5 | 3 | 10 | 2 | | | | | |
| 446110 | Pharmacies & drug stores | 215 | 1 188 | 5 260 | 20 | 5 | 3 | 10 | 2 | | | | | |
| 447 | Gasoline stations | 468 | 2 098 | 8 808 | 51 | 20 | 15 | 13 | 2 | 1 | | | | |
| 4471 | Gasoline stations | 468 | 2 098 | 8 808 | 51 | 20 | 15 | 13 | 2 | 1 | | | | |
| 44711 | Gasoline stations with convenience stores | 146 | 603 | 2 410 | 17 | 7 | 6 | 3 | 1 | | | | | |
| 447110 | Gasoline stations with convenience stores | 146 | 603 | 2 410 | 17 | 7 | 6 | 3 | 1 | | | | | |
| 44719 | Other gasoline stations | 322 | 1 495 | 6 398 | 34 | 13 | 9 | 10 | 1 | 1 | | | | |
| 447190 | Other gasoline stations | 322 | 1 495 | 6 398 | 34 | 13 | 9 | 10 | 1 | 1 | | | | |
| 448 | Clothing & clothing accessories stores | 655 | 2 825 | 11 694 | 80 | 29 | 33 | 14 | 1 | 3 | | | | |
| 4481 | Clothing stores | 428 | 1 700 | 7 309 | 50 | 16 | 21 | 11 | | 2 | | | | |
| 44812 | Women's clothing stores | 114 | 367 | 1 492 | 18 | 6 | 10 | 2 | | | | | | |
| 448120 | Women's clothing stores | 114 | 367 | 1 492 | 18 | 6 | 10 | 2 | | | | | | |
| 44814 | Family clothing stores | 150 | 523 | 2 285 | 12 | 4 | 2 | 5 | | 1 | | | | |
| 448140 | Family clothing stores | 150 | 523 | 2 285 | 12 | 4 | 2 | 5 | | 1 | | | | |
| 4482 | Shoe stores | 106 | 402 | 1 535 | 12 | 2 | 7 | 2 | 1 | | | | | |
| 44821 | Shoe stores | 106 | 402 | 1 535 | 12 | 2 | 7 | 2 | 1 | | | | | |
| 448210 | Shoe stores | 106 | 402 | 1 535 | 12 | 2 | 7 | 2 | 1 | | | | | |
| 4483 | Jewelry, luggage & leather goods stores | 121 | 723 | 2 850 | 18 | 11 | 5 | 1 | | 1 | | | | |
| 451 | Sporting goods, hobby, book & music stores | 218 | 1 014 | 4 065 | 37 | 21 | 10 | 4 | 2 | | | | | |
| 4511 | Sporting goods, hobby, musical instrument stores | 176 | 929 | 3 660 | 28 | 16 | 7 | 3 | 2 | | | | | |
| 452 | General merchandise stores | 453 | 2 300 | 9 385 | 10 | 3 | 3 | 1 | | 1 | 2 | | | |
| 4521 | Department stores | (E) | (D) | (D) | 2 | | | | | | 2 | | | |
| 45211 | Department stores | (E) | (D) | (D) | 2 | | | | | | 2 | | | |
| 4529 | Other general merchandise stores | (C) | (D) | (D) | 8 | 3 | 3 | 1 | | 1 | | | | |
| 453 | Miscellaneous store retailers | 390 | 3 764 | 18 307 | 80 | 57 | 14 | 5 | 2 | 2 | | | | |
| 4532 | Office supplies, stationery & gift stores | 196 | 2 781 | 13 947 | 21 | 12 | 5 | 1 | 1 | 2 | | | | |
| 45322 | Gift, novelty & souvenir stores | (C) | (D) | (D) | 18 | 11 | 5 | 1 | | 1 | | | | |
| 454 | Nonstore retailers | 203 | 2 596 | 10 645 | 24 | 16 | 1 | 4 | 3 | | | | | |
| 4543 | Direct selling establishments | 179 | 2 379 | 9 677 | 17 | 10 | 1 | 3 | 3 | | | | | |
| 45431 | Fuel dealers | 163 | 2 321 | 9 309 | 9 | 2 | 1 | 3 | 3 | | | | | |
| 48-49 | Transportation & warehousing | 511 | 3 737 | 15 574 | 78 | 58 | 7 | 7 | 4 | 2 | | | | |
| 484 | Truck transportation | 245 | 2 272 | 9 577 | 43 | 33 | 4 | 2 | 3 | 1 | | | | |
| 4841 | General freight trucking | 121 | 1 233 | 5 190 | 18 | 14 | 2 | | 1 | 1 | | | | |
| 48412 | General freight trucking, long-distance | 106 | 1 142 | 4 742 | 8 | 5 | 1 | | 1 | 1 | | | | |
| 4842 | Specialized freight trucking | 124 | 1 039 | 4 387 | 25 | 19 | 2 | 2 | 2 | | | | | |
| 485 | Transit & ground passenger transportation | 205 | 824 | 3 260 | 12 | 5 | 1 | 4 | 1 | 1 | | | | |
| 4854 | School & employee bus transportation | 147 | 586 | 2 359 | 5 | 2 | | 1 | 1 | 1 | | | | |
| 48541 | School & employee bus transportation | 147 | 586 | 2 359 | 5 | 2 | | 1 | 1 | 1 | | | | |
| 485410 | School & employee bus transportation | 147 | 586 | 2 359 | 5 | 2 | | 1 | 1 | 1 | | | | |

See footnotes at end of table.

Table 6. Counties—Employees, Payroll, and Establishments by Industry: 2001—Con.

[Excludes most government employees, railroad employees, and self-employed persons. Size class 1 to 4 includes establishments with payroll, but no employees, during mid-March pay period. (D) denotes figures withheld to avoid disclosing data for individual companies; the data are included in broader industry totals. Detailed industries with 100 or more employees are shown if industry was not a (D). For explanation of terms, abbreviations, and data reliability/comparability, see introductory text]

| NAICS code | Industry | Number of employees for week including March 12 | Payroll (\$1,000) | | Total number of establishments | Number of establishments by employment-size class | | | | | | | | |
|-----------------------|--|---|-------------------|----------------|--------------------------------|---|-----------|-----------|-----------|----------|------------|------------|------------|---------------|
| | | | First quarter | Annual | | 1 to 4 | 5 to 9 | 10 to 19 | 20 to 49 | 50 to 99 | 100 to 249 | 250 to 499 | 500 to 999 | 1,000 or more |
| HUNTERDON—Con. | | | | | | | | | | | | | | |
| 51 | Information | 1 073 | 14 464 | 53 517 | 60 | 35 | 9 | 8 | 4 | 3 | — | 1 | — | — |
| 511 | Publishing industries | 784 | 10 556 | 38 923 | 27 | 15 | 5 | 3 | 1 | 2 | — | 1 | — | — |
| 5111 | Newspaper, periodical, book, database publishers | 729 | 9 655 | 35 335 | 17 | 9 | 3 | 1 | 1 | 2 | — | 1 | — | — |
| 51111 | Newspaper publishers | (C) | (D) | (D) | 4 | 2 | — | — | — | 2 | — | — | — | — |
| 51112 | Periodical publishers | (F) | (D) | (D) | 8 | 3 | 3 | — | 1 | — | — | 1 | — | — |
| 513 | Broadcasting & telecommunications | 188 | 3 009 | 11 248 | 14 | 7 | 1 | 4 | 1 | 1 | — | — | — | — |
| 5133 | Telecommunications | (C) | (D) | (D) | 13 | 6 | 1 | 4 | 1 | 1 | — | — | — | — |
| 51331 | Wired telecommunications carriers | (C) | (D) | (D) | 8 | 3 | — | 3 | 1 | 1 | — | — | — | — |
| 52 | Finance & insurance | 1 019 | 10 990 | 42 873 | 162 | 91 | 41 | 23 | 5 | 2 | — | — | — | — |
| 522 | Credit intermediation & related activities | 631 | 5 717 | 22 413 | 67 | 27 | 22 | 13 | 3 | 2 | — | — | — | — |
| 5221 | Depository credit intermediation | 603 | 5 397 | 21 132 | 60 | 21 | 22 | 12 | 3 | 2 | — | — | — | — |
| 52211 | Commercial banking | 533 | 4 911 | 19 058 | 47 | 13 | 18 | 12 | 2 | 2 | — | — | — | — |
| 522110 | Commercial banking | 533 | 4 911 | 19 058 | 47 | 13 | 18 | 12 | 2 | 2 | — | — | — | — |
| 524 | Insurance carriers & related activities | (E) | (D) | (D) | 64 | 39 | 15 | 8 | 2 | — | — | — | — | — |
| 5242 | Agencies & other insurance related activities | (C) | (D) | (D) | 53 | 32 | 12 | 8 | 1 | — | — | — | — | — |
| 52421 | Insurance agencies & brokerages | 208 | 2 516 | 12 107 | 45 | 26 | 12 | 6 | 1 | — | — | — | — | — |
| 524210 | Insurance agencies & brokerages | 208 | 2 516 | 12 107 | 45 | 26 | 12 | 6 | 1 | — | — | — | — | — |
| 53 | Real estate & rental & leasing | 346 | 2 409 | 11 012 | 96 | 76 | 12 | 7 | 1 | — | — | — | — | — |
| 531 | Real estate | 218 | 1 608 | 6 921 | 73 | 60 | 10 | 3 | — | — | — | — | — | — |
| 5311 | Lessors of real estate | 107 | 629 | 2 769 | 35 | 29 | 5 | 1 | — | — | — | — | — | — |
| 532 | Rental & leasing services | 128 | 801 | 4 091 | 23 | 16 | 2 | 4 | 1 | — | — | — | — | — |
| 54 | Professional, scientific & technical services | 4 560 | 64 093 | 269 585 | 630 | 485 | 68 | 44 | 22 | 8 | 1 | — | 2 | — |
| 541 | Professional, scientific & technical services | 4 560 | 64 093 | 269 585 | 630 | 485 | 68 | 44 | 22 | 8 | 1 | — | 2 | — |
| 5411 | Legal services | 329 | 3 610 | 17 949 | 80 | 56 | 18 | 4 | 1 | 1 | — | — | — | — |
| 54111 | Offices of lawyers | 327 | 3 605 | 17 808 | 77 | 53 | 18 | 4 | 1 | 1 | — | — | — | — |
| 541110 | Offices of lawyers | 327 | 3 605 | 17 808 | 77 | 53 | 18 | 4 | 1 | 1 | — | — | — | — |
| 5412 | Accounting, tax prep, bookkeep, payroll services | 1 014 | 9 282 | 37 057 | 44 | 31 | 5 | 5 | 1 | 1 | — | — | 1 | — |
| 54121 | Accounting, tax prep, bookkeep, payroll services | 1 014 | 9 282 | 37 057 | 44 | 31 | 5 | 5 | 1 | 1 | — | — | 1 | — |
| 5413 | Architectural, engineering & related services | 1 426 | 25 486 | 102 524 | 101 | 73 | 12 | 7 | 6 | 2 | — | — | 1 | — |
| 54133 | Engineering services | 1 214 | 23 082 | 89 152 | 57 | 40 | 5 | 5 | 5 | 1 | — | — | 1 | — |
| 541330 | Engineering services | 1 214 | 23 082 | 89 152 | 57 | 40 | 5 | 5 | 5 | 1 | — | — | 1 | — |
| 5415 | Computer systems design & related services | 617 | 9 107 | 39 951 | 175 | 150 | 10 | 9 | 4 | 2 | — | — | — | — |
| 54151 | Computer systems design & related services | 617 | 9 107 | 39 951 | 175 | 150 | 10 | 9 | 4 | 2 | — | — | — | — |
| 541511 | Custom computer programming services | 325 | 5 065 | 22 044 | 67 | 56 | 4 | 4 | 1 | 2 | — | — | — | — |
| 541512 | Computer systems design services | 187 | 2 858 | 12 824 | 83 | 75 | 4 | 3 | 1 | — | — | — | — | — |
| 5416 | Management, sci & tech consulting services | 420 | 6 236 | 26 703 | 131 | 112 | 11 | 3 | 4 | 1 | — | — | — | — |
| 54161 | Management consulting services | 247 | 3 939 | 15 829 | 88 | 80 | 6 | — | 1 | 1 | — | — | — | — |
| 541614 | Process, phys dist & log consulting services | 136 | 2 335 | 8 273 | 12 | 9 | 1 | — | 1 | 1 | — | — | — | — |
| 5417 | Scientific R&D services | 241 | 4 834 | 20 827 | 8 | 4 | 1 | 1 | — | 1 | 1 | — | — | — |
| 54171 | R&D in physical, engineering & life sciences | (C) | (D) | (D) | 7 | 4 | — | 1 | — | 1 | 1 | — | — | — |
| 5418 | Advertising & related services | 223 | 3 061 | 13 514 | 28 | 16 | 4 | 3 | 5 | — | — | — | — | — |
| 54181 | Advertising agencies | 139 | 2 136 | 9 521 | 12 | 5 | 2 | 2 | 3 | — | — | — | — | — |
| 541810 | Advertising agencies | 139 | 2 136 | 9 521 | 12 | 5 | 2 | 2 | 3 | — | — | — | — | — |
| 5419 | Oth professional, scientific, technical services | 225 | 1 826 | 8 341 | 37 | 20 | 5 | 11 | 1 | — | — | — | — | — |
| 54194 | Veterinary services | 189 | 1 388 | 6 285 | 22 | 7 | 5 | 9 | 1 | — | — | — | — | — |
| 541940 | Veterinary services | 189 | 1 388 | 6 285 | 22 | 7 | 5 | 9 | 1 | — | — | — | — | — |
| 55 | Management of companies & enterprises | 3 835 | 130 536 | 446 811 | 21 | 4 | — | 4 | 5 | 2 | 1 | 3 | 1 | 1 |
| 551 | Management of companies & enterprises | 3 835 | 130 536 | 446 811 | 21 | 4 | — | 4 | 5 | 2 | 1 | 3 | 1 | 1 |
| 5511 | Management of companies & enterprises | 3 835 | 130 536 | 446 811 | 21 | 4 | — | 4 | 5 | 2 | 1 | 3 | 1 | 1 |
| 55111 | Management of companies & enterprises | 3 835 | 130 536 | 446 811 | 21 | 4 | — | 4 | 5 | 2 | 1 | 3 | 1 | 1 |
| 56 | Admin, support, waste mgt, remediation services | 2 717 | 20 454 | 89 851 | 257 | 175 | 33 | 25 | 13 | 6 | 4 | — | 1 | — |
| 561 | Administrative & support services | (G) | (D) | (D) | 247 | 171 | 33 | 23 | 11 | 5 | 3 | — | 1 | — |
| 5611 | Office administrative services | 210 | 2 768 | 13 238 | 19 | 11 | 4 | 1 | 2 | 1 | — | — | — | — |
| 56111 | Office administrative services | 210 | 2 768 | 13 238 | 19 | 11 | 4 | 1 | 2 | 1 | — | — | — | — |
| 561110 | Office administrative services | 210 | 2 768 | 13 238 | 19 | 11 | 4 | 1 | 2 | 1 | — | — | — | — |
| 5612 | Facilities support services | 170 | 823 | 3 470 | 5 | 1 | 1 | 1 | 1 | — | 1 | — | — | — |
| 56121 | Facilities support services | 170 | 823 | 3 470 | 5 | 1 | 1 | 1 | 1 | — | 1 | — | — | — |
| 561210 | Facilities support services | 170 | 823 | 3 470 | 5 | 1 | 1 | 1 | 1 | — | 1 | — | — | — |
| 5613 | Employment services | 1 100 | 7 789 | 32 587 | 17 | 5 | 1 | 1 | 5 | 3 | 1 | — | 1 | — |
| 56132 | Temporary help services | 272 | 2 556 | 9 182 | 7 | 1 | — | 1 | 4 | — | 1 | — | — | — |
| 561320 | Temporary help services | 272 | 2 556 | 9 182 | 7 | 1 | — | 1 | 4 | — | 1 | — | — | — |
| 56133 | Employee leasing services | 766 | 4 753 | 21 753 | 4 | — | — | — | 1 | 2 | — | — | 1 | — |
| 561330 | Employee leasing services | 766 | 4 753 | 21 753 | 4 | — | — | — | 1 | 2 | — | — | 1 | — |
| 5617 | Services to buildings & dwellings | 712 | 3 877 | 20 072 | 167 | 128 | — | 14 | 3 | — | 1 | — | — | — |
| 56172 | Janitorial services | 239 | 1 233 | 4 067 | 41 | 29 | 5 | 4 | 3 | — | — | — | — | — |
| 561720 | Janitorial services | 239 | 1 233 | 4 067 | 41 | 29 | 5 | 4 | 3 | — | — | — | — | — |
| 56173 | Landscaping services | 419 | 2 342 | 14 573 | 110 | 87 | 14 | 8 | — | — | 1 | — | — | — |
| 561730 | Landscaping services | 419 | 2 342 | 14 573 | 110 | 87 | 14 | 8 | — | — | 1 | — | — | — |
| 5619 | Other support services | 113 | 1 464 | 5 462 | 13 | 8 | 2 | 2 | — | 1 | — | — | — | — |
| 562 | Waste management & remediation services | (E) | (D) | (D) | 10 | 4 | — | 2 | 2 | 1 | 1 | — | — | — |
| 5621 | Waste collection | 246 | 2 520 | 9 866 | 7 | 3 | — | 1 | 1 | 1 | 1 | — | — | — |
| 56211 | Waste collection | 246 | 2 520 | 9 866 | 7 | 3 | — | 1 | 1 | 1 | 1 | — | — | — |
| 562111 | Solid waste collection | 246 | 2 520 | 9 866 | 7 | 3 | — | 1 | 1 | 1 | 1 | — | — | — |

See footnotes at end of table.

Table 6. Counties—Employees, Payroll, and Establishments by Industry: 2001—Con.

[Excludes most government employees, railroad employees, and self-employed persons. Size class 1 to 4 includes establishments with payroll, but no employees, during mid-March pay period. (D) denotes figures withheld to avoid disclosing data for individual companies; the data are included in broader industry totals. Detailed industries with 100 or more employees are shown if industry was not a (D). For explanation of terms, abbreviations, and data reliability/comparability, see introductory text]

| NAICS code | Industry | Number of employees for week including March 12 | Payroll (\$1,000) | | Total number of establishments | Number of establishments by employment-size class | | | | | | | | |
|-----------------------|--|---|-------------------|----------------|--------------------------------|---|-----------|-----------|-----------|----------|------------|------------|------------|---------------|
| | | | First quarter | Annual | | 1 to 4 | 5 to 9 | 10 to 19 | 20 to 49 | 50 to 99 | 100 to 249 | 250 to 499 | 500 to 999 | 1,000 or more |
| HUNTERDON—Con. | | | | | | | | | | | | | | |
| 61 | Educational services | 433 | 4 120 | 16 537 | 50 | 31 | 3 | 9 | 6 | 1 | — | — | — | — |
| 611 | Educational services | 433 | 4 120 | 16 537 | 50 | 31 | 3 | 9 | 6 | 1 | — | — | — | — |
| 6111 | Elementary & secondary schools | 190 | 1 177 | 4 333 | 9 | 3 | — | 6 | — | — | — | — | — | — |
| 61111 | Elementary & secondary schools | 190 | 1 177 | 4 333 | 9 | 3 | — | 6 | — | — | — | — | — | — |
| 611110 | Elementary & secondary schools | 190 | 1 177 | 4 333 | 9 | 3 | — | 6 | — | — | — | — | — | — |
| 6116 | Other schools & instruction | 200 | 2 529 | 9 805 | 28 | 17 | 2 | 8 | — | 1 | — | — | — | — |
| 61169 | All other schools & instruction | (C) | (D) | (D) | 10 | 6 | 1 | 2 | — | 1 | — | — | — | — |
| 62 | Health care and social assistance | 5 177 | 40 224 | 176 402 | 286 | 111 | 79 | 56 | 27 | 9 | 2 | 1 | — | 1 |
| 621 | Ambulatory health care services | 1 805 | 16 535 | 77 429 | 210 | 92 | 56 | 40 | 19 | 3 | — | — | — | — |
| 6211 | Offices of physicians | 799 | 8 393 | 42 560 | 71 | 24 | 18 | 18 | 11 | — | — | — | — | — |
| 62111 | Offices of physicians | 799 | 8 393 | 42 560 | 71 | 24 | 18 | 18 | 11 | — | — | — | — | — |
| 6212 | Offices of dentists | 414 | 2 965 | 13 444 | 61 | 20 | 28 | 10 | 3 | — | — | — | — | — |
| 62121 | Offices of dentists | 414 | 2 965 | 13 444 | 61 | 20 | 28 | 10 | 3 | — | — | — | — | — |
| 621210 | Offices of dentists | 414 | 2 965 | 13 444 | 61 | 20 | 28 | 10 | 3 | — | — | — | — | — |
| 6213 | Offices of other health practitioners | 218 | 2 422 | 10 021 | 52 | 39 | 8 | 4 | — | 1 | — | — | — | — |
| 6214 | Outpatient care centers | 181 | 1 673 | 6 940 | 11 | 3 | 1 | 4 | 2 | 1 | — | — | — | — |
| 62149 | Other outpatient care centers | 128 | 1 406 | 5 821 | 6 | 1 | 1 | 2 | 1 | 1 | — | — | — | — |
| 6216 | Home health care services | 130 | 732 | 2 724 | 6 | 1 | — | 2 | 2 | 1 | — | — | — | — |
| 62161 | Home health care services | 130 | 732 | 2 724 | 6 | 1 | — | 2 | 2 | 1 | — | — | — | — |
| 621610 | Home health care services | 130 | 732 | 2 724 | 6 | 1 | — | 2 | 2 | 1 | — | — | — | — |
| 622 | Hospitals | (G) | (D) | (D) | 2 | — | — | — | — | — | — | 1 | — | 1 |
| 6221 | General medical & surgical hospitals | (G) | (D) | (D) | 1 | — | — | — | — | — | — | — | — | 1 |
| 62211 | General medical & surgical hospitals | (G) | (D) | (D) | 1 | — | — | — | — | — | — | — | — | 1 |
| 6222 | Psychiatric & substance abuse hospitals | (E) | (D) | (D) | 1 | — | — | — | — | — | — | 1 | — | — |
| 62221 | Psychiatric & substance abuse hospitals | (E) | (D) | (D) | 1 | — | — | — | — | — | — | 1 | — | — |
| 623 | Nursing & residential care facilities | 649 | 3 938 | 19 873 | 26 | 3 | 9 | 8 | 2 | 3 | 1 | — | — | — |
| 6231 | Nursing care facilities | 439 | 2 810 | 14 204 | 6 | 1 | — | — | 1 | 3 | 1 | — | — | — |
| 62311 | Nursing care facilities | 439 | 2 810 | 14 204 | 6 | 1 | — | — | 1 | 3 | 1 | — | — | — |
| 623110 | Nursing care facilities | 439 | 2 810 | 14 204 | 6 | 1 | — | — | 1 | 3 | 1 | — | — | — |
| 6232 | Residential mental retardation, health facil | 144 | 787 | 4 062 | 15 | 2 | 7 | 5 | 1 | — | — | — | — | — |
| 624 | Social assistance | (F) | (D) | (D) | 48 | 16 | 14 | 8 | 6 | 3 | 1 | — | — | — |
| 6241 | Individual & family services | (E) | (D) | (D) | 17 | 6 | 6 | 4 | — | — | 1 | — | — | — |
| 62412 | Services for elderly & disabled persons | 257 | 410 | 2 087 | 6 | — | 2 | 3 | — | — | 1 | — | — | — |
| 624120 | Services for elderly & disabled persons | 257 | 410 | 2 087 | 6 | — | 2 | 3 | — | — | 1 | — | — | — |
| 6244 | Child day care services | 422 | 1 389 | 5 633 | 26 | 8 | 7 | 3 | 6 | 2 | — | — | — | — |
| 62441 | Child day care services | 422 | 1 389 | 5 633 | 26 | 8 | 7 | 3 | 6 | 2 | — | — | — | — |
| 624410 | Child day care services | 422 | 1 389 | 5 633 | 26 | 8 | 7 | 3 | 6 | 2 | — | — | — | — |
| 71 | Arts, entertainment & recreation | 343 | 1 206 | 7 224 | 45 | 29 | 7 | 4 | 4 | 1 | — | — | — | — |
| 713 | Amusement, gambling & recreation industries | 277 | 1 000 | 6 148 | 30 | 17 | 5 | 4 | 3 | 1 | — | — | — | — |
| 7139 | Other amusement & recreation industries | (E) | (D) | (D) | 29 | 16 | 5 | 4 | 3 | 1 | — | — | — | — |
| 71391 | Golf courses & country clubs | 126 | 503 | 2 966 | 5 | 1 | 1 | — | 2 | 1 | — | — | — | — |
| 713910 | Golf courses & country clubs | 126 | 503 | 2 966 | 5 | 1 | 1 | — | 2 | 1 | — | — | — | — |
| 72 | Accommodation & food services | 2 510 | 8 727 | 37 597 | 227 | 107 | 52 | 32 | 28 | 6 | 2 | — | — | — |
| 721 | Accommodation | 105 | 429 | 1 794 | 15 | 9 | 4 | — | 2 | — | — | — | — | — |
| 7211 | Traveler accommodation | (C) | (D) | (D) | 14 | 8 | 4 | — | 2 | — | — | — | — | — |
| 722 | Food services & drinking places | 2 405 | 8 298 | 35 803 | 212 | 98 | 48 | 32 | 26 | 6 | 2 | — | — | — |
| 7221 | Full-service restaurants | 1 382 | 5 091 | 22 001 | 100 | 35 | 24 | 21 | 16 | 2 | 2 | — | — | — |
| 72211 | Full-service restaurants | 1 382 | 5 091 | 22 001 | 100 | 35 | 24 | 21 | 16 | 2 | 2 | — | — | — |
| 722110 | Full-service restaurants | 1 382 | 5 091 | 22 001 | 100 | 35 | 24 | 21 | 16 | 2 | 2 | — | — | — |
| 7222 | Limited-service eating places | 705 | 1 926 | 8 599 | 79 | 50 | 11 | 9 | 6 | 3 | — | — | — | — |
| 72221 | Limited-service eating places | 705 | 1 926 | 8 599 | 79 | 50 | 11 | 9 | 6 | 3 | — | — | — | — |
| 722211 | Limited-service restaurants | 604 | 1 742 | 7 760 | 57 | 36 | 7 | 5 | 6 | 3 | — | — | — | — |
| 7223 | Special food services | 240 | 935 | 3 901 | 20 | 8 | 6 | 1 | 4 | 1 | — | — | — | — |
| 72231 | Food service contractors | 223 | 889 | 3 667 | 13 | 3 | 4 | 1 | 4 | 1 | — | — | — | — |
| 722310 | Food service contractors | 223 | 889 | 3 667 | 13 | 3 | 4 | 1 | 4 | 1 | — | — | — | — |
| 81 | Other services (except public administration) | 1 893 | 8 960 | 40 299 | 340 | 222 | 69 | 36 | 12 | — | — | 1 | — | — |
| 811 | Repair & maintenance | 588 | 4 523 | 21 309 | 119 | 80 | 20 | 15 | 4 | — | — | — | — | — |
| 8111 | Automotive repair & maintenance | 408 | 3 235 | 14 671 | 84 | 53 | 17 | 13 | 1 | — | — | — | — | — |
| 81111 | Automotive mechanical & electrical R&M | 214 | 1 473 | 7 563 | 54 | 37 | 11 | 6 | — | — | — | — | — | — |
| 811111 | General automotive repair | 197 | 1 281 | 6 763 | 49 | 34 | 9 | 6 | — | — | — | — | — | — |
| 811112 | Automotive body, paint, interior & glass repair | 157 | 1 542 | 6 126 | 24 | 13 | 5 | 5 | 1 | — | — | — | — | — |
| 811121 | Automotive body, paint & interior R&M | 151 | 1 497 | 5 940 | 21 | 10 | 5 | 5 | 1 | — | — | — | — | — |
| 812 | Personal & laundry services | 541 | 2 067 | 9 301 | 121 | 84 | 23 | 9 | 5 | — | — | — | — | — |
| 8121 | Personal care services | 345 | 1 290 | 5 541 | 63 | 37 | 17 | 7 | 2 | — | — | — | — | — |
| 81211 | Hair, nail & skin care services | 334 | 1 271 | 5 453 | 58 | 33 | 16 | 7 | 2 | — | — | — | — | — |
| 812112 | Beauty salons | 313 | 1 170 | 5 024 | 50 | 26 | 15 | 7 | 2 | — | — | — | — | — |
| 8123 | Drycleaning & laundry services | (C) | (D) | (D) | 19 | 10 | 4 | 2 | 3 | — | — | — | — | — |
| 81232 | Drycleaning & laundry services (exc coin-op) | 120 | 506 | 2 472 | 17 | 9 | 4 | 1 | 3 | — | — | — | — | — |
| 812320 | Drycleaning & laundry services (exc coin-op) | 120 | 506 | 2 472 | 17 | 9 | 4 | 1 | 3 | — | — | — | — | — |

See footnotes at end of table.

Table 6. Counties—Employees, Payroll, and Establishments by Industry: 2001—Con.

[Excludes most government employees, railroad employees, and self-employed persons. Size class 1 to 4 includes establishments with payroll, but no employees, during mid-March pay period. (D) denotes figures withheld to avoid disclosing data for individual companies; the data are included in broader industry totals. Detailed industries with 100 or more employees are shown if industry was not a (D). For explanation of terms, abbreviations, and data reliability/comparability, see introductory text]

| NAICS code | Industry | Number of employees for week including March 12 | Payroll (\$1,000) | | Total number of establishments | Number of establishments by employment-size class | | | | | | | | |
|-----------------------|---|---|-------------------|------------------|--------------------------------|---|--------------|--------------|------------|------------|------------|------------|------------|---------------|
| | | | First quarter | Annual | | 1 to 4 | 5 to 9 | 10 to 19 | 20 to 49 | 50 to 99 | 100 to 249 | 250 to 499 | 500 to 999 | 1,000 or more |
| HUNTERDON—Con. | | | | | | | | | | | | | | |
| 81 | Other services (except public administration)—Con. | | | | | | | | | | | | | |
| 813 | Religious, grantmaking, civic, prof & like organizations | 764 | 2 370 | 9 689 | 100 | 58 | 26 | 12 | 3 | — | — | 1 | — | — |
| 8131 | Religious organizations | 401 | 1 307 | 5 297 | 66 | 36 | 19 | 8 | 3 | — | — | — | — | — |
| 81311 | Religious organizations | 401 | 1 307 | 5 297 | 66 | 36 | 19 | 8 | 3 | — | — | — | — | — |
| 813110 | Religious organizations | 401 | 1 307 | 5 297 | 66 | 36 | 19 | 8 | 3 | — | — | — | — | — |
| 8134 | Civic & social organizations | 269 | 634 | 2 533 | 7 | 4 | 2 | — | — | — | — | 1 | — | — |
| 81341 | Civic & social organizations | 269 | 634 | 2 533 | 7 | 4 | 2 | — | — | — | — | 1 | — | — |
| 813410 | Civic & social organizations | 269 | 634 | 2 533 | 7 | 4 | 2 | — | — | — | — | 1 | — | — |
| 95 | Auxiliaries (exc corporate, subsidiary & regional mgt) | (F) | (D) | (D) | 5 | 1 | — | 1 | — | — | 2 | — | 1 | — |
| 99 | Unclassified establishments | (B) | (D) | (D) | 39 | 38 | 1 | — | — | — | — | — | — | — |
| MERCER | | | | | | | | | | | | | | |
| | Total | 182 869 | 2 189 323 | 8 062 543 | 10 088 | 5 321 | 1 870 | 1 368 | 932 | 319 | 186 | 55 | 23 | 14 |
| 11 | Forestry, fishing, hunting, and agriculture support | (B) | (D) | (D) | 8 | 5 | 2 | 1 | — | — | — | — | — | — |
| 21 | Mining | (B) | (D) | (D) | 2 | 1 | — | — | — | 1 | — | — | — | — |
| 22 | Utilities | 688 | 13 544 | 40 432 | 11 | 2 | 2 | — | 2 | 2 | 3 | — | — | — |
| 221 | Utilities | 688 | 13 544 | 40 432 | 11 | 2 | 2 | — | 2 | 2 | 3 | — | — | — |
| 2211 | Elec pwr generation, transmsn & distribution ... | (F) | (D) | (D) | 7 | 1 | 1 | — | — | 2 | 3 | — | — | — |
| 22111 | Electric power generation | (C) | (D) | (D) | 1 | — | — | — | — | — | 1 | — | — | — |
| 22112 | Electric pwr transmsn, control & distribution .. | (F) | (D) | (D) | 6 | 1 | 1 | — | — | 2 | 2 | — | — | — |
| 23 | Construction | 5 559 | 56 008 | 251 098 | 721 | 492 | 114 | 67 | 32 | 9 | 5 | 2 | — | — |
| 233 | Building, developing & general contracting | 1 740 | 19 289 | 79 830 | 196 | 132 | 35 | 17 | 8 | 2 | — | 2 | — | — |
| 2332 | Residential building construction | (F) | (D) | (D) | 138 | 111 | 20 | 5 | 1 | 1 | — | — | — | — |
| 23321 | Single-family housing construction | 495 | 4 748 | 21 218 | 136 | 109 | 20 | 5 | 1 | 1 | — | — | — | — |
| 233210 | Single-family housing construction | 495 | 4 748 | 21 218 | 136 | 109 | 20 | 5 | 1 | 1 | — | — | — | — |
| 2333 | Nonresidential building construction | (G) | (D) | (D) | 52 | 16 | 15 | 11 | 7 | 1 | — | 2 | — | — |
| 23331 | Mfg & industrial building construction | (E) | (D) | (D) | 8 | 5 | 1 | — | 1 | — | — | 1 | — | — |
| 23332 | Commercial & institutional bldg construction .. | 920 | 8 985 | 38 264 | 44 | 11 | 14 | 11 | 6 | 1 | — | 1 | — | — |
| 233320 | Commercial & institutional bldg construction .. | 920 | 8 985 | 38 264 | 44 | 11 | 14 | 11 | 6 | 1 | — | 1 | — | — |
| 234 | Heavy construction | 539 | 5 582 | 30 707 | 30 | 14 | 8 | 4 | 1 | 1 | 2 | — | — | — |
| 2341 | Highway, street, bridge & tunnel construction ... | 219 | 2 081 | 8 555 | 11 | 6 | 2 | 2 | — | — | 1 | — | — | — |
| 23411 | Highway & street construction | (C) | (D) | (D) | 10 | 6 | 2 | 1 | — | — | 1 | — | — | — |
| 2349 | Other heavy construction | 320 | 3 501 | 22 152 | 19 | 8 | 6 | 2 | 1 | 1 | 1 | — | — | — |
| 23491 | Water, sewer & pipeline construction | 138 | 1 793 | 9 156 | 6 | 2 | 3 | — | — | — | 1 | — | — | — |
| 234910 | Water, sewer & pipeline construction | 138 | 1 793 | 9 156 | 6 | 2 | 3 | — | — | — | 1 | — | — | — |
| 23492 | Pwr, communication transmsn line construction | 129 | 1 309 | 10 740 | 3 | — | 1 | — | 1 | 1 | — | — | — | — |
| 234920 | Pwr, communication transmsn line construction | 129 | 1 309 | 10 740 | 3 | — | 1 | — | 1 | 1 | — | — | — | — |
| 235 | Special trade contractors | 3 280 | 31 137 | 140 561 | 495 | 346 | 71 | 46 | 23 | 6 | 3 | — | — | — |
| 2351 | Plumbing, heating & AC contractor | 705 | 7 858 | 32 685 | 98 | 72 | 11 | 8 | 5 | 1 | 1 | — | — | — |
| 23511 | Plumbing, heating & AC contractor | 705 | 7 858 | 32 685 | 98 | 72 | 11 | 8 | 5 | 1 | 1 | — | — | — |
| 235110 | Plumbing, heating & AC contractor | 705 | 7 858 | 32 685 | 98 | 72 | 11 | 8 | 5 | 1 | 1 | — | — | — |
| 2352 | Painting & wall covering contractors | 148 | 951 | 5 662 | 59 | 51 | 6 | 2 | — | — | — | — | — | — |
| 23521 | Painting & wall covering contractors | 148 | 951 | 5 662 | 59 | 51 | 6 | 2 | — | — | — | — | — | — |
| 235210 | Painting & wall covering contractors | 148 | 951 | 5 662 | 59 | 51 | 6 | 2 | — | — | — | — | — | — |
| 2353 | Electrical contractors | 588 | 7 222 | 32 186 | 87 | 54 | 18 | 10 | 4 | 1 | — | — | — | — |
| 23531 | Electrical contractors | 588 | 7 222 | 32 186 | 87 | 54 | 18 | 10 | 4 | 1 | — | — | — | — |
| 235310 | Electrical contractors | 588 | 7 222 | 32 186 | 87 | 54 | 18 | 10 | 4 | 1 | — | — | — | — |
| 2354 | Masonry, drywall, insulation, tile contractors ... | (E) | (D) | (D) | 41 | 25 | 7 | 7 | 1 | — | 1 | — | — | — |
| 23542 | Drywall, acoustical & insulation contractors ... | 254 | 1 694 | 8 952 | 16 | 7 | 3 | 4 | 1 | — | 1 | — | — | — |
| 235420 | Drywall, acoustical & insulation contractors ... | 254 | 1 694 | 8 952 | 16 | 7 | 3 | 4 | 1 | — | 1 | — | — | — |
| 2355 | Carpentry & floor contractors | 371 | 3 343 | 12 449 | 73 | 58 | 7 | 2 | 5 | 1 | — | — | — | — |
| 23551 | Carpentry contractors | 268 | 1 883 | 8 535 | 57 | 45 | 7 | 2 | 2 | 1 | — | — | — | — |
| 235510 | Carpentry contractors | 268 | 1 883 | 8 535 | 57 | 45 | 7 | 2 | 2 | 1 | — | — | — | — |
| 23552 | Floor laying & other floor contractors | 103 | 1 460 | 3 914 | 16 | 13 | — | — | 3 | — | — | — | — | — |
| 235520 | Floor laying & other floor contractors | 103 | 1 460 | 3 914 | 16 | 13 | — | — | 3 | — | — | — | — | — |
| 2356 | Roofing, siding, & sheet metal contractors | 253 | 1 655 | 8 955 | 53 | 37 | 11 | 3 | 1 | 1 | — | — | — | — |
| 23561 | Roofing, siding, & sheet metal contractors ... | 253 | 1 655 | 8 955 | 53 | 37 | 11 | 3 | 1 | 1 | — | — | — | — |
| 235610 | Roofing, siding, & sheet metal contractors ... | 253 | 1 655 | 8 955 | 53 | 37 | 11 | 3 | 1 | 1 | — | — | — | — |
| 2357 | Concrete contractors | 129 | 1 138 | 6 536 | 16 | 9 | 3 | 3 | 1 | — | — | — | — | — |
| 23571 | Concrete contractors | 129 | 1 138 | 6 536 | 16 | 9 | 3 | 3 | 1 | — | — | — | — | — |
| 235710 | Concrete contractors | 129 | 1 138 | 6 536 | 16 | 9 | 3 | 3 | 1 | — | — | — | — | — |
| 2359 | Other special trade contractors | 735 | 6 526 | 29 184 | 67 | 40 | 8 | 10 | 6 | 2 | 1 | — | — | — |
| 23594 | Wrecking & demolition contractors | (C) | (D) | (D) | 3 | 1 | — | — | 1 | — | 1 | — | — | — |
| 23599 | All other special trade contractors | 363 | 2 349 | 13 446 | 32 | 20 | 3 | 4 | 3 | 2 | — | — | — | — |
| 235990 | All other special trade contractors | 363 | 2 349 | 13 446 | 32 | 20 | 3 | 4 | 3 | 2 | — | — | — | — |

See footnotes at end of table.

Table 6. Counties—Employees, Payroll, and Establishments by Industry: 2001—Con.

[Excludes most government employees, railroad employees, and self-employed persons. Size class 1 to 4 includes establishments with payroll, but no employees, during mid-March pay period. (D) denotes figures withheld to avoid disclosing data for individual companies; the data are included in broader industry totals. Detailed industries with 100 or more employees are shown if industry was not a (D). For explanation of terms, abbreviations, and data reliability/comparability, see introductory text]

| NAICS code | Industry | Number of employees for week including March 12 | Payroll (\$1,000) | | Total number of establishments | Number of establishments by employment-size class | | | | | | | | |
|--------------------|--|---|-------------------|----------------|--------------------------------|---|-----------|-----------|-----------|-----------|------------|------------|------------|---------------|
| | | | First quarter | Annual | | 1 to 4 | 5 to 9 | 10 to 19 | 20 to 49 | 50 to 99 | 100 to 249 | 250 to 499 | 500 to 999 | 1,000 or more |
| MERCER—Con. | | | | | | | | | | | | | | |
| 31-33 | Manufacturing | 10 463 | 102 100 | 382 873 | 329 | 101 | 64 | 66 | 52 | 22 | 19 | 3 | 1 | 1 |
| 311 | Food mfg | 607 | 4 235 | 13 192 | 39 | 9 | 15 | 10 | 1 | 3 | 1 | — | — | — |
| 3114 | Fruit & veg preserving & specialty food mfg | 157 | 1 471 | 2 073 | 4 | 1 | — | 2 | — | — | 1 | — | — | — |
| 31141 | Frozen food mfg | (C) | (D) | (D) | 3 | 1 | — | 1 | — | — | 1 | — | — | — |
| 3115 | Dairy product mfg | (C) | (D) | (D) | 3 | — | — | 2 | — | 1 | — | — | — | — |
| 3116 | Animal slaughtering & processing | 114 | 1 372 | 5 368 | 6 | 2 | — | 2 | 1 | 1 | — | — | — | — |
| 31161 | Animal slaughtering & processing | 114 | 1 372 | 5 368 | 6 | 2 | — | 2 | 1 | 1 | — | — | — | — |
| 3118 | Bakeries & tortilla mfg | 218 | 922 | 3 706 | 24 | 5 | 14 | 4 | — | 1 | — | — | — | — |
| 31181 | Bread & bakery product mfg | (C) | (D) | (D) | 23 | 5 | 13 | 4 | — | 1 | — | — | — | — |
| 311812 | Commercial bakeries | 107 | 464 | 1 929 | 7 | 2 | 2 | 2 | — | 1 | — | — | — | — |
| 312 | Beverage & tobacco product mfg | (E) | (D) | (D) | 2 | — | 1 | — | — | — | — | 1 | — | — |
| 3121 | Beverage mfg | (E) | (D) | (D) | 2 | — | 1 | — | — | — | — | 1 | — | — |
| 31211 | Soft drink & ice mfg | (E) | (D) | (D) | 2 | — | 1 | — | — | — | — | 1 | — | — |
| 322 | Paper mfg | 212 | 1 858 | 7 411 | 6 | 1 | — | 2 | 2 | 1 | — | — | — | — |
| 3222 | Converted paper product mfg | 212 | 1 858 | 7 411 | 6 | 1 | — | 2 | 2 | 1 | — | — | — | — |
| 32221 | Paperboard container mfg | (C) | (D) | (D) | 5 | — | — | 2 | 2 | 1 | — | — | — | — |
| 323 | Printing & related support activities | 1 078 | 11 233 | 46 062 | 57 | 19 | 13 | 11 | 9 | 3 | 2 | — | — | — |
| 3231 | Printing & related support activities | 1 078 | 11 233 | 46 062 | 57 | 19 | 13 | 11 | 9 | 3 | 2 | — | — | — |
| 32311 | Printing | 1 034 | 10 791 | 44 180 | 53 | 17 | 13 | 10 | 8 | 3 | 2 | — | — | — |
| 323110 | Commercial lithographic printing | 361 | 4 685 | 17 606 | 20 | 2 | 7 | 4 | 5 | 2 | — | — | — | — |
| 323114 | Quick printing | 189 | 1 567 | 6 763 | 21 | 11 | 4 | 5 | — | 1 | — | — | — | — |
| 325 | Chemical mfg | 649 | 7 040 | 25 718 | 20 | 6 | 3 | 2 | 3 | 4 | 2 | — | — | — |
| 3254 | Pharmaceutical & medicine mfg | 302 | 2 667 | 12 363 | 10 | 4 | — | 1 | 2 | 2 | 1 | — | — | — |
| 32541 | Pharmaceutical & medicine mfg | 302 | 2 667 | 12 363 | 10 | 4 | — | 1 | 2 | 2 | 1 | — | — | — |
| 3256 | Soap, cleaners & toilet preparation mfg | (C) | (D) | (D) | 2 | — | — | — | 1 | — | 1 | — | — | — |
| 32562 | Toilet preparation mfg | (C) | (D) | (D) | 2 | — | — | — | 1 | — | 1 | — | — | — |
| 326 | Plastics & rubber products mfg | 1 369 | 11 558 | 47 813 | 26 | 4 | 2 | 7 | 7 | 1 | 4 | 1 | — | — |
| 3261 | Plastics product mfg | 1 078 | 8 954 | 37 405 | 16 | 4 | — | 3 | 4 | 1 | 3 | 1 | — | — |
| 32615 | Foam product (exc polystyrene) mfg | (C) | (D) | (D) | 1 | — | — | — | — | — | 1 | — | — | — |
| 32619 | Other plastics product mfg | 705 | 5 732 | 25 065 | 11 | 3 | — | 3 | 1 | 1 | 2 | 1 | — | — |
| 3262 | Rubber product mfg | 291 | 2 604 | 10 408 | 10 | — | 2 | 4 | 3 | — | 1 | — | — | — |
| 32629 | Other rubber product mfg | (E) | (D) | (D) | 9 | — | 2 | 4 | 2 | — | 1 | — | — | — |
| 327 | Nonmetallic mineral product mfg | 604 | 4 520 | 16 587 | 12 | 1 | 2 | 4 | 2 | 1 | 1 | 1 | — | — |
| 3271 | Clay product & refractory mfg | (F) | (D) | (D) | 9 | 1 | 1 | 3 | 2 | — | 1 | 1 | — | — |
| 32711 | Pottery, ceramics & plumbing fixture mfg | (F) | (D) | (D) | 7 | 1 | — | 2 | 2 | — | 1 | 1 | — | — |
| 332 | Fabricated metal product mfg | 703 | 8 106 | 31 196 | 40 | 11 | 9 | 9 | 9 | 1 | 1 | — | — | — |
| 3323 | Architectural & structural metals mfg | 192 | 2 013 | 8 657 | 13 | 3 | 3 | 4 | 3 | — | — | — | — | — |
| 33232 | Ornamental & architectural metal prod mfg | 103 | 983 | 4 393 | 10 | 3 | 3 | 3 | 1 | — | — | — | — | — |
| 3327 | Mach shops, turn prod, screw, nut, bolt mfg | 174 | 1 847 | 6 518 | 15 | 6 | 3 | 3 | 3 | — | — | — | — | — |
| 33271 | Machine shops | 130 | 1 229 | 4 540 | 12 | 6 | 2 | 1 | 3 | — | — | — | — | — |
| 332710 | Machine shops | 130 | 1 229 | 4 540 | 12 | 6 | 2 | 1 | 3 | — | — | — | — | — |
| 3328 | Coating, engrave, heat treating & oth activity | 166 | 1 388 | 6 334 | 5 | — | 2 | 1 | 1 | — | 1 | — | — | — |
| 33281 | Coating, engrave, heat treating & oth activity | 166 | 1 388 | 6 334 | 5 | — | 2 | 1 | 1 | — | 1 | — | — | — |
| 3329 | Other fabricated metal product mfg | 136 | 2 550 | 8 889 | 4 | 1 | — | 1 | 1 | 1 | — | — | — | — |
| 33299 | All other fabricated metal product mfg | 136 | 2 550 | 8 889 | 4 | 1 | — | 1 | 1 | 1 | — | — | — | — |
| 333 | Machinery mfg | 1 979 | 20 327 | 80 957 | 25 | 9 | 3 | 2 | 2 | 4 | 4 | — | 1 | — |
| 3332 | Industrial machinery mfg | (C) | (D) | (D) | 3 | 1 | — | — | 1 | 1 | — | — | — | — |
| 33329 | Other industrial machinery mfg | (C) | (D) | (D) | 3 | 1 | — | — | 1 | 1 | — | — | — | — |
| 3333 | Commercial & service industry machinery mfg | (C) | (D) | (D) | 3 | 1 | 1 | — | — | 1 | — | — | — | — |
| 33331 | Commercial & service industry machinery mfg | (C) | (D) | (D) | 3 | 1 | 1 | — | — | 1 | — | — | — | — |
| 3334 | HVAC & commercial refrigeration equipment mfg | (G) | (D) | (D) | 4 | 1 | — | — | — | — | 2 | — | 1 | — |
| 33341 | HVAC & commercial refrigeration equipment mfg | (G) | (D) | (D) | 4 | 1 | — | — | — | — | 2 | — | 1 | — |
| 3336 | Engine, turbine & power transmsn equip mfg | (C) | (D) | (D) | 1 | — | — | — | — | — | 1 | — | — | — |
| 33361 | Engine, turbine & power transmsn equip mfg | (C) | (D) | (D) | 1 | — | — | — | — | — | 1 | — | — | — |
| 3339 | Other general purpose machinery mfg | 244 | 2 571 | 10 518 | 4 | — | 1 | — | — | 2 | 1 | — | — | — |
| 33399 | All other general purpose machinery mfg | (C) | (D) | (D) | 2 | — | 1 | — | — | — | 1 | — | — | — |
| 334 | Computer & electronic product mfg | 1 930 | 19 458 | 57 664 | 34 | 12 | 5 | 6 | 5 | 3 | 2 | — | — | 1 |
| 3344 | Semiconductor & oth electronic component mfg | 1 550 | 14 195 | 39 821 | 12 | 1 | 2 | 2 | 3 | 2 | 1 | — | — | 1 |
| 33441 | Semiconductor & oth electronic component mfg | 1 550 | 14 195 | 39 821 | 12 | 1 | 2 | 2 | 3 | 2 | 1 | — | — | 1 |
| 334413 | Semiconductor & related device mfg | 1 405 | 12 433 | 32 891 | 5 | — | — | — | 2 | 1 | 1 | — | — | 1 |
| 3345 | Nav, measuring, medical, control instruments mfg | 318 | 4 591 | 15 183 | 13 | 6 | 2 | 2 | 1 | 1 | 1 | — | — | — |
| 33451 | Nav, measuring, medical, control instruments mfg | 318 | 4 591 | 15 183 | 13 | 6 | 2 | 2 | 1 | 1 | 1 | — | — | — |
| 334516 | Analytical laboratory instrument mfg | 196 | 3 098 | 9 490 | 4 | 1 | 1 | — | 1 | — | 1 | — | — | — |
| 335 | Electrical equip, appliance & component mfg | 194 | 1 772 | 7 265 | 13 | 4 | 1 | 4 | 4 | — | — | — | — | — |
| 3359 | Other electrical equipment & component mfg | (C) | (D) | (D) | 8 | 3 | — | 2 | 3 | — | — | — | — | — |
| 33599 | All oth electrical equipment & component mfg | 101 | 1 010 | 4 104 | 6 | 2 | — | 2 | 2 | — | — | — | — | — |
| 335999 | All oth misc electrical equip & component mfg | 101 | 1 010 | 4 104 | 6 | 2 | — | 2 | 2 | — | — | — | — | — |
| 336 | Transportation equipment mfg | (C) | (D) | (D) | 2 | — | — | 1 | — | — | 1 | — | — | — |
| 3363 | Motor vehicle parts mfg | (C) | (D) | (D) | 2 | — | — | 1 | — | — | 1 | — | — | — |
| 33632 | MV electrical & electronic equipment mfg | (C) | (D) | (D) | 1 | — | — | — | — | — | 1 | — | — | — |

See footnotes at end of table.

Table 6. Counties—Employees, Payroll, and Establishments by Industry: 2001—Con.

[Excludes most government employees, railroad employees, and self-employed persons. Size class 1 to 4 includes establishments with payroll, but no employees, during mid-March pay period. (D) denotes figures withheld to avoid disclosing data for individual companies; the data are included in broader industry totals. Detailed industries with 100 or more employees are shown if industry was not a (D). For explanation of terms, abbreviations, and data reliability/comparability, see introductory text]

| NAICS code | Industry | Number of employees for week including March 12 | Payroll (\$1,000) | | Total number of establishments | Number of establishments by employment-size class | | | | | | | | | |
|---------------------------------|---|---|-------------------|----------------|--------------------------------|---|------------|------------|------------|-----------|------------|------------|------------|---------------|--|
| | | | First quarter | Annual | | 1 to 4 | 5 to 9 | 10 to 19 | 20 to 49 | 50 to 99 | 100 to 249 | 250 to 499 | 500 to 999 | 1,000 or more | |
| MERCER—Con. | | | | | | | | | | | | | | | |
| 31-33 Manufacturing—Con. | | | | | | | | | | | | | | | |
| 339 | Miscellaneous mfg | 377 | 5 373 | 21 698 | 27 | 15 | 4 | 3 | 4 | — | 1 | — | — | — | |
| 3391 | Medical equipment & supplies mfg | 279 | 4 551 | 17 664 | 14 | 8 | 1 | 1 | 3 | — | 1 | — | — | — | |
| 33911 | Medical equipment & supplies mfg | 279 | 4 551 | 17 664 | 14 | 8 | 1 | 1 | 3 | — | 1 | — | — | — | |
| 42 | Wholesale trade | 8 826 | 125 059 | 514 459 | 438 | 222 | 84 | 57 | 43 | 15 | 9 | 5 | 3 | — | |
| 421 | Wholesale trade, durable goods | 4 186 | 52 301 | 214 708 | 274 | 136 | 56 | 41 | 25 | 8 | 6 | 1 | 1 | — | |
| 4211 | Motor vehicle, motor vehicle pt & supply whsle . | 195 | 1 646 | 6 857 | 24 | 10 | 8 | 4 | 2 | — | — | — | — | — | |
| 4212 | Furniture & home furnishing whsle | 338 | 4 902 | 19 435 | 15 | 6 | 6 | 1 | — | 1 | 1 | — | — | — | |
| 42122 | Home furnishing whsle | 317 | 4 762 | 18 644 | 9 | 3 | 3 | 1 | — | 1 | 1 | — | — | — | |
| 421220 | Home furnishing whsle | 317 | 4 762 | 18 644 | 9 | 3 | 3 | 1 | — | 1 | 1 | — | — | — | |
| 4213 | Lumber & other construction materials whsle ... | 166 | 1 774 | 7 645 | 15 | 6 | 2 | 3 | 4 | — | — | — | — | — | |
| 4214 | Professional & commercial equip & supp whsle . | 1 219 | 18 879 | 77 758 | 67 | 33 | 14 | 9 | 4 | 3 | 3 | 1 | — | — | |
| 42141 | Photographic equipment & supplies whsle ... | (C) | (D) | (D) | 1 | — | — | — | — | — | 1 | — | — | — | |
| 42142 | Office equipment whsle | 513 | 7 219 | 30 519 | 12 | 3 | 3 | 3 | — | 1 | 1 | 1 | — | — | |
| 421420 | Office equipment whsle | 513 | 7 219 | 30 519 | 12 | 3 | 3 | 3 | — | 1 | 1 | 1 | — | — | |
| 42143 | Computer & peripheral equip & software whsle | 358 | 6 126 | 22 429 | 30 | 16 | 7 | 3 | 2 | 1 | 1 | — | — | — | |
| 421430 | Computer & peripheral equip & software whsle | 358 | 6 126 | 22 429 | 30 | 16 | 7 | 3 | 2 | 1 | 1 | — | — | — | |
| 4215 | Metal & mineral (except petroleum) whsle | 293 | 3 583 | 13 544 | 12 | 4 | 1 | 3 | 2 | 1 | 1 | — | — | — | |
| 42151 | Metal service centers & offices whsle | (C) | (D) | (D) | 10 | 4 | 1 | 2 | 1 | 1 | 1 | — | — | — | |
| 4216 | Electrical goods whsle | 880 | 10 222 | 41 265 | 44 | 28 | 5 | 7 | 3 | — | — | — | 1 | — | |
| 42161 | Elec equip, wiring supp, const material whsle . | (C) | (D) | (D) | 18 | 12 | 1 | 4 | 1 | — | — | — | — | — | |
| 42162 | Electric appliance, TV, radio set whsle | (F) | (D) | (D) | 3 | 2 | — | — | — | — | — | — | 1 | — | |
| 42169 | Other electronic parts & equipment whsle | 147 | 2 098 | 9 177 | 23 | 14 | 4 | 3 | 2 | — | — | — | — | — | |
| 421690 | Other electronic parts & equipment whsle | 147 | 2 098 | 9 177 | 23 | 14 | 4 | 3 | 2 | — | — | — | — | — | |
| 4217 | Hardware, plumb & heating equip & sup whsle .. | 176 | 1 640 | 7 463 | 24 | 10 | 8 | 3 | 3 | — | — | — | — | — | |
| 4218 | Machinery, equipment & supplies whsle | 411 | 4 817 | 20 412 | 41 | 18 | 10 | 7 | 4 | 2 | — | — | — | — | |
| 42183 | Industrial machinery & equipment whsle | 212 | 2 626 | 11 425 | 14 | 2 | 5 | 4 | 2 | 1 | — | — | — | — | |
| 421830 | Industrial machinery & equipment whsle ... | 212 | 2 626 | 11 425 | 14 | 2 | 5 | 4 | 2 | 1 | — | — | — | — | |
| 4219 | Miscellaneous durable goods whsle | 508 | 4 838 | 20 329 | 32 | 21 | 2 | 4 | 3 | 1 | 1 | — | — | — | |
| 42193 | Recyclable material whsle | (C) | (D) | (D) | 6 | 4 | — | 1 | — | — | 1 | — | — | — | |
| 42199 | Other miscellaneous durable goods whsle ... | 221 | 1 709 | 7 957 | 10 | 4 | 1 | 1 | 3 | 1 | — | — | — | — | |
| 421990 | Other miscellaneous durable goods whsle ... | 221 | 1 709 | 7 957 | 10 | 4 | 1 | 1 | 3 | 1 | — | — | — | — | |
| 422 | Wholesale trade, nondurable goods | 4 640 | 72 758 | 299 751 | 164 | 86 | 28 | 16 | 18 | 7 | 3 | 4 | 2 | — | |
| 4221 | Paper & paper product whsle | 177 | 2 148 | 9 694 | 16 | 8 | 3 | 2 | 2 | 1 | — | — | — | — | |
| 4222 | Drugs & druggists' sundries whsle | 2 677 | 50 478 | 208 749 | 15 | 3 | 3 | 1 | 1 | 1 | 1 | 3 | 2 | — | |
| 42221 | Drugs & druggists' sundries whsle | 2 677 | 50 478 | 208 749 | 15 | 3 | 3 | 1 | 1 | 1 | 1 | 3 | 2 | — | |
| 422210 | Drugs & druggists' sundries whsle | 2 677 | 50 478 | 208 749 | 15 | 3 | 3 | 1 | 1 | 1 | 1 | 3 | 2 | — | |
| 4223 | Apparel, piece goods & notions whsle | 202 | 2 614 | 12 181 | 17 | 9 | 3 | 2 | 2 | 1 | — | — | — | — | |
| 42233 | Women's, children's, infants' clothing whsle ... | 110 | 952 | 5 047 | 7 | 3 | 1 | 1 | 2 | — | — | — | — | — | |
| 422330 | Women's, children's, infants' clothing whsle | 110 | 952 | 5 047 | 7 | 3 | 1 | 1 | 2 | — | — | — | — | — | |
| 4224 | Grocery & related product whsle | (E) | (D) | (D) | 34 | 21 | 4 | 4 | 5 | — | — | — | — | — | |
| 4226 | Chemical & allied products whsle | 439 | 5 887 | 20 758 | 20 | 10 | 5 | 2 | 2 | — | — | 1 | — | — | |
| 42261 | Plastics materials & basic forms, shapes whsle | (E) | (D) | (D) | 4 | 2 | 1 | — | — | — | — | 1 | — | — | |
| 42269 | Other chemical & allied products whsle | (C) | (D) | (D) | 16 | 8 | 4 | 2 | 2 | — | — | — | — | — | |
| 4228 | Beer, wine, distilled alcoholic beverage whsle .. | 304 | 4 001 | 17 089 | 5 | 1 | — | 1 | — | 2 | 1 | — | — | — | |
| 42281 | Beer & ale whsle | (C) | (D) | (D) | 3 | — | — | 1 | — | 2 | — | — | — | — | |
| 42282 | Wine & distilled alcoholic beverage whsle | (C) | (D) | (D) | 2 | 1 | — | — | — | — | 1 | — | — | — | |
| 4229 | Miscellaneous nondurable goods whsle | 564 | 5 388 | 21 555 | 51 | 30 | 9 | 3 | 6 | 2 | 1 | — | — | — | |
| 42292 | Book, periodical & newspaper whsle | 112 | 939 | 3 725 | 6 | 4 | — | — | 1 | 1 | — | — | — | — | |
| 422920 | Book, periodical & newspaper whsle | 112 | 939 | 3 725 | 6 | 4 | — | — | 1 | 1 | — | — | — | — | |
| 42293 | Flower, nursery stock, florists' supplies whsle . | 152 | 1 191 | 4 984 | 11 | 6 | 3 | — | 1 | — | 1 | — | — | — | |
| 422930 | Flower, nursery stock, florists' supplies whsle | 152 | 1 191 | 4 984 | 11 | 6 | 3 | — | 1 | — | 1 | — | — | — | |
| 42299 | Other miscellaneous nondurable goods whsle | 169 | 1 869 | 9 256 | 25 | 18 | 3 | — | 4 | — | — | — | — | — | |
| 422990 | Other miscellaneous nondurable goods whsle | 169 | 1 869 | 9 256 | 25 | 18 | 3 | — | 4 | — | — | — | — | — | |
| 44-45 | Retail trade | 19 822 | 100 867 | 434 187 | 1 391 | 603 | 327 | 253 | 128 | 50 | 23 | 6 | 1 | — | |
| 441 | Motor vehicle & parts dealers | 2 126 | 19 241 | 90 486 | 114 | 39 | 24 | 17 | 19 | 15 | — | — | — | — | |
| 4411 | Automobile dealers | 1 537 | 15 488 | 73 807 | 52 | 17 | 5 | 4 | 12 | 14 | — | — | — | — | |
| 44111 | New car dealers | 1 464 | 15 036 | 71 928 | 35 | 6 | 1 | 3 | 11 | 14 | — | — | — | — | |
| 441110 | New car dealers | 1 464 | 15 036 | 71 928 | 35 | 6 | 1 | 3 | 11 | 14 | — | — | — | — | |
| 4413 | Automotive parts, accessories & tire stores | 542 | 3 373 | 14 454 | 54 | 18 | 16 | 13 | 6 | 1 | — | — | — | — | |
| 44131 | Automotive parts, accessories & tire stores | 368 | 2 112 | 9 242 | 35 | 16 | 5 | 8 | 5 | 1 | — | — | — | — | |
| 441310 | Automotive parts, accessories & tire stores | 368 | 2 112 | 9 242 | 35 | 16 | 5 | 8 | 5 | 1 | — | — | — | — | |
| 44132 | Tire dealers | 174 | 1 261 | 5 212 | 19 | 2 | 11 | 5 | 1 | — | — | — | — | — | |
| 441320 | Tire dealers | 174 | 1 261 | 5 212 | 19 | 2 | 11 | 5 | 1 | — | — | — | — | — | |
| 442 | Furniture & home furnishing stores | 917 | 5 139 | 22 683 | 96 | 46 | 12 | 27 | 9 | 2 | — | — | — | — | |
| 4421 | Furniture stores | 329 | 2 463 | 10 893 | 38 | 20 | 4 | 10 | 3 | 1 | — | — | — | — | |
| 44211 | Furniture stores | 329 | 2 463 | 10 893 | 38 | 20 | 4 | 10 | 3 | 1 | — | — | — | — | |
| 442110 | Furniture stores | 329 | 2 463 | 10 893 | 38 | 20 | 4 | 10 | 3 | 1 | — | — | — | — | |
| 4422 | Home furnishings stores | 588 | 2 676 | 11 790 | 58 | 26 | 8 | 17 | 6 | 1 | — | — | — | — | |
| 44221 | Floor covering stores | 147 | 1 067 | 4 916 | 21 | 14 | 1 | 4 | 2 | — | — | — | — | — | |
| 442210 | Floor covering stores | 147 | 1 067 | 4 916 | 21 | 14 | 1 | 4 | 2 | — | — | — | — | — | |
| 44229 | Other home furnishings stores | 441 | 1 609 | 6 874 | 37 | 12 | 7 | 13 | 4 | 1 | — | — | — | — | |
| 442299 | All other home furnishings stores | 408 | 1 434 | 6 127 | 33 | 10 | 7 | 11 | 4 | 1 | — | — | — | — | |

See footnotes at end of table.

Table 6. Counties—Employees, Payroll, and Establishments by Industry: 2001—Con.

[Excludes most government employees, railroad employees, and self-employed persons. Size class 1 to 4 includes establishments with payroll, but no employees, during mid-March pay period. (D) denotes figures withheld to avoid disclosing data for individual companies; the data are included in broader industry totals. Detailed industries with 100 or more employees are shown if industry was not a (D). For explanation of terms, abbreviations, and data reliability/comparability, see introductory text]

| NAICS code | Industry | Number of employees for week including March 12 | Payroll (\$1,000) | | Total number of establishments | Number of establishments by employment-size class | | | | | | | | | | | | | | | | | | | | | |
|--------------------------------|--|---|-------------------|--------|--------------------------------|---|--------|----------|----------|----------|------------|------------|------------|---------------|---|---|--|--|--|--|--|--|--|--|--|--|--|
| | | | First quarter | Annual | | 1 to 4 | 5 to 9 | 10 to 19 | 20 to 49 | 50 to 99 | 100 to 249 | 250 to 499 | 500 to 999 | 1,000 or more | | | | | | | | | | | | | |
| MERCER—Con. | | | | | | | | | | | | | | | | | | | | | | | | | | | |
| 44-45 Retail trade—Con. | | | | | | | | | | | | | | | | | | | | | | | | | | | |
| 443 | Electronics & appliance stores | 694 | 4 598 | 17 050 | 62 | 27 | 20 | 8 | 5 | 1 | 1 | — | — | — | — | — | | | | | | | | | | | |
| 4431 | Electronics & appliance stores | 694 | 4 598 | 17 050 | 62 | 27 | 20 | 8 | 5 | 1 | 1 | — | — | — | — | — | | | | | | | | | | | |
| 44311 | Appliance, TV & all other electronics stores .. | 523 | 3 164 | 11 690 | 44 | 22 | 13 | 4 | 3 | 1 | 1 | — | — | — | — | — | | | | | | | | | | | |
| 443111 | Household appliance stores | 132 | 1 046 | 4 031 | 13 | 4 | 7 | — | 2 | — | — | — | — | — | — | — | | | | | | | | | | | |
| 443112 | Radio, television & other electronics stores .. | 391 | 2 118 | 7 659 | 31 | 18 | 6 | 4 | 1 | 1 | 1 | — | — | — | — | — | | | | | | | | | | | |
| 44312 | Computer & software stores | (C) | (D) | (D) | 15 | 5 | 6 | 2 | 2 | — | — | — | — | — | — | — | | | | | | | | | | | |
| 444 | Bldg material & garden equip & supp dealers | 1 295 | 8 284 | 39 509 | 92 | 46 | 20 | 15 | 7 | 2 | 1 | 1 | — | — | — | — | | | | | | | | | | | |
| 4441 | Building material & supplies dealers | 1 120 | 7 612 | 35 433 | 66 | 30 | 17 | 11 | 4 | 2 | 1 | 1 | — | — | — | — | | | | | | | | | | | |
| 44411 | Home centers | (F) | (D) | (D) | 2 | — | — | — | — | — | 1 | 1 | — | — | — | — | | | | | | | | | | | |
| 44419 | Other building material dealers | 453 | 4 363 | 19 036 | 39 | 14 | 13 | 7 | 3 | 2 | — | — | — | — | — | — | | | | | | | | | | | |
| 444190 | Other building material dealers | 453 | 4 363 | 19 036 | 39 | 14 | 13 | 7 | 3 | 2 | — | — | — | — | — | — | | | | | | | | | | | |
| 4442 | Lawn & garden equip & supplies stores | 175 | 672 | 4 076 | 26 | 16 | 3 | 4 | 3 | — | — | — | — | — | — | — | | | | | | | | | | | |
| 44422 | Nursery & garden centers | 159 | 542 | 3 457 | 21 | 12 | 2 | 4 | 3 | — | — | — | — | — | — | — | | | | | | | | | | | |
| 444220 | Nursery & garden centers | 159 | 542 | 3 457 | 21 | 12 | 2 | 4 | 3 | — | — | — | — | — | — | — | | | | | | | | | | | |
| 445 | Food & beverage stores | 5 021 | 22 022 | 90 285 | 249 | 130 | 49 | 31 | 14 | 7 | 16 | 1 | 1 | — | — | — | | | | | | | | | | | |
| 4451 | Grocery stores | 4 415 | 19 472 | 80 366 | 145 | 69 | 22 | 18 | 13 | 5 | 16 | 1 | 1 | — | — | — | | | | | | | | | | | |
| 44511 | Grocery (except convenience) stores | 3 990 | 17 935 | 74 308 | 98 | 46 | 16 | 6 | 7 | 5 | 16 | 1 | 1 | — | — | — | | | | | | | | | | | |
| 445110 | Grocery (except convenience) stores | 3 990 | 17 935 | 74 308 | 98 | 46 | 16 | 6 | 7 | 5 | 16 | 1 | 1 | — | — | — | | | | | | | | | | | |
| 44512 | Convenience stores | 425 | 1 537 | 6 058 | 47 | 23 | 6 | 12 | 6 | — | — | — | — | — | — | — | | | | | | | | | | | |
| 445120 | Convenience stores | 425 | 1 537 | 6 058 | 47 | 23 | 6 | 12 | 6 | — | — | — | — | — | — | — | | | | | | | | | | | |
| 4452 | Specialty food stores | 230 | 759 | 3 565 | 43 | 26 | 12 | 4 | — | 1 | — | — | — | — | — | — | | | | | | | | | | | |
| 44529 | Other specialty food stores | 169 | 494 | 2 395 | 24 | 11 | 9 | 3 | — | 1 | — | — | — | — | — | — | | | | | | | | | | | |
| 445291 | Baked goods stores | 104 | 280 | 1 299 | 9 | 4 | 1 | 3 | — | 1 | — | — | — | — | — | — | | | | | | | | | | | |
| 4453 | Beer, wine & liquor stores | 376 | 1 791 | 6 354 | 61 | 35 | 15 | 9 | 1 | 1 | — | — | — | — | — | — | | | | | | | | | | | |
| 44531 | Beer, wine & liquor stores | 376 | 1 791 | 6 354 | 61 | 35 | 15 | 9 | 1 | 1 | — | — | — | — | — | — | | | | | | | | | | | |
| 445310 | Beer, wine & liquor stores | 376 | 1 791 | 6 354 | 61 | 35 | 15 | 9 | 1 | 1 | — | — | — | — | — | — | | | | | | | | | | | |
| 446 | Health & personal care stores | 1 429 | 7 131 | 31 087 | 109 | 29 | 25 | 29 | 23 | 3 | — | — | — | — | — | — | | | | | | | | | | | |
| 4461 | Health & personal care stores | 1 429 | 7 131 | 31 087 | 109 | 29 | 25 | 29 | 23 | 3 | — | — | — | — | — | — | | | | | | | | | | | |
| 44611 | Pharmacies & drug stores | 1 009 | 5 226 | 22 964 | 56 | 6 | 6 | 21 | 22 | 1 | — | — | — | — | — | — | | | | | | | | | | | |
| 446110 | Pharmacies & drug stores | 1 009 | 5 226 | 22 964 | 56 | 6 | 6 | 21 | 22 | 1 | — | — | — | — | — | — | | | | | | | | | | | |
| 44612 | Cosmetics, beauty supplies & perfume stores | 124 | 313 | 1 308 | 15 | 6 | 7 | 1 | — | 1 | — | — | — | — | — | — | | | | | | | | | | | |
| 446120 | Cosmetics, beauty supplies & perfume stores | 124 | 313 | 1 308 | 15 | 6 | 7 | 1 | — | 1 | — | — | — | — | — | — | | | | | | | | | | | |
| 44613 | Optical goods stores | 111 | 688 | 2 709 | 15 | 5 | 7 | 2 | 1 | — | — | — | — | — | — | — | | | | | | | | | | | |
| 446130 | Optical goods stores | 111 | 688 | 2 709 | 15 | 5 | 7 | 2 | 1 | — | — | — | — | — | — | — | | | | | | | | | | | |
| 44619 | Other health & personal care stores | 185 | 904 | 4 106 | 23 | 12 | 5 | 5 | — | 1 | — | — | — | — | — | — | | | | | | | | | | | |
| 446191 | Food (health) supplement stores | 128 | 401 | 1 718 | 13 | 6 | 4 | 2 | — | 1 | — | — | — | — | — | — | | | | | | | | | | | |
| 447 | Gasoline stations | 739 | 3 375 | 13 766 | 110 | 52 | 38 | 14 | 5 | 1 | — | — | — | — | — | — | | | | | | | | | | | |
| 4471 | Gasoline stations | 739 | 3 375 | 13 766 | 110 | 52 | 38 | 14 | 5 | 1 | — | — | — | — | — | — | | | | | | | | | | | |
| 44711 | Gasoline stations with convenience stores .. | 296 | 1 203 | 4 524 | 24 | 9 | 7 | 3 | 4 | 1 | — | — | — | — | — | — | | | | | | | | | | | |
| 447110 | Gasoline stations with convenience stores .. | 296 | 1 203 | 4 524 | 24 | 9 | 7 | 3 | 4 | 1 | — | — | — | — | — | — | | | | | | | | | | | |
| 44719 | Other gasoline stations | 443 | 2 172 | 9 242 | 86 | 43 | 31 | 11 | 1 | — | — | — | — | — | — | — | | | | | | | | | | | |
| 447190 | Other gasoline stations | 443 | 2 172 | 9 242 | 86 | 43 | 31 | 11 | 1 | — | — | — | — | — | — | — | | | | | | | | | | | |
| 448 | Clothing & clothing accessories stores | 2 393 | 8 955 | 37 214 | 245 | 96 | 76 | 51 | 15 | 7 | — | — | — | — | — | — | | | | | | | | | | | |
| 4481 | Clothing stores | 1 759 | 5 536 | 22 838 | 150 | 50 | 40 | 40 | 15 | 5 | — | — | — | — | — | — | | | | | | | | | | | |
| 44811 | Men's clothing stores | 117 | 476 | 2 101 | 18 | 7 | 7 | 3 | 1 | — | — | — | — | — | — | — | | | | | | | | | | | |
| 448110 | Men's clothing stores | 117 | 476 | 2 101 | 18 | 7 | 7 | 3 | 1 | — | — | — | — | — | — | — | | | | | | | | | | | |
| 44812 | Women's clothing stores | 608 | 1 623 | 6 738 | 63 | 22 | 15 | 22 | 3 | 1 | — | — | — | — | — | — | | | | | | | | | | | |
| 448120 | Women's clothing stores | 608 | 1 623 | 6 738 | 63 | 22 | 15 | 22 | 3 | 1 | — | — | — | — | — | — | | | | | | | | | | | |
| 44813 | Children's & infants' clothing stores | 171 | 483 | 1 885 | 16 | 2 | 6 | 7 | 1 | — | — | — | — | — | — | — | | | | | | | | | | | |
| 448130 | Children's & infants' clothing stores | 171 | 483 | 1 885 | 16 | 2 | 6 | 7 | 1 | — | — | — | — | — | — | — | | | | | | | | | | | |
| 44814 | Family clothing stores | 679 | 2 337 | 9 513 | 28 | 6 | 7 | 4 | 7 | 4 | — | — | — | — | — | — | | | | | | | | | | | |
| 448140 | Family clothing stores | 679 | 2 337 | 9 513 | 28 | 6 | 7 | 4 | 7 | 4 | — | — | — | — | — | — | | | | | | | | | | | |
| 44819 | Other clothing stores | 136 | 469 | 2 023 | 16 | 8 | 2 | 4 | 2 | — | — | — | — | — | — | — | | | | | | | | | | | |
| 448190 | Other clothing stores | 136 | 469 | 2 023 | 16 | 8 | 2 | 4 | 2 | — | — | — | — | — | — | — | | | | | | | | | | | |
| 4482 | Shoe stores | 351 | 1 335 | 6 107 | 47 | 20 | 21 | 5 | — | 1 | — | — | — | — | — | — | | | | | | | | | | | |
| 44821 | Shoe stores | 351 | 1 335 | 6 107 | 47 | 20 | 21 | 5 | — | 1 | — | — | — | — | — | — | | | | | | | | | | | |
| 448210 | Shoe stores | 351 | 1 335 | 6 107 | 47 | 20 | 21 | 5 | — | 1 | — | — | — | — | — | — | | | | | | | | | | | |
| 4483 | Jewelry, luggage & leather goods stores | 283 | 2 084 | 8 269 | 48 | 26 | 15 | 6 | — | 1 | — | — | — | — | — | — | | | | | | | | | | | |
| 44831 | Jewelry stores | (E) | (D) | (D) | 46 | 25 | 14 | 6 | — | 1 | — | — | — | — | — | — | | | | | | | | | | | |
| 451 | Sporting goods, hobby, book & music stores | 1 308 | 5 101 | 20 004 | 89 | 35 | 12 | 23 | 13 | 6 | — | — | — | — | — | — | | | | | | | | | | | |
| 4511 | Sporting goods, hobby, musical instrument stores | 814 | 3 098 | 12 354 | 53 | 22 | 4 | 14 | 9 | 4 | — | — | — | — | — | — | | | | | | | | | | | |
| 45111 | Sporting goods stores | 355 | 1 651 | 6 365 | 28 | 17 | 1 | 5 | 3 | 2 | — | — | — | — | — | — | | | | | | | | | | | |
| 451110 | Sporting goods stores | 355 | 1 651 | 6 365 | 28 | 17 | 1 | 5 | 3 | 2 | — | — | — | — | — | — | | | | | | | | | | | |
| 45112 | Hobby, toy & game stores | 327 | 1 028 | 4 221 | 14 | 1 | 2 | 5 | 4 | 2 | — | — | — | — | — | — | | | | | | | | | | | |
| 451120 | Hobby, toy & game stores | 327 | 1 028 | 4 221 | 14 | 1 | 2 | 5 | 4 | 2 | — | — | — | — | — | — | | | | | | | | | | | |
| 4512 | Book, periodical & music stores | 494 | 2 003 | 7 650 | 36 | 13 | 8 | 9 | 4 | 2 | — | — | — | — | — | — | | | | | | | | | | | |
| 45121 | Book stores & news dealers | 364 | 1 346 | 5 158 | 24 | 11 | 5 | 4 | 2 | 2 | — | — | — | — | — | — | | | | | | | | | | | |
| 451211 | Book stores | 344 | 1 280 | 4 897 | 18 | 8 | 2 | 4 | 2 | 2 | — | — | — | — | — | — | | | | | | | | | | | |
| 45122 | Prerecorded tape, CD & record stores | 130 | 657 | 2 492 | 12 | 2 | 3 | 5 | 2 | — | — | — | — | — | — | — | | | | | | | | | | | |
| 451220 | Prerecorded tape, CD & record stores | 130 | 657 | 2 492 | 12 | 2 | 3 | 5 | 2 | — | — | — | — | — | — | — | | | | | | | | | | | |
| 452 | General merchandise stores | 2 372 | 9 478 | 41 504 | 32 | 7 | 5 | 6 | 2 | 3 | 5 | 4 | — | — | — | — | | | | | | | | | | | |
| 4521 | Department stores | 1 833 | 7 268 | 30 813 | 10 | 1 | — | — | — | 2 | 3 | 4 | — | — | — | — | | | | | | | | | | | |
| 45211 | Department stores | 1 833 | 7 268 | 30 813 | 10 | 1 | — | — | — | 2 | 3 | 4 | — | — | — | — | | | | | | | | | | | |
| 452110 | Department stores | 1 833 | 7 268 | 30 813 | 10 | 1 | — | — | — | 2 | 3 | 4 | — | — | — | — | | | | | | | | | | | |
| 4529 | Other general merchandise stores | 539 | 2 210 | 10 691 | 22 | 6 | 5 | 6 | 2 | 1 | 2 | — | — | — | — | — | | | | | | | | | | | |
| 45291 | Warehouse clubs & superstores | (C) | (D) | (D) | 1 | — | — | — | — | — | 1 | — | — | — | — | — | | | | | | | | | | | |
| 45299 | All other general merchandise stores | (E) | (D) | (D) | 21 | 6 | 5 | 6 | 2 | 1 | 1 | — | — | — | — | — | | | | | | | | | | | |

See footnotes at end of table.

Table 6. Counties—Employees, Payroll, and Establishments by Industry: 2001—Con.

[Excludes most government employees, railroad employees, and self-employed persons. Size class 1 to 4 includes establishments with payroll, but no employees, during mid-March pay period. (D) denotes figures withheld to avoid disclosing data for individual companies; the data are included in broader industry totals. Detailed industries with 100 or more employees are shown if industry was not a (D). For explanation of terms, abbreviations, and data reliability/comparability, see introductory text]

| NAICS code | Industry | Number of employees for week including March 12 | Payroll (\$1,000) | | Total number of establishments | Number of establishments by employment-size class | | | | | | | | | |
|--------------------------------|--|---|-------------------|----------------|--------------------------------|---|-----------|-----------|-----------|-----------|------------|------------|------------|---------------|--|
| | | | First quarter | Annual | | 1 to 4 | 5 to 9 | 10 to 19 | 20 to 49 | 50 to 99 | 100 to 249 | 250 to 499 | 500 to 999 | 1,000 or more | |
| MERCER—Con. | | | | | | | | | | | | | | | |
| 44-45 Retail trade—Con. | | | | | | | | | | | | | | | |
| 453 | Miscellaneous store retailers | 1 073 | 3 539 | 15 187 | 137 | 67 | 32 | 23 | 14 | 1 | — | — | — | — | |
| 4531 | Florists | 175 | 624 | 2 496 | 35 | 22 | 9 | 3 | 1 | — | — | — | — | — | |
| 45311 | Florists | 175 | 624 | 2 496 | 35 | 22 | 9 | 3 | 1 | — | — | — | — | — | |
| 453110 | Florists | 175 | 624 | 2 496 | 35 | 22 | 9 | 3 | 1 | — | — | — | — | — | |
| 4532 | Office supplies, stationery & gift stores | 529 | 1 695 | 7 172 | 51 | 13 | 17 | 11 | 10 | — | — | — | — | — | |
| 45321 | Office supplies & stationery stores | 164 | 726 | 2 886 | 11 | 2 | 4 | — | 5 | — | — | — | — | — | |
| 453210 | Office supplies & stationery stores | 164 | 726 | 2 886 | 11 | 2 | 4 | — | 5 | — | — | — | — | — | |
| 45322 | Gift, novelty & souvenir stores | 365 | 969 | 4 286 | 40 | 11 | 13 | 11 | 5 | — | — | — | — | — | |
| 453220 | Gift, novelty & souvenir stores | 365 | 969 | 4 286 | 40 | 11 | 13 | 11 | 5 | — | — | — | — | — | |
| 4533 | Used merchandise stores | 161 | 515 | 2 579 | 14 | 7 | 1 | 5 | — | 1 | — | — | — | — | |
| 45331 | Used merchandise stores | 161 | 515 | 2 579 | 14 | 7 | 1 | 5 | — | 1 | — | — | — | — | |
| 453310 | Used merchandise stores | 161 | 515 | 2 579 | 14 | 7 | 1 | 5 | — | 1 | — | — | — | — | |
| 4539 | Other miscellaneous store retailers | 208 | 705 | 2 940 | 37 | 25 | 5 | 4 | 3 | — | — | — | — | — | |
| 45399 | All other miscellaneous store retailers | 102 | 399 | 1 496 | 17 | 11 | 2 | 2 | 2 | — | — | — | — | — | |
| 454 | Nonstore retailers | 455 | 4 004 | 15 412 | 56 | 29 | 14 | 9 | 2 | 2 | — | — | — | — | |
| 4543 | Direct selling establishments | 370 | 3 351 | 12 863 | 34 | 15 | 7 | 8 | 2 | 2 | — | — | — | — | |
| 45431 | Fuel dealers | 191 | 2 085 | 7 846 | 18 | 7 | 6 | 3 | 1 | 1 | — | — | — | — | |
| 45439 | Other direct selling establishments | 179 | 1 266 | 5 017 | 16 | 8 | 1 | 5 | 1 | 1 | — | — | — | — | |
| 454390 | Other direct selling establishments | 179 | 1 266 | 5 017 | 16 | 8 | 1 | 5 | 1 | 1 | — | — | — | — | |
| 48-49 | Transportation & warehousing | 3 462 | 24 264 | 98 945 | 151 | 81 | 18 | 14 | 19 | 10 | 7 | 2 | — | — | |
| 484 | Truck transportation | 740 | 6 729 | 27 930 | 62 | 38 | 8 | 6 | 6 | 3 | 1 | — | — | — | |
| 4841 | General freight trucking | 452 | 4 691 | 19 255 | 32 | 19 | 5 | 2 | 3 | 2 | 1 | — | — | — | |
| 48411 | General freight trucking, local | 119 | 1 098 | 4 710 | 20 | 15 | 3 | 1 | — | 1 | — | — | — | — | |
| 484110 | General freight trucking, local | 119 | 1 098 | 4 710 | 20 | 15 | 3 | 1 | — | 1 | — | — | — | — | |
| 48412 | General freight trucking, long-distance | 333 | 3 593 | 14 545 | 12 | 4 | 2 | 1 | 3 | 1 | 1 | — | — | — | |
| 484121 | General freight trucking, long-distance, TL | 100 | 937 | 3 983 | 6 | 4 | 1 | — | — | 1 | — | — | — | — | |
| 484122 | General freight trucking, long-distance, LTL | 233 | 2 656 | 10 562 | 6 | — | 1 | 1 | 3 | — | 1 | — | — | — | |
| 4842 | Specialized freight trucking | 288 | 2 038 | 8 675 | 30 | 19 | 3 | 4 | 3 | 1 | — | — | — | — | |
| 48421 | Used household & office goods moving | 180 | 1 211 | 5 393 | 10 | 4 | 1 | 2 | 2 | 1 | — | — | — | — | |
| 484210 | Used household & office goods moving | 180 | 1 211 | 5 393 | 10 | 4 | 1 | 2 | 2 | 1 | — | — | — | — | |
| 485 | Transit & ground passenger transportation | 1 960 | 10 401 | 42 667 | 34 | 9 | — | 6 | 8 | 5 | 4 | 2 | — | — | |
| 4851 | Urban transit systems | (E) | (D) | (D) | 2 | — | — | — | — | — | 2 | — | — | — | |
| 48511 | Urban transit systems | (E) | (D) | (D) | 2 | — | — | — | — | — | 2 | — | — | — | |
| 4853 | Taxi & limousine service | 537 | 3 008 | 11 675 | 10 | 4 | — | 2 | 2 | 1 | — | 1 | — | — | |
| 48532 | Limousine service | 532 | 2 997 | 11 622 | 7 | 1 | — | 2 | 2 | 1 | — | 1 | — | — | |
| 485320 | Limousine service | 532 | 2 997 | 11 622 | 7 | 1 | — | 2 | 2 | 1 | — | 1 | — | — | |
| 4854 | School & employee bus transportation | 805 | 3 088 | 11 981 | 10 | 2 | — | 1 | 2 | 3 | 1 | 1 | — | — | |
| 48541 | School & employee bus transportation | 805 | 3 088 | 11 981 | 10 | 2 | — | 1 | 2 | 3 | 1 | 1 | — | — | |
| 485410 | School & employee bus transportation | 805 | 3 088 | 11 981 | 10 | 2 | — | 1 | 2 | 3 | 1 | 1 | — | — | |
| 4855 | Charter bus industry | 162 | 1 083 | 5 073 | 3 | — | — | 1 | 1 | — | 1 | — | — | — | |
| 48551 | Charter bus industry | 162 | 1 083 | 5 073 | 3 | — | — | 1 | 1 | — | 1 | — | — | — | |
| 485510 | Charter bus industry | 162 | 1 083 | 5 073 | 3 | — | — | 1 | 1 | — | 1 | — | — | — | |
| 4859 | Oth transit & ground passenger transportation .. | (C) | (D) | (D) | 8 | 2 | — | 2 | 3 | 1 | — | — | — | — | |
| 48599 | Oth transit & ground passenger transportation .. | (C) | (D) | (D) | 8 | 2 | — | 2 | 3 | 1 | — | — | — | — | |
| 488 | Transportation support activities | 124 | 1 229 | 5 000 | 23 | 17 | 4 | 1 | 1 | — | — | — | — | — | |
| 492 | Couriers & messengers | 443 | 3 492 | 13 675 | 16 | 9 | 2 | 1 | 1 | 1 | 2 | — | — | — | |
| 4921 | Couriers | 434 | 3 432 | 13 361 | 12 | 6 | 1 | 1 | 1 | 1 | 2 | — | — | — | |
| 49211 | Couriers | 434 | 3 432 | 13 361 | 12 | 6 | 1 | 1 | 1 | 1 | 2 | — | — | — | |
| 492110 | Couriers | 434 | 3 432 | 13 361 | 12 | 6 | 1 | 1 | 1 | 1 | 2 | — | — | — | |
| 493 | Warehousing & storage | 126 | 1 293 | 5 065 | 8 | 3 | 3 | — | 1 | 1 | — | — | — | — | |
| 4931 | Warehousing & storage | 126 | 1 293 | 5 065 | 8 | 3 | 3 | — | 1 | 1 | — | — | — | — | |
| 49311 | General warehousing & storage | (C) | (D) | (D) | 7 | 3 | 2 | — | 1 | 1 | — | — | — | — | |
| 51 | Information | 8 526 | 124 801 | 470 054 | 215 | 101 | 25 | 32 | 20 | 13 | 18 | 3 | 2 | 1 | |
| 511 | Publishing industries | 4 728 | 62 641 | 232 507 | 80 | 31 | 11 | 14 | 9 | 2 | 9 | 2 | 1 | 1 | |
| 5111 | Newspaper, periodical, book, database publishers | 3 845 | 46 653 | 181 990 | 55 | 21 | 7 | 10 | 6 | 2 | 6 | 1 | 1 | 1 | |
| 51111 | Newspaper publishers | 1 271 | 10 606 | 42 213 | 13 | 5 | — | 2 | 2 | 1 | 2 | — | 1 | — | |
| 511110 | Newspaper publishers | 1 271 | 10 606 | 42 213 | 13 | 5 | — | 2 | 2 | 1 | 2 | — | 1 | — | |
| 51112 | Periodical publishers | 1 396 | 20 327 | 78 793 | 18 | 9 | 2 | 3 | 2 | 1 | — | — | — | 1 | |
| 511120 | Periodical publishers | 1 396 | 20 327 | 78 793 | 18 | 9 | 2 | 3 | 2 | 1 | — | — | — | 1 | |
| 51113 | Book publishers | 148 | 1 329 | 7 529 | 9 | 4 | 2 | 2 | — | — | 1 | — | — | — | |
| 511130 | Book publishers | 148 | 1 329 | 7 529 | 9 | 4 | 2 | 2 | — | — | 1 | — | — | — | |
| 51114 | Database and directory publishers | 759 | 11 268 | 40 284 | 6 | 1 | 2 | — | — | 2 | 1 | — | — | — | |
| 511140 | Database and directory publishers | 759 | 11 268 | 40 284 | 6 | 1 | 2 | — | — | 2 | 1 | — | — | — | |
| 51119 | Other publishers | 271 | 3 123 | 13 171 | 9 | 2 | 1 | 3 | 2 | — | 1 | — | — | — | |
| 511199 | All other publishers | 271 | 3 123 | 13 171 | 9 | 2 | 1 | 3 | 2 | — | 1 | — | — | — | |
| 5112 | Software publishers | 883 | 15 988 | 50 517 | 25 | 10 | 4 | 4 | 3 | — | 3 | 1 | — | — | |
| 51121 | Software publishers | 883 | 15 988 | 50 517 | 25 | 10 | 4 | 4 | 3 | — | 3 | 1 | — | — | |
| 511210 | Software publishers | 883 | 15 988 | 50 517 | 25 | 10 | 4 | 4 | 3 | — | 3 | 1 | — | — | |
| 512 | Motion picture & sound recording industries | 497 | 3 457 | 13 533 | 25 | 15 | 4 | 2 | 2 | — | 2 | — | — | — | |
| 5121 | Motion picture & video industries | (C) | (D) | (D) | 22 | 15 | 3 | 1 | 2 | — | 1 | — | — | — | |
| 51213 | Motion picture & video exhibition | 204 | 435 | 1 634 | 4 | — | — | 1 | 2 | — | 1 | — | — | — | |
| 512131 | Motion picture theaters (except drive-ins) .. | 204 | 435 | 1 634 | 4 | — | — | 1 | 2 | — | 1 | — | — | — | |
| 5122 | Sound recording industries | (E) | (D) | (D) | 3 | — | 1 | 1 | — | — | 1 | — | — | — | |
| 51229 | Other sound recording industries | (C) | (D) | (D) | 2 | — | — | 1 | — | — | 1 | — | — | — | |

See footnotes at end of table.

Table 6. Counties—Employees, Payroll, and Establishments by Industry: 2001—Con.

[Excludes most government employees, railroad employees, and self-employed persons. Size class 1 to 4 includes establishments with payroll, but no employees, during mid-March pay period. (D) denotes figures withheld to avoid disclosing data for individual companies; the data are included in broader industry totals. Detailed industries with 100 or more employees are shown if industry was not a (D). For explanation of terms, abbreviations, and data reliability/comparability, see introductory text]

| NAICS code | Industry | Number of employees for week including March 12 | Payroll (\$1,000) | | Total number of establishments | Number of establishments by employment-size class | | | | | | | | | |
|----------------------------|--|---|-------------------|------------------|--------------------------------|---|------------|------------|------------|-----------|------------|------------|------------|---------------|--|
| | | | First quarter | Annual | | 1 to 4 | 5 to 9 | 10 to 19 | 20 to 49 | 50 to 99 | 100 to 249 | 250 to 499 | 500 to 999 | 1,000 or more | |
| MERCER—Con. | | | | | | | | | | | | | | | |
| 51 Information—Con. | | | | | | | | | | | | | | | |
| 513 | Broadcasting & telecommunications | 2 235 | 36 298 | 143 916 | 64 | 29 | 5 | 9 | 6 | 10 | 3 | 1 | 1 | — | |
| 5131 | Radio & television broadcasting | 212 | 2 591 | 8 323 | 4 | — | — | 2 | — | 1 | 1 | — | — | — | |
| 51311 | Radio broadcasting (C) | (D) | (D) | (D) | 3 | — | — | 1 | — | 1 | — | — | — | — | |
| 5132 | Cable networks & program distribution | 343 | 5 571 | 23 234 | 9 | 4 | — | — | 1 | 3 | 1 | — | — | — | |
| 51321 | Cable networks (C) | (D) | (D) | (D) | 4 | 2 | — | — | — | 2 | — | — | — | — | |
| 51322 | Cable & other program distribution (C) | (D) | (D) | (D) | 5 | 2 | — | — | 1 | 1 | — | — | — | — | |
| 5133 | Telecommunications | 1 680 | 28 136 | 112 359 | 51 | 25 | 5 | 7 | 5 | 6 | 1 | 1 | 1 | — | |
| 51331 | Wired telecommunications carriers | 1 569 | 26 947 | 108 131 | 38 | 16 | 5 | 4 | 5 | 5 | 1 | 1 | 1 | — | |
| 513310 | Wired telecommunications carriers | 1 569 | 26 947 | 108 131 | 38 | 16 | 5 | 4 | 5 | 5 | 1 | 1 | 1 | — | |
| 514 | Information & data processing services | 1 066 | 22 405 | 80 098 | 46 | 26 | 5 | 7 | 3 | 1 | 4 | — | — | — | |
| 5141 | Information services | 710 | 17 497 | 62 196 | 28 | 18 | 3 | 3 | — | 1 | 3 | — | — | — | |
| 51411 | News syndicates (C) | (D) | (D) | (D) | 3 | 2 | — | — | — | — | 1 | — | — | — | |
| 51419 | Other information services (E) | (D) | (D) | (D) | 23 | 15 | 2 | 3 | — | 1 | 2 | — | — | — | |
| 5142 | Data processing services | 356 | 4 908 | 17 902 | 18 | 8 | 2 | 4 | 3 | — | 1 | — | — | — | |
| 51421 | Data processing services | 356 | 4 908 | 17 902 | 18 | 8 | 2 | 4 | 3 | — | 1 | — | — | — | |
| 514210 | Data processing services | 356 | 4 908 | 17 902 | 18 | 8 | 2 | 4 | 3 | — | 1 | — | — | — | |
| 52 | Finance & insurance | 17 276 | 563 557 | 1 465 177 | 1 170 | 535 | 272 | 201 | 118 | 24 | 11 | 7 | — | 2 | |
| 522 | Credit intermediation & related activities (H) | (D) | (D) | (D) | 258 | 85 | 84 | 53 | 26 | 3 | 4 | 3 | — | — | |
| 5221 | Depository credit intermediation | 3 086 | 47 443 | 157 319 | 182 | 52 | 62 | 43 | 18 | 2 | 3 | 2 | — | — | |
| 52211 | Commercial banking | 2 121 | 37 862 | 118 768 | 116 | 25 | 43 | 30 | 12 | 2 | 3 | 1 | — | — | |
| 522110 | Commercial banking | 2 121 | 37 862 | 118 768 | 116 | 25 | 43 | 30 | 12 | 2 | 3 | 1 | — | — | |
| 52212 | Savings institutions | 779 | 8 179 | 32 705 | 42 | 14 | 14 | 10 | 3 | — | — | — | — | — | |
| 522120 | Savings institutions | 779 | 8 179 | 32 705 | 42 | 14 | 14 | 10 | 3 | — | — | — | — | — | |
| 52213 | Credit unions | 186 | 1 402 | 5 846 | 24 | 13 | 5 | 3 | 3 | — | — | — | — | — | |
| 522130 | Credit unions | 186 | 1 402 | 5 846 | 24 | 13 | 5 | 3 | 3 | — | — | — | — | — | |
| 5222 | Nondepository credit intermediation | 909 | 9 951 | 33 863 | 58 | 23 | 18 | 9 | 6 | 1 | — | — | — | — | |
| 52222 | Sales financing (F) | (D) | (D) | (D) | 24 | 6 | 10 | 5 | 2 | — | — | — | — | — | |
| 52229 | Other nondepository credit intermediation | 309 | 6 386 | 22 927 | 33 | 17 | 8 | 4 | 3 | 1 | — | — | — | — | |
| 522292 | Real estate credit | 216 | 5 214 | 18 301 | 20 | 12 | 3 | 2 | 1 | — | — | — | — | — | |
| 5223 | Activities related to credit intermediation (C) | (D) | (D) | (D) | 18 | 10 | 4 | 1 | 2 | — | — | — | — | — | |
| 52232 | Financial clearinghouse & reserve activities (C) | (D) | (D) | (D) | 2 | — | 1 | — | — | — | — | — | — | — | |
| 523 | Security, commodity contracts & like activity | 7 109 | 399 902 | 871 427 | 724 | 350 | 149 | 130 | 74 | 17 | 4 | — | — | — | |
| 5231 | Secrty & comdty contracts intermed & brokerage | 6 566 | 287 420 | 613 868 | 626 | 279 | 139 | 118 | 71 | 15 | 4 | — | — | — | |
| 52311 | Investment banking & securities dealing (H) | (D) | (D) | (D) | 230 | 75 | 66 | 49 | 34 | 5 | 1 | — | — | — | |
| 52312 | Securities brokerage (H) | (D) | (D) | (D) | 393 | 202 | 73 | 69 | 37 | 10 | 2 | — | — | — | |
| 52314 | Commodity contracts brokerage (C) | (D) | (D) | (D) | 3 | 2 | — | — | — | — | — | — | — | — | |
| 5239 | Other financial investment activities | 543 | 112 482 | 257 559 | 98 | 71 | 10 | 12 | 3 | 2 | — | — | — | — | |
| 52392 | Portfolio management | 355 | 105 969 | 236 437 | 42 | 25 | 5 | 8 | 2 | 2 | — | — | — | — | |
| 523920 | Portfolio management | 355 | 105 969 | 236 437 | 42 | 25 | 5 | 8 | 2 | 2 | — | — | — | — | |
| 52393 | Investment advice | 149 | 5 613 | 18 564 | 38 | 31 | 3 | 3 | 1 | — | — | — | — | — | |
| 523930 | Investment advice | 149 | 5 613 | 18 564 | 38 | 31 | 3 | 3 | 1 | — | — | — | — | — | |
| 524 | Insurance carriers & related activities | 5 952 | 103 637 | 392 948 | 187 | 100 | 39 | 17 | 18 | 4 | 3 | 4 | — | 2 | |
| 5241 | Insurance carriers | 4 649 | 83 227 | 308 838 | 57 | 24 | 8 | 5 | 10 | 4 | 1 | 3 | — | 2 | |
| 52411 | Direct life, health, medical insurance carriers | 374 | 9 831 | 27 078 | 36 | 19 | 8 | 2 | 6 | 1 | — | — | — | — | |
| 52412 | Other direct insurance carriers | 4 275 | 73 396 | 281 760 | 21 | 5 | — | 3 | 4 | 3 | 1 | 3 | — | 2 | |
| 524126 | Direct property & casualty insurance carriers | 4 256 | 73 126 | 280 281 | 17 | 2 | — | 2 | 4 | 3 | 1 | 3 | — | 2 | |
| 5242 | Agencies & other insurance related activities | 1 303 | 20 410 | 84 110 | 130 | 76 | 31 | 12 | 8 | — | 2 | 1 | — | — | |
| 52421 | Insurance agencies & brokerages | 530 | 8 376 | 35 258 | 104 | 66 | 26 | 8 | 4 | — | — | — | — | — | |
| 524210 | Insurance agencies & brokerages | 530 | 8 376 | 35 258 | 104 | 66 | 26 | 8 | 4 | — | — | — | — | — | |
| 52429 | Other insurance related activities | 773 | 12 034 | 48 852 | 26 | 10 | 5 | 4 | 4 | — | 2 | 1 | — | — | |
| 524291 | Claims adjusting | 322 | 6 941 | 27 983 | 9 | 4 | 1 | 1 | — | — | 2 | — | — | — | |
| 524292 | Insurance & pension funds, third party admin | 144 | 1 397 | 6 377 | 9 | 4 | 1 | 1 | 3 | — | — | — | — | — | |
| 524298 | All other insurance related activities | 307 | 3 696 | 14 492 | 8 | 2 | 3 | 2 | — | — | — | — | — | — | |
| 53 | Real estate & rental & leasing | 2 172 | 15 459 | 64 783 | 296 | 187 | 59 | 27 | 19 | 3 | — | 1 | — | — | |
| 531 | Real estate | 1 432 | 11 249 | 47 017 | 236 | 154 | 46 | 19 | 15 | 2 | — | — | — | — | |
| 5311 | Lessors of real estate | 646 | 3 296 | 13 091 | 104 | 61 | 27 | 10 | 5 | 1 | — | — | — | — | |
| 53111 | Lessors of residential buildings & dwellings | 457 | 2 116 | 8 732 | 56 | 27 | 17 | 7 | 4 | 1 | — | — | — | — | |
| 531110 | Lessors of residential buildings & dwellings | 457 | 2 116 | 8 732 | 56 | 27 | 17 | 7 | 4 | 1 | — | — | — | — | |
| 53112 | Lessors of nonres bldg (exc miniwarehouses) | 155 | 1 032 | 3 899 | 39 | 27 | 9 | 2 | 1 | — | — | — | — | — | |
| 531120 | Lessors of nonres bldg (exc miniwarehouses) | 155 | 1 032 | 3 899 | 39 | 27 | 9 | 2 | 1 | — | — | — | — | — | |
| 5312 | Offices of real estate agents & brokers | 334 | 3 965 | 16 679 | 70 | 53 | 10 | 5 | 1 | 1 | — | — | — | — | |
| 53121 | Offices of real estate agents & brokers | 334 | 3 965 | 16 679 | 70 | 53 | 10 | 5 | 1 | 1 | — | — | — | — | |
| 531210 | Offices of real estate agents & brokers | 334 | 3 965 | 16 679 | 70 | 53 | 10 | 5 | 1 | 1 | — | — | — | — | |
| 5313 | Activities related to real estate | 452 | 3 988 | 17 247 | 62 | 40 | 9 | 4 | 9 | — | — | — | — | — | |
| 53131 | Real estate property managers | 353 | 3 374 | 13 718 | 39 | 23 | 5 | 3 | 8 | — | — | — | — | — | |
| 531311 | Residential property managers | 234 | 2 048 | 8 325 | 20 | 10 | 2 | 2 | 6 | — | — | — | — | — | |
| 531312 | Nonresidential property managers | 119 | 1 326 | 5 393 | 19 | 13 | 3 | 1 | 2 | — | — | — | — | — | |
| 532 | Rental & leasing services (E) | (D) | (D) | (D) | 59 | 33 | 13 | 8 | 4 | 1 | — | — | — | — | |
| 5322 | Consumer goods rental | 288 | 788 | 3 387 | 32 | 14 | 8 | 6 | 3 | 1 | — | — | — | — | |
| 53223 | Video tape & disc rental | 198 | 411 | 1 627 | 17 | 5 | 5 | 5 | 1 | 1 | — | — | — | — | |
| 532230 | Video tape & disc rental | 198 | 411 | 1 627 | 17 | 5 | 5 | 5 | 1 | 1 | — | — | — | — | |
| 533 | Lessors of other nonfinancial intangible asset (E) | (D) | (D) | (D) | 1 | — | — | — | — | — | — | — | — | — | |
| 5331 | Lessors of other nonfinancial intangible asset (E) | (D) | (D) | (D) | 1 | — | — | — | — | — | — | — | — | — | |
| 53311 | Lessors of other nonfinancial intangible asset (E) | (D) | (D) | (D) | 1 | — | — | — | — | — | — | — | — | — | |

See footnotes at end of table.

Table 6. Counties—Employees, Payroll, and Establishments by Industry: 2001—Con.

[Excludes most government employees, railroad employees, and self-employed persons. Size class 1 to 4 includes establishments with payroll, but no employees, during mid-March pay period. (D) denotes figures withheld to avoid disclosing data for individual companies; the data are included in broader industry totals. Detailed industries with 100 or more employees are shown if industry was not a (D). For explanation of terms, abbreviations, and data reliability/comparability, see introductory text]

| NAICS code | Industry | Number of employees for week including March 12 | Payroll (\$1,000) | | Total number of establishments | Number of establishments by employment-size class | | | | | | | | | |
|--------------------|--|---|-------------------|------------------|--------------------------------|---|------------|------------|------------|-----------|------------|------------|------------|---------------|--|
| | | | First quarter | Annual | | 1 to 4 | 5 to 9 | 10 to 19 | 20 to 49 | 50 to 99 | 100 to 249 | 250 to 499 | 500 to 999 | 1,000 or more | |
| MERCER—Con. | | | | | | | | | | | | | | | |
| 54 | Professional, scientific & technical services | 17 804 | 259 509 | 1 076 982 | 1 562 | 1 070 | 191 | 122 | 113 | 39 | 18 | 6 | 3 | — | |
| 541 | Professional, scientific & technical services | 17 804 | 259 509 | 1 076 982 | 1 562 | 1 070 | 191 | 122 | 113 | 39 | 18 | 6 | 3 | — | |
| 5411 | Legal services | 1 981 | 25 179 | 117 513 | 265 | 178 | 33 | 32 | 16 | 5 | 1 | — | — | — | |
| 54111 | Offices of lawyers | 1 768 | 23 000 | 107 359 | 247 | 170 | 29 | 28 | 15 | 4 | 1 | — | — | — | |
| 541110 | Offices of lawyers | 1 768 | 23 000 | 107 359 | 247 | 170 | 29 | 28 | 15 | 4 | 1 | — | — | — | |
| 54119 | Other legal services | 213 | 2 179 | 10 154 | 18 | 8 | 4 | 4 | 1 | 1 | — | — | — | — | |
| 5412 | Accounting, tax prep, bookkeep, payroll services | 1 424 | 13 574 | 50 176 | 125 | 81 | 25 | 9 | 6 | 2 | 1 | 1 | — | — | |
| 54121 | Accounting, tax prep, bookkeep, payroll services | 1 424 | 13 574 | 50 176 | 125 | 81 | 25 | 9 | 6 | 2 | 1 | 1 | — | — | |
| 541211 | Offices of certified public accountants | 424 | 4 809 | 21 185 | 69 | 39 | 18 | 8 | 4 | — | — | — | — | — | |
| 541219 | Other accounting services | 690 | 7 283 | 23 758 | 37 | 25 | 7 | 1 | 2 | 1 | — | 1 | — | — | |
| 5413 | Architectural, engineering & related services | 3 005 | 36 728 | 160 590 | 183 | 101 | 33 | 17 | 20 | 6 | 3 | 3 | — | — | |
| 54131 | Architectural services | 760 | 11 273 | 49 656 | 59 | 35 | 11 | 5 | 5 | 2 | — | 1 | — | — | |
| 541310 | Architectural services | 760 | 11 273 | 49 656 | 59 | 35 | 11 | 5 | 5 | 2 | — | 1 | — | — | |
| 54133 | Engineering services | 1 927 | 22 188 | 95 735 | 88 | 47 | 13 | 8 | 12 | 4 | 2 | 2 | — | — | |
| 541330 | Engineering services | 1 927 | 22 188 | 95 735 | 88 | 47 | 13 | 8 | 12 | 4 | 2 | 2 | — | — | |
| 54137 | Surveying, mapping (exc geophysical) services | 169 | 1 786 | 7 735 | 8 | 2 | 2 | 2 | 1 | — | 1 | — | — | — | |
| 541370 | Surveying, mapping (exc geophysical) services | 169 | 1 786 | 7 735 | 8 | 2 | 2 | 2 | 1 | — | 1 | — | — | — | |
| 5414 | Specialized design services | 1 103 | 2 837 | 8 822 | 43 | 35 | 4 | 2 | — | 1 | — | — | 1 | — | |
| 54143 | Graphic design services | 1 010 | 1 417 | 5 132 | 26 | 21 | 2 | 2 | — | — | — | — | 1 | — | |
| 541430 | Graphic design services | 1 010 | 1 417 | 5 132 | 26 | 21 | 2 | 2 | — | — | — | — | 1 | — | |
| 5415 | Computer systems design & related services | 2 529 | 44 876 | 175 902 | 394 | 311 | 32 | 20 | 21 | 8 | 2 | — | — | — | |
| 54151 | Computer systems design & related services | 2 529 | 44 876 | 175 902 | 394 | 311 | 32 | 20 | 21 | 8 | 2 | — | — | — | |
| 541511 | Custom computer programming services | 1 158 | 19 881 | 74 638 | 159 | 122 | 14 | 7 | 12 | 3 | 1 | — | — | — | |
| 541512 | Computer systems design services | 989 | 18 660 | 76 884 | 150 | 119 | 11 | 9 | 7 | 3 | 1 | — | — | — | |
| 5416 | Management, sci & tech consulting services | 2 471 | 37 854 | 170 514 | 293 | 222 | 29 | 9 | 19 | 9 | 5 | — | — | — | |
| 54161 | Management consulting services | 1 500 | 23 286 | 109 823 | 224 | 175 | 22 | 6 | 14 | 4 | 3 | — | — | — | |
| 541611 | Admin & gen management consulting services | 563 | 9 817 | 44 262 | 90 | 73 | 7 | 3 | 2 | 4 | 1 | — | — | — | |
| 541612 | Human res & exec search consulting services | 485 | 6 905 | 30 152 | 66 | 49 | 7 | 3 | 6 | — | 1 | — | — | — | |
| 541613 | Marketing consulting services | 366 | 5 074 | 28 783 | 46 | 34 | 7 | — | 4 | — | 1 | — | — | — | |
| 54162 | Environmental consulting services | 489 | 7 390 | 31 094 | 23 | 11 | 4 | 1 | 4 | 2 | 1 | — | — | — | |
| 541620 | Environmental consulting services | 489 | 7 390 | 31 094 | 23 | 11 | 4 | 1 | 4 | 2 | 1 | — | — | — | |
| 54169 | Oth scientific & technical consulting services | 482 | 7 178 | 29 597 | 46 | 36 | 3 | 2 | 1 | 3 | 1 | — | — | — | |
| 541690 | Oth scientific & technical consulting services | 482 | 7 178 | 29 597 | 46 | 36 | 3 | 2 | 1 | 3 | 1 | — | — | — | |
| 5417 | Scientific R&D services | 2 845 | 57 284 | 230 339 | 60 | 26 | 7 | 7 | 11 | 3 | 3 | 1 | 2 | — | |
| 54171 | R&D in physical, engineering & life sciences | 2 527 | 51 886 | 207 182 | 48 | 21 | 4 | 5 | 10 | 3 | 2 | 1 | 2 | — | |
| 541710 | R&D in physical, engineering & life sciences | 2 527 | 51 886 | 207 182 | 48 | 21 | 4 | 5 | 10 | 3 | 2 | 1 | 2 | — | |
| 54172 | R&D in social sciences & humanities | 318 | 5 398 | 23 157 | 12 | 5 | 3 | 2 | 1 | — | 1 | — | — | — | |
| 541720 | R&D in social sciences & humanities | 318 | 5 398 | 23 157 | 12 | 5 | 3 | 2 | 1 | — | 1 | — | — | — | |
| 5418 | Advertising & related services | 1 271 | 28 371 | 100 130 | 85 | 52 | 10 | 9 | 8 | 3 | 2 | 1 | — | — | |
| 54181 | Advertising agencies | 742 | 22 016 | 73 591 | 28 | 17 | 2 | 1 | 4 | 2 | 1 | 1 | — | — | |
| 541810 | Advertising agencies | 742 | 22 016 | 73 591 | 28 | 17 | 2 | 1 | 4 | 2 | 1 | 1 | — | — | |
| 54182 | Public relations agencies | 114 | 2 265 | 10 068 | 24 | 16 | 4 | 4 | — | — | — | — | — | — | |
| 541820 | Public relations agencies | 114 | 2 265 | 10 068 | 24 | 16 | 4 | 4 | — | — | — | — | — | — | |
| 54186 | Direct mail advertising | 237 | 1 519 | 7 321 | 9 | 3 | 3 | — | 1 | 1 | 1 | — | — | — | |
| 541860 | Direct mail advertising | 237 | 1 519 | 7 321 | 9 | 3 | 3 | — | 1 | 1 | 1 | — | — | — | |
| 5419 | Oth professional, scientific, technical services | 1 175 | 12 806 | 62 996 | 114 | 64 | 18 | 17 | 12 | 2 | 1 | — | — | — | |
| 54191 | Marketing research & public opinion polling | 538 | 7 227 | 34 709 | 29 | 15 | 4 | 2 | 7 | — | 1 | — | — | — | |
| 541910 | Marketing research & public opinion polling | 538 | 7 227 | 34 709 | 29 | 15 | 4 | 2 | 7 | — | 1 | — | — | — | |
| 54194 | Veterinary services | 246 | 1 406 | 6 504 | 21 | 5 | 6 | 2 | 4 | — | — | — | — | — | |
| 541940 | Veterinary services | 246 | 1 406 | 6 504 | 21 | 5 | 6 | 2 | 4 | — | — | — | — | — | |
| 54199 | All oth prof, scientific & technical services | 294 | 3 497 | 18 939 | 42 | 30 | 3 | 6 | 1 | 2 | — | — | — | — | |
| 541990 | All oth prof, scientific & technical services | 294 | 3 497 | 18 939 | 42 | 30 | 3 | 6 | 1 | 2 | — | — | — | — | |
| 55 | Management of companies & enterprises | 9 700 | 222 227 | 815 282 | 88 | 31 | 10 | 17 | 11 | 7 | 6 | 2 | 2 | 2 | |
| 551 | Management of companies & enterprises | 9 700 | 222 227 | 815 282 | 88 | 31 | 10 | 17 | 11 | 7 | 6 | 2 | 2 | 2 | |
| 5511 | Management of companies & enterprises | 9 700 | 222 227 | 815 282 | 88 | 31 | 10 | 17 | 11 | 7 | 6 | 2 | 2 | 2 | |
| 55111 | Management of companies & enterprises | 9 700 | 222 227 | 815 282 | 88 | 31 | 10 | 17 | 11 | 7 | 6 | 2 | 2 | 2 | |
| 551114 | Corp, subsidiary & regional managing offices | 9 504 | 218 140 | 779 120 | 77 | 24 | 10 | 16 | 10 | 5 | 6 | 2 | 2 | 2 | |
| 56 | Admin, support, waste mgt, remediation services | 11 280 | 73 324 | 322 085 | 576 | 332 | 79 | 59 | 48 | 29 | 23 | 5 | 1 | — | |
| 561 | Administrative & support services | 11 017 | 70 616 | 310 848 | 562 | 324 | 77 | 57 | 48 | 28 | 22 | 5 | 1 | — | |
| 5611 | Office administrative services | 1 248 | 14 620 | 75 955 | 54 | 32 | 8 | 10 | 1 | 2 | — | — | 1 | — | |
| 56111 | Office administrative services | 1 248 | 14 620 | 75 955 | 54 | 32 | 8 | 10 | 1 | 2 | — | — | 1 | — | |
| 561110 | Office administrative services | 1 248 | 14 620 | 75 955 | 54 | 32 | 8 | 10 | 1 | 2 | — | — | 1 | — | |
| 5613 | Employment services | 4 085 | 22 998 | 96 164 | 76 | 23 | 4 | 5 | 14 | 16 | 13 | 1 | — | — | |
| 56131 | Employment placement agencies | 421 | 2 280 | 11 881 | 19 | 8 | 3 | 1 | 4 | 2 | 1 | — | — | — | |
| 561310 | Employment placement agencies | 421 | 2 280 | 11 881 | 19 | 8 | 3 | 1 | 4 | 2 | 1 | — | — | — | |
| 56132 | Temporary help services | 3 180 | 17 147 | 67 802 | 53 | 14 | 1 | 4 | 10 | 14 | 9 | 1 | — | — | |
| 561320 | Temporary help services | 3 180 | 17 147 | 67 802 | 53 | 14 | 1 | 4 | 10 | 14 | 9 | 1 | — | — | |
| 56133 | Employee leasing services | 484 | 3 571 | 16 481 | 4 | 1 | — | — | — | — | 3 | — | — | — | |
| 561330 | Employee leasing services | 484 | 3 571 | 16 481 | 4 | 1 | — | — | — | — | 3 | — | — | — | |
| 5614 | Business support services | 954 | 4 827 | 21 973 | 45 | 23 | 7 | 5 | 2 | 2 | 1 | — | — | — | |
| 56142 | Telephone call centers | 361 | 1 790 | 8 466 | 9 | 2 | 2 | 2 | 2 | — | — | — | — | — | |
| 561422 | Telemarketing bureaus | 305 | 1 421 | 6 829 | 4 | 1 | — | — | 1 | — | — | — | — | — | |
| 56144 | Collection agencies | (E) | (D) | (D) | 4 | 1 | — | — | — | — | 2 | — | — | — | |
| 56149 | Other business support services | 132 | 568 | 2 391 | 9 | 5 | — | 1 | 2 | 1 | — | — | — | — | |

See footnotes at end of table.

Table 6. Counties—Employees, Payroll, and Establishments by Industry: 2001—Con.

[Excludes most government employees, railroad employees, and self-employed persons. Size class 1 to 4 includes establishments with payroll, but no employees, during mid-March pay period. (D) denotes figures withheld to avoid disclosing data for individual companies; the data are included in broader industry totals. Detailed industries with 100 or more employees are shown if industry was not a (D). For explanation of terms, abbreviations, and data reliability/comparability, see introductory text]

| NAICS code | Industry | Number of employees for week including March 12 | Payroll (\$1,000) | | Total number of establishments | Number of establishments by employment-size class | | | | | | | | | |
|--------------------|--|---|-------------------|----------------|--------------------------------|---|------------|------------|------------|-----------|------------|------------|------------|---------------|--|
| | | | First quarter | Annual | | 1 to 4 | 5 to 9 | 10 to 19 | 20 to 49 | 50 to 99 | 100 to 249 | 250 to 499 | 500 to 999 | 1,000 or more | |
| MERCER—Con. | | | | | | | | | | | | | | | |
| 56 | Admin, support, waste mgmt, remediation services—Con. | | | | | | | | | | | | | | |
| 561 | Administrative & support services—Con. | | | | | | | | | | | | | | |
| 5615 | Travel arrangement & reservation services | (F) | (D) | (D) | 53 | 34 | 10 | 4 | 2 | 2 | 1 | — | — | — | |
| 56151 | Travel agencies | 511 | 3 866 | 14 636 | 43 | 27 | 8 | 4 | 2 | 1 | 1 | — | — | — | |
| 561510 | Travel agencies | 511 | 3 866 | 14 636 | 43 | 27 | 8 | 4 | 2 | 1 | 1 | — | — | — | |
| 56159 | Oth travel arrangement & reservation services | (C) | (D) | (D) | 4 | 3 | — | — | — | 1 | — | — | — | — | |
| 5616 | Investigation & security services | 790 | 5 815 | 20 924 | 29 | 18 | 1 | 3 | 4 | — | 2 | 1 | — | — | |
| 56161 | Investigation, guard & armored car services | 547 | 4 691 | 15 847 | 15 | 7 | — | 3 | 3 | — | 1 | 1 | — | — | |
| 561612 | Security guards & patrol services | 368 | 3 152 | 10 082 | 6 | 2 | — | 1 | 2 | — | — | 1 | — | — | |
| 561613 | Armored car services | 157 | 1 351 | 4 980 | 3 | — | — | 1 | 1 | — | 1 | — | — | — | |
| 56162 | Security systems services | 243 | 1 124 | 5 077 | 14 | 11 | 1 | — | 1 | — | 1 | — | — | — | |
| 561621 | Security systems services (except locksmiths) | 229 | 1 037 | 4 653 | 7 | 5 | — | — | 1 | — | 1 | — | — | — | |
| 5617 | Services to buildings & dwellings | 2 434 | 9 199 | 48 244 | 267 | 174 | 43 | 25 | 16 | 5 | 3 | 1 | — | — | |
| 56171 | Exterminating & pest control services | 114 | 894 | 3 968 | 12 | 5 | 3 | 2 | 2 | — | — | — | — | — | |
| 561710 | Exterminating & pest control services | 114 | 894 | 3 968 | 12 | 5 | 3 | 2 | 2 | — | — | — | — | — | |
| 56172 | Janitorial services | 1 425 | 4 178 | 17 661 | 85 | 48 | 12 | 12 | 7 | 3 | 2 | 1 | — | — | |
| 561720 | Janitorial services | 1 425 | 4 178 | 17 661 | 85 | 48 | 12 | 12 | 7 | 3 | 2 | 1 | — | — | |
| 56173 | Landscaping services | 696 | 3 247 | 21 648 | 149 | 109 | 22 | 9 | 7 | 2 | — | — | — | — | |
| 561730 | Landscaping services | 696 | 3 247 | 21 648 | 149 | 109 | 22 | 9 | 7 | 2 | — | — | — | — | |
| 56179 | Other services to buildings & dwellings | 143 | 564 | 3 280 | 9 | 5 | 2 | 1 | — | 1 | — | — | — | — | |
| 561790 | Other services to buildings & dwellings | 143 | 564 | 3 280 | 9 | 5 | 2 | 1 | — | 1 | — | — | — | — | |
| 5619 | Other support services | 855 | 6 014 | 23 786 | 33 | 17 | 3 | 4 | 6 | 1 | 1 | 1 | — | — | |
| 56192 | Convention & trade show organizers | (C) | (D) | (D) | 7 | 5 | — | — | 1 | 1 | — | — | — | — | |
| 56199 | All other support services | 718 | 4 795 | 18 555 | 25 | 12 | 3 | 4 | 4 | — | 1 | 1 | — | — | |
| 561990 | All other support services | 718 | 4 795 | 18 555 | 25 | 12 | 3 | 4 | 4 | — | 1 | 1 | — | — | |
| 562 | Waste management & remediation services | 263 | 2 708 | 11 237 | 14 | 8 | 2 | 2 | — | 1 | 1 | — | — | — | |
| 5621 | Waste collection | (C) | (D) | (D) | 4 | 2 | — | 1 | — | 1 | — | — | — | — | |
| 56211 | Waste collection | (C) | (D) | (D) | 4 | 2 | — | 1 | — | 1 | — | — | — | — | |
| 5629 | Remediation & oth waste management services | 119 | 957 | 4 353 | 8 | 6 | 1 | — | — | — | 1 | — | — | — | |
| 56291 | Remediation services | (C) | (D) | (D) | 4 | 3 | — | — | — | — | 1 | — | — | — | |
| 61 | Educational services | 18 038 | 170 015 | 711 206 | 177 | 73 | 22 | 23 | 30 | 10 | 9 | 4 | 3 | 3 | |
| 611 | Educational services | 18 038 | 170 015 | 711 206 | 177 | 73 | 22 | 23 | 30 | 10 | 9 | 4 | 3 | 3 | |
| 6111 | Elementary & secondary schools | 3 110 | 22 404 | 90 643 | 44 | 7 | — | 4 | 18 | 6 | 6 | 3 | — | — | |
| 61111 | Elementary & secondary schools | 3 110 | 22 404 | 90 643 | 44 | 7 | — | 4 | 18 | 6 | 6 | 3 | — | — | |
| 611110 | Elementary & secondary schools | 3 110 | 22 404 | 90 643 | 44 | 7 | — | 4 | 18 | 6 | 6 | 3 | — | — | |
| 6113 | Colleges, universities & professional schools | 10 446 | 97 975 | 404 880 | 12 | 1 | 1 | 4 | — | — | 1 | 1 | 2 | 2 | |
| 61131 | Colleges, universities & professional schools | 10 446 | 97 975 | 404 880 | 12 | 1 | 1 | 4 | — | — | 1 | 1 | 2 | 2 | |
| 611310 | Colleges, universities & professional schools | 10 446 | 97 975 | 404 880 | 12 | 1 | 1 | 4 | — | — | 1 | 1 | 2 | 2 | |
| 6115 | Technical & trade schools | 193 | 2 106 | 8 951 | 23 | 13 | 3 | 5 | 1 | 1 | — | — | — | — | |
| 61151 | Technical & trade schools | 193 | 2 106 | 8 951 | 23 | 13 | 3 | 5 | 1 | 1 | — | — | — | — | |
| 6116 | Other schools & instruction | 1 216 | 5 781 | 19 637 | 67 | 34 | 14 | 6 | 10 | 2 | — | — | 1 | — | |
| 61163 | Language schools | 179 | 2 715 | 8 196 | 6 | 1 | 1 | — | 3 | 1 | — | — | — | — | |
| 611630 | Language schools | 179 | 2 715 | 8 196 | 6 | 1 | 1 | — | 3 | 1 | — | — | — | — | |
| 61169 | All other schools & instruction | 865 | 2 338 | 7 632 | 28 | 10 | 7 | 4 | 5 | 1 | — | — | 1 | — | |
| 611691 | Exam preparation & tutoring | 677 | 1 168 | 2 843 | 14 | 5 | 3 | 1 | 4 | — | — | — | 1 | — | |
| 611699 | All other miscellaneous schools & instruction | 164 | 1 074 | 4 402 | 9 | 2 | 3 | 2 | 1 | 1 | — | — | — | — | |
| 6117 | Educational support services | (H) | (D) | (D) | 21 | 11 | 4 | 3 | — | — | 2 | — | — | 1 | |
| 61171 | Educational support services | (H) | (D) | (D) | 21 | 11 | 4 | 3 | — | — | 2 | — | — | 1 | |
| 62 | Health care and social assistance | 23 280 | 192 872 | 818 689 | 1 039 | 449 | 238 | 179 | 111 | 35 | 14 | 4 | 5 | 4 | |
| 621 | Ambulatory health care services | 7 110 | 68 223 | 326 073 | 754 | 393 | 194 | 92 | 57 | 13 | 3 | 1 | 1 | — | |
| 6211 | Offices of physicians | 3 019 | 39 627 | 196 620 | 373 | 189 | 96 | 53 | 29 | 5 | 1 | — | — | — | |
| 62111 | Offices of physicians | 3 019 | 39 627 | 196 620 | 373 | 189 | 96 | 53 | 29 | 5 | 1 | — | — | — | |
| 621111 | Offices of physicians (exc mental health) | 2 935 | 38 732 | 192 226 | 346 | 171 | 88 | 52 | 29 | 5 | 1 | — | — | — | |
| 6212 | Offices of dentists | 1 265 | 11 010 | 50 547 | 167 | 74 | 61 | 23 | 5 | 4 | — | — | — | — | |
| 62121 | Offices of dentists | 1 265 | 11 010 | 50 547 | 167 | 74 | 61 | 23 | 5 | 4 | — | — | — | — | |
| 621210 | Offices of dentists | 1 265 | 11 010 | 50 547 | 167 | 74 | 61 | 23 | 5 | 4 | — | — | — | — | |
| 6213 | Offices of other health practitioners | 781 | 5 924 | 26 669 | 154 | 109 | 29 | 9 | 7 | — | — | — | — | — | |
| 62131 | Offices of chiropractors | 134 | 841 | 3 742 | 45 | 38 | 5 | 2 | — | — | — | — | — | — | |
| 621310 | Offices of chiropractors | 134 | 841 | 3 742 | 45 | 38 | 5 | 2 | — | — | — | — | — | — | |
| 62132 | Offices of optometrists | 151 | 1 088 | 4 503 | 24 | 13 | 6 | 3 | 2 | — | — | — | — | — | |
| 621320 | Offices of optometrists | 151 | 1 088 | 4 503 | 24 | 13 | 6 | 3 | 2 | — | — | — | — | — | |
| 62133 | Offices of other mental health practitioners | 129 | 870 | 4 201 | 27 | 20 | 6 | 1 | 1 | — | — | — | — | — | |
| 621330 | Offices of other mental health practitioners | 129 | 870 | 4 201 | 27 | 20 | 6 | 1 | 1 | — | — | — | — | — | |
| 62134 | Offices of PT, OT, speech therapy & audiology | 194 | 1 633 | 7 791 | 22 | 10 | 7 | 2 | 3 | — | — | — | — | — | |
| 621340 | Offices of PT, OT, speech therapy & audiology | 194 | 1 633 | 7 791 | 22 | 10 | 7 | 2 | 3 | — | — | — | — | — | |
| 62139 | Offices of all other health practitioners | 173 | 1 492 | 6 432 | 36 | 28 | 6 | 1 | 1 | — | — | — | — | — | |
| 6214 | Outpatient care centers | 342 | 3 123 | 15 413 | 20 | 5 | 5 | 2 | 7 | 1 | — | — | — | — | |
| 62149 | Other outpatient care centers | 232 | 2 071 | 10 734 | 11 | 1 | 4 | 1 | 4 | 1 | — | — | — | — | |
| 621498 | All other outpatient care centers | 154 | 1 012 | 4 179 | 6 | — | 2 | 1 | 2 | 1 | — | — | — | — | |
| 6215 | Medical & diagnostic laboratories | 157 | 2 090 | 8 919 | 18 | 10 | 2 | 4 | 1 | 1 | — | — | — | — | |
| 62151 | Medical & diagnostic laboratories | 157 | 2 090 | 8 919 | 18 | 10 | 2 | 4 | 1 | 1 | — | — | — | — | |
| 6216 | Home health care services | 1 411 | 5 806 | 24 810 | 16 | 3 | 1 | 1 | 6 | 1 | 2 | 1 | 1 | — | |
| 62161 | Home health care services | 1 411 | 5 806 | 24 810 | 16 | 3 | 1 | 1 | 6 | 1 | 2 | 1 | 1 | — | |
| 621610 | Home health care services | 1 411 | 5 806 | 24 810 | 16 | 3 | 1 | 1 | 6 | 1 | 2 | 1 | 1 | — | |
| 6219 | Other ambulatory health care services | 135 | 643 | 3 095 | 6 | 3 | — | — | 2 | 1 | — | — | — | — | |

See footnotes at end of table.

Table 6. Counties—Employees, Payroll, and Establishments by Industry: 2001—Con.

[Excludes most government employees, railroad employees, and self-employed persons. Size class 1 to 4 includes establishments with payroll, but no employees, during mid-March pay period. (D) denotes figures withheld to avoid disclosing data for individual companies; the data are included in broader industry totals. Detailed industries with 100 or more employees are shown if industry was not a (D). For explanation of terms, abbreviations, and data reliability/comparability, see introductory text]

| NAICS code | Industry | Number of employees for week including March 12 | Payroll (\$1,000) | | Total number of establishments | Number of establishments by employment-size class | | | | | | | | | |
|--|--|---|-------------------|----------------|--------------------------------|---|------------|------------|-----------|-----------|------------|------------|------------|---------------|--|
| | | | First quarter | Annual | | 1 to 4 | 5 to 9 | 10 to 19 | 20 to 49 | 50 to 99 | 100 to 249 | 250 to 499 | 500 to 999 | 1,000 or more | |
| MERCER—Con. | | | | | | | | | | | | | | | |
| 62 Health care and social assistance—Con. | | | | | | | | | | | | | | | |
| 622 | Hospitals | 8 591 | 87 276 | 341 270 | 9 | — | — | — | — | — | 1 | 1 | 3 | 4 | |
| 6221 | General medical & surgical hospitals | 7 138 | 72 713 | 286 864 | 6 | — | — | — | — | — | — | — | 2 | 4 | |
| 62211 | General medical & surgical hospitals | 7 138 | 72 713 | 286 864 | 6 | — | — | — | — | — | — | — | 2 | 4 | |
| 622110 | General medical & surgical hospitals | 7 138 | 72 713 | 286 864 | 6 | — | — | — | — | — | — | — | 2 | 4 | |
| 6222 | Psychiatric & substance abuse hospitals | (G) | (D) | (D) | 2 | — | — | — | — | — | 1 | — | 1 | — | |
| 62221 | Psychiatric & substance abuse hospitals | (G) | (D) | (D) | 2 | — | — | — | — | — | 1 | — | 1 | — | |
| 6223 | Other specialty hospitals | (E) | (D) | (D) | 1 | — | — | — | — | — | — | — | — | — | |
| 62231 | Other specialty hospitals | (E) | (D) | (D) | 1 | — | — | — | — | — | — | — | 1 | — | |
| 623 | Nursing & residential care facilities | 2 936 | 18 256 | 72 884 | 61 | 8 | 7 | 13 | 15 | 8 | 9 | 1 | — | — | |
| 6231 | Nursing care facilities | 1 735 | 11 105 | 43 781 | 18 | 1 | 1 | — | 5 | 2 | 9 | — | — | — | |
| 62311 | Nursing care facilities | 1 735 | 11 105 | 43 781 | 18 | 1 | 1 | — | 5 | 2 | 9 | — | — | — | |
| 623110 | Nursing care facilities | 1 735 | 11 105 | 43 781 | 18 | 1 | 1 | — | 5 | 2 | 9 | — | — | — | |
| 6232 | Residential mental retardation, health facil | 296 | 1 922 | 7 829 | 18 | 1 | 5 | 9 | 2 | 1 | — | — | — | — | |
| 62321 | Residential mental retardation facilities | 117 | 708 | 3 094 | 9 | — | 4 | 4 | 1 | — | — | — | — | — | |
| 623210 | Residential mental retardation facilities | 117 | 708 | 3 094 | 9 | — | 4 | 4 | 1 | — | — | — | — | — | |
| 62322 | Residential mental health, subst abuse facil .. | 179 | 1 214 | 4 735 | 9 | 1 | 1 | 5 | 1 | 1 | — | — | — | — | |
| 623220 | Residential mental health, subst abuse facil | 179 | 1 214 | 4 735 | 9 | 1 | 1 | 5 | 1 | 1 | — | — | — | — | |
| 6233 | Community care facilities for the elderly | 697 | 3 956 | 16 168 | 17 | 5 | 1 | 3 | 3 | 4 | — | 1 | — | — | |
| 62331 | Community care facilities for the elderly | 697 | 3 956 | 16 168 | 17 | 5 | 1 | 3 | 3 | 4 | — | 1 | — | — | |
| 623311 | Continuing care retirement communities ... | 504 | 2 703 | 10 974 | 7 | — | 1 | 2 | 1 | 2 | — | — | — | — | |
| 623312 | Homes for the elderly | 193 | 1 253 | 5 194 | 10 | 5 | — | 1 | 2 | 2 | — | — | — | — | |
| 6239 | Other residential care facilities | 208 | 1 273 | 5 106 | 8 | 1 | — | 1 | 5 | 1 | — | — | — | — | |
| 62399 | Other residential care facilities | 208 | 1 273 | 5 106 | 8 | 1 | — | 1 | 5 | 1 | — | — | — | — | |
| 623990 | Other residential care facilities | 208 | 1 273 | 5 106 | 8 | 1 | — | 1 | 5 | 1 | — | — | — | — | |
| 624 | Social assistance | 4 643 | 19 117 | 78 462 | 215 | 48 | 37 | 74 | 39 | 14 | 1 | 1 | 1 | — | |
| 6241 | Individual & family services | 1 638 | 9 458 | 37 761 | 84 | 22 | 16 | 25 | 16 | 4 | — | 1 | — | — | |
| 62411 | Child & youth services | 369 | 3 253 | 12 127 | 20 | 4 | 6 | 3 | 5 | 2 | — | — | — | — | |
| 624110 | Child & youth services | 369 | 3 253 | 12 127 | 20 | 4 | 6 | 3 | 5 | 2 | — | — | — | — | |
| 62412 | Services for elderly & disabled persons | 750 | 2 495 | 9 982 | 18 | 6 | 1 | 3 | 5 | 2 | — | 1 | — | — | |
| 624120 | Services for elderly & disabled persons | 750 | 2 495 | 9 982 | 18 | 6 | 1 | 3 | 5 | 2 | — | 1 | — | — | |
| 62419 | Other individual & family services | 519 | 3 710 | 15 652 | 46 | 12 | 9 | 19 | 6 | — | — | — | — | — | |
| 624190 | Other individual & family services | 519 | 3 710 | 15 652 | 46 | 12 | 9 | 19 | 6 | — | — | — | — | — | |
| 6242 | Community, emergency & other relief services .. | 195 | 1 670 | 6 808 | 16 | 6 | 3 | 4 | 2 | 1 | — | — | — | — | |
| 62422 | Community housing services | 152 | 1 394 | 5 707 | 9 | 1 | 2 | 4 | 1 | 1 | — | — | — | — | |
| 6243 | Vocational rehabilitation services | 817 | 1 623 | 6 935 | 9 | 3 | 1 | 2 | 1 | — | 1 | — | 1 | — | |
| 62431 | Vocational rehabilitation services | 817 | 1 623 | 6 935 | 9 | 3 | 1 | 2 | 1 | — | 1 | — | 1 | — | |
| 624310 | Vocational rehabilitation services | 817 | 1 623 | 6 935 | 9 | 3 | 1 | 2 | 1 | — | 1 | — | 1 | — | |
| 6244 | Child day care services | 1 993 | 6 366 | 26 958 | 106 | 17 | 17 | 43 | 20 | 9 | — | — | — | — | |
| 62441 | Child day care services | 1 993 | 6 366 | 26 958 | 106 | 17 | 17 | 43 | 20 | 9 | — | — | — | — | |
| 624410 | Child day care services | 1 993 | 6 366 | 26 958 | 106 | 17 | 17 | 43 | 20 | 9 | — | — | — | — | |
| 71 | Arts, entertainment & recreation | 1 618 | 8 076 | 35 958 | 128 | 78 | 15 | 12 | 15 | 6 | 2 | — | — | — | |
| 711 | Performing arts, spectator sports & related industries | 396 | 2 367 | 11 157 | 41 | 29 | 7 | 1 | 2 | 1 | 1 | — | — | — | |
| 7111 | Performing arts companies | 260 | 1 293 | 5 202 | 10 | 6 | 2 | — | — | 1 | 1 | — | — | — | |
| 71111 | Theater companies & dinner theaters | 182 | 1 109 | 4 343 | 4 | 2 | 1 | — | — | — | 1 | — | — | — | |
| 711110 | Theater companies & dinner theaters | 182 | 1 109 | 4 343 | 4 | 2 | 1 | — | — | — | 1 | — | — | — | |
| 713 | Amusement, gambling & recreation industries | 1 140 | 5 151 | 22 456 | 78 | 44 | 7 | 9 | 12 | 5 | 1 | — | — | — | |
| 7139 | Other amusement & recreation industries | (G) | (D) | (D) | 75 | 42 | 7 | 9 | 11 | 5 | 1 | — | — | — | |
| 71391 | Golf courses & country clubs | 296 | 1 238 | 6 925 | 7 | 1 | — | 2 | 1 | 3 | — | — | — | — | |
| 713910 | Golf courses & country clubs | 296 | 1 238 | 6 925 | 7 | 1 | — | 2 | 1 | 3 | — | — | — | — | |
| 71394 | Fitness & recreational sports centers | 639 | 2 098 | 9 561 | 43 | 23 | 6 | 4 | 7 | 2 | 1 | — | — | — | |
| 713940 | Fitness & recreational sports centers | 639 | 2 098 | 9 561 | 43 | 23 | 6 | 4 | 7 | 2 | 1 | — | — | — | |
| 71395 | Bowling centers | 107 | 240 | 1 062 | 5 | — | — | 2 | 3 | — | — | — | — | — | |
| 713950 | Bowling centers | 107 | 240 | 1 062 | 5 | — | — | 2 | 3 | — | — | — | — | — | |
| 72 | Accommodation & food services | 10 432 | 37 301 | 155 196 | 688 | 294 | 140 | 111 | 97 | 33 | 11 | 2 | — | — | |
| 721 | Accommodation | 1 284 | 7 887 | 32 666 | 40 | 16 | 3 | 9 | 6 | 2 | 3 | 1 | — | — | |
| 7211 | Traveler accommodation | 1 243 | 7 706 | 31 940 | 33 | 12 | 2 | 7 | 6 | 2 | 3 | 1 | — | — | |
| 72111 | Hotels (exc casino hotels) & motels | 1 243 | 7 706 | 31 940 | 33 | 12 | 2 | 7 | 6 | 2 | 3 | 1 | — | — | |
| 721110 | Hotels (exc casino hotels) & motels | 1 243 | 7 706 | 31 940 | 33 | 12 | 2 | 7 | 6 | 2 | 3 | 1 | — | — | |
| 722 | Food services & drinking places | 9 148 | 29 414 | 122 530 | 648 | 278 | 137 | 102 | 91 | 31 | 8 | 1 | — | — | |
| 7221 | Full-service restaurants | 4 757 | 15 212 | 64 039 | 237 | 82 | 43 | 40 | 45 | 21 | 5 | 1 | — | — | |
| 72211 | Full-service restaurants | 4 757 | 15 212 | 64 039 | 237 | 82 | 43 | 40 | 45 | 21 | 5 | 1 | — | — | |
| 722110 | Full-service restaurants | 4 757 | 15 212 | 64 039 | 237 | 82 | 43 | 40 | 45 | 21 | 5 | 1 | — | — | |
| 7222 | Limited-service eating places | 2 566 | 7 654 | 32 845 | 263 | 129 | 56 | 43 | 28 | 6 | 1 | — | — | — | |
| 72221 | Limited-service eating places | 2 566 | 7 654 | 32 845 | 263 | 129 | 56 | 43 | 28 | 6 | 1 | — | — | — | |
| 722211 | Limited-service restaurants | 2 038 | 6 129 | 25 894 | 200 | 101 | 40 | 28 | 25 | 5 | 1 | — | — | — | |
| 722213 | Snack & nonalcoholic beverage bars | 512 | 1 472 | 6 731 | 60 | 27 | 14 | 15 | 3 | 1 | — | — | — | — | |
| 7223 | Special food services | 1 325 | 5 025 | 19 281 | 72 | 21 | 18 | 13 | 16 | 2 | 2 | — | — | — | |
| 72231 | Food service contractors | 1 220 | 4 786 | 18 008 | 56 | 10 | 17 | 10 | 15 | 2 | 2 | — | — | — | |
| 722310 | Food service contractors | 1 220 | 4 786 | 18 008 | 56 | 10 | 17 | 10 | 15 | 2 | 2 | — | — | — | |
| 7224 | Drinking places (alcoholic beverages) | 500 | 1 523 | 6 365 | 76 | 46 | 20 | 6 | 2 | 2 | — | — | — | — | |
| 72241 | Drinking places (alcoholic beverages) | 500 | 1 523 | 6 365 | 76 | 46 | 20 | 6 | 2 | 2 | — | — | — | — | |
| 722410 | Drinking places (alcoholic beverages) | 500 | 1 523 | 6 365 | 76 | 46 | 20 | 6 | 2 | 2 | — | — | — | — | |

See footnotes at end of table.

Table 6. Counties—Employees, Payroll, and Establishments by Industry: 2001—Con.

[Excludes most government employees, railroad employees, and self-employed persons. Size class 1 to 4 includes establishments with payroll, but no employees, during mid-March pay period. (D) denotes figures withheld to avoid disclosing data for individual companies; the data are included in broader industry totals. Detailed industries with 100 or more employees are shown if industry was not a (D). For explanation of terms, abbreviations, and data reliability/comparability, see introductory text]

| NAICS code | Industry | Number of employees for week including March 12 | Payroll (\$1,000) | | Total number of establishments | Number of establishments by employment-size class | | | | | | | | | |
|--------------------|---|---|-------------------|-------------------|--------------------------------|---|--------------|--------------|--------------|------------|------------|------------|------------|---------------|--|
| | | | First quarter | Annual | | 1 to 4 | 5 to 9 | 10 to 19 | 20 to 49 | 50 to 99 | 100 to 249 | 250 to 499 | 500 to 999 | 1,000 or more | |
| MERCER—Con. | | | | | | | | | | | | | | | |
| 81 | Other services (except public administration) | 8 638 | 52 587 | 220 423 | 988 | 573 | 205 | 124 | 66 | 10 | 8 | 2 | — | — | |
| 811 | Repair & maintenance | 1 268 | 10 639 | 44 344 | 200 | 125 | 37 | 25 | 12 | — | 1 | — | — | — | |
| 8111 | Automotive repair & maintenance | 883 | 6 387 | 27 581 | 152 | 93 | 31 | 19 | 9 | — | — | — | — | — | |
| 81111 | Automotive mechanical & electrical R&M | 389 | 2 920 | 12 509 | 99 | 70 | 23 | 5 | 1 | — | — | — | — | — | |
| 811111 | General automotive repair | 255 | 1 895 | 7 940 | 75 | 56 | 16 | 3 | — | — | — | — | — | — | |
| 81112 | Automotive body, paint, interior & glass repair | 259 | 2 405 | 10 240 | 35 | 17 | 7 | 8 | 3 | — | — | — | — | — | |
| 811121 | Automotive body, paint & interior R&M | 184 | 1 842 | 7 831 | 30 | 16 | 7 | 6 | 1 | — | — | — | — | — | |
| 81119 | Other automotive R&M | 235 | 1 062 | 4 832 | 18 | 6 | 1 | 6 | 5 | — | — | — | — | — | |
| 811192 | Car washes | 152 | 662 | 3 052 | 11 | 4 | — | 4 | 3 | — | — | — | — | — | |
| 8112 | Electronic & precision equipment R&M | 200 | 2 573 | 10 117 | 15 | 9 | 1 | 4 | — | — | 1 | — | — | — | |
| 81121 | Electronic & precision equipment R&M | 200 | 2 573 | 10 117 | 15 | 9 | 1 | 4 | — | — | 1 | — | — | — | |
| 811212 | Computer & office machine R&M | 162 | 2 167 | 8 436 | 7 | 3 | 1 | 2 | — | — | 1 | — | — | — | |
| 812 | Personal & laundry services | 1 743 | 7 998 | 33 451 | 339 | 218 | 74 | 35 | 10 | 2 | — | — | — | — | |
| 8121 | Personal care services | 967 | 4 213 | 18 167 | 172 | 100 | 44 | 22 | 5 | 1 | — | — | — | — | |
| 81211 | Hair, nail & skin care services | 869 | 3 676 | 15 894 | 148 | 87 | 34 | 21 | 5 | 1 | — | — | — | — | |
| 812112 | Beauty salons | 759 | 3 306 | 14 103 | 117 | 63 | 30 | 18 | 5 | 1 | — | — | — | — | |
| 8122 | Death care services | 207 | 1 423 | 6 281 | 54 | 38 | 11 | 5 | — | — | — | — | — | — | |
| 81222 | Cemeteries & crematories | 117 | 635 | 2 953 | 25 | 15 | 6 | 4 | — | — | — | — | — | — | |
| 812220 | Cemeteries & crematories | 117 | 635 | 2 953 | 25 | 15 | 6 | 4 | — | — | — | — | — | — | |
| 8123 | Drycleaning & laundry services | 406 | 1 687 | 6 156 | 73 | 52 | 11 | 5 | 4 | 1 | — | — | — | — | |
| 81232 | Drycleaning & laundry services (exc coin-op) | 279 | 1 106 | 4 604 | 51 | 33 | 10 | 4 | 4 | — | — | — | — | — | |
| 812320 | Drycleaning & laundry services (exc coin-op) | 279 | 1 106 | 4 604 | 51 | 33 | 10 | 4 | 4 | — | — | — | — | — | |
| 8129 | Other personal services | 163 | 675 | 2 847 | 40 | 28 | 8 | 3 | 1 | — | — | — | — | — | |
| 813 | Religious, grantmaking, civic, prof & like organizations | 5 627 | 33 950 | 142 628 | 449 | 230 | 94 | 64 | 44 | 8 | 7 | 2 | — | — | |
| 8131 | Religious organizations | 1 992 | 9 551 | 38 423 | 173 | 86 | 37 | 23 | 21 | 4 | 2 | — | — | — | |
| 81311 | Religious organizations | 1 992 | 9 551 | 38 423 | 173 | 86 | 37 | 23 | 21 | 4 | 2 | — | — | — | |
| 813110 | Religious organizations | 1 992 | 9 551 | 38 423 | 173 | 86 | 37 | 23 | 21 | 4 | 2 | — | — | — | |
| 8132 | Grantmaking & giving services | 782 | 4 492 | 19 357 | 42 | 24 | 9 | 4 | 2 | 1 | 1 | 1 | — | — | |
| 81321 | Grantmaking & giving services | 782 | 4 492 | 19 357 | 42 | 24 | 9 | 4 | 2 | 1 | 1 | 1 | — | — | |
| 813212 | Voluntary health organizations | 157 | 480 | 2 470 | 8 | 6 | — | 1 | — | — | 1 | — | — | — | |
| 813219 | Other grantmaking & giving services | 537 | 2 885 | 12 201 | 9 | 1 | 2 | 2 | 2 | 1 | — | 1 | — | — | |
| 8133 | Social advocacy organizations | 330 | 2 138 | 8 555 | 33 | 17 | 7 | 4 | 4 | — | 1 | — | — | — | |
| 81331 | Social advocacy organizations | 330 | 2 138 | 8 555 | 33 | 17 | 7 | 4 | 4 | — | 1 | — | — | — | |
| 813312 | Environment & wildlife organizations | 116 | 568 | 2 485 | 14 | 6 | 3 | 3 | 2 | — | — | — | — | — | |
| 813319 | Other social advocacy organizations | 192 | 1 427 | 5 523 | 16 | 10 | 3 | — | 2 | — | 1 | — | — | — | |
| 8134 | Civic & social organizations | 1 141 | 2 964 | 12 850 | 53 | 28 | 6 | 10 | 4 | 2 | 2 | 1 | — | — | |
| 81341 | Civic & social organizations | 1 141 | 2 964 | 12 850 | 53 | 28 | 6 | 10 | 4 | 2 | 2 | 1 | — | — | |
| 813410 | Civic & social organizations | 1 141 | 2 964 | 12 850 | 53 | 28 | 6 | 10 | 4 | 2 | 2 | 1 | — | — | |
| 8139 | Business, labor, political, like organizations | 1 382 | 14 805 | 63 443 | 148 | 75 | 35 | 23 | 13 | 1 | 1 | — | — | — | |
| 81391 | Business associations | 387 | 4 820 | 19 300 | 45 | 21 | 13 | 6 | 5 | — | — | — | — | — | |
| 813910 | Business associations | 387 | 4 820 | 19 300 | 45 | 21 | 13 | 6 | 5 | — | — | — | — | — | |
| 81392 | Professional organizations | 184 | 2 046 | 8 416 | 26 | 15 | 5 | 5 | 1 | — | — | — | — | — | |
| 813920 | Professional organizations | 184 | 2 046 | 8 416 | 26 | 15 | 5 | 5 | 1 | — | — | — | — | — | |
| 81393 | Labor unions & similar labor organizations | 595 | 6 285 | 26 969 | 45 | 19 | 12 | 10 | 2 | 1 | 1 | — | — | — | |
| 813930 | Labor unions & similar labor organizations | 595 | 6 285 | 26 969 | 45 | 19 | 12 | 10 | 2 | 1 | 1 | — | — | — | |
| 81399 | Oth similar organizations (exc business, prof, labor, pol) | 151 | 1 027 | 4 577 | 24 | 15 | 4 | 2 | 3 | — | — | — | — | — | |
| 813990 | Oth similar organizations (exc business, prof, labor, pol) | 151 | 1 027 | 4 577 | 24 | 15 | 4 | 2 | 3 | — | — | — | — | — | |
| 95 | Auxiliaries (exc corporate, subsidiary & regional mgt) | 5 061 | 46 174 | 174 540 | 20 | 7 | 1 | — | 7 | 1 | — | 1 | 2 | 1 | |
| 99 | Unclassified establishments | 129 | 682 | 5 133 | 90 | 84 | 2 | 3 | 1 | — | — | — | — | — | |
| MIDDLESEX | | | | | | | | | | | | | | | |
| | Total | 402 745 | 4 671 590 | 17 814 430 | 20 698 | 11 526 | 3 568 | 2 360 | 1 805 | 724 | 483 | 147 | 49 | 36 | |
| 11 | Forestry, fishing, hunting, and agriculture support | (B) | (D) | (D) | 4 | 3 | — | 1 | — | — | — | — | — | — | |
| 21 | Mining | 271 | 3 226 | 15 525 | 12 | 5 | 2 | 1 | 2 | 1 | 1 | — | — | — | |
| 212 | Mining (except oil & gas) | (E) | (D) | (D) | 9 | 3 | 1 | 1 | 2 | 1 | 1 | — | — | — | |
| 2123 | Nonmetallic mineral mining & quarrying | (E) | (D) | (D) | 9 | 3 | 1 | 1 | 2 | 1 | 1 | — | — | — | |
| 21231 | Stone mining & quarrying | (C) | (D) | (D) | 3 | 1 | — | 1 | — | — | 1 | — | — | — | |
| 21232 | Sand, gravel, clay, refractory minerals mining | (C) | (D) | (D) | 6 | 2 | 1 | — | 2 | 1 | — | — | — | — | |
| 22 | Utilities | 1 685 | 32 526 | 97 324 | 29 | 9 | 3 | 1 | 5 | 6 | 4 | 1 | — | — | |
| 221 | Utilities | 1 685 | 32 526 | 97 324 | 29 | 9 | 3 | 1 | 5 | 6 | 4 | 1 | — | — | |
| 2211 | Elec pwr generation, transmsn & distribution | (G) | (D) | (D) | 20 | 6 | 2 | 1 | 1 | 6 | 3 | 1 | — | — | |
| 22112 | Electric pwr transmsn, control & distribution | (G) | (D) | (D) | 14 | 3 | — | — | 1 | 5 | 3 | 1 | — | — | |
| 2213 | Water, sewage & other systems | (C) | (D) | (D) | 4 | — | 1 | — | 2 | — | 1 | — | — | — | |
| 22131 | Water supply & irrigation systems | (C) | (D) | (D) | 4 | — | 1 | — | 2 | — | 1 | — | — | — | |

See footnotes at end of table.

Table 6. Counties—Employees, Payroll, and Establishments by Industry: 2001—Con.

[Excludes most government employees, railroad employees, and self-employed persons. Size class 1 to 4 includes establishments with payroll, but no employees, during mid-March pay period. (D) denotes figures withheld to avoid disclosing data for individual companies; the data are included in broader industry totals. Detailed industries with 100 or more employees are shown if industry was not a (D). For explanation of terms, abbreviations, and data reliability/comparability, see introductory text]

| NAICS code | Industry | Number of employees for week including March 12 | Payroll (\$1,000) | | Total number of establishments | Number of establishments by employment-size class | | | | | | | | | | | | | | | | | | |
|-----------------------|--|---|-------------------|------------------|--------------------------------|---|------------|------------|------------|-----------|------------|------------|------------|---------------|--|--|--|--|--|--|--|--|--|--|
| | | | First quarter | Annual | | 1 to 4 | 5 to 9 | 10 to 19 | 20 to 49 | 50 to 99 | 100 to 249 | 250 to 499 | 500 to 999 | 1,000 or more | | | | | | | | | | |
| MIDDLESEX—Con. | | | | | | | | | | | | | | | | | | | | | | | | |
| 23 | Construction | 13 508 | 149 985 | 681 601 | 1 600 | 1 046 | 264 | 146 | 93 | 33 | 15 | 3 | | | | | | | | | | | | |
| 233 | Building, developing & general contracting | 2 966 | 28 947 | 140 085 | 411 | 295 | 57 | 25 | 23 | 7 | 3 | 1 | | | | | | | | | | | | |
| 2331 | Land subdivision & land development | 186 | 2 121 | 10 258 | 30 | 18 | 7 | 3 | 2 | | | | | | | | | | | | | | | |
| 23311 | Land subdivision & land development | 186 | 2 121 | 10 258 | 30 | 18 | 7 | 3 | 2 | | | | | | | | | | | | | | | |
| 233110 | Land subdivision & land development | 186 | 2 121 | 10 258 | 30 | 18 | 7 | 3 | 2 | | | | | | | | | | | | | | | |
| 2332 | Residential building construction | 1 052 | 7 983 | 41 153 | 275 | 225 | 30 | 12 | 5 | 2 | 1 | | | | | | | | | | | | | |
| 23321 | Single-family housing construction | 852 | 6 451 | 33 664 | 260 | 219 | 10 | 5 | 2 | | | | | | | | | | | | | | | |
| 233210 | Single-family housing construction | 852 | 6 451 | 33 664 | 260 | 219 | 10 | 5 | 2 | | | | | | | | | | | | | | | |
| 23322 | Multifamily housing construction | 200 | 1 532 | 7 489 | 15 | 6 | 2 | | | 1 | | | | | | | | | | | | | | |
| 233220 | Multifamily housing construction | 200 | 1 532 | 7 489 | 15 | 6 | 2 | | | 1 | | | | | | | | | | | | | | |
| 2333 | Nonresidential building construction | 1 728 | 18 843 | 88 674 | 106 | 52 | 20 | 10 | 16 | 5 | 2 | 1 | | | | | | | | | | | | |
| 23331 | Mfg & industrial building construction | 201 | 1 782 | 9 944 | 16 | 11 | 2 | 1 | 2 | | | | | | | | | | | | | | | |
| 233310 | Mfg & industrial building construction | 201 | 1 782 | 9 944 | 16 | 11 | 2 | 1 | 2 | | | | | | | | | | | | | | | |
| 23332 | Commercial & institutional bldg construction | 1 527 | 17 061 | 78 730 | 90 | 41 | 18 | 9 | 16 | 3 | 2 | 1 | | | | | | | | | | | | |
| 233320 | Commercial & institutional bldg construction | 1 527 | 17 061 | 78 730 | 90 | 41 | 18 | 9 | 16 | 3 | 2 | 1 | | | | | | | | | | | | |
| 234 | Heavy construction | 955 | 11 057 | 60 580 | 94 | 45 | 19 | 17 | 11 | 1 | 1 | | | | | | | | | | | | | |
| 2341 | Highway, street, bridge & tunnel construction | (F) | (D) | (D) | 46 | 19 | 12 | 8 | 5 | 1 | 1 | | | | | | | | | | | | | |
| 23411 | Highway & street construction | 541 | 7 105 | 41 739 | 44 | 19 | 10 | 8 | 5 | 1 | 1 | | | | | | | | | | | | | |
| 234110 | Highway & street construction | 541 | 7 105 | 41 739 | 44 | 19 | 10 | 8 | 5 | 1 | 1 | | | | | | | | | | | | | |
| 2349 | Other heavy construction | (E) | (D) | (D) | 48 | 26 | 7 | 9 | 6 | | | | | | | | | | | | | | | |
| 23491 | Water, sewer & pipeline construction | 173 | 1 426 | 6 383 | 18 | 8 | 3 | 5 | 2 | | | | | | | | | | | | | | | |
| 234910 | Water, sewer & pipeline construction | 173 | 1 426 | 6 383 | 18 | 8 | 3 | 5 | 2 | | | | | | | | | | | | | | | |
| 23499 | All other heavy construction | 175 | 1 795 | 8 754 | 24 | 14 | 4 | 3 | 3 | | | | | | | | | | | | | | | |
| 234990 | All other heavy construction | 175 | 1 795 | 8 754 | 24 | 14 | 4 | 3 | 3 | | | | | | | | | | | | | | | |
| 235 | Special trade contractors | 9 587 | 109 981 | 480 936 | 1 095 | 706 | 188 | 104 | 59 | 25 | 11 | 2 | | | | | | | | | | | | |
| 2351 | Plumbing, heating & AC contractor | 2 482 | 30 463 | 130 850 | 255 | 155 | 45 | 30 | 17 | 6 | 1 | 1 | | | | | | | | | | | | |
| 23511 | Plumbing, heating & AC contractor | 2 482 | 30 463 | 130 850 | 255 | 155 | 45 | 30 | 17 | 6 | 1 | 1 | | | | | | | | | | | | |
| 235110 | Plumbing, heating & AC contractor | 2 482 | 30 463 | 130 850 | 255 | 155 | 45 | 30 | 17 | 6 | 1 | 1 | | | | | | | | | | | | |
| 2352 | Painting & wall covering contractors | 469 | 4 811 | 23 582 | 79 | 65 | 9 | 1 | 2 | 1 | 1 | | | | | | | | | | | | | |
| 23521 | Painting & wall covering contractors | 469 | 4 811 | 23 582 | 79 | 65 | 9 | 1 | 2 | 1 | 1 | | | | | | | | | | | | | |
| 235210 | Painting & wall covering contractors | 469 | 4 811 | 23 582 | 79 | 65 | 9 | 1 | 2 | 1 | 1 | | | | | | | | | | | | | |
| 2353 | Electrical contractors | 1 952 | 28 245 | 110 196 | 186 | 107 | 36 | 26 | 9 | 5 | 2 | 1 | | | | | | | | | | | | |
| 23531 | Electrical contractors | 1 952 | 28 245 | 110 196 | 186 | 107 | 36 | 26 | 9 | 5 | 2 | 1 | | | | | | | | | | | | |
| 235310 | Electrical contractors | 1 952 | 28 245 | 110 196 | 186 | 107 | 36 | 26 | 9 | 5 | 2 | 1 | | | | | | | | | | | | |
| 2354 | Masonry, drywall, insulation, tile contractors | 1 193 | 11 214 | 50 519 | 111 | 70 | 21 | 8 | 6 | 3 | 3 | | | | | | | | | | | | | |
| 23541 | Masonry & stone contractors | 389 | 2 916 | 16 720 | 47 | 35 | 5 | 3 | 2 | 1 | 1 | | | | | | | | | | | | | |
| 235410 | Masonry & stone contractors | 389 | 2 916 | 16 720 | 47 | 35 | 5 | 3 | 2 | 1 | 1 | | | | | | | | | | | | | |
| 23542 | Drywall, acoustical & insulation contractors | 705 | 7 183 | 29 748 | 52 | 29 | 13 | 4 | 2 | 2 | 2 | | | | | | | | | | | | | |
| 235420 | Drywall, acoustical & insulation contractors | 705 | 7 183 | 29 748 | 52 | 29 | 13 | 4 | 2 | 2 | 2 | | | | | | | | | | | | | |
| 2355 | Carpentry & floor contractors | 769 | 7 640 | 30 100 | 141 | 106 | 23 | 7 | 1 | 3 | 1 | | | | | | | | | | | | | |
| 23551 | Carpentry contractors | 678 | 6 911 | 26 728 | 113 | 85 | 18 | 5 | 1 | 3 | 1 | | | | | | | | | | | | | |
| 235510 | Carpentry contractors | 678 | 6 911 | 26 728 | 113 | 85 | 18 | 5 | 1 | 3 | 1 | | | | | | | | | | | | | |
| 2356 | Roofing, siding, & sheet metal contractors | 715 | 6 626 | 29 424 | 73 | 49 | 6 | 5 | 9 | 4 | | | | | | | | | | | | | | |
| 23561 | Roofing, siding, & sheet metal contractors | 715 | 6 626 | 29 424 | 73 | 49 | 6 | 5 | 9 | 4 | | | | | | | | | | | | | | |
| 235610 | Roofing, siding, & sheet metal contractors | 715 | 6 626 | 29 424 | 73 | 49 | 6 | 5 | 9 | 4 | | | | | | | | | | | | | | |
| 2357 | Concrete contractors | 721 | 6 758 | 38 952 | 75 | 41 | 16 | 10 | 6 | 1 | 1 | | | | | | | | | | | | | |
| 23571 | Concrete contractors | 721 | 6 758 | 38 952 | 75 | 41 | 16 | 10 | 6 | 1 | 1 | | | | | | | | | | | | | |
| 235710 | Concrete contractors | 721 | 6 758 | 38 952 | 75 | 41 | 16 | 10 | 6 | 1 | 1 | | | | | | | | | | | | | |
| 2359 | Other special trade contractors | 1 286 | 14 224 | 67 313 | 175 | 113 | 32 | 17 | 9 | 2 | 2 | | | | | | | | | | | | | |
| 23591 | Structural steel erection contractors | 250 | 4 922 | 22 041 | 11 | 6 | 1 | 1 | 2 | | | | | | | | | | | | | | | |
| 235910 | Structural steel erection contractors | 250 | 4 922 | 22 041 | 11 | 6 | 1 | 1 | 2 | | | | | | | | | | | | | | | |
| 23593 | Excavation contractors | 323 | 2 303 | 9 931 | 49 | 35 | 5 | 7 | 1 | | | | | | | | | | | | | | | |
| 235930 | Excavation contractors | 323 | 2 303 | 9 931 | 49 | 35 | 5 | 7 | 1 | | | | | | | | | | | | | | | |
| 23595 | Bldg equip & oth mach installation contractor | 164 | 2 343 | 10 647 | 21 | 12 | 5 | 1 | 2 | 1 | | | | | | | | | | | | | | |
| 235950 | Bldg equip & oth mach installation contractor | 164 | 2 343 | 10 647 | 21 | 12 | 5 | 1 | 2 | 1 | | | | | | | | | | | | | | |
| 23599 | All other special trade contractors | 382 | 3 196 | 17 158 | 71 | 49 | 14 | 5 | 2 | 1 | | | | | | | | | | | | | | |
| 235990 | All other special trade contractors | 382 | 3 196 | 17 158 | 71 | 49 | 14 | 5 | 2 | 1 | | | | | | | | | | | | | | |
| 31-33 | Manufacturing | 50 245 | 574 358 | 2 159 329 | 940 | 298 | 154 | 128 | 147 | 91 | 80 | 29 | 9 | 4 | | | | | | | | | | |
| 311 | Food mfg | 1 698 | 14 409 | 61 425 | 74 | 36 | 8 | 8 | 12 | 4 | 6 | | | | | | | | | | | | | |
| 3113 | Sugar & confectionery product mfg | 411 | 4 218 | 17 908 | 5 | 2 | | | | 1 | 2 | | | | | | | | | | | | | |
| 31134 | Nonchocolate confectionery mfg | (E) | (D) | (D) | 3 | | | | | 1 | 2 | | | | | | | | | | | | | |
| 3115 | Dairy product mfg | 191 | 1 481 | 6 197 | 4 | 1 | | 1 | | 1 | | | | | | | | | | | | | | |
| 31151 | Dairy product (exc frozen) mfg | (C) | (D) | (D) | 2 | | | | | 1 | | | | | | | | | | | | | | |
| 3118 | Bakeries & tortilla mfg | 518 | 2 822 | 11 877 | 47 | 28 | 7 | 5 | 5 | 1 | 1 | | | | | | | | | | | | | |
| 31181 | Bread & bakery product mfg | (F) | (D) | (D) | 46 | 27 | 7 | 5 | 5 | 1 | 1 | | | | | | | | | | | | | |
| 311812 | Commercial bakeries | 212 | 1 585 | 6 815 | 13 | 8 | 3 | | 1 | | 1 | | | | | | | | | | | | | |
| 3119 | Other food mfg | 385 | 4 472 | 19 221 | 10 | 2 | 1 | | 5 | | 2 | | | | | | | | | | | | | |
| 31194 | Seasoning & dressing mfg | (C) | (D) | (D) | 2 | | | | | | 2 | | | | | | | | | | | | | |
| 312 | Beverage & tobacco product mfg | (F) | (D) | (D) | 4 | 2 | | | | | 1 | | | | | | | | | | | | | |
| 3121 | Beverage mfg | (F) | (D) | (D) | 4 | 2 | | | | | 1 | | | | | | | | | | | | | |
| 31211 | Soft drink & ice mfg | (F) | (D) | (D) | 2 | | | | | | 1 | | | | | | | | | | | | | |
| 314 | Textile product mills | 250 | 1 903 | 8 173 | 13 | 3 | 1 | 5 | 3 | 1 | | | | | | | | | | | | | | |
| 3141 | Textile furnishings mills | 113 | 713 | 3 243 | 5 | 1 | 1 | 2 | | | | | | | | | | | | | | | | |
| 31412 | Curtain & linen mills | 113 | 713 | 3 243 | 5 | 1 | 1 | 2 | | | | | | | | | | | | | | | | |
| 3149 | Other textile product mills | 137 | 1 190 | 4 930 | 8 | 2 | | 4 | 1 | 1 | | | | | | | | | | | | | | |
| 31499 | All other textile product mills | 107 | 1 009 | 4 122 | 4 | | | 2 | 1 | 1 | | | | | | | | | | | | | | |
| 315 | Apparel manufacturing | 1 474 | 16 336 | 50 790 | 30 | 10 | 5 | 8 | 1 | 2 | 3 | | | | | | | | | | | | | |
| 3152 | Cut & sew apparel mfg | 1 396 | 15 825 | 48 391 | 20 | 6 | 3 | 4 | 1 | 2 | 3 | | | | | | | | | | | | | |
| 31521 | Cut & sew apparel contractors | 214 | 2 930 | 10 798 | 9 | 2 | 2 | 3 | 1 | | 1 | | | | | | | | | | | | | |
| 31522 | Men's, boys' cut & sew apparel mfg | (F) | (D) | (D) | 3 | 1 | | | | | 1 | | | | | | | | | | | | | |
| 31523 | Women's, girls' cut & sew apparel mfg | | | | | | | | | | | | | | | | | | | | | | | |

Table 6. Counties—Employees, Payroll, and Establishments by Industry: 2001—Con.

[Excludes most government employees, railroad employees, and self-employed persons. Size class 1 to 4 includes establishments with payroll, but no employees, during mid-March pay period. (D) denotes figures withheld to avoid disclosing data for individual companies; the data are included in broader industry totals. Detailed industries with 100 or more employees are shown if industry was not a (D). For explanation of terms, abbreviations, and data reliability/comparability, see introductory text]

| NAICS code | Industry | Number of employees for week including March 12 | Payroll (\$1,000) | | Total number of establishments | Number of establishments by employment-size class | | | | | | | | |
|---------------------------------|--|---|-------------------|---------|--------------------------------|---|--------|----------|----------|----------|------------|------------|------------|---------------|
| | | | First quarter | Annual | | 1 to 4 | 5 to 9 | 10 to 19 | 20 to 49 | 50 to 99 | 100 to 249 | 250 to 499 | 500 to 999 | 1,000 or more |
| MIDDLESEX—Con. | | | | | | | | | | | | | | |
| 31-33 Manufacturing—Con. | | | | | | | | | | | | | | |
| 316 | Leather & allied product mfg | (E) | (D) | (D) | 6 | 2 | 2 | — | — | — | 2 | — | — | — |
| 3161 | Leather & hide tanning & finishing | (C) | (D) | (D) | 1 | — | — | — | — | — | 1 | — | — | — |
| 31611 | Leather & hide tanning & finishing | (C) | (D) | (D) | 1 | — | — | — | — | — | 1 | — | — | — |
| 3162 | Footwear mfg | (C) | (D) | (D) | 1 | — | — | — | — | — | 1 | — | — | — |
| 31621 | Footwear mfg | (C) | (D) | (D) | 1 | — | — | — | — | — | 1 | — | — | — |
| 321 | Wood product mfg | 268 | 2 014 | 9 906 | 20 | 6 | 6 | 3 | 4 | 1 | — | — | — | — |
| 3219 | Other wood product mfg | 194 | 1 395 | 7 281 | 16 | 6 | 4 | 3 | 2 | 1 | — | — | — | — |
| 322 | Paper mfg | 2 416 | 26 714 | 110 781 | 33 | 8 | 1 | 2 | 5 | 8 | 7 | 2 | — | — |
| 3221 | Pulp, paper & paperboard mills | (E) | (D) | (D) | 2 | 1 | — | — | — | — | — | 1 | — | — |
| 32212 | Paper mills | (E) | (D) | (D) | 1 | — | — | — | — | — | — | 1 | — | — |
| 3222 | Converted paper product mfg | (G) | (D) | (D) | 31 | 7 | 1 | 2 | 5 | 8 | 7 | 1 | — | — |
| 32221 | Paperboard container mfg | 976 | 10 040 | 44 261 | 14 | 2 | 1 | — | 2 | 5 | 4 | — | — | — |
| 322211 | Corrugated & solid fiber box mfg | 667 | 7 244 | 32 622 | 9 | 1 | — | — | 1 | 4 | 3 | — | — | — |
| 32222 | Paper bag & coated & treated paper mfg | 875 | 9 568 | 37 537 | 11 | 2 | — | 2 | 1 | 3 | 2 | 1 | — | — |
| 322222 | Coated & laminated paper mfg | 804 | 8 733 | 34 740 | 8 | 2 | — | — | — | 3 | 2 | 1 | — | — |
| 32229 | Other converted paper product mfg | (C) | (D) | (D) | 4 | 1 | — | — | 2 | — | 1 | — | — | — |
| 323 | Printing & related support activities | 3 845 | 40 705 | 150 991 | 118 | 55 | 26 | 14 | 7 | 9 | 3 | 2 | 2 | — |
| 3231 | Printing & related support activities | 3 845 | 40 705 | 150 991 | 118 | 55 | 26 | 14 | 7 | 9 | 3 | 2 | 2 | — |
| 32311 | Printing | 3 597 | 39 179 | 144 158 | 104 | 49 | 22 | 12 | 7 | 8 | 2 | 2 | 2 | — |
| 323110 | Commercial lithographic printing | 2 339 | 32 109 | 116 614 | 39 | 15 | 4 | 7 | 3 | 6 | 1 | 2 | 1 | — |
| 323113 | Commercial screen printing | 858 | 4 144 | 15 570 | 12 | 3 | 6 | — | 1 | — | 1 | — | 1 | — |
| 323114 | Quick printing | 136 | 812 | 3 215 | 29 | 20 | 6 | 3 | — | — | — | — | — | — |
| 32312 | Printing support activities | 248 | 1 526 | 6 833 | 14 | 6 | 4 | 2 | — | 1 | 1 | — | — | — |
| 323121 | Tradebinding & related work | 218 | 1 311 | 5 860 | 7 | 2 | 2 | — | — | 1 | 1 | — | — | — |
| 324 | Petroleum & coal products mfg | 390 | 7 699 | 26 284 | 7 | 1 | 1 | 2 | 1 | 1 | — | 1 | — | — |
| 3241 | Petroleum & coal products mfg | 390 | 7 699 | 26 284 | 7 | 1 | 1 | 2 | 1 | 1 | — | 1 | — | — |
| 32411 | Petroleum refineries | (C) | (D) | (D) | 2 | — | — | — | 1 | 1 | — | — | — | — |
| 32419 | Other petroleum & coal products mfg | (E) | (D) | (D) | 2 | — | 1 | — | — | — | — | 1 | — | — |
| 325 | Chemical mfg | 12 068 | 186 065 | 653 984 | 121 | 19 | 16 | 10 | 25 | 23 | 15 | 8 | 4 | 1 |
| 3251 | Basic chemical mfg | 1 925 | 27 290 | 108 905 | 25 | 2 | 1 | 2 | 8 | 6 | 4 | 2 | — | — |
| 32512 | Industrial gas mfg | (C) | (D) | (D) | 4 | — | 1 | 1 | 2 | — | — | — | — | — |
| 32518 | Other basic inorganic chemical mfg | 374 | 5 016 | 19 520 | 7 | 1 | — | 1 | 1 | 2 | 2 | — | — | — |
| 325188 | All other basic inorganic chemical mfg | 374 | 5 016 | 19 520 | 7 | 1 | — | 1 | 1 | 2 | 2 | — | — | — |
| 32519 | Other basic organic chemical mfg | 1 363 | 20 167 | 81 500 | 11 | — | — | — | 3 | 4 | 2 | 2 | — | — |
| 3252 | Resin, syn rubber, artf & syn fibers, fil mfg | (C) | (D) | (D) | 4 | 1 | — | — | 2 | — | 1 | — | — | — |
| 32521 | Resin & synthetic rubber mfg | (C) | (D) | (D) | 4 | 1 | — | — | 2 | — | 1 | — | — | — |
| 3254 | Pharmaceutical & medicine mfg | 2 146 | 28 058 | 119 364 | 25 | 4 | 3 | 2 | 5 | 3 | 5 | 3 | — | — |
| 32541 | Pharmaceutical & medicine mfg | 2 146 | 28 058 | 119 364 | 25 | 4 | 3 | 2 | 5 | 3 | 5 | 3 | — | — |
| 325412 | Pharmaceutical preparation mfg | 1 747 | 21 692 | 92 141 | 17 | 2 | 2 | 1 | 5 | — | 4 | 3 | — | — |
| 3255 | Paint, coating & adhesive mfg | 409 | 4 593 | 18 611 | 13 | 4 | 1 | 2 | 3 | 2 | 1 | — | — | — |
| 32551 | Paint & coating mfg | 244 | 2 602 | 10 804 | 7 | 2 | 1 | 1 | 1 | 1 | 1 | — | — | — |
| 325510 | Paint & coating mfg | 244 | 2 602 | 10 804 | 7 | 2 | 1 | 1 | 1 | 1 | 1 | — | — | — |
| 32552 | Adhesive mfg | 165 | 1 991 | 7 807 | 6 | 2 | — | 1 | 2 | 1 | — | — | — | — |
| 325520 | Adhesive mfg | 165 | 1 991 | 7 807 | 6 | 2 | — | 1 | 2 | 1 | — | — | — | — |
| 3256 | Soap, cleaners & toilet preparation mfg | 6 459 | 112 411 | 354 120 | 30 | 4 | 5 | 2 | 2 | 6 | 4 | 2 | 4 | 1 |
| 32561 | Soap & cleaning compound mfg | 628 | 9 631 | 37 556 | 11 | 3 | 3 | — | 2 | — | 2 | 1 | — | — |
| 325611 | Soap & other detergent mfg | 478 | 7 781 | 31 426 | 7 | 1 | 3 | — | 1 | — | 1 | — | — | — |
| 32562 | Toilet preparation mfg | 5 831 | 102 780 | 316 564 | 19 | 1 | 2 | 2 | — | 6 | 2 | 1 | 4 | 1 |
| 325620 | Toilet preparation mfg | 5 831 | 102 780 | 316 564 | 19 | 1 | 2 | 2 | — | 6 | 2 | 1 | 4 | 1 |
| 3259 | Other chemical product & preparation mfg | 869 | 9 794 | 39 452 | 22 | 4 | 5 | 2 | 4 | 6 | — | 1 | — | — |
| 32599 | All other chemical product & preparation mfg | 821 | 9 411 | 37 990 | 19 | 4 | 4 | 1 | 3 | 6 | — | — | — | — |
| 325998 | All oth misc chemical product & prep mfg | 335 | 3 246 | 12 749 | 11 | 3 | 1 | 1 | 3 | 3 | — | — | — | — |
| 326 | Plastics & rubber products mfg | 6 300 | 49 584 | 200 222 | 64 | 5 | 4 | 7 | 14 | 20 | 11 | 2 | — | 1 |
| 3261 | Plastics product mfg | 6 151 | 47 257 | 194 365 | 60 | 4 | 4 | 7 | 12 | 19 | 11 | 2 | — | 1 |
| 32611 | Unsupported plastics film, sheet, & bag mfg | 383 | 3 133 | 13 269 | 6 | — | 1 | 1 | 1 | 1 | 2 | — | — | — |
| 32612 | Plastics pipe, pipe fitting, & unsupported profile shape mfg | 481 | 3 514 | 12 742 | 7 | 1 | — | — | 1 | 4 | 1 | — | — | — |
| 32613 | Laminated plastics plate, sheet & shape mfg | (C) | (D) | (D) | 3 | — | 1 | — | — | 1 | — | — | — | — |
| 32614 | Polystyrene foam product mfg | (C) | (D) | (D) | 2 | — | — | — | 1 | — | — | — | — | — |
| 32616 | Plastics bottle mfg | 766 | 8 867 | 30 458 | 7 | 1 | — | 1 | 1 | 1 | 2 | 1 | — | — |
| 326160 | Plastics bottle mfg | 766 | 8 867 | 30 458 | 7 | 1 | — | 1 | 1 | 1 | 2 | 1 | — | — |
| 32619 | Other plastics product mfg | 4 175 | 28 836 | 126 463 | 35 | 2 | 2 | 5 | 8 | 12 | 4 | 1 | — | 1 |
| 326199 | All other plastics product mfg | 4 175 | 28 836 | 126 463 | 35 | 2 | 2 | 5 | 8 | 12 | 4 | 1 | — | 1 |
| 3262 | Rubber product mfg | 149 | 2 327 | 5 857 | 4 | 1 | — | — | 2 | 1 | — | — | — | — |
| 32629 | Other rubber product mfg | 149 | 2 327 | 5 857 | 4 | 1 | — | — | 2 | 1 | — | — | — | — |
| 327 | Nonmetallic mineral product mfg | 793 | 7 743 | 31 548 | 22 | 5 | 3 | 3 | 7 | 1 | 3 | — | — | — |
| 3271 | Clay product & refractory mfg | (C) | (D) | (D) | 5 | 1 | — | 2 | 1 | — | 1 | — | — | — |
| 32711 | Pottery, ceramics & plumbing fixture mfg | (C) | (D) | (D) | 2 | — | — | 1 | — | — | 1 | — | — | — |
| 3272 | Glass & glass product mfg | (C) | (D) | (D) | 4 | 1 | 1 | — | 1 | — | 1 | — | — | — |
| 32721 | Glass & glass product mfg | (C) | (D) | (D) | 4 | 1 | 1 | — | 1 | — | 1 | — | — | — |
| 3273 | Cement & concrete product mfg | 239 | 2 029 | 9 444 | 7 | 2 | 1 | — | 2 | 1 | 1 | — | — | — |
| 32733 | Concrete pipe, brick & block mfg | (C) | (D) | (D) | 2 | — | — | — | — | — | — | — | — | — |
| 32739 | Other concrete product mfg | 100 | 960 | 4 697 | 3 | 1 | — | — | 1 | — | — | — | — | — |
| 327390 | Other concrete product mfg | 100 | 960 | 4 697 | 3 | 1 | — | — | 1 | — | — | — | — | — |
| 3279 | Other nonmetallic mineral product mfg | (C) | (D) | (D) | 6 | 1 | 1 | 1 | 3 | — | — | — | — | — |
| 32799 | All other nonmetallic mineral product mfg | (C) | (D) | (D) | 6 | 1 | 1 | 1 | 3 | — | — | — | — | — |

See footnotes at end of table.

Table 6. Counties—Employees, Payroll, and Establishments by Industry: 2001—Con.

[Excludes most government employees, railroad employees, and self-employed persons. Size class 1 to 4 includes establishments with payroll, but no employees, during mid-March pay period. (D) denotes figures withheld to avoid disclosing data for individual companies; the data are included in broader industry totals. Detailed industries with 100 or more employees are shown if industry was not a (D). For explanation of terms, abbreviations, and data reliability/comparability, see introductory text]

| NAICS code | Industry | Number of employees for week including March 12 | Payroll (\$1,000) | | Total number of establishments | Number of establishments by employment-size class | | | | | | | | | |
|---------------------------------|--|---|-------------------|---------|--------------------------------|---|--------|----------|----------|----------|------------|------------|------------|---------------|--|
| | | | First quarter | Annual | | 1 to 4 | 5 to 9 | 10 to 19 | 20 to 49 | 50 to 99 | 100 to 249 | 250 to 499 | 500 to 999 | 1,000 or more | |
| MIDDLESEX—Con. | | | | | | | | | | | | | | | |
| 31-33 Manufacturing—Con. | | | | | | | | | | | | | | | |
| 331 | Primary metal mfg | 1 814 | 25 056 | 90 801 | 19 | 3 | — | 5 | 4 | 1 | 3 | 3 | — | — | |
| 3311 | Iron & steel mills & ferroalloy mfg | 710 | 11 933 | 39 679 | 6 | 2 | — | 1 | 1 | — | — | 2 | — | — | |
| 33111 | Iron & steel mills & ferroalloy mfg | 710 | 11 933 | 39 679 | 6 | 2 | — | 1 | 1 | — | — | 2 | — | — | |
| 331111 | Iron & steel mills | 710 | 11 933 | 39 679 | 6 | 2 | — | 1 | 1 | — | — | 2 | — | — | |
| 3314 | Nonferrous (exc alum) production & processing | 868 | 11 013 | 45 107 | 6 | — | — | 1 | 1 | 1 | 2 | 1 | — | — | |
| 33149 | Other nonferrous roll, draw, extruding, alloying | (F) | (D) | (D) | 4 | — | — | — | — | 1 | 2 | 1 | — | — | |
| 3315 | Foundries | 236 | 2 110 | 6 015 | 7 | 1 | — | 3 | 2 | — | 1 | — | — | — | |
| 33152 | Nonferrous metal foundries | 236 | 2 110 | 6 015 | 7 | 1 | — | 3 | 2 | — | 1 | — | — | — | |
| 332 | Fabricated metal product mfg | 4 141 | 37 554 | 150 831 | 125 | 42 | 27 | 16 | 21 | 6 | 11 | 1 | 1 | — | |
| 3321 | Forging & stamping | 343 | 2 832 | 11 106 | 10 | 1 | 2 | 1 | 4 | 1 | 1 | — | — | — | |
| 33211 | Forging & stamping | 343 | 2 832 | 11 106 | 10 | 1 | 2 | 1 | 4 | 1 | 1 | — | — | — | |
| 332114 | Custom roll forming | 135 | 1 271 | 5 658 | 3 | — | — | — | 2 | 1 | — | — | — | — | |
| 3323 | Architectural & structural metals mfg | 1 832 | 13 867 | 61 819 | 29 | 8 | 3 | 5 | 6 | 2 | 3 | 1 | 1 | — | |
| 33231 | Plate work & fabricated structural prod mfg | 454 | 4 064 | 16 919 | 11 | 3 | 1 | 4 | 1 | 1 | — | 1 | — | — | |
| 332312 | Fabricated structural metal mfg | 454 | 4 064 | 16 919 | 11 | 3 | 1 | 4 | 1 | 1 | — | 1 | — | — | |
| 33232 | Ornamental & architectural metal prod mfg | 1 378 | 9 803 | 44 900 | 18 | 5 | 2 | 1 | 5 | 1 | 3 | — | 1 | — | |
| 332321 | Metal window & door mfg | 729 | 3 590 | 17 256 | 4 | 2 | — | — | 1 | — | — | — | 1 | — | |
| 332322 | Sheet metal work mfg | 583 | 5 547 | 24 685 | 10 | 2 | — | 1 | 4 | — | 3 | — | — | — | |
| 3324 | Boiler, tank & shipping container mfg | 461 | 5 598 | 20 450 | 6 | — | 1 | — | 1 | 1 | 3 | — | — | — | |
| 33243 | Light gauge metal container mfg | (E) | (D) | (D) | 4 | — | — | — | — | 1 | 3 | — | — | — | |
| 3326 | Spring & wire product mfg | 439 | 3 932 | 15 448 | 6 | 1 | 1 | 2 | — | — | 2 | — | — | — | |
| 33261 | Spring & wire product mfg | 439 | 3 932 | 15 448 | 6 | 1 | 1 | 2 | — | — | 2 | — | — | — | |
| 332618 | Other fabricated wire product mfg | 439 | 3 932 | 15 448 | 6 | 1 | 1 | 2 | — | — | 2 | — | — | — | |
| 3327 | Mach shops, turn prod, screw, nut, bolt mfg | 349 | 3 933 | 12 971 | 51 | 26 | 17 | 3 | 5 | — | — | — | — | — | |
| 33271 | Machine shops | 320 | 3 638 | 12 098 | 46 | 25 | 13 | 3 | 5 | — | — | — | — | — | |
| 332710 | Machine shops | 320 | 3 638 | 12 098 | 46 | 25 | 13 | 3 | 5 | — | — | — | — | — | |
| 3328 | Coating, engrave, heat treating & oth activity | (C) | (D) | (D) | 8 | 2 | 1 | 3 | 1 | 1 | — | — | — | — | |
| 33281 | Coating, engrave, heat treating & oth activity | (C) | (D) | (D) | 8 | 2 | 1 | 3 | 1 | 1 | — | — | — | — | |
| 3329 | Other fabricated metal product mfg | 536 | 5 760 | 22 737 | 13 | 4 | 1 | 1 | 4 | 1 | 2 | — | — | — | |
| 33291 | Metal valve mfg | 244 | 2 571 | 11 628 | 4 | 1 | — | — | 1 | 1 | 1 | — | — | — | |
| 33299 | All other fabricated metal product mfg | 292 | 3 189 | 11 109 | 9 | 3 | 1 | 1 | 3 | — | 1 | — | — | — | |
| 332999 | All other misc fabricated metal product mfg | 221 | 2 352 | 8 151 | 3 | — | — | — | 2 | — | 1 | — | — | — | |
| 333 | Machinery mfg | 3 145 | 22 100 | 67 257 | 48 | 17 | 12 | 9 | 7 | 2 | — | — | — | 1 | |
| 3332 | Industrial machinery mfg | 149 | 1 784 | 7 638 | 8 | 3 | 1 | 1 | 3 | — | — | — | — | — | |
| 33329 | Other industrial machinery mfg | (C) | (D) | (D) | 7 | 2 | 1 | 1 | 3 | — | — | — | — | — | |
| 3334 | HVAC & commercial refrigeration equipment mfg | (H) | (D) | (D) | 6 | 2 | 1 | — | 2 | — | — | — | — | 1 | |
| 33341 | HVAC & commercial refrigeration equipment mfg | (H) | (D) | (D) | 6 | 2 | 1 | — | 2 | — | — | — | — | 1 | |
| 3335 | Metalworking machinery mfg | 107 | 1 289 | 5 063 | 14 | 5 | 4 | 5 | — | — | — | — | — | — | |
| 33351 | Metalworking machinery mfg | 107 | 1 289 | 5 063 | 14 | 5 | 4 | 5 | — | — | — | — | — | — | |
| 3339 | Other general purpose machinery mfg | 273 | 3 520 | 13 363 | 18 | 7 | 5 | 3 | 1 | 2 | — | — | — | — | |
| 33399 | All other general purpose machinery mfg | 179 | 2 360 | 9 447 | 12 | 3 | 5 | 2 | 1 | 1 | — | — | — | — | |
| 334 | Computer & electronic product mfg | 2 924 | 39 805 | 147 843 | 56 | 16 | 9 | 9 | 8 | 5 | 7 | 2 | — | — | |
| 3341 | Computer & peripheral equipment mfg | 186 | 2 753 | 12 113 | 14 | 6 | 2 | 3 | 1 | 2 | — | — | — | — | |
| 33411 | Computer & peripheral equipment mfg | 186 | 2 753 | 12 113 | 14 | 6 | 2 | 3 | 1 | 2 | — | — | — | — | |
| 3342 | Communications equipment mfg | (F) | (D) | (D) | 4 | — | — | 1 | 1 | — | 1 | 1 | — | — | |
| 33422 | Radio, TV broadcast & wireless comm equip mfg | 737 | 8 677 | 37 162 | 3 | — | — | — | 1 | — | 1 | 1 | — | — | |
| 334220 | Radio, TV broadcast & wireless comm equip mfg | 737 | 8 677 | 37 162 | 3 | — | — | — | 1 | — | 1 | 1 | — | — | |
| 3344 | Semiconductor & oth electronic component mfg | 1 095 | 13 272 | 53 242 | 18 | 2 | 3 | 3 | 4 | 2 | 4 | — | — | — | |
| 33441 | Semiconductor & oth electronic component mfg | 1 095 | 13 272 | 53 242 | 18 | 2 | 3 | 3 | 4 | 2 | 4 | — | — | — | |
| 334413 | Semiconductor & related device mfg | 108 | 1 194 | 5 721 | 3 | 1 | — | 1 | — | 1 | — | — | — | — | |
| 334419 | Other electronic component mfg | 715 | 8 822 | 36 328 | 7 | — | 1 | 1 | 1 | 1 | 3 | — | — | — | |
| 3345 | Nav, measuring, medical, control instruments mfg | 843 | 14 632 | 43 114 | 14 | 5 | 3 | 1 | 1 | 1 | 2 | 1 | — | — | |
| 33451 | Nav, measuring, medical, control instruments mfg | 843 | 14 632 | 43 114 | 14 | 5 | 3 | 1 | 1 | 1 | 2 | 1 | — | — | |
| 334516 | Analytical laboratory instrument mfg | 243 | 3 347 | 13 925 | 4 | 1 | — | 1 | 1 | — | 1 | — | — | — | |
| 335 | Electrical equip, appliance & component mfg | 1 231 | 13 903 | 56 181 | 24 | 3 | 6 | 3 | 6 | 4 | 1 | 1 | — | — | |
| 3351 | Electric lighting equipment mfg | 196 | 1 410 | 5 925 | 5 | — | 1 | — | 3 | 1 | — | — | — | — | |
| 33512 | Lighting fixture mfg | 196 | 1 410 | 5 925 | 5 | — | 1 | — | 3 | 1 | — | — | — | — | |
| 3353 | Electrical equipment mfg | 211 | 1 989 | 7 165 | 11 | 2 | 4 | 3 | — | 2 | — | — | — | — | |
| 33531 | Electrical equipment mfg | 211 | 1 989 | 7 165 | 11 | 2 | 4 | 3 | — | 2 | — | — | — | — | |
| 335314 | Relay & industrial control mfg | 110 | 1 173 | 4 519 | 6 | 1 | 2 | 2 | — | 1 | — | — | — | — | |
| 3359 | Other electrical equipment & component mfg | 824 | 10 504 | 43 091 | 8 | 1 | 1 | — | 3 | 1 | 1 | 1 | — | — | |
| 33591 | Battery mfg | (E) | (D) | (D) | 1 | — | — | — | — | — | — | 1 | — | — | |
| 33599 | All oth electrical equipment & component mfg | 289 | 3 125 | 13 126 | 4 | 1 | — | — | 2 | — | 1 | — | — | — | |
| 335999 | All oth misc electrical equip & component mfg | 289 | 3 125 | 13 126 | 4 | 1 | — | — | 2 | — | 1 | — | — | — | |
| 336 | Transportation equipment mfg | 2 013 | 30 117 | 125 091 | 20 | 10 | 2 | 2 | 3 | — | 1 | 1 | — | 1 | |
| 3361 | Motor vehicle mfg | (G) | (D) | (D) | 1 | — | — | — | — | — | — | — | — | 1 | |
| 33611 | Automobile & light duty motor vehicle mfg | (G) | (D) | (D) | 1 | — | — | — | — | — | — | — | — | 1 | |
| 3363 | Motor vehicle parts mfg | (E) | (D) | (D) | 14 | 8 | 2 | 1 | 1 | — | 1 | 1 | — | — | |
| 33631 | Motor vehicle gas engine & engine parts mfg | (C) | (D) | (D) | 4 | 2 | 1 | — | — | — | 1 | — | — | — | |
| 33636 | Motor vehicle seating & interior trim mfg | (E) | (D) | (D) | 1 | — | — | — | — | — | — | 1 | — | — | |

See footnotes at end of table.

Table 6. Counties—Employees, Payroll, and Establishments by Industry: 2001—Con.

[Excludes most government employees, railroad employees, and self-employed persons. Size class 1 to 4 includes establishments with payroll, but no employees, during mid-March pay period. (D) denotes figures withheld to avoid disclosing data for individual companies; the data are included in broader industry totals. Detailed industries with 100 or more employees are shown if industry was not a (D). For explanation of terms, abbreviations, and data reliability/comparability, see introductory text]

| NAICS code | Industry | Number of employees for week including March 12 | Payroll (\$1,000) | | Total number of establishments | Number of establishments by employment-size class | | | | | | | | | | | | | | | | | | | | | |
|---------------------------------|--|---|-------------------|------------------|--------------------------------|---|------------|------------|------------|-----------|------------|------------|------------|---------------|---|---|--|--|--|--|--|--|--|--|--|--|--|
| | | | First quarter | Annual | | 1 to 4 | 5 to 9 | 10 to 19 | 20 to 49 | 50 to 99 | 100 to 249 | 250 to 499 | 500 to 999 | 1,000 or more | | | | | | | | | | | | | |
| MIDDLESEX—Con. | | | | | | | | | | | | | | | | | | | | | | | | | | | |
| 31-33 Manufacturing—Con. | | | | | | | | | | | | | | | | | | | | | | | | | | | |
| 337 | Furniture & related product mfg | 1 297 | 10 313 | 42 144 | 45 | 19 | 6 | 7 | 9 | 1 | 2 | 1 | — | — | — | — | | | | | | | | | | | |
| 3371 | HH & institutional furniture & kitchen cabinet mfg | 294 | 1 889 | 8 098 | 30 | 15 | 6 | 5 | 3 | 1 | — | — | — | — | — | — | | | | | | | | | | | |
| 33711 | Wood kitchen cabinet & countertop mfg | 187 | 1 249 | 4 953 | 16 | 6 | 5 | 3 | 1 | 1 | — | — | — | — | — | — | | | | | | | | | | | |
| 337110 | Wood kitchen cabinet & countertop mfg | 187 | 1 249 | 4 953 | 16 | 6 | 5 | 3 | 1 | 1 | — | — | — | — | — | — | | | | | | | | | | | |
| 33712 | Household & institutional furniture mfg | 107 | 640 | 3 145 | 14 | 9 | 1 | 2 | 2 | — | — | — | — | — | — | — | | | | | | | | | | | |
| 3372 | Office furniture (including fixtures) mfg | 361 | 4 097 | 17 647 | 9 | 2 | — | 1 | 5 | — | 1 | — | — | — | — | — | | | | | | | | | | | |
| 33721 | Office furniture (including fixtures) mfg | 361 | 4 097 | 17 647 | 9 | 2 | — | 1 | 5 | — | 1 | — | — | — | — | — | | | | | | | | | | | |
| 337212 | Custom architectural woodwork & millwork mfg | 245 | 3 057 | 13 063 | 4 | — | — | 1 | 2 | — | 1 | — | — | — | — | — | | | | | | | | | | | |
| 337215 | Showcase, partition, shelving & locker mfg | 116 | 1 040 | 4 584 | 5 | 2 | — | — | 3 | — | — | — | — | — | — | — | | | | | | | | | | | |
| 3379 | Other furniture related product mfg | 642 | 4 327 | 16 399 | 6 | 2 | — | 1 | 1 | — | 1 | 1 | — | — | — | — | | | | | | | | | | | |
| 33791 | Mattress mfg | (C) | (D) | (D) | 3 | 1 | — | 1 | — | — | 1 | — | — | — | — | — | | | | | | | | | | | |
| 33792 | Blind & shade mfg | (E) | (D) | (D) | 3 | 1 | — | — | 1 | — | — | 1 | — | — | — | — | | | | | | | | | | | |
| 339 | Miscellaneous mfg | 3 215 | 32 520 | 137 190 | 83 | 32 | 17 | 13 | 10 | 2 | 4 | 4 | 1 | — | — | — | | | | | | | | | | | |
| 3391 | Medical equipment & supplies mfg | 1 708 | 19 667 | 79 374 | 39 | 20 | 5 | 3 | 7 | — | 1 | 2 | 1 | — | — | — | | | | | | | | | | | |
| 33911 | Medical equipment & supplies mfg | 1 708 | 19 667 | 79 374 | 39 | 20 | 5 | 3 | 7 | — | 1 | 2 | 1 | — | — | — | | | | | | | | | | | |
| 339113 | Surgical appliance & supplies mfg | 771 | 8 538 | 35 397 | 6 | 1 | — | — | 2 | 1 | — | 1 | — | — | — | — | | | | | | | | | | | |
| 3399 | Other miscellaneous mfg | 1 507 | 12 853 | 57 816 | 44 | 12 | 12 | 10 | 3 | 2 | 3 | 2 | — | — | — | — | | | | | | | | | | | |
| 33993 | Doll, toy & game mfg | (E) | (D) | (D) | 5 | — | — | — | — | — | — | — | — | — | — | — | | | | | | | | | | | |
| 33994 | Office supplies (exc paper) mfg | (C) | (D) | (D) | 3 | — | 1 | 1 | — | — | 1 | — | — | — | — | — | | | | | | | | | | | |
| 33995 | Sign mfg | 474 | 5 519 | 22 946 | 16 | 6 | 4 | 2 | 1 | 1 | 2 | — | — | — | — | — | | | | | | | | | | | |
| 339950 | Sign mfg | 474 | 5 519 | 22 946 | 16 | 6 | 4 | 2 | 1 | 1 | 2 | — | — | — | — | — | | | | | | | | | | | |
| 33999 | All other misc mfg | 424 | 2 111 | 8 292 | 12 | 3 | 2 | 5 | 1 | — | — | 1 | — | — | — | — | | | | | | | | | | | |
| 339999 | All other miscellaneous mfg | 372 | 1 867 | 7 185 | 6 | 1 | 1 | 2 | 1 | — | — | 1 | — | — | — | — | | | | | | | | | | | |
| 42 | Wholesale trade | 42 344 | 561 106 | 2 310 730 | 1 778 | 889 | 267 | 221 | 240 | 92 | 51 | 9 | 7 | 2 | | | | | | | | | | | | | |
| 421 | Wholesale trade, durable goods | 20 957 | 273 573 | 1 125 081 | 1 133 | 556 | 182 | 159 | 149 | 54 | 24 | 5 | 3 | 1 | | | | | | | | | | | | | |
| 4211 | Motor vehicle, motor vehicle pt & supply whsle | 1 381 | 14 831 | 65 240 | 96 | 45 | 16 | 11 | 16 | 7 | 1 | — | — | — | — | — | | | | | | | | | | | |
| 42111 | Automobile & other motor vehicle whsle | 229 | 2 651 | 13 988 | 22 | 12 | 3 | 2 | 5 | — | — | — | — | — | — | — | | | | | | | | | | | |
| 421110 | Automobile & other motor vehicle whsle | 229 | 2 651 | 13 988 | 22 | 12 | 3 | 2 | 5 | — | — | — | — | — | — | — | | | | | | | | | | | |
| 42112 | Motor vehicle supplies & new parts whsle | 884 | 9 934 | 40 423 | 50 | 20 | 11 | 6 | 6 | 6 | 1 | — | — | — | — | — | | | | | | | | | | | |
| 421120 | Motor vehicle supplies & new parts whsle | 884 | 9 934 | 40 423 | 50 | 20 | 11 | 6 | 6 | 6 | 1 | — | — | — | — | — | | | | | | | | | | | |
| 42113 | Tire & tube whsle | 168 | 1 423 | 6 259 | 10 | 5 | — | 1 | 3 | 1 | — | — | — | — | — | — | | | | | | | | | | | |
| 421130 | Tire & tube whsle | 168 | 1 423 | 6 259 | 10 | 5 | — | 1 | 3 | 1 | — | — | — | — | — | — | | | | | | | | | | | |
| 42114 | Motor vehicle parts (used) whsle | 100 | 823 | 4 570 | 14 | 8 | 2 | 2 | 2 | — | — | — | — | — | — | — | | | | | | | | | | | |
| 421140 | Motor vehicle parts (used) whsle | 100 | 823 | 4 570 | 14 | 8 | 2 | 2 | 2 | — | — | — | — | — | — | — | | | | | | | | | | | |
| 4212 | Furniture & home furnishing whsle | 1 435 | 16 692 | 80 239 | 69 | 36 | 9 | 9 | 6 | 6 | 2 | 1 | — | — | — | — | | | | | | | | | | | |
| 42121 | Furniture whsle | 299 | 3 293 | 12 618 | 25 | 13 | 4 | 3 | 4 | 1 | — | — | — | — | — | — | | | | | | | | | | | |
| 421210 | Furniture whsle | 299 | 3 293 | 12 618 | 25 | 13 | 4 | 3 | 4 | 1 | — | — | — | — | — | — | | | | | | | | | | | |
| 42122 | Home furnishing whsle | 1 136 | 13 399 | 67 621 | 44 | 23 | 5 | 6 | 2 | 5 | 2 | 1 | — | — | — | — | | | | | | | | | | | |
| 421220 | Home furnishing whsle | 1 136 | 13 399 | 67 621 | 44 | 23 | 5 | 6 | 2 | 5 | 2 | 1 | — | — | — | — | | | | | | | | | | | |
| 4213 | Lumber & other construction materials whsle | 610 | 6 895 | 28 947 | 45 | 20 | 6 | 8 | 9 | 2 | — | — | — | — | — | — | | | | | | | | | | | |
| 42131 | Lumber, plywood, millwork & wood panel whsle | 282 | 2 820 | 10 415 | 17 | 9 | — | 3 | 3 | 2 | — | — | — | — | — | — | | | | | | | | | | | |
| 421310 | Lumber, plywood, millwork & wood panel whsle | 282 | 2 820 | 10 415 | 17 | 9 | — | 3 | 3 | 2 | — | — | — | — | — | — | | | | | | | | | | | |
| 42132 | Brick & related construction material whsle | 118 | 1 870 | 8 341 | 15 | 7 | 3 | 4 | 1 | — | — | — | — | — | — | — | | | | | | | | | | | |
| 421320 | Brick & related construction material whsle | 118 | 1 870 | 8 341 | 15 | 7 | 3 | 4 | 1 | — | — | — | — | — | — | — | | | | | | | | | | | |
| 42139 | Other construction material whsle | 123 | 1 362 | 5 573 | 7 | 1 | 3 | — | 3 | — | — | — | — | — | — | — | | | | | | | | | | | |
| 421390 | Other construction material whsle | 123 | 1 362 | 5 573 | 7 | 1 | 3 | — | 3 | — | — | — | — | — | — | — | | | | | | | | | | | |
| 4214 | Professional & commercial equip & supp whsle | 5 778 | 95 979 | 378 762 | 228 | 108 | 27 | 31 | 35 | 14 | 10 | 2 | 1 | — | — | — | | | | | | | | | | | |
| 42141 | Photographic equipment & supplies whsle | 192 | 3 821 | 15 939 | 7 | 3 | — | — | 2 | 2 | — | — | — | — | — | — | | | | | | | | | | | |
| 421410 | Photographic equipment & supplies whsle | 192 | 3 821 | 15 939 | 7 | 3 | — | — | 2 | 2 | — | — | — | — | — | — | | | | | | | | | | | |
| 42142 | Office equipment whsle | 849 | 10 583 | 40 258 | 20 | 6 | 4 | 1 | 5 | 2 | 1 | 1 | — | — | — | — | | | | | | | | | | | |
| 421420 | Office equipment whsle | 849 | 10 583 | 40 258 | 20 | 6 | 4 | 1 | 5 | 2 | 1 | 1 | — | — | — | — | | | | | | | | | | | |
| 42143 | Computer & peripheral equip & software whsle | 2 883 | 55 963 | 210 575 | 122 | 63 | 10 | 20 | 17 | 7 | 4 | — | 1 | — | — | — | | | | | | | | | | | |
| 421430 | Computer & peripheral equip & software whsle | 2 883 | 55 963 | 210 575 | 122 | 63 | 10 | 20 | 17 | 7 | 4 | — | 1 | — | — | — | | | | | | | | | | | |
| 42144 | Other commercial equipment whsle | 516 | 4 871 | 20 532 | 20 | 8 | 4 | 3 | 3 | — | 2 | — | — | — | — | — | | | | | | | | | | | |
| 421440 | Other commercial equipment whsle | 516 | 4 871 | 20 532 | 20 | 8 | 4 | 3 | 3 | — | 2 | — | — | — | — | — | | | | | | | | | | | |
| 42145 | Medical, dental, hospital equip & supp whsle | 983 | 15 702 | 69 468 | 35 | 18 | 6 | 3 | 2 | 3 | 2 | 1 | — | — | — | — | | | | | | | | | | | |
| 421450 | Medical, dental, hospital equip & supp whsle | 983 | 15 702 | 69 468 | 35 | 18 | 6 | 3 | 2 | 3 | 2 | 1 | — | — | — | — | | | | | | | | | | | |
| 42149 | Oth professional equipment & supplies whsle | 315 | 4 523 | 19 972 | 18 | 7 | 3 | 1 | 6 | — | 1 | — | — | — | — | — | | | | | | | | | | | |
| 421490 | Oth professional equipment & supplies whsle | 315 | 4 523 | 19 972 | 18 | 7 | 3 | 1 | 6 | — | 1 | — | — | — | — | — | | | | | | | | | | | |
| 4215 | Metal & mineral (except petroleum) whsle | 768 | 8 854 | 34 731 | 55 | 20 | 11 | 7 | 15 | 2 | — | — | — | — | — | — | | | | | | | | | | | |
| 42151 | Metal service centers & offices whsle | (F) | (D) | (D) | 53 | 19 | 10 | 7 | 15 | 2 | — | — | — | — | — | — | | | | | | | | | | | |
| 4216 | Electrical goods whsle | 2 738 | 41 600 | 165 505 | 163 | 66 | 30 | 31 | 25 | 6 | 4 | 1 | — | — | — | — | | | | | | | | | | | |
| 42161 | Elec equip, wiring supp, const material whsle | 726 | 9 542 | 36 510 | 53 | 19 | 11 | 12 | 8 | 3 | — | — | — | — | — | — | | | | | | | | | | | |
| 421610 | Elec equip, wiring supp, const material whsle | 726 | 9 542 | 36 510 | 53 | 19 | 11 | 12 | 8 | 3 | — | — | — | — | — | — | | | | | | | | | | | |
| 42162 | Electric appliance, TV, radio set whsle | 383 | 4 289 | 22 682 | 21 | 8 | 7 | 2 | 2 | 1 | 1 | — | — | — | — | — | | | | | | | | | | | |
| 421620 | Electric appliance, TV, radio set whsle | 383 | 4 289 | 22 682 | 21 | 8 | 7 | 2 | 2 | 1 | 1 | — | — | — | — | — | | | | | | | | | | | |
| 42169 | Other electronic parts & equipment whsle | 1 629 | 27 769 | 106 313 | 89 | 39 | 12 | 17 | 15 | 2 | 3 | 1 | — | — | — | — | | | | | | | | | | | |
| 421690 | Other electronic parts & equipment whsle | 1 629 | 27 769 | 106 313 | 89 | 39 | 12 | 17 | 15 | 2 | 3 | 1 | — | — | — | — | | | | | | | | | | | |
| 4217 | Hardware, plumb & heating equip & sup whsle | 1 058 | 13 477 | 54 486 | 78 | 34 | 19 | 9 | 10 | 6 | — | — | — | — | — | — | | | | | | | | | | | |
| 42171 | Hardware whsle | 582 | 7 077 | 27 730 | 38 | 15 | 9 | 4 | 6 | 4 | — | — | — | — | — | — | | | | | | | | | | | |
| 421710 | Hardware whsle | 582 | 7 077 | 27 730 | 38 | 15 | 9 | 4 | 6 | 4 | — | — | — | — | — | — | | | | | | | | | | | |
| 42172 | Plumbing & heating equipment & supplies whsle | (C) | (D) | (D) | 16 | 9 | 4 | — | 2 | 1 | — | — | — | — | — | — | | | | | | | | | | | |
| 42173 | Warm air heating & AC equip & supplies whsle | 261 | 4 389 | 19 429 | 22 | 8 | 6 | 5 | 2 | 1 | — | — | — | — | — | — | | | | | | | | | | | |
| 421730 | Warm air heating & AC equip & supplies whsle | 261 | 4 389 | 19 429 | 22 | 8 | 6 | 5 | 2 | 1 | — | — | — | — | — | — | | | | | | | | | | | |

See footnotes at end of table.

Table 6. Counties—Employees, Payroll, and Establishments by Industry: 2001—Con.

[Excludes most government employees, railroad employees, and self-employed persons. Size class 1 to 4 includes establishments with payroll, but no employees, during mid-March pay period. (D) denotes figures withheld to avoid disclosing data for individual companies; the data are included in broader industry totals. Detailed industries with 100 or more employees are shown if industry was not a (D). For explanation of terms, abbreviations, and data reliability/comparability, see introductory text]

| NAICS code | Industry | Number of employees for week including March 12 | Payroll (\$1,000) | | Total number of establishments | Number of establishments by employment-size class | | | | | | | | | | | | | | | | | | | | | |
|-----------------------|---|---|-------------------|---------|--------------------------------|---|--------|----------|----------|----------|------------|------------|------------|---------------|---------|-----------|-----|-----|----|----|----|----|----|---|---|---|---|
| | | | First quarter | Annual | | 1 to 4 | 5 to 9 | 10 to 19 | 20 to 49 | 50 to 99 | 100 to 249 | 250 to 499 | 500 to 999 | 1,000 or more | | | | | | | | | | | | | |
| MIDDLESEX—Con. | | | | | | | | | | | | | | | | | | | | | | | | | | | |
| 42 | Wholesale trade—Con. | | | | | | | | | | | | | | | | | | | | | | | | | | |
| 421 | Wholesale trade, durable goods—Con. | | | | | | | | | | | | | | | | | | | | | | | | | | |
| 4218 | Machinery, equipment & supplies whsle | 3 954 | 47 804 | 209 736 | 225 | 115 | 40 | 33 | 23 | 6 | 6 | 1 | 1 | — | — | — | — | | | | | | | | | | |
| 42181 | Const & mining (exc petroleum) equip whsle | 679 | 10 929 | 42 981 | 13 | 7 | 2 | — | — | 2 | 1 | 1 | — | — | — | — | — | | | | | | | | | | |
| 421810 | Const & mining (exc petroleum) equip whsle | 679 | 10 929 | 42 981 | 13 | 7 | 2 | — | — | 2 | 1 | 1 | — | — | — | — | — | | | | | | | | | | |
| 42182 | Farm & garden machinery & equipment whsle | 197 | 900 | 5 209 | 10 | 7 | — | 2 | — | — | 1 | — | — | — | — | — | — | | | | | | | | | | |
| 421820 | Farm & garden machinery & equipment whsle | 197 | 900 | 5 209 | 10 | 7 | — | 2 | — | — | 1 | — | — | — | — | — | — | | | | | | | | | | |
| 42183 | Industrial machinery & equipment whsle | 2 198 | 25 458 | 117 058 | 116 | 60 | 19 | 20 | 10 | 2 | 4 | — | 1 | — | — | — | — | | | | | | | | | | |
| 421830 | Industrial machinery & equipment whsle | 2 198 | 25 458 | 117 058 | 116 | 60 | 19 | 20 | 10 | 2 | 4 | — | 1 | — | — | — | — | | | | | | | | | | |
| 42184 | Industrial supplies whsle | 661 | 8 087 | 34 981 | 59 | 27 | 13 | 7 | 10 | 2 | — | — | — | — | — | — | — | | | | | | | | | | |
| 421840 | Industrial supplies whsle | 661 | 8 087 | 34 981 | 59 | 27 | 13 | 7 | 10 | 2 | — | — | — | — | — | — | — | | | | | | | | | | |
| 42185 | Service establishment equip & supplies whsle | 130 | 1 329 | 5 434 | 19 | 10 | 5 | 2 | 2 | — | — | — | — | — | — | — | — | | | | | | | | | | |
| 421850 | Service establishment equip & supplies whsle | 130 | 1 329 | 5 434 | 19 | 10 | 5 | 2 | 2 | — | — | — | — | — | — | — | — | | | | | | | | | | |
| 4219 | Miscellaneous durable goods whsle | 3 235 | 27 441 | 107 435 | 174 | 112 | 24 | 20 | 10 | 5 | 1 | — | 1 | — | 1 | 1 | — | | | | | | | | | | |
| 42191 | Sporting & recreational goods & supply whsle | 161 | 1 652 | 7 094 | 22 | 13 | 2 | 5 | 2 | — | — | — | — | — | — | — | — | | | | | | | | | | |
| 421910 | Sporting & recreational goods & supply whsle | 161 | 1 652 | 7 094 | 22 | 13 | 2 | 5 | 2 | — | — | — | — | — | — | — | — | | | | | | | | | | |
| 42192 | Toy & hobby goods & supplies whsle | 1 649 | 12 210 | 46 429 | 23 | 11 | 3 | 4 | 2 | 1 | 1 | — | — | — | — | — | 1 | | | | | | | | | | |
| 421920 | Toy & hobby goods & supplies whsle | 1 649 | 12 210 | 46 429 | 23 | 11 | 3 | 4 | 2 | 1 | 1 | — | — | — | — | — | 1 | | | | | | | | | | |
| 42193 | Recyclable material whsle | 511 | 4 648 | 21 888 | 32 | 11 | 7 | 8 | 3 | 3 | — | — | — | — | — | — | — | | | | | | | | | | |
| 421930 | Recyclable material whsle | 511 | 4 648 | 21 888 | 32 | 11 | 7 | 8 | 3 | 3 | — | — | — | — | — | — | — | | | | | | | | | | |
| 42199 | Other miscellaneous durable goods whsle | 820 | 8 207 | 29 071 | 67 | 55 | 5 | 2 | 3 | 1 | — | — | — | 1 | — | — | — | | | | | | | | | | |
| 421990 | Other miscellaneous durable goods whsle | 820 | 8 207 | 29 071 | 67 | 55 | 5 | 2 | 3 | 1 | — | — | — | 1 | — | — | — | | | | | | | | | | |
| 422 | Wholesale trade, nondurable goods | | | | | | | | | | | | | 21 387 | 287 533 | 1 185 649 | 645 | 333 | 85 | 62 | 91 | 38 | 27 | 4 | 4 | 1 | |
| 4221 | Paper & paper product whsle | | | | | | | | | | | | | 1 858 | 22 334 | 90 141 | 68 | 25 | 14 | 4 | 13 | 7 | 4 | 1 | — | — | — |
| 42211 | Printing & writing paper whsle | 173 | 1 845 | 8 196 | 9 | 2 | — | — | — | 1 | — | — | — | — | — | — | — | | | | | | | | | | |
| 422110 | Printing & writing paper whsle | 173 | 1 845 | 8 196 | 9 | 2 | — | — | — | 1 | — | — | — | — | — | — | — | | | | | | | | | | |
| 42212 | Stationery & office supplies whsle | 781 | 8 671 | 33 293 | 32 | 15 | 4 | 3 | 6 | 2 | 1 | 1 | — | — | — | — | — | | | | | | | | | | |
| 422120 | Stationery & office supplies whsle | 781 | 8 671 | 33 293 | 32 | 15 | 4 | 3 | 6 | 2 | 1 | 1 | — | — | — | — | — | | | | | | | | | | |
| 42213 | Industrial & personal service paper whsle | 904 | 11 818 | 48 652 | 27 | 8 | 6 | 1 | 5 | 4 | 3 | — | — | — | — | — | — | | | | | | | | | | |
| 422130 | Industrial & personal service paper whsle | 904 | 11 818 | 48 652 | 27 | 8 | 6 | 1 | 5 | 4 | 3 | — | — | — | — | — | — | | | | | | | | | | |
| 4222 | Drugs & druggists' sundries whsle | | | | | | | | | | | | | 8 957 | 132 403 | 572 566 | 64 | 26 | 8 | 7 | 10 | 6 | 3 | — | 3 | 1 | |
| 42221 | Drugs & druggists' sundries whsle | 8 957 | 132 403 | 572 566 | 64 | 26 | 8 | 7 | 10 | 6 | 3 | — | 3 | — | 3 | 1 | — | | | | | | | | | | |
| 422210 | Drugs & druggists' sundries whsle | 8 957 | 132 403 | 572 566 | 64 | 26 | 8 | 7 | 10 | 6 | 3 | — | 3 | — | 3 | 1 | — | | | | | | | | | | |
| 4223 | Apparel, piece goods & notions whsle | | | | | | | | | | | | | 2 164 | 37 131 | 133 200 | 93 | 51 | 13 | 6 | 14 | 4 | 3 | 2 | — | — | |
| 42231 | Piece goods, notions & other dry goods whsle | 124 | 1 326 | 6 477 | 24 | 17 | 4 | 1 | 2 | — | — | — | — | — | — | — | — | | | | | | | | | | |
| 422310 | Piece goods, notions & other dry goods whsle | 124 | 1 326 | 6 477 | 24 | 17 | 4 | 1 | 2 | — | — | — | — | — | — | — | — | | | | | | | | | | |
| 42232 | Men's & boys' clothing & furnishings whsle | 689 | 20 052 | 55 525 | 19 | 9 | 4 | — | 3 | 2 | — | 1 | — | — | — | — | — | | | | | | | | | | |
| 422320 | Men's & boys' clothing & furnishings whsle | 689 | 20 052 | 55 525 | 19 | 9 | 4 | — | 3 | 2 | — | 1 | — | — | — | — | — | | | | | | | | | | |
| 42233 | Women's, children's, infants' clothing whsle | 1 125 | 13 058 | 59 288 | 41 | 23 | 2 | 4 | 7 | 2 | 2 | 1 | — | — | — | — | — | | | | | | | | | | |
| 422330 | Women's, children's, infants' clothing whsle | 1 125 | 13 058 | 59 288 | 41 | 23 | 2 | 4 | 7 | 2 | 2 | 1 | — | — | — | — | — | | | | | | | | | | |
| 42234 | Footwear whsle | 226 | 2 695 | 11 910 | 9 | 2 | 3 | 1 | 2 | — | 1 | — | — | — | — | — | — | | | | | | | | | | |
| 422340 | Footwear whsle | 226 | 2 695 | 11 910 | 9 | 2 | 3 | 1 | 2 | — | 1 | — | — | — | — | — | — | | | | | | | | | | |
| 4224 | Grocery & related product whsle | | | | | | | | | | | | | 4 677 | 51 498 | 208 905 | 156 | 81 | 22 | 14 | 17 | 9 | 11 | 1 | 1 | | |
| 42241 | General line grocery whsle | 859 | 7 914 | 30 989 | 16 | 3 | 2 | 4 | 3 | 2 | 1 | 1 | — | — | — | — | — | | | | | | | | | | |
| 422410 | General line grocery whsle | 859 | 7 914 | 30 989 | 16 | 3 | 2 | 4 | 3 | 2 | 1 | 1 | — | — | — | — | — | | | | | | | | | | |
| 42243 | Dairy product (exc dried or canned) whsle | 719 | 7 966 | 33 543 | 10 | 5 | — | — | — | 1 | 4 | — | — | — | — | — | — | | | | | | | | | | |
| 422430 | Dairy product (exc dried or canned) whsle | 719 | 7 966 | 33 543 | 10 | 5 | — | — | — | 1 | 4 | — | — | — | — | — | — | | | | | | | | | | |
| 42247 | Meat & meat product whsle | 324 | 6 098 | 25 609 | 13 | 6 | 1 | 3 | 2 | — | 1 | — | — | — | — | — | — | | | | | | | | | | |
| 422470 | Meat & meat product whsle | 324 | 6 098 | 25 609 | 13 | 6 | 1 | 3 | 2 | — | 1 | — | — | — | — | — | — | | | | | | | | | | |
| 42248 | Fresh fruit & vegetable whsle | 111 | 738 | 3 384 | 16 | 10 | 4 | 1 | — | 1 | — | — | — | — | — | — | — | | | | | | | | | | |
| 422480 | Fresh fruit & vegetable whsle | 111 | 738 | 3 384 | 16 | 10 | 4 | 1 | — | 1 | — | — | — | — | — | — | — | | | | | | | | | | |
| 42249 | Other grocery & related products whsle | 2 477 | 26 010 | 103 883 | 69 | 36 | 8 | 5 | 9 | 5 | 5 | — | 1 | — | — | — | — | | | | | | | | | | |
| 422490 | Other grocery & related products whsle | 2 477 | 26 010 | 103 883 | 69 | 36 | 8 | 5 | 9 | 5 | 5 | — | 1 | — | — | — | — | | | | | | | | | | |
| 4226 | Chemical & allied products whsle | | | | | | | | | | | | | 1 137 | 14 583 | 64 242 | 99 | 57 | 12 | 13 | 14 | 2 | 1 | — | — | | |
| 42261 | Plastics materials & basic forms, shapes whsle | 301 | 3 572 | 16 839 | 27 | 17 | 2 | 4 | 3 | 1 | — | — | — | — | — | — | — | | | | | | | | | | |
| 422610 | Plastics materials & basic forms, shapes whsle | 301 | 3 572 | 16 839 | 27 | 17 | 2 | 4 | 3 | 1 | — | — | — | — | — | — | — | | | | | | | | | | |
| 42269 | Other chemical & allied products whsle | 836 | 11 011 | 47 403 | 72 | 40 | 10 | 9 | 11 | 1 | 1 | — | — | — | — | — | — | | | | | | | | | | |
| 422690 | Other chemical & allied products whsle | 836 | 11 011 | 47 403 | 72 | 40 | 10 | 9 | 11 | 1 | 1 | — | — | — | — | — | — | | | | | | | | | | |
| 4227 | Petroleum & petroleum products whsle | | | | | | | | | | | | | (E) | (D) | (D) | 18 | 5 | 2 | 5 | 5 | 1 | — | — | — | | |
| 42271 | Petroleum bulk stations & terminals | 273 | 4 150 | 16 144 | 14 | 3 | 2 | 3 | 5 | 1 | — | — | — | — | — | — | — | | | | | | | | | | |
| 422710 | Petroleum bulk stations & terminals | 273 | 4 150 | 16 144 | 14 | 3 | 2 | 3 | 5 | 1 | — | — | — | — | — | — | — | | | | | | | | | | |
| 4228 | Beer, wine, distilled alcoholic beverage whsle | | | | | | | | | | | | | (C) | (D) | (D) | 3 | 2 | — | — | — | — | 1 | — | — | | |
| 42281 | Beer & ale whsle | (C) | (D) | (D) | 2 | 1 | — | — | — | — | — | — | — | — | — | — | — | | | | | | | | | | |
| 4229 | Miscellaneous nondurable goods whsle | | | | | | | | | | | | | 2 138 | 22 836 | 91 778 | 139 | 81 | 14 | 13 | 18 | 9 | 4 | — | — | | |
| 42291 | Farm supplies whsle | 183 | 2 694 | 10 251 | 14 | 7 | 3 | 2 | 1 | 1 | — | — | — | — | — | — | — | | | | | | | | | | |
| 422910 | Farm supplies whsle | 183 | 2 694 | 10 251 | 14 | 7 | 3 | 2 | 1 | 1 | — | — | — | — | — | — | — | | | | | | | | | | |
| 42292 | Book, periodical & newspaper whsle | 380 | 4 072 | 15 397 | 13 | 2 | 2 | 3 | 3 | 2 | 1 | — | — | — | — | — | — | | | | | | | | | | |
| 422920 | Book, periodical & newspaper whsle | 380 | 4 072 | 15 397 | 13 | 2 | 2 | 3 | 3 | 2 | 1 | — | — | — | — | — | — | | | | | | | | | | |
| 42293 | Flower, nursery stock, florists' supplies whsle | 157 | 1 543 | 7 215 | 14 | 9 | — | 1 | 4 | — | — | — | — | — | — | — | — | | | | | | | | | | |
| 422930 | Flower, nursery stock, florists' supplies whsle | 157 | 1 543 | 7 215 | 14 | 9 | — | 1 | 4 | — | — | — | — | — | — | — | — | | | | | | | | | | |
| 42294 | Tobacco & tobacco product whsle | 250 | 2 104 | 8 810 | 8 | 5 | — | — | — | 2 | 1 | — | — | — | — | — | — | | | | | | | | | | |
| 422940 | Tobacco & tobacco product whsle | 250 | 2 104 | 8 810 | 8 | 5 | — | — | — | 2 | 1 | — | — | — | — | — | — | | | | | | | | | | |
| 42295 | Paint, varnish & supplies whsle | 175 | 1 855 | 7 918 | 10 | 3 | 1 | 1 | 5 | — | — | — | — | — | — | — | — | | | | | | | | | | |
| 422950 | Paint, varnish & supplies whsle | 175 | 1 855 | 7 918 | 10 | 3 | 1 | 1 | 5 | — | — | — | — | — | — | — | — | | | | | | | | | | |
| 42299 | Other miscellaneous nondurable goods whsle | | | | | | | | | | | | | 993 | 10 568 | 42 187 | 80 | 55 | 8 | 6 | 5 | 4 | 2 | — | — | | |
| 422990 | Other miscellaneous nondurable goods whsle | | | | | | | | | | | | | 993 | 10 568 | 42 187 | 80 | 55 | 8 | 6 | 5 | 4 | 2 | — | — | | |

See footnotes at end of table.

Table 6. Counties—Employees, Payroll, and Establishments by Industry: 2001—Con.

[Excludes most government employees, railroad employees, and self-employed persons. Size class 1 to 4 includes establishments with payroll, but no employees, during mid-March pay period. (D) denotes figures withheld to avoid disclosing data for individual companies; the data are included in broader industry totals. Detailed industries with 100 or more employees are shown if industry was not a (D). For explanation of terms, abbreviations, and data reliability/comparability, see introductory text]

| NAICS code | Industry | Number of employees for week including March 12 | Payroll (\$1,000) | | Total number of establishments | Number of establishments by employment-size class | | | | | | | | |
|-----------------------|--|---|-------------------|----------------|--------------------------------|---|------------|------------|------------|-----------|------------|------------|------------|---------------|
| | | | First quarter | Annual | | 1 to 4 | 5 to 9 | 10 to 19 | 20 to 49 | 50 to 99 | 100 to 249 | 250 to 499 | 500 to 999 | 1,000 or more |
| MIDDLESEX—Con. | | | | | | | | | | | | | | |
| 44-45 | Retail trade | 41 060 | 229 878 | 960 442 | 2 823 | 1 435 | 578 | 410 | 245 | 75 | 60 | 17 | 3 | — |
| 441 | Motor vehicle & parts dealers | 3 896 | 37 320 | 173 100 | 230 | 91 | 49 | 32 | 39 | 13 | 6 | — | — | — |
| 4411 | Automobile dealers | 2 514 | 28 165 | 134 461 | 89 | 34 | 11 | 6 | 20 | 12 | 6 | — | — | — |
| 44111 | New car dealers | 2 418 | 27 414 | 131 069 | 56 | 11 | 2 | 5 | 20 | 12 | 6 | — | — | — |
| 441110 | New car dealers | 2 418 | 27 414 | 131 069 | 56 | 11 | 2 | 5 | 20 | 12 | 6 | — | — | — |
| 4412 | Other motor vehicle dealers | 115 | 1 095 | 4 270 | 12 | 6 | 2 | 2 | 2 | — | — | — | — | — |
| 44122 | Motorcycle & boat & other MV dealers | 115 | 1 095 | 4 270 | 12 | 6 | 2 | 2 | 2 | — | — | — | — | — |
| 4413 | Automotive parts, accessories & tire stores | 1 267 | 8 060 | 34 369 | 129 | 51 | 36 | 24 | 17 | 1 | — | — | — | — |
| 44131 | Automotive parts, accessories & tire stores | 948 | 5 611 | 23 889 | 91 | 42 | 22 | 11 | 15 | 1 | — | — | — | — |
| 441310 | Automotive parts, accessories & tire stores | 948 | 5 611 | 23 889 | 91 | 42 | 22 | 11 | 15 | 1 | — | — | — | — |
| 44132 | Tire dealers | 319 | 2 449 | 10 480 | 38 | 9 | 14 | 13 | 2 | — | — | — | — | — |
| 441320 | Tire dealers | 319 | 2 449 | 10 480 | 38 | 9 | 14 | 13 | 2 | — | — | — | — | — |
| 442 | Furniture & home furnishing stores | 2 457 | 14 281 | 55 611 | 161 | 78 | 40 | 25 | 11 | 3 | 1 | 3 | — | — |
| 4421 | Furniture stores | 831 | 5 839 | 19 012 | 74 | 38 | 18 | 11 | 5 | 1 | — | 1 | — | — |
| 44211 | Furniture stores | 831 | 5 839 | 19 012 | 74 | 38 | 18 | 11 | 5 | 1 | — | 1 | — | — |
| 442110 | Furniture stores | 831 | 5 839 | 19 012 | 74 | 38 | 18 | 11 | 5 | 1 | — | 1 | — | — |
| 4422 | Home furnishings stores | 1 626 | 8 442 | 36 599 | 87 | 40 | 22 | 14 | 6 | 2 | 1 | 2 | — | — |
| 44221 | Floor covering stores | 219 | 1 944 | 9 218 | 38 | 24 | 7 | 5 | 2 | — | — | — | — | — |
| 442210 | Floor covering stores | 219 | 1 944 | 9 218 | 38 | 24 | 7 | 5 | 2 | — | — | — | — | — |
| 44229 | Other home furnishings stores | 1 407 | 6 498 | 27 381 | 49 | 16 | 15 | 9 | 4 | 2 | 1 | 2 | — | — |
| 442291 | Window treatment stores | 533 | 3 570 | 15 421 | 12 | 4 | 7 | — | — | — | — | — | — | — |
| 442299 | All other home furnishings stores | 874 | 2 928 | 11 960 | 37 | 12 | 8 | 9 | 4 | 2 | 1 | 1 | — | — |
| 443 | Electronics & appliance stores | 1 554 | 15 303 | 55 070 | 149 | 77 | 32 | 24 | 10 | 4 | 2 | — | — | — |
| 4431 | Electronics & appliance stores | 1 554 | 15 303 | 55 070 | 149 | 77 | 32 | 24 | 10 | 4 | 2 | — | — | — |
| 44311 | Appliance, TV & all other electronics stores | 816 | 5 138 | 21 225 | 84 | 45 | 18 | 12 | 6 | 2 | 1 | — | — | — |
| 443111 | Household appliance stores | 130 | 830 | 4 607 | 22 | 13 | 4 | 4 | 1 | — | — | — | — | — |
| 443112 | Radio, television & other electronics stores | 686 | 4 308 | 16 618 | 62 | 32 | 14 | 8 | 5 | 2 | 1 | — | — | — |
| 44312 | Computer & software stores | 705 | 9 982 | 33 186 | 61 | 31 | 13 | 10 | 4 | 2 | 1 | — | — | — |
| 443120 | Computer & software stores | 705 | 9 982 | 33 186 | 61 | 31 | 13 | 10 | 4 | 2 | 1 | — | — | — |
| 444 | Bldg material & garden equip & supp dealers | 3 212 | 26 492 | 113 830 | 188 | 90 | 37 | 30 | 16 | 7 | 7 | 1 | — | — |
| 4441 | Building material & supplies dealers | 3 081 | 25 488 | 109 573 | 154 | 69 | 26 | 28 | 16 | 7 | 7 | 1 | — | — |
| 44411 | Home centers | (G) | (D) | (D) | 16 | 4 | 1 | 1 | 2 | 1 | 6 | 1 | — | — |
| 44413 | Hardware stores | 102 | 534 | 2 957 | 17 | 10 | 3 | 3 | 1 | — | — | — | — | — |
| 444130 | Hardware stores | 102 | 534 | 2 957 | 17 | 10 | 3 | 3 | 1 | — | — | — | — | — |
| 44419 | Other building material dealers | 1 412 | 15 612 | 63 692 | 105 | 44 | 19 | 22 | 13 | 6 | 1 | — | — | — |
| 444190 | Other building material dealers | 1 412 | 15 612 | 63 692 | 105 | 44 | 19 | 22 | 13 | 6 | 1 | — | — | — |
| 4442 | Lawn & garden equip & supplies stores | 131 | 1 004 | 4 257 | 34 | 21 | 11 | 2 | — | — | — | — | — | — |
| 44422 | Nursery & garden centers | 110 | 785 | 3 222 | 26 | 15 | 9 | 2 | — | — | — | — | — | — |
| 444220 | Nursery & garden centers | 110 | 785 | 3 222 | 26 | 15 | 9 | 2 | — | — | — | — | — | — |
| 445 | Food & beverage stores | 8 218 | 40 012 | 167 069 | 571 | 361 | 88 | 60 | 20 | 15 | 26 | 1 | — | — |
| 4451 | Grocery stores | 7 316 | 36 603 | 152 837 | 364 | 230 | 35 | 39 | 18 | 15 | 26 | 1 | — | — |
| 44511 | Grocery (except convenience) stores | 6 437 | 33 228 | 137 644 | 205 | 120 | 21 | 13 | 9 | 15 | 26 | 1 | — | — |
| 445110 | Grocery (except convenience) stores | 6 437 | 33 228 | 137 644 | 205 | 120 | 21 | 13 | 9 | 15 | 26 | 1 | — | — |
| 44512 | Convenience stores | 879 | 3 375 | 15 193 | 159 | 110 | 14 | 26 | 9 | — | — | — | — | — |
| 445120 | Convenience stores | 879 | 3 375 | 15 193 | 159 | 110 | 14 | 26 | 9 | — | — | — | — | — |
| 4452 | Specialty food stores | 429 | 1 430 | 6 258 | 99 | 65 | 23 | 9 | 2 | — | — | — | — | — |
| 44529 | Other specialty food stores | 255 | 814 | 3 777 | 61 | 43 | 11 | 5 | 2 | — | — | — | — | — |
| 445299 | All other specialty food stores | 106 | 299 | 1 504 | 28 | 22 | 2 | 3 | 1 | — | — | — | — | — |
| 4453 | Beer, wine & liquor stores | 473 | 1 979 | 7 974 | 108 | 66 | 30 | 12 | — | — | — | — | — | — |
| 44531 | Beer, wine & liquor stores | 473 | 1 979 | 7 974 | 108 | 66 | 30 | 12 | — | — | — | — | — | — |
| 445310 | Beer, wine & liquor stores | 473 | 1 979 | 7 974 | 108 | 66 | 30 | 12 | — | — | — | — | — | — |
| 446 | Health & personal care stores | 3 002 | 15 254 | 64 549 | 233 | 87 | 47 | 46 | 48 | 4 | 1 | — | — | — |
| 4461 | Health & personal care stores | 3 002 | 15 254 | 64 549 | 233 | 87 | 47 | 46 | 48 | 4 | 1 | — | — | — |
| 44611 | Pharmacies & drug stores | 2 386 | 12 156 | 50 918 | 119 | 22 | 17 | 33 | 42 | 4 | 1 | — | — | — |
| 446110 | Pharmacies & drug stores | 2 386 | 12 156 | 50 918 | 119 | 22 | 17 | 33 | 42 | 4 | 1 | — | — | — |
| 44612 | Cosmetics, beauty supplies & perfume stores | 188 | 901 | 4 246 | 31 | 13 | 13 | 3 | 2 | — | — | — | — | — |
| 446120 | Cosmetics, beauty supplies & perfume stores | 188 | 901 | 4 246 | 31 | 13 | 13 | 3 | 2 | — | — | — | — | — |
| 44613 | Optical goods stores | 206 | 1 189 | 5 221 | 41 | 24 | 10 | 5 | 2 | — | — | — | — | — |
| 446130 | Optical goods stores | 206 | 1 189 | 5 221 | 41 | 24 | 10 | 5 | 2 | — | — | — | — | — |
| 44619 | Other health & personal care stores | 222 | 1 008 | 4 164 | 42 | 28 | 7 | 5 | 2 | — | — | — | — | — |
| 446191 | Food (health) supplement stores | 147 | 412 | 1 763 | 25 | 15 | 5 | 4 | 1 | — | — | — | — | — |
| 447 | Gasoline stations | 1 324 | 5 723 | 23 776 | 255 | 162 | 61 | 25 | 5 | 2 | — | — | — | — |
| 4471 | Gasoline stations | 1 324 | 5 723 | 23 776 | 255 | 162 | 61 | 25 | 5 | 2 | — | — | — | — |
| 44711 | Gasoline stations with convenience stores | 538 | 2 085 | 8 178 | 62 | 30 | 18 | 8 | 4 | 2 | — | — | — | — |
| 447110 | Gasoline stations with convenience stores | 538 | 2 085 | 8 178 | 62 | 30 | 18 | 8 | 4 | 2 | — | — | — | — |
| 44719 | Other gasoline stations | 786 | 3 638 | 15 598 | 193 | 132 | 43 | 17 | 1 | — | — | — | — | — |
| 447190 | Other gasoline stations | 786 | 3 638 | 15 598 | 193 | 132 | 43 | 17 | 1 | — | — | — | — | — |
| 448 | Clothing & clothing accessories stores | 5 490 | 19 282 | 81 093 | 453 | 189 | 113 | 88 | 50 | 9 | 3 | — | 1 | — |
| 4481 | Clothing stores | 4 428 | 14 811 | 62 275 | 266 | 84 | 57 | 66 | 47 | 9 | 2 | — | 1 | — |
| 44811 | Men's clothing stores | 546 | 2 183 | 10 273 | 35 | 7 | 12 | 9 | 6 | — | — | — | — | — |
| 448110 | Men's clothing stores | 546 | 2 183 | 10 273 | 35 | 7 | 12 | 9 | 6 | — | — | — | — | — |
| 44812 | Women's clothing stores | 1 265 | 3 697 | 15 537 | 116 | 40 | 25 | 34 | 15 | 2 | — | — | — | — |
| 448120 | Women's clothing stores | 1 265 | 3 697 | 15 537 | 116 | 40 | 25 | 34 | 15 | 2 | — | — | — | — |
| 44813 | Children's & infants' clothing stores | 342 | 1 028 | 4 451 | 18 | 2 | 3 | 6 | 6 | 1 | — | — | — | — |
| 448130 | Children's & infants' clothing stores | 342 | 1 028 | 4 451 | 18 | 2 | 3 | 6 | 6 | 1 | — | — | — | — |
| 44814 | Family clothing stores | 1 880 | 6 419 | 26 162 | 48 | 12 | 2 | 13 | 14 | 5 | 1 | — | 1 | — |
| 448140 | Family clothing stores | 1 880 | 6 419 | 26 162 | 48 | 12 | 2 | 13 | 14 | 5 | 1 | — | 1 | — |
| 44815 | Clothing accessories stores | 106 | 355 | 1 319 | 18 | 8 | 7 | 1 | 2 | — | — | — | — | — |
| 448150 | Clothing accessories stores | 106 | 355 | 1 319 | 18 | 8 | 7 | 1 | 2 | — | — | — | — | — |
| 44819 | Other clothing stores | 289 | 1 129 | 4 533 | 31 | 15 | 8 | 3 | 4 | 1 | — | — | — | — |
| 448190 | Other clothing stores | 289 | 1 129 | 4 533 | 31 | 15 | 8 | 3 | 4 | 1 | — | — | — | — |
| 4482 | Shoe stores | 566 | 1 825 | 7 781 | 86 | 32 | 39 | 13 | 2 | — | — | — | — | — |
| 44821 | Shoe stores | 566 | 1 825 | 7 781 | 86 | 32 | 39 | 13 | 2 | — | — | — | — | — |
| 448210 | Shoe stores | 566 | 1 825 | 7 781 | 86 | 32 | 39 | 13 | 2 | — | — | — | — | — |

See footnotes at end of table.

Table 6. Counties—Employees, Payroll, and Establishments by Industry: 2001—Con.

[Excludes most government employees, railroad employees, and self-employed persons. Size class 1 to 4 includes establishments with payroll, but no employees, during mid-March pay period. (D) denotes figures withheld to avoid disclosing data for individual companies; the data are included in broader industry totals. Detailed industries with 100 or more employees are shown if industry was not a (D). For explanation of terms, abbreviations, and data reliability/comparability, see introductory text]

| NAICS code | Industry | Number of employees for week including March 12 | Payroll (\$1,000) | | Total number of establishments | Number of establishments by employment-size class | | | | | | | | |
|--------------------------------|--|---|-------------------|----------------|--------------------------------|---|------------|------------|-----------|-----------|------------|------------|------------|---------------|
| | | | First quarter | Annual | | 1 to 4 | 5 to 9 | 10 to 19 | 20 to 49 | 50 to 99 | 100 to 249 | 250 to 499 | 500 to 999 | 1,000 or more |
| MIDDLESEX—Con. | | | | | | | | | | | | | | |
| 44-45 Retail trade—Con. | | | | | | | | | | | | | | |
| 448 | Clothing & clothing accessories stores—Con. | | | | | | | | | | | | | |
| 4483 | Jewelry, luggage & leather goods stores | 496 | 2 646 | 11 037 | 101 | 73 | 17 | 9 | 1 | — | 1 | — | — | — |
| 44831 | Jewelry stores | 475 | 2 474 | 10 007 | 96 | 70 | 16 | 8 | 1 | — | 1 | — | — | — |
| 448310 | Jewelry stores | 475 | 2 474 | 10 007 | 96 | 70 | 16 | 8 | 1 | — | 1 | — | — | — |
| 451 | Sporting goods, hobby, book & music stores | 1 732 | 6 097 | 24 972 | 135 | 56 | 29 | 28 | 13 | 9 | — | — | — | — |
| 4511 | Sporting goods, hobby, musical instrument stores | 1 110 | 3 905 | 16 283 | 75 | 32 | 12 | 17 | 7 | 7 | — | — | — | — |
| 45111 | Sporting goods stores | 442 | 1 475 | 5 896 | 32 | 20 | 3 | 4 | 1 | 4 | — | — | — | — |
| 451110 | Sporting goods stores | 442 | 1 475 | 5 896 | 32 | 20 | 3 | 4 | 1 | 4 | — | — | — | — |
| 45112 | Hobby, toy & game stores | 535 | 1 881 | 8 050 | 34 | 9 | 8 | 11 | 3 | 3 | — | — | — | — |
| 451120 | Hobby, toy & game stores | 535 | 1 881 | 8 050 | 34 | 9 | 8 | 11 | 3 | 3 | — | — | — | — |
| 4512 | Book, periodical & music stores | 622 | 2 192 | 8 689 | 60 | 24 | 17 | 11 | 6 | 2 | — | — | — | — |
| 45121 | Book stores & news dealers | 421 | 1 485 | 5 814 | 39 | 19 | 8 | 5 | 5 | 2 | — | — | — | — |
| 451211 | Book stores | 400 | 1 426 | 5 585 | 26 | 6 | 8 | 5 | 5 | 2 | — | — | — | — |
| 45122 | Prerecorded tape, CD & record stores | 201 | 707 | 2 875 | 21 | 5 | 9 | 6 | 1 | — | — | — | — | — |
| 451220 | Prerecorded tape, CD & record stores | 201 | 707 | 2 875 | 21 | 5 | 9 | 6 | 1 | — | — | — | — | — |
| 452 | General merchandise stores | 5 970 | 25 316 | 101 239 | 105 | 35 | 20 | 18 | 6 | 4 | 12 | 9 | 1 | — |
| 4521 | Department stores | 4 633 | 19 849 | 78 298 | 27 | 6 | — | — | — | 3 | 8 | 9 | 1 | — |
| 45211 | Department stores | 4 633 | 19 849 | 78 298 | 27 | 6 | — | — | — | 3 | 8 | 9 | 1 | — |
| 452110 | Department stores | 4 633 | 19 849 | 78 298 | 27 | 6 | — | — | — | 3 | 8 | 9 | 1 | — |
| 4529 | Other general merchandise stores | 1 337 | 5 467 | 22 941 | 78 | 29 | 20 | 18 | 6 | 1 | 4 | — | — | — |
| 45291 | Warehouse clubs & superstores | 680 | 3 485 | 15 448 | 6 | 1 | — | — | 1 | 1 | 3 | — | — | — |
| 452910 | Warehouse clubs & superstores | 680 | 3 485 | 15 448 | 6 | 1 | — | — | 1 | 1 | 3 | — | — | — |
| 45299 | All other general merchandise stores | 657 | 1 982 | 7 493 | 72 | 28 | 20 | 18 | 5 | — | 1 | — | — | — |
| 452990 | All other general merchandise stores | 657 | 1 982 | 7 493 | 72 | 28 | 20 | 18 | 5 | — | 1 | — | — | — |
| 453 | Miscellaneous store retailers | 1 575 | 6 475 | 26 895 | 245 | 156 | 47 | 18 | 23 | 1 | — | — | — | — |
| 4531 | Florists | 257 | 968 | 3 847 | 56 | 41 | 12 | 1 | 2 | — | — | — | — | — |
| 45311 | Florists | 257 | 968 | 3 847 | 56 | 41 | 12 | 1 | 2 | — | — | — | — | — |
| 453110 | Florists | 257 | 968 | 3 847 | 56 | 41 | 12 | 1 | 2 | — | — | — | — | — |
| 4532 | Office supplies, stationery & gift stores | 731 | 2 770 | 11 374 | 89 | 48 | 19 | 9 | 13 | — | — | — | — | — |
| 45321 | Office supplies & stationery stores | 318 | 1 422 | 5 567 | 18 | 6 | 1 | 2 | 9 | — | — | — | — | — |
| 453210 | Office supplies & stationery stores | 318 | 1 422 | 5 567 | 18 | 6 | 1 | 2 | 9 | — | — | — | — | — |
| 45322 | Gift, novelty & souvenir stores | 413 | 1 348 | 5 807 | 71 | 42 | 18 | 7 | 4 | — | — | — | — | — |
| 453220 | Gift, novelty & souvenir stores | 413 | 1 348 | 5 807 | 71 | 42 | 18 | 7 | 4 | — | — | — | — | — |
| 4539 | Other miscellaneous store retailers | 527 | 2 232 | 9 296 | 88 | 58 | 15 | 7 | 7 | 1 | — | — | — | — |
| 45391 | Pet & pet supplies stores | 225 | 748 | 3 289 | 17 | 8 | 1 | 3 | 5 | — | — | — | — | — |
| 453910 | Pet & pet supplies stores | 225 | 748 | 3 289 | 17 | 8 | 1 | 3 | 5 | — | — | — | — | — |
| 45399 | All other miscellaneous store retailers | 285 | 1 417 | 5 734 | 63 | 43 | 13 | 4 | 2 | 1 | — | — | — | — |
| 453998 | All other misc store retailers (exc tobacco) .. | 274 | 1 377 | 5 551 | 58 | 39 | 12 | 4 | 2 | 1 | — | — | — | — |
| 454 | Nonstore retailers | 2 630 | 18 323 | 73 238 | 98 | 53 | 15 | 16 | 4 | 4 | 2 | 3 | 1 | — |
| 4541 | Electronic shopping & mail-order houses | 1 580 | 10 952 | 41 655 | 36 | 19 | 5 | 4 | 2 | 2 | 1 | 2 | 1 | — |
| 45411 | Electronic shopping & mail-order houses | 1 580 | 10 952 | 41 655 | 36 | 19 | 5 | 4 | 2 | 2 | 1 | 2 | 1 | — |
| 454110 | Electronic shopping & mail-order houses | 1 580 | 10 952 | 41 655 | 36 | 19 | 5 | 4 | 2 | 2 | 1 | 2 | 1 | — |
| 4542 | Vending machine operators | 455 | 3 454 | 13 766 | 15 | 9 | 1 | 4 | — | — | — | 1 | — | — |
| 45421 | Vending machine operators | 455 | 3 454 | 13 766 | 15 | 9 | 1 | 4 | — | — | — | 1 | — | — |
| 454210 | Vending machine operators | 455 | 3 454 | 13 766 | 15 | 9 | 1 | 4 | — | — | — | 1 | — | — |
| 4543 | Direct selling establishments | 595 | 3 917 | 17 817 | 47 | 25 | 9 | 8 | 2 | 2 | 1 | — | — | — |
| 45431 | Fuel dealers | 152 | 1 450 | 6 912 | 17 | 7 | 6 | 3 | 1 | — | — | — | — | — |
| 45439 | Other direct selling establishments | 443 | 2 467 | 10 905 | 30 | 18 | 3 | 5 | 1 | 2 | 1 | — | — | — |
| 454390 | Other direct selling establishments | 443 | 2 467 | 10 905 | 30 | 18 | 3 | 5 | 1 | 2 | 1 | — | — | — |
| 48-49 | Transportation & warehousing | 20 615 | 176 960 | 740 690 | 808 | 409 | 116 | 103 | 91 | 49 | 24 | 14 | 1 | 1 |
| 483 | Water transportation | 221 | 4 991 | 21 953 | 8 | 5 | — | 1 | — | 1 | 1 | — | — | — |
| 4831 | Deep sea, coastal & Great Lakes water trans .. | (C) | (D) | (D) | 6 | 4 | — | — | — | 1 | 1 | — | — | — |
| 48311 | Deep sea, coastal & Great Lakes water trans .. | (C) | (D) | (D) | 6 | 4 | — | — | — | 1 | 1 | — | — | — |
| 484 | Truck transportation | 7 304 | 71 077 | 299 392 | 409 | 222 | 52 | 53 | 42 | 27 | 9 | 4 | — | — |
| 4841 | General freight trucking | 4 945 | 50 288 | 210 384 | 230 | 127 | 26 | 25 | 24 | 17 | 8 | 3 | — | — |
| 48411 | General freight trucking, local | 817 | 6 837 | 29 559 | 114 | 80 | 14 | 11 | 6 | 2 | 1 | — | — | — |
| 484110 | General freight trucking, local | 817 | 6 837 | 29 559 | 114 | 80 | 14 | 11 | 6 | 2 | 1 | — | — | — |
| 48412 | General freight trucking, long-distance | 4 128 | 43 451 | 180 825 | 116 | 47 | 12 | 14 | 18 | 15 | 7 | 3 | — | — |
| 484121 | General freight trucking, long-distance, TL .. | 1 964 | 21 766 | 89 463 | 84 | 41 | 11 | 11 | 11 | 5 | 4 | 1 | — | — |
| 484122 | General freight trucking, long-distance, LTL .. | 2 164 | 21 685 | 91 362 | 32 | 6 | 1 | 3 | 7 | 10 | 3 | 2 | — | — |
| 4842 | Specialized freight trucking | 2 359 | 20 789 | 89 008 | 179 | 95 | 26 | 28 | 18 | 10 | 1 | 1 | — | — |
| 48421 | Used household & office goods moving | 547 | 3 659 | 14 268 | 39 | 18 | 6 | 9 | 1 | 5 | — | — | — | — |
| 484210 | Used household & office goods moving | 547 | 3 659 | 14 268 | 39 | 18 | 6 | 9 | 1 | 5 | — | — | — | — |
| 48422 | Specialized freight (exc used) trucking, local .. | 804 | 6 539 | 29 363 | 99 | 65 | 13 | 8 | 10 | 3 | — | — | — | — |
| 484220 | Specialized freight (exc used) trucking, local .. | 804 | 6 539 | 29 363 | 99 | 65 | 13 | 8 | 10 | 3 | — | — | — | — |
| 48423 | Specialized freight (exc used) trucking, LDist .. | 1 008 | 10 591 | 45 377 | 41 | 12 | 7 | 11 | 7 | 2 | 1 | 1 | — | — |
| 484230 | Specialized freight (exc used) trucking, LDist .. | 1 008 | 10 591 | 45 377 | 41 | 12 | 7 | 11 | 7 | 2 | 1 | 1 | — | — |
| 485 | Transit & ground passenger transportation | 2 331 | 10 821 | 41 877 | 110 | 59 | 20 | 8 | 11 | 6 | 5 | 1 | — | — |
| 4851 | Urban transit systems | (C) | (D) | (D) | 3 | 2 | — | — | — | — | 1 | — | — | — |
| 48511 | Urban transit systems | (C) | (D) | (D) | 3 | 2 | — | — | — | — | 1 | — | — | — |
| 4853 | Taxi & limousine service | 473 | 2 207 | 7 999 | 61 | 40 | 12 | 4 | 3 | 1 | 1 | — | — | — |
| 48532 | Limousine service | 388 | 1 841 | 6 726 | 44 | 29 | 8 | 3 | 2 | 1 | 1 | — | — | — |
| 485320 | Limousine service | 388 | 1 841 | 6 726 | 44 | 29 | 8 | 3 | 2 | 1 | 1 | — | — | — |
| 4854 | School & employee bus transportation | 1 206 | 4 521 | 17 957 | 20 | 4 | 4 | 1 | 6 | 1 | 3 | 1 | — | — |
| 48541 | School & employee bus transportation | 1 206 | 4 521 | 17 957 | 20 | 4 | 4 | 1 | 6 | 1 | 3 | 1 | — | — |
| 485410 | School & employee bus transportation | 1 206 | 4 521 | 17 957 | 20 | 4 | 4 | 1 | 6 | 1 | 3 | 1 | — | — |
| 4855 | Charter bus industry | 268 | 1 502 | 5 372 | 9 | 3 | 1 | 1 | 1 | 3 | — | — | — | — |
| 48551 | Charter bus industry | 268 | 1 502 | 5 372 | 9 | 3 | 1 | 1 | 1 | 3 | — | — | — | — |
| 485510 | Charter bus industry | 268 | 1 502 | 5 372 | 9 | 3 | 1 | 1 | 1 | 3 | — | — | — | — |

See footnotes at end of table.

Table 6. Counties—Employees, Payroll, and Establishments by Industry: 2001—Con.

[Excludes most government employees, railroad employees, and self-employed persons. Size class 1 to 4 includes establishments with payroll, but no employees, during mid-March pay period. (D) denotes figures withheld to avoid disclosing data for individual companies; the data are included in broader industry totals. Detailed industries with 100 or more employees are shown if industry was not a (D). For explanation of terms, abbreviations, and data reliability/comparability, see introductory text]

| NAICS code | Industry | Number of employees for week including March 12 | Payroll (\$1,000) | | Total number of establishments | Number of establishments by employment-size class | | | | | | | | | |
|--|--|---|-------------------|------------------|--------------------------------|---|------------|------------|-----------|-----------|------------|------------|------------|---------------|--|
| | | | First quarter | Annual | | 1 to 4 | 5 to 9 | 10 to 19 | 20 to 49 | 50 to 99 | 100 to 249 | 250 to 499 | 500 to 999 | 1,000 or more | |
| MIDDLESEX—Con. | | | | | | | | | | | | | | | |
| 48-49 Transportation & warehousing—Con. | | | | | | | | | | | | | | | |
| 485 | Transit & ground passenger transportation—Con. | | | | | | | | | | | | | | |
| 4859 | Oth transit & ground passenger transportation .. | (C) | (D) | (D) | 17 | 10 | 3 | 2 | 1 | 1 | — | — | — | — | |
| 48599 | Oth transit & ground passenger transportation .. | (C) | (D) | (D) | 17 | 10 | 3 | 2 | 1 | 1 | — | — | — | — | |
| 488 | Transportation support activities | 1 992 | 20 613 | 91 530 | 136 | 74 | 26 | 18 | 10 | 4 | 2 | 2 | — | — | |
| 4884 | Road transportation support activities | (C) | (D) | (D) | 24 | 15 | 4 | 4 | 1 | — | — | — | — | — | |
| 48841 | Motor vehicle towing | 133 | 810 | 3 286 | 23 | 14 | 4 | 4 | 1 | — | — | — | — | — | |
| 488410 | Motor vehicle towing | 133 | 810 | 3 286 | 23 | 14 | 4 | 4 | 1 | — | — | — | — | — | |
| 4885 | Freight transportation arrangement | 1 414 | 15 022 | 69 311 | 91 | 47 | 19 | 12 | 6 | 4 | 2 | 1 | — | — | |
| 48851 | Freight transportation arrangement | 1 414 | 15 022 | 69 311 | 91 | 47 | 19 | 12 | 6 | 4 | 2 | 1 | — | — | |
| 488510 | Freight transportation arrangement | 1 414 | 15 022 | 69 311 | 91 | 47 | 19 | 12 | 6 | 4 | 2 | 1 | — | — | |
| 4889 | Other transportation support activities | (E) | (D) | (D) | 8 | 5 | 1 | — | 1 | — | — | 1 | — | — | |
| 48899 | Other transportation support activities | (E) | (D) | (D) | 8 | 5 | 1 | — | 1 | — | — | 1 | — | — | |
| 492 | Couriers & messengers | 4 451 | 33 975 | 138 089 | 56 | 28 | 7 | 8 | 5 | 4 | 1 | 1 | 1 | 1 | |
| 4921 | Couriers | 4 204 | 31 877 | 128 792 | 31 | 14 | 4 | 4 | 2 | 3 | 1 | 1 | 1 | 1 | |
| 49211 | Couriers | 4 204 | 31 877 | 128 792 | 31 | 14 | 4 | 4 | 2 | 3 | 1 | 1 | 1 | 1 | |
| 492110 | Couriers | 4 204 | 31 877 | 128 792 | 31 | 14 | 4 | 4 | 2 | 3 | 1 | 1 | 1 | 1 | |
| 4922 | Local messengers & local delivery | 247 | 2 098 | 9 297 | 25 | 14 | 3 | 4 | 3 | 1 | — | — | — | — | |
| 49221 | Local messengers & local delivery | 247 | 2 098 | 9 297 | 25 | 14 | 3 | 4 | 3 | 1 | — | — | — | — | |
| 492210 | Local messengers & local delivery | 247 | 2 098 | 9 297 | 25 | 14 | 3 | 4 | 3 | 1 | — | — | — | — | |
| 493 | Warehousing & storage | 4 198 | 33 638 | 139 001 | 79 | 17 | 10 | 12 | 21 | 7 | 6 | 6 | — | — | |
| 4931 | Warehousing & storage | 4 198 | 33 638 | 139 001 | 79 | 17 | 10 | 12 | 21 | 7 | 6 | 6 | — | — | |
| 49311 | General warehousing & storage | 3 232 | 23 954 | 98 738 | 61 | 14 | 9 | 8 | 14 | 6 | 6 | 4 | — | — | |
| 493110 | General warehousing & storage | 3 232 | 23 954 | 98 738 | 61 | 14 | 9 | 8 | 14 | 6 | 6 | 4 | — | — | |
| 49312 | Refrigerated warehousing & storage | 750 | 7 718 | 33 216 | 9 | 2 | — | 3 | 1 | 1 | — | 2 | — | — | |
| 493120 | Refrigerated warehousing & storage | 750 | 7 718 | 33 216 | 9 | 2 | — | 3 | 1 | 1 | — | 2 | — | — | |
| 49319 | Other warehousing & storage | 216 | 1 966 | 7 047 | 9 | 1 | 1 | 1 | 6 | — | — | — | — | — | |
| 493190 | Other warehousing & storage | 216 | 1 966 | 7 047 | 9 | 1 | 1 | 1 | 6 | — | — | — | — | — | |
| 51 | Information | 11 776 | 231 942 | 771 995 | 395 | 211 | 43 | 52 | 40 | 28 | 12 | 6 | 1 | 2 | |
| 511 | Publishing industries | 3 478 | 84 586 | 266 826 | 110 | 56 | 17 | 15 | 12 | 7 | 1 | 1 | — | 1 | |
| 5111 | Newspaper, periodical, book, database publishers | 2 815 | 57 209 | 193 101 | 64 | 30 | 12 | 8 | 7 | 5 | — | 1 | — | 1 | |
| 51111 | Newspaper publishers | (G) | (D) | (D) | 19 | 8 | 3 | 2 | 2 | 2 | — | 1 | — | 1 | |
| 51112 | Periodical publishers | 296 | 4 688 | 20 114 | 20 | 6 | 5 | 5 | 2 | 2 | — | — | — | — | |
| 511120 | Periodical publishers | 296 | 4 688 | 20 114 | 20 | 6 | 5 | 5 | 2 | 2 | — | — | — | — | |
| 51113 | Book publishers | 157 | 1 266 | 5 325 | 11 | 5 | 2 | 1 | 2 | 1 | — | — | — | — | |
| 511130 | Book publishers | 157 | 1 266 | 5 325 | 11 | 5 | 2 | 1 | 2 | 1 | — | — | — | — | |
| 5112 | Software publishers | 663 | 27 377 | 73 725 | 46 | 26 | 5 | 7 | 5 | 2 | 1 | — | — | — | |
| 51121 | Software publishers | 663 | 27 377 | 73 725 | 46 | 26 | 5 | 7 | 5 | 2 | 1 | — | — | — | |
| 511210 | Software publishers | 663 | 27 377 | 73 725 | 46 | 26 | 5 | 7 | 5 | 2 | 1 | — | — | — | |
| 512 | Motion picture & sound recording industries | 578 | 2 652 | 10 433 | 30 | 15 | 5 | 3 | 1 | 6 | — | — | — | — | |
| 5121 | Motion picture & video industries | 553 | 2 432 | 9 293 | 24 | 11 | 4 | 2 | 1 | 6 | — | — | — | — | |
| 51213 | Motion picture & video exhibition | 458 | 1 045 | 4 330 | 11 | 1 | 3 | 1 | 1 | 5 | — | — | — | — | |
| 512131 | Motion picture theaters (except drive-ins) .. | 458 | 1 045 | 4 330 | 11 | 1 | 3 | 1 | 1 | 5 | — | — | — | — | |
| 513 | Broadcasting & telecommunications | 6 570 | 121 860 | 431 541 | 180 | 94 | 16 | 20 | 22 | 12 | 10 | 4 | 1 | 1 | |
| 5131 | Radio & television broadcasting | (C) | (D) | (D) | 7 | 5 | 1 | — | — | 1 | — | — | — | — | |
| 51311 | Radio broadcasting | (C) | (D) | (D) | 7 | 5 | 1 | — | — | 1 | — | — | — | — | |
| 5132 | Cable networks & program distribution | (F) | (D) | (D) | 19 | 11 | 2 | 2 | 1 | 1 | 1 | 1 | — | — | |
| 51321 | Cable networks | (C) | (D) | (D) | 9 | 5 | 1 | — | 1 | 1 | 1 | — | — | — | |
| 51322 | Cable & other program distribution | (E) | (D) | (D) | 10 | 6 | 1 | 2 | — | — | — | 1 | — | — | |
| 5133 | Telecommunications | (I) | (D) | (D) | 154 | 78 | 13 | 18 | 21 | 10 | 9 | 3 | 1 | 1 | |
| 51331 | Wired telecommunications carriers | 4 843 | 98 609 | 332 192 | 104 | 51 | 8 | 12 | 14 | 6 | 9 | 2 | 1 | 1 | |
| 513310 | Wired telecommunications carriers | 4 843 | 98 609 | 332 192 | 104 | 51 | 8 | 12 | 14 | 6 | 9 | 2 | 1 | 1 | |
| 51332 | Wireless telecom carriers (exc satellite) | (F) | (D) | (D) | 36 | 19 | 5 | 4 | 4 | 4 | — | — | — | — | |
| 513322 | Cellular & other wireless telecommunications | 412 | 4 907 | 20 011 | 25 | 12 | 5 | 1 | 4 | 3 | — | — | — | — | |
| 51333 | Telecommunications resellers | 539 | 8 301 | 31 817 | 11 | 5 | — | 2 | 3 | — | — | 1 | — | — | |
| 513330 | Telecommunications resellers | 539 | 8 301 | 31 817 | 11 | 5 | — | 2 | 3 | — | — | 1 | — | — | |
| 514 | Information & data processing services | 1 150 | 22 844 | 63 195 | 75 | 46 | 5 | 14 | 5 | 3 | 1 | 1 | — | — | |
| 5141 | Information services | 539 | 12 349 | 27 488 | 29 | 15 | 4 | 6 | 1 | 2 | 1 | — | — | — | |
| 51419 | Other information services | (F) | (D) | (D) | 26 | 13 | 3 | 6 | 1 | 2 | 1 | — | — | — | |
| 5142 | Data processing services | 611 | 10 495 | 35 707 | 46 | 31 | 1 | 8 | 4 | 1 | — | 1 | — | — | |
| 51421 | Data processing services | 611 | 10 495 | 35 707 | 46 | 31 | 1 | 8 | 4 | 1 | — | 1 | — | — | |
| 514210 | Data processing services | 611 | 10 495 | 35 707 | 46 | 31 | 1 | 8 | 4 | 1 | — | 1 | — | — | |
| 52 | Finance & insurance | 19 660 | 514 926 | 1 311 554 | 1 242 | 592 | 288 | 200 | 99 | 27 | 19 | 15 | 1 | 1 | |
| 522 | Credit intermediation & related activities | 7 184 | 68 522 | 257 251 | 418 | 126 | 136 | 98 | 39 | 8 | 7 | 3 | — | 1 | |
| 5221 | Depository credit intermediation | 5 762 | 49 166 | 179 051 | 294 | 67 | 108 | 79 | 27 | 5 | 4 | 3 | — | 1 | |
| 52211 | Commercial banking | 4 595 | 38 866 | 136 985 | 181 | 38 | 62 | 49 | 22 | 3 | 3 | 3 | — | 1 | |
| 522110 | Commercial banking | 4 595 | 38 866 | 136 985 | 181 | 38 | 62 | 49 | 22 | 3 | 3 | 3 | — | 1 | |
| 52212 | Savings institutions | 850 | 7 762 | 31 824 | 74 | 9 | 35 | 25 | 3 | 1 | 1 | — | — | — | |
| 522120 | Savings institutions | 850 | 7 762 | 31 824 | 74 | 9 | 35 | 25 | 3 | 1 | 1 | — | — | — | |
| 52213 | Credit unions | 317 | 2 538 | 10 242 | 39 | 20 | 11 | 5 | 2 | 1 | — | — | — | — | |
| 522130 | Credit unions | 317 | 2 538 | 10 242 | 39 | 20 | 11 | 5 | 2 | 1 | — | — | — | — | |
| 5222 | Nondepository credit intermediation | 1 281 | 17 694 | 68 071 | 103 | 48 | 20 | 18 | 12 | 2 | 3 | — | — | — | |
| 52222 | Sales financing | 414 | 4 606 | 18 556 | 44 | 24 | 9 | 7 | 3 | — | 1 | — | — | — | |
| 522220 | Sales financing | 414 | 4 606 | 18 556 | 44 | 24 | 9 | 7 | 3 | — | 1 | — | — | — | |
| 52229 | Other nondepository credit intermediation | 867 | 13 088 | 49 515 | 59 | 24 | 11 | 11 | 9 | 2 | 2 | — | — | — | |
| 5223 | Activities related to credit intermediation | 141 | 1 662 | 10 129 | 21 | 11 | 8 | 1 | — | 1 | — | — | — | — | |
| 52239 | Other credit intermediation activities | 118 | 1 389 | 8 719 | 15 | 8 | 5 | 1 | — | 1 | — | — | — | — | |
| 522390 | Other credit intermediation activities | 118 | 1 389 | 8 719 | 15 | 8 | 5 | 1 | — | 1 | — | — | — | — | |

See footnotes at end of table.

Table 6. Counties—Employees, Payroll, and Establishments by Industry: 2001—Con.

[Excludes most government employees, railroad employees, and self-employed persons. Size class 1 to 4 includes establishments with payroll, but no employees, during mid-March pay period. (D) denotes figures withheld to avoid disclosing data for individual companies; the data are included in broader industry totals. Detailed industries with 100 or more employees are shown if industry was not a (D). For explanation of terms, abbreviations, and data reliability/comparability, see introductory text]

| NAICS code | Industry | Number of employees for week including March 12 | Payroll (\$1,000) | | Total number of establishments | Number of establishments by employment-size class | | | | | | | | | |
|-----------------------|---|---|-------------------|------------------|--------------------------------|---|------------|------------|------------|-----------|------------|------------|------------|---------------|--|
| | | | First quarter | Annual | | 1 to 4 | 5 to 9 | 10 to 19 | 20 to 49 | 50 to 99 | 100 to 249 | 250 to 499 | 500 to 999 | 1,000 or more | |
| MIDDLESEX—Con. | | | | | | | | | | | | | | | |
| 52 | Finance & insurance—Con. | | | | | | | | | | | | | | |
| 523 | Security, commodity contracts & like activity | 6 391 | 341 827 | 694 120 | 528 | 304 | 100 | 72 | 36 | 5 | 5 | 5 | 1 | — | |
| 5231 | Scrt'y & comdty contracts intermed & brokerage | 5 771 | 328 223 | 650 125 | 461 | 251 | 96 | 69 | 31 | 4 | 5 | 4 | 1 | — | |
| 52311 | Investment banking & securities dealing | 1 491 | 106 784 | 230 501 | 73 | 32 | 24 | 8 | 4 | — | 3 | 2 | — | — | |
| 523110 | Investment banking & securities dealing | 1 491 | 106 784 | 230 501 | 73 | 32 | 24 | 8 | 4 | — | 3 | 2 | — | — | |
| 52312 | Securities brokerage | 4 277 | 221 403 | 419 524 | 385 | 216 | 72 | 61 | 27 | 4 | 2 | 2 | 1 | — | |
| 523120 | Securities brokerage | 4 277 | 221 403 | 419 524 | 385 | 216 | 72 | 61 | 27 | 4 | 2 | 2 | 1 | — | |
| 5239 | Other financial investment activities (F) (D) (D) | | | | 66 | 52 | 4 | 3 | 5 | 1 | — | 1 | — | — | |
| 52392 | Portfolio management | 144 | 7 036 | 18 719 | 18 | 13 | 1 | 2 | 1 | 1 | — | — | — | — | |
| 523920 | Portfolio management | 144 | 7 036 | 18 719 | 18 | 13 | 1 | 2 | 1 | 1 | — | — | — | — | |
| 52393 | Investment advice | 138 | 2 204 | 10 515 | 35 | 31 | — | 1 | 3 | — | — | — | — | — | |
| 523930 | Investment advice | 138 | 2 204 | 10 515 | 35 | 31 | — | 1 | 3 | — | — | — | — | — | |
| 52399 | All other financial investment activities (E) (D) (D) | | | | 7 | 2 | 3 | — | 1 | — | — | 1 | — | — | |
| 524 | Insurance carriers & related activities | 5 961 | 103 197 | 356 547 | 292 | 161 | 52 | 28 | 24 | 13 | 7 | 7 | — | — | |
| 5241 | Insurance carriers | 4 111 | 78 968 | 242 383 | 84 | 33 | 10 | 5 | 12 | 12 | 7 | 5 | — | — | |
| 52411 | Direct life, health, medical insurance carriers | 3 107 | 56 241 | 167 689 | 51 | 15 | 6 | 4 | 8 | 9 | 5 | 4 | — | — | |
| 524113 | Direct life Insurance carriers | 2 379 | 48 186 | 134 975 | 46 | 15 | 5 | 4 | 8 | 7 | 4 | 3 | — | — | |
| 524114 | Direct health & medical insurance carriers | 728 | 8 055 | 32 714 | 5 | — | 1 | — | — | 2 | 1 | 1 | — | — | |
| 52412 | Other direct insurance carriers | 842 | 17 828 | 59 355 | 30 | 18 | 4 | 1 | 3 | 1 | 2 | 1 | — | — | |
| 524126 | Direct property & casualty insurance carriers | 813 | 16 780 | 55 581 | 22 | 13 | 1 | 1 | 3 | 1 | 2 | 1 | — | — | |
| 52413 | Reinsurance carriers | 162 | 4 899 | 15 339 | 3 | — | — | — | 1 | 2 | — | — | — | — | |
| 524130 | Reinsurance carriers | 162 | 4 899 | 15 339 | 3 | — | — | — | 1 | 2 | — | — | — | — | |
| 5242 | Agencies & other insurance related activities | 1 850 | 24 229 | 114 164 | 208 | 128 | 42 | 23 | 12 | 1 | — | 2 | — | — | |
| 52421 | Insurance agencies & brokerages | 1 327 | 17 585 | 84 522 | 177 | 110 | 37 | 19 | 10 | — | — | 1 | — | — | |
| 524210 | Insurance agencies & brokerages | 1 327 | 17 585 | 84 522 | 177 | 110 | 37 | 19 | 10 | — | — | 1 | — | — | |
| 52429 | Other insurance related activities | 523 | 6 644 | 29 642 | 31 | 18 | 5 | 4 | 2 | 1 | — | 1 | — | — | |
| 524291 | Claims adjusting | 324 | 4 630 | 21 268 | 8 | 5 | — | 1 | 1 | — | — | 1 | — | — | |
| 524298 | All other insurance related activities | 130 | 1 399 | 5 875 | 10 | 6 | 1 | 1 | 1 | — | — | — | — | — | |
| 525 | Funds, trusts, & other financial vehicles (part) | 124 | 1 380 | 3 636 | 4 | 1 | — | 2 | — | 1 | — | — | — | — | |
| 5259 | Other investment pools & funds | 124 | 1 380 | 3 636 | 4 | 1 | — | 2 | — | 1 | — | — | — | — | |
| 52593 | Real estate investment trusts | 124 | 1 380 | 3 636 | 4 | 1 | — | 2 | — | 1 | — | — | — | — | |
| 525930 | Real estate investment trusts | 124 | 1 380 | 3 636 | 4 | 1 | — | 2 | — | 1 | — | — | — | — | |
| 53 | Real estate & rental & leasing | 4 578 | 46 481 | 189 828 | 621 | 348 | 150 | 76 | 33 | 11 | 3 | — | — | — | |
| 531 | Real estate | 3 035 | 28 177 | 118 603 | 486 | 295 | 108 | 56 | 19 | 7 | 1 | — | — | — | |
| 5311 | Lessors of real estate | 1 530 | 11 191 | 46 925 | 253 | 155 | 53 | 31 | 11 | 3 | — | — | — | — | |
| 53111 | Lessors of residential buildings & dwellings | 831 | 5 074 | 22 183 | 134 | 73 | 30 | 24 | 7 | — | — | — | — | — | |
| 531110 | Lessors of residential buildings & dwellings | 831 | 5 074 | 22 183 | 134 | 73 | 30 | 24 | 7 | — | — | — | — | — | |
| 53112 | Lessors of nonres bldg (exc miniwarehouses) | 396 | 4 447 | 17 970 | 81 | 60 | 13 | 4 | 3 | 1 | — | — | — | — | |
| 531120 | Lessors of nonres bldg (exc miniwarehouses) | 396 | 4 447 | 17 970 | 81 | 60 | 13 | 4 | 3 | 1 | — | — | — | — | |
| 53113 | Lessors of miniwarehouses & self storage units | 227 | 1 042 | 4 084 | 21 | 12 | 6 | — | 1 | 2 | — | — | — | — | |
| 531130 | Lessors of miniwarehouses & self storage units | 227 | 1 042 | 4 084 | 21 | 12 | 6 | — | 1 | 2 | — | — | — | — | |
| 5312 | Offices of real estate agents & brokers | 610 | 7 522 | 32 025 | 119 | 78 | 29 | 8 | 3 | 1 | — | — | — | — | |
| 53121 | Offices of real estate agents & brokers | 610 | 7 522 | 32 025 | 119 | 78 | 29 | 8 | 3 | 1 | — | — | — | — | |
| 531210 | Offices of real estate agents & brokers | 610 | 7 522 | 32 025 | 119 | 78 | 29 | 8 | 3 | 1 | — | — | — | — | |
| 5313 | Activities related to real estate | 895 | 9 464 | 39 653 | 114 | 62 | 26 | 17 | 5 | 3 | 1 | — | — | — | |
| 53131 | Real estate property managers | 763 | 8 262 | 33 332 | 75 | 35 | 16 | 15 | 5 | 3 | 1 | — | — | — | |
| 531311 | Residential property managers | 457 | 4 397 | 18 843 | 36 | 14 | 8 | 9 | 2 | 2 | 1 | — | — | — | |
| 531312 | Nonresidential property managers | 306 | 3 865 | 14 489 | 39 | 21 | 8 | 6 | 3 | 1 | — | — | — | — | |
| 532 | Rental & leasing services (G) (D) (D) | | | | 131 | 50 | 42 | 20 | 14 | 3 | 2 | — | — | — | |
| 5321 | Automotive equipment rental & leasing | 473 | 5 758 | 22 747 | 36 | 11 | 13 | 5 | 5 | 1 | 1 | — | — | — | |
| 53211 | Passenger car rental & leasing | 152 | 2 240 | 8 200 | 12 | 6 | 1 | 3 | 1 | 1 | — | — | — | — | |
| 532111 | Passenger car rental | 152 | 2 240 | 8 200 | 12 | 6 | 1 | 3 | 1 | 1 | — | — | — | — | |
| 53212 | Truck, utility trailer & RV rental & leasing | 321 | 3 518 | 14 547 | 24 | 5 | 12 | 2 | 4 | — | 1 | — | — | — | |
| 532120 | Truck, utility trailer & RV rental & leasing | 321 | 3 518 | 14 547 | 24 | 5 | 12 | 2 | 4 | — | 1 | — | — | — | |
| 5322 | Consumer goods rental (E) (D) (D) | | | | 45 | 21 | 10 | 11 | 3 | — | — | — | — | — | |
| 53223 | Video tape & disc rental | 217 | 524 | 2 314 | 25 | 10 | 3 | 10 | 2 | — | — | — | — | — | |
| 532230 | Video tape & disc rental | 217 | 524 | 2 314 | 25 | 10 | 3 | 10 | 2 | — | — | — | — | — | |
| 5323 | General rental centers | 135 | 1 124 | 5 184 | 15 | 4 | 8 | 1 | 2 | — | — | — | — | — | |
| 53231 | General rental centers | 135 | 1 124 | 5 184 | 15 | 4 | 8 | 1 | 2 | — | — | — | — | — | |
| 532310 | General rental centers | 135 | 1 124 | 5 184 | 15 | 4 | 8 | 1 | 2 | — | — | — | — | — | |
| 5324 | Commercial, industrial equip rental & leasing | 541 | 7 564 | 28 084 | 35 | 14 | 11 | 3 | 4 | 2 | 1 | — | — | — | |
| 53241 | Const, trans, mining equip rental & leasing | 136 | 2 819 | 9 770 | 12 | 5 | 4 | — | 2 | 1 | — | — | — | — | |
| 53242 | Office machinery & equipment rental & leasing | 307 | 3 676 | 14 041 | 7 | 1 | 2 | 1 | 1 | 1 | 1 | — | — | — | |
| 532420 | Office machinery & equipment rental & leasing | 307 | 3 676 | 14 041 | 7 | 1 | 2 | 1 | 1 | 1 | 1 | — | — | — | |
| 54 | Professional, scientific & technical services | 50 929 | 827 190 | 3 332 306 | 3 618 | 2 580 | 409 | 236 | 222 | 87 | 54 | 19 | 5 | 6 | |
| 541 | Professional, scientific & technical services | 50 929 | 827 190 | 3 332 306 | 3 618 | 2 580 | 409 | 236 | 222 | 87 | 54 | 19 | 5 | 6 | |
| 5411 | Legal services | 3 214 | 43 488 | 194 119 | 485 | 348 | 81 | 25 | 22 | 6 | 2 | 1 | — | — | |
| 54111 | Offices of lawyers | 3 102 | 41 771 | 184 622 | 467 | 336 | 80 | 22 | 20 | 6 | 2 | 1 | — | — | |
| 541110 | Offices of lawyers | 3 102 | 41 771 | 184 622 | 467 | 336 | 80 | 22 | 20 | 6 | 2 | 1 | — | — | |
| 541119 | Other legal services | 112 | 1 717 | 9 497 | 18 | 12 | 1 | 3 | 2 | — | — | — | — | — | |
| 5412 | Accounting, tax prep, bookkeep, payroll services | 4 993 | 64 280 | 289 321 | 271 | 189 | 46 | 13 | 14 | 1 | 3 | 3 | 1 | 1 | |
| 54121 | Accounting, tax prep, bookkeep, payroll services | 4 993 | 64 280 | 289 321 | 271 | 189 | 46 | 13 | 14 | 1 | 3 | 3 | 1 | 1 | |
| 541211 | Offices of certified public accountants | 1 610 | 29 537 | 121 684 | 164 | 108 | 32 | 10 | 10 | 1 | 2 | 1 | — | — | |
| 541214 | Payroll services | 1 353 | 20 608 | 93 379 | 15 | 6 | 4 | — | 1 | — | 1 | 2 | 1 | — | |
| 541219 | Other accounting services | 1 985 | 13 861 | 73 139 | 71 | 56 | 8 | 3 | 3 | — | — | — | — | 1 | |

See footnotes at end of table.

Table 6. Counties—Employees, Payroll, and Establishments by Industry: 2001—Con.

[Excludes most government employees, railroad employees, and self-employed persons. Size class 1 to 4 includes establishments with payroll, but no employees, during mid-March pay period. (D) denotes figures withheld to avoid disclosing data for individual companies; the data are included in broader industry totals. Detailed industries with 100 or more employees are shown if industry was not a (D). For explanation of terms, abbreviations, and data reliability/comparability, see introductory text]

| NAICS code | Industry | Number of employees for week including March 12 | Payroll (\$1,000) | | Total number of establishments | Number of establishments by employment-size class | | | | | | | | | | | | | | |
|------------|---|---|-------------------|------------------|--------------------------------|---|------------|------------|-----------|-----------|------------|------------|------------|---------------|---|---|---|---|---|---|
| | | | First quarter | Annual | | 1 to 4 | 5 to 9 | 10 to 19 | 20 to 49 | 50 to 99 | 100 to 249 | 250 to 499 | 500 to 999 | 1,000 or more | | | | | | |
| 54 | MIDDLESEX—Con. | | | | | | | | | | | | | | | | | | | |
| | Professional, scientific & technical services—Con. | | | | | | | | | | | | | | | | | | | |
| 541 | Professional, scientific & technical services—Con. | | | | | | | | | | | | | | | | | | | |
| 5413 | Architectural, engineering & related services . . . | 3 664 | 47 578 | 215 215 | 280 | 151 | 41 | 32 | 38 | 13 | 4 | 1 | — | — | — | — | — | — | — | — |
| 54131 | Architectural services | 247 | 3 202 | 13 407 | 30 | 18 | 5 | 2 | 5 | — | — | — | — | — | — | — | — | — | — | — |
| 541310 | Architectural services | 247 | 3 202 | 13 407 | 30 | 18 | 5 | 2 | 5 | — | — | — | — | — | — | — | — | — | — | — |
| 54133 | Engineering services | 2 632 | 36 180 | 161 922 | 172 | 85 | 27 | 20 | 25 | 12 | 2 | 1 | — | — | — | — | — | — | — | — |
| 541330 | Engineering services | 2 632 | 36 180 | 161 922 | 172 | 85 | 27 | 20 | 25 | 12 | 2 | 1 | — | — | — | — | — | — | — | — |
| 54138 | Testing laboratories | 538 | 6 133 | 29 906 | 24 | 10 | 3 | 3 | 5 | 1 | 2 | — | — | — | — | — | — | — | — | — |
| 541380 | Testing laboratories | 538 | 6 133 | 29 906 | 24 | 10 | 3 | 3 | 5 | 1 | 2 | — | — | — | — | — | — | — | — | — |
| 5414 | Specialized design services | 376 | 3 893 | 17 090 | 56 | 36 | 13 | 3 | 3 | — | 1 | — | — | — | — | — | — | — | — | — |
| 54142 | Industrial design services (C) | (D) | (D) | (D) | 2 | — | 1 | — | — | — | 1 | — | — | — | — | — | — | — | — | — |
| 54143 | Graphic design services | 202 | 1 630 | 7 715 | 38 | 24 | 9 | 3 | 2 | — | — | — | — | — | — | — | — | — | — | — |
| 541430 | Graphic design services | 202 | 1 630 | 7 715 | 38 | 24 | 9 | 3 | 2 | — | — | — | — | — | — | — | — | — | — | — |
| 5415 | Computer systems design & related services . . . | 25 381 | 472 783 | 1 830 507 | 1 699 | 1 299 | 127 | 93 | 91 | 41 | 34 | 9 | 2 | 3 | | | | | | |
| 54151 | Computer systems design & related services . . . | 25 381 | 472 783 | 1 830 507 | 1 699 | 1 299 | 127 | 93 | 91 | 41 | 34 | 9 | 2 | 3 | | | | | | |
| 541511 | Custom computer programming services . . . | 8 789 | 160 697 | 587 587 | 782 | 581 | 55 | 55 | 48 | 21 | 17 | 5 | — | — | | | | | | |
| 541512 | Computer systems design services | 12 032 | 233 457 | 927 882 | 508 | 372 | 44 | 27 | 31 | 16 | 12 | 3 | 1 | 2 | | | | | | |
| 541513 | Computer facilities management services . . . | 709 | 5 533 | 23 754 | 14 | 9 | 1 | 1 | 1 | — | — | — | — | — | | | | | | |
| 541519 | Other computer related services | 3 851 | 73 096 | 291 284 | 395 | 337 | 27 | 10 | 11 | 3 | 5 | 1 | — | — | | | | | | |
| 5416 | Management, sci & tech consulting services . . . | 7 535 | 111 927 | 418 792 | 465 | 354 | 43 | 26 | 22 | 11 | 4 | 2 | 1 | 2 | | | | | | |
| 54161 | Management consulting services | 6 701 | 100 716 | 371 593 | 340 | 258 | 30 | 17 | 18 | 10 | 2 | 2 | 1 | 2 | | | | | | |
| 541611 | Admin & gen management consulting services | 2 524 | 60 086 | 215 648 | 122 | 91 | 15 | 2 | 4 | 5 | 2 | 2 | 1 | — | | | | | | |
| 541612 | Human res & exec search consulting services | 1 461 | 14 456 | 59 008 | 83 | 60 | 7 | 11 | 4 | — | — | — | — | — | | | | | | |
| 541613 | Marketing consulting services | 2 284 | 20 532 | 70 682 | 75 | 63 | 4 | 2 | 2 | 3 | — | — | — | — | | | | | | |
| 541614 | Process, phys dist & log consulting services | 319 | 3 880 | 16 977 | 37 | 26 | 2 | 2 | 5 | 2 | — | — | — | — | | | | | | |
| 541618 | Other management consulting services | 113 | 1 762 | 9 278 | 23 | 18 | 2 | — | 3 | — | — | — | — | — | | | | | | |
| 54162 | Environmental consulting services | 236 | 3 061 | 13 451 | 43 | 29 | 5 | 7 | 2 | — | — | — | — | — | | | | | | |
| 541620 | Environmental consulting services | 236 | 3 061 | 13 451 | 43 | 29 | 5 | 7 | 2 | — | — | — | — | — | | | | | | |
| 54169 | Oth scientific & technical consulting services . . . | 598 | 8 150 | 33 748 | 82 | 67 | 8 | 2 | 2 | 1 | 2 | — | — | — | | | | | | |
| 541690 | Oth scientific & technical consulting services | 598 | 8 150 | 33 748 | 82 | 67 | 8 | 2 | 2 | 1 | 2 | — | — | — | | | | | | |
| 5417 | Scientific R&D services | 2 635 | 58 417 | 260 506 | 83 | 33 | 15 | 8 | 11 | 10 | 3 | 3 | — | — | | | | | | |
| 54171 | R&D in physical, engineering & life sciences (G) | (D) | (D) | (D) | 79 | 32 | 14 | 7 | 11 | 10 | 3 | 2 | — | — | | | | | | |
| 54172 | R&D in social sciences & humanities (F) | (D) | (D) | (D) | 4 | 1 | 1 | — | — | — | — | — | — | — | | | | | | |
| 5418 | Advertising & related services | 1 519 | 12 539 | 53 975 | 105 | 60 | 18 | 18 | 5 | 3 | — | — | — | — | | | | | | |
| 54181 | Advertising agencies | 296 | 4 386 | 16 790 | 37 | 21 | 6 | 8 | 1 | 1 | — | — | — | — | | | | | | |
| 541810 | Advertising agencies | 296 | 4 386 | 16 790 | 37 | 21 | 6 | 8 | 1 | 1 | — | — | — | — | | | | | | |
| 54186 | Direct mail advertising | 813 | 2 751 | 11 675 | 10 | 3 | 1 | 4 | — | 1 | — | — | — | — | | | | | | |
| 541860 | Direct mail advertising | 813 | 2 751 | 11 675 | 10 | 3 | 1 | 4 | — | 1 | — | — | — | — | | | | | | |
| 54189 | Other services related to advertising | 267 | 3 852 | 14 801 | 30 | 20 | 4 | 2 | 3 | 1 | — | — | — | — | | | | | | |
| 541890 | Other services related to advertising | 267 | 3 852 | 14 801 | 30 | 20 | 4 | 2 | 3 | 1 | — | — | — | — | | | | | | |
| 5419 | Oth professional, scientific, technical services . . | 1 612 | 12 285 | 52 781 | 174 | 110 | 25 | 18 | 16 | 2 | 3 | — | — | — | | | | | | |
| 54191 | Marketing research & public opinion polling | 412 | 4 437 | 18 629 | 24 | 12 | 3 | 4 | 2 | 2 | 1 | — | — | — | | | | | | |
| 541910 | Marketing research & public opinion polling | 412 | 4 437 | 18 629 | 24 | 12 | 3 | 4 | 2 | 2 | 1 | — | — | — | | | | | | |
| 54192 | Photographic services | 354 | 1 959 | 7 646 | 52 | 41 | 4 | 4 | 2 | — | 1 | — | — | — | | | | | | |
| 541921 | Photography studios, portrait | 305 | 1 620 | 6 459 | 42 | 33 | 3 | 4 | 1 | — | 1 | — | — | — | | | | | | |
| 54194 | Veterinary services | 560 | 3 150 | 14 495 | 32 | 8 | 7 | 8 | 8 | — | 1 | — | — | — | | | | | | |
| 541940 | Veterinary services | 560 | 3 150 | 14 495 | 32 | 8 | 7 | 8 | 8 | — | 1 | — | — | — | | | | | | |
| 54199 | All oth prof, scientific & technical services . . . | 275 | 2 643 | 11 679 | 61 | 45 | 10 | 2 | 4 | — | — | — | — | — | | | | | | |
| 541990 | All oth prof, scientific & technical services . . . | 275 | 2 643 | 11 679 | 61 | 45 | 10 | 2 | 4 | — | — | — | — | — | | | | | | |
| 55 | Management of companies & enterprises | 19 421 | 463 960 | 1 652 749 | 151 | 36 | 17 | 27 | 26 | 13 | 13 | 6 | 7 | 6 | | | | | | |
| 551 | Management of companies & enterprises | 19 421 | 463 960 | 1 652 749 | 151 | 36 | 17 | 27 | 26 | 13 | 13 | 6 | 7 | 6 | | | | | | |
| 5511 | Management of companies & enterprises | 19 421 | 463 960 | 1 652 749 | 151 | 36 | 17 | 27 | 26 | 13 | 13 | 6 | 7 | 6 | | | | | | |
| 55111 | Management of companies & enterprises | 19 421 | 463 960 | 1 652 749 | 151 | 36 | 17 | 27 | 26 | 13 | 13 | 6 | 7 | 6 | | | | | | |
| 551112 | Offices of other holding companies | 832 | 13 322 | 56 079 | 22 | 9 | 4 | 4 | 1 | 2 | 1 | — | — | — | | | | | | |
| 551114 | Corp, subsidiary & regional managing offices | 18 589 | 450 638 | 1 596 670 | 129 | 27 | 13 | 23 | 25 | 12 | 11 | 5 | 7 | 6 | | | | | | |
| 56 | Admin, support, waste mgt, remediation services | 45 806 | 264 742 | 1 064 820 | 1 156 | 619 | 164 | 129 | 98 | 62 | 55 | 12 | 9 | 8 | | | | | | |
| 561 | Administrative & support services | 44 415 | 251 944 | 1 009 864 | 1 103 | 600 | 154 | 119 | 94 | 56 | 51 | 12 | 9 | 8 | | | | | | |
| 5611 | Office administrative services | 1 462 | 15 996 | 62 257 | 90 | 54 | 17 | 6 | 6 | 6 | — | — | 1 | — | | | | | | |
| 56111 | Office administrative services | 1 462 | 15 996 | 62 257 | 90 | 54 | 17 | 6 | 6 | 6 | — | — | 1 | — | | | | | | |
| 561110 | Office administrative services | 1 462 | 15 996 | 62 257 | 90 | 54 | 17 | 6 | 6 | 6 | — | — | 1 | — | | | | | | |
| 5612 | Facilities support services | 190 | 889 | 4 452 | 7 | 3 | 1 | 1 | 1 | — | 1 | — | — | — | | | | | | |
| 56121 | Facilities support services | 190 | 889 | 4 452 | 7 | 3 | 1 | 1 | 1 | — | 1 | — | — | — | | | | | | |
| 561210 | Facilities support services | 190 | 889 | 4 452 | 7 | 3 | 1 | 1 | 1 | — | 1 | — | — | — | | | | | | |
| 5613 | Employment services | 26 221 | 156 283 | 603 009 | 245 | 80 | 25 | 29 | 30 | 31 | 33 | 6 | 4 | 7 | | | | | | |
| 56131 | Employment placement agencies | 913 | 7 614 | 28 787 | 53 | 31 | 5 | 7 | 6 | 3 | — | 1 | — | — | | | | | | |
| 561310 | Employment placement agencies | 913 | 7 614 | 28 787 | 53 | 31 | 5 | 7 | 6 | 3 | — | 1 | — | — | | | | | | |
| 56132 | Temporary help services | 21 494 | 120 414 | 452 388 | 171 | 45 | 15 | 18 | 23 | 26 | 30 | 5 | 4 | 5 | | | | | | |
| 561320 | Temporary help services | 21 494 | 120 414 | 452 388 | 171 | 45 | 15 | 18 | 23 | | | | | | | | | | | |

Table 6. Counties—Employees, Payroll, and Establishments by Industry: 2001—Con.

[Excludes most government employees, railroad employees, and self-employed persons. Size class 1 to 4 includes establishments with payroll, but no employees, during mid-March pay period. (D) denotes figures withheld to avoid disclosing data for individual companies; the data are included in broader industry totals. Detailed industries with 100 or more employees are shown if industry was not a (D). For explanation of terms, abbreviations, and data reliability/comparability, see introductory text]

| NAICS code | Industry | Number of employees for week including March 12 | Payroll (\$1,000) | | Total number of establishments | Number of establishments by employment-size class | | | | | | | | | |
|-----------------------|--|---|-------------------|------------------|--------------------------------|---|------------|------------|------------|-----------|------------|------------|------------|---------------|--|
| | | | First quarter | Annual | | 1 to 4 | 5 to 9 | 10 to 19 | 20 to 49 | 50 to 99 | 100 to 249 | 250 to 499 | 500 to 999 | 1,000 or more | |
| MIDDLESEX—Con. | | | | | | | | | | | | | | | |
| 56 | Admin, support, waste mgmt, remediation services—Con. | | | | | | | | | | | | | | |
| 561 | Administrative & support services—Con. | | | | | | | | | | | | | | |
| 5615 | Travel arrangement & reservation services | 1 105 | 7 903 | 25 789 | 127 | 87 | 16 | 13 | 7 | 2 | 2 | — | — | — | |
| 56151 | Travel agencies | 959 | 7 453 | 23 895 | 112 | 78 | 14 | 11 | 6 | 1 | 2 | — | — | — | |
| 561510 | Travel agencies | 959 | 7 453 | 23 895 | 112 | 78 | 14 | 11 | 6 | 1 | 2 | — | — | — | |
| 56159 | Oth travel arrangement & reservation services | 129 | 314 | 1 337 | 9 | 5 | 1 | 1 | 1 | 1 | — | — | — | — | |
| 561599 | All oth travel arrange & reservation services | 129 | 314 | 1 337 | 9 | 5 | 1 | 1 | 1 | 1 | — | — | — | — | |
| 5616 | Investigation & security services | 1 965 | 13 329 | 51 923 | 48 | 20 | 8 | 3 | 7 | 6 | 1 | 3 | — | — | |
| 56161 | Investigation, guard & armored car services | 1 326 | 6 671 | 25 243 | 19 | 8 | 2 | 1 | 3 | 2 | — | 3 | — | — | |
| 561611 | Investigation services | 114 | 275 | 1 581 | 9 | 6 | 2 | — | — | 1 | — | — | — | — | |
| 561612 | Security guards & patrol services | 1 212 | 6 396 | 23 662 | 10 | 2 | — | 1 | 3 | 1 | — | 3 | — | — | |
| 56162 | Security systems services | 639 | 6 658 | 26 680 | 29 | 12 | 6 | 2 | 4 | 4 | 1 | — | — | — | |
| 561621 | Security systems services (except locksmiths) | 599 | 6 370 | 25 594 | 18 | 4 | 3 | 2 | 4 | 4 | 1 | — | — | — | |
| 5617 | Services to buildings & dwellings | 5 765 | 27 848 | 130 683 | 430 | 282 | 60 | 42 | 26 | 6 | 10 | 2 | 2 | — | |
| 56171 | Exterminating & pest control services | 244 | 2 571 | 11 268 | 26 | 19 | 1 | 3 | 2 | — | 1 | — | — | — | |
| 561710 | Exterminating & pest control services | 244 | 2 571 | 11 268 | 26 | 19 | 1 | 3 | 2 | — | 1 | — | — | — | |
| 56172 | Janitorial services | 3 886 | 17 759 | 73 030 | 161 | 89 | 29 | 19 | 11 | 4 | 5 | 2 | 2 | — | |
| 561720 | Janitorial services | 3 886 | 17 759 | 73 030 | 161 | 89 | 29 | 19 | 11 | 4 | 5 | 2 | 2 | — | |
| 56173 | Landscaping services | 1 409 | 6 603 | 41 098 | 201 | 149 | 19 | 15 | 12 | 2 | 4 | — | — | — | |
| 561730 | Landscaping services | 1 409 | 6 603 | 41 098 | 201 | 149 | 19 | 15 | 12 | 2 | 4 | — | — | — | |
| 56179 | Other services to buildings & dwellings | 151 | 496 | 2 635 | 23 | 11 | 8 | 3 | 1 | — | — | — | — | — | |
| 561790 | Other services to buildings & dwellings | 151 | 496 | 2 635 | 23 | 11 | 8 | 3 | 1 | — | — | — | — | — | |
| 5619 | Other support services | 1 808 | 7 395 | 32 793 | 69 | 31 | 12 | 12 | 9 | 1 | 2 | 1 | 1 | — | |
| 56191 | Packaging & labeling services | 847 | 4 203 | 17 838 | 19 | 3 | 4 | 2 | 6 | 1 | 2 | 1 | — | — | |
| 561910 | Packaging & labeling services | 847 | 4 203 | 17 838 | 19 | 3 | 4 | 2 | 6 | 1 | 2 | 1 | — | — | |
| 56199 | All other support services | 895 | 2 315 | 10 486 | 43 | 25 | 8 | 6 | 3 | — | — | — | 1 | — | |
| 561990 | All other support services | 895 | 2 315 | 10 486 | 43 | 25 | 8 | 6 | 3 | — | — | — | 1 | — | |
| 562 | Waste management & remediation services | 1 391 | 12 798 | 54 956 | 53 | 19 | 10 | 10 | 4 | 6 | 4 | — | — | — | |
| 5621 | Waste collection | 655 | 6 366 | 24 611 | 22 | 11 | 3 | 3 | 1 | 2 | 2 | — | — | — | |
| 56211 | Waste collection | 655 | 6 366 | 24 611 | 22 | 11 | 3 | 3 | 1 | 2 | 2 | — | — | — | |
| 562111 | Solid waste collection | 647 | 6 267 | 24 112 | 18 | 7 | 3 | 3 | 1 | 2 | 2 | — | — | — | |
| 5622 | Waste treatment & disposal | 146 | 1 338 | 5 473 | 9 | 3 | 3 | 2 | — | 1 | — | — | — | — | |
| 56221 | Waste treatment & disposal | 146 | 1 338 | 5 473 | 9 | 3 | 3 | 2 | — | 1 | — | — | — | — | |
| 562212 | Solid waste landfill | 109 | 1 040 | 4 183 | 5 | 1 | 3 | — | — | 1 | — | — | — | — | |
| 5629 | Remediation & oth waste management services | 590 | 5 094 | 24 872 | 22 | 5 | 4 | 5 | 3 | 3 | 2 | — | — | — | |
| 56291 | Remediation services (E) | (D) | (D) | (D) | 11 | 2 | 1 | 4 | 3 | — | 1 | — | — | — | |
| 56299 | All other waste management services | 244 | 2 357 | 13 967 | 8 | 2 | 3 | — | — | 2 | 1 | — | — | — | |
| 61 | Educational services | 3 846 | 23 979 | 103 156 | 214 | 90 | 40 | 39 | 28 | 9 | 7 | 1 | — | — | |
| 611 | Educational services | 3 846 | 23 979 | 103 156 | 214 | 90 | 40 | 39 | 28 | 9 | 7 | 1 | — | — | |
| 6111 | Elementary & secondary schools | 1 672 | 9 459 | 37 315 | 41 | 7 | 3 | 6 | 14 | 7 | 4 | — | — | — | |
| 61111 | Elementary & secondary schools | 1 672 | 9 459 | 37 315 | 41 | 7 | 3 | 6 | 14 | 7 | 4 | — | — | — | |
| 611110 | Elementary & secondary schools | 1 672 | 9 459 | 37 315 | 41 | 7 | 3 | 6 | 14 | 7 | 4 | — | — | — | |
| 6112 | Junior colleges | (C) | (D) | (D) | 2 | — | — | 1 | — | — | 1 | — | — | — | |
| 61121 | Junior colleges | (C) | (D) | (D) | 2 | — | — | 1 | — | — | 1 | — | — | — | |
| 6113 | Colleges, universities & professional schools | (E) | (D) | (D) | 4 | 2 | — | 1 | — | — | — | 1 | — | — | |
| 61131 | Colleges, universities & professional schools | (E) | (D) | (D) | 4 | 2 | — | 1 | — | — | — | 1 | — | — | |
| 6114 | Business schools & computer & mgt training | 374 | 2 954 | 10 638 | 33 | 19 | 3 | 5 | 4 | 1 | 1 | — | — | — | |
| 61141 | Business & secretarial schools | (C) | (D) | (D) | 1 | — | — | — | — | — | 1 | — | — | — | |
| 61142 | Computer training | 224 | 2 051 | 6 701 | 23 | 13 | 3 | 2 | 4 | 1 | — | — | — | — | |
| 611420 | Computer training | 224 | 2 051 | 6 701 | 23 | 13 | 3 | 2 | 4 | 1 | — | — | — | — | |
| 6115 | Technical & trade schools | 243 | 2 143 | 13 607 | 17 | 6 | 3 | 4 | 4 | — | — | — | — | — | |
| 61151 | Technical & trade schools | 243 | 2 143 | 13 607 | 17 | 6 | 3 | 4 | 4 | — | — | — | — | — | |
| 611519 | Other technical & trade schools | 178 | 1 630 | 11 447 | 12 | 4 | 3 | 2 | 3 | — | — | — | — | — | |
| 6116 | Other schools & instruction | 678 | 2 364 | 10 058 | 103 | 50 | 28 | 19 | 6 | — | — | — | — | — | |
| 61161 | Fine arts schools | 287 | 961 | 3 736 | 40 | 15 | 13 | 10 | 2 | — | — | — | — | — | |
| 611610 | Fine arts schools | 287 | 961 | 3 736 | 40 | 15 | 13 | 10 | 2 | — | — | — | — | — | |
| 61162 | Sports & recreation instruction | (C) | (D) | (D) | 27 | 14 | 11 | 2 | — | — | — | — | — | — | |
| 61169 | All other schools & instruction | 267 | 970 | 4 397 | 35 | 20 | 4 | 7 | 4 | — | — | — | — | — | |
| 611691 | Exam preparation & tutoring | 131 | 342 | 1 595 | 14 | 6 | 1 | 5 | 2 | — | — | — | — | — | |
| 611699 | All other miscellaneous schools & instruction | 104 | 483 | 1 915 | 13 | 9 | 1 | 1 | 2 | — | — | — | — | — | |
| 6117 | Educational support services | 248 | 2 459 | 11 620 | 14 | 6 | 3 | 3 | — | 1 | 1 | — | — | — | |
| 61171 | Educational support services | 248 | 2 459 | 11 620 | 14 | 6 | 3 | 3 | — | 1 | 1 | — | — | — | |
| 611710 | Educational support services | 248 | 2 459 | 11 620 | 14 | 6 | 3 | 3 | — | 1 | 1 | — | — | — | |
| 62 | Health care and social assistance | 32 182 | 274 682 | 1 210 279 | 1 687 | 811 | 439 | 229 | 130 | 39 | 27 | 5 | 2 | 5 | |
| 621 | Ambulatory health care services | 12 215 | 113 154 | 524 116 | 1 410 | 738 | 384 | 175 | 79 | 22 | 9 | 3 | — | — | |
| 6211 | Offices of physicians | 4 947 | 60 446 | 291 061 | 624 | 321 | 177 | 76 | 40 | 8 | 1 | 1 | — | — | |
| 62111 | Offices of physicians | 4 947 | 60 446 | 291 061 | 624 | 321 | 177 | 76 | 40 | 8 | 1 | 1 | — | — | |
| 621111 | Offices of physicians (exc mental health) | 4 908 | 59 402 | 286 714 | 613 | 313 | 174 | 76 | 40 | 8 | 1 | 1 | — | — | |
| 6212 | Offices of dentists | 2 235 | 16 878 | 76 688 | 354 | 156 | 133 | 51 | 12 | 2 | — | — | — | — | |
| 62121 | Offices of dentists | 2 235 | 16 878 | 76 688 | 354 | 156 | 133 | 51 | 12 | 2 | — | — | — | — | |
| 621210 | Offices of dentists | 2 235 | 16 878 | 76 688 | 354 | 156 | 133 | 51 | 12 | 2 | — | — | — | — | |
| 6213 | Offices of other health practitioners | 1 352 | 8 534 | 37 965 | 283 | 202 | 51 | 22 | 6 | 1 | 1 | — | — | — | |
| 62131 | Offices of chiropractors | 385 | 1 982 | 8 944 | 114 | 93 | 14 | 6 | 1 | — | — | — | — | — | |
| 621310 | Offices of chiropractors | 385 | 1 982 | 8 944 | 114 | 93 | 14 | 6 | 1 | — | — | — | — | — | |
| 62132 | Offices of optometrists | 261 | 1 350 | 5 948 | 54 | 30 | 15 | 9 | — | — | — | — | — | — | |
| 621320 | Offices of optometrists | 261 | 1 350 | 5 948 | 54 | 30 | 15 | 9 | — | — | — | — | — | — | |
| 62134 | Offices of PT, OT, speech therapy & audiology | 514 | 4 060 | 17 780 | 47 | 23 | 12 | 6 | 4 | 1 | 1 | — | — | — | |
| 621340 | Offices of PT, OT, speech therapy & audiology | 514 | 4 060 | 17 780 | 47 | 23 | 12 | 6 | 4 | 1 | 1 | — | — | — | |

See footnotes at end of table.

Table 6. Counties—Employees, Payroll, and Establishments by Industry: 2001—Con.

[Excludes most government employees, railroad employees, and self-employed persons. Size class 1 to 4 includes establishments with payroll, but no employees, during mid-March pay period. (D) denotes figures withheld to avoid disclosing data for individual companies; the data are included in broader industry totals. Detailed industries with 100 or more employees are shown if industry was not a (D). For explanation of terms, abbreviations, and data reliability/comparability, see introductory text]

| NAICS code | Industry | Number of employees for week including March 12 | Payroll (\$1,000) | | Total number of establishments | Number of establishments by employment-size class | | | | | | | | | | | |
|------------|--|---|-------------------|---------------|--------------------------------|---|-----------|-----------|-----------|-----------|------------|------------|------------|---------------|---|---|---|
| | | | First quarter | Annual | | 1 to 4 | 5 to 9 | 10 to 19 | 20 to 49 | 50 to 99 | 100 to 249 | 250 to 499 | 500 to 999 | 1,000 or more | | | |
| 62 | MIDDLESEX—Con. | | | | | | | | | | | | | | | | |
| | Health care and social assistance—Con. | | | | | | | | | | | | | | | | |
| 621 | Ambulatory health care services—Con. | | | | | | | | | | | | | | | | |
| 6213 | Offices of other health practitioners—Con. | | | | | | | | | | | | | | | | |
| 62139 | Offices of all other health practitioners | 137 | 689 | 3 142 | 43 | 34 | 8 | — | 1 | — | — | — | — | — | — | — | — |
| 621391 | Offices of podiatrists | 123 | 617 | 2 781 | 30 | 22 | 7 | — | 1 | — | — | — | — | — | — | — | — |
| 6214 | Outpatient care centers | 617 | 5 260 | 23 637 | 57 | 27 | 10 | 12 | 6 | 2 | — | — | — | — | — | — | — |
| 62149 | Other outpatient care centers | 552 | 4 896 | 21 848 | 48 | 21 | 9 | 11 | 5 | 2 | — | — | — | — | — | — | — |
| 621492 | Kidney dialysis centers | 187 | 1 851 | 8 117 | 9 | 2 | — | 5 | 1 | 1 | — | — | — | — | — | — | — |
| 621498 | All other outpatient care centers | 331 | 2 709 | 11 602 | 33 | 16 | 7 | 5 | 4 | 1 | — | — | — | — | — | — | — |
| 6215 | Medical & diagnostic laboratories | 694 | 5 797 | 25 944 | 33 | 13 | 7 | 4 | 5 | 2 | 2 | — | — | — | — | — | — |
| 62151 | Medical & diagnostic laboratories | 694 | 5 797 | 25 944 | 33 | 13 | 7 | 4 | 5 | 2 | 2 | — | — | — | — | — | — |
| 621511 | Medical laboratories | 395 | 3 572 | 15 743 | 17 | 6 | 5 | 2 | 1 | 2 | 1 | — | — | — | — | — | — |
| 621512 | Diagnostic Imaging centers | 299 | 2 225 | 10 201 | 16 | 7 | 2 | 2 | 4 | — | 1 | — | — | — | — | — | — |
| 6216 | Home health care services | 1 395 | 6 298 | 24 034 | 31 | 9 | 3 | 3 | 7 | 5 | 3 | 1 | — | — | — | — | — |
| 62161 | Home health care services | 1 395 | 6 298 | 24 034 | 31 | 9 | 3 | 3 | 7 | 5 | 3 | 1 | — | — | — | — | — |
| 621610 | Home health care services | 1 395 | 6 298 | 24 034 | 31 | 9 | 3 | 3 | 7 | 5 | 3 | 1 | — | — | — | — | — |
| 6219 | Other ambulatory health care services | 975 | 9 941 | 44 787 | 28 | 10 | 3 | 7 | 3 | 2 | 2 | 1 | — | — | — | — | — |
| 62191 | Ambulance services | 329 | 1 489 | 7 969 | 18 | 6 | 3 | 5 | 3 | — | 1 | — | — | — | — | — | — |
| 621910 | Ambulance services | 329 | 1 489 | 7 969 | 18 | 6 | 3 | 5 | 3 | — | 1 | — | — | — | — | — | — |
| 62199 | All other ambulatory health care services | 646 | 8 452 | 36 818 | 10 | 4 | — | 2 | — | 2 | 1 | 1 | — | — | — | — | — |
| 622 | Hospitals | 12 819 | 126 515 | 536 818 | 10 | 2 | — | — | — | — | — | — | 1 | 2 | 5 | — | — |
| 6221 | General medical & surgical hospitals | 10 325 | 107 546 | 452 282 | 7 | 2 | — | — | — | — | — | — | 1 | — | 4 | — | — |
| 62211 | General medical & surgical hospitals | 10 325 | 107 546 | 452 282 | 7 | 2 | — | — | — | — | — | — | 1 | — | 4 | — | — |
| 622110 | General medical & surgical hospitals | 10 325 | 107 546 | 452 282 | 7 | 2 | — | — | — | — | — | — | 1 | — | 4 | — | — |
| 6222 | Psychiatric & substance abuse hospitals | (G) | (D) | (D) | 2 | — | — | — | — | — | — | — | — | 1 | 1 | — | — |
| 62221 | Psychiatric & substance abuse hospitals | (G) | (D) | (D) | 2 | — | — | — | — | — | — | — | — | 1 | 1 | — | — |
| 6223 | Other specialty hospitals | (F) | (D) | (D) | 1 | — | — | — | — | — | — | — | — | 1 | — | — | — |
| 62231 | Other specialty hospitals | (F) | (D) | (D) | 1 | — | — | — | — | — | — | — | — | 1 | — | — | — |
| 623 | Nursing & residential care facilities | 3 127 | 17 729 | 73 825 | 46 | 7 | 6 | 3 | 8 | 9 | 12 | 1 | — | — | — | — | — |
| 6231 | Nursing care facilities | 2 127 | 12 693 | 52 031 | 19 | 2 | — | — | 3 | 4 | 9 | 1 | — | — | — | — | — |
| 62311 | Nursing care facilities | 2 127 | 12 693 | 52 031 | 19 | 2 | — | — | 3 | 4 | 9 | 1 | — | — | — | — | — |
| 623110 | Nursing care facilities | 2 127 | 12 693 | 52 031 | 19 | 2 | — | — | 3 | 4 | 9 | 1 | — | — | — | — | — |
| 6232 | Residential mental retardation, health facil | 299 | 1 638 | 6 942 | 7 | 1 | — | 1 | 3 | 1 | 1 | — | — | — | — | — | — |
| 62321 | Residential mental retardation facilities | (C) | (D) | (D) | 2 | — | — | — | 1 | — | 1 | — | — | — | — | — | — |
| 62322 | Residential mental health, subst abuse facil .. | (C) | (D) | (D) | 5 | 1 | — | 1 | 2 | 1 | — | — | — | — | — | — | — |
| 6233 | Community care facilities for the elderly | 574 | 2 753 | 12 140 | 15 | 4 | 6 | — | — | 3 | 2 | — | — | — | — | — | — |
| 62331 | Community care facilities for the elderly | 574 | 2 753 | 12 140 | 15 | 4 | 6 | — | — | 3 | 2 | — | — | — | — | — | — |
| 623311 | Continuing care retirement communities | 337 | 1 557 | 6 730 | 4 | 1 | — | — | — | 2 | 1 | — | — | — | — | — | — |
| 623312 | Homes for the elderly | 237 | 1 196 | 5 410 | 11 | 3 | 6 | — | — | 1 | 1 | — | — | — | — | — | — |
| 6239 | Other residential care facilities | 127 | 645 | 2 712 | 5 | — | — | 2 | 2 | 1 | — | — | — | — | — | — | — |
| 62399 | Other residential care facilities | 127 | 645 | 2 712 | 5 | — | — | 2 | 2 | 1 | — | — | — | — | — | — | — |
| 623990 | Other residential care facilities | 127 | 645 | 2 712 | 5 | — | — | 2 | 2 | 1 | — | — | — | — | — | — | — |
| 624 | Social assistance | 4 021 | 17 284 | 75 520 | 221 | 64 | 49 | 51 | 43 | 8 | 6 | — | — | — | — | — | — |
| 6241 | Individual & family services | 1 359 | 6 696 | 30 220 | 65 | 28 | 14 | 8 | 9 | 2 | 4 | — | — | — | — | — | — |
| 62411 | Child & youth services | 294 | 1 452 | 6 302 | 14 | 4 | 3 | 4 | 2 | — | 1 | — | — | — | — | — | — |
| 624110 | Child & youth services | 294 | 1 452 | 6 302 | 14 | 4 | 3 | 4 | 2 | — | 1 | — | — | — | — | — | — |
| 62412 | Services for elderly & disabled persons | 620 | 2 767 | 13 166 | 12 | 4 | 2 | 2 | 1 | — | 3 | — | — | — | — | — | — |
| 624120 | Services for elderly & disabled persons | 620 | 2 767 | 13 166 | 12 | 4 | 2 | 2 | 1 | — | 3 | — | — | — | — | — | — |
| 62419 | Other individual & family services | 445 | 2 477 | 10 752 | 39 | 20 | 9 | 2 | 6 | 2 | — | — | — | — | — | — | — |
| 624190 | Other individual & family services | 445 | 2 477 | 10 752 | 39 | 20 | 9 | 2 | 6 | 2 | — | — | — | — | — | — | — |
| 6242 | Community, emergency & other relief services .. | 173 | 648 | 2 777 | 13 | 6 | 2 | 2 | 2 | 1 | — | — | — | — | — | — | — |
| 6243 | Vocational rehabilitation services | 474 | 3 006 | 13 286 | 10 | 1 | — | 3 | 4 | — | 2 | — | — | — | — | — | — |
| 62431 | Vocational rehabilitation services | 474 | 3 006 | 13 286 | 10 | 1 | — | 3 | 4 | — | 2 | — | — | — | — | — | — |
| 624310 | Vocational rehabilitation services | 474 | 3 006 | 13 286 | 10 | 1 | — | 3 | 4 | — | 2 | — | — | — | — | — | — |
| 6244 | Child day care services | 2 015 | 6 934 | 29 237 | 133 | 29 | 33 | 38 | 28 | 5 | — | — | — | — | — | — | — |
| 62441 | Child day care services | 2 015 | 6 934 | 29 237 | 133 | 29 | 33 | 38 | 28 | 5 | — | — | — | — | — | — | — |
| 624410 | Child day care services | 2 015 | 6 934 | 29 237 | 133 | 29 | 33 | 38 | 28 | 5 | — | — | — | — | — | — | — |
| 71 | Arts, entertainment & recreation | 3 447 | 11 099 | 53 368 | 185 | 97 | 16 | 29 | 22 | 14 | 6 | 1 | — | — | — | — | — |
| 711 | Performing arts, spectator sports & related industries | 583 | 2 282 | 11 320 | 57 | 40 | 8 | 3 | 3 | 1 | 2 | — | — | — | — | — | — |
| 7111 | Performing arts companies | 251 | 834 | 3 554 | 14 | 6 | 3 | 2 | 2 | — | 1 | — | — | — | — | — | — |
| 71111 | Theater companies & dinner theaters | 204 | 661 | 2 572 | 5 | 2 | — | — | 2 | — | 1 | — | — | — | — | — | — |
| 711110 | Theater companies & dinner theaters | 204 | 661 | 2 572 | 5 | 2 | — | — | 2 | — | 1 | — | — | — | — | — | — |
| 7112 | Spectator sports | 140 | 532 | 2 266 | 9 | 6 | 2 | — | — | — | 1 | — | — | — | — | — | — |
| 71121 | Spectator sports | 140 | 532 | 2 266 | 9 | 6 | 2 | — | — | — | 1 | — | — | — | — | — | — |
| 7113 | Promoters of entertainment events | 135 | 605 | 4 076 | 8 | 5 | 1 | — | 1 | 1 | — | — | — | — | — | — | — |
| 71131 | Promoters of entertainment events with facility | (C) | (D) | (D) | 4 | 3 | — | — | — | 1 | — | — | — | — | — | — | — |
| 713 | Amusement, gambling & recreation industries | 2 826 | 8 708 | 41 452 | 122 | 53 | 8 | 24 | 19 | 13 | 4 | 1 | — | — | — | — | — |
| 7139 | Other amusement & recreation industries | 2 788 | 8 645 | 41 109 | 115 | 48 | 8 | 22 | 19 | 13 | 4 | 1 | — | — | — | — | — |
| 71391 | Golf courses & country clubs | 429 | 1 773 | 10 620 | 9 | — | — | 3 | 1 | 4 | 1 | — | — | — | — | — | — |
| 713910 | Golf courses & country clubs | 429 | 1 773 | 10 620 | 9 | — | — | 3 | 1 | 4 | 1 | — | — | — | — | — | — |
| 71394 | Fitness & recreational sports centers | 1 713 | 4 371 | 19 024 | 66 | 30 | 6 | 10 | 11 | 5 | 3 | 1 | — | — | — | — | — |
| 713940 | Fitness & recreational sports centers | 1 713 | 4 371 | 19 024 | 66 | 30 | 6 | 10 | 11 | 5 | 3 | 1 | — | — | — | — | — |
| 71395 | Bowling centers | 223 | 515 | 2 278 | 7 | 2 | — | — | 3 | 2 | — | — | — | — | — | — | — |
| 713950 | Bowling centers | 223 | 515 | 2 278 | 7 | 2 | — | — | 3 | 2 | — | — | — | — | — | — | — |
| 71399 | All other amusement & recreation industries .. | 334 | 1 402 | 6 381 | 26 | 15 | — | 6 | 3 | 2 | — | — | — | — | — | — | — |
| 713990 | All other amusement & recreation industries .. | 334 | 1 402 | 6 381 | 26 | 15 | — | 6 | 3 | 2 | — | — | — | — | — | — | — |

See footnotes at end of table.

Table 6. Counties—Employees, Payroll, and Establishments by Industry: 2001—Con.

[Excludes most government employees, railroad employees, and self-employed persons. Size class 1 to 4 includes establishments with payroll, but no employees, during mid-March pay period. (D) denotes figures withheld to avoid disclosing data for individual companies; the data are included in broader industry totals. Detailed industries with 100 or more employees are shown if industry was not a (D). For explanation of terms, abbreviations, and data reliability/comparability, see introductory text]

| NAICS code | Industry | Number of employees for week including March 12 | Payroll (\$1,000) | | Total number of establishments | Number of establishments by employment-size class | | | | | | | | |
|-----------------------|--|---|-------------------|----------------|--------------------------------|---|------------|------------|------------|-----------|------------|------------|------------|---------------|
| | | | First quarter | Annual | | 1 to 4 | 5 to 9 | 10 to 19 | 20 to 49 | 50 to 99 | 100 to 249 | 250 to 499 | 500 to 999 | 1,000 or more |
| MIDDLESEX—Con. | | | | | | | | | | | | | | |
| 72 | Accommodation & food services | 19 198 | 65 741 | 279 441 | 1 318 | 650 | 246 | 170 | 167 | 52 | 29 | 4 | — | — |
| 721 | Accommodation | 3 198 | 16 337 | 70 958 | 83 | 34 | 12 | 14 | 9 | 2 | 8 | 4 | — | — |
| 7211 | Traveler accommodation | 3 176 | 16 205 | 69 891 | 78 | 31 | 10 | 14 | 9 | 2 | 8 | 4 | — | — |
| 72111 | Hotels (exc casino hotels) & motels | 3 111 | 15 950 | 68 815 | 74 | 29 | 9 | 14 | 9 | 1 | 8 | 4 | — | — |
| 721110 | Hotels (exc casino hotels) & motels | 3 111 | 15 950 | 68 815 | 74 | 29 | 9 | 14 | 9 | 1 | 8 | 4 | — | — |
| 722 | Food services & drinking places | 16 000 | 49 404 | 208 483 | 1 235 | 616 | 234 | 156 | 158 | 50 | 21 | — | — | — |
| 7221 | Full-service restaurants | 7 426 | 22 902 | 97 572 | 378 | 153 | 67 | 53 | 57 | 33 | 15 | — | — | — |
| 72211 | Full-service restaurants | 7 426 | 22 902 | 97 572 | 378 | 153 | 67 | 53 | 57 | 33 | 15 | — | — | — |
| 722110 | Full-service restaurants | 7 426 | 22 902 | 97 572 | 378 | 153 | 67 | 53 | 57 | 33 | 15 | — | — | — |
| 7222 | Limited-service eating places | 5 955 | 16 690 | 70 463 | 591 | 336 | 101 | 59 | 77 | 14 | 4 | — | — | — |
| 72221 | Limited-service eating places | 5 955 | 16 690 | 70 463 | 591 | 336 | 101 | 59 | 77 | 14 | 4 | — | — | — |
| 722211 | Limited-service restaurants | 4 914 | 13 705 | 57 516 | 448 | 257 | 72 | 37 | 66 | 12 | 4 | — | — | — |
| 722213 | Snack & nonalcoholic beverage bars | 973 | 2 650 | 11 715 | 130 | 71 | 26 | 20 | 11 | 2 | — | — | — | — |
| 7223 | Special food services | 1 889 | 7 616 | 31 710 | 126 | 40 | 32 | 30 | 19 | 3 | 2 | — | — | — |
| 72231 | Food service contractors | 1 389 | 5 348 | 21 614 | 89 | 17 | 29 | 28 | 12 | 2 | 1 | — | — | — |
| 722310 | Food service contractors | 1 389 | 5 348 | 21 614 | 89 | 17 | 29 | 28 | 12 | 2 | 1 | — | — | — |
| 72232 | Caterers | 412 | 1 558 | 7 215 | 27 | 17 | 1 | 2 | 5 | 1 | 1 | — | — | — |
| 722320 | Caterers | 412 | 1 558 | 7 215 | 27 | 17 | 1 | 2 | 5 | 1 | 1 | — | — | — |
| 7224 | Drinking places (alcoholic beverages) | 730 | 2 196 | 8 738 | 140 | 87 | 34 | 14 | 5 | — | — | — | — | — |
| 72241 | Drinking places (alcoholic beverages) | 730 | 2 196 | 8 738 | 140 | 87 | 34 | 14 | 5 | — | — | — | — | — |
| 722410 | Drinking places (alcoholic beverages) | 730 | 2 196 | 8 738 | 140 | 87 | 34 | 14 | 5 | — | — | — | — | — |
| 81 | Other services (except public administration) | 14 178 | 101 610 | 426 753 | 1 846 | 1 211 | 356 | 145 | 96 | 26 | 10 | — | 2 | — |
| 811 | Repair & maintenance | 3 654 | 34 674 | 148 505 | 618 | 411 | 124 | 48 | 28 | 5 | 2 | — | — | — |
| 8111 | Automotive repair & maintenance | 2 132 | 15 352 | 68 259 | 444 | 296 | 98 | 35 | 13 | 2 | — | — | — | — |
| 81111 | Automotive mechanical & electrical R&M | 1 093 | 8 151 | 39 663 | 290 | 214 | 59 | 11 | 6 | — | — | — | — | — |
| 811111 | General automotive repair | 933 | 6 919 | 34 316 | 248 | 185 | 48 | 9 | 6 | — | — | — | — | — |
| 81112 | Automotive body, paint, interior & glass repair | 596 | 4 993 | 21 270 | 102 | 59 | 23 | 17 | 3 | — | — | — | — | — |
| 811121 | Automotive body, paint & interior R&M | 552 | 4 500 | 19 191 | 95 | 54 | 23 | 15 | 3 | — | — | — | — | — |
| 81119 | Other automotive R&M | 443 | 2 208 | 7 326 | 52 | 23 | 16 | 7 | 4 | 2 | — | — | — | — |
| 811192 | Car washes | 308 | 1 552 | 4 397 | 36 | 20 | 8 | 4 | 2 | 2 | — | — | — | — |
| 8112 | Electronic & precision equipment R&M | 634 | 10 472 | 43 595 | 59 | 43 | 8 | 1 | 3 | 2 | 2 | — | — | — |
| 81121 | Electronic & precision equipment R&M | 634 | 10 472 | 43 595 | 59 | 43 | 8 | 1 | 3 | 2 | 2 | — | — | — |
| 811212 | Computer & office machine R&M | 369 | 6 954 | 29 723 | 32 | 20 | 7 | 1 | 1 | 2 | 1 | — | — | — |
| 811219 | Other electronic & precision equipment R&M | 194 | 2 874 | 11 195 | 8 | 6 | — | — | 1 | — | 1 | — | — | — |
| 8113 | Commercial equipment (exc auto & elec) R&M | 688 | 7 467 | 30 452 | 65 | 33 | 12 | 9 | 10 | 1 | — | — | — | — |
| 81131 | Commercial equipment (exc auto & elec) R&M | 688 | 7 467 | 30 452 | 65 | 33 | 12 | 9 | 10 | 1 | — | — | — | — |
| 811310 | Commercial equipment (exc auto & elec) R&M | 688 | 7 467 | 30 452 | 65 | 33 | 12 | 9 | 10 | 1 | — | — | — | — |
| 8114 | Personal & household goods R&M | 200 | 1 383 | 6 199 | 50 | 39 | 6 | 3 | 2 | — | — | — | — | — |
| 81141 | Home, garden equipment & appliance R&M | 125 | 848 | 3 892 | 26 | 18 | 4 | 3 | 1 | — | — | — | — | — |
| 812 | Personal & laundry services | 3 643 | 16 742 | 70 455 | 698 | 491 | 131 | 52 | 19 | 2 | 3 | — | — | — |
| 8121 | Personal care services | 1 757 | 5 717 | 23 888 | 388 | 260 | 87 | 32 | 8 | 1 | — | — | — | — |
| 81211 | Hair, nail & skin care services | 1 622 | 5 070 | 21 150 | 357 | 238 | 80 | 31 | 7 | 1 | — | — | — | — |
| 812112 | Beauty salons | 1 473 | 4 595 | 19 124 | 288 | 178 | 72 | 30 | 7 | 1 | — | — | — | — |
| 81219 | Other personal care services | 135 | 647 | 2 738 | 31 | 22 | 7 | 1 | — | — | — | — | — | — |
| 812199 | Other personal care services | 110 | 436 | 1 785 | 24 | 18 | 4 | 1 | 1 | — | — | — | — | — |
| 8122 | Death care services | 420 | 3 363 | 15 686 | 62 | 37 | 12 | 10 | 2 | 1 | — | — | — | — |
| 81221 | Funeral homes | 193 | 1 520 | 6 819 | 42 | 28 | 7 | 7 | — | — | — | — | — | — |
| 812210 | Funeral homes | 193 | 1 520 | 6 819 | 42 | 28 | 7 | 7 | — | — | — | — | — | — |
| 81222 | Cemeteries & crematories | 227 | 1 843 | 8 867 | 20 | 9 | 5 | 3 | 2 | 1 | — | — | — | — |
| 812220 | Cemeteries & crematories | 227 | 1 843 | 8 867 | 20 | 9 | 5 | 3 | 2 | 1 | — | — | — | — |
| 8123 | Drycleaning & laundry services | 1 048 | 5 360 | 21 006 | 159 | 129 | 20 | 3 | 4 | — | 3 | — | — | — |
| 81231 | Coin-operated laundries & drycleaners | 193 | 594 | 2 725 | 59 | 49 | 7 | 1 | 2 | — | — | — | — | — |
| 812310 | Coin-operated laundries & drycleaners | 193 | 594 | 2 725 | 59 | 49 | 7 | 1 | 2 | — | — | — | — | — |
| 81232 | Drycleaning & laundry services (exc coin-op) | 282 | 1 020 | 3 840 | 94 | 78 | 13 | 2 | 1 | — | — | — | — | — |
| 812320 | Drycleaning & laundry services (exc coin-op) | 282 | 1 020 | 3 840 | 94 | 78 | 13 | 2 | 1 | — | — | — | — | — |
| 81233 | Linen & uniform supply | 573 | 3 746 | 14 441 | 6 | 2 | — | — | 1 | — | 3 | — | — | — |
| 8129 | Other personal services | 418 | 2 302 | 9 875 | 89 | 65 | 12 | 7 | 5 | — | — | — | — | — |
| 81292 | Photofinishing | 119 | 687 | 2 681 | 22 | 15 | 5 | — | 2 | — | — | — | — | — |
| 81293 | Parking lots & garages | 107 | 437 | 1 691 | 6 | 2 | — | — | 2 | — | — | — | — | — |
| 812930 | Parking lots & garages | 107 | 437 | 1 691 | 6 | 2 | — | — | 2 | — | — | — | — | — |
| 81299 | All other personal services | 144 | 1 084 | 5 022 | 40 | 31 | 4 | 4 | 1 | — | — | — | — | — |
| 812990 | All other personal services | 144 | 1 084 | 5 022 | 40 | 31 | 4 | 4 | 1 | — | — | — | — | — |
| 813 | Religious, grantmaking, civic, prof & like organizations | 6 881 | 50 194 | 207 793 | 530 | 309 | 101 | 45 | 49 | 19 | 5 | — | 2 | — |
| 8131 | Religious organizations | 3 633 | 16 733 | 64 661 | 246 | 137 | 46 | 19 | 27 | 14 | 2 | — | 1 | — |
| 81311 | Religious organizations | 3 633 | 16 733 | 64 661 | 246 | 137 | 46 | 19 | 27 | 14 | 2 | — | 1 | — |
| 813110 | Religious organizations | 3 633 | 16 733 | 64 661 | 246 | 137 | 46 | 19 | 27 | 14 | 2 | — | 1 | — |
| 8132 | Grantmaking & giving services | 799 | 8 417 | 36 912 | 29 | 10 | 8 | 5 | 3 | — | 3 | — | — | — |
| 81321 | Grantmaking & giving services | 799 | 8 417 | 36 912 | 29 | 10 | 8 | 5 | 3 | — | 3 | — | — | — |
| 813211 | Grantmaking foundations | 639 | 6 495 | 28 572 | 15 | 5 | 6 | — | 1 | — | 3 | — | — | — |
| 813212 | Voluntary health organizations | 120 | 1 445 | 6 459 | 10 | 4 | 2 | 2 | 2 | — | — | — | — | — |
| 8133 | Social advocacy organizations | 177 | 1 121 | 4 616 | 15 | 5 | 5 | 3 | 1 | 1 | — | — | — | — |
| 81331 | Social advocacy organizations | 177 | 1 121 | 4 616 | 15 | 5 | 5 | 3 | 1 | 1 | — | — | — | — |
| 813311 | Human rights organizations | 125 | 825 | 3 360 | 6 | 1 | 2 | 1 | 1 | 1 | — | — | — | — |
| 8134 | Civic & social organizations | 405 | 1 713 | 7 432 | 35 | 22 | 3 | 2 | 6 | 2 | — | — | — | — |
| 81341 | Civic & social organizations | 405 | 1 713 | 7 432 | 35 | 22 | 3 | 2 | 6 | 2 | — | — | — | — |
| 813410 | Civic & social organizations | 405 | 1 713 | 7 432 | 35 | 22 | 3 | 2 | 6 | 2 | — | — | — | — |

See footnotes at end of table.

Table 6. Counties—Employees, Payroll, and Establishments by Industry: 2001—Con.

[Excludes most government employees, railroad employees, and self-employed persons. Size class 1 to 4 includes establishments with payroll, but no employees, during mid-March pay period. (D) denotes figures withheld to avoid disclosing data for individual companies; the data are included in broader industry totals. Detailed industries with 100 or more employees are shown if industry was not a (D). For explanation of terms, abbreviations, and data reliability/comparability, see introductory text]

| NAICS code | Industry | Number of employees for week including March 12 | Payroll (\$1,000) | | Total number of establishments | Number of establishments by employment-size class | | | | | | | | | |
|-----------------------|---|---|-------------------|------------------|--------------------------------|---|--------------|--------------|--------------|------------|------------|------------|------------|---------------|--|
| | | | First quarter | Annual | | 1 to 4 | 5 to 9 | 10 to 19 | 20 to 49 | 50 to 99 | 100 to 249 | 250 to 499 | 500 to 999 | 1,000 or more | |
| MIDDLESEX—Con. | | | | | | | | | | | | | | | |
| 81 | Other services (except public administration)—Con. | | | | | | | | | | | | | | |
| 813 | Religious, grantmaking, civic, prof & like organizations—Con. | | | | | | | | | | | | | | |
| 8139 | Business, labor, political, like organizations | 1 867 | 22 210 | 94 172 | 205 | 135 | 39 | 16 | 12 | 2 | — | — | — | 1 | |
| 81391 | Business associations | 254 | 3 553 | 15 180 | 34 | 16 | 10 | 5 | 3 | — | — | — | — | — | |
| 813910 | Business associations | 254 | 3 553 | 15 180 | 34 | 16 | 10 | 5 | 3 | — | — | — | — | — | |
| 81392 | Professional organizations | 935 | 14 185 | 59 309 | 28 | 15 | 7 | 2 | 2 | 1 | — | — | — | 1 | |
| 813920 | Professional organizations | 935 | 14 185 | 59 309 | 28 | 15 | 7 | 2 | 2 | 1 | — | — | — | 1 | |
| 81393 | Labor unions & similar labor organizations | 360 | 2 614 | 11 498 | 75 | 50 | 15 | 7 | 3 | — | — | — | — | — | |
| 813930 | Labor unions & similar labor organizations | 360 | 2 614 | 11 498 | 75 | 50 | 15 | 7 | 3 | — | — | — | — | — | |
| 81399 | Oth similar organizations (exc business, prof, labor, pol) | 270 | 1 467 | 6 269 | 58 | 47 | 5 | 2 | 3 | 1 | — | — | — | — | |
| 813990 | Oth similar organizations (exc business, prof, labor, pol) | 270 | 1 467 | 6 269 | 58 | 47 | 5 | 2 | 3 | 1 | — | — | — | — | |
| 95 | Auxiliaries (exc corporate, subsidiary & regional mgt) | 7 699 | 115 452 | 444 124 | 87 | 14 | 8 | 16 | 19 | 9 | 13 | 5 | 2 | 1 | |
| 99 | Unclassified establishments | (E) | (D) | (D) | 184 | 173 | 8 | 1 | 2 | — | — | — | — | — | |
| MONMOUTH | | | | | | | | | | | | | | | |
| | Total | 217 824 | 1 969 459 | 8 156 716 | 18 699 | 11 152 | 3 442 | 2 070 | 1 313 | 425 | 215 | 57 | 12 | 13 | |
| 11 | Forestry, fishing, hunting, and agriculture support | (C) | (D) | (D) | 42 | 32 | 7 | 1 | 2 | — | — | — | — | — | |
| 21 | Mining | 3 | 24 | 341 | 5 | 5 | — | — | — | — | — | — | — | — | |
| 22 | Utilities | 1 374 | 22 241 | 86 265 | 23 | 6 | 1 | 2 | 6 | 3 | 3 | 2 | — | — | |
| 221 | Utilities | 1 374 | 22 241 | 86 265 | 23 | 6 | 1 | 2 | 6 | 3 | 3 | 2 | — | — | |
| 2211 | Elec pwr generation, transmns & distribution . . . | (F) | (D) | (D) | 10 | 2 | — | 1 | 4 | 1 | 1 | 1 | — | — | |
| 22112 | Electric pwr transmns, control & distribution . . . | (F) | (D) | (D) | 9 | 1 | — | 1 | 4 | 1 | 1 | 1 | — | — | |
| 2212 | Natural gas distribution | (F) | (D) | (D) | 10 | 3 | 1 | 1 | 1 | 2 | 1 | 1 | — | — | |
| 22121 | Natural gas distribution | (F) | (D) | (D) | 10 | 3 | 1 | 1 | 1 | 2 | 1 | 1 | — | — | |
| 2213 | Water, sewage & other systems | (C) | (D) | (D) | 3 | 1 | — | — | 1 | — | 1 | — | — | — | |
| 22131 | Water supply & irrigation systems | (C) | (D) | (D) | 3 | 1 | — | — | 1 | — | 1 | — | — | — | |
| 23 | Construction | 12 603 | 129 957 | 627 238 | 1 972 | 1 343 | 314 | 183 | 102 | 20 | 9 | 1 | — | — | |
| 233 | Building, developing & general contracting | 3 520 | 37 327 | 179 870 | 604 | 417 | 99 | 52 | 24 | 11 | 1 | — | — | — | |
| 2331 | Land subdivision & land development | 168 | 1 413 | 6 074 | 33 | 23 | 5 | 4 | — | 1 | — | — | — | — | |
| 23311 | Land subdivision & land development | 168 | 1 413 | 6 074 | 33 | 23 | 5 | 4 | — | 1 | — | — | — | — | |
| 233110 | Land subdivision & land development | 168 | 1 413 | 6 074 | 33 | 23 | 5 | 4 | — | 1 | — | — | — | — | |
| 2332 | Residential building construction | 1 979 | 21 356 | 100 239 | 440 | 334 | 67 | 23 | 10 | 5 | 1 | — | — | — | |
| 23321 | Single-family housing construction | 1 849 | 19 747 | 92 492 | 415 | 316 | 64 | 20 | 9 | 5 | 1 | — | — | — | |
| 233210 | Single-family housing construction | 1 849 | 19 747 | 92 492 | 415 | 316 | 64 | 20 | 9 | 5 | 1 | — | — | — | |
| 23322 | Multifamily housing construction | 130 | 1 609 | 7 747 | 25 | 18 | 3 | 3 | 1 | — | — | — | — | — | |
| 233220 | Multifamily housing construction | 130 | 1 609 | 7 747 | 25 | 18 | 3 | 3 | 1 | — | — | — | — | — | |
| 2333 | Nonresidential building construction | 1 373 | 14 558 | 73 557 | 131 | 60 | 27 | 25 | 14 | 5 | — | — | — | — | |
| 23332 | Commercial & institutional bldg construction . . | 1 304 | 13 805 | 70 275 | 123 | 57 | 25 | 23 | 13 | 5 | — | — | — | — | |
| 233320 | Commercial & institutional bldg construction | 1 304 | 13 805 | 70 275 | 123 | 57 | 25 | 23 | 13 | 5 | — | — | — | — | |
| 234 | Heavy construction | 1 506 | 17 729 | 94 489 | 94 | 38 | 14 | 20 | 16 | 3 | 3 | — | — | — | |
| 2341 | Highway, street, bridge & tunnel construction . . . | 755 | 8 758 | 47 059 | 37 | 13 | 1 | 10 | 10 | 1 | 2 | — | — | — | |
| 23411 | Highway & street construction | (F) | (D) | (D) | 34 | 13 | 1 | 10 | 8 | 1 | 1 | — | — | — | |
| 23412 | Bridge & tunnel construction | (C) | (D) | (D) | 3 | — | — | — | 2 | — | 1 | — | — | — | |
| 2349 | Other heavy construction | 751 | 8 971 | 47 430 | 57 | 25 | 13 | 10 | 6 | 2 | 1 | — | — | — | |
| 23491 | Water, sewer & pipeline construction | 367 | 5 372 | 26 989 | 18 | 7 | 3 | 3 | 3 | 1 | 1 | — | — | — | |
| 234910 | Water, sewer & pipeline construction | 367 | 5 372 | 26 989 | 18 | 7 | 3 | 3 | 3 | 1 | 1 | — | — | — | |
| 23499 | All other heavy construction | 289 | 2 698 | 15 837 | 29 | 14 | 7 | 5 | 2 | 1 | — | — | — | — | |
| 234990 | All other heavy construction | 289 | 2 698 | 15 837 | 29 | 14 | 7 | 5 | 2 | 1 | — | — | — | — | |
| 235 | Special trade contractors | 7 577 | 74 901 | 352 879 | 1 274 | 888 | 201 | 111 | 62 | 6 | 5 | 1 | — | — | |
| 2351 | Plumbing, heating & AC contractor | 2 171 | 25 726 | 123 489 | 307 | 205 | 52 | 29 | 17 | 2 | 1 | 1 | — | — | |
| 23511 | Plumbing, heating & AC contractor | 2 171 | 25 726 | 123 489 | 307 | 205 | 52 | 29 | 17 | 2 | 1 | 1 | — | — | |
| 235110 | Plumbing, heating & AC contractor | 2 171 | 25 726 | 123 489 | 307 | 205 | 52 | 29 | 17 | 2 | 1 | 1 | — | — | |
| 2352 | Painting & wall covering contractors | 299 | 2 039 | 12 421 | 98 | 85 | 5 | 7 | 1 | — | — | — | — | — | |
| 23521 | Painting & wall covering contractors | 299 | 2 039 | 12 421 | 98 | 85 | 5 | 7 | 1 | — | — | — | — | — | |
| 235210 | Painting & wall covering contractors | 299 | 2 039 | 12 421 | 98 | 85 | 5 | 7 | 1 | — | — | — | — | — | |
| 2353 | Electrical contractors | 1 734 | 19 505 | 77 231 | 241 | 153 | 48 | 20 | 17 | 1 | 2 | — | — | — | |
| 23531 | Electrical contractors | 1 734 | 19 505 | 77 231 | 241 | 153 | 48 | 20 | 17 | 1 | 2 | — | — | — | |
| 235310 | Electrical contractors | 1 734 | 19 505 | 77 231 | 241 | 153 | 48 | 20 | 17 | 1 | 2 | — | — | — | |
| 2354 | Masonry, drywall, insulation, tile contractors | 662 | 6 525 | 29 746 | 103 | 70 | 16 | 11 | 5 | — | 1 | — | — | — | |
| 23541 | Masonry & stone contractors | 145 | 769 | 5 251 | 47 | 38 | 6 | 2 | 1 | — | — | — | — | — | |
| 235410 | Masonry & stone contractors | 145 | 769 | 5 251 | 47 | 38 | 6 | 2 | 1 | — | — | — | — | — | |
| 23542 | Drywall, acoustical & insulation contractors . . . | 422 | 5 133 | 21 615 | 34 | 17 | 8 | 4 | 4 | — | 1 | — | — | — | |
| 235420 | Drywall, acoustical & insulation contractors . . . | 422 | 5 133 | 21 615 | 34 | 17 | 8 | 4 | 4 | — | 1 | — | — | — | |
| 2355 | Carpentry & floor contractors | 662 | 5 297 | 22 028 | 172 | 140 | 17 | 6 | 9 | — | — | — | — | — | |
| 23551 | Carpentry contractors | 490 | 3 757 | 15 773 | 130 | 105 | 14 | 6 | 5 | — | — | — | — | — | |
| 235510 | Carpentry contractors | 490 | 3 757 | 15 773 | 130 | 105 | 14 | 6 | 5 | — | — | — | — | — | |
| 23552 | Floor laying & other floor contractors | 172 | 1 540 | 6 255 | 42 | 35 | 3 | — | 4 | — | — | — | — | — | |
| 235520 | Floor laying & other floor contractors | 172 | 1 540 | 6 255 | 42 | 35 | 3 | — | 4 | — | — | — | — | — | |
| 2356 | Roofing, siding, & sheet metal contractors | 313 | 2 030 | 12 087 | 83 | 62 | 10 | 9 | 2 | — | — | — | — | — | |
| 23561 | Roofing, siding, & sheet metal contractors | 313 | 2 030 | 12 087 | 83 | 62 | 10 | 9 | 2 | — | — | — | — | — | |
| 235610 | Roofing, siding, & sheet metal contractors | 313 | 2 030 | 12 087 | 83 | 62 | 10 | 9 | 2 | — | — | — | — | — | |
| 2357 | Concrete contractors | 269 | 1 740 | 12 460 | 44 | 25 | 12 | 4 | 3 | — | — | — | — | — | |
| 23571 | Concrete contractors | 269 | 1 740 | 12 460 | 44 | 25 | 12 | 4 | 3 | — | — | — | — | — | |
| 235710 | Concrete contractors | 269 | 1 740 | 12 460 | 44 | 25 | 12 | 4 | 3 | — | — | — | — | — | |

See footnotes at end of table.

Table 6. Counties—Employees, Payroll, and Establishments by Industry: 2001—Con.

[Excludes most government employees, railroad employees, and self-employed persons. Size class 1 to 4 includes establishments with payroll, but no employees, during mid-March pay period. (D) denotes figures withheld to avoid disclosing data for individual companies; the data are included in broader industry totals. Detailed industries with 100 or more employees are shown if industry was not a (D). For explanation of terms, abbreviations, and data reliability/comparability, see introductory text]

| NAICS code | Industry | Number of employees for week including March 12 | Payroll (\$1,000) | | Total number of establishments | Number of establishments by employment-size class | | | | | | | | | | |
|--------------|---|---|-------------------|----------------|--------------------------------|---|------------|-----------|-----------|-----------|------------|------------|------------|---------------|----------|----------|
| | | | First quarter | Annual | | 1 to 4 | 5 to 9 | 10 to 19 | 20 to 49 | 50 to 99 | 100 to 249 | 250 to 499 | 500 to 999 | 1,000 or more | | |
| 23 | MONMOUTH—Con. | | | | | | | | | | | | | | | |
| | Construction—Con. | | | | | | | | | | | | | | | |
| 235 | Special trade contractors—Con. | | | | | | | | | | | | | | | |
| 2359 | Other special trade contractors | 1 412 | 11 649 | 61 096 | 221 | 147 | 39 | 24 | 7 | 3 | 1 | — | — | — | — | — |
| 23591 | Structural steel erection contractors | 304 | 2 697 | 13 479 | 22 | 10 | 4 | 5 | 1 | 2 | — | — | — | — | — | — |
| 235910 | Structural steel erection contractors | 304 | 2 697 | 13 479 | 22 | 10 | 4 | 5 | 1 | 2 | — | — | — | — | — | — |
| 23593 | Excavation contractors | 441 | 3 621 | 20 493 | 55 | 33 | 11 | 7 | 3 | — | 1 | — | — | — | — | — |
| 235930 | Excavation contractors | 441 | 3 621 | 20 493 | 55 | 33 | 11 | 7 | 3 | — | 1 | — | — | — | — | — |
| 23595 | Bldg equip & oth mach installation contractor | 149 | 1 925 | 8 113 | 19 | 10 | 4 | 3 | 2 | — | — | — | — | — | — | — |
| 235950 | Bldg equip & oth mach installation contractor | 149 | 1 925 | 8 113 | 19 | 10 | 4 | 3 | 2 | — | — | — | — | — | — | — |
| 23599 | All other special trade contractors | 403 | 2 481 | 15 015 | 99 | 77 | 13 | 7 | 1 | 1 | — | — | — | — | — | — |
| 235990 | All other special trade contractors | 403 | 2 481 | 15 015 | 99 | 77 | 13 | 7 | 1 | 1 | — | — | — | — | — | — |
| 31-33 | Manufacturing | 11 014 | 129 575 | 531 845 | 520 | 211 | 110 | 83 | 69 | 23 | 18 | 5 | 1 | — | — | — |
| 311 | Food mfg | 987 | 8 627 | 34 440 | 53 | 23 | 13 | 8 | 5 | 3 | — | 1 | — | — | — | — |
| 3116 | Animal slaughtering & processing | (C) | (D) | (D) | 5 | 2 | 1 | 1 | — | 1 | — | — | — | — | — | — |
| 31161 | Animal slaughtering & processing | (C) | (D) | (D) | 5 | 2 | 1 | 1 | — | 1 | — | — | — | — | — | — |
| 3118 | Bakeries & tortilla mfg | 459 | 2 406 | 10 905 | 37 | 17 | 8 | 6 | 4 | 2 | — | — | — | — | — | — |
| 31181 | Bread & bakery product mfg | (E) | (D) | (D) | 35 | 16 | 8 | 6 | 4 | 1 | — | — | — | — | — | — |
| 311812 | Commercial bakeries | 179 | 983 | 4 497 | 8 | 2 | 1 | 2 | 2 | 1 | — | — | — | — | — | — |
| 3119 | Other food mfg | (E) | (D) | (D) | 3 | — | 2 | — | — | — | — | — | 1 | — | — | — |
| 31192 | Coffee & tea mfg | (E) | (D) | (D) | 1 | — | — | — | — | — | — | — | 1 | — | — | — |
| 314 | Textile product mills | 155 | 808 | 3 831 | 19 | 7 | 6 | 4 | 2 | — | — | — | — | — | — | — |
| 322 | Paper mfg | 161 | 1 212 | 4 842 | 8 | 2 | 2 | — | 4 | — | — | — | — | — | — | — |
| 3222 | Converted paper product mfg | 161 | 1 212 | 4 842 | 8 | 2 | 2 | — | 4 | — | — | — | — | — | — | — |
| 32221 | Paperboard container mfg | 161 | 1 212 | 4 842 | 8 | 2 | 2 | — | 4 | — | — | — | — | — | — | — |
| 322214 | Fiber can, tube, drum & similar products mfg | 111 | 866 | 3 358 | 3 | — | — | — | 3 | — | — | — | — | — | — | — |
| 323 | Printing & related support activities | 821 | 6 845 | 27 730 | 74 | 40 | 19 | 7 | 6 | 1 | 1 | — | — | — | — | — |
| 3231 | Printing & related support activities | 821 | 6 845 | 27 730 | 74 | 40 | 19 | 7 | 6 | 1 | 1 | — | — | — | — | — |
| 32311 | Printing | 706 | 5 953 | 24 434 | 66 | 37 | 18 | 5 | 4 | 1 | 1 | — | — | — | — | — |
| 323110 | Commercial lithographic printing | 408 | 3 809 | 15 215 | 25 | 12 | 8 | 1 | 3 | — | 1 | — | — | — | — | — |
| 323113 | Commercial screen printing | 120 | 729 | 3 389 | 8 | 6 | — | 1 | — | 1 | — | — | — | — | — | — |
| 323114 | Quick printing | 102 | 691 | 2 952 | 19 | 10 | 6 | 3 | — | — | — | — | — | — | — | — |
| 32312 | Printing support activities | 115 | 892 | 3 296 | 8 | 3 | 1 | 2 | 2 | — | — | — | — | — | — | — |
| 323122 | Prepress services | 115 | 892 | 3 296 | 8 | 3 | 1 | 2 | 2 | — | — | — | — | — | — | — |
| 324 | Petroleum & coal products mfg | 176 | 2 034 | 8 981 | 8 | 3 | 1 | 1 | 2 | 1 | — | — | — | — | — | — |
| 3241 | Petroleum & coal products mfg | 176 | 2 034 | 8 981 | 8 | 3 | 1 | 1 | 2 | 1 | — | — | — | — | — | — |
| 32419 | Other petroleum & coal products mfg | (C) | (D) | (D) | 4 | 2 | — | — | 1 | 1 | — | — | — | — | — | — |
| 325 | Chemical mfg | 1 265 | 12 953 | 56 277 | 30 | 11 | 3 | 3 | 6 | 2 | 4 | 1 | — | — | — | — |
| 3254 | Pharmaceutical & medicine mfg | 547 | 5 130 | 19 579 | 6 | 1 | — | 2 | — | 1 | 1 | 1 | — | — | — | — |
| 32541 | Pharmaceutical & medicine mfg | 547 | 5 130 | 19 579 | 6 | 1 | — | 2 | — | 1 | 1 | 1 | — | — | — | — |
| 3256 | Soap, cleaners & toilet preparation mfg | 297 | 3 413 | 19 478 | 7 | 4 | — | — | 1 | — | 2 | — | — | — | — | — |
| 32562 | Toilet preparation mfg | (E) | (D) | (D) | 6 | 3 | — | — | 1 | — | 2 | — | — | — | — | — |
| 3259 | Other chemical product & preparation mfg | 325 | 3 329 | 13 115 | 8 | 2 | 1 | — | 3 | 1 | 1 | — | — | — | — | — |
| 32599 | All other chemical product & preparation mfg | 325 | 3 329 | 13 115 | 8 | 2 | 1 | — | 3 | 1 | 1 | — | — | — | — | — |
| 325991 | Custom compounding of purchased resin | 219 | 2 350 | 8 872 | 4 | 1 | — | — | 2 | — | 1 | — | — | — | — | — |
| 325998 | All oth misc chemical product & prep mfg | 106 | 979 | 4 243 | 4 | 1 | — | — | 1 | 1 | — | — | — | — | — | — |
| 326 | Plastics & rubber products mfg | 772 | 7 279 | 30 497 | 21 | 5 | 2 | 4 | 7 | — | 2 | 1 | — | — | — | — |
| 3261 | Plastics product mfg | 301 | 2 605 | 12 277 | 16 | 5 | 2 | 3 | 5 | — | 1 | — | — | — | — | — |
| 32619 | Other plastics product mfg | 245 | 2 179 | 9 878 | 13 | 4 | 1 | 3 | 4 | — | 1 | — | — | — | — | — |
| 326199 | All other plastics product mfg | 245 | 2 179 | 9 878 | 13 | 4 | 1 | 3 | 4 | — | 1 | — | — | — | — | — |
| 3262 | Rubber product mfg | 471 | 4 674 | 18 220 | 5 | — | — | 1 | 2 | — | 1 | 1 | — | — | — | — |
| 32629 | Other rubber product mfg | 471 | 4 674 | 18 220 | 5 | — | — | 1 | 2 | — | 1 | 1 | — | — | — | — |
| 327 | Nonmetallic mineral product mfg | 453 | 3 572 | 18 964 | 18 | 3 | 4 | 1 | 7 | 3 | — | — | — | — | — | — |
| 3273 | Cement & concrete product mfg | 436 | 3 480 | 18 419 | 14 | 1 | 2 | 1 | 7 | 3 | — | — | — | — | — | — |
| 32732 | Ready-mix concrete mfg | 188 | 1 794 | 10 324 | 5 | — | — | — | 4 | 1 | — | — | — | — | — | — |
| 327320 | Ready-mix concrete mfg | 188 | 1 794 | 10 324 | 5 | — | — | — | 4 | 1 | — | — | — | — | — | — |
| 32739 | Other concrete product mfg | (C) | (D) | (D) | 7 | — | 2 | 1 | 2 | 2 | — | — | — | — | — | — |
| 331 | Primary metal mfg | 180 | 1 315 | 4 896 | 7 | 3 | 1 | 1 | 1 | 1 | — | — | — | — | — | — |
| 332 | Fabricated metal product mfg | 817 | 8 527 | 35 733 | 63 | 21 | 19 | 15 | 6 | 1 | 1 | — | — | — | — | — |
| 3323 | Architectural & structural metals mfg | 256 | 2 326 | 11 332 | 16 | 3 | 4 | 5 | 3 | 1 | — | — | — | — | — | — |
| 33232 | Ornamental & architectural metal prod mfg | 182 | 1 584 | 7 684 | 9 | — | 2 | 5 | 1 | 1 | — | — | — | — | — | — |
| 3326 | Spring & wire product mfg | (C) | (D) | (D) | 3 | 1 | — | — | 1 | — | 1 | — | — | — | — | — |
| 33261 | Spring & wire product mfg | (C) | (D) | (D) | 3 | 1 | — | — | 1 | — | 1 | — | — | — | — | — |
| 3327 | Mach shops, turn prod, screw, nut, bolt mfg | 176 | 1 497 | 6 298 | 26 | 11 | 8 | 6 | 1 | — | — | — | — | — | — | — |
| 33271 | Machine shops | 117 | 1 029 | 4 540 | 22 | 11 | 7 | 4 | — | — | — | — | — | — | — | — |
| 332710 | Machine shops | 117 | 1 029 | 4 540 | 22 | 11 | 7 | 4 | — | — | — | — | — | — | — | — |
| 333 | Machinery mfg | 657 | 7 436 | 32 858 | 27 | 9 | 4 | 4 | 4 | 5 | 1 | — | — | — | — | — |
| 3333 | Commercial & service industry machinery mfg | (C) | (D) | (D) | 2 | — | — | — | — | 1 | 1 | — | — | — | — | — |
| 33331 | Commercial & service industry machinery mfg | (C) | (D) | (D) | 2 | — | — | — | — | 1 | 1 | — | — | — | — | — |
| 3334 | HVAC & commercial refrigeration equipment mfg | (C) | (D) | (D) | 4 | 2 | — | — | 1 | 1 | — | — | — | — | — | — |
| 33341 | HVAC & commercial refrigeration equipment mfg | (C) | (D) | (D) | 4 | 2 | — | — | 1 | 1 | — | — | — | — | — | — |
| 3339 | Other general purpose machinery mfg | 204 | 2 351 | 13 537 | 10 | 4 | 1 | 2 | 1 | 2 | — | — | — | — | — | — |
| 33399 | All other general purpose machinery mfg | (C) | (D) | (D) | 8 | 3 | 1 | 2 | 1 | 1 | — | — | — | — | — | — |

See footnotes at end of table.

Table 6. Counties—Employees, Payroll, and Establishments by Industry: 2001—Con.

[Excludes most government employees, railroad employees, and self-employed persons. Size class 1 to 4 includes establishments with payroll, but no employees, during mid-March pay period. (D) denotes figures withheld to avoid disclosing data for individual companies; the data are included in broader industry totals. Detailed industries with 100 or more employees are shown if industry was not a (D). For explanation of terms, abbreviations, and data reliability/comparability, see introductory text]

| NAICS code | Industry | Number of employees for week including March 12 | Payroll (\$1,000) | | Total number of establishments | Number of establishments by employment-size class | | | | | | | | |
|---------------------------------|--|---|-------------------|----------------|--------------------------------|---|------------|------------|-----------|-----------|------------|------------|------------|---------------|
| | | | First quarter | Annual | | 1 to 4 | 5 to 9 | 10 to 19 | 20 to 49 | 50 to 99 | 100 to 249 | 250 to 499 | 500 to 999 | 1,000 or more |
| MONMOUTH—Con. | | | | | | | | | | | | | | |
| 31-33 Manufacturing—Con. | | | | | | | | | | | | | | |
| 334 | Computer & electronic product mfg | 3 219 | 56 947 | 225 797 | 53 | 13 | 10 | 9 | 7 | 3 | 8 | 2 | 1 | — |
| 3342 | Communications equipment mfg | 1 431 | 23 283 | 112 355 | 16 | 2 | 4 | 2 | 2 | 3 | 1 | 2 | — | — |
| 33422 | Radio, TV broadcast & wireless comm equip mfg | 439 | 5 510 | 25 296 | 6 | — | — | 1 | 1 | 3 | 1 | — | — | — |
| 334220 | Radio, TV broadcast & wireless comm equip mfg | 439 | 5 510 | 25 296 | 6 | — | — | 1 | 1 | 3 | 1 | — | — | — |
| 33429 | Other communications equipment mfg | (F) | (D) | (D) | 7 | 1 | 3 | 1 | — | — | — | 2 | — | — |
| 3344 | Semiconductor & oth electronic component mfg | 1 122 | 25 786 | 82 230 | 15 | 2 | 3 | 4 | 2 | — | 3 | — | 1 | — |
| 33441 | Semiconductor & oth electronic component mfg | 1 122 | 25 786 | 82 230 | 15 | 2 | 3 | 4 | 2 | — | 3 | — | 1 | — |
| 334419 | Other electronic component mfg | 235 | 5 315 | 12 843 | 6 | 1 | 2 | 1 | 1 | — | 1 | — | — | — |
| 3345 | Nav, measuring, medical, control instruments mfg | 648 | 7 657 | 30 298 | 17 | 5 | 3 | 2 | 3 | — | 4 | — | — | — |
| 33451 | Nav, measuring, medical, control instruments mfg | 648 | 7 657 | 30 298 | 17 | 5 | 3 | 2 | 3 | — | 4 | — | — | — |
| 334515 | Electricity measuring, testing instrument mfg | 335 | 4 395 | 17 578 | 7 | 2 | — | 2 | — | — | 3 | — | — | — |
| 335 | Electrical equip, appliance & component mfg | 252 | 2 472 | 9 896 | 10 | 3 | 2 | — | 3 | 2 | — | — | — | — |
| 3359 | Other electrical equipment & component mfg | 134 | 1 404 | 5 537 | 5 | 2 | 1 | — | 1 | 1 | — | — | — | — |
| 33592 | Communication & energy wire & cable mfg | (C) | (D) | (D) | 2 | — | — | — | 1 | 1 | — | — | — | — |
| 336 | Transportation equipment mfg | 181 | 1 806 | 6 774 | 10 | 4 | 2 | 2 | 1 | — | 1 | — | — | — |
| 3362 | Motor vehicle body & trailer mfg | (C) | (D) | (D) | 1 | — | — | — | — | — | 1 | — | — | — |
| 33621 | Motor vehicle body & trailer mfg | (C) | (D) | (D) | 1 | — | — | — | — | — | 1 | — | — | — |
| 337 | Furniture & related product mfg | 126 | 679 | 3 104 | 27 | 17 | 6 | 4 | — | — | — | — | — | — |
| 339 | Miscellaneous mfg | 474 | 4 805 | 16 782 | 57 | 27 | 13 | 11 | 6 | — | — | — | — | — |
| 3391 | Medical equipment & supplies mfg | 242 | 3 064 | 10 216 | 25 | 11 | 7 | 3 | 4 | — | — | — | — | — |
| 33911 | Medical equipment & supplies mfg | 242 | 3 064 | 10 216 | 25 | 11 | 7 | 3 | 4 | — | — | — | — | — |
| 3399 | Other miscellaneous mfg | 232 | 1 741 | 6 566 | 32 | 16 | 6 | 8 | 2 | — | — | — | — | — |
| 33999 | All other misc mfg | 113 | 585 | 2 370 | 11 | 4 | 2 | 4 | 1 | — | — | — | — | — |
| 42 | Wholesale trade | 8 901 | 109 068 | 476 640 | 1 183 | 773 | 206 | 105 | 74 | 17 | 7 | 1 | — | — |
| 421 | Wholesale trade, durable goods | 5 418 | 68 121 | 302 539 | 711 | 451 | 129 | 68 | 51 | 8 | 3 | 1 | — | — |
| 4211 | Motor vehicle, motor vehicle pt & supply whsle | 303 | 2 513 | 10 224 | 51 | 32 | 9 | 7 | 3 | — | — | — | — | — |
| 42112 | Motor vehicle supplies & new parts whsle | 150 | 1 121 | 4 551 | 27 | 16 | 6 | 4 | 1 | — | — | — | — | — |
| 421120 | Motor vehicle supplies & new parts whsle | 150 | 1 121 | 4 551 | 27 | 16 | 6 | 4 | 1 | — | — | — | — | — |
| 4212 | Furniture & home furnishing whsle | 759 | 9 333 | 42 290 | 61 | 46 | 4 | 6 | 4 | — | — | 1 | — | — |
| 42121 | Furniture whsle | 110 | 1 044 | 5 029 | 26 | 19 | 3 | 3 | 1 | — | — | — | — | — |
| 421210 | Furniture whsle | 110 | 1 044 | 5 029 | 26 | 19 | 3 | 3 | 1 | — | — | — | — | — |
| 42122 | Home furnishing whsle | 649 | 8 289 | 37 261 | 35 | 27 | 1 | 3 | 3 | — | — | 1 | — | — |
| 421220 | Home furnishing whsle | 649 | 8 289 | 37 261 | 35 | 27 | 1 | 3 | 3 | — | — | 1 | — | — |
| 4213 | Lumber & other construction materials whsle | 209 | 2 813 | 10 271 | 31 | 20 | 5 | 3 | 3 | — | — | — | — | — |
| 4214 | Professional & commercial equip & supp whsle | 1 012 | 12 892 | 53 139 | 140 | 88 | 26 | 14 | 10 | — | 2 | — | — | — |
| 42143 | Computer & peripheral equip & software whsle | 423 | 5 756 | 21 632 | 56 | 37 | 9 | 5 | 4 | — | 1 | — | — | — |
| 421430 | Computer & peripheral equip & software whsle | 423 | 5 756 | 21 632 | 56 | 37 | 9 | 5 | 4 | — | 1 | — | — | — |
| 42144 | Other commercial equipment whsle | 104 | 1 023 | 4 385 | 20 | 15 | 1 | 2 | 2 | — | — | — | — | — |
| 421440 | Other commercial equipment whsle | 104 | 1 023 | 4 385 | 20 | 15 | 1 | 2 | 2 | — | — | — | — | — |
| 42145 | Medical, dental, hospital equip & supp whsle | 282 | 3 758 | 16 841 | 31 | 16 | 9 | 4 | 1 | — | 1 | — | — | — |
| 421450 | Medical, dental, hospital equip & supp whsle | 282 | 3 758 | 16 841 | 31 | 16 | 9 | 4 | 1 | — | 1 | — | — | — |
| 4215 | Metal & mineral (except petroleum) whsle | 137 | 1 495 | 6 975 | 26 | 16 | 6 | 3 | 1 | — | — | — | — | — |
| 42151 | Metal service centers & offices whsle | 137 | 1 495 | 6 975 | 26 | 16 | 6 | 3 | 1 | — | — | — | — | — |
| 421510 | Metal service centers & offices whsle | 137 | 1 495 | 6 975 | 26 | 16 | 6 | 3 | 1 | — | — | — | — | — |
| 4216 | Electrical goods whsle | 1 189 | 19 680 | 93 147 | 133 | 80 | 22 | 12 | 15 | 4 | — | — | — | — |
| 42161 | Elec equip, wiring supp, const material whsle | 192 | 2 149 | 8 564 | 28 | 14 | 7 | 5 | 2 | — | — | — | — | — |
| 421610 | Elec equip, wiring supp, const material whsle | 192 | 2 149 | 8 564 | 28 | 14 | 7 | 5 | 2 | — | — | — | — | — |
| 42162 | Electric appliance, TV, radio set whsle | 113 | 1 318 | 5 093 | 11 | 6 | 2 | 1 | 2 | — | — | — | — | — |
| 421620 | Electric appliance, TV, radio set whsle | 113 | 1 318 | 5 093 | 11 | 6 | 2 | 1 | 2 | — | — | — | — | — |
| 42169 | Other electronic parts & equipment whsle | 884 | 16 213 | 79 490 | 94 | 60 | 13 | 6 | 11 | 4 | — | — | — | — |
| 421690 | Other electronic parts & equipment whsle | 884 | 16 213 | 79 490 | 94 | 60 | 13 | 6 | 11 | 4 | — | — | — | — |
| 4217 | Hardware, plumb & heating equip & sup whsle | 370 | 4 733 | 20 646 | 49 | 30 | 14 | 3 | — | 1 | 1 | — | — | — |
| 42172 | Plumbing & heating equipment & supplies whsle | 165 | 2 066 | 8 518 | 13 | 8 | 4 | — | — | — | 1 | — | — | — |
| 421720 | Plumbing & heating equipment & supplies whsle | 165 | 2 066 | 8 518 | 13 | 8 | 4 | — | — | — | 1 | — | — | — |
| 42173 | Warm air heating & AC equip & supplies whsle | 140 | 2 071 | 9 466 | 15 | 6 | 6 | 2 | — | 1 | — | — | — | — |
| 421730 | Warm air heating & AC equip & supplies whsle | 140 | 2 071 | 9 466 | 15 | 6 | 6 | 2 | — | 1 | — | — | — | — |
| 4218 | Machinery, equipment & supplies whsle | 949 | 9 579 | 42 001 | 125 | 70 | 31 | 12 | 10 | 2 | — | — | — | — |
| 42181 | Const & mining (exc petroleum) equip whsle | 233 | 2 150 | 9 773 | 12 | 4 | 3 | 1 | 3 | 1 | — | — | — | — |
| 421810 | Const & mining (exc petroleum) equip whsle | 233 | 2 150 | 9 773 | 12 | 4 | 3 | 1 | 3 | 1 | — | — | — | — |
| 42183 | Industrial machinery & equipment whsle | 363 | 4 192 | 18 216 | 61 | 35 | 17 | 5 | 4 | — | — | — | — | — |
| 421830 | Industrial machinery & equipment whsle | 363 | 4 192 | 18 216 | 61 | 35 | 17 | 5 | 4 | — | — | — | — | — |
| 42184 | Industrial supplies whsle | 210 | 1 883 | 7 899 | 26 | 15 | 6 | 3 | 1 | 1 | — | — | — | — |
| 421840 | Industrial supplies whsle | 210 | 1 883 | 7 899 | 26 | 15 | 6 | 3 | 1 | 1 | — | — | — | — |

See footnotes at end of table.

Table 6. Counties—Employees, Payroll, and Establishments by Industry: 2001—Con.

[Excludes most government employees, railroad employees, and self-employed persons. Size class 1 to 4 includes establishments with payroll, but no employees, during mid-March pay period. (D) denotes figures withheld to avoid disclosing data for individual companies; the data are included in broader industry totals. Detailed industries with 100 or more employees are shown if industry was not a (D). For explanation of terms, abbreviations, and data reliability/comparability, see introductory text]

| NAICS code | Industry | Number of employees for week including March 12 | Payroll (\$1,000) | | Total number of establishments | Number of establishments by employment-size class | | | | | | | | | | | | | | | | | | | | | |
|--------------------------------|---|---|-------------------|----------------|--------------------------------|---|------------|------------|------------|-----------|------------|------------|------------|---------------|---|---|---|---|---|---|---|--|--|--|--|--|--|
| | | | First quarter | Annual | | 1 to 4 | 5 to 9 | 10 to 19 | 20 to 49 | 50 to 99 | 100 to 249 | 250 to 499 | 500 to 999 | 1,000 or more | | | | | | | | | | | | | |
| MONMOUTH—Con. | | | | | | | | | | | | | | | | | | | | | | | | | | | |
| 42 Wholesale trade—Con. | | | | | | | | | | | | | | | | | | | | | | | | | | | |
| 421 | Wholesale trade, durable goods—Con. | | | | | | | | | | | | | | | | | | | | | | | | | | |
| 4219 | Miscellaneous durable goods whsle | 490 | 5 083 | 23 846 | 95 | 69 | 12 | 8 | 5 | 1 | 1 | — | — | — | — | — | — | — | — | — | — | | | | | | |
| 42193 | Recyclable material whsle | 180 | 1 745 | 7 893 | 18 | 8 | 5 | 3 | 1 | 1 | — | — | — | — | — | — | — | — | — | — | — | | | | | | |
| 421930 | Recyclable material whsle | 180 | 1 745 | 7 893 | 18 | 8 | 5 | 3 | 1 | 1 | — | — | — | — | — | — | — | — | — | — | — | | | | | | |
| 42194 | Jewelry, watch, precious stone & metal whsle | 131 | 1 622 | 7 335 | 21 | 17 | 1 | — | 3 | — | — | — | — | — | — | — | — | — | — | — | — | | | | | | |
| 421940 | Jewelry, watch, precious stone & metal whsle | 131 | 1 622 | 7 335 | 21 | 17 | 1 | — | 3 | — | — | — | — | — | — | — | — | — | — | — | — | | | | | | |
| 42199 | Other miscellaneous durable goods whsle | 101 | 794 | 3 667 | 40 | 34 | 4 | 1 | 1 | — | — | — | — | — | — | — | — | — | — | — | — | | | | | | |
| 421990 | Other miscellaneous durable goods whsle | 101 | 794 | 3 667 | 40 | 34 | 4 | 1 | 1 | — | — | — | — | — | — | — | — | — | — | — | — | | | | | | |
| 422 | Wholesale trade, nondurable goods | 3 483 | 40 947 | 174 101 | 472 | 322 | 77 | 37 | 23 | 9 | 4 | — | — | — | — | — | — | — | — | — | — | | | | | | |
| 4221 | Paper & paper product whsle | 399 | 4 198 | 17 982 | 64 | 40 | 15 | 5 | 3 | 1 | — | — | — | — | — | — | — | — | — | — | — | | | | | | |
| 42212 | Stationery & office supplies whsle | 121 | 1 423 | 6 772 | 28 | 19 | 6 | 2 | 1 | — | — | — | — | — | — | — | — | — | — | — | — | | | | | | |
| 422120 | Stationery & office supplies whsle | 121 | 1 423 | 6 772 | 28 | 19 | 6 | 2 | 1 | — | — | — | — | — | — | — | — | — | — | — | — | | | | | | |
| 42213 | Industrial & personal service paper whsle | 192 | 1 724 | 7 745 | 27 | 16 | 7 | 2 | 1 | 1 | — | — | — | — | — | — | — | — | — | — | — | | | | | | |
| 422130 | Industrial & personal service paper whsle | 192 | 1 724 | 7 745 | 27 | 16 | 7 | 2 | 1 | 1 | — | — | — | — | — | — | — | — | — | — | — | | | | | | |
| 4222 | Drugs & druggists' sundries whsle | (C) | (D) | (D) | 32 | 20 | 6 | 3 | 3 | — | — | — | — | — | — | — | — | — | — | — | — | | | | | | |
| 42221 | Drugs & druggists' sundries whsle | (C) | (D) | (D) | 32 | 20 | 6 | 3 | 3 | — | — | — | — | — | — | — | — | — | — | — | — | | | | | | |
| 4223 | Apparel, piece goods & notions whsle | 314 | 3 986 | 20 479 | 73 | 56 | 10 | 4 | 2 | 1 | — | — | — | — | — | — | — | — | — | — | — | | | | | | |
| 42231 | Piece goods, notions & other dry goods whsle | 161 | 2 462 | 13 756 | 29 | 21 | 5 | 1 | 1 | 1 | — | — | — | — | — | — | — | — | — | — | — | | | | | | |
| 422310 | Piece goods, notions & other dry goods whsle | 161 | 2 462 | 13 756 | 29 | 21 | 5 | 1 | 1 | 1 | — | — | — | — | — | — | — | — | — | — | — | | | | | | |
| 4224 | Grocery & related product whsle | 1 005 | 9 492 | 43 775 | 132 | 91 | 20 | 11 | 6 | 2 | 2 | — | — | — | — | — | — | — | — | — | — | | | | | | |
| 42242 | Packaged frozen food whsle | 137 | 1 203 | 5 318 | 14 | 6 | 3 | 3 | 2 | — | — | — | — | — | — | — | — | — | — | — | — | | | | | | |
| 422420 | Packaged frozen food whsle | 137 | 1 203 | 5 318 | 14 | 6 | 3 | 3 | 2 | — | — | — | — | — | — | — | — | — | — | — | — | | | | | | |
| 42249 | Other grocery & related products whsle | 540 | 5 295 | 22 455 | 46 | 32 | 5 | 4 | 2 | 1 | 2 | — | — | — | — | — | — | — | — | — | — | | | | | | |
| 422490 | Other grocery & related products whsle | 540 | 5 295 | 22 455 | 46 | 32 | 5 | 4 | 2 | 1 | 2 | — | — | — | — | — | — | — | — | — | — | | | | | | |
| 4226 | Chemical & allied products whsle | 337 | 5 522 | 22 478 | 56 | 39 | 9 | 5 | 2 | 1 | — | — | — | — | — | — | — | — | — | — | — | | | | | | |
| 42269 | Other chemical & allied products whsle | 270 | 4 555 | 17 611 | 41 | 28 | 7 | 3 | 2 | 1 | — | — | — | — | — | — | — | — | — | — | — | | | | | | |
| 422690 | Other chemical & allied products whsle | 270 | 4 555 | 17 611 | 41 | 28 | 7 | 3 | 2 | 1 | — | — | — | — | — | — | — | — | — | — | — | | | | | | |
| 4228 | Beer, wine, distilled alcoholic beverage whsle | 405 | 4 920 | 18 886 | 3 | — | — | — | — | 2 | 1 | — | — | — | — | — | — | — | — | — | — | | | | | | |
| 42281 | Beer & ale whsle | 405 | 4 920 | 18 886 | 3 | — | — | — | — | 2 | 1 | — | — | — | — | — | — | — | — | — | — | | | | | | |
| 422810 | Beer & ale whsle | 405 | 4 920 | 18 886 | 3 | — | — | — | — | 2 | 1 | — | — | — | — | — | — | — | — | — | — | | | | | | |
| 4229 | Miscellaneous nondurable goods whsle | 748 | 7 837 | 33 895 | 98 | 65 | 16 | 7 | 7 | 2 | 1 | — | — | — | — | — | — | — | — | — | — | | | | | | |
| 42291 | Farm supplies whsle | 120 | 1 295 | 4 882 | 15 | 11 | 1 | 1 | 1 | 1 | — | — | — | — | — | — | — | — | — | — | — | | | | | | |
| 422910 | Farm supplies whsle | 120 | 1 295 | 4 882 | 15 | 11 | 1 | 1 | 1 | 1 | — | — | — | — | — | — | — | — | — | — | — | | | | | | |
| 42293 | Flower, nursery stock, florists' supplies whsle | 200 | 2 211 | 9 941 | 16 | 10 | 3 | 1 | 1 | — | 1 | — | — | — | — | — | — | — | — | — | — | | | | | | |
| 422930 | Flower, nursery stock, florists' supplies whsle | 200 | 2 211 | 9 941 | 16 | 10 | 3 | 1 | 1 | — | 1 | — | — | — | — | — | — | — | — | — | — | | | | | | |
| 42299 | Other miscellaneous nondurable goods whsle | 289 | 3 019 | 13 321 | 53 | 35 | 9 | 5 | 4 | — | — | — | — | — | — | — | — | — | — | — | — | | | | | | |
| 422990 | Other miscellaneous nondurable goods whsle | 289 | 3 019 | 13 321 | 53 | 35 | 9 | 5 | 4 | — | — | — | — | — | — | — | — | — | — | — | — | | | | | | |
| 44-45 | Retail trade | 36 923 | 195 428 | 852 438 | 2 921 | 1 470 | 659 | 399 | 254 | 81 | 44 | 14 | — | — | — | — | — | — | — | — | — | | | | | | |
| 441 | Motor vehicle & parts dealers | 3 984 | 38 317 | 177 399 | 204 | 70 | 37 | 32 | 42 | 20 | 3 | — | — | — | — | — | — | — | — | — | — | | | | | | |
| 4411 | Automobile dealers | 2 902 | 31 653 | 148 735 | 86 | 25 | 4 | 6 | 29 | 19 | 3 | — | — | — | — | — | — | — | — | — | — | | | | | | |
| 44111 | New car dealers | 2 861 | 31 430 | 147 579 | 68 | 10 | 1 | 6 | 29 | 19 | 3 | — | — | — | — | — | — | — | — | — | — | | | | | | |
| 441110 | New car dealers | 2 861 | 31 430 | 147 579 | 68 | 10 | 1 | 6 | 29 | 19 | 3 | — | — | — | — | — | — | — | — | — | — | | | | | | |
| 4412 | Other motor vehicle dealers | 160 | 1 212 | 5 769 | 24 | 11 | 7 | 5 | 1 | — | — | — | — | — | — | — | — | — | — | — | — | | | | | | |
| 44122 | Motorcycle & boat & other MV dealers | 130 | 968 | 4 983 | 20 | 9 | 6 | 4 | 1 | — | — | — | — | — | — | — | — | — | — | — | — | | | | | | |
| 4413 | Automotive parts, accessories & tire stores | 922 | 5 452 | 22 895 | 94 | 34 | 26 | 21 | 12 | 1 | — | — | — | — | — | — | — | — | — | — | — | | | | | | |
| 44131 | Automotive parts, accessories & tire stores | 673 | 3 835 | 16 129 | 29 | 15 | 12 | 10 | 1 | — | — | — | — | — | — | — | — | — | — | — | — | | | | | | |
| 441310 | Automotive parts, accessories & tire stores | 673 | 3 835 | 16 129 | 29 | 15 | 12 | 10 | 1 | — | — | — | — | — | — | — | — | — | — | — | — | | | | | | |
| 44132 | Tire dealers | 249 | 1 617 | 6 766 | 27 | 5 | 11 | 9 | 2 | — | — | — | — | — | — | — | — | — | — | — | — | | | | | | |
| 441320 | Tire dealers | 249 | 1 617 | 6 766 | 27 | 5 | 11 | 9 | 2 | — | — | — | — | — | — | — | — | — | — | — | — | | | | | | |
| 442 | Furniture & home furnishing stores | 1 696 | 10 557 | 44 140 | 225 | 111 | 59 | 36 | 18 | 1 | — | — | — | — | — | — | — | — | — | — | — | | | | | | |
| 4421 | Furniture stores | 685 | 5 530 | 22 950 | 90 | 42 | 23 | 17 | 8 | — | — | — | — | — | — | — | — | — | — | — | — | | | | | | |
| 44211 | Furniture stores | 685 | 5 530 | 22 950 | 90 | 42 | 23 | 17 | 8 | — | — | — | — | — | — | — | — | — | — | — | — | | | | | | |
| 442110 | Furniture stores | 685 | 5 530 | 22 950 | 90 | 42 | 23 | 17 | 8 | — | — | — | — | — | — | — | — | — | — | — | — | | | | | | |
| 4422 | Home furnishings stores | 1 011 | 5 027 | 21 190 | 135 | 69 | 36 | 19 | 10 | 1 | — | — | — | — | — | — | — | — | — | — | — | | | | | | |
| 44221 | Floor covering stores | 224 | 1 548 | 6 964 | 53 | 33 | 16 | 3 | 1 | — | — | — | — | — | — | — | — | — | — | — | — | | | | | | |
| 442210 | Floor covering stores | 224 | 1 548 | 6 964 | 53 | 33 | 16 | 3 | 1 | — | — | — | — | — | — | — | — | — | — | — | — | | | | | | |
| 44229 | Other home furnishings stores | 787 | 3 479 | 14 226 | 82 | 36 | 20 | 16 | 9 | 1 | — | — | — | — | — | — | — | — | — | — | — | | | | | | |
| 442290 | All other home furnishings stores | 716 | 3 118 | 12 138 | 64 | 23 | 18 | 13 | 9 | 1 | — | — | — | — | — | — | — | — | — | — | — | | | | | | |
| 443 | Electronics & appliance stores | 1 141 | 8 330 | 33 768 | 135 | 72 | 40 | 12 | 5 | 6 | — | — | — | — | — | — | — | — | — | — | — | | | | | | |
| 4431 | Electronics & appliance stores | 1 141 | 8 330 | 33 768 | 135 | 72 | 40 | 12 | 5 | 6 | — | — | — | — | — | — | — | — | — | — | — | | | | | | |
| 44311 | Appliance, TV & all other electronics stores | 747 | 4 640 | 19 754 | 73 | 35 | 23 | 7 | 4 | 4 | — | — | — | — | — | — | — | — | — | — | — | | | | | | |
| 443111 | Household appliance stores | 135 | 860 | 3 889 | 19 | 11 | 4 | 3 | 1 | — | — | — | — | | | | | | | | | | | | | | |

Table 6. Counties—Employees, Payroll, and Establishments by Industry: 2001—Con.

[Excludes most government employees, railroad employees, and self-employed persons. Size class 1 to 4 includes establishments with payroll, but no employees, during mid-March pay period. (D) denotes figures withheld to avoid disclosing data for individual companies; the data are included in broader industry totals. Detailed industries with 100 or more employees are shown if industry was not a (D). For explanation of terms, abbreviations, and data reliability/comparability, see introductory text]

| NAICS code | Industry | Number of employees for week including March 12 | Payroll (\$1,000) | | Total number of establishments | Number of establishments by employment-size class | | | | | | | | |
|--------------------------------|--|---|-------------------|---------|--------------------------------|---|--------|----------|----------|----------|------------|------------|------------|---------------|
| | | | First quarter | Annual | | 1 to 4 | 5 to 9 | 10 to 19 | 20 to 49 | 50 to 99 | 100 to 249 | 250 to 499 | 500 to 999 | 1,000 or more |
| MONMOUTH—Con. | | | | | | | | | | | | | | |
| 44-45 Retail trade—Con. | | | | | | | | | | | | | | |
| 445 | Food & beverage stores | 9 450 | 42 557 | 189 217 | 520 | 293 | 91 | 60 | 26 | 22 | 23 | 5 | — | — |
| 4451 | Grocery stores | 7 935 | 37 520 | 167 148 | 280 | 139 | 36 | 35 | 23 | 20 | 23 | 4 | — | — |
| 44511 | Grocery (except convenience) stores | 7 069 | 34 408 | 154 061 | 160 | 70 | 17 | 16 | 10 | 20 | 23 | 4 | — | — |
| 445110 | Grocery (except convenience) stores | 7 069 | 34 408 | 154 061 | 160 | 70 | 17 | 16 | 10 | 20 | 23 | 4 | — | — |
| 44512 | Convenience stores | 866 | 3 112 | 13 087 | 120 | 69 | 19 | 19 | 13 | — | — | — | — | — |
| 445120 | Convenience stores | 866 | 3 112 | 13 087 | 120 | 69 | 19 | 19 | 13 | — | — | — | — | — |
| 4452 | Specialty food stores | 738 | 2 662 | 11 156 | 114 | 85 | 18 | 8 | 2 | — | — | 1 | — | — |
| 44521 | Meat markets | 106 | 356 | 1 491 | 33 | 25 | 5 | 3 | — | — | — | — | — | — |
| 445210 | Meat markets | 106 | 356 | 1 491 | 33 | 25 | 5 | 3 | — | — | — | — | — | — |
| 44522 | Fish & seafood markets | 118 | 246 | 1 208 | 10 | 4 | 2 | 3 | 1 | — | — | — | — | — |
| 445220 | Fish & seafood markets | 118 | 246 | 1 208 | 10 | 4 | 2 | 3 | 1 | — | — | — | — | — |
| 44523 | Fruit & vegetable markets | (E) | (D) | (D) | 9 | 7 | — | — | — | — | — | 1 | — | — |
| 44529 | Other specialty food stores | (C) | (D) | (D) | 62 | 49 | 11 | 2 | — | — | — | — | — | — |
| 4453 | Beer, wine & liquor stores | 777 | 2 375 | 10 913 | 126 | 69 | 37 | 17 | 1 | 2 | — | — | — | — |
| 44531 | Beer, wine & liquor stores | 777 | 2 375 | 10 913 | 126 | 69 | 37 | 17 | 1 | 2 | — | — | — | — |
| 445310 | Beer, wine & liquor stores | 777 | 2 375 | 10 913 | 126 | 69 | 37 | 17 | 1 | 2 | — | — | — | — |
| 446 | Health & personal care stores | 2 735 | 14 584 | 60 604 | 247 | 95 | 59 | 46 | 43 | 3 | 1 | — | — | — |
| 4461 | Health & personal care stores | 2 735 | 14 584 | 60 604 | 247 | 95 | 59 | 46 | 43 | 3 | 1 | — | — | — |
| 44611 | Pharmacies & drug stores | 1 930 | 10 506 | 43 222 | 112 | 20 | 20 | 33 | 36 | 2 | 1 | — | — | — |
| 446110 | Pharmacies & drug stores | 1 930 | 10 506 | 43 222 | 112 | 20 | 20 | 33 | 36 | 2 | 1 | — | — | — |
| 44612 | Cosmetics, beauty supplies & perfume stores | 174 | 396 | 1 796 | 33 | 19 | 9 | 3 | 2 | — | — | — | — | — |
| 446120 | Cosmetics, beauty supplies & perfume stores | 174 | 396 | 1 796 | 33 | 19 | 9 | 3 | 2 | — | — | — | — | — |
| 44613 | Optical goods stores | 204 | 1 362 | 5 484 | 40 | 25 | 12 | 1 | 2 | — | — | — | — | — |
| 446130 | Optical goods stores | 204 | 1 362 | 5 484 | 40 | 25 | 12 | 1 | 2 | — | — | — | — | — |
| 44619 | Other health & personal care stores | 427 | 2 320 | 10 102 | 62 | 31 | 18 | 9 | 3 | 1 | — | — | — | — |
| 446191 | Food (health) supplement stores | 258 | 1 083 | 4 508 | 34 | 13 | 14 | 5 | 1 | 1 | — | — | — | — |
| 446199 | All other health & personal care stores | 169 | 1 237 | 5 594 | 28 | 18 | 4 | 4 | 2 | — | — | — | — | — |
| 447 | Gasoline stations | 1 071 | 4 086 | 16 873 | 212 | 123 | 61 | 26 | 2 | — | — | — | — | — |
| 4471 | Gasoline stations | 1 071 | 4 086 | 16 873 | 212 | 123 | 61 | 26 | 2 | — | — | — | — | — |
| 44711 | Gasoline stations with convenience stores | 317 | 1 133 | 4 587 | 48 | 22 | 16 | 9 | 1 | — | — | — | — | — |
| 447110 | Gasoline stations with convenience stores | 317 | 1 133 | 4 587 | 48 | 22 | 16 | 9 | 1 | — | — | — | — | — |
| 44719 | Other gasoline stations | 754 | 2 953 | 12 286 | 164 | 101 | 45 | 17 | 1 | — | — | — | — | — |
| 447190 | Other gasoline stations | 754 | 2 953 | 12 286 | 164 | 101 | 45 | 17 | 1 | — | — | — | — | — |
| 448 | Clothing & clothing accessories stores | 4 881 | 17 709 | 75 177 | 479 | 206 | 125 | 93 | 43 | 11 | — | 1 | — | — |
| 4481 | Clothing stores | 3 889 | 13 039 | 56 009 | 297 | 118 | 62 | 67 | 38 | 11 | — | 1 | — | — |
| 44811 | Men's clothing stores | 319 | 1 662 | 6 902 | 43 | 20 | 8 | 11 | 4 | — | — | — | — | — |
| 448110 | Men's clothing stores | 319 | 1 662 | 6 902 | 43 | 20 | 8 | 11 | 4 | — | — | — | — | — |
| 44812 | Women's clothing stores | 1 084 | 3 095 | 13 217 | 108 | 39 | 27 | 27 | 13 | 2 | — | — | — | — |
| 448120 | Women's clothing stores | 1 084 | 3 095 | 13 217 | 108 | 39 | 27 | 27 | 13 | 2 | — | — | — | — |
| 44813 | Children's & infants' clothing stores | 371 | 1 203 | 5 446 | 32 | 13 | 6 | 8 | 4 | 1 | — | — | — | — |
| 448130 | Children's & infants' clothing stores | 371 | 1 203 | 5 446 | 32 | 13 | 6 | 8 | 4 | 1 | — | — | — | — |
| 44814 | Family clothing stores | 1 710 | 5 484 | 23 904 | 56 | 14 | 12 | 9 | 12 | 8 | — | 1 | — | — |
| 448140 | Family clothing stores | 1 710 | 5 484 | 23 904 | 56 | 14 | 12 | 9 | 12 | 8 | — | 1 | — | — |
| 44819 | Other clothing stores | 318 | 1 328 | 5 431 | 40 | 22 | 4 | 10 | 4 | — | — | — | — | — |
| 448190 | Other clothing stores | 318 | 1 328 | 5 431 | 40 | 22 | 4 | 10 | 4 | — | — | — | — | — |
| 4482 | Shoe stores | 518 | 1 791 | 7 367 | 85 | 36 | 32 | 13 | 4 | — | — | — | — | — |
| 44821 | Shoe stores | 518 | 1 791 | 7 367 | 85 | 36 | 32 | 13 | 4 | — | — | — | — | — |
| 448210 | Shoe stores | 518 | 1 791 | 7 367 | 85 | 36 | 32 | 13 | 4 | — | — | — | — | — |
| 4483 | Jewelry, luggage & leather goods stores | 474 | 2 879 | 11 801 | 97 | 52 | 31 | 13 | 1 | — | — | — | — | — |
| 44831 | Jewelry stores | 428 | 2 728 | 11 233 | 89 | 49 | 28 | 11 | 1 | — | — | — | — | — |
| 448310 | Jewelry stores | 428 | 2 728 | 11 233 | 89 | 49 | 28 | 11 | 1 | — | — | — | — | — |
| 451 | Sporting goods, hobby, book & music stores | 1 532 | 5 123 | 23 191 | 157 | 85 | 35 | 17 | 14 | 5 | 1 | — | — | — |
| 4511 | Sporting goods, hobby, musical instrument stores | 1 197 | 4 156 | 19 328 | 118 | 64 | 25 | 15 | 9 | 4 | 1 | — | — | — |
| 45111 | Sporting goods stores | 417 | 1 671 | 8 268 | 67 | 44 | 16 | 2 | 3 | 2 | — | — | — | — |
| 451110 | Sporting goods stores | 417 | 1 671 | 8 268 | 67 | 44 | 16 | 2 | 3 | 2 | — | — | — | — |
| 45112 | Hobby, toy & game stores | 663 | 1 993 | 8 852 | 37 | 14 | 5 | 10 | 5 | 2 | 1 | — | — | — |
| 451120 | Hobby, toy & game stores | 663 | 1 993 | 8 852 | 37 | 14 | 5 | 10 | 5 | 2 | 1 | — | — | — |
| 4512 | Book, periodical & music stores | 335 | 967 | 3 863 | 39 | 21 | 10 | 2 | 5 | 1 | — | — | — | — |
| 45121 | Book stores & news dealers | 213 | 585 | 2 467 | 22 | 13 | 5 | 1 | 2 | 1 | — | — | — | — |
| 451211 | Book stores | 204 | 552 | 2 229 | 17 | 8 | 5 | 1 | 2 | 1 | — | — | — | — |
| 45122 | Prerecorded tape, CD & record stores | 122 | 382 | 1 396 | 17 | 8 | 5 | 1 | 3 | — | — | — | — | — |
| 451220 | Prerecorded tape, CD & record stores | 122 | 382 | 1 396 | 17 | 8 | 5 | 1 | 3 | — | — | — | — | — |
| 452 | General merchandise stores | 4 698 | 18 588 | 80 566 | 71 | 28 | 9 | 3 | 5 | 7 | 12 | 7 | — | — |
| 4521 | Department stores | 3 802 | 14 731 | 63 977 | 27 | 5 | — | — | — | 6 | 9 | 7 | — | — |
| 45211 | Department stores | 3 802 | 14 731 | 63 977 | 27 | 5 | — | — | — | 6 | 9 | 7 | — | — |
| 452110 | Department stores | 3 802 | 14 731 | 63 977 | 27 | 5 | — | — | — | 6 | 9 | 7 | — | — |
| 4529 | Other general merchandise stores | 896 | 3 857 | 16 589 | 44 | 23 | 9 | 3 | 5 | 1 | 3 | — | — | — |
| 45291 | Warehouse clubs & superstores | 514 | 2 716 | 12 110 | 3 | — | — | — | — | — | 3 | — | — | — |
| 452910 | Warehouse clubs & superstores | 514 | 2 716 | 12 110 | 3 | — | — | — | — | — | 3 | — | — | — |
| 45299 | All other general merchandise stores | 382 | 1 141 | 4 479 | 41 | 23 | 9 | 3 | 5 | 1 | — | — | — | — |
| 452990 | All other general merchandise stores | 382 | 1 141 | 4 479 | 41 | 23 | 9 | 3 | 5 | 1 | — | — | — | — |
| 453 | Miscellaneous store retailers | 1 946 | 8 089 | 35 274 | 327 | 198 | 78 | 24 | 27 | — | — | — | — | — |
| 4531 | Florists | 329 | 1 399 | 5 262 | 71 | 44 | 21 | 3 | 3 | — | — | — | — | — |
| 45311 | Florists | 329 | 1 399 | 5 262 | 71 | 44 | 21 | 3 | 3 | — | — | — | — | — |
| 453110 | Florists | 329 | 1 399 | 5 262 | 71 | 44 | 21 | 3 | 3 | — | — | — | — | — |
| 4532 | Office supplies, stationery & gift stores | 794 | 2 777 | 11 222 | 116 | 61 | 30 | 13 | 12 | — | — | — | — | — |
| 45321 | Office supplies & stationery stores | 298 | 1 302 | 5 281 | 28 | 13 | 5 | 2 | 8 | — | — | — | — | — |
| 453210 | Office supplies & stationery stores | 298 | 1 302 | 5 281 | 28 | 13 | 5 | 2 | 8 | — | — | — | — | — |
| 45322 | Gift, novelty & souvenir stores | 496 | 1 475 | 5 941 | 88 | 48 | 25 | 11 | 4 | — | — | — | — | — |
| 453220 | Gift, novelty & souvenir stores | 496 | 1 475 | 5 941 | 88 | 48 | 25 | 11 | 4 | — | — | — | — | — |

See footnotes at end of table.

Table 6. Counties—Employees, Payroll, and Establishments by Industry: 2001—Con.

[Excludes most government employees, railroad employees, and self-employed persons. Size class 1 to 4 includes establishments with payroll, but no employees, during mid-March pay period. (D) denotes figures withheld to avoid disclosing data for individual companies; the data are included in broader industry totals. Detailed industries with 100 or more employees are shown if industry was not a (D). For explanation of terms, abbreviations, and data reliability/comparability, see introductory text]

| NAICS code | Industry | Number of employees for week including March 12 | Payroll (\$1,000) | | Total number of establishments | Number of establishments by employment-size class | | | | | | | | | | | | | | | | | | | | |
|--------------------------------|--|---|-------------------|----------------|--------------------------------|---|-----------|-----------|-----------|-----------|------------|------------|------------|---------------|---|---|---|---|---|---|--|--|--|--|--|--|
| | | | First quarter | Annual | | 1 to 4 | 5 to 9 | 10 to 19 | 20 to 49 | 50 to 99 | 100 to 249 | 250 to 499 | 500 to 999 | 1,000 or more | | | | | | | | | | | | |
| MONMOUTH—Con. | | | | | | | | | | | | | | | | | | | | | | | | | | |
| 44-45 Retail trade—Con. | | | | | | | | | | | | | | | | | | | | | | | | | | |
| 453 | Miscellaneous store retailers—Con. | | | | | | | | | | | | | | | | | | | | | | | | | |
| 4539 | Other miscellaneous store retailers | 748 | 3 674 | 17 768 | 115 | 74 | 22 | 7 | 12 | — | — | — | — | — | — | — | — | — | — | — | | | | | | |
| 45391 | Pet & pet supplies stores | 247 | 881 | 3 797 | 27 | 16 | 3 | 3 | 5 | — | — | — | — | — | — | — | — | — | — | — | | | | | | |
| 453910 | Pet & pet supplies stores | 247 | 881 | 3 797 | 27 | 16 | 3 | 3 | 5 | — | — | — | — | — | — | — | — | — | — | — | | | | | | |
| 45399 | All other miscellaneous store retailers | 447 | 2 591 | 12 971 | 70 | 46 | 13 | 4 | 7 | — | — | — | — | — | — | — | — | — | — | — | | | | | | |
| 453998 | All other misc store retailers (exc tobacco) | 424 | 2 452 | 12 453 | 61 | 38 | 12 | 4 | 7 | — | — | — | — | — | — | — | — | — | — | — | | | | | | |
| 454 | Nonstore retailers | 961 | 7 836 | 32 124 | 139 | 88 | 19 | 22 | 8 | 2 | — | — | — | — | — | — | — | — | — | — | | | | | | |
| 4541 | Electronic shopping & mail-order houses | 346 | 2 805 | 11 656 | 45 | 31 | 5 | 5 | 3 | 1 | — | — | — | — | — | — | — | — | — | — | | | | | | |
| 45411 | Electronic shopping & mail-order houses | 346 | 2 805 | 11 656 | 45 | 31 | 5 | 5 | 3 | 1 | — | — | — | — | — | — | — | — | — | — | | | | | | |
| 454110 | Electronic shopping & mail-order houses | 346 | 2 805 | 11 656 | 45 | 31 | 5 | 5 | 3 | 1 | — | — | — | — | — | — | — | — | — | — | | | | | | |
| 4543 | Direct selling establishments | 547 | 4 545 | 18 398 | 77 | 44 | 12 | 16 | 4 | 1 | — | — | — | — | — | — | — | — | — | — | | | | | | |
| 45431 | Fuel dealers | 355 | 2 965 | 11 555 | 31 | 11 | 6 | 10 | 3 | 1 | — | — | — | — | — | — | — | — | — | — | | | | | | |
| 454311 | Heating oil dealers | 292 | 2 370 | 9 228 | 21 | 5 | 5 | 7 | 3 | 1 | — | — | — | — | — | — | — | — | — | — | | | | | | |
| 45439 | Other direct selling establishments | 192 | 1 580 | 6 843 | 46 | 33 | 6 | 6 | 1 | — | — | — | — | — | — | — | — | — | — | — | | | | | | |
| 454390 | Other direct selling establishments | 192 | 1 580 | 6 843 | 46 | 33 | 6 | 6 | 1 | — | — | — | — | — | — | — | — | — | — | — | | | | | | |
| 48-49 | Transportation & warehousing | 4 616 | 26 588 | 110 851 | 391 | 239 | 67 | 35 | 28 | 12 | 9 | 1 | | | | | | | | | | | | | | |
| 484 | Truck transportation | 1 033 | 8 898 | 37 434 | 164 | 108 | 28 | 16 | 11 | 1 | — | — | — | — | — | — | — | — | — | — | | | | | | |
| 4841 | General freight trucking | 519 | 4 162 | 15 750 | 83 | 53 | 17 | 6 | 7 | — | — | — | — | — | — | — | — | — | — | — | | | | | | |
| 48411 | General freight trucking, local | 208 | 1 446 | 6 513 | 54 | 39 | 11 | 2 | 2 | — | — | — | — | — | — | — | — | — | — | — | | | | | | |
| 484110 | General freight trucking, local | 208 | 1 446 | 6 513 | 54 | 39 | 11 | 2 | 2 | — | — | — | — | — | — | — | — | — | — | — | | | | | | |
| 48412 | General freight trucking, long-distance | 311 | 2 716 | 9 237 | 29 | 14 | 6 | 4 | 5 | — | — | — | — | — | — | — | — | — | — | — | | | | | | |
| 484121 | General freight trucking, long-distance, TL | 214 | 1 874 | 5 715 | 25 | 14 | 6 | 2 | 3 | — | — | — | — | — | — | — | — | — | — | — | | | | | | |
| 4842 | Specialized freight trucking | 514 | 4 736 | 21 684 | 81 | 55 | 11 | 10 | 4 | 1 | — | — | — | — | — | — | — | — | — | — | | | | | | |
| 48422 | Specialized freight (exc used) trucking, local | 328 | 3 431 | 15 511 | 55 | 40 | 7 | 5 | 2 | 1 | — | — | — | — | — | — | — | — | — | — | | | | | | |
| 484220 | Specialized freight (exc used) trucking, local | 328 | 3 431 | 15 511 | 55 | 40 | 7 | 5 | 2 | 1 | — | — | — | — | — | — | — | — | — | — | | | | | | |
| 485 | Transit & ground passenger transportation | 2 258 | 8 939 | 35 541 | 82 | 35 | 12 | 10 | 9 | 9 | 6 | 1 | — | — | — | — | — | — | — | — | | | | | | |
| 4853 | Taxi & limousine service | 461 | 1 874 | 7 629 | 49 | 28 | 11 | 5 | 3 | 1 | 1 | — | — | — | — | — | — | — | — | — | | | | | | |
| 48532 | Limousine service | 405 | 1 729 | 6 980 | 32 | 18 | 4 | 5 | 3 | 1 | 1 | — | — | — | — | — | — | — | — | — | | | | | | |
| 485320 | Limousine service | 405 | 1 729 | 6 980 | 32 | 18 | 4 | 5 | 3 | 1 | 1 | — | — | — | — | — | — | — | — | — | | | | | | |
| 4854 | School & employee bus transportation | 1 619 | 6 229 | 24 840 | 21 | 1 | — | 3 | 4 | 7 | 5 | 1 | — | — | — | — | — | — | — | — | | | | | | |
| 48541 | School & employee bus transportation | 1 619 | 6 229 | 24 840 | 21 | 1 | — | 3 | 4 | 7 | 5 | 1 | — | — | — | — | — | — | — | — | | | | | | |
| 485410 | School & employee bus transportation | 1 619 | 6 229 | 24 840 | 21 | 1 | — | 3 | 4 | 7 | 5 | 1 | — | — | — | — | — | — | — | — | | | | | | |
| 4859 | Oth transit & ground passenger transportation | (C) | (D) | (D) | 7 | 3 | 1 | 2 | — | 1 | — | — | — | — | — | — | — | — | — | — | | | | | | |
| 48599 | Oth transit & ground passenger transportation | (C) | (D) | (D) | 7 | 3 | 1 | 2 | — | 1 | — | — | — | — | — | — | — | — | — | — | | | | | | |
| 488 | Transportation support activities | 594 | 3 662 | 15 461 | 73 | 46 | 19 | 3 | 4 | — | 1 | — | — | — | — | — | — | — | — | — | | | | | | |
| 4884 | Road transportation support activities | 363 | 1 688 | 7 089 | 24 | 13 | 8 | 1 | 1 | — | 1 | — | — | — | — | — | — | — | — | — | | | | | | |
| 48849 | Other road transportation support activities | 274 | 1 188 | 5 136 | 3 | 1 | — | — | — | — | — | — | — | — | — | — | — | — | — | — | | | | | | |
| 488490 | Other road transportation support activities | 274 | 1 188 | 5 136 | 3 | 1 | — | — | — | — | — | — | — | — | — | — | — | — | — | — | | | | | | |
| 4885 | Freight transportation arrangement | 154 | 1 517 | 6 407 | 34 | 24 | 6 | 2 | 2 | — | — | — | — | — | — | — | — | — | — | — | | | | | | |
| 48851 | Freight transportation arrangement | 154 | 1 517 | 6 407 | 34 | 24 | 6 | 2 | 2 | — | — | — | — | — | — | — | — | — | — | — | | | | | | |
| 488510 | Freight transportation arrangement | 154 | 1 517 | 6 407 | 34 | 24 | 6 | 2 | 2 | — | — | — | — | — | — | — | — | — | — | — | | | | | | |
| 492 | Couriers & messengers | 403 | 3 378 | 13 950 | 25 | 16 | 2 | 3 | 2 | — | 2 | — | — | — | — | — | — | — | — | — | | | | | | |
| 4921 | Couriers | 356 | 3 130 | 12 848 | 11 | 4 | 2 | 1 | 2 | — | 2 | — | — | — | — | — | — | — | — | — | | | | | | |
| 49211 | Couriers | 356 | 3 130 | 12 848 | 11 | 4 | 2 | 1 | 2 | — | 2 | — | — | — | — | — | — | — | — | — | | | | | | |
| 492110 | Couriers | 356 | 3 130 | 12 848 | 11 | 4 | 2 | 1 | 2 | — | 2 | — | — | — | — | — | — | — | — | — | | | | | | |
| 493 | Warehousing & storage | 214 | 1 114 | 4 896 | 11 | 6 | — | 2 | 1 | 2 | — | — | — | — | — | — | — | — | — | — | | | | | | |
| 4931 | Warehousing & storage | 214 | 1 114 | 4 896 | 11 | 6 | — | 2 | 1 | 2 | — | — | — | — | — | — | — | — | — | — | | | | | | |
| 49311 | General warehousing & storage | 210 | 1 091 | 4 772 | 8 | 3 | — | 2 | 1 | 2 | — | — | — | — | — | — | — | — | — | — | | | | | | |
| 493110 | General warehousing & storage | 210 | 1 091 | 4 772 | 8 | 3 | — | 2 | 1 | 2 | — | — | — | — | — | — | — | — | — | — | | | | | | |
| 51 | Information | 11 171 | 205 059 | 672 359 | 317 | 170 | 45 | 39 | 27 | 18 | 7 | 6 | 2 | 3 | | | | | | | | | | | | |
| 511 | Publishing industries | 3 307 | 37 682 | 146 837 | 81 | 36 | 13 | 12 | 10 | 5 | 2 | 2 | — | — | — | — | — | — | — | — | | | | | | |
| 5111 | Newspaper, periodical, book, database publishers | 2 438 | 23 906 | 93 248 | 44 | 18 | 7 | 8 | 5 | 3 | 1 | 1 | — | — | — | — | — | — | — | — | | | | | | |
| 51111 | Newspaper publishers | (G) | (D) | (D) | 11 | 3 | 2 | 2 | 2 | — | 1 | — | — | — | — | — | — | — | — | — | | | | | | |
| 51112 | Periodical publishers | 174 | 1 970 | 7 752 | 14 | 6 | 3 | 2 | 2 | 1 | — | — | — | — | — | — | — | — | — | — | | | | | | |
| 511120 | Periodical publishers | 174 | 1 970 | 7 752 | 14 | 6 | 3 | 2 | 2 | 1 | — | — | — | — | — | — | — | — | — | — | | | | | | |
| 51113 | Book publishers | 101 | 1 136 | 4 625 | 5 | 2 | 1 | 1 | — | 1 | — | — | — | — | — | — | — | — | — | — | | | | | | |
| 511130 | Book publishers | 101 | 1 136 | 4 625 | 5 | 2 | 1 | 1 | — | 1 | — | — | — | — | — | — | — | — | — | — | | | | | | |
| 51119 | Other publishers | 429 | 7 846 | 28 266 | 12 | 6 | — | 3 | 1 | 1 | — | 1 | — | — | — | — | — | — | — | — | | | | | | |
| 511199 | All other publishers | 429 | 7 846 | 28 266 | 12 | 6 | — | 3 | 1 | 1 | — | 1 | — | — | — | — | — | — | — | — | | | | | | |
| 5112 | Software publishers | 869 | 13 776 | 53 589 | 37 | 18 | 6 | 4 | 5 | 2 | 1 | 1 | — | — | — | — | — | — | — | — | | | | | | |
| 51121 | Software publishers | 869 | 13 776 | 53 589 | 37 | 18 | 6 | 4 | 5 | 2 | 1 | 1 | — | — | — | — | — | — | — | — | | | | | | |
| 511210 | Software publishers | 869 | 13 776 | 53 589 | 37 | 18 | 6 | 4 | 5 | 2 | 1 | 1 | — | — | — | — | — | — | — | — | | | | | | |
| 512 | Motion picture & sound recording industries | 397 | 1 345 | 6 021 | 42 | 28 | 5 | 4 | 2 | 3 | — | — | — | — | — | — | — | — | — | — | | | | | | |
| 5121 | Motion picture & video industries | 376 | 1 243 | 5 604 | 34 | 21 | 5 | 3 | 2 | 3 | — | — | — | — | — | — | — | — | — | — | | | | | | |
| 51213 | Motion picture & video exhibition | 331 | 883 | 3 634 | 12 | 2 | 2 | 3 | 2 | 3 | — | — | — | — | — | — | — | — | — | — | | | | | | |
| 512131 | Motion picture theaters (except drive-ins) | 331 | 883 | 3 634 | 12 | 2 | 2 | 3 | 2 | 3 | — | — | — | — | — | — | — | — | — | — | | | | | | |
| 513 | Broadcasting & telecommunications | 6 890 | 159 568 | 495 651 | 133 | 64 | 21 | 15 | 12 | 9 | 4 | 4 | 2 | 2 | | | | | | | | | | | | |
| 5131 | Radio & television broadcasting</ | | | | | | | | | | | | | | | | | | | | | | | | | |

Table 6. Counties—Employees, Payroll, and Establishments by Industry: 2001—Con.

[Excludes most government employees, railroad employees, and self-employed persons. Size class 1 to 4 includes establishments with payroll, but no employees, during mid-March pay period. (D) denotes figures withheld to avoid disclosing data for individual companies; the data are included in broader industry totals. Detailed industries with 100 or more employees are shown if industry was not a (D). For explanation of terms, abbreviations, and data reliability/comparability, see introductory text]

| NAICS code | Industry | Number of employees for week including March 12 | Payroll (\$1,000) | | Total number of establishments | Number of establishments by employment-size class | | | | | | | | | | | | | | | | | | | | |
|----------------------------|--|---|-------------------|------------------|--------------------------------|---|------------|------------|------------|-----------|------------|------------|------------|---------------|----------|----------|----------|--|--|--|--|--|--|--|--|--|
| | | | First quarter | Annual | | 1 to 4 | 5 to 9 | 10 to 19 | 20 to 49 | 50 to 99 | 100 to 249 | 250 to 499 | 500 to 999 | 1,000 or more | | | | | | | | | | | | |
| MONMOUTH—Con. | | | | | | | | | | | | | | | | | | | | | | | | | | |
| 51 Information—Con. | | | | | | | | | | | | | | | | | | | | | | | | | | |
| 514 | Information & data processing services | 577 | 6 464 | 23 850 | 61 | 42 | 6 | 8 | 3 | 1 | 1 | — | — | — | — | — | — | | | | | | | | | |
| 5141 | Information services | 360 | 3 363 | 12 542 | 28 | 19 | 3 | 3 | 2 | — | 1 | — | — | — | — | — | — | | | | | | | | | |
| 51419 | Other information services | 301 | 3 192 | 11 707 | 19 | 15 | — | 1 | 2 | — | 1 | — | — | — | — | — | — | | | | | | | | | |
| 5142 | Data processing services | 217 | 3 101 | 11 308 | 33 | 23 | 3 | 5 | 1 | 1 | — | — | — | — | — | — | — | | | | | | | | | |
| 51421 | Data processing services | 217 | 3 101 | 11 308 | 33 | 23 | 3 | 5 | 1 | 1 | — | — | — | — | — | — | — | | | | | | | | | |
| 514210 | Data processing services | 217 | 3 101 | 11 308 | 33 | 23 | 3 | 5 | 1 | 1 | — | — | — | — | — | — | — | | | | | | | | | |
| 52 | Finance & insurance | 11 248 | 169 402 | 621 261 | 915 | 463 | 200 | 144 | 74 | 24 | 6 | 1 | 3 | — | — | — | — | | | | | | | | | |
| 522 | Credit intermediation & related activities | (H) | (D) | (D) | 380 | 118 | 132 | 90 | 32 | 8 | — | — | — | — | — | — | — | | | | | | | | | |
| 5221 | Depository credit intermediation | 2 747 | 20 252 | 80 055 | 244 | 52 | 90 | 72 | 24 | 6 | — | — | — | — | — | — | — | | | | | | | | | |
| 52211 | Commercial banking | 1 887 | 13 777 | 53 961 | 153 | 28 | 56 | 44 | 21 | 4 | — | — | — | — | — | — | — | | | | | | | | | |
| 522110 | Commercial banking | 1 887 | 13 777 | 53 961 | 153 | 28 | 56 | 44 | 21 | 4 | — | — | — | — | — | — | — | | | | | | | | | |
| 52212 | Savings institutions | 645 | 4 833 | 19 710 | 69 | 12 | 30 | 24 | 3 | — | — | — | — | — | — | — | — | | | | | | | | | |
| 522120 | Savings institutions | 645 | 4 833 | 19 710 | 69 | 12 | 30 | 24 | 3 | — | — | — | — | — | — | — | — | | | | | | | | | |
| 52213 | Credit unions | 215 | 1 642 | 6 384 | 22 | 12 | 4 | 4 | — | 2 | — | — | — | — | — | — | — | | | | | | | | | |
| 522130 | Credit unions | 215 | 1 642 | 6 384 | 22 | 12 | 4 | 4 | — | 2 | — | — | — | — | — | — | — | | | | | | | | | |
| 5222 | Nondepository credit intermediation | 748 | 11 971 | 45 391 | 106 | 50 | 33 | 16 | 6 | 1 | — | — | — | — | — | — | — | | | | | | | | | |
| 52222 | Sales financing | (C) | (D) | (D) | 31 | 16 | 9 | 6 | — | — | — | — | — | — | — | — | — | | | | | | | | | |
| 52229 | Other nondepository credit intermediation | 581 | 10 814 | 40 880 | 73 | 33 | 23 | 10 | 6 | 1 | — | — | — | — | — | — | — | | | | | | | | | |
| 522292 | Real estate credit | 517 | 10 229 | 37 772 | 57 | 26 | 14 | 10 | 6 | 1 | — | — | — | — | — | — | — | | | | | | | | | |
| 5223 | Activities related to credit intermediation | (C) | (D) | (D) | 30 | 16 | 9 | 2 | 2 | 1 | — | — | — | — | — | — | — | | | | | | | | | |
| 52231 | Mortgage & nonmortgage brokers | 148 | 2 421 | 13 319 | 16 | 7 | 5 | 2 | 1 | 1 | — | — | — | — | — | — | — | | | | | | | | | |
| 522310 | Mortgage & nonmortgage brokers | 148 | 2 421 | 13 319 | 16 | 7 | 5 | 2 | 1 | 1 | — | — | — | — | — | — | — | | | | | | | | | |
| 523 | Security, commodity contracts & like activity | (G) | (D) | (D) | 235 | 161 | 30 | 15 | 21 | 5 | 3 | — | — | — | — | — | — | | | | | | | | | |
| 5231 | Scrtcy & comdty contracts intermed & brokerage | 1 541 | 54 598 | 166 411 | 132 | 78 | 18 | 13 | 16 | 5 | 2 | — | — | — | — | — | — | | | | | | | | | |
| 52311 | Investment banking & securities dealing | (E) | (D) | (D) | 27 | 14 | 6 | 1 | 5 | 1 | — | — | — | — | — | — | — | | | | | | | | | |
| 52312 | Securities brokerage | 1 191 | 42 791 | 120 617 | 95 | 55 | 12 | 12 | 10 | 4 | 2 | — | — | — | — | — | — | | | | | | | | | |
| 523120 | Securities brokerage | 1 191 | 42 791 | 120 617 | 95 | 55 | 12 | 12 | 10 | 4 | 2 | — | — | — | — | — | — | | | | | | | | | |
| 5239 | Other financial investment activities | (E) | (D) | (D) | 102 | 82 | 12 | 2 | 5 | — | 1 | — | — | — | — | — | — | | | | | | | | | |
| 52391 | Miscellaneous intermediation | 125 | 1 890 | 7 023 | 15 | 14 | — | — | — | — | — | — | — | — | — | — | — | | | | | | | | | |
| 523910 | Miscellaneous intermediation | 125 | 1 890 | 7 023 | 15 | 14 | — | — | — | — | — | — | — | — | — | — | — | | | | | | | | | |
| 52392 | Portfolio management | 146 | 3 808 | 22 472 | 24 | 16 | 4 | 1 | 3 | — | — | — | — | — | — | — | — | | | | | | | | | |
| 523920 | Portfolio management | 146 | 3 808 | 22 472 | 24 | 16 | 4 | 1 | 3 | — | — | — | — | — | — | — | — | | | | | | | | | |
| 52393 | Investment advice | 148 | 1 928 | 11 368 | 57 | 48 | 7 | 1 | 1 | — | — | — | — | — | — | — | — | | | | | | | | | |
| 523930 | Investment advice | 148 | 1 928 | 11 368 | 57 | 48 | 7 | 1 | 1 | — | — | — | — | — | — | — | — | | | | | | | | | |
| 524 | Insurance carriers & related activities | 5 549 | 71 785 | 270 868 | 299 | 183 | 38 | 39 | 21 | 11 | 3 | 1 | 3 | — | — | — | — | | | | | | | | | |
| 5241 | Insurance carriers | 3 697 | 51 981 | 184 732 | 57 | 26 | 5 | 9 | 4 | 7 | 2 | 1 | 3 | — | — | — | — | | | | | | | | | |
| 52411 | Direct life, health, medical insurance carriers | 2 602 | 39 152 | 130 655 | 30 | 14 | 2 | 5 | 1 | 4 | 1 | 1 | 2 | — | — | — | — | | | | | | | | | |
| 52412 | Other direct insurance carriers | (F) | (D) | (D) | 26 | 12 | 3 | 4 | 3 | 3 | 1 | — | — | — | — | — | — | | | | | | | | | |
| 52413 | Reinsurance carriers | (F) | (D) | (D) | 1 | — | — | — | — | — | — | — | — | — | — | — | — | | | | | | | | | |
| 5242 | Agencies & other insurance related activities | 1 852 | 19 804 | 86 136 | 242 | 157 | 33 | 30 | 17 | 4 | 1 | — | — | — | — | — | — | | | | | | | | | |
| 52421 | Insurance agencies & brokerages | 1 563 | 17 077 | 74 520 | 200 | 129 | 27 | 24 | 16 | 3 | 1 | — | — | — | — | — | — | | | | | | | | | |
| 524210 | Insurance agencies & brokerages | 1 563 | 17 077 | 74 520 | 200 | 129 | 27 | 24 | 16 | 3 | 1 | — | — | — | — | — | — | | | | | | | | | |
| 52429 | Other insurance related activities | 289 | 2 727 | 11 616 | 42 | 28 | 6 | 6 | 1 | 1 | — | — | — | — | — | — | — | | | | | | | | | |
| 524292 | Insurance & pension funds, third party admin | 194 | 1 850 | 7 641 | 17 | 10 | 1 | 4 | 1 | 1 | — | — | — | — | — | — | — | | | | | | | | | |
| 53 | Real estate & rental & leasing | 2 881 | 21 977 | 97 876 | 629 | 455 | 115 | 39 | 15 | 4 | 1 | — | — | — | — | — | — | | | | | | | | | |
| 531 | Real estate | 2 164 | 16 672 | 76 091 | 520 | 396 | 88 | 22 | 10 | 3 | 1 | — | — | — | — | — | — | | | | | | | | | |
| 5311 | Lessors of real estate | 743 | 4 478 | 20 901 | 228 | 183 | 36 | 7 | 1 | 1 | — | — | — | — | — | — | — | | | | | | | | | |
| 53111 | Lessors of residential buildings & dwellings | 379 | 2 216 | 10 092 | 100 | 77 | 16 | 6 | — | 1 | — | — | — | — | — | — | — | | | | | | | | | |
| 531110 | Lessors of residential buildings & dwellings | 379 | 2 216 | 10 092 | 100 | 77 | 16 | 6 | — | 1 | — | — | — | — | — | — | — | | | | | | | | | |
| 531112 | Lessors of nonres bldg (exc minwarehouses) | 259 | 1 608 | 7 070 | 90 | 73 | 15 | 1 | 1 | — | — | — | — | — | — | — | — | | | | | | | | | |
| 5311120 | Lessors of nonres bldg (exc minwarehouses) | 259 | 1 608 | 7 070 | 90 | 73 | 15 | 1 | 1 | — | — | — | — | — | — | — | — | | | | | | | | | |
| 5312 | Offices of real estate agents & brokers | 854 | 7 285 | 33 586 | 173 | 128 | 32 | 7 | 4 | 1 | 1 | — | — | — | — | — | — | | | | | | | | | |
| 53121 | Offices of real estate agents & brokers | 854 | 7 285 | 33 586 | 173 | 128 | 32 | 7 | 4 | 1 | 1 | — | — | — | — | — | — | | | | | | | | | |
| 531210 | Offices of real estate agents & brokers | 854 | 7 285 | 33 586 | 173 | 128 | 32 | 7 | 4 | 1 | 1 | — | — | — | — | — | — | | | | | | | | | |
| 5313 | Activities related to real estate | 567 | 4 909 | 21 604 | 119 | 85 | 20 | 8 | 5 | 1 | — | — | — | — | — | — | — | | | | | | | | | |
| 53131 | Real estate property managers | 431 | 3 756 | 16 406 | 72 | 50 | 11 | 5 | 5 | 1 | — | — | — | — | — | — | — | | | | | | | | | |
| 531311 | Residential property managers | 298 | 2 628 | 11 615 | 53 | 37 | 8 | 4 | 3 | 1 | — | — | — | — | — | — | — | | | | | | | | | |
| 531312 | Nonresidential property managers | 133 | 1 128 | 4 791 | 19 | 13 | 3 | 1 | 2 | — | — | — | — | — | — | — | — | | | | | | | | | |
| 53132 | Offices of real estate appraisers | 101 | 843 | 3 746 | 28 | 19 | 7 | 2 | — | — | — | — | — | — | — | — | — | | | | | | | | | |
| 531320 | Offices of real estate appraisers | 101 | 843 | 3 746 | 28 | 19 | 7 | 2 | — | — | — | — | — | — | — | — | — | | | | | | | | | |
| 532 | Rental & leasing services | (F) | (D) | (D) | 103 | 58 | 25 | 16 | 3 | 1 | — | — | — | — | — | — | — | | | | | | | | | |
| 5321 | Automotive equipment rental & leasing | 198 | 1 425 | 5 599 | 19 | 10 | 5 | — | 3 | 1 | — | — | — | — | — | — | — | | | | | | | | | |
| 53211 | Passenger car rental & leasing | 132 | 875 | 3 183 | 14 | 8 | 4 | — | 1 | 1 | — | — | — | — | — | — | — | | | | | | | | | |
| 532111 | Passenger car rental | 123 | 787 | 2 793 | 11 | 6 | 3 | — | 1 | 1 | — | — | — | — | — | — | — | | | | | | | | | |
| 5322 | Consumer goods rental | 331 | 1 226 | 5 891 | 52 | 23 | 15 | 14 | — | — | — | — | — | — | — | — | — | | | | | | | | | |
| 53223 | Video tape & disc rental | 251 | 667 | 2 870 | 31 | 8 | 11 | 12 | — | — | — | — | — | — | — | — | — | | | | | | | | | |
| 532230 | Video tape & disc rental | 251 | 667 | 2 870 | 31 | 8 | 11 | 12 | — | — | — | — | — | — | — | — | — | | | | | | | | | |
| 54 | Professional, scientific & technical services | 18 433 | 244 231 | 1 042 826 | 2 656 | 1 977 | 331 | 176 | 107 | 42 | 18 | 4 | 1 | — | — | — | — | | | | | | | | | |
| 541 | Professional, scientific & technical services | 18 433 | 244 231 | 1 042 826 | 2 656 | 1 977 | 331 | 176 | 107 | 42 | 18 | 4 | 1 | — | — | — | — | | | | | | | | | |
| 5411 | Legal services | 2 664 | 27 606 | 125 312 | 498 | 353 | 76 | 46 | 16 | 6 | 1 | — | — | — | — | — | — | | | | | | | | | |
| 54111 | Offices of lawyers | 2 466 | 25 725 | 116 266 | 474 | 342 | 42 | 15 | 5 | 1 | — | — | — | — | — | — | — | | | | | | | | | |
| 541110 | Offices of lawyers | 2 466 | 25 725 | 116 266 | 474 | 342 | 42 | 15 | 5 | 1 | — | — | — | — | — | — | — | | | | | | | | | |
| 54119 | Other legal services | 198 | 1 881 | 9 046 | 24 | 11 | 7 | 4 | 1 | 1 | — | — | — | — | — | — | — | | | | | | | | | |
| 541191 | Title abstract & settlement offices | 174 | 1 746 | 8 472 | 18 | 7 | | | | | | | | | | | | | | | | | | | | |

Table 6. Counties—Employees, Payroll, and Establishments by Industry: 2001—Con.

[Excludes most government employees, railroad employees, and self-employed persons. Size class 1 to 4 includes establishments with payroll, but no employees, during mid-March pay period. (D) denotes figures withheld to avoid disclosing data for individual companies; the data are included in broader industry totals. Detailed industries with 100 or more employees are shown if industry was not a (D). For explanation of terms, abbreviations, and data reliability/comparability, see introductory text]

| NAICS code | Industry | Number of employees for week including March 12 | Payroll (\$1,000) | | Total number of establishments | Number of establishments by employment-size class | | | | | | | | | | | | | | | |
|------------|---|---|-------------------|----------------|--------------------------------|---|------------|------------|-----------|-----------|------------|------------|------------|---------------|----------|----------|----------|----------|----------|----------|----------|
| | | | First quarter | Annual | | 1 to 4 | 5 to 9 | 10 to 19 | 20 to 49 | 50 to 99 | 100 to 249 | 250 to 499 | 500 to 999 | 1,000 or more | | | | | | | |
| 54 | MONMOUTH—Con. | | | | | | | | | | | | | | | | | | | | |
| | Professional, scientific & technical services—Con. | | | | | | | | | | | | | | | | | | | | |
| 541 | Professional, scientific & technical services—Con. | | | | | | | | | | | | | | | | | | | | |
| 5412 | Accounting, tax prep, bookkeep, payroll services | 1 399 | 10 033 | 45 562 | 286 | 223 | 38 | 14 | 8 | 2 | 1 | — | — | — | — | — | — | — | — | — | — |
| 54121 | Accounting, tax prep, bookkeep, payroll services | 1 399 | 10 033 | 45 562 | 286 | 223 | 38 | 14 | 8 | 2 | 1 | — | — | — | — | — | — | — | — | — | — |
| 541211 | Offices of certified public accountants | 781 | 6 984 | 32 806 | 190 | 150 | 20 | 13 | 6 | 1 | — | — | — | — | — | — | — | — | — | — | — |
| 541213 | Tax preparation services | 271 | 894 | 2 895 | 20 | 13 | 6 | — | — | — | — | — | — | — | — | — | — | — | — | — | — |
| 541214 | Payroll services | 104 | 615 | 2 523 | 7 | 3 | — | — | — | — | — | — | — | — | — | — | — | — | — | — | — |
| 541219 | Other accounting services | 243 | 1 540 | 7 338 | 69 | 57 | 9 | — | — | — | — | — | — | — | — | — | — | — | — | — | — |
| 5413 | Architectural, engineering & related services | 3 509 | 44 708 | 205 697 | 298 | 193 | 52 | 17 | 18 | 12 | 5 | 1 | — | — | — | — | — | — | — | — | — |
| 54131 | Architectural services | 223 | 1 909 | 8 880 | 62 | 44 | 14 | 3 | 1 | — | — | — | — | — | — | — | — | — | — | — | — |
| 541310 | Architectural services | 223 | 1 909 | 8 880 | 62 | 44 | 14 | 3 | 1 | — | — | — | — | — | — | — | — | — | — | — | — |
| 54133 | Engineering services | 3 041 | 41 004 | 187 050 | 171 | 102 | 24 | 11 | 16 | 12 | 5 | 1 | — | — | — | — | — | — | — | — | — |
| 541330 | Engineering services | 3 041 | 41 004 | 187 050 | 171 | 102 | 24 | 11 | 16 | 12 | 5 | 1 | — | — | — | — | — | — | — | — | — |
| 5414 | Specialized design services | 292 | 2 636 | 12 123 | 67 | 50 | 9 | 5 | 2 | 1 | — | — | — | — | — | — | — | — | — | — | — |
| 54143 | Graphic design services | 195 | 1 865 | 8 737 | 31 | 20 | 5 | 3 | 2 | 1 | — | — | — | — | — | — | — | — | — | — | — |
| 541430 | Graphic design services | 195 | 1 865 | 8 737 | 31 | 20 | 5 | 3 | 2 | 1 | — | — | — | — | — | — | — | — | — | — | — |
| 5415 | Computer systems design & related services | 4 935 | 84 215 | 327 376 | 702 | 565 | 48 | 40 | 26 | 15 | 6 | 2 | — | — | — | — | — | — | — | — | — |
| 54151 | Computer systems design & related services | 4 935 | 84 215 | 327 376 | 702 | 565 | 48 | 40 | 26 | 15 | 6 | 2 | — | — | — | — | — | — | — | — | — |
| 541511 | Custom computer programming services | 2 045 | 32 588 | 137 372 | 267 | 211 | 20 | 14 | 14 | 4 | 3 | 1 | — | — | — | — | — | — | — | — | — |
| 541512 | Computer systems design services | 2 430 | 44 413 | 162 597 | 296 | 235 | 18 | 21 | 8 | 10 | 3 | 1 | — | — | — | — | — | — | — | — | — |
| 541519 | Other computer related services | 417 | 6 763 | 25 444 | 132 | 113 | 10 | 5 | 3 | 1 | — | — | — | — | — | — | — | — | — | — | — |
| 5416 | Management, sci & tech consulting services | 2 295 | 33 942 | 147 927 | 452 | 361 | 54 | 21 | 10 | 3 | 2 | 1 | — | — | — | — | — | — | — | — | — |
| 54161 | Management consulting services | 1 703 | 25 490 | 111 003 | 341 | 275 | 37 | 15 | 10 | 3 | — | — | — | — | — | — | — | — | — | — | — |
| 541611 | Admin & gen management consulting services | 971 | 17 858 | 75 478 | 160 | 132 | 17 | 5 | 3 | 2 | — | — | — | — | — | — | — | — | — | — | — |
| 541612 | Human res & exec search consulting services | 335 | 3 238 | 15 869 | 78 | 63 | 7 | 4 | 3 | 1 | — | — | — | — | — | — | — | — | — | — | — |
| 541613 | Marketing consulting services | 232 | 2 971 | 11 698 | 65 | 53 | 7 | 3 | 2 | — | — | — | — | — | — | — | — | — | — | — | — |
| 54162 | Environmental consulting services | 198 | 2 256 | 9 714 | 29 | 19 | 8 | 1 | — | — | — | — | — | — | — | — | — | — | — | — | — |
| 541620 | Environmental consulting services | 198 | 2 256 | 9 714 | 29 | 19 | 8 | 1 | — | — | — | — | — | — | — | — | — | — | — | — | — |
| 54169 | Oth scientific & technical consulting services | 394 | 6 196 | 27 210 | 82 | 67 | 9 | 5 | — | — | — | — | — | — | — | — | — | — | — | — | — |
| 541690 | Oth scientific & technical consulting services | 394 | 6 196 | 27 210 | 82 | 67 | 9 | 5 | — | — | — | — | — | — | — | — | — | — | — | — | — |
| 5417 | Scientific R&D services | 1 390 | 25 758 | 109 327 | 41 | 20 | 6 | 3 | 9 | 1 | 1 | — | — | — | — | — | — | — | — | — | — |
| 54171 | R&D in physical, engineering & life sciences | 1 364 | 25 544 | 108 421 | 37 | 19 | 4 | 2 | 9 | 1 | 1 | — | — | — | — | — | — | — | — | — | — |
| 541710 | R&D in physical, engineering & life sciences | 1 364 | 25 544 | 108 421 | 37 | 19 | 4 | 2 | 9 | 1 | 1 | — | — | — | — | — | — | — | — | — | — |
| 5418 | Advertising & related services | 637 | 7 036 | 29 856 | 120 | 83 | 20 | 9 | 7 | 1 | — | — | — | — | — | — | — | — | — | — | — |
| 54181 | Advertising agencies | 127 | 1 680 | 5 974 | 35 | 24 | 7 | 3 | 1 | — | — | — | — | — | — | — | — | — | — | — | — |
| 541810 | Advertising agencies | 127 | 1 680 | 5 974 | 35 | 24 | 7 | 3 | 1 | — | — | — | — | — | — | — | — | — | — | — | — |
| 54186 | Direct mail advertising | 188 | 2 157 | 9 389 | 14 | 6 | 3 | 2 | 2 | 1 | — | — | — | — | — | — | — | — | — | — | — |
| 541860 | Direct mail advertising | 188 | 2 157 | 9 389 | 14 | 6 | 3 | 2 | 2 | 1 | — | — | — | — | — | — | — | — | — | — | — |
| 54189 | Other services related to advertising | 170 | 1 089 | 4 797 | 34 | 23 | 7 | 1 | 3 | — | — | — | — | — | — | — | — | — | — | — | — |
| 541890 | Other services related to advertising | 170 | 1 089 | 4 797 | 34 | 23 | 7 | 1 | 3 | — | — | — | — | — | — | — | — | — | — | — | — |
| 5419 | Oth professional, scientific, technical services | 1 312 | 8 297 | 39 646 | 192 | 129 | 28 | 21 | 11 | 1 | 2 | — | — | — | — | — | — | — | — | — | — |
| 54191 | Marketing research & public opinion polling | 415 | 2 075 | 9 668 | 17 | 7 | 2 | 1 | 5 | 1 | 1 | — | — | — | — | — | — | — | — | — | — |
| 541910 | Marketing research & public opinion polling | 415 | 2 075 | 9 668 | 17 | 7 | 2 | 1 | 5 | 1 | 1 | — | — | — | — | — | — | — | — | — | — |
| 54192 | Photographic services (C) | | | | 47 | 33 | 10 | 4 | — | — | — | — | — | — | — | — | — | — | — | — | — |
| 541921 | Photography studios, portrait (D) | 133 | 424 | 2 022 | 33 | 21 | 8 | 4 | — | — | — | — | — | — | — | — | — | — | — | — | — |
| 54194 | Veterinary services | 614 | 4 347 | 20 798 | 61 | 26 | 13 | 16 | 5 | — | — | — | — | — | — | — | — | — | — | — | — |
| 541940 | Veterinary services | 614 | 4 347 | 20 798 | 61 | 26 | 13 | 16 | 5 | — | — | — | — | — | — | — | — | — | — | — | — |
| 54199 | All oth prof, scientific & technical services | 112 | 1 282 | 6 213 | 65 | 61 | 3 | — | — | — | — | — | — | — | — | — | — | — | — | — | — |
| 541990 | All oth prof, scientific & technical services | 112 | 1 282 | 6 213 | 65 | 61 | 3 | — | — | — | — | — | — | — | — | — | — | — | — | — | — |
| 55 | Management of companies & enterprises | 5 150 | 99 973 | 380 028 | 64 | 17 | 7 | 9 | 10 | 10 | 8 | 1 | 1 | 1 | 1 | 1 | 1 | 1 | 1 | 1 | 1 |
| 551 | Management of companies & enterprises | 5 150 | 99 973 | 380 028 | 64 | 17 | 7 | 9 | 10 | 10 | 8 | 1 | 1 | 1 | 1 | 1 | 1 | 1 | 1 | 1 | 1 |
| 5511 | Management of companies & enterprises | 5 150 | 99 973 | 380 028 | 64 | 17 | 7 | 9 | 10 | 10 | 8 | 1 | 1 | 1 | 1 | 1 | 1 | 1 | 1 | 1 | 1 |
| 55111 | Management of companies & enterprises | 5 150 | 99 973 | 380 028 | 64 | 17 | 7 | 9 | 10 | 10 | 8 | 1 | 1 | 1 | 1 | 1 | 1 | 1 | 1 | 1 | 1 |
| 551114 | Corp, subsidiary & regional managing offices | 4 444 | 85 698 | 326 914 | 50 | 10 | 6 | 6 | 9 | 10 | 7 | — | — | — | — | — | — | — | — | — | — |
| 56 | Admin, support, waste mgt, remediation services | 16 032 | 95 850 | 404 429 | 1 137 | 724 | 172 | 112 | 73 | 25 | 20 | 9 | 1 | 1 | 1 | 1 | 1 | 1 | 1 | 1 | 1 |
| 561 | Administrative & support services | 15 299 | 89 107 | 378 197 | 1 098 | 705 | 163 | 105 | 73 | 24 | 17 | 9 | 1 | 1 | 1 | 1 | 1 | 1 | 1 | 1 | 1 |
| 5611 | Office administrative services | 1 050 | 11 699 | 48 748 | 99 | 60 | 8 | 12 | 16 | 1 | 2 | — | — | — | — | — | — | — | — | — | — |
| 56111 | Office administrative services | 1 050 | 11 699 | 48 748 | 99 | 60 | 8 | 12 | 16 | 1 | 2 | — | — | — | — | — | — | — | — | — | — |
| 561110 | Office administrative services | 1 050 | 11 699 | 48 748 | 99 | 60 | 8 | 12 | 16 | 1 | 2 | — | — | — | — | — | — | — | — | — | — |
| 5612 | Facilities support services | 710 | 5 628 | 23 881 | 8 | 2 | 1 | 1 | 1 | — | — | — | — | — | — | — | — | — | — | — | — |
| 56121 | Facilities support services | 710 | 5 628 | 23 881 | 8 | 2 | 1 | 1 | 1 | — | — | — | — | — | — | — | — | — | — | — | — |
| 561210 | Facilities support services | 710 | 5 628 | 23 881 | 8 | 2 | 1 | 1 | 1 | — | — | — | — | — | — | — | — | — | — | — | — |
| 5613 | Employment services | 4 179 | 26 981 | 106 102 | 91 | 34 | 15 | 8 | 9 | 12 | 9 | 4 | — | — | — | — | — | — | — | — | — |
| 56131 | Employment placement agencies | 584 | | | | | | | | | | | | | | | | | | | |

Table 6. Counties—Employees, Payroll, and Establishments by Industry: 2001—Con.

[Excludes most government employees, railroad employees, and self-employed persons. Size class 1 to 4 includes establishments with payroll, but no employees, during mid-March pay period. (D) denotes figures withheld to avoid disclosing data for individual companies; the data are included in broader industry totals. Detailed industries with 100 or more employees are shown if industry was not a (D). For explanation of terms, abbreviations, and data reliability/comparability, see introductory text]

| NAICS code | Industry | Number of employees for week including March 12 | Payroll (\$1,000) | | Total number of establishments | Number of establishments by employment-size class | | | | | | | | | |
|----------------------|--|---|-------------------|------------------|--------------------------------|---|------------|------------|------------|-----------|------------|------------|------------|---------------|--|
| | | | First quarter | Annual | | 1 to 4 | 5 to 9 | 10 to 19 | 20 to 49 | 50 to 99 | 100 to 249 | 250 to 499 | 500 to 999 | 1,000 or more | |
| MONMOUTH—Con. | | | | | | | | | | | | | | | |
| 56 | Admin, support, waste mgmt, remediation services—Con. | | | | | | | | | | | | | | |
| 561 | Administrative & support services—Con. | | | | | | | | | | | | | | |
| 5615 | Travel arrangement & reservation services | 408 | 2 442 | 9 887 | 83 | 54 | 18 | 9 | 2 | — | — | — | — | — | |
| 56151 | Travel agencies | 351 | 1 917 | 7 884 | 73 | 48 | 16 | 7 | 2 | — | — | — | — | — | |
| 561510 | Travel agencies | 351 | 1 917 | 7 884 | 73 | 48 | 16 | 7 | 2 | — | — | — | — | — | |
| 5616 | Investigation & security services | 971 | 6 373 | 25 310 | 61 | 32 | 10 | 8 | 6 | 4 | — | 1 | — | — | |
| 56161 | Investigation, guard & armored car services | 589 | 2 654 | 10 596 | 27 | 10 | 6 | 5 | 4 | 1 | — | 1 | — | — | |
| 561612 | Security guards & patrol services | 453 | 1 633 | 6 423 | 12 | 3 | 1 | 4 | 2 | 1 | — | 1 | — | — | |
| 56162 | Security systems services | 382 | 3 719 | 14 714 | 34 | 22 | 4 | 3 | 2 | 3 | — | — | — | — | |
| 561621 | Security systems services (except locksmiths) | 338 | 3 402 | 13 425 | 21 | 13 | 1 | 2 | 2 | 3 | — | — | — | — | |
| 5617 | Services to buildings & dwellings | 5 480 | 20 626 | 100 587 | 594 | 426 | 88 | 44 | 28 | 3 | 3 | 1 | — | 1 | |
| 56171 | Exterminating & pest control services | 318 | 1 719 | 7 912 | 29 | 12 | 8 | 6 | 2 | 1 | — | — | — | — | |
| 561710 | Exterminating & pest control services | 318 | 1 719 | 7 912 | 29 | 12 | 8 | 6 | 2 | 1 | — | — | — | — | |
| 56172 | Janitorial services | 3 715 | 12 419 | 48 651 | 140 | 72 | 29 | 18 | 16 | 1 | 2 | 1 | — | 1 | |
| 561720 | Janitorial services | 3 715 | 12 419 | 48 651 | 140 | 72 | 29 | 18 | 16 | 1 | 2 | 1 | — | 1 | |
| 56173 | Landscaping services | 1 246 | 5 264 | 38 235 | 370 | 300 | 41 | 19 | 8 | 1 | 1 | — | — | — | |
| 561730 | Landscaping services | 1 246 | 5 264 | 38 235 | 370 | 300 | 41 | 19 | 8 | 1 | 1 | — | — | — | |
| 56179 | Other services to buildings & dwellings | 151 | 1 036 | 4 649 | 30 | 20 | 7 | 1 | 2 | — | — | — | — | — | |
| 561790 | Other services to buildings & dwellings | 151 | 1 036 | 4 649 | 30 | 20 | 7 | 1 | 2 | — | — | — | — | — | |
| 5619 | Other support services | 1 171 | 5 271 | 24 797 | 68 | 43 | 12 | 10 | 1 | — | — | 1 | 1 | — | |
| 56199 | All other support services | 1 068 | 3 970 | 19 338 | 52 | 34 | 9 | 7 | — | — | — | 1 | 1 | — | |
| 561990 | All other support services | 1 068 | 3 970 | 19 338 | 52 | 34 | 9 | 7 | — | — | — | 1 | 1 | — | |
| 562 | Waste management & remediation services | 733 | 6 743 | 26 232 | 39 | 19 | 9 | 7 | — | 1 | 3 | — | — | — | |
| 5621 | Waste collection | 485 | 4 498 | 17 358 | 17 | 9 | 2 | 3 | — | 1 | 2 | — | — | — | |
| 56211 | Waste collection | 485 | 4 498 | 17 358 | 17 | 9 | 2 | 3 | — | 1 | 2 | — | — | — | |
| 5629 | Remediation & oth waste management services | 225 | 2 029 | 8 330 | 17 | 7 | 5 | 4 | — | — | 1 | — | — | — | |
| 56291 | Remediation services | 176 | 1 477 | 6 293 | 7 | 1 | 3 | 2 | — | — | 1 | — | — | — | |
| 562910 | Remediation services | 176 | 1 477 | 6 293 | 7 | 1 | 3 | 2 | — | — | 1 | — | — | — | |
| 61 | Educational services | 6 398 | 36 830 | 156 031 | 235 | 102 | 47 | 41 | 21 | 13 | 8 | 2 | — | 1 | |
| 611 | Educational services | 6 398 | 36 830 | 156 031 | 235 | 102 | 47 | 41 | 21 | 13 | 8 | 2 | — | 1 | |
| 6111 | Elementary & secondary schools | 3 074 | 20 160 | 81 830 | 65 | 12 | 10 | 9 | 13 | 12 | 8 | 1 | — | — | |
| 61111 | Elementary & secondary schools | 3 074 | 20 160 | 81 830 | 65 | 12 | 10 | 9 | 13 | 12 | 8 | 1 | — | — | |
| 611110 | Elementary & secondary schools | 3 074 | 20 160 | 81 830 | 65 | 12 | 10 | 9 | 13 | 12 | 8 | 1 | — | — | |
| 6113 | Colleges, universities & professional schools | (G) | (D) | (D) | 2 | 1 | — | — | — | — | — | — | — | 1 | |
| 61131 | Colleges, universities & professional schools | (G) | (D) | (D) | 2 | 1 | — | — | — | — | — | — | — | 1 | |
| 6114 | Business schools & computer & mgt training | (C) | (D) | (D) | 24 | 13 | 8 | 3 | — | — | — | — | — | — | |
| 6115 | Technical & trade schools | (C) | (D) | (D) | 22 | 12 | 5 | 4 | 1 | — | — | — | — | — | |
| 61151 | Technical & trade schools | (C) | (D) | (D) | 22 | 12 | 5 | 4 | 1 | — | — | — | — | — | |
| 6116 | Other schools & instruction | 1 162 | 5 049 | 21 590 | 107 | 55 | 22 | 21 | 7 | 1 | — | 1 | — | — | |
| 61161 | Fine arts schools | 235 | 691 | 2 614 | 43 | 24 | 10 | 8 | 1 | — | — | — | — | — | |
| 611610 | Fine arts schools | 235 | 691 | 2 614 | 43 | 24 | 10 | 8 | 1 | — | — | — | — | — | |
| 61162 | Sports & recreation instruction | 309 | 967 | 4 669 | 35 | 19 | 6 | 7 | 2 | 1 | — | — | — | — | |
| 611620 | Sports & recreation instruction | 309 | 967 | 4 669 | 35 | 19 | 6 | 7 | 2 | 1 | — | — | — | — | |
| 61169 | All other schools & instruction | 578 | 3 246 | 13 641 | 26 | 11 | 6 | 5 | 3 | — | — | 1 | — | — | |
| 611699 | All other miscellaneous schools & instruction | 456 | 2 933 | 12 262 | 12 | 6 | 2 | 2 | 1 | — | — | 1 | — | — | |
| 62 | Health care and social assistance | 32 450 | 249 382 | 1 097 690 | 2 022 | 1 035 | 495 | 268 | 142 | 42 | 28 | 5 | 1 | 6 | |
| 621 | Ambulatory health care services | 12 814 | 110 812 | 525 602 | 1 614 | 914 | 417 | 181 | 72 | 19 | 8 | 2 | 1 | — | |
| 6211 | Offices of physicians | 5 094 | 60 240 | 300 032 | 751 | 427 | 185 | 88 | 42 | 9 | — | — | — | — | |
| 62111 | Offices of physicians | 5 094 | 60 240 | 300 032 | 751 | 427 | 185 | 88 | 42 | 9 | — | — | — | — | |
| 621111 | Offices of physicians (exc mental health) | 4 991 | 59 628 | 297 035 | 711 | 390 | 183 | 87 | 42 | 9 | — | — | — | — | |
| 621112 | Offices of physicians, mental health | 103 | 612 | 2 997 | 40 | 37 | 2 | 1 | — | — | — | — | — | — | |
| 6212 | Offices of dentists | 2 387 | 17 883 | 85 199 | 391 | 170 | 155 | 58 | 8 | — | — | — | — | — | |
| 62121 | Offices of dentists | 2 387 | 17 883 | 85 199 | 391 | 170 | 155 | 58 | 8 | — | — | — | — | — | |
| 621210 | Offices of dentists | 2 387 | 17 883 | 85 199 | 391 | 170 | 155 | 58 | 8 | — | — | — | — | — | |
| 6213 | Offices of other health practitioners | 1 423 | 7 915 | 35 689 | 349 | 264 | 58 | 20 | 5 | 2 | — | — | — | — | |
| 62131 | Offices of chiropractors | 382 | 1 703 | 7 284 | 143 | 124 | 15 | 4 | — | — | — | — | — | — | |
| 621310 | Offices of chiropractors | 382 | 1 703 | 7 284 | 143 | 124 | 15 | 4 | — | — | — | — | — | — | |
| 62132 | Offices of optometrists | 205 | 1 080 | 4 568 | 48 | 32 | 13 | 2 | 1 | — | — | — | — | — | |
| 621320 | Offices of optometrists | 205 | 1 080 | 4 568 | 48 | 32 | 13 | 2 | 1 | — | — | — | — | — | |
| 62133 | Offices of other mental health practitioners | 164 | 1 066 | 4 804 | 35 | 29 | 3 | 1 | 1 | 1 | — | — | — | — | |
| 621330 | Offices of other mental health practitioners | 164 | 1 066 | 4 804 | 35 | 29 | 3 | 1 | 1 | 1 | — | — | — | — | |
| 62134 | Offices of PT, OT, speech therapy & audiology | 325 | 2 256 | 11 335 | 56 | 33 | 11 | 10 | 2 | — | — | — | — | — | |
| 621340 | Offices of PT, OT, speech therapy & audiology | 325 | 2 256 | 11 335 | 56 | 33 | 11 | 10 | 2 | — | — | — | — | — | |
| 62139 | Offices of all other health practitioners | 347 | 1 810 | 7 698 | 67 | 46 | 16 | 3 | 1 | 1 | — | — | — | — | |
| 621391 | Offices of podiatrists | 166 | 850 | 3 824 | 47 | 34 | 11 | 2 | — | — | — | — | — | — | |
| 621399 | Offices of all other misc health practitioners | 181 | 960 | 3 874 | 20 | 12 | 5 | 1 | 1 | 1 | — | — | — | — | |
| 6214 | Outpatient care centers | 829 | 6 481 | 27 038 | 42 | 13 | 10 | 8 | 7 | 1 | 3 | — | — | — | |
| 62142 | Outpatient mental health, substance abuse ctrs | (C) | (D) | (D) | 6 | 1 | 1 | 2 | 1 | — | 1 | — | — | — | |
| 62149 | Other outpatient care centers | 623 | 5 264 | 21 772 | 31 | 9 | 8 | 6 | 5 | 1 | 2 | — | — | — | |
| 621498 | All other outpatient care centers | 440 | 3 094 | 12 522 | 21 | 6 | 8 | 4 | — | 1 | 2 | — | — | — | |
| 6215 | Medical & diagnostic laboratories | 119 | 1 277 | 5 289 | 26 | 21 | — | 4 | 1 | — | — | — | — | — | |
| 62151 | Medical & diagnostic laboratories | 119 | 1 277 | 5 289 | 26 | 21 | — | 4 | 1 | — | — | — | — | — | |
| 6216 | Home health care services | 2 176 | 8 984 | 38 634 | 40 | 12 | 8 | 3 | 6 | 6 | 3 | 1 | 1 | — | |
| 62161 | Home health care services | 2 176 | 8 984 | 38 634 | 40 | 12 | 8 | 3 | 6 | 6 | 3 | 1 | 1 | — | |
| 621610 | Home health care services | 2 176 | 8 984 | 38 634 | 40 | 12 | 8 | 3 | 6 | 6 | 3 | 1 | 1 | — | |
| 6219 | Other ambulatory health care services | 786 | 8 032 | 33 721 | 15 | 7 | 1 | — | 3 | 1 | 2 | 1 | — | — | |
| 62191 | Ambulance services | 268 | 1 564 | 7 484 | 7 | 3 | 1 | — | 2 | — | 1 | — | — | — | |
| 621910 | Ambulance services | 268 | 1 564 | 7 484 | 7 | 3 | 1 | — | 2 | — | 1 | — | — | — | |
| 62199 | All other ambulatory health care services | 518 | 6 468 | 26 237 | 8 | 4 | — | — | 1 | 1 | 1 | — | — | — | |

See footnotes at end of table.

Table 6. Counties—Employees, Payroll, and Establishments by Industry: 2001—Con.

[Excludes most government employees, railroad employees, and self-employed persons. Size class 1 to 4 includes establishments with payroll, but no employees, during mid-March pay period. (D) denotes figures withheld to avoid disclosing data for individual companies; the data are included in broader industry totals. Detailed industries with 100 or more employees are shown if industry was not a (D). For explanation of terms, abbreviations, and data reliability/comparability, see introductory text]

| NAICS code | Industry | Number of employees for week including March 12 | Payroll (\$1,000) | | Total number of establishments | Number of establishments by employment-size class | | | | | | | | | | |
|--|---|---|-------------------|----------------|--------------------------------|---|------------|------------|------------|-----------|------------|------------|------------|---------------|---|---|
| | | | First quarter | Annual | | 1 to 4 | 5 to 9 | 10 to 19 | 20 to 49 | 50 to 99 | 100 to 249 | 250 to 499 | 500 to 999 | 1,000 or more | | |
| MONMOUTH—Con. | | | | | | | | | | | | | | | | |
| 62 Health care and social assistance—Con. | | | | | | | | | | | | | | | | |
| 622 | Hospitals | (J) | (D) | (D) | 8 | 1 | — | — | — | — | — | — | — | 1 | — | 6 |
| 6221 | General medical & surgical hospitals | 8 975 | 80 356 | 323 182 | 6 | — | — | — | — | — | — | — | — | 1 | — | 5 |
| 62211 | General medical & surgical hospitals | 8 975 | 80 356 | 323 182 | 6 | — | — | — | — | — | — | — | — | 1 | — | 5 |
| 622110 | General medical & surgical hospitals | 8 975 | 80 356 | 323 182 | 6 | — | — | — | — | — | — | — | — | 1 | — | 5 |
| 6222 | Psychiatric & substance abuse hospitals | (G) | (D) | (D) | 1 | — | — | — | — | — | — | — | — | — | — | 1 |
| 62221 | Psychiatric & substance abuse hospitals | (G) | (D) | (D) | 1 | — | — | — | — | — | — | — | — | — | — | 1 |
| 623 | Nursing & residential care facilities | 5 534 | 31 606 | 137 582 | 130 | 30 | 21 | 23 | 18 | 18 | 18 | 2 | — | — | — | — |
| 6231 | Nursing care facilities | 3 220 | 19 898 | 85 893 | 36 | 5 | 1 | — | 7 | 8 | 13 | 2 | — | — | — | — |
| 62311 | Nursing care facilities | 3 220 | 19 898 | 85 893 | 36 | 5 | 1 | — | 7 | 8 | 13 | 2 | — | — | — | — |
| 623110 | Nursing care facilities | 3 220 | 19 898 | 85 893 | 36 | 5 | 1 | — | 7 | 8 | 13 | 2 | — | — | — | — |
| 6232 | Residential mental retardation, health facil | 672 | 3 816 | 16 565 | 42 | 6 | 13 | 14 | 6 | 3 | — | — | — | — | — | — |
| 62321 | Residential mental retardation facilities | 468 | 2 429 | 10 716 | 29 | 5 | 7 | 10 | 5 | 2 | — | — | — | — | — | — |
| 623210 | Residential mental retardation facilities | 468 | 2 429 | 10 716 | 29 | 5 | 7 | 10 | 5 | 2 | — | — | — | — | — | — |
| 62322 | Residential mental health, subst abuse facil .. | 204 | 1 387 | 5 849 | 13 | 1 | 6 | 4 | 1 | 1 | — | — | — | — | — | — |
| 623220 | Residential mental health, subst abuse facil | 204 | 1 387 | 5 849 | 13 | 1 | 6 | 4 | 1 | 1 | — | — | — | — | — | — |
| 6233 | Community care facilities for the elderly | 1 557 | 7 450 | 33 276 | 44 | 17 | 5 | 6 | 4 | 7 | 5 | — | — | — | — | — |
| 62331 | Community care facilities for the elderly | 1 557 | 7 450 | 33 276 | 44 | 17 | 5 | 6 | 4 | 7 | 5 | — | — | — | — | — |
| 623311 | Continuing care retirement communities ... | 839 | 4 077 | 17 920 | 11 | 4 | 1 | — | — | 2 | 4 | — | — | — | — | — |
| 623312 | Homes for the elderly | 718 | 3 373 | 15 356 | 33 | 13 | 4 | 6 | 4 | 5 | 1 | — | — | — | — | — |
| 624 | Social assistance | (H) | (D) | (D) | 270 | 90 | 57 | 64 | 52 | 5 | 2 | — | — | — | — | — |
| 6241 | Individual & family services | 918 | 4 292 | 18 856 | 76 | 36 | 16 | 11 | 9 | 3 | 1 | — | — | — | — | — |
| 62411 | Child & youth services | 357 | 1 626 | 7 115 | 13 | 4 | 2 | 1 | 4 | 1 | 1 | — | — | — | — | — |
| 624110 | Child & youth services | 357 | 1 626 | 7 115 | 13 | 4 | 2 | 1 | 4 | 1 | 1 | — | — | — | — | — |
| 62412 | Services for elderly & disabled persons | 263 | 973 | 4 074 | 36 | 21 | 7 | 6 | 1 | — | — | — | — | — | — | — |
| 624120 | Services for elderly & disabled persons | 263 | 973 | 4 074 | 36 | 21 | 7 | 6 | 1 | — | — | — | — | — | — | — |
| 62419 | Other individual & family services | 298 | 1 693 | 7 667 | 27 | 11 | 7 | 4 | 4 | 1 | — | — | — | — | — | — |
| 624190 | Other individual & family services | 298 | 1 693 | 7 667 | 27 | 11 | 7 | 4 | 4 | 1 | — | — | — | — | — | — |
| 6242 | Community, emergency & other relief services .. | (C) | (D) | (D) | 18 | 5 | 6 | 3 | 4 | — | — | — | — | — | — | — |
| 6243 | Vocational rehabilitation services | 326 | 1 170 | 4 839 | 13 | 7 | 2 | 1 | 2 | — | 1 | — | — | — | — | — |
| 62431 | Vocational rehabilitation services | 326 | 1 170 | 4 839 | 13 | 7 | 2 | 1 | 2 | — | 1 | — | — | — | — | — |
| 624310 | Vocational rehabilitation services | 326 | 1 170 | 4 839 | 13 | 7 | 2 | 1 | 2 | — | 1 | — | — | — | — | — |
| 6244 | Child day care services | 2 164 | 7 282 | 32 114 | 163 | 42 | 33 | 49 | 37 | 2 | — | — | — | — | — | — |
| 62441 | Child day care services | 2 164 | 7 282 | 32 114 | 163 | 42 | 33 | 49 | 37 | 2 | — | — | — | — | — | — |
| 624410 | Child day care services | 2 164 | 7 282 | 32 114 | 163 | 42 | 33 | 49 | 37 | 2 | — | — | — | — | — | — |
| 71 | Arts, entertainment & recreation | 4 307 | 17 509 | 88 545 | 317 | 187 | 46 | 38 | 23 | 16 | 5 | 2 | — | — | — | — |
| 711 | Performing arts, spectator sports & related industries | 586 | 3 033 | 14 957 | 89 | 65 | 11 | 6 | 4 | 2 | 1 | — | — | — | — | — |
| 7111 | Performing arts companies | 231 | 729 | 3 559 | 24 | 16 | 3 | 2 | 1 | 2 | — | — | — | — | — | — |
| 7112 | Spectator sports | 249 | 1 166 | 6 138 | 29 | 20 | 4 | 2 | 2 | — | 1 | — | — | — | — | — |
| 71121 | Spectator sports | 249 | 1 166 | 6 138 | 29 | 20 | 4 | 2 | 2 | — | 1 | — | — | — | — | — |
| 713 | Amusement, gambling & recreation industries | 3 660 | 14 280 | 72 689 | 216 | 114 | 34 | 29 | 19 | 14 | 4 | 2 | — | — | — | — |
| 7131 | Amusement parks & arcades | (C) | (D) | (D) | 10 | 7 | 1 | 1 | — | 1 | — | — | — | — | — | — |
| 7139 | Other amusement & recreation industries | 3 547 | 14 073 | 71 644 | 204 | 105 | 33 | 28 | 19 | 13 | 4 | 2 | — | — | — | — |
| 71391 | Golf courses & country clubs | 713 | 3 741 | 22 814 | 27 | 7 | 3 | 5 | 6 | 6 | — | — | — | — | — | — |
| 713910 | Golf courses & country clubs | 713 | 3 741 | 22 814 | 27 | 7 | 3 | 5 | 6 | 6 | — | — | — | — | — | — |
| 71393 | Marinas | 152 | 1 019 | 4 981 | 39 | 25 | 10 | 4 | — | — | — | — | — | — | — | — |
| 713930 | Marinas | 152 | 1 019 | 4 981 | 39 | 25 | 10 | 4 | — | — | — | — | — | — | — | — |
| 71394 | Fitness & recreational sports centers | 2 315 | 8 237 | 37 602 | 92 | 48 | 10 | 14 | 8 | 6 | 4 | 2 | — | — | — | — |
| 713940 | Fitness & recreational sports centers | 2 315 | 8 237 | 37 602 | 92 | 48 | 10 | 14 | 8 | 6 | 4 | 2 | — | — | — | — |
| 71395 | Bowling centers | (C) | (D) | (D) | 10 | 3 | 4 | — | 2 | 1 | — | — | — | — | — | — |
| 71399 | All other amusement & recreation industries .. | 219 | 660 | 4 615 | 35 | 21 | 6 | 5 | 3 | — | — | — | — | — | — | — |
| 713990 | All other amusement & recreation industries | 219 | 660 | 4 615 | 35 | 21 | 6 | 5 | 3 | — | — | — | — | — | — | — |
| 72 | Accommodation & food services | 18 627 | 55 847 | 254 804 | 1 405 | 640 | 260 | 211 | 216 | 63 | 15 | — | — | — | — | — |
| 721 | Accommodation | 1 484 | 5 652 | 26 660 | 102 | 59 | 10 | 15 | 9 | 6 | 3 | — | — | — | — | — |
| 7211 | Traveler accommodation | 1 402 | 5 338 | 25 241 | 88 | 48 | 9 | 14 | 9 | 5 | 3 | — | — | — | — | — |
| 72111 | Hotels (exc casino hotels) & motels | 1 355 | 5 242 | 24 766 | 72 | 34 | 8 | 13 | 9 | 5 | 3 | — | — | — | — | — |
| 721110 | Hotels (exc casino hotels) & motels | 1 355 | 5 242 | 24 766 | 72 | 34 | 8 | 13 | 9 | 5 | 3 | — | — | — | — | — |
| 722 | Food services & drinking places | 17 143 | 50 195 | 228 144 | 1 303 | 581 | 250 | 196 | 207 | 57 | 12 | — | — | — | — | — |
| 7221 | Full-service restaurants | 8 358 | 25 985 | 118 703 | 488 | 171 | 97 | 74 | 106 | 34 | 6 | — | — | — | — | — |
| 72211 | Full-service restaurants | 8 358 | 25 985 | 118 703 | 488 | 171 | 97 | 74 | 106 | 34 | 6 | — | — | — | — | — |
| 722110 | Full-service restaurants | 8 358 | 25 985 | 118 703 | 488 | 171 | 97 | 74 | 106 | 34 | 6 | — | — | — | — | — |
| 7222 | Limited-service eating places | 5 941 | 16 933 | 76 642 | 603 | 308 | 114 | 94 | 73 | 10 | 4 | — | — | — | — | — |
| 72221 | Limited-service eating places | 5 941 | 16 933 | 76 642 | 603 | 308 | 114 | 94 | 73 | 10 | 4 | — | — | — | — | — |
| 722211 | Limited-service restaurants | 4 746 | 13 350 | 58 802 | 440 | 227 | 76 | 64 | 60 | 10 | 3 | — | — | — | — | — |
| 722213 | Snack & nonalcoholic beverage bars | 1 146 | 3 473 | 17 073 | 155 | 78 | 34 | 29 | 13 | — | 1 | — | — | — | — | — |
| 7223 | Special food services | 1 936 | 5 199 | 22 977 | 114 | 45 | 22 | 17 | 19 | 9 | 2 | — | — | — | — | — |
| 72231 | Food service contractors | 1 465 | 3 703 | 15 204 | 70 | 23 | 13 | 13 | 13 | 6 | 2 | — | — | — | — | — |
| 722310 | Food service contractors | 1 465 | 3 703 | 15 204 | 70 | 23 | 13 | 13 | 13 | 6 | 2 | — | — | — | — | — |
| 72232 | Caterers | 454 | 1 395 | 7 313 | 37 | 17 | 7 | 4 | 6 | 3 | — | — | — | — | — | — |
| 722320 | Caterers | 454 | 1 395 | 7 313 | 37 | 17 | 7 | 4 | 6 | 3 | — | — | — | — | — | — |
| 7224 | Drinking places (alcoholic beverages) | 908 | 2 078 | 9 822 | 98 | 57 | 17 | 11 | 9 | 4 | — | — | — | — | — | — |
| 72241 | Drinking places (alcoholic beverages) | 908 | 2 078 | 9 822 | 98 | 57 | 17 | 11 | 9 | 4 | — | — | — | — | — | — |
| 722410 | Drinking places (alcoholic beverages) | 908 | 2 078 | 9 822 | 98 | 57 | 17 | 11 | 9 | 4 | — | — | — | — | — | — |

See footnotes at end of table.

Table 6. Counties—Employees, Payroll, and Establishments by Industry: 2001—Con.

[Excludes most government employees, railroad employees, and self-employed persons. Size class 1 to 4 includes establishments with payroll, but no employees, during mid-March pay period. (D) denotes figures withheld to avoid disclosing data for individual companies; the data are included in broader industry totals. Detailed industries with 100 or more employees are shown if industry was not a (D). For explanation of terms, abbreviations, and data reliability/comparability, see introductory text]

| NAICS code | Industry | Number of employees for week including March 12 | Payroll (\$1,000) | | Total number of establishments | Number of establishments by employment-size class | | | | | | | | | |
|----------------------|---|---|-------------------|-------------------|--------------------------------|---|--------------|--------------|--------------|------------|------------|------------|------------|---------------|--|
| | | | First quarter | Annual | | 1 to 4 | 5 to 9 | 10 to 19 | 20 to 49 | 50 to 99 | 100 to 249 | 250 to 499 | 500 to 999 | 1,000 or more | |
| MONMOUTH—Con. | | | | | | | | | | | | | | | |
| 81 | Other services (except public administration) | 10 648 | 56 116 | 239 368 | 1 712 | 1 107 | 345 | 178 | 65 | 9 | 7 | 1 | — | — | |
| 811 | Repair & maintenance | 2 626 | 19 733 | 85 431 | 517 | 329 | 120 | 54 | 12 | 1 | 1 | — | — | — | |
| 8111 | Automotive repair & maintenance | 1 936 | 13 564 | 56 996 | 384 | 239 | 92 | 42 | 10 | 1 | — | — | — | — | |
| 81111 | Automotive mechanical & electrical R&M | 803 | 5 664 | 24 178 | 225 | 158 | 57 | 9 | 1 | — | — | — | — | — | |
| 811111 | General automotive repair | 652 | 4 513 | 19 298 | 186 | 138 | 38 | 9 | 1 | — | — | — | — | — | |
| 81112 | Automotive body, paint, interior & glass repair | 695 | 5 806 | 24 202 | 94 | 45 | 22 | 20 | 7 | — | — | — | — | — | |
| 811121 | Automotive body, paint & interior R&M | 644 | 5 493 | 22 935 | 83 | 39 | 18 | 19 | 7 | — | — | — | — | — | |
| 81119 | Other automotive R&M | 438 | 2 094 | 8 616 | 65 | 36 | 13 | 13 | 2 | 1 | — | — | — | — | |
| 811192 | Car washes | 318 | 1 243 | 5 522 | 42 | 23 | 8 | 8 | 2 | 1 | — | — | — | — | |
| 8112 | Electronic & precision equipment R&M | 356 | 3 542 | 16 095 | 37 | 21 | 9 | 4 | 2 | — | 1 | — | — | — | |
| 81121 | Electronic & precision equipment R&M | 356 | 3 542 | 16 095 | 37 | 21 | 9 | 4 | 2 | — | 1 | — | — | — | |
| 811212 | Computer & office machine R&M | 240 | 2 378 | 10 567 | 14 | 5 | 5 | 2 | 1 | — | 1 | — | — | — | |
| 8113 | Commercial equipment (exc auto & elec) R&M | 149 | 1 460 | 7 388 | 37 | 25 | 8 | 4 | — | — | — | — | — | — | |
| 81131 | Commercial equipment (exc auto & elec) R&M | 149 | 1 460 | 7 388 | 37 | 25 | 8 | 4 | — | — | — | — | — | — | |
| 811310 | Commercial equipment (exc auto & elec) R&M | 149 | 1 460 | 7 388 | 37 | 25 | 8 | 4 | — | — | — | — | — | — | |
| 8114 | Personal & household goods R&M | 185 | 1 167 | 4 952 | 59 | 44 | 11 | 4 | — | — | — | — | — | — | |
| 812 | Personal & laundry services | 4 289 | 19 149 | 83 132 | 745 | 511 | 141 | 64 | 24 | 1 | 3 | 1 | — | — | |
| 8121 | Personal care services | 2 056 | 6 862 | 29 393 | 404 | 259 | 84 | 49 | 12 | — | — | — | — | — | |
| 81211 | Hair, nail & skin care services | 1 824 | 5 844 | 25 208 | 365 | 234 | 75 | 46 | 10 | — | — | — | — | — | |
| 812112 | Beauty salons | 1 618 | 5 184 | 22 228 | 284 | 165 | 66 | 43 | 10 | — | — | — | — | — | |
| 812113 | Nail salons | 150 | 407 | 1 880 | 58 | 48 | 8 | 2 | — | — | — | — | — | — | |
| 81219 | Other personal care services | 232 | 1 018 | 4 185 | 39 | 25 | 9 | 3 | 2 | — | — | — | — | — | |
| 812199 | Other personal care services | 181 | 637 | 2 598 | 32 | 22 | 6 | 2 | 2 | — | — | — | — | — | |
| 8122 | Death care services | 707 | 5 101 | 24 671 | 50 | 27 | 13 | 6 | 3 | — | — | 1 | — | — | |
| 81221 | Funeral homes | 591 | 4 212 | 21 145 | 36 | 21 | 10 | 3 | 1 | — | — | 1 | — | — | |
| 812210 | Funeral homes | 591 | 4 212 | 21 145 | 36 | 21 | 10 | 3 | 1 | — | — | 1 | — | — | |
| 81222 | Cemeteries & crematories | 116 | 889 | 3 526 | 14 | 6 | 3 | 3 | 2 | — | — | — | — | — | |
| 812220 | Cemeteries & crematories | 116 | 889 | 3 526 | 14 | 6 | 3 | 3 | 2 | — | — | — | — | — | |
| 8123 | Drycleaning & laundry services | 1 008 | 4 318 | 17 156 | 173 | 137 | 22 | 7 | 4 | — | 3 | — | — | — | |
| 81231 | Coin-operated laundries & drycleaners | 153 | 422 | 1 889 | 52 | 43 | 6 | 2 | 1 | — | — | — | — | — | |
| 812310 | Coin-operated laundries & drycleaners | 153 | 422 | 1 889 | 52 | 43 | 6 | 2 | 1 | — | — | — | — | — | |
| 81232 | Drycleaning & laundry services (exc coin-op) | 525 | 2 369 | 9 339 | 114 | 91 | 15 | 5 | 2 | — | 1 | — | — | — | |
| 812320 | Drycleaning & laundry services (exc coin-op) | 525 | 2 369 | 9 339 | 114 | 91 | 15 | 5 | 2 | — | 1 | — | — | — | |
| 81233 | Linen & uniform supply | 330 | 1 527 | 5 928 | 7 | 3 | 1 | — | 1 | — | 2 | — | — | — | |
| 8129 | Other personal services | 518 | 2 868 | 11 912 | 118 | 88 | 22 | 2 | 5 | 1 | — | — | — | — | |
| 81291 | Pet care (except veterinary) services | 146 | 943 | 3 221 | 34 | 26 | 6 | — | 2 | — | — | — | — | — | |
| 812910 | Pet care (except veterinary) services | 146 | 943 | 3 221 | 34 | 26 | 6 | — | 2 | — | — | — | — | — | |
| 81299 | All other personal services | 240 | 1 193 | 5 923 | 55 | 42 | 9 | 2 | 1 | 1 | — | — | — | — | |
| 812990 | All other personal services | 240 | 1 193 | 5 923 | 55 | 42 | 9 | 2 | 1 | 1 | — | — | — | — | |
| 813 | Religious, grantmaking, civic, prof & like organizations | 3 733 | 17 234 | 70 805 | 450 | 267 | 84 | 60 | 29 | 7 | 3 | — | — | — | |
| 8131 | Religious organizations | 2 616 | 10 912 | 43 545 | 249 | 136 | 53 | 29 | 22 | 6 | 3 | — | — | — | |
| 81311 | Religious organizations | 2 616 | 10 912 | 43 545 | 249 | 136 | 53 | 29 | 22 | 6 | 3 | — | — | — | |
| 813110 | Religious organizations | 2 616 | 10 912 | 43 545 | 249 | 136 | 53 | 29 | 22 | 6 | 3 | — | — | — | |
| 8132 | Grantmaking & giving services | 170 | 1 217 | 5 001 | 19 | 12 | 1 | 4 | 1 | 1 | — | — | — | — | |
| 81321 | Grantmaking & giving services | 170 | 1 217 | 5 001 | 19 | 12 | 1 | 4 | 1 | 1 | — | — | — | — | |
| 813212 | Voluntary health organizations | 110 | 705 | 3 003 | 5 | 1 | 1 | 1 | 1 | 1 | — | — | — | — | |
| 8133 | Social advocacy organizations | 154 | 836 | 3 659 | 15 | 7 | 3 | 3 | 2 | — | — | — | — | — | |
| 81331 | Social advocacy organizations | 154 | 836 | 3 659 | 15 | 7 | 3 | 3 | 2 | — | — | — | — | — | |
| 813312 | Environment & wildlife organizations | 135 | 710 | 3 140 | 11 | 4 | 3 | 2 | 2 | — | — | — | — | — | |
| 8134 | Civic & social organizations | 145 | 615 | 3 004 | 23 | 12 | 4 | 6 | 1 | — | — | — | — | — | |
| 81341 | Civic & social organizations | 145 | 615 | 3 004 | 23 | 12 | 4 | 6 | 1 | — | — | — | — | — | |
| 813410 | Civic & social organizations | 145 | 615 | 3 004 | 23 | 12 | 4 | 6 | 1 | — | — | — | — | — | |
| 8139 | Business, labor, political, like organizations | 648 | 3 654 | 15 596 | 144 | 100 | 23 | 18 | 3 | — | — | — | — | — | |
| 81393 | Labor unions & similar labor organizations | 208 | 1 200 | 5 130 | 39 | 25 | 8 | 5 | 1 | — | — | — | — | — | |
| 813930 | Labor unions & similar labor organizations | 208 | 1 200 | 5 130 | 39 | 25 | 8 | 5 | 1 | — | — | — | — | — | |
| 81399 | Oth similar organizations (exc business, prof, labor, pol) | 307 | 1 540 | 6 791 | 63 | 43 | 9 | 9 | 2 | — | — | — | — | — | |
| 813990 | Oth similar organizations (exc business, prof, labor, pol) | 307 | 1 540 | 6 791 | 63 | 43 | 9 | 9 | 2 | — | — | — | — | — | |
| 95 | Auxiliaries (exc corporate, subsidiary & regional mgt) | 4 630 | 102 547 | 407 180 | 28 | 5 | 3 | 5 | 5 | 3 | 2 | 2 | 2 | 1 | |
| 99 | Unclassified establishments | (E) | (D) | (D) | 205 | 191 | 12 | 2 | — | — | — | — | — | — | |
| MORRIS | | | | | | | | | | | | | | | |
| | Total | 310 950 | 4 949 800 | 18 375 633 | 17 575 | 9 996 | 3 176 | 1 978 | 1 398 | 507 | 356 | 106 | 31 | 27 | |
| 11 | Forestry, fishing, hunting, and agriculture support | (B) | (D) | (D) | 15 | 14 | 1 | — | — | — | — | — | — | — | |
| 21 | Mining | (F) | (D) | (D) | 7 | 3 | — | 1 | 1 | — | — | 1 | 1 | — | |
| 212 | Mining (except oil & gas) | (F) | (D) | (D) | 4 | 1 | — | — | 1 | — | — | 1 | 1 | — | |
| 2123 | Nonmetallic mineral mining & quarrying | (F) | (D) | (D) | 4 | 1 | — | — | 1 | — | — | 1 | 1 | — | |
| 21231 | Stone mining & quarrying | (E) | (D) | (D) | 3 | 1 | — | — | 1 | — | — | — | — | — | |
| 21239 | Other nonmetallic mineral mining & quarrying | (F) | (D) | (D) | 1 | — | — | — | — | — | — | — | 1 | — | |
| 22 | Utilities | 881 | 18 568 | 76 596 | 27 | 10 | 2 | 2 | 8 | 3 | 2 | — | — | — | |
| 221 | Utilities | 881 | 18 568 | 76 596 | 27 | 10 | 2 | 2 | 8 | 3 | 2 | — | — | — | |
| 2211 | Elec pwr generation, transmsn & distribution | (F) | (D) | (D) | 21 | 7 | — | 2 | 8 | 2 | 2 | — | — | — | |
| 22112 | Electric pwr transmsn, control & distribution | (F) | (D) | (D) | 19 | 6 | — | 1 | 8 | 2 | 2 | — | — | — | |

See footnotes at end of table.

Table 6. Counties—Employees, Payroll, and Establishments by Industry: 2001—Con.

[Excludes most government employees, railroad employees, and self-employed persons. Size class 1 to 4 includes establishments with payroll, but no employees, during mid-March pay period. (D) denotes figures withheld to avoid disclosing data for individual companies; the data are included in broader industry totals. Detailed industries with 100 or more employees are shown if industry was not a (D). For explanation of terms, abbreviations, and data reliability/comparability, see introductory text]

| NAICS code | Industry | Number of employees for week including March 12 | Payroll (\$1,000) | | Total number of establishments | Number of establishments by employment-size class | | | | | | | | | |
|--------------------|--|---|-------------------|------------------|--------------------------------|---|------------|------------|-----------|-----------|------------|------------|------------|---------------|--|
| | | | First quarter | Annual | | 1 to 4 | 5 to 9 | 10 to 19 | 20 to 49 | 50 to 99 | 100 to 249 | 250 to 499 | 500 to 999 | 1,000 or more | |
| MORRIS—Con. | | | | | | | | | | | | | | | |
| 23 | Construction | 12 161 | 136 111 | 644 906 | 1 831 | 1 307 | 267 | 152 | 70 | 20 | 10 | 4 | 1 | — | |
| 233 | Building, developing & general contracting | 3 435 | 41 644 | 172 277 | 492 | 351 | 88 | 34 | 13 | 3 | — | 2 | 1 | — | |
| 2332 | Residential building construction | 1 233 | 9 595 | 46 021 | 369 | 283 | 64 | 17 | 5 | — | — | — | — | — | |
| 23321 | Single-family housing construction | 1 157 | 9 018 | 43 044 | 353 | 272 | 62 | 15 | 4 | — | — | — | — | — | |
| 233210 | Single-family housing construction | 1 157 | 9 018 | 43 044 | 353 | 272 | 62 | 15 | 4 | — | — | — | — | — | |
| 2333 | Nonresidential building construction | 2 121 | 31 006 | 120 516 | 95 | 48 | 17 | 16 | 8 | 3 | — | 2 | 1 | — | |
| 23332 | Commercial & institutional bldg construction | 2 083 | 30 717 | 118 590 | 85 | 40 | 17 | 14 | 8 | 3 | — | 2 | 1 | — | |
| 233320 | Commercial & institutional bldg construction | 2 083 | 30 717 | 118 590 | 85 | 40 | 17 | 14 | 8 | 3 | — | 2 | 1 | — | |
| 234 | Heavy construction | 932 | 11 065 | 60 056 | 82 | 55 | 12 | 8 | 2 | 2 | 2 | 1 | — | — | |
| 2341 | Highway, street, bridge & tunnel construction | 116 | 1 072 | 9 383 | 27 | 19 | 5 | 2 | 1 | — | — | — | — | — | |
| 23411 | Highway & street construction | (C) | (D) | (D) | 26 | 18 | 5 | 2 | 1 | — | — | — | — | — | |
| 2349 | Other heavy construction | 816 | 9 993 | 50 673 | 55 | 36 | 7 | 6 | 1 | 2 | 2 | 1 | — | — | |
| 23491 | Water, sewer & pipeline construction | 523 | 6 164 | 32 702 | 19 | 9 | 3 | 3 | 1 | 1 | 1 | 1 | — | — | |
| 234910 | Water, sewer & pipeline construction | 523 | 6 164 | 32 702 | 19 | 9 | 3 | 3 | 1 | 1 | 1 | 1 | — | — | |
| 23499 | All other heavy construction | 266 | 3 513 | 15 799 | 30 | 23 | 3 | 2 | — | 1 | 1 | — | — | — | |
| 234990 | All other heavy construction | 266 | 3 513 | 15 799 | 30 | 23 | 3 | 2 | — | 1 | 1 | — | — | — | |
| 235 | Special trade contractors | 7 794 | 83 402 | 412 573 | 1 257 | 901 | 167 | 110 | 55 | 15 | 8 | 1 | — | — | |
| 2351 | Plumbing, heating & AC contractor | 2 157 | 27 538 | 128 593 | 266 | 167 | 44 | 33 | 15 | 5 | 1 | 1 | — | — | |
| 23511 | Plumbing, heating & AC contractor | 2 157 | 27 538 | 128 593 | 266 | 167 | 44 | 33 | 15 | 5 | 1 | 1 | — | — | |
| 235110 | Plumbing, heating & AC contractor | 2 157 | 27 538 | 128 593 | 266 | 167 | 44 | 33 | 15 | 5 | 1 | 1 | — | — | |
| 2352 | Painting & wall covering contractors | 379 | 3 067 | 18 240 | 106 | 84 | 10 | 7 | 10 | 2 | — | — | — | — | |
| 23521 | Painting & wall covering contractors | 379 | 3 067 | 18 240 | 106 | 84 | 10 | 7 | 10 | 2 | — | — | — | — | |
| 235210 | Painting & wall covering contractors | 379 | 3 067 | 18 240 | 106 | 84 | 10 | 7 | 10 | 2 | — | — | — | — | |
| 2353 | Electrical contractors | 1 974 | 22 411 | 110 160 | 241 | 162 | 35 | 26 | 9 | 6 | 3 | — | — | — | |
| 23531 | Electrical contractors | 1 974 | 22 411 | 110 160 | 241 | 162 | 35 | 26 | 9 | 6 | 3 | — | — | — | |
| 235310 | Electrical contractors | 1 974 | 22 411 | 110 160 | 241 | 162 | 35 | 26 | 9 | 6 | 3 | — | — | — | |
| 2354 | Masonry, drywall, insulation, tile contractors | 613 | 5 221 | 26 654 | 131 | 104 | 11 | 7 | 7 | 2 | — | — | — | — | |
| 23541 | Masonry & stone contractors | 215 | 1 490 | 8 519 | 77 | 67 | 6 | 2 | 2 | — | — | — | — | — | |
| 235410 | Masonry & stone contractors | 215 | 1 490 | 8 519 | 77 | 67 | 6 | 2 | 2 | — | — | — | — | — | |
| 23542 | Drywall, acoustical & insulation contractors | 327 | 3 187 | 15 268 | 36 | 24 | 1 | 5 | 4 | 2 | — | — | — | — | |
| 235420 | Drywall, acoustical & insulation contractors | 327 | 3 187 | 15 268 | 36 | 24 | 1 | 5 | 4 | 2 | — | — | — | — | |
| 2355 | Carpentry & floor contractors | (F) | (D) | (D) | 166 | 136 | 18 | 6 | 6 | — | — | — | — | — | |
| 23551 | Carpentry contractors | 439 | 3 208 | 13 640 | 134 | 111 | 15 | 4 | 4 | — | — | — | — | — | |
| 235510 | Carpentry contractors | 439 | 3 208 | 13 640 | 134 | 111 | 15 | 4 | 4 | — | — | — | — | — | |
| 23552 | Floor laying & other floor contractors | (C) | (D) | (D) | 32 | 25 | 3 | 2 | 2 | — | — | — | — | — | |
| 2356 | Roofing, siding, & sheet metal contractors | 379 | 2 415 | 15 855 | 82 | 59 | 11 | 9 | 3 | — | — | — | — | — | |
| 23561 | Roofing, siding, & sheet metal contractors | 379 | 2 415 | 15 855 | 82 | 59 | 11 | 9 | 3 | — | — | — | — | — | |
| 235610 | Roofing, siding, & sheet metal contractors | 379 | 2 415 | 15 855 | 82 | 59 | 11 | 9 | 3 | — | — | — | — | — | |
| 2357 | Concrete contractors | 355 | 3 455 | 18 318 | 36 | 22 | 6 | 3 | 4 | — | — | — | — | — | |
| 23571 | Concrete contractors | 355 | 3 455 | 18 318 | 36 | 22 | 6 | 3 | 4 | — | — | — | — | — | |
| 235710 | Concrete contractors | 355 | 3 455 | 18 318 | 36 | 22 | 6 | 3 | 4 | — | — | — | — | — | |
| 2359 | Other special trade contractors | 1 353 | 14 911 | 76 298 | 228 | 166 | 32 | 16 | 9 | 2 | 3 | — | — | — | |
| 23591 | Structural steel erection contractors | 138 | 1 642 | 6 348 | 14 | 7 | 3 | 1 | 3 | — | — | — | — | — | |
| 235910 | Structural steel erection contractors | 138 | 1 642 | 6 348 | 14 | 7 | 3 | 1 | 3 | — | — | — | — | — | |
| 23593 | Excavation contractors | 502 | 4 955 | 26 379 | 93 | 72 | 12 | 6 | 1 | — | 2 | — | — | — | |
| 235930 | Excavation contractors | 502 | 4 955 | 26 379 | 93 | 72 | 12 | 6 | 1 | — | 2 | — | — | — | |
| 23594 | Wrecking & demolition contractors | (C) | (D) | (D) | 5 | 2 | 2 | — | — | — | 1 | — | — | — | |
| 23595 | Bldg equip & oth mach installation contractor | 185 | 3 318 | 13 872 | 17 | 11 | 3 | — | 1 | 2 | — | — | — | — | |
| 235950 | Bldg equip & oth mach installation contractor | 185 | 3 318 | 13 872 | 17 | 11 | 3 | — | 1 | 2 | — | — | — | — | |
| 23599 | All other special trade contractors | 317 | 2 468 | 12 871 | 82 | 61 | 10 | 8 | 3 | — | — | — | — | — | |
| 235990 | All other special trade contractors | 317 | 2 468 | 12 871 | 82 | 61 | 10 | 8 | 3 | — | — | — | — | — | |
| 31-33 | Manufacturing | 31 024 | 478 267 | 1 957 701 | 705 | 267 | 128 | 100 | 96 | 53 | 43 | 13 | 3 | 2 | |
| 311 | Food mfg | 685 | 6 003 | 24 922 | 49 | 21 | 6 | 15 | 4 | 2 | 1 | — | — | — | |
| 3118 | Bakeries & tortilla mfg | 277 | 1 126 | 5 370 | 30 | 15 | 1 | 12 | 1 | 1 | — | — | — | — | |
| 31181 | Bread & bakery product mfg | (E) | (D) | (D) | 25 | 11 | 1 | 11 | 1 | 1 | — | — | — | — | |
| 311811 | Retail bakeries | 145 | 477 | 1 873 | 18 | 8 | — | 10 | — | — | — | — | — | — | |
| 3119 | Other food mfg | 285 | 4 274 | 16 496 | 5 | 1 | 1 | — | 1 | 1 | 1 | — | — | — | |
| 31193 | Flavoring syrup & concentrate mfg | (C) | (D) | (D) | 3 | 1 | — | — | 1 | — | 1 | — | — | — | |
| 312 | Beverage & tobacco product mfg | (E) | (D) | (D) | 2 | 1 | — | — | — | — | — | 1 | — | — | |
| 3121 | Beverage mfg | (E) | (D) | (D) | 2 | 1 | — | — | — | — | — | 1 | — | — | |
| 31211 | Soft drink & ice mfg | (E) | (D) | (D) | 2 | 1 | — | — | — | — | — | 1 | — | — | |
| 314 | Textile product mills | 158 | 1 145 | 4 776 | 8 | 2 | 3 | 1 | 1 | 1 | — | — | — | — | |
| 3149 | Other textile product mills | (C) | (D) | (D) | 3 | 1 | — | — | 1 | 1 | — | — | — | — | |
| 31499 | All other textile product mills | (C) | (D) | (D) | 2 | — | — | — | 1 | 1 | — | — | — | — | |
| 315 | Apparel manufacturing | 282 | 4 314 | 30 496 | 14 | 7 | 4 | 1 | 1 | — | 1 | — | — | — | |
| 3152 | Cut & sew apparel mfg | (C) | (D) | (D) | 10 | 6 | 2 | 1 | — | — | 1 | — | — | — | |
| 31523 | Women's, girls' cut & sew apparel mfg | (C) | (D) | (D) | 6 | 3 | 2 | — | — | — | 1 | — | — | — | |
| 322 | Paper mfg | 725 | 6 022 | 24 047 | 11 | 2 | — | 1 | 1 | 3 | 4 | — | — | — | |
| 3222 | Converted paper product mfg | 725 | 6 022 | 24 047 | 11 | 2 | — | 1 | 1 | 3 | 4 | — | — | — | |
| 32221 | Paperboard container mfg | 305 | 2 247 | 8 818 | 4 | 1 | — | — | — | 1 | 2 | — | — | — | |
| 32222 | Paper bag & coated & treated paper mfg | 273 | 2 848 | 11 275 | 3 | — | — | — | 1 | — | 2 | — | — | — | |
| 322222 | Coated & laminated paper mfg | 273 | 2 848 | 11 275 | 3 | — | — | — | 1 | — | 2 | — | — | — | |
| 32229 | Other converted paper product mfg | (C) | (D) | (D) | 2 | — | — | — | — | 2 | — | — | — | — | |
| 323 | Printing & related support activities | 2 325 | 26 218 | 102 382 | 103 | 35 | 28 | 14 | 15 | 5 | 4 | 2 | — | — | |
| 3231 | Printing & related support activities | 2 325 | 26 218 | 102 382 | 103 | 35 | 28 | 14 | 15 | 5 | 4 | 2 | — | — | |
| 32311 | Printing | 2 087 | 23 423 | 91 784 | 92 | 32 | 24 | 13 | 13 | 5 | 3 | 2 | — | — | |
| 323110 | Commercial lithographic printing | 1 195 | 15 165 | 59 556 | 46 | 16 | 10 | 7 | 7 | 4 | 1 | 1 | — | — | |
| 323114 | Quick printing | 195 | 1 484 | 6 335 | 20 | 9 | 5 | 3 | 2 | 1 | — | — | — | — | |
| 323117 | Book printing | 205 | 2 012 | 8 023 | 7 | — | 3 | 1 | 2 | — | 1 | — | — | — | |
| 323119 | Other commercial printing | 138 | 1 976 | 6 904 | 8 | 4 | 2 | 1 | — | — | — | — | — | — | |
| 32312 | Printing support activities | 238 | 2 795 | 10 598 | 11 | 3 | 4 | 1 | 2 | — | 1 | — | — | — | |
| 323122 | Prepress services | 231 | 2 769 | 10 488 | 8 | 1 | 3 | 1 | 2 | — | 1 | — | — | — | |

See footnotes at end of table.

Table 6. Counties—Employees, Payroll, and Establishments by Industry: 2001—Con.

[Excludes most government employees, railroad employees, and self-employed persons. Size class 1 to 4 includes establishments with payroll, but no employees, during mid-March pay period. (D) denotes figures withheld to avoid disclosing data for individual companies; the data are included in broader industry totals. Detailed industries with 100 or more employees are shown if industry was not a (D). For explanation of terms, abbreviations, and data reliability/comparability, see introductory text]

| NAICS code | Industry | Number of employees for week including March 12 | Payroll (\$1,000) | | Total number of establishments | Number of establishments by employment-size class | | | | | | | | |
|---------------------------------|--|---|-------------------|-----------|--------------------------------|---|--------|----------|----------|----------|------------|------------|------------|---------------|
| | | | First quarter | Annual | | 1 to 4 | 5 to 9 | 10 to 19 | 20 to 49 | 50 to 99 | 100 to 249 | 250 to 499 | 500 to 999 | 1,000 or more |
| MORRIS—Con. | | | | | | | | | | | | | | |
| 31-33 Manufacturing—Con. | | | | | | | | | | | | | | |
| 325 | Chemical mfg | 10 539 | 256 029 | 1 068 560 | 45 | 11 | 10 | 9 | 6 | 1 | 3 | 3 | 1 | 1 |
| 3254 | Pharmaceutical & medicine mfg | (I) | (D) | (D) | 10 | 3 | — | 1 | 2 | — | 1 | 2 | — | 1 |
| 32541 | Pharmaceutical & medicine mfg | (I) | (D) | (D) | 10 | 3 | — | 1 | 2 | — | 1 | 2 | — | 1 |
| 3255 | Paint, coating & adhesive mfg | (C) | (D) | (D) | 6 | — | 3 | 1 | 1 | 1 | — | — | — | — |
| 32551 | Paint & coating mfg | (C) | (D) | (D) | 3 | — | 1 | — | 1 | 1 | — | — | — | — |
| 3256 | Soap, cleaners & toilet preparation mfg | (G) | (D) | (D) | 12 | 1 | 3 | 3 | 1 | — | 2 | 1 | 1 | — |
| 32561 | Soap & cleaning compound mfg | (C) | (D) | (D) | 6 | 1 | 2 | 2 | — | — | 1 | — | — | — |
| 32562 | Toilet preparation mfg | 1 149 | 15 616 | 62 536 | 6 | — | 1 | 1 | 1 | — | 1 | 1 | 1 | — |
| 325620 | Toilet preparation mfg | 1 149 | 15 616 | 62 536 | 6 | — | 1 | 1 | 1 | — | 1 | 1 | 1 | — |
| 326 | Plastics & rubber products mfg | 1 759 | 14 065 | 56 071 | 34 | 7 | 3 | 5 | 6 | 8 | 4 | 1 | — | — |
| 3261 | Plastics product mfg | 1 723 | 13 736 | 54 751 | 31 | 6 | 2 | 5 | 5 | 8 | 4 | 1 | — | — |
| 32612 | Plastics pipe, pipe fitting, & unsupported profile shape mfg | 388 | 3 164 | 13 631 | 8 | 2 | 1 | — | 1 | 3 | 1 | — | — | — |
| 32619 | Other plastics product mfg | 1 163 | 8 329 | 30 555 | 19 | 4 | — | 5 | 3 | 3 | 3 | 1 | — | — |
| 326199 | All other plastics product mfg | 1 163 | 8 329 | 30 555 | 19 | 4 | — | 5 | 3 | 3 | 3 | 1 | — | — |
| 327 | Nonmetallic mineral product mfg | 693 | 6 326 | 29 710 | 29 | 9 | 3 | 3 | 9 | 4 | 1 | — | — | — |
| 3272 | Glass & glass product mfg | 310 | 2 681 | 12 269 | 10 | 4 | 1 | — | 2 | 2 | 1 | — | — | — |
| 32721 | Glass & glass product mfg | 310 | 2 681 | 12 269 | 10 | 4 | 1 | — | 2 | 2 | 1 | — | — | — |
| 3273 | Cement & concrete product mfg | (C) | (D) | (D) | 11 | 3 | 1 | 3 | 2 | 2 | — | — | — | — |
| 32732 | Ready-mix concrete mfg | 161 | 1 552 | 8 658 | 8 | 2 | 1 | 2 | 2 | 1 | — | — | — | — |
| 327320 | Ready-mix concrete mfg | 161 | 1 552 | 8 658 | 8 | 2 | 1 | 2 | 2 | 1 | — | — | — | — |
| 331 | Primary metal mfg | (G) | (D) | (D) | 5 | 2 | 1 | — | — | — | 1 | — | 1 | — |
| 3314 | Nonferrous (exc alum) production & processing | (C) | (D) | (D) | 1 | — | — | — | — | — | 1 | — | — | — |
| 33149 | Other nonferrous roll, draw, extruding, alloying | (C) | (D) | (D) | 1 | — | — | — | — | — | 1 | — | — | — |
| 3315 | Foundries | (F) | (D) | (D) | 2 | 1 | — | — | — | — | — | — | 1 | — |
| 33151 | Ferrous metal foundries | (F) | (D) | (D) | 2 | 1 | — | — | — | — | — | — | 1 | — |
| 332 | Fabricated metal product mfg | 4 291 | 42 259 | 173 433 | 128 | 61 | 20 | 16 | 13 | 9 | 7 | 1 | — | 1 |
| 3321 | Forging & stamping | 581 | 6 285 | 24 181 | 12 | 4 | 3 | — | 1 | 1 | 3 | — | — | — |
| 33211 | Forging & stamping | 581 | 6 285 | 24 181 | 12 | 4 | 3 | — | 1 | 1 | 3 | — | — | — |
| 3323 | Architectural & structural metals mfg | 824 | 6 997 | 27 520 | 18 | 9 | 1 | 1 | 3 | 2 | 1 | 1 | — | — |
| 33232 | Ornamental & architectural metal prod mfg | 796 | 6 861 | 26 749 | 13 | 5 | 1 | — | 3 | 2 | 1 | 1 | — | — |
| 3326 | Spring & wire product mfg | (C) | (D) | (D) | 2 | — | — | 1 | — | 1 | — | — | — | — |
| 33261 | Spring & wire product mfg | (C) | (D) | (D) | 2 | — | — | 1 | — | 1 | — | — | — | — |
| 3327 | Mach shops, turn prod, screw, nut, bolt mfg | 797 | 9 314 | 43 408 | 72 | 42 | 11 | 11 | 5 | 1 | 2 | — | — | — |
| 33271 | Machine shops | 496 | 5 321 | 29 868 | 52 | 37 | 6 | 4 | 3 | 1 | 1 | — | — | — |
| 332710 | Machine shops | 496 | 5 321 | 29 868 | 52 | 37 | 6 | 4 | 3 | 1 | 1 | — | — | — |
| 33272 | Turned product & screw, nut & bolt mfg | 301 | 3 993 | 13 540 | 20 | 5 | 5 | 7 | 2 | — | 1 | — | — | — |
| 3329 | Other fabricated metal product mfg | 1 864 | 17 392 | 68 053 | 18 | 3 | 5 | 2 | 3 | 3 | 1 | — | — | 1 |
| 33291 | Metal valve mfg | 1 702 | 15 193 | 59 608 | 9 | 1 | 2 | — | 2 | 2 | 1 | — | — | 1 |
| 33299 | All other fabricated metal product mfg | 162 | 2 199 | 8 445 | 9 | 2 | 3 | 2 | 1 | 1 | — | — | — | — |
| 333 | Machinery mfg | 1 538 | 21 046 | 69 587 | 66 | 23 | 13 | 12 | 10 | 4 | 3 | 1 | — | — |
| 3332 | Industrial machinery mfg | 274 | 3 317 | 13 396 | 8 | 2 | — | 1 | 3 | 2 | — | — | — | — |
| 33329 | Other industrial machinery mfg | (E) | (D) | (D) | 7 | 1 | — | 1 | 3 | 2 | — | — | — | — |
| 3333 | Commercial & service industry machinery mfg | 313 | 7 873 | 17 138 | 7 | 4 | — | 1 | 1 | — | — | 1 | — | — |
| 33331 | Commercial & service industry machinery mfg | 313 | 7 873 | 17 138 | 7 | 4 | — | 1 | 1 | — | — | 1 | — | — |
| 3334 | HVAC & commercial refrigeration equipment mfg | 388 | 3 693 | 14 748 | 6 | 2 | 1 | — | — | 1 | 2 | — | — | — |
| 33341 | HVAC & commercial refrigeration equipment mfg | 388 | 3 693 | 14 748 | 6 | 2 | 1 | — | — | 1 | 2 | — | — | — |
| 3335 | Metalworking machinery mfg | (E) | (D) | (D) | 27 | 9 | 7 | 6 | 4 | 1 | — | — | — | — |
| 33351 | Metalworking machinery mfg | (E) | (D) | (D) | 27 | 9 | 7 | 6 | 4 | 1 | — | — | — | — |
| 3339 | Other general purpose machinery mfg | 272 | 3 574 | 12 477 | 17 | 6 | 5 | 3 | 2 | — | 1 | — | — | — |
| 33399 | All other general purpose machinery mfg | 226 | 3 140 | 9 888 | 11 | 4 | 3 | 1 | 2 | — | 1 | — | — | — |
| 334 | Computer & electronic product mfg | 4 020 | 48 833 | 181 682 | 77 | 22 | 13 | 6 | 15 | 8 | 9 | 3 | 1 | — |
| 3342 | Communications equipment mfg | 1 378 | 18 037 | 61 911 | 12 | 2 | — | 1 | 2 | 1 | 4 | 2 | — | — |
| 33421 | Telephone apparatus mfg | (C) | (D) | (D) | 2 | 1 | — | — | — | — | 1 | — | — | — |
| 33422 | Radio, TV broadcast & wireless comm equip mfg | 823 | 12 096 | 38 711 | 7 | — | — | — | 2 | 1 | 3 | 1 | — | — |
| 334220 | Radio, TV broadcast & wireless comm equip mfg | 823 | 12 096 | 38 711 | 7 | — | — | — | 2 | 1 | 3 | 1 | — | — |
| 33429 | Other communications equipment mfg | (E) | (D) | (D) | 3 | 1 | — | — | 1 | — | — | 1 | — | — |
| 3344 | Semiconductor & oth electronic component mfg | 1 833 | 19 544 | 76 237 | 33 | 9 | 5 | 1 | 10 | 2 | 5 | — | 1 | — |
| 33441 | Semiconductor & oth electronic component mfg | 1 833 | 19 544 | 76 237 | 33 | 9 | 5 | 1 | 10 | 2 | 5 | — | 1 | — |
| 334417 | Electronic connector mfg | 105 | 1 490 | 4 814 | 6 | 2 | 1 | 1 | 2 | — | — | — | — | — |
| 334418 | Printed circuit assembly (electronic assembly) mfg | 175 | 1 504 | 5 550 | 3 | — | — | — | 2 | — | 1 | — | — | — |
| 334419 | Other electronic component mfg | 1 198 | 13 857 | 55 090 | 14 | 3 | 3 | — | 3 | 2 | 2 | — | 1 | — |
| 3345 | Nav, measuring, medical, control instruments mfg | 786 | 11 044 | 42 672 | 25 | 6 | 6 | 4 | 3 | 5 | — | 1 | — | — |
| 33451 | Nav, measuring, medical, control instruments mfg | 786 | 11 044 | 42 672 | 25 | 6 | 6 | 4 | 3 | 5 | — | 1 | — | — |
| 334510 | Electromedical apparatus mfg | 120 | 1 413 | 4 886 | 4 | — | 2 | — | 1 | 1 | — | — | — | — |
| 334515 | Electricity measuring, testing instrument mfg | 110 | 1 090 | 4 387 | 5 | 1 | 2 | — | 1 | 1 | — | — | — | — |
| 334516 | Analytical laboratory instrument mfg | 346 | 4 433 | 18 808 | 5 | 2 | — | 1 | — | 1 | — | 1 | — | — |

See footnotes at end of table.

Table 6. Counties—Employees, Payroll, and Establishments by Industry: 2001—Con.

[Excludes most government employees, railroad employees, and self-employed persons. Size class 1 to 4 includes establishments with payroll, but no employees, during mid-March pay period. (D) denotes figures withheld to avoid disclosing data for individual companies; the data are included in broader industry totals. Detailed industries with 100 or more employees are shown if industry was not a (D). For explanation of terms, abbreviations, and data reliability/comparability, see introductory text]

| NAICS code | Industry | Number of employees for week including March 12 | Payroll (\$1,000) | | Total number of establishments | Number of establishments by employment-size class | | | | | | | | | |
|---------------------------------|--|---|-------------------|------------------|--------------------------------|---|------------|------------|------------|-----------|------------|------------|------------|---------------|--|
| | | | First quarter | Annual | | 1 to 4 | 5 to 9 | 10 to 19 | 20 to 49 | 50 to 99 | 100 to 249 | 250 to 499 | 500 to 999 | 1,000 or more | |
| MORRIS—Con. | | | | | | | | | | | | | | | |
| 31-33 Manufacturing—Con. | | | | | | | | | | | | | | | |
| 335 | Electrical equip, appliance & component mfg | 472 | 4 907 | 19 727 | 21 | 7 | 2 | 4 | 4 | 4 | — | — | — | — | |
| 3353 | Electrical equipment mfg | 119 | 1 120 | 5 183 | 8 | 2 | 1 | 2 | 3 | — | — | — | — | | |
| 33531 | Electrical equipment mfg | 119 | 1 120 | 5 183 | 8 | 2 | 1 | 2 | 3 | — | — | — | — | | |
| 3359 | Other electrical equipment & component mfg | (C) | (D) | (D) | 10 | 4 | 1 | 2 | 1 | 2 | — | — | — | | |
| 33599 | All oth electrical equipment & component mfg | 161 | 1 777 | 7 134 | 6 | 3 | 1 | — | — | 2 | — | — | — | | |
| 336 | Transportation equipment mfg | 367 | 5 786 | 21 850 | 7 | 2 | — | 1 | 3 | — | 1 | — | — | | |
| 3364 | Aerospace product & parts mfg | (E) | (D) | (D) | 3 | 1 | — | — | 1 | — | 1 | — | — | | |
| 33641 | Aerospace product & parts mfg | (E) | (D) | (D) | 3 | 1 | — | — | 1 | — | 1 | — | — | | |
| 337 | Furniture & related product mfg | 532 | 4 087 | 13 829 | 32 | 20 | 5 | 3 | 1 | 1 | 2 | — | — | | |
| 3371 | HH & institutional furniture & kitchen cabinet mfg | (C) | (D) | (D) | 22 | 16 | 4 | 1 | — | 1 | — | — | — | | |
| 33711 | Wood kitchen cabinet & countertop mfg | 139 | 904 | 3 886 | 16 | 12 | 2 | 1 | — | 1 | — | — | — | | |
| 337110 | Wood kitchen cabinet & countertop mfg | 139 | 904 | 3 886 | 16 | 12 | 2 | 1 | — | 1 | — | — | — | | |
| 3379 | Other furniture related product mfg | (E) | (D) | (D) | 2 | — | — | — | — | — | 2 | — | — | | |
| 33792 | Blind & shade mfg | (E) | (D) | (D) | 2 | — | — | — | — | — | 2 | — | — | | |
| 339 | Miscellaneous mfg | 1 191 | 17 381 | 63 658 | 57 | 26 | 11 | 8 | 6 | 3 | 2 | 1 | — | | |
| 3391 | Medical equipment & supplies mfg | 815 | 13 867 | 49 588 | 23 | 9 | 5 | 3 | 2 | 1 | 2 | 1 | — | | |
| 33911 | Medical equipment & supplies mfg | 815 | 13 867 | 49 588 | 23 | 9 | 5 | 3 | 2 | 1 | 2 | 1 | — | | |
| 339116 | Dental laboratories | 114 | 1 155 | 5 008 | 11 | 4 | 3 | 3 | 1 | — | — | — | — | | |
| 3399 | Other miscellaneous mfg | 376 | 3 514 | 14 070 | 34 | 17 | 6 | 5 | 4 | 2 | — | — | — | | |
| 33991 | Jewelry & silverware mfg | 163 | 1 690 | 6 760 | 7 | 2 | — | 3 | — | 2 | — | — | — | | |
| 42 | Wholesale trade | 27 831 | 389 912 | 1 605 241 | 1 332 | 717 | 247 | 149 | 127 | 44 | 28 | 14 | 4 | 2 | |
| 421 | Wholesale trade, durable goods | 14 691 | 232 609 | 916 352 | 877 | 452 | 175 | 101 | 96 | 27 | 16 | 8 | 2 | — | |
| 4211 | Motor vehicle, motor vehicle pt & supply whsle | 638 | 10 540 | 39 523 | 50 | 28 | 9 | 5 | 4 | 2 | 2 | — | — | | |
| 42111 | Automobile & other motor vehicle whsle | 412 | 8 698 | 31 285 | 11 | 4 | — | 1 | 3 | 1 | 2 | — | — | | |
| 421110 | Automobile & other motor vehicle whsle | 412 | 8 698 | 31 285 | 11 | 4 | — | 1 | 3 | 1 | 2 | — | — | | |
| 42112 | Motor vehicle supplies & new parts whsle | 157 | 1 322 | 6 039 | 27 | 17 | 6 | 3 | — | 1 | — | — | — | | |
| 421120 | Motor vehicle supplies & new parts whsle | 157 | 1 322 | 6 039 | 27 | 17 | 6 | 3 | — | 1 | — | — | — | | |
| 4212 | Furniture & home furnishing whsle | 1 169 | 15 333 | 63 934 | 57 | 30 | 9 | 3 | 10 | 2 | 2 | 1 | — | | |
| 42121 | Furniture whsle | 362 | 4 680 | 16 837 | 23 | 12 | 5 | — | 4 | 1 | 1 | — | — | | |
| 421210 | Furniture whsle | 362 | 4 680 | 16 837 | 23 | 12 | 5 | — | 4 | 1 | 1 | — | — | | |
| 42122 | Home furnishing whsle | 807 | 10 653 | 47 097 | 34 | 18 | 4 | 3 | 6 | 1 | 1 | 1 | — | | |
| 421220 | Home furnishing whsle | 807 | 10 653 | 47 097 | 34 | 18 | 4 | 3 | 6 | 1 | 1 | 1 | — | | |
| 4213 | Lumber & other construction materials whsle | 257 | 3 718 | 16 484 | 27 | 13 | 5 | 4 | 5 | — | — | — | — | | |
| 4214 | Professional & commercial equip & supp whsle | 4 790 | 71 866 | 293 322 | 193 | 94 | 39 | 26 | 19 | 4 | 6 | 4 | 1 | | |
| 42141 | Photographic equipment & supplies whsle | 101 | 1 302 | 8 338 | 11 | 4 | 4 | 2 | 1 | — | — | — | — | | |
| 421410 | Photographic equipment & supplies whsle | 101 | 1 302 | 8 338 | 11 | 4 | 4 | 2 | 1 | — | — | — | — | | |
| 42142 | Office equipment whsle | 1 237 | 17 477 | 61 747 | 27 | 11 | 1 | 6 | 5 | — | 3 | 1 | — | | |
| 421420 | Office equipment whsle | 1 237 | 17 477 | 61 747 | 27 | 11 | 1 | 6 | 5 | — | 3 | 1 | — | | |
| 42143 | Computer & peripheral equip & software whsle | 1 228 | 20 941 | 82 970 | 76 | 33 | 21 | 9 | 9 | 3 | — | 1 | — | | |
| 421430 | Computer & peripheral equip & software whsle | 1 228 | 20 941 | 82 970 | 76 | 33 | 21 | 9 | 9 | 3 | — | 1 | — | | |
| 42145 | Medical, dental, hospital equip & supp whsle | 1 354 | 21 195 | 95 994 | 41 | 22 | 7 | 5 | 3 | — | 3 | — | 1 | | |
| 421450 | Medical, dental, hospital equip & supp whsle | 1 354 | 21 195 | 95 994 | 41 | 22 | 7 | 5 | 3 | — | 3 | — | 1 | | |
| 42146 | Ophthalmic goods whsle | 739 | 9 464 | 38 711 | 10 | 5 | 1 | — | 1 | 1 | — | 2 | — | | |
| 421460 | Ophthalmic goods whsle | 739 | 9 464 | 38 711 | 10 | 5 | 1 | — | 1 | 1 | — | 2 | — | | |
| 4215 | Metal & mineral (except petroleum) whsle | 203 | 5 459 | 14 891 | 32 | 22 | 4 | 3 | 3 | — | — | — | — | | |
| 42151 | Metal service centers & offices whsle | 203 | 5 459 | 14 891 | 32 | 22 | 4 | 3 | 3 | — | — | — | — | | |
| 421510 | Metal service centers & offices whsle | 203 | 5 459 | 14 891 | 32 | 22 | 4 | 3 | 3 | — | — | — | — | | |
| 4216 | Electrical goods whsle | 3 933 | 75 374 | 275 964 | 185 | 86 | 35 | 22 | 28 | 9 | 2 | 2 | 1 | | |
| 42161 | Elec equip, wiring supp, const material whsle | 696 | 11 124 | 43 031 | 44 | 16 | 8 | 8 | 9 | 3 | — | — | — | | |
| 421610 | Elec equip, wiring supp, const material whsle | 696 | 11 124 | 43 031 | 44 | 16 | 8 | 8 | 9 | 3 | — | — | — | | |
| 42162 | Electric appliance, TV, radio set whsle | 298 | 3 793 | 16 914 | 16 | 8 | 2 | 1 | 3 | 1 | 1 | — | — | | |
| 421620 | Electric appliance, TV, radio set whsle | 298 | 3 793 | 16 914 | 16 | 8 | 2 | 1 | 3 | 1 | 1 | — | — | | |
| 42169 | Other electronic parts & equipment whsle | 2 939 | 60 457 | 216 019 | 125 | 62 | 25 | 13 | 16 | 5 | 1 | 2 | 1 | | |
| 421690 | Other electronic parts & equipment whsle | 2 939 | 60 457 | 216 019 | 125 | 62 | 25 | 13 | 16 | 5 | 1 | 2 | 1 | | |
| 4217 | Hardware, plumb & heating equip & sup whsle | 835 | 10 079 | 42 862 | 46 | 18 | 14 | 3 | 6 | 3 | 2 | — | — | | |
| 42171 | Hardware whsle | 209 | 2 311 | 9 838 | 18 | 8 | 3 | 3 | 4 | — | — | — | — | | |
| 421710 | Hardware whsle | 209 | 2 311 | 9 838 | 18 | 8 | 3 | 3 | 4 | — | — | — | — | | |
| 42172 | Plumbing & heating equipment & supplies whsle | 154 | 1 503 | 6 138 | 9 | 1 | 7 | — | — | — | 1 | — | — | | |
| 421720 | Plumbing & heating equipment & supplies whsle | 154 | 1 503 | 6 138 | 9 | 1 | 7 | — | — | — | 1 | — | — | | |
| 42173 | Warm air heating & AC equip & supplies whsle | 374 | 5 055 | 22 200 | 14 | 6 | 3 | — | 2 | 2 | 1 | — | — | | |
| 421730 | Warm air heating & AC equip & supplies whsle | 374 | 5 055 | 22 200 | 14 | 6 | 3 | — | 2 | 2 | 1 | — | — | | |
| 4218 | Machinery, equipment & supplies whsle | 1 565 | 23 144 | 97 588 | 184 | 94 | 43 | 25 | 18 | 4 | — | — | — | | |
| 42183 | Industrial machinery & equipment whsle | 895 | 13 255 | 56 737 | 108 | 54 | 23 | 18 | 12 | 1 | — | — | — | | |
| 421830 | Industrial machinery & equipment whsle | 895 | 13 255 | 56 737 | 108 | 54 | 23 | 18 | 12 | 1 | — | — | — | | |
| 42184 | Industrial supplies whsle | 316 | 4 714 | 16 021 | 35 | 19 | 9 | 3 | 3 | 1 | — | — | — | | |
| 421840 | Industrial supplies whsle | 316 | 4 714 | 16 021 | 35 | 19 | 9 | 3 | 3 | 1 | — | — | — | | |
| 42185 | Service establishment equip & supplies whsle | 241 | 3 118 | 17 104 | 19 | 6 | 7 | 2 | 2 | 2 | — | — | — | | |
| 421850 | Service establishment equip & supplies whsle | 241 | 3 118 | 17 104 | 19 | 6 | 7 | 2 | 2 | 2 | — | — | — | | |

See footnotes at end of table.

Table 6. Counties—Employees, Payroll, and Establishments by Industry: 2001—Con.

[Excludes most government employees, railroad employees, and self-employed persons. Size class 1 to 4 includes establishments with payroll, but no employees, during mid-March pay period. (D) denotes figures withheld to avoid disclosing data for individual companies; the data are included in broader industry totals. Detailed industries with 100 or more employees are shown if industry was not a (D). For explanation of terms, abbreviations, and data reliability/comparability, see introductory text]

| NAICS code | Industry | Number of employees for week including March 12 | Payroll (\$1,000) | | Total number of establishments | Number of establishments by employment-size class | | | | | | | | |
|--------------------------------|--|---|-------------------|----------------|--------------------------------|---|------------|------------|------------|-----------|------------|------------|------------|---------------|
| | | | First quarter | Annual | | 1 to 4 | 5 to 9 | 10 to 19 | 20 to 49 | 50 to 99 | 100 to 249 | 250 to 499 | 500 to 999 | 1,000 or more |
| MORRIS—Con. | | | | | | | | | | | | | | |
| 42 Wholesale trade—Con. | | | | | | | | | | | | | | |
| 421 | Wholesale trade, durable goods—Con. | | | | | | | | | | | | | |
| 4219 | Miscellaneous durable goods whsle | 1 301 | 17 096 | 71 784 | 103 | 67 | 17 | 10 | 3 | 3 | 2 | 1 | — | — |
| 42191 | Sporting & recreational goods & supply whsle | 214 | 2 802 | 9 963 | 16 | 11 | 1 | 1 | 2 | — | 1 | — | — | — |
| 421910 | Sporting & recreational goods & supply whsle | 214 | 2 802 | 9 963 | 16 | 11 | 1 | 1 | 2 | — | 1 | — | — | — |
| 42192 | Toy & hobby goods & supplies whsle | 135 | 1 549 | 6 252 | 9 | 5 | 2 | — | 2 | — | — | — | — | — |
| 421920 | Toy & hobby goods & supplies whsle | 135 | 1 549 | 6 252 | 9 | 5 | 2 | — | 2 | — | — | — | — | — |
| 42193 | Recyclable material whsle | 123 | 992 | 4 054 | 24 | 15 | 6 | 3 | — | — | — | — | — | — |
| 421930 | Recyclable material whsle | 123 | 992 | 4 054 | 24 | 15 | 6 | 3 | — | — | — | — | — | — |
| 42194 | Jewelry, watch, precious stone & metal whsle | 638 | 7 866 | 35 151 | 19 | 11 | 4 | 1 | 1 | — | 1 | 1 | — | — |
| 421940 | Jewelry, watch, precious stone & metal whsle | 638 | 7 866 | 35 151 | 19 | 11 | 4 | 1 | 1 | — | 1 | 1 | — | — |
| 42199 | Other miscellaneous durable goods whsle | 191 | 3 887 | 16 364 | 35 | 25 | 4 | 5 | — | 1 | — | — | — | — |
| 421990 | Other miscellaneous durable goods whsle | 191 | 3 887 | 16 364 | 35 | 25 | 4 | 5 | — | 1 | — | — | — | — |
| 422 | Wholesale trade, nondurable goods | 13 140 | 157 303 | 688 889 | 455 | 265 | 72 | 48 | 31 | 17 | 12 | 6 | 2 | 2 |
| 4221 | Paper & paper product whsle | 4 006 | 20 426 | 91 780 | 71 | 40 | 11 | 12 | 4 | 1 | 1 | 1 | — | 1 |
| 42211 | Printing & writing paper whsle | 214 | 3 045 | 13 530 | 13 | 8 | 2 | 1 | 1 | — | 1 | — | — | — |
| 422110 | Printing & writing paper whsle | 214 | 3 045 | 13 530 | 13 | 8 | 2 | 1 | 1 | — | 1 | — | — | — |
| 42212 | Stationery & office supplies whsle | 3 543 | 13 762 | 58 633 | 30 | 16 | 4 | 5 | 3 | — | — | 1 | — | 1 |
| 422120 | Stationery & office supplies whsle | 3 543 | 13 762 | 58 633 | 30 | 16 | 4 | 5 | 3 | — | — | 1 | — | 1 |
| 42213 | Industrial & personal service paper whsle | 249 | 3 619 | 19 617 | 28 | 16 | 5 | 6 | — | 1 | — | — | — | — |
| 422130 | Industrial & personal service paper whsle | 249 | 3 619 | 19 617 | 28 | 16 | 5 | 6 | — | 1 | — | — | — | — |
| 4222 | Drugs & druggists' sundries whsle | 4 260 | 71 179 | 326 681 | 50 | 20 | 5 | 7 | 3 | 4 | 5 | 4 | 1 | 1 |
| 42221 | Drugs & druggists' sundries whsle | 4 260 | 71 179 | 326 681 | 50 | 20 | 5 | 7 | 3 | 4 | 5 | 4 | 1 | 1 |
| 422210 | Drugs & druggists' sundries whsle | 4 260 | 71 179 | 326 681 | 50 | 20 | 5 | 7 | 3 | 4 | 5 | 4 | 1 | 1 |
| 4223 | Apparel, piece goods & notions whsle | 312 | 3 097 | 13 629 | 44 | 33 | 5 | — | 5 | 1 | — | — | — | — |
| 42233 | Women's, children's, infants' clothing whsle | 200 | 1 874 | 8 361 | 14 | 8 | 2 | — | 3 | 1 | — | — | — | — |
| 422330 | Women's, children's, infants' clothing whsle | 200 | 1 874 | 8 361 | 14 | 8 | 2 | — | 3 | 1 | — | — | — | — |
| 4224 | Grocery & related product whsle | 2 196 | 32 369 | 142 704 | 101 | 56 | 14 | 16 | 7 | 4 | 3 | — | 1 | — |
| 42243 | Dairy product (exc dried or canned) whsle | (E) | (D) | (D) | 9 | 7 | — | — | 1 | — | 1 | — | — | — |
| 42245 | Confectionery whsle | 1 052 | 19 186 | 87 620 | 11 | 2 | 1 | 3 | 1 | 2 | 1 | — | 1 | — |
| 422450 | Confectionery whsle | 1 052 | 19 186 | 87 620 | 11 | 2 | 1 | 3 | 1 | 2 | 1 | — | 1 | — |
| 42249 | Other grocery & related products whsle | 686 | 8 625 | 36 478 | 44 | 23 | 8 | 6 | 4 | 2 | 1 | — | — | — |
| 422490 | Other grocery & related products whsle | 686 | 8 625 | 36 478 | 44 | 23 | 8 | 6 | 4 | 2 | 1 | — | — | — |
| 4225 | Farm product raw material whsle | 269 | 1 227 | 4 478 | 7 | 4 | 2 | — | — | — | 1 | — | — | — |
| 42259 | Other farm product raw material whsle | 266 | 1 211 | 4 367 | 4 | 1 | 2 | — | — | — | 1 | — | — | — |
| 422590 | Other farm product raw material whsle | 266 | 1 211 | 4 367 | 4 | 1 | 2 | — | — | — | 1 | — | — | — |
| 4226 | Chemical & allied products whsle | 971 | 15 822 | 57 383 | 75 | 47 | 13 | 8 | 3 | 3 | — | 1 | — | — |
| 42261 | Plastics materials & basic forms, shapes whsle | 203 | 2 414 | 9 229 | 24 | 16 | 4 | 2 | — | 2 | — | — | — | — |
| 422610 | Plastics materials & basic forms, shapes whsle | 203 | 2 414 | 9 229 | 24 | 16 | 4 | 2 | — | 2 | — | — | — | — |
| 42269 | Other chemical & allied products whsle | 768 | 13 408 | 48 154 | 51 | 31 | 9 | 6 | 3 | 1 | — | 1 | — | — |
| 422690 | Other chemical & allied products whsle | 768 | 13 408 | 48 154 | 51 | 31 | 9 | 6 | 3 | 1 | — | 1 | — | — |
| 4227 | Petroleum & petroleum products whsle | 208 | 3 221 | 11 758 | 16 | 5 | 6 | — | 4 | 1 | — | — | — | — |
| 42271 | Petroleum bulk stations & terminals | 134 | 2 228 | 7 281 | 7 | 1 | 3 | — | 2 | 1 | — | — | — | — |
| 422710 | Petroleum bulk stations & terminals | 134 | 2 228 | 7 281 | 7 | 1 | 3 | — | 2 | 1 | — | — | — | — |
| 4228 | Beer, wine, distilled alcoholic beverage whsle .. | 178 | 1 690 | 7 920 | 9 | 4 | 2 | 1 | — | 2 | — | — | — | — |
| 42281 | Beer & ale whsle | 161 | 1 495 | 6 852 | 4 | 1 | — | 1 | — | 2 | — | — | — | — |
| 422810 | Beer & ale whsle | 161 | 1 495 | 6 852 | 4 | 1 | — | 1 | — | 2 | — | — | — | — |
| 4229 | Miscellaneous nondurable goods whsle | 740 | 8 272 | 32 556 | 82 | 56 | 14 | 4 | 5 | 1 | 2 | — | — | — |
| 42293 | Flower, nursery stock, florists' supplies whsle .. | 126 | 1 016 | 4 741 | 6 | 2 | 1 | 1 | 1 | 1 | — | — | — | — |
| 422930 | Flower, nursery stock, florists' supplies whsle .. | 126 | 1 016 | 4 741 | 6 | 2 | 1 | 1 | 1 | 1 | — | — | — | — |
| 42295 | Paint, varnish & supplies whsle | (C) | (D) | (D) | 4 | 2 | 1 | — | — | — | 1 | — | — | — |
| 42299 | Other miscellaneous nondurable goods whsle | 330 | 4 555 | 16 544 | 56 | 42 | 8 | 3 | 2 | — | 1 | — | — | — |
| 422990 | Other miscellaneous nondurable goods whsle | 330 | 4 555 | 16 544 | 56 | 42 | 8 | 3 | 2 | — | 1 | — | — | — |
| 44-45 | Retail trade | 30 888 | 203 437 | 849 742 | 2 252 | 1 156 | 479 | 301 | 193 | 67 | 44 | 9 | 2 | 1 |
| 441 | Motor vehicle & parts dealers | 3 562 | 36 292 | 168 748 | 198 | 75 | 42 | 24 | 36 | 16 | 5 | — | — | — |
| 4411 | Automobile dealers | 2 757 | 30 763 | 145 390 | 85 | 27 | 3 | 6 | 28 | 16 | 5 | — | — | — |
| 44111 | New car dealers | 2 695 | 30 282 | 143 287 | 64 | 8 | 3 | 4 | 28 | 16 | 5 | — | — | — |
| 441110 | New car dealers | 2 695 | 30 282 | 143 287 | 64 | 8 | 3 | 4 | 28 | 16 | 5 | — | — | — |
| 4412 | Other motor vehicle dealers | 169 | 1 218 | 5 430 | 25 | 15 | 4 | 3 | 3 | — | — | — | — | — |
| 44122 | Motorcycle & boat & other MV dealers | (C) | (D) | (D) | 23 | 13 | 4 | 3 | 3 | — | — | — | — | — |
| 441221 | Motorcycle dealers | 101 | 726 | 3 639 | 11 | 6 | 1 | 1 | 3 | — | — | — | — | — |
| 4413 | Automotive parts, accessories & tire stores | 636 | 4 311 | 17 928 | 88 | 33 | 35 | 15 | 5 | — | — | — | — | — |
| 44131 | Automotive parts, accessories & tire stores | 507 | 3 093 | 12 819 | 64 | 24 | 23 | 12 | 5 | — | — | — | — | — |
| 441310 | Automotive parts, accessories & tire stores | 507 | 3 093 | 12 819 | 64 | 24 | 23 | 12 | 5 | — | — | — | — | — |
| 44132 | Tire dealers | 129 | 1 218 | 5 109 | 24 | 9 | 12 | 3 | — | — | — | — | — | — |
| 441320 | Tire dealers | 129 | 1 218 | 5 109 | 24 | 9 | 12 | 3 | — | — | — | — | — | — |
| 442 | Furniture & home furnishing stores | 1 518 | 10 592 | 46 229 | 175 | 93 | 44 | 20 | 13 | 4 | 1 | — | — | — |
| 4421 | Furniture stores | 478 | 4 128 | 17 880 | 77 | 48 | 17 | 6 | 6 | — | — | — | — | — |
| 44211 | Furniture stores | 478 | 4 128 | 17 880 | 77 | 48 | 17 | 6 | 6 | — | — | — | — | — |
| 442110 | Furniture stores | 478 | 4 128 | 17 880 | 77 | 48 | 17 | 6 | 6 | — | — | — | — | — |
| 4422 | Home furnishings stores | 1 040 | 6 464 | 28 349 | 98 | 45 | 27 | 14 | 7 | 4 | 1 | — | — | — |
| 44221 | Floor covering stores | 373 | 3 749 | 16 798 | 44 | 20 | 16 | 6 | 1 | — | 1 | — | — | — |
| 442210 | Floor covering stores | 373 | 3 749 | 16 798 | 44 | 20 | 16 | 6 | 1 | — | 1 | — | — | — |
| 44229 | Other home furnishings stores | 667 | 2 715 | 11 551 | 54 | 25 | 11 | 8 | 6 | 4 | — | — | — | — |
| 442299 | All other home furnishings stores | 621 | 2 417 | 10 338 | 47 | 23 | 8 | 6 | 6 | 4 | — | — | — | — |

See footnotes at end of table.

Table 6. Counties—Employees, Payroll, and Establishments by Industry: 2001—Con.

[Excludes most government employees, railroad employees, and self-employed persons. Size class 1 to 4 includes establishments with payroll, but no employees, during mid-March pay period. (D) denotes figures withheld to avoid disclosing data for individual companies; the data are included in broader industry totals. Detailed industries with 100 or more employees are shown if industry was not a (D). For explanation of terms, abbreviations, and data reliability/comparability, see introductory text]

| NAICS code | Industry | Number of employees for week including March 12 | Payroll (\$1,000) | | Total number of establishments | Number of establishments by employment-size class | | | | | | | | | | | | | | | | | | | | | |
|--------------------------------|--|---|-------------------|---------|--------------------------------|---|--------|----------|----------|----------|------------|------------|------------|---------------|---|---|---|--|--|--|--|--|--|--|--|--|--|
| | | | First quarter | Annual | | 1 to 4 | 5 to 9 | 10 to 19 | 20 to 49 | 50 to 99 | 100 to 249 | 250 to 499 | 500 to 999 | 1,000 or more | | | | | | | | | | | | | |
| MORRIS—Con. | | | | | | | | | | | | | | | | | | | | | | | | | | | |
| 44-45 Retail trade—Con. | | | | | | | | | | | | | | | | | | | | | | | | | | | |
| 443 | Electronics & appliance stores | 1 101 | 8 977 | 36 735 | 123 | 63 | 36 | 11 | 8 | 5 | — | — | — | — | — | — | — | | | | | | | | | | |
| 4431 | Electronics & appliance stores | 1 101 | 8 977 | 36 735 | 123 | 63 | 36 | 11 | 8 | 5 | — | — | — | — | — | — | — | | | | | | | | | | |
| 44311 | Appliance, TV & all other electronics stores | 586 | 4 218 | 16 446 | 68 | 35 | 24 | 3 | 3 | 3 | — | — | — | — | — | — | — | | | | | | | | | | |
| 443111 | Household appliance stores | 172 | 1 230 | 4 636 | 25 | 17 | 5 | — | 3 | — | — | — | — | — | — | — | — | | | | | | | | | | |
| 443112 | Radio, television & other electronics stores | 414 | 2 988 | 11 810 | 43 | 18 | 19 | 3 | — | 3 | — | — | — | — | — | — | — | | | | | | | | | | |
| 44312 | Computer & software stores | 451 | 4 433 | 18 800 | 43 | 22 | 10 | 4 | 5 | 2 | — | — | — | — | — | — | — | | | | | | | | | | |
| 443120 | Computer & software stores | 451 | 4 433 | 18 800 | 43 | 22 | 10 | 4 | 5 | 2 | — | — | — | — | — | — | — | | | | | | | | | | |
| 444 | Bldg material & garden equip & supp dealers | 2 333 | 17 142 | 79 051 | 184 | 87 | 47 | 32 | 14 | — | 1 | 3 | — | — | — | — | — | | | | | | | | | | |
| 4441 | Building material & supplies dealers | 2 057 | 15 836 | 69 551 | 145 | 68 | 35 | 26 | 12 | — | 1 | 3 | — | — | — | — | — | | | | | | | | | | |
| 44411 | Home centers | (G) | (D) | (D) | 8 | 2 | 1 | — | 1 | — | 1 | 3 | — | — | — | — | — | | | | | | | | | | |
| 44413 | Hardware stores | 138 | 759 | 3 159 | 28 | 16 | 10 | 1 | 1 | — | — | — | — | — | — | — | — | | | | | | | | | | |
| 444130 | Hardware stores | 138 | 759 | 3 159 | 28 | 16 | 10 | 1 | 1 | — | — | — | — | — | — | — | — | | | | | | | | | | |
| 44419 | Other building material dealers | 747 | 7 941 | 35 186 | 91 | 42 | 16 | 23 | 10 | — | — | — | — | — | — | — | — | | | | | | | | | | |
| 444190 | Other building material dealers | 747 | 7 941 | 35 186 | 91 | 42 | 16 | 23 | 10 | — | — | — | — | — | — | — | — | | | | | | | | | | |
| 4442 | Lawn & garden equip & supplies stores | 276 | 1 306 | 9 500 | 39 | 19 | 12 | 6 | 2 | — | — | — | — | — | — | — | — | | | | | | | | | | |
| 44422 | Nursery & garden centers | 232 | 1 049 | 7 889 | 30 | 13 | 11 | 4 | 2 | — | — | — | — | — | — | — | — | | | | | | | | | | |
| 444220 | Nursery & garden centers | 232 | 1 049 | 7 889 | 30 | 13 | 11 | 4 | 2 | — | — | — | — | — | — | — | — | | | | | | | | | | |
| 445 | Food & beverage stores | 6 303 | 34 829 | 150 225 | 340 | 203 | 46 | 41 | 14 | 12 | 22 | 2 | — | — | — | — | — | | | | | | | | | | |
| 4451 | Grocery stores | 5 487 | 31 409 | 135 682 | 182 | 105 | 15 | 16 | 10 | 12 | 22 | 2 | — | — | — | — | — | | | | | | | | | | |
| 44511 | Grocery (except convenience) stores | 5 160 | 30 176 | 130 656 | 123 | 66 | 7 | 7 | 7 | 12 | 22 | 2 | — | — | — | — | — | | | | | | | | | | |
| 445110 | Grocery (except convenience) stores | 5 160 | 30 176 | 130 656 | 123 | 66 | 7 | 7 | 7 | 12 | 22 | 2 | — | — | — | — | — | | | | | | | | | | |
| 44512 | Convenience stores | 327 | 1 233 | 5 026 | 59 | 39 | 8 | 9 | 3 | — | — | — | — | — | — | — | — | | | | | | | | | | |
| 445120 | Convenience stores | 327 | 1 233 | 5 026 | 59 | 39 | 8 | 9 | 3 | — | — | — | — | — | — | — | — | | | | | | | | | | |
| 4452 | Specialty food stores | 338 | 1 322 | 5 693 | 76 | 50 | 12 | 13 | 1 | — | — | — | — | — | — | — | — | | | | | | | | | | |
| 44529 | Other specialty food stores | 235 | 880 | 3 723 | 57 | 40 | 6 | 10 | 1 | — | — | — | — | — | — | — | — | | | | | | | | | | |
| 445299 | All other specialty food stores | 119 | 563 | 2 209 | 32 | 24 | 2 | 5 | 1 | — | — | — | — | — | — | — | — | | | | | | | | | | |
| 4453 | Beer, wine & liquor stores | 478 | 2 098 | 8 850 | 82 | 48 | 19 | 12 | 3 | — | — | — | — | — | — | — | — | | | | | | | | | | |
| 44531 | Beer, wine & liquor stores | 478 | 2 098 | 8 850 | 82 | 48 | 19 | 12 | 3 | — | — | — | — | — | — | — | — | | | | | | | | | | |
| 445310 | Beer, wine & liquor stores | 478 | 2 098 | 8 850 | 82 | 48 | 19 | 12 | 3 | — | — | — | — | — | — | — | — | | | | | | | | | | |
| 446 | Health & personal care stores | 1 824 | 9 303 | 40 504 | 170 | 77 | 28 | 31 | 30 | 4 | — | — | — | — | — | — | — | | | | | | | | | | |
| 4461 | Health & personal care stores | 1 824 | 9 303 | 40 504 | 170 | 77 | 28 | 31 | 30 | 4 | — | — | — | — | — | — | — | | | | | | | | | | |
| 44611 | Pharmacies & drug stores | 1 332 | 6 674 | 28 382 | 71 | 13 | 6 | 22 | 26 | 4 | — | — | — | — | — | — | — | | | | | | | | | | |
| 446110 | Pharmacies & drug stores | 1 332 | 6 674 | 28 382 | 71 | 13 | 6 | 22 | 26 | 4 | — | — | — | — | — | — | — | | | | | | | | | | |
| 44612 | Cosmetics, beauty supplies & perfume stores | 126 | 408 | 1 782 | 19 | 10 | 4 | 4 | 1 | — | — | — | — | — | — | — | — | | | | | | | | | | |
| 446120 | Cosmetics, beauty supplies & perfume stores | 126 | 408 | 1 782 | 19 | 10 | 4 | 4 | 1 | — | — | — | — | — | — | — | — | | | | | | | | | | |
| 44613 | Optical goods stores | 151 | 1 085 | 4 563 | 43 | 34 | 5 | 4 | — | — | — | — | — | — | — | — | — | | | | | | | | | | |
| 446130 | Optical goods stores | 151 | 1 085 | 4 563 | 43 | 34 | 5 | 4 | — | — | — | — | — | — | — | — | — | | | | | | | | | | |
| 44619 | Other health & personal care stores | 215 | 1 136 | 5 777 | 37 | 20 | 13 | 1 | 3 | — | — | — | — | — | — | — | — | | | | | | | | | | |
| 446191 | Food (health) supplement stores | 176 | 673 | 3 581 | 24 | 11 | 9 | 1 | 3 | — | — | — | — | — | — | — | — | | | | | | | | | | |
| 447 | Gasoline stations | 872 | 4 063 | 17 468 | 217 | 154 | 40 | 21 | 2 | — | — | — | — | — | — | — | — | | | | | | | | | | |
| 4471 | Gasoline stations | 872 | 4 063 | 17 468 | 217 | 154 | 40 | 21 | 2 | — | — | — | — | — | — | — | — | | | | | | | | | | |
| 44711 | Gasoline stations with convenience stores | 262 | 1 084 | 4 676 | 42 | 22 | 8 | 10 | 2 | — | — | — | — | — | — | — | — | | | | | | | | | | |
| 447110 | Gasoline stations with convenience stores | 262 | 1 084 | 4 676 | 42 | 22 | 8 | 10 | 2 | — | — | — | — | — | — | — | — | | | | | | | | | | |
| 44719 | Other gasoline stations | 610 | 2 979 | 12 792 | 175 | 132 | 32 | 11 | — | — | — | — | — | — | — | — | — | | | | | | | | | | |
| 447190 | Other gasoline stations | 610 | 2 979 | 12 792 | 175 | 132 | 32 | 11 | — | — | — | — | — | — | — | — | — | | | | | | | | | | |
| 448 | Clothing & clothing accessories stores | 3 256 | 13 436 | 57 261 | 295 | 125 | 87 | 46 | 28 | 8 | — | — | — | — | — | — | — | | | | | | | | | | |
| 4481 | Clothing stores | 2 565 | 9 651 | 39 857 | 172 | 59 | 45 | 33 | 27 | 7 | — | — | — | — | — | — | — | | | | | | | | | | |
| 44811 | Men's clothing stores | 203 | 1 120 | 3 741 | 24 | 7 | 9 | 6 | 2 | — | — | — | — | — | — | — | — | | | | | | | | | | |
| 448110 | Men's clothing stores | 203 | 1 120 | 3 741 | 24 | 7 | 9 | 6 | 2 | — | — | — | — | — | — | — | — | | | | | | | | | | |
| 44812 | Women's clothing stores | 713 | 2 225 | 9 376 | 72 | 24 | 22 | 16 | 9 | 1 | — | — | — | — | — | — | — | | | | | | | | | | |
| 448120 | Women's clothing stores | 713 | 2 225 | 9 376 | 72 | 24 | 22 | 16 | 9 | 1 | — | — | — | — | — | — | — | | | | | | | | | | |
| 44813 | Children's & infants' clothing stores | 180 | 490 | 2 326 | 17 | 7 | 3 | 3 | 4 | — | — | — | — | — | — | — | — | | | | | | | | | | |
| 448130 | Children's & infants' clothing stores | 180 | 490 | 2 326 | 17 | 7 | 3 | 3 | 4 | — | — | — | — | — | — | — | — | | | | | | | | | | |
| 44814 | Family clothing stores | 1 238 | 4 987 | 21 077 | 30 | 5 | 4 | 7 | 7 | 6 | — | — | — | — | — | — | — | | | | | | | | | | |
| 448140 | Family clothing stores | 1 238 | 4 987 | 21 077 | 30 | 5 | 4 | 7 | 7 | 6 | — | — | — | — | — | — | — | | | | | | | | | | |
| 44819 | Other clothing stores | 178 | 619 | 2 613 | 20 | 12 | 3 | 1 | 4 | — | — | — | — | — | — | — | — | | | | | | | | | | |
| 448190 | Other clothing stores | 178 | 619 | 2 613 | 20 | 12 | 3 | 1 | 4 | — | — | — | — | — | — | — | — | | | | | | | | | | |
| 4482 | Shoe stores | 281 | 1 061 | 4 596 | 54 | 26 | 23 | 5 | — | — | — | — | — | — | — | — | — | | | | | | | | | | |
| 44821 | Shoe stores | 281 | 1 061 | 4 596 | 54 | 26 | 23 | 5 | — | — | — | — | — | — | — | — | — | | | | | | | | | | |
| 448210 | Shoe stores | 281 | 1 061 | 4 596 | 54 | 26 | 23 | 5 | — | — | — | — | — | — | — | — | — | | | | | | | | | | |
| 4483 | Jewelry, luggage & leather goods stores | 410 | 2 724 | 12 808 | 69 | 40 | 19 | 8 | 1 | 1 | — | — | — | — | — | — | — | | | | | | | | | | |
| 44831 | Jewelry stores | 299 | 1 709 | 7 078 | 60 | 35 | 18 | 6 | 1 | — | — | — | — | — | — | — | — | | | | | | | | | | |
| 448310 | Jewelry stores | 299 | 1 709 | 7 078 | 60 | 35 | 18 | 6 | 1 | — | — | — | — | — | — | — | — | | | | | | | | | | |
| 44832 | Luggage & leather goods stores | 111 | 1 015 | 5 730 | 9 | 5 | 1 | 2 | — | 1 | — | — | — | — | — | — | — | | | | | | | | | | |
| 448320 | Luggage & leather goods stores | 111 | 1 015 | 5 730 | 9 | 5 | 1 | 2 | — | 1 | — | — | — | — | — | — | — | | | | | | | | | | |
| 451 | Sporting goods, hobby, book & music stores | 1 562 | 6 950 | 28 990 | 135 | 61 | 29 | 23 | 15 | 6 | 1 | — | — | — | — | — | — | | | | | | | | | | |
| 4511 | Sporting goods, hobby, musical instrument stores | 1 167 | 5 610 | 23 494 | 94 | 44 | 17 | 15 | 12 | 5 | 1 | — | — | — | — | — | — | | | | | | | | | | |
| 45111 | Sporting goods stores | 534 | 3 169 | 13 062 | 48 | 24 | 12 | 6 | 2 | 4 | — | — | — | — | — | — | — | | | | | | | | | | |
| 451110 | Sporting goods stores | 534 | 3 169 | 13 062 | 48 | 24 | 12 | 6 | 2 | 4 | — | — | — | — | — | — | — | | | | | | | | | | |
| 45112 | Hobby, toy & game stores | 514 | 1 760 | 7 818 | 33 | 13 | 4 | 8 | 6 | 1 | — | — | — | — | — | — | — | | | | | | | | | | |
| 451120 | Hobby, toy & game stores | 514 | 1 760 | 7 818 | 33 | 13 | 4 | 8 | 6 | 1 | — | — | — | — | — | — | — | | | | | | | | | | |
| 4512 | Book, periodical & music stores | 395 | 1 340 | 5 496 | 41 | 17 | 12 | 8 | 3 | 1 | — | — | — | — | — | — | — | | | | | | | | | | |
| 45121 | Book stores & news dealers | 284 | 999 | 4 051 | 27 | 12 | 7 | 5 | 2 | 1 | — | — | — | — | — | — | — | | | | | | | | | | |
| 451211 | Book stores | 168 | 499 | 2 049 | 18 | 5 | 6 | 5 | 2 | — | — | — | — | — | — | — | — | | | | | | | | | | |
| 451212 | News dealers & newsstands | 116 | 500 | 2 002 | 9 | 7 | 1 | — | — | 1 | — | — | — | — | — | — | — | | | | | | | | | | |
| 45122 | Prerecorded tape, CD & record stores | 111 | 341 | 1 44 | | | | | | | | | | | | | | | | | | | | | | | |

Table 6. Counties—Employees, Payroll, and Establishments by Industry: 2001—Con.

[Excludes most government employees, railroad employees, and self-employed persons. Size class 1 to 4 includes establishments with payroll, but no employees, during mid-March pay period. (D) denotes figures withheld to avoid disclosing data for individual companies; the data are included in broader industry totals. Detailed industries with 100 or more employees are shown if industry was not a (D). For explanation of terms, abbreviations, and data reliability/comparability, see introductory text]

| NAICS code | Industry | Number of employees for week including March 12 | Payroll (\$1,000) | | Total number of establishments | Number of establishments by employment-size class | | | | | | | | | | | | | | | | | | | | |
|---|--|---|-------------------|---------|--------------------------------|---|--------|----------|----------|----------|------------|------------|------------|---------------|---------------|----------------|------------|------------|-----------|-----------|-----------|-----------|-----------|----------|----------|----------|
| | | | First quarter | Annual | | 1 to 4 | 5 to 9 | 10 to 19 | 20 to 49 | 50 to 99 | 100 to 249 | 250 to 499 | 500 to 999 | 1,000 or more | | | | | | | | | | | | |
| MORRIS—Con. | | | | | | | | | | | | | | | | | | | | | | | | | | |
| 44-45 Retail trade—Con. | | | | | | | | | | | | | | | | | | | | | | | | | | |
| 452 | General merchandise stores | 3 240 | 14 187 | 60 021 | 43 | 10 | 4 | 6 | 5 | 3 | 11 | 4 | — | — | | | | | | | | | | | | |
| 4521 | Department stores | 2 410 | 9 972 | 40 562 | 16 | 2 | — | — | — | 3 | 7 | 4 | — | — | | | | | | | | | | | | |
| 45211 | Department stores | 2 410 | 9 972 | 40 562 | 16 | 2 | — | — | — | 3 | 7 | 4 | — | — | | | | | | | | | | | | |
| 452110 | Department stores | 2 410 | 9 972 | 40 562 | 16 | 2 | — | — | — | 3 | 7 | 4 | — | — | | | | | | | | | | | | |
| 4529 | Other general merchandise stores | 830 | 4 215 | 19 459 | 27 | 8 | 4 | 6 | 5 | — | 4 | — | — | — | | | | | | | | | | | | |
| 45291 | Warehouse clubs & superstores | (F) | (D) | (D) | 5 | — | — | 1 | — | — | 4 | — | — | — | | | | | | | | | | | | |
| 45299 | All other general merchandise stores | (C) | (D) | (D) | 22 | 8 | 4 | 5 | 5 | — | — | — | — | — | | | | | | | | | | | | |
| 453 | Miscellaneous store retailers | 1 659 | 6 631 | 29 325 | 251 | 144 | 56 | 29 | 21 | 1 | — | — | — | — | | | | | | | | | | | | |
| 4531 | Florists | 293 | 1 112 | 4 733 | 65 | 43 | 14 | 6 | 2 | — | — | — | — | — | | | | | | | | | | | | |
| 45311 | Florists | 293 | 1 112 | 4 733 | 65 | 43 | 14 | 6 | 2 | — | — | — | — | — | | | | | | | | | | | | |
| 453110 | Florists | 293 | 1 112 | 4 733 | 65 | 43 | 14 | 6 | 2 | — | — | — | — | — | | | | | | | | | | | | |
| 4532 | Office supplies, stationery & gift stores | 838 | 2 900 | 12 099 | 86 | 37 | 23 | 10 | 16 | — | — | — | — | — | | | | | | | | | | | | |
| 45321 | Office supplies & stationery stores | 278 | 1 171 | 4 797 | 18 | 7 | 1 | 2 | 8 | — | — | — | — | — | | | | | | | | | | | | |
| 453210 | Office supplies & stationery stores | 278 | 1 171 | 4 797 | 18 | 7 | 1 | 2 | 8 | — | — | — | — | — | | | | | | | | | | | | |
| 45322 | Gift, novelty & souvenir stores | 560 | 1 729 | 7 302 | 68 | 30 | 22 | 8 | 8 | — | — | — | — | — | | | | | | | | | | | | |
| 453220 | Gift, novelty & souvenir stores | 560 | 1 729 | 7 302 | 68 | 30 | 22 | 8 | 8 | — | — | — | — | — | | | | | | | | | | | | |
| 4539 | Other miscellaneous store retailers | 453 | 2 183 | 10 634 | 83 | 54 | 15 | 10 | 3 | 1 | — | — | — | — | | | | | | | | | | | | |
| 45391 | Pet & pet supplies stores | 190 | 819 | 3 533 | 30 | 17 | 9 | 2 | 1 | 1 | — | — | — | — | | | | | | | | | | | | |
| 453910 | Pet & pet supplies stores | 190 | 819 | 3 533 | 30 | 17 | 9 | 2 | 1 | 1 | — | — | — | — | | | | | | | | | | | | |
| 45399 | All other miscellaneous store retailers | 229 | 1 133 | 6 256 | 43 | 30 | 3 | 8 | 2 | — | — | — | — | — | | | | | | | | | | | | |
| 454 | Nonstore retailers | 3 658 | 41 035 | 135 185 | 121 | 64 | 20 | 17 | 7 | 8 | 3 | — | 1 | 1 | | | | | | | | | | | | |
| 4541 | Electronic shopping & mail-order houses | 2 594 | 30 206 | 95 724 | 35 | 23 | 3 | 2 | — | 5 | — | — | 1 | 1 | | | | | | | | | | | | |
| 45411 | Electronic shopping & mail-order houses | 2 594 | 30 206 | 95 724 | 35 | 23 | 3 | 2 | — | 5 | — | — | 1 | 1 | | | | | | | | | | | | |
| 454110 | Electronic shopping & mail-order houses | 2 594 | 30 206 | 95 724 | 35 | 23 | 3 | 2 | — | 5 | — | — | 1 | 1 | | | | | | | | | | | | |
| 4542 | Vending machine operators | 123 | 969 | 4 090 | 22 | 14 | 4 | 3 | 1 | — | — | — | — | — | | | | | | | | | | | | |
| 45421 | Vending machine operators | 123 | 969 | 4 090 | 22 | 14 | 4 | 3 | 1 | — | — | — | — | — | | | | | | | | | | | | |
| 454210 | Vending machine operators | 123 | 969 | 4 090 | 22 | 14 | 4 | 3 | 1 | — | — | — | — | — | | | | | | | | | | | | |
| 4543 | Direct selling establishments | 941 | 9 860 | 35 371 | 64 | 27 | 13 | 12 | 6 | 3 | 3 | — | — | — | | | | | | | | | | | | |
| 45431 | Fuel dealers | 572 | 6 152 | 22 758 | 28 | 9 | 3 | 9 | 3 | 2 | 2 | — | — | — | | | | | | | | | | | | |
| 454311 | Heating oil dealers | 438 | 4 752 | 16 852 | 21 | 8 | 2 | 6 | 2 | 1 | 2 | — | — | — | | | | | | | | | | | | |
| 454312 | Liquified petroleum gas (bottled gas) dealers | 134 | 1 400 | 5 906 | 7 | 1 | 1 | 3 | 1 | 1 | — | — | — | — | | | | | | | | | | | | |
| 45439 | Other direct selling establishments | 369 | 3 708 | 12 613 | 36 | 18 | 10 | 3 | 3 | 1 | 1 | — | — | — | | | | | | | | | | | | |
| 454390 | Other direct selling establishments | 369 | 3 708 | 12 613 | 36 | 18 | 10 | 3 | 3 | 1 | 1 | — | — | — | | | | | | | | | | | | |
| 48-49 Transportation & warehousing | | | | | | | | | | | | | | 9 966 | 88 753 | 372 466 | 394 | 203 | 59 | 49 | 38 | 30 | 13 | 1 | — | 1 |
| 483 | Water transportation | (C) | (D) | (D) | 5 | 4 | — | — | — | 1 | — | — | — | — | | | | | | | | | | | | |
| 4831 | Deep sea, coastal & Great Lakes water trans | (C) | (D) | (D) | 4 | 3 | — | — | — | 1 | — | — | — | — | | | | | | | | | | | | |
| 48311 | Deep sea, coastal & Great Lakes water trans | (C) | (D) | (D) | 4 | 3 | — | — | — | 1 | — | — | — | — | | | | | | | | | | | | |
| 484 | Truck transportation | 2 285 | 21 687 | 89 472 | 190 | 97 | 36 | 21 | 23 | 12 | 1 | — | — | — | | | | | | | | | | | | |
| 4841 | General freight trucking | 928 | 9 277 | 36 938 | 81 | 46 | 11 | 12 | 6 | 5 | 1 | — | — | — | | | | | | | | | | | | |
| 48411 | General freight trucking, local | 324 | 2 747 | 12 407 | 48 | 31 | 7 | 7 | 1 | 2 | — | — | — | — | | | | | | | | | | | | |
| 484110 | General freight trucking, local | 324 | 2 747 | 12 407 | 48 | 31 | 7 | 7 | 1 | 2 | — | — | — | — | | | | | | | | | | | | |
| 48412 | General freight trucking, long-distance | 604 | 6 530 | 24 531 | 33 | 15 | 4 | 5 | 5 | 3 | 1 | — | — | — | | | | | | | | | | | | |
| 484121 | General freight trucking, long-distance, TL | 370 | 4 428 | 16 251 | 23 | 10 | 4 | 4 | 2 | 3 | — | — | — | — | | | | | | | | | | | | |
| 484122 | General freight trucking, long-distance, LTL | 234 | 2 102 | 8 280 | 10 | 5 | — | 1 | 3 | — | 1 | — | — | — | | | | | | | | | | | | |
| 4842 | Specialized freight trucking | 1 357 | 12 410 | 52 534 | 109 | 51 | 25 | 9 | 17 | 7 | — | — | — | — | | | | | | | | | | | | |
| 48421 | Used household & office goods moving | 536 | 4 527 | 17 928 | 27 | 7 | 9 | 3 | 3 | 5 | — | — | — | — | | | | | | | | | | | | |
| 484210 | Used household & office goods moving | 536 | 4 527 | 17 928 | 27 | 7 | 9 | 3 | 3 | 5 | — | — | — | — | | | | | | | | | | | | |
| 48422 | Specialized freight (exc used) trucking, local | 502 | 4 658 | 22 310 | 59 | 36 | 12 | 4 | 5 | 2 | — | — | — | — | | | | | | | | | | | | |
| 484220 | Specialized freight (exc used) trucking, local | 502 | 4 658 | 22 310 | 59 | 36 | 12 | 4 | 5 | 2 | — | — | — | — | | | | | | | | | | | | |
| 48423 | Specialized freight (exc used) trucking, LDist | 319 | 3 225 | 12 296 | 23 | 8 | 4 | 2 | 9 | — | — | — | — | — | | | | | | | | | | | | |
| 484230 | Specialized freight (exc used) trucking, LDist | 319 | 3 225 | 12 296 | 23 | 8 | 4 | 2 | 9 | — | — | — | — | — | | | | | | | | | | | | |
| 485 | Transit & ground passenger transportation | 1 921 | 8 025 | 33 546 | 79 | 35 | 11 | 11 | 8 | 8 | 6 | — | — | — | | | | | | | | | | | | |
| 4852 | Interurban & rural bus transportation | (C) | (D) | (D) | 2 | — | — | — | 1 | — | 1 | — | — | — | | | | | | | | | | | | |
| 48521 | Interurban & rural bus transportation | (C) | (D) | (D) | 2 | — | — | — | 1 | — | 1 | — | — | — | | | | | | | | | | | | |
| 4853 | Taxi & limousine service | 382 | 1 638 | 6 726 | 46 | 27 | 10 | 4 | 3 | 2 | — | — | — | — | | | | | | | | | | | | |
| 48532 | Limousine service | 370 | 1 573 | 6 436 | 40 | 22 | 9 | 4 | 3 | 2 | — | — | — | — | | | | | | | | | | | | |
| 485320 | Limousine service | 370 | 1 573 | 6 436 | 40 | 22 | 9 | 4 | 3 | 2 | — | — | — | — | | | | | | | | | | | | |
| 4854 | School & employee bus transportation | 1 042 | 3 535 | 15 165 | 15 | 2 | 1 | 1 | 2 | 5 | 4 | — | — | — | | | | | | | | | | | | |
| 48541 | School & employee bus transportation | 1 042 | 3 535 | 15 165 | 15 | 2 | 1 | 1 | 2 | 5 | 4 | — | — | — | | | | | | | | | | | | |
| 485410 | School & employee bus transportation | 1 042 | 3 535 | 15 165 | 15 | 2 | 1 | 1 | 2 | 5 | 4 | — | — | — | | | | | | | | | | | | |
| 4859 | Oth transit & ground passenger transportation | 274 | 985 | 3 620 | 9 | 3 | — | 3 | 1 | 1 | 1 | — | — | — | | | | | | | | | | | | |
| 48599 | Oth transit & ground passenger transportation | 274 | 985 | 3 620 | 9 | 3 | — | 3 | 1 | 1 | 1 | — | — | — | | | | | | | | | | | | |
| 485991 | Special needs transportation | 158 | 577 | 2 191 | 4 | 1 | — | 1 | — | 1 | — | — | — | — | | | | | | | | | | | | |
| 485999 | All other transit & ground passenger trans | 116 | 408 | 1 429 | 5 | 2 | — | 2 | — | 1 | — | — | — | — | | | | | | | | | | | | |
| 488 | Transportation support activities | 1 372 | 21 003 | 94 256 | 66 | 37 | 7 | 12 | 2 | 5 | 2 | 1 | — | — | | | | | | | | | | | | |
| 4881 | Air transportation support activities | 127 | 1 133 | 4 153 | 6 | — | 1 | 4 | — | 1 | — | — | — | — | | | | | | | | | | | | |
| 4884 | Road transportation support activities | (C) | (D) | (D) | 15 | 10 | — | 4 | 1 | — | — | — | — | — | | | | | | | | | | | | |
| 48841 | Motor vehicle towing | 103 | 544 | 2 401 | 13 | 8 | — | 4 | 1 | — | — | — | — | — | | | | | | | | | | | | |
| 488410 | Motor vehicle towing | 103 | 544 | 2 401 | 13 | 8 | — | 4 | 1 | — | — | — | — | — | | | | | | | | | | | | |
| 4885 | Freight transportation arrangement | 1 049 | 18 359 | 83 629 | 38 | 22 | 5 | 4 | 1 | 3 | 2 | 1 | — | — | | | | | | | | | | | | |
| 48851 | Freight transportation arrangement | 1 049 | 18 359 | 83 629 | 38 | 22 | 5 | 4 | 1 | 3 | 2 | 1 | — | — | | | | | | | | | | | | |
| 488510 | Freight transportation arrangement | 1 049 | 18 359 | 83 629 | 38 | 22 | 5 | 4 | 1 | 3 | 2 | 1 | — | — | | | | | | | | | | | | |

See footnotes at end of table.

Table 6. Counties—Employees, Payroll, and Establishments by Industry: 2001—Con.

[Excludes most government employees, railroad employees, and self-employed persons. Size class 1 to 4 includes establishments with payroll, but no employees, during mid-March pay period. (D) denotes figures withheld to avoid disclosing data for individual companies; the data are included in broader industry totals. Detailed industries with 100 or more employees are shown if industry was not a (D). For explanation of terms, abbreviations, and data reliability/comparability, see introductory text]

| NAICS code | Industry | Number of employees for week including March 12 | Payroll (\$1,000) | | Total number of establishments | Number of establishments by employment-size class | | | | | | | | |
|--|--|---|-------------------|------------------|--------------------------------|---|------------|------------|-----------|-----------|------------|------------|------------|---------------|
| | | | First quarter | Annual | | 1 to 4 | 5 to 9 | 10 to 19 | 20 to 49 | 50 to 99 | 100 to 249 | 250 to 499 | 500 to 999 | 1,000 or more |
| MORRIS—Con. | | | | | | | | | | | | | | |
| 48-49 Transportation & warehousing—Con. | | | | | | | | | | | | | | |
| 492 | Couriers & messengers | 4 016 | 34 270 | 140 730 | 35 | 19 | 1 | 4 | 4 | 3 | 3 | — | — | 1 |
| 4921 | Couriers | 3 865 | 32 930 | 135 245 | 20 | 9 | 1 | 2 | 1 | 3 | 3 | — | — | 1 |
| 49211 | Couriers | 3 865 | 32 930 | 135 245 | 20 | 9 | 1 | 2 | 1 | 3 | 3 | — | — | 1 |
| 492110 | Couriers | 3 865 | 32 930 | 135 245 | 20 | 9 | 1 | 2 | 1 | 3 | 3 | — | — | 1 |
| 4922 | Local messengers & local delivery | 151 | 1 340 | 5 485 | 15 | 10 | — | 2 | 3 | — | — | — | — | — |
| 49221 | Local messengers & local delivery | 151 | 1 340 | 5 485 | 15 | 10 | — | 2 | 3 | — | — | — | — | — |
| 492210 | Local messengers & local delivery | 151 | 1 340 | 5 485 | 15 | 10 | — | 2 | 3 | — | — | — | — | — |
| 493 | Warehousing & storage | 121 | 650 | 2 859 | 9 | 7 | 1 | — | — | — | 1 | — | — | — |
| 4931 | Warehousing & storage | 121 | 650 | 2 859 | 9 | 7 | 1 | — | — | — | 1 | — | — | — |
| 49311 | General warehousing & storage | 107 | 603 | 2 569 | 6 | 5 | — | — | — | — | 1 | — | — | — |
| 493110 | General warehousing & storage | 107 | 603 | 2 569 | 6 | 5 | — | — | — | — | 1 | — | — | — |
| 51 | Information | 16 897 | 362 995 | 1 242 282 | 378 | 176 | 67 | 37 | 42 | 24 | 21 | 4 | 4 | 3 |
| 511 | Publishing industries | 3 092 | 68 753 | 228 663 | 93 | 33 | 20 | 10 | 12 | 9 | 8 | 1 | — | — |
| 5111 | Newspaper, periodical, book, database publishers | 1 617 | 22 248 | 86 580 | 46 | 17 | 9 | 5 | 6 | 5 | 3 | 1 | — | — |
| 51111 | Newspaper publishers | 644 | 5 736 | 22 888 | 6 | — | 1 | — | 2 | 1 | 1 | — | — | — |
| 511110 | Newspaper publishers | 644 | 5 736 | 22 888 | 6 | — | 1 | — | 2 | 1 | 1 | — | — | — |
| 51112 | Periodical publishers | 670 | 11 041 | 43 106 | 25 | 9 | 5 | 4 | 3 | 3 | 1 | — | — | — |
| 511120 | Periodical publishers | 670 | 11 041 | 43 106 | 25 | 9 | 5 | 4 | 3 | 3 | 1 | — | — | — |
| 51113 | Book publishers (C) | — | (D) | (D) | 3 | — | 1 | 1 | — | 1 | — | — | — | — |
| 511131 | Book publishers (D) | — | (D) | (D) | 3 | — | 1 | 1 | — | 1 | — | — | — | — |
| 51119 | Other publishers | 139 | 914 | 4 314 | 7 | 4 | 1 | — | 1 | 1 | — | — | — | — |
| 5112 | Software publishers | 1 475 | 46 505 | 142 083 | 47 | 16 | 11 | 5 | 6 | 4 | 5 | — | — | — |
| 51121 | Software publishers | 1 475 | 46 505 | 142 083 | 47 | 16 | 11 | 5 | 6 | 4 | 5 | — | — | — |
| 511210 | Software publishers | 1 475 | 46 505 | 142 083 | 47 | 16 | 11 | 5 | 6 | 4 | 5 | — | — | — |
| 512 | Motion picture & sound recording industries | 331 | 1 512 | 7 743 | 39 | 23 | 8 | 1 | 7 | — | — | — | — | — |
| 5121 | Motion picture & video industries | 324 | 1 476 | 7 615 | 34 | 18 | 8 | 1 | 7 | — | — | — | — | — |
| 51213 | Motion picture & video exhibition | 249 | 697 | 2 701 | 10 | 2 | — | 1 | 7 | — | — | — | — | — |
| 512131 | Motion picture theaters (except drive-ins) | 249 | 697 | 2 701 | 10 | 2 | — | 1 | 7 | — | — | — | — | — |
| 513 | Broadcasting & telecommunications | 10 643 | 249 276 | 868 599 | 161 | 74 | 31 | 14 | 15 | 11 | 9 | 1 | 3 | 3 |
| 5131 | Radio & television broadcasting | (C) | (D) | (D) | 6 | 2 | 1 | — | 2 | 1 | — | — | — | — |
| 5132 | Cable networks & program distribution | (E) | (D) | (D) | 21 | 14 | 2 | 1 | 3 | — | 1 | — | — | — |
| 51321 | Cable networks | (E) | (D) | (D) | 10 | 6 | 2 | — | 1 | — | 1 | — | — | — |
| 5133 | Telecommunications | 10 157 | 243 656 | 848 482 | 134 | 58 | 28 | 13 | 10 | 10 | 8 | 1 | 3 | 3 |
| 51331 | Wired telecommunications carriers | 7 234 | 174 671 | 591 959 | 98 | 38 | 20 | 9 | 8 | 10 | 8 | 1 | 2 | 2 |
| 513310 | Wired telecommunications carriers | 7 234 | 174 671 | 591 959 | 98 | 38 | 20 | 9 | 8 | 10 | 8 | 1 | 2 | 2 |
| 51332 | Wireless telecom carriers (exc satellite) | (H) | (D) | (D) | 28 | 18 | 5 | 2 | 1 | — | — | — | 1 | 1 |
| 514 | Information & data processing services | 2 831 | 43 454 | 137 277 | 85 | 46 | 8 | 12 | 8 | 4 | 4 | 2 | 1 | — |
| 5141 | Information services | 1 359 | 27 733 | 80 902 | 48 | 24 | 6 | 7 | 5 | 3 | 2 | 1 | — | — |
| 51419 | Other information services | 1 261 | 27 404 | 79 578 | 39 | 22 | 4 | 3 | 4 | 3 | 2 | 1 | — | — |
| 514191 | On-line information services | 1 238 | 26 887 | 77 665 | 34 | 18 | 4 | 2 | 4 | 3 | 2 | 1 | — | — |
| 5142 | Data processing services | 1 472 | 15 721 | 56 375 | 37 | 22 | 2 | 5 | 3 | 1 | 2 | 1 | 1 | — |
| 51421 | Data processing services | 1 472 | 15 721 | 56 375 | 37 | 22 | 2 | 5 | 3 | 1 | 2 | 1 | 1 | — |
| 514210 | Data processing services | 1 472 | 15 721 | 56 375 | 37 | 22 | 2 | 5 | 3 | 1 | 2 | 1 | 1 | — |
| 52 | Finance & insurance | 17 581 | 357 171 | 1 260 072 | 1 004 | 497 | 205 | 143 | 88 | 31 | 30 | 9 | 1 | — |
| 522 | Credit intermediation & related activities | 4 536 | 52 617 | 206 775 | 376 | 123 | 128 | 74 | 36 | 10 | 4 | 1 | — | — |
| 5221 | Depository credit intermediation | 2 896 | 24 790 | 93 774 | 259 | 65 | 108 | 52 | 24 | 8 | 2 | — | — | — |
| 52211 | Commercial banking | 2 374 | 20 841 | 77 478 | 184 | 35 | 78 | 43 | 18 | 8 | 2 | — | — | — |
| 522110 | Commercial banking | 2 374 | 20 841 | 77 478 | 184 | 35 | 78 | 43 | 18 | 8 | 2 | — | — | — |
| 52212 | Savings institutions | 324 | 2 314 | 9 424 | 47 | 14 | 25 | 6 | 2 | — | — | — | — | — |
| 522120 | Savings institutions | 324 | 2 314 | 9 424 | 47 | 14 | 25 | 6 | 2 | — | — | — | — | — |
| 52213 | Credit unions | (C) | (D) | (D) | 27 | 15 | 5 | 3 | 4 | — | — | — | — | — |
| 5222 | Nondepository credit intermediation | 1 197 | 22 917 | 89 845 | 90 | 42 | 19 | 16 | 9 | 2 | 2 | — | — | — |
| 52222 | Sales financing | 521 | 14 028 | 47 088 | 21 | 10 | 4 | 2 | 2 | 2 | 1 | — | — | — |
| 522220 | Sales financing | 521 | 14 028 | 47 088 | 21 | 10 | 4 | 2 | 2 | 2 | 1 | — | — | — |
| 52229 | Other nondepository credit intermediation | 676 | 8 889 | 42 757 | 69 | 32 | 15 | 14 | 7 | — | 1 | — | — | — |
| 522292 | Real estate credit | 624 | 8 530 | 40 787 | 51 | 19 | 10 | 14 | 7 | — | 1 | — | — | — |
| 5223 | Activities related to credit intermediation | 443 | 4 910 | 23 156 | 27 | 16 | 1 | 6 | 3 | — | — | 1 | — | — |
| 52231 | Mortgage & nonmortgage brokers | 115 | 1 309 | 6 747 | 17 | 9 | 1 | 6 | 1 | — | — | — | — | — |
| 522310 | Mortgage & nonmortgage brokers | 115 | 1 309 | 6 747 | 17 | 9 | 1 | 6 | 1 | — | — | — | — | — |
| 52232 | Financial clearinghouse & reserve activities | (E) | (D) | (D) | 4 | 3 | — | — | — | — | — | 1 | — | — |
| 523 | Security, commodity contracts & like activity | 3 250 | 121 318 | 429 072 | 225 | 153 | 24 | 20 | 14 | 7 | 6 | — | 1 | — |
| 5231 | Scrt'y & comdty contracts intermed & brokerage | 2 593 | 106 024 | 292 227 | 100 | 57 | 12 | 11 | 8 | 5 | 6 | — | 1 | — |
| 52311 | Investment banking & securities dealing | (E) | (D) | (D) | 28 | 15 | 4 | 3 | 3 | 2 | 1 | — | — | — |
| 52312 | Securities brokerage | 2 100 | 93 230 | 246 510 | 70 | 40 | 8 | 8 | 5 | 3 | 5 | — | 1 | — |
| 523120 | Securities brokerage | 2 100 | 93 230 | 246 510 | 70 | 40 | 8 | 8 | 5 | 3 | 5 | — | 1 | — |
| 5239 | Other financial investment activities | (F) | (D) | (D) | 124 | 95 | 12 | 9 | 6 | 2 | — | — | — | — |
| 52392 | Portfolio management | 324 | 9 357 | 110 148 | 51 | 38 | 5 | 4 | 3 | 1 | — | — | — | — |
| 523920 | Portfolio management | 324 | 9 357 | 110 148 | 51 | 38 | 5 | 4 | 3 | 1 | — | — | — | — |
| 52393 | Investment advice | 289 | 5 352 | 24 126 | 58 | 45 | 5 | 4 | 3 | 1 | — | — | — | — |
| 523930 | Investment advice | 289 | 5 352 | 24 126 | 58 | 45 | 5 | 4 | 3 | 1 | — | — | — | — |
| 524 | Insurance carriers & related activities | 9 773 | 183 089 | 623 671 | 399 | 218 | 53 | 48 | 38 | 14 | 20 | 8 | — | — |
| 5241 | Insurance carriers | 6 512 | 136 732 | 438 730 | 115 | 42 | 16 | 13 | 13 | 11 | 12 | 8 | — | — |
| 52411 | Direct life, health, medical insurance carriers | 2 194 | 61 111 | 168 121 | 49 | 21 | 8 | 5 | 5 | 3 | 5 | 2 | — | — |
| 524113 | Direct life insurance carriers | 1 683 | 53 230 | 140 448 | 44 | 20 | 8 | 4 | 4 | 3 | 4 | 1 | — | — |
| 524114 | Direct health & medical insurance carriers | 511 | 7 881 | 27 673 | 5 | 1 | — | 1 | — | 1 | 1 | — | — | — |
| 52412 | Other direct insurance carriers | 4 164 | 67 639 | 245 616 | 60 | 19 | 7 | 8 | 6 | 7 | 7 | 6 | — | — |
| 524126 | Direct property & casualty insurance carriers | 3 832 | 62 052 | 227 000 | 52 | 15 | 6 | 6 | 6 | 7 | 7 | 5 | — | — |
| 52413 | Reinsurance carriers | 154 | 7 982 | 24 993 | 6 | 2 | 1 | — | 2 | 1 | — | — | — | — |
| 524130 | Reinsurance carriers | 154 | 7 982 | 24 993 | 6 | 2 | 1 | — | 2 | 1 | — | — | — | — |

See footnotes at end of table.

Table 6. Counties—Employees, Payroll, and Establishments by Industry: 2001—Con.

[Excludes most government employees, railroad employees, and self-employed persons. Size class 1 to 4 includes establishments with payroll, but no employees, during mid-March pay period. (D) denotes figures withheld to avoid disclosing data for individual companies; the data are included in broader industry totals. Detailed industries with 100 or more employees are shown if industry was not a (D). For explanation of terms, abbreviations, and data reliability/comparability, see introductory text]

| NAICS code | Industry | Number of employees for week including March 12 | Payroll (\$1,000) | | Total number of establishments | Number of establishments by employment-size class | | | | | | | | | |
|--------------------|---|---|-------------------|------------------|--------------------------------|---|------------|------------|------------|-----------|------------|------------|------------|---------------|--|
| | | | First quarter | Annual | | 1 to 4 | 5 to 9 | 10 to 19 | 20 to 49 | 50 to 99 | 100 to 249 | 250 to 499 | 500 to 999 | 1,000 or more | |
| MORRIS—Con. | | | | | | | | | | | | | | | |
| 54 | Professional, scientific & technical services—Con. | | | | | | | | | | | | | | |
| 541 | Professional, scientific & technical services—Con. | | | | | | | | | | | | | | |
| 5417 | Scientific R&D services | 3 970 | 62 109 | 278 701 | 49 | 19 | 14 | 5 | 5 | 4 | — | — | 1 | 1 | |
| 54171 | R&D in physical, engineering & life sciences | 3 940 | 61 822 | 277 172 | 42 | 14 | 13 | 4 | 5 | 4 | — | — | 1 | 1 | |
| 541710 | R&D in physical, engineering & life sciences | 3 940 | 61 822 | 277 172 | 42 | 14 | 13 | 4 | 5 | 4 | — | — | 1 | 1 | |
| 5418 | Advertising & related services | 2 426 | 34 389 | 142 170 | 151 | 88 | 30 | 10 | 15 | 2 | 5 | 1 | — | — | |
| 54181 | Advertising agencies | 1 516 | 24 096 | 99 399 | 71 | 39 | 12 | 7 | 8 | 1 | 3 | 1 | — | — | |
| 541810 | Advertising agencies | 1 516 | 24 096 | 99 399 | 71 | 39 | 12 | 7 | 8 | 1 | 3 | 1 | — | — | |
| 54182 | Public relations agencies | 116 | 1 814 | 7 339 | 19 | 10 | 5 | 3 | 1 | — | — | — | — | — | |
| 541820 | Public relations agencies | 116 | 1 814 | 7 339 | 19 | 10 | 5 | 3 | 1 | — | — | — | — | — | |
| 54186 | Direct mail advertising | 276 | 2 337 | 12 836 | 6 | 1 | 2 | — | 2 | — | 1 | — | — | — | |
| 541860 | Direct mail advertising | 276 | 2 337 | 12 836 | 6 | 1 | 2 | — | 2 | — | 1 | — | — | — | |
| 54189 | Other services related to advertising | 403 | 4 374 | 15 439 | 31 | 22 | 5 | — | 2 | 1 | 1 | — | — | — | |
| 541890 | Other services related to advertising | 403 | 4 374 | 15 439 | 31 | 22 | 5 | — | 2 | 1 | 1 | — | — | — | |
| 5419 | Oth professional, scientific, technical services | 966 | 13 361 | 52 717 | 178 | 121 | 26 | 20 | 9 | 2 | — | — | — | — | |
| 54191 | Marketing research & public opinion polling | 222 | 7 189 | 19 497 | 25 | 14 | 4 | 4 | 2 | 1 | — | — | — | — | |
| 541910 | Marketing research & public opinion polling | 222 | 7 189 | 19 497 | 25 | 14 | 4 | 4 | 2 | 1 | — | — | — | — | |
| 54192 | Photographic services (C) | | | | 35 | 28 | 3 | 3 | 1 | — | — | — | — | — | |
| 54194 | Veterinary services (D) | | | | 46 | 18 | 15 | 7 | 5 | 1 | — | — | — | — | |
| 541940 | Veterinary services (D) | | | | 46 | 18 | 15 | 7 | 5 | 1 | — | — | — | — | |
| 54199 | All oth prof, scientific & technical services | 174 | 2 499 | 15 973 | 69 | 58 | 4 | 6 | 1 | — | — | — | — | — | |
| 541990 | All oth prof, scientific & technical services | 174 | 2 499 | 15 973 | 69 | 58 | 4 | 6 | 1 | — | — | — | — | — | |
| 55 | Management of companies & enterprises | 28 731 | 1 493 741 | 4 434 344 | 152 | 33 | 16 | 14 | 29 | 12 | 23 | 14 | 5 | 6 | |
| 551 | Management of companies & enterprises | 28 731 | 1 493 741 | 4 434 344 | 152 | 33 | 16 | 14 | 29 | 12 | 23 | 14 | 5 | 6 | |
| 5511 | Management of companies & enterprises | 28 731 | 1 493 741 | 4 434 344 | 152 | 33 | 16 | 14 | 29 | 12 | 23 | 14 | 5 | 6 | |
| 55111 | Management of companies & enterprises | 28 731 | 1 493 741 | 4 434 344 | 152 | 33 | 16 | 14 | 29 | 12 | 23 | 14 | 5 | 6 | |
| 551114 | Corp, subsidiary & regional managing offices | 28 140 | 1 482 661 | 4 396 614 | 128 | 21 | 15 | 8 | 26 | 11 | 23 | 13 | 5 | 6 | |
| 56 | Admin, support, waste mgt, remediation services | 26 323 | 203 419 | 873 222 | 1 256 | 755 | 181 | 107 | 108 | 47 | 45 | 7 | 3 | 3 | |
| 561 | Administrative & support services | 25 564 | 195 594 | 839 545 | 1 214 | 733 | 176 | 105 | 98 | 46 | 43 | 7 | 3 | 3 | |
| 5611 | Office administrative services | 1 389 | 16 290 | 68 485 | 82 | 48 | 6 | 8 | 14 | 3 | 2 | 1 | — | — | |
| 56111 | Office administrative services | 1 389 | 16 290 | 68 485 | 82 | 48 | 6 | 8 | 14 | 3 | 2 | 1 | — | — | |
| 561110 | Office administrative services | 1 389 | 16 290 | 68 485 | 82 | 48 | 6 | 8 | 14 | 3 | 2 | 1 | — | — | |
| 5612 | Facilities support services | 259 | 3 249 | 17 119 | 9 | 4 | 2 | 2 | — | — | 1 | — | — | — | |
| 56121 | Facilities support services | 259 | 3 249 | 17 119 | 9 | 4 | 2 | 2 | — | — | 1 | — | — | — | |
| 561210 | Facilities support services | 259 | 3 249 | 17 119 | 9 | 4 | 2 | 2 | — | — | 1 | — | — | — | |
| 5613 | Employment services | 10 472 | 90 286 | 340 376 | 161 | 55 | 18 | 16 | 19 | 21 | 27 | 2 | 2 | 1 | |
| 56131 | Employment placement agencies | 1 470 | 16 880 | 55 277 | 50 | 27 | 8 | 6 | 5 | 2 | 1 | — | 1 | — | |
| 561310 | Employment placement agencies | 1 470 | 16 880 | 55 277 | 50 | 27 | 8 | 6 | 5 | 2 | 1 | — | 1 | — | |
| 56132 | Temporary help services | 8 786 | 70 141 | 274 595 | 103 | 24 | 10 | 8 | 13 | 19 | 25 | 2 | 1 | 1 | |
| 561320 | Temporary help services | 8 786 | 70 141 | 274 595 | 103 | 24 | 10 | 8 | 13 | 19 | 25 | 2 | 1 | 1 | |
| 56133 | Employee leasing services | 216 | 3 265 | 10 504 | 8 | 4 | — | 2 | 1 | — | 1 | — | — | — | |
| 561330 | Employee leasing services | 216 | 3 265 | 10 504 | 8 | 4 | — | 2 | 1 | — | 1 | — | — | — | |
| 5614 | Business support services | 1 726 | 13 548 | 84 811 | 101 | 59 | 18 | 6 | 10 | 5 | 2 | 1 | — | — | |
| 56141 | Document preparation services | 278 | 2 061 | 8 525 | 20 | 14 | 2 | — | 2 | 1 | 1 | — | — | — | |
| 561410 | Document preparation services | 278 | 2 061 | 8 525 | 20 | 14 | 2 | — | 2 | 1 | 1 | — | — | — | |
| 56142 | Telephone call centers | 380 | 2 679 | 9 509 | 17 | 9 | 2 | 2 | 2 | 1 | 1 | — | — | — | |
| 561422 | Telemarketing bureaus | 308 | 2 192 | 7 526 | 9 | 4 | 1 | 1 | 1 | 1 | 1 | — | — | — | |
| 56143 | Business service centers | 246 | 1 867 | 7 306 | 31 | 21 | 5 | 2 | 2 | 1 | — | — | — | — | |
| 561439 | Oth business service centers (incl copy shops) | 180 | 1 622 | 6 317 | 19 | 12 | 3 | 2 | 1 | 1 | — | — | — | — | |
| 56144 | Collection agencies | 114 | 998 | 3 995 | 16 | 8 | 5 | 1 | 2 | — | — | — | — | — | |
| 561440 | Collection agencies | 114 | 998 | 3 995 | 16 | 8 | 5 | 1 | 2 | — | — | — | — | — | |
| 56145 | Credit bureaus (F) | | (D) | (D) | 6 | — | 1 | 1 | 2 | 1 | — | 1 | — | — | |
| 561450 | Credit bureaus (F) | | (D) | (D) | 6 | — | 1 | 1 | 2 | 1 | — | 1 | — | — | |
| 56149 | Other business support services (C) | | (D) | (D) | 11 | 7 | 3 | — | — | 1 | — | — | — | — | |
| 5615 | Travel arrangement & reservation services | 975 | 10 523 | 39 152 | 105 | 53 | 30 | 10 | 10 | 1 | 1 | — | — | — | |
| 56151 | Travel agencies | 505 | 3 678 | 16 873 | 85 | 47 | 28 | 4 | 6 | — | — | — | — | — | |
| 561510 | Travel agencies | 505 | 3 678 | 16 873 | 85 | 47 | 28 | 4 | 6 | — | — | — | — | — | |
| 56159 | Oth travel arrangement & reservation services | 402 | 6 220 | 19 833 | 15 | 2 | 2 | 6 | 4 | — | 1 | — | — | — | |
| 5616 | Investigation & security services | 1 828 | 13 387 | 56 675 | 62 | 34 | 11 | 8 | 4 | 3 | — | 1 | 1 | — | |
| 56161 | Investigation, guard & armored car services | 1 561 | 9 945 | 42 694 | 34 | 19 | 5 | 4 | 2 | 2 | — | 1 | 1 | — | |
| 561612 | Security guards & patrol services | 1 477 | 9 426 | 40 530 | 17 | 8 | 2 | 2 | 1 | 2 | — | 1 | 1 | — | |
| 56162 | Security systems services | 267 | 3 442 | 13 981 | 28 | 15 | 6 | 4 | 2 | 1 | — | — | — | — | |
| 561621 | Security systems services (except locksmiths) | 230 | 3 093 | 12 679 | 18 | 8 | 4 | 3 | 2 | 1 | — | — | — | — | |
| 5617 | Services to buildings & dwellings | 7 398 | 32 756 | 160 841 | 618 | 444 | 82 | 43 | 31 | 7 | 7 | 2 | — | 2 | |
| 56171 | Exterminating & pest control services | 176 | 1 429 | 7 418 | 29 | 20 | 5 | 1 | 3 | — | — | — | — | — | |
| 561710 | Exterminating & pest control services | 176 | 1 429 | 7 418 | 29 | 20 | 5 | 1 | 3 | — | — | — | — | — | |
| 56172 | Janitorial services | 5 553 | 21 780 | 92 246 | 156 | 84 | 21 | 20 | 16 | 6 | 5 | 2 | — | 2 | |
| 561720 | Janitorial services | 5 553 | 21 780 | 92 246 | 156 | 84 | 21 | 20 | 16 | 6 | 5 | 2 | — | 2 | |
| 56173 | Landscaping services | 1 544 | 8 734 | 56 899 | 393 | 309 | 50 | 20 | 11 | 1 | 2 | — | — | — | |
| 561730 | Landscaping services | 1 544 | 8 734 | 56 899 | 393 | 309 | 50 | 20 | 11 | 1 | 2 | — | — | — | |
| 5619 | Other support services | 1 517 | 15 555 | 72 086 | 76 | 36 | 9 | 12 | 10 | 6 | 3 | — | — | — | |
| 56191 | Packaging & labeling services | 505 | 5 099 | 26 501 | 12 | 4 | 1 | — | 2 | 4 | 1 | — | — | — | |
| 561910 | Packaging & labeling services | 505 | 5 099 | 26 501 | 12 | 4 | 1 | — | 2 | 4 | 1 | — | — | — | |
| 56192 | Convention & trade show organizers | 256 | 1 957 | 8 637 | 12 | 6 | 2 | 3 | — | — | 1 | — | — | — | |
| 561920 | Convention & trade show organizers | 256 | 1 957 | 8 637 | 12 | 6 | 2 | 3 | — | — | 1 | — | — | — | |
| 56199 | All other support services | 756 | 8 499 | 36 948 | 52 | 26 | 6 | 9 | 8 | 2 | 1 | — | — | — | |
| 561990 | All other support services | 756 | 8 499 | 36 948 | 52 | 26 | 6 | 9 | 8 | 2 | 1 | — | — | — | |

See footnotes at end of table.

Table 6. Counties—Employees, Payroll, and Establishments by Industry: 2001—Con.

[Excludes most government employees, railroad employees, and self-employed persons. Size class 1 to 4 includes establishments with payroll, but no employees, during mid-March pay period. (D) denotes figures withheld to avoid disclosing data for individual companies; the data are included in broader industry totals. Detailed industries with 100 or more employees are shown if industry was not a (D). For explanation of terms, abbreviations, and data reliability/comparability, see introductory text]

| NAICS code | Industry | Number of employees for week including March 12 | Payroll (\$1,000) | | Total number of establishments | Number of establishments by employment-size class | | | | | | | | | |
|--------------------|--|---|-------------------|------------------|--------------------------------|---|------------|------------|------------|-----------|------------|------------|------------|---------------|--|
| | | | First quarter | Annual | | 1 to 4 | 5 to 9 | 10 to 19 | 20 to 49 | 50 to 99 | 100 to 249 | 250 to 499 | 500 to 999 | 1,000 or more | |
| MORRIS—Con. | | | | | | | | | | | | | | | |
| 56 | Admin, support, waste mgmt, remediation services—Con. | | | | | | | | | | | | | | |
| 562 | Waste management & remediation services | 759 | 7 825 | 33 677 | 42 | 22 | 5 | 2 | 10 | 1 | 2 | — | — | — | |
| 5621 | Waste collection | 453 | 5 435 | 22 404 | 17 | 7 | 3 | 1 | 4 | — | 2 | — | — | — | |
| 56211 | Waste collection | 453 | 5 435 | 22 404 | 17 | 7 | 3 | 1 | 4 | — | 2 | — | — | — | |
| 562111 | Solid waste collection | 282 | 3 109 | 12 962 | 13 | 6 | 3 | 1 | 2 | — | 1 | — | — | — | |
| 5629 | Remediation & oth waste management services | 267 | 2 037 | 9 557 | 19 | 11 | 1 | 1 | 5 | 1 | — | — | — | — | |
| 56291 | Remediation services | 134 | 758 | 3 658 | 6 | 2 | 1 | — | 2 | 1 | — | — | — | — | |
| 562910 | Remediation services | 134 | 758 | 3 658 | 6 | 2 | 1 | — | 2 | 1 | — | — | — | — | |
| 61 | Educational services | 6 576 | 50 515 | 205 858 | 213 | 90 | 32 | 35 | 32 | 10 | 9 | 2 | 3 | — | |
| 611 | Educational services | 6 576 | 50 515 | 205 858 | 213 | 90 | 32 | 35 | 32 | 10 | 9 | 2 | 3 | — | |
| 6111 | Elementary & secondary schools | 2 284 | 19 895 | 80 183 | 44 | 5 | 3 | 7 | 16 | 7 | 5 | 1 | — | — | |
| 61111 | Elementary & secondary schools | 2 284 | 19 895 | 80 183 | 44 | 5 | 3 | 7 | 16 | 7 | 5 | 1 | — | — | |
| 611110 | Elementary & secondary schools | 2 284 | 19 895 | 80 183 | 44 | 5 | 3 | 7 | 16 | 7 | 5 | 1 | — | — | |
| 6113 | Colleges, universities & professional schools ... | 2 184 | 13 193 | 53 766 | 10 | 4 | — | 1 | 1 | — | 1 | 3 | — | — | |
| 61131 | Colleges, universities & professional schools . | 2 184 | 13 193 | 53 766 | 10 | 4 | — | 1 | 1 | — | 1 | 3 | — | — | |
| 611310 | Colleges, universities & professional schools | 2 184 | 13 193 | 53 766 | 10 | 4 | — | 1 | 1 | — | 1 | 3 | — | — | |
| 6114 | Business schools & computer & mgt training ... | 794 | 11 514 | 45 508 | 37 | 17 | 8 | 4 | 4 | 2 | 2 | — | — | — | |
| 61142 | Computer training | 606 | 10 213 | 39 611 | 23 | 10 | 4 | 3 | 3 | 1 | 2 | — | — | — | |
| 611420 | Computer training | 606 | 10 213 | 39 611 | 23 | 10 | 4 | 3 | 3 | 1 | 2 | — | — | — | |
| 61143 | Professional, management development training | (C) | (D) | (D) | 13 | 6 | 4 | 1 | 1 | 1 | — | — | — | — | |
| 6115 | Technical & trade schools | 292 | 820 | 3 955 | 16 | 9 | 1 | 4 | 1 | — | 1 | — | — | — | |
| 61151 | Technical & trade schools | 292 | 820 | 3 955 | 16 | 9 | 1 | 4 | 1 | — | 1 | — | — | — | |
| 611519 | Other technical & trade schools | 225 | 552 | 2 333 | 7 | 4 | 1 | 1 | — | — | 1 | — | — | — | |
| 6116 | Other schools & instruction | 902 | 4 274 | 18 788 | 84 | 38 | 18 | 18 | 8 | 1 | 1 | — | — | — | |
| 61161 | Fine arts schools | 335 | 1 129 | 5 018 | 37 | 14 | 11 | 9 | 2 | 1 | — | — | — | — | |
| 611610 | Fine arts schools | 335 | 1 129 | 5 018 | 37 | 14 | 11 | 9 | 2 | 1 | — | — | — | — | |
| 61162 | Sports & recreation instruction | 178 | 598 | 3 217 | 24 | 14 | 3 | 4 | 3 | — | — | — | — | — | |
| 611620 | Sports & recreation instruction | 178 | 598 | 3 217 | 24 | 14 | 3 | 4 | 3 | — | — | — | — | — | |
| 61169 | All other schools & instruction | 389 | 2 547 | 10 553 | 23 | 10 | 4 | 5 | 3 | — | 1 | — | — | — | |
| 611691 | Exam preparation & tutoring | 279 | 2 081 | 8 605 | 10 | 3 | 1 | 3 | 2 | — | 1 | — | — | — | |
| 6117 | Educational support services | 120 | 819 | 3 658 | 22 | 17 | 2 | 1 | 2 | — | — | — | — | — | |
| 61171 | Educational support services | 120 | 819 | 3 658 | 22 | 17 | 2 | 1 | 2 | — | — | — | — | — | |
| 611710 | Educational support services | 120 | 819 | 3 658 | 22 | 17 | 2 | 1 | 2 | — | — | — | — | — | |
| 62 | Health care and social assistance | 26 728 | 242 362 | 1 026 027 | 1 527 | 718 | 379 | 254 | 121 | 31 | 16 | 3 | — | 5 | |
| 621 | Ambulatory health care services | 11 449 | 113 874 | 515 070 | 1 227 | 658 | 308 | 174 | 66 | 12 | 7 | 1 | — | 1 | |
| 6211 | Offices of physicians | 4 308 | 61 170 | 308 302 | 488 | 241 | 112 | 85 | 43 | 5 | 2 | — | — | — | |
| 62111 | Offices of physicians | 4 308 | 61 170 | 308 302 | 488 | 241 | 112 | 85 | 43 | 5 | 2 | — | — | — | |
| 621111 | Offices of physicians (exc mental health) ... | 4 250 | 60 302 | 303 909 | 461 | 217 | 109 | 85 | 43 | 5 | 2 | — | — | — | |
| 6212 | Offices of dentists | 2 030 | 16 703 | 75 624 | 362 | 176 | 131 | 50 | 5 | — | — | — | — | — | |
| 62121 | Offices of dentists | 2 030 | 16 703 | 75 624 | 362 | 176 | 131 | 50 | 5 | — | — | — | — | — | |
| 621210 | Offices of dentists | 2 030 | 16 703 | 75 624 | 362 | 176 | 131 | 50 | 5 | — | — | — | — | — | |
| 6213 | Offices of other health practitioners | 1 168 | 8 861 | 37 988 | 264 | 198 | 48 | 14 | 3 | — | 1 | — | — | — | |
| 62131 | Offices of chiropractors | 283 | 1 465 | 6 916 | 95 | 74 | 21 | — | — | — | — | — | — | — | |
| 621310 | Offices of chiropractors | 283 | 1 465 | 6 916 | 95 | 74 | 21 | — | — | — | — | — | — | — | |
| 62132 | Offices of optometrists | 190 | 1 258 | 5 632 | 43 | 29 | 10 | 4 | — | — | — | — | — | — | |
| 621320 | Offices of optometrists | 190 | 1 258 | 5 632 | 43 | 29 | 10 | 4 | — | — | — | — | — | — | |
| 62134 | Offices of PT, OT, speech therapy & audiology | 524 | 4 886 | 19 608 | 49 | 27 | 12 | 6 | 3 | — | 1 | — | — | — | |
| 621340 | Offices of PT, OT, speech therapy & audiology | 524 | 4 886 | 19 608 | 49 | 27 | 12 | 6 | 3 | — | 1 | — | — | — | |
| 62139 | Offices of all other health practitioners | 130 | 910 | 4 290 | 42 | 33 | 5 | 4 | — | — | — | — | — | — | |
| 6214 | Outpatient care centers | 636 | 6 334 | 24 717 | 30 | 11 | 1 | 8 | 6 | 3 | 1 | — | — | — | |
| 62149 | Other outpatient care centers | 564 | 5 661 | 21 821 | 24 | 9 | 1 | 5 | 5 | 3 | 1 | — | — | — | |
| 621498 | All other outpatient care centers | 372 | 3 808 | 14 065 | 16 | 8 | — | 3 | 2 | 2 | 1 | — | — | — | |
| 6215 | Medical & diagnostic laboratories | 162 | 2 212 | 10 871 | 24 | 14 | 4 | 4 | 2 | — | — | — | — | — | |
| 62151 | Medical & diagnostic laboratories | 162 | 2 212 | 10 871 | 24 | 14 | 4 | 4 | 2 | — | — | — | — | — | |
| 621512 | Diagnostic Imaging centers | 141 | 2 048 | 10 356 | 17 | 7 | 4 | 4 | 2 | — | — | — | — | — | |
| 6216 | Home health care services | 1 508 | 8 435 | 35 808 | 44 | 11 | 9 | 11 | 5 | 4 | 3 | 1 | — | — | |
| 62161 | Home health care services | 1 508 | 8 435 | 35 808 | 44 | 11 | 9 | 11 | 5 | 4 | 3 | 1 | — | — | |
| 621610 | Home health care services | 1 508 | 8 435 | 35 808 | 44 | 11 | 9 | 11 | 5 | 4 | 3 | 1 | — | — | |
| 6219 | Other ambulatory health care services | 1 637 | 10 159 | 21 760 | 15 | 7 | 3 | 2 | 2 | — | — | — | — | 1 | |
| 62199 | All other ambulatory health care services | (G) | (D) | (D) | 8 | 4 | 2 | — | 1 | — | — | — | — | 1 | |
| 622 | Hospitals | (I) | (D) | (D) | 4 | — | — | — | — | — | — | — | — | 4 | |
| 6221 | General medical & surgical hospitals | 7 625 | 82 793 | 325 587 | 3 | — | — | — | — | — | — | — | — | 3 | |
| 62211 | General medical & surgical hospitals | 7 625 | 82 793 | 325 587 | 3 | — | — | — | — | — | — | — | — | 3 | |
| 622110 | General medical & surgical hospitals | 7 625 | 82 793 | 325 587 | 3 | — | — | — | — | — | — | — | — | 3 | |
| 6222 | Psychiatric & substance abuse hospitals | (G) | (D) | (D) | 1 | — | — | — | — | — | — | — | — | 1 | |
| 62221 | Psychiatric & substance abuse hospitals | (G) | (D) | (D) | 1 | — | — | — | — | — | — | — | — | 1 | |
| 623 | Nursing & residential care facilities | 2 790 | 20 217 | 80 121 | 58 | 6 | 13 | 10 | 10 | 9 | 9 | 1 | — | — | |
| 6231 | Nursing care facilities | 1 731 | 14 358 | 55 337 | 18 | 1 | — | — | 4 | 6 | 6 | 1 | — | — | |
| 62311 | Nursing care facilities | 1 731 | 14 358 | 55 337 | 18 | 1 | — | — | 4 | 6 | 6 | 1 | — | — | |
| 623110 | Nursing care facilities | 1 731 | 14 358 | 55 337 | 18 | 1 | — | — | 4 | 6 | 6 | 1 | — | — | |
| 6232 | Residential mental retardation, health facil | 290 | 1 708 | 6 829 | 16 | 1 | 5 | 7 | 2 | — | 1 | — | — | — | |
| 62321 | Residential mental retardation facilities | 190 | 1 114 | 4 633 | 10 | 1 | 5 | 3 | — | — | 1 | — | — | — | |
| 623210 | Residential mental retardation facilities | 190 | 1 114 | 4 633 | 10 | 1 | 5 | 3 | — | — | 1 | — | — | — | |
| 62322 | Residential mental health, subst abuse facil .. | 100 | 594 | 2 196 | 6 | — | — | 4 | 2 | — | — | — | — | — | |
| 623220 | Residential mental health, subst abuse facil | 100 | 594 | 2 196 | 6 | — | — | 4 | 2 | — | — | — | — | — | |

See footnotes at end of table.

Table 6. Counties—Employees, Payroll, and Establishments by Industry: 2001—Con.

[Excludes most government employees, railroad employees, and self-employed persons. Size class 1 to 4 includes establishments with payroll, but no employees, during mid-March pay period. (D) denotes figures withheld to avoid disclosing data for individual companies; the data are included in broader industry totals. Detailed industries with 100 or more employees are shown if industry was not a (D). For explanation of terms, abbreviations, and data reliability/comparability, see introductory text]

| NAICS code | Industry | Number of employees for week including March 12 | Payroll (\$1,000) | | Total number of establishments | Number of establishments by employment-size class | | | | | | | | | | | |
|------------|--|---|-------------------|----------------|--------------------------------|---|------------|------------|------------|-----------|------------|------------|------------|---------------|---|---|---|
| | | | First quarter | Annual | | 1 to 4 | 5 to 9 | 10 to 19 | 20 to 49 | 50 to 99 | 100 to 249 | 250 to 499 | 500 to 999 | 1,000 or more | | | |
| 62 | MORRIS—Con. | | | | | | | | | | | | | | | | |
| | Health care and social assistance—Con. | | | | | | | | | | | | | | | | |
| 623 | Nursing & residential care facilities—Con. | | | | | | | | | | | | | | | | |
| 6233 | Community care facilities for the elderly | 683 | 3 691 | 16 062 | 20 | 4 | 8 | 1 | 2 | 3 | 2 | — | — | — | — | — | — |
| 62331 | Community care facilities for the elderly | 683 | 3 691 | 16 062 | 20 | 4 | 8 | 1 | 2 | 3 | 2 | — | — | — | — | — | — |
| 623311 | Continuing care retirement communities | 342 | 2 285 | 8 893 | 6 | — | 4 | — | — | — | 2 | — | — | — | — | — | — |
| 623312 | Homes for the elderly | 341 | 1 406 | 7 169 | 14 | 4 | 4 | 1 | 2 | 3 | — | — | — | — | — | — | — |
| 624 | Social assistance (H) (D) (D) | | | | 238 | 54 | 58 | 70 | 45 | 10 | — | 1 | — | — | — | — | — |
| 6241 | Individual & family services | 1 303 | 6 099 | 25 834 | 67 | 22 | 15 | 15 | 8 | 6 | — | 1 | — | — | — | — | — |
| 62411 | Child & youth services | 155 | 948 | 4 014 | 15 | 7 | 4 | 2 | — | — | — | — | — | — | — | — | — |
| 624110 | Child & youth services | 155 | 948 | 4 014 | 15 | 7 | 4 | 2 | — | — | — | — | — | — | — | — | — |
| 62412 | Services for elderly & disabled persons | 342 | 1 880 | 7 887 | 17 | 5 | 3 | 5 | 1 | 3 | — | — | — | — | — | — | — |
| 624120 | Services for elderly & disabled persons | 342 | 1 880 | 7 887 | 17 | 5 | 3 | 5 | 1 | 3 | — | — | — | — | — | — | — |
| 62419 | Other individual & family services | 806 | 3 271 | 13 933 | 35 | 10 | 8 | 8 | 5 | 3 | — | 1 | — | — | — | — | — |
| 624190 | Other individual & family services | 806 | 3 271 | 13 933 | 35 | 10 | 8 | 8 | 5 | 3 | — | 1 | — | — | — | — | — |
| 6244 | Child day care services | 2 275 | 7 979 | 33 773 | 156 | 28 | 39 | 51 | 34 | 4 | — | — | — | — | — | — | — |
| 62441 | Child day care services | 2 275 | 7 979 | 33 773 | 156 | 28 | 39 | 51 | 34 | 4 | — | — | — | — | — | — | — |
| 624410 | Child day care services | 2 275 | 7 979 | 33 773 | 156 | 28 | 39 | 51 | 34 | 4 | — | — | — | — | — | — | — |
| 71 | Arts, entertainment & recreation | 2 073 | 9 988 | 51 339 | 223 | 138 | 32 | 21 | 23 | 8 | 1 | — | — | — | — | — | — |
| 711 | Performing arts, spectator sports & related industries | 311 | 3 038 | 13 984 | 71 | 57 | 7 | 3 | 4 | — | — | — | — | — | — | — | — |
| 7111 | Performing arts companies | 169 | 727 | 3 699 | 20 | 14 | 2 | 1 | 3 | — | — | — | — | — | — | — | — |
| 71111 | Theater companies & dinner theaters | 149 | 587 | 3 058 | 10 | 4 | 2 | 1 | 3 | — | — | — | — | — | — | — | — |
| 711110 | Theater companies & dinner theaters | 149 | 587 | 3 058 | 10 | 4 | 2 | 1 | 3 | — | — | — | — | — | — | — | — |
| 712 | Museums, historical sites & like institutions | 106 | 523 | 2 036 | 11 | 5 | 3 | 1 | 2 | — | — | — | — | — | — | — | — |
| 7121 | Museums, historical sites & like institutions | 106 | 523 | 2 036 | 11 | 5 | 3 | 1 | 2 | — | — | — | — | — | — | — | — |
| 713 | Amusement, gambling & recreation industries | 1 656 | 6 427 | 35 319 | 141 | 76 | 22 | 17 | 17 | 8 | 1 | — | — | — | — | — | — |
| 7139 | Other amusement & recreation industries | 1 650 | 6 415 | 35 209 | 137 | 73 | 21 | 17 | 17 | 8 | 1 | — | — | — | — | — | — |
| 71391 | Golf courses & country clubs | 328 | 1 870 | 12 061 | 18 | 7 | 3 | 2 | 3 | 3 | — | — | — | — | — | — | — |
| 713910 | Golf courses & country clubs | 328 | 1 870 | 12 061 | 18 | 7 | 3 | 2 | 3 | 3 | — | — | — | — | — | — | — |
| 71394 | Fitness & recreational sports centers | 830 | 2 609 | 12 063 | 80 | 45 | 13 | 8 | 9 | 5 | — | — | — | — | — | — | — |
| 713940 | Fitness & recreational sports centers | 830 | 2 609 | 12 063 | 80 | 45 | 13 | 8 | 9 | 5 | — | — | — | — | — | — | — |
| 71395 | Bowling centers | 133 | 455 | 1 940 | 9 | 1 | 1 | 4 | 3 | — | — | — | — | — | — | — | — |
| 713950 | Bowling centers | 133 | 455 | 1 940 | 9 | 1 | 1 | 4 | 3 | — | — | — | — | — | — | — | — |
| 71399 | All other amusement & recreation industries | 347 | 1 399 | 8 742 | 24 | 14 | 4 | 3 | 2 | — | 1 | — | — | — | — | — | — |
| 713990 | All other amusement & recreation industries | 347 | 1 399 | 8 742 | 24 | 14 | 4 | 3 | 2 | — | 1 | — | — | — | — | — | — |
| 72 | Accommodation & food services | 15 512 | 59 844 | 259 683 | 1 129 | 473 | 251 | 181 | 164 | 47 | 10 | 3 | — | — | — | — | — |
| 721 | Accommodation | 2 259 | 10 889 | 47 259 | 58 | 24 | 8 | 5 | 8 | 6 | 4 | 3 | — | — | — | — | — |
| 7211 | Traveler accommodation | 2 242 | 10 757 | 46 586 | 47 | 15 | 6 | 5 | 8 | 6 | 4 | 3 | — | — | — | — | — |
| 72111 | Hotels (exc casino hotels) & motels | 2 233 | 10 738 | 46 476 | 44 | 13 | 5 | 5 | 8 | 6 | 4 | 3 | — | — | — | — | — |
| 721110 | Hotels (exc casino hotels) & motels | 2 233 | 10 738 | 46 476 | 44 | 13 | 5 | 5 | 8 | 6 | 4 | 3 | — | — | — | — | — |
| 722 | Food services & drinking places | 13 253 | 48 955 | 212 424 | 1 071 | 449 | 243 | 176 | 156 | 41 | 6 | — | — | — | — | — | — |
| 7221 | Full-service restaurants | 6 559 | 25 299 | 109 159 | 398 | 136 | 85 | 72 | 74 | 26 | 5 | — | — | — | — | — | — |
| 72211 | Full-service restaurants | 6 559 | 25 299 | 109 159 | 398 | 136 | 85 | 72 | 74 | 26 | 5 | — | — | — | — | — | — |
| 722110 | Full-service restaurants | 6 559 | 25 299 | 109 159 | 398 | 136 | 85 | 72 | 74 | 26 | 5 | — | — | — | — | — | — |
| 7222 | Limited-service eating places | 4 154 | 13 647 | 60 449 | 455 | 234 | 90 | 68 | 56 | 6 | 1 | — | — | — | — | — | — |
| 72221 | Limited-service eating places | 4 154 | 13 647 | 60 449 | 455 | 234 | 90 | 68 | 56 | 6 | 1 | — | — | — | — | — | — |
| 722211 | Limited-service restaurants | 3 395 | 10 987 | 47 963 | 332 | 169 | 58 | 48 | 50 | 6 | 1 | — | — | — | — | — | — |
| 722213 | Snack & nonalcoholic beverage bars | 663 | 2 260 | 10 646 | 111 | 58 | 31 | 18 | 4 | — | — | — | — | — | — | — | — |
| 7223 | Special food services | 1 961 | 8 089 | 35 344 | 141 | 36 | 49 | 27 | 22 | 7 | — | — | — | — | — | — | — |
| 72231 | Food service contractors | 1 434 | 5 626 | 23 992 | 109 | 23 | 43 | 25 | 14 | 4 | — | — | — | — | — | — | — |
| 722310 | Food service contractors | 1 434 | 5 626 | 23 992 | 109 | 23 | 43 | 25 | 14 | 4 | — | — | — | — | — | — | — |
| 72232 | Caterers | 519 | 2 437 | 11 238 | 28 | 9 | 6 | 2 | 8 | 3 | — | — | — | — | — | — | — |
| 722320 | Caterers | 519 | 2 437 | 11 238 | 28 | 9 | 6 | 2 | 8 | 3 | — | — | — | — | — | — | — |
| 7224 | Drinking places (alcoholic beverages) | 579 | 1 920 | 7 472 | 77 | 43 | 19 | 9 | 4 | 2 | — | — | — | — | — | — | — |
| 72241 | Drinking places (alcoholic beverages) | 579 | 1 920 | 7 472 | 77 | 43 | 19 | 9 | 4 | 2 | — | — | — | — | — | — | — |
| 722410 | Drinking places (alcoholic beverages) | 579 | 1 920 | 7 472 | 77 | 43 | 19 | 9 | 4 | 2 | — | — | — | — | — | — | — |
| 81 | Other services (except public administration) | 11 096 | 75 645 | 295 304 | 1 482 | 928 | 311 | 135 | 81 | 18 | 7 | 2 | — | — | — | — | — |
| 811 | Repair & maintenance | 3 101 | 24 692 | 100 865 | 508 | 335 | 111 | 39 | 18 | 4 | — | 1 | — | — | — | — | — |
| 8111 | Automotive repair & maintenance | 1 635 | 10 911 | 46 839 | 343 | 224 | 83 | 22 | 14 | — | — | — | — | — | — | — | — |
| 81111 | Automotive mechanical & electrical R&M | 732 | 4 922 | 20 694 | 213 | 156 | 48 | 8 | 1 | — | — | — | — | — | — | — | — |
| 811111 | General automotive repair | 621 | 4 246 | 17 740 | 182 | 136 | 37 | 8 | 1 | — | — | — | — | — | — | — | — |
| 811112 | Automotive body, paint, interior & glass repair | 508 | 4 413 | 19 248 | 80 | 43 | 23 | 7 | 7 | — | — | — | — | — | — | — | — |
| 8111121 | Automotive body, paint & interior R&M | 489 | 4 242 | 18 602 | 74 | 39 | 21 | 7 | 7 | — | — | — | — | — | — | — | — |
| 811119 | Other automotive R&M | 395 | 1 576 | 6 897 | 50 | 25 | 12 | 7 | 6 | — | — | — | — | — | — | — | — |
| 811191 | Automotive oil change & lubrication shops | 113 | 410 | 1 579 | 10 | 3 | 2 | 2 | 3 | — | — | — | — | — | — | — | — |
| 811192 | Car washes | 259 | 931 | 4 335 | 36 | 21 | 7 | 5 | 3 | — | — | — | — | — | — | — | — |
| 8112 | Electronic & precision equipment R&M | 362 | 4 238 | 16 432 | 52 | 31 | 10 | 7 | 3 | 1 | — | — | — | — | — | — | — |
| 81121 | Electronic & precision equipment R&M | 362 | 4 238 | 16 432 | 52 | 31 | 10 | 7 | 3 | 1 | — | — | — | — | — | — | — |
| 811211 | Consumer electronics R&M | 117 | 1 580 | 5 646 | 9 | 6 | 1 | — | 1 | 1 | — | — | — | — | — | — | — |
| 811212 | Computer & office machine R&M | 166 | 1 909 | 7 246 | 25 | 12 | 5 | 7 | 1 | — | — | — | — | — | — | — | — |
| 8113 | Commercial equipment (exc auto & elec) R&M | 728 | 6 677 | 25 883 | 53 | 36 | 8 | 6 | 1 | — | 1 | — | — | — | — | — | — |
| 81131 | Commercial equipment (exc auto & elec) R&M | 728 | 6 677 | 25 883 | 53 | 36 | 8 | 6 | 1 | — | 1 | — | — | — | — | — | — |
| 811310 | Commercial equipment (exc auto & elec) R&M | 728 | 6 677 | 25 883 | 53 | 36 | 8 | 6 | 1 | — | 1 | — | — | — | — | — | — |
| 8114 | Personal & household goods R&M | 376 | 2 866</ | | | | | | | | | | | | | | |

Table 6. Counties—Employees, Payroll, and Establishments by Industry: 2001—Con.

[Excludes most government employees, railroad employees, and self-employed persons. Size class 1 to 4 includes establishments with payroll, but no employees, during mid-March pay period. (D) denotes figures withheld to avoid disclosing data for individual companies; the data are included in broader industry totals. Detailed industries with 100 or more employees are shown if industry was not a (D). For explanation of terms, abbreviations, and data reliability/comparability, see introductory text]

| NAICS code | Industry | Number of employees for week including March 12 | Payroll (\$1,000) | | Total number of establishments | Number of establishments by employment-size class | | | | | | | | | |
|--------------------|---|---|-------------------|------------------|--------------------------------|---|--------------|--------------|------------|------------|------------|------------|------------|---------------|--|
| | | | First quarter | Annual | | 1 to 4 | 5 to 9 | 10 to 19 | 20 to 49 | 50 to 99 | 100 to 249 | 250 to 499 | 500 to 999 | 1,000 or more | |
| MORRIS—Con. | | | | | | | | | | | | | | | |
| 81 | Other services (except public administration)—Con. | | | | | | | | | | | | | | |
| 812 | Personal & laundry services | 2 881 | 13 228 | 57 217 | 546 | 371 | 110 | 41 | 22 | — | 2 | — | — | — | |
| 8121 | Personal care services | 1 708 | 6 964 | 29 845 | 302 | 201 | 61 | 23 | 16 | — | 1 | — | — | — | |
| 81211 | Hair, nail & skin care services | 1 621 | 6 533 | 28 189 | 277 | 180 | 58 | 23 | 15 | — | 1 | — | — | — | |
| 812112 | Beauty salons | 1 507 | 6 129 | 26 504 | 225 | 132 | 55 | 22 | 15 | — | 1 | — | — | — | |
| 8122 | Death care services | 194 | 1 716 | 7 600 | 42 | 25 | 13 | 3 | 1 | — | — | — | — | — | |
| 81221 | Funeral homes | 124 | 1 202 | 5 388 | 26 | 15 | 8 | 3 | — | — | — | — | — | — | |
| 812210 | Funeral homes | 124 | 1 202 | 5 388 | 26 | 15 | 8 | 3 | — | — | — | — | — | — | |
| 8123 | Drycleaning & laundry services | 507 | 1 957 | 8 080 | 124 | 86 | 26 | 9 | 3 | — | — | — | — | — | |
| 81232 | Drycleaning & laundry services (exc coin-op) | 389 | 1 486 | 5 988 | 93 | 64 | 20 | 6 | 3 | — | — | — | — | — | |
| 812320 | Drycleaning & laundry services (exc coin-op) | 389 | 1 486 | 5 988 | 93 | 64 | 20 | 6 | 3 | — | — | — | — | — | |
| 8129 | Other personal services | 472 | 2 591 | 11 692 | 78 | 59 | 10 | 6 | 2 | — | 1 | — | — | — | |
| 81291 | Pet care (except veterinary) services | 323 | 1 941 | 8 630 | 29 | 20 | 4 | 3 | 1 | — | 1 | — | — | — | |
| 812910 | Pet care (except veterinary) services | 323 | 1 941 | 8 630 | 29 | 20 | 4 | 3 | 1 | — | 1 | — | — | — | |
| 813 | Religious, grantmaking, civic, prof & like organizations | 5 114 | 37 725 | 137 222 | 428 | 222 | 90 | 55 | 41 | 14 | 5 | 1 | — | — | |
| 8131 | Religious organizations | 2 848 | 11 273 | 44 869 | 242 | 103 | 63 | 34 | 31 | 10 | 1 | — | — | — | |
| 81311 | Religious organizations | 2 848 | 11 273 | 44 869 | 242 | 103 | 63 | 34 | 31 | 10 | 1 | — | — | — | |
| 813110 | Religious organizations | 2 848 | 11 273 | 44 869 | 242 | 103 | 63 | 34 | 31 | 10 | 1 | — | — | — | |
| 8132 | Grantmaking & giving services | 269 | 2 771 | 11 998 | 21 | 10 | 5 | 3 | 2 | — | 1 | — | — | — | |
| 81321 | Grantmaking & giving services | 269 | 2 771 | 11 998 | 21 | 10 | 5 | 3 | 2 | — | 1 | — | — | — | |
| 813211 | Grantmaking foundations | 185 | 2 010 | 8 824 | 14 | 9 | 2 | 1 | 1 | — | 1 | — | — | — | |
| 8133 | Social advocacy organizations | 167 | 1 065 | 4 365 | 18 | 8 | 4 | 5 | — | 1 | — | — | — | — | |
| 81331 | Social advocacy organizations | 167 | 1 065 | 4 365 | 18 | 8 | 4 | 5 | — | 1 | — | — | — | — | |
| 813312 | Environment & wildlife organizations | 140 | 895 | 3 567 | 12 | 4 | 3 | 4 | — | 1 | — | — | — | — | |
| 8134 | Civic & social organizations | 666 | 2 551 | 10 995 | 34 | 22 | 2 | 3 | 3 | 2 | 2 | — | — | — | |
| 81341 | Civic & social organizations | 666 | 2 551 | 10 995 | 34 | 22 | 2 | 3 | 3 | 2 | 2 | — | — | — | |
| 813410 | Civic & social organizations | 666 | 2 551 | 10 995 | 34 | 22 | 2 | 3 | 3 | 2 | 2 | — | — | — | |
| 8139 | Business, labor, political, like organizations | 1 164 | 20 065 | 64 995 | 113 | 79 | 16 | 10 | 5 | 1 | 1 | — | — | — | |
| 81391 | Business associations | 432 | 11 199 | 29 442 | 19 | 13 | 3 | 2 | — | — | 1 | — | — | — | |
| 813910 | Business associations | 432 | 11 199 | 29 442 | 19 | 13 | 3 | 2 | — | — | 1 | — | — | — | |
| 81392 | Professional organizations | 100 | 1 415 | 6 238 | 21 | 16 | 3 | 1 | 1 | — | — | — | — | — | |
| 813920 | Professional organizations | 100 | 1 415 | 6 238 | 21 | 16 | 3 | 1 | 1 | — | — | — | — | — | |
| 81393 | Labor unions & similar labor organizations | (C) | (D) | (D) | 28 | 19 | 3 | 4 | 2 | — | — | — | — | — | |
| 81399 | Oth similar organizations (exc business, prof, labor, pol) | 475 | 6 067 | 23 724 | 44 | 30 | 7 | 3 | 2 | 1 | 1 | — | — | — | |
| 813990 | Oth similar organizations (exc business, prof, labor, pol) | 475 | 6 067 | 23 724 | 44 | 30 | 7 | 3 | 2 | 1 | 1 | — | — | — | |
| 95 | Auxiliaries (exc corporate, subsidiary & regional mgt) | 5 851 | 132 718 | 537 229 | 44 | 11 | 6 | 5 | 4 | 6 | 5 | 5 | 1 | 1 | |
| 99 | Unclassified establishments | (C) | (D) | (D) | 155 | 150 | 4 | 1 | — | — | — | — | — | — | |
| OCEAN | | | | | | | | | | | | | | | |
| | Total | 113 947 | 734 343 | 3 225 019 | 11 226 | 6 770 | 2 145 | 1 198 | 731 | 220 | 131 | 26 | 1 | 4 | |
| 11 | Forestry, fishing, hunting, and agriculture support | 77 | 342 | 1 666 | 30 | 25 | 4 | — | 1 | — | — | — | — | — | |
| 21 | Mining | 99 | 1 067 | 4 686 | 13 | 7 | 3 | 2 | 1 | — | — | — | — | — | |
| 22 | Utilities | 1 002 | 26 932 | 81 738 | 22 | 5 | 2 | 2 | 9 | 2 | 1 | 1 | — | — | |
| 221 | Utilities | 1 002 | 26 932 | 81 738 | 22 | 5 | 2 | 2 | 9 | 2 | 1 | 1 | — | — | |
| 2211 | Elec pwr generation, transmsn & distribution | 741 | 23 402 | 69 275 | 13 | 3 | — | 1 | 6 | 2 | — | 1 | — | — | |
| 22111 | Electric power generation | (E) | (D) | (D) | 4 | 1 | — | — | 2 | — | — | 1 | — | — | |
| 22112 | Electric pwr transmsn, control & distribution .. | (E) | (D) | (D) | 9 | 2 | — | 1 | 4 | 2 | — | — | — | — | |
| 2212 | Natural gas distribution | (C) | (D) | (D) | 2 | — | — | — | 1 | — | 1 | — | — | — | |
| 22121 | Natural gas distribution | (C) | (D) | (D) | 2 | — | — | — | 1 | — | 1 | — | — | — | |
| 2213 | Water, sewage & other systems | (C) | (D) | (D) | 7 | 2 | 2 | 1 | 2 | — | — | — | — | — | |
| 22131 | Water supply & irrigation systems | (C) | (D) | (D) | 6 | 1 | 2 | 1 | 2 | — | — | — | — | — | |
| 23 | Construction | 8 239 | 64 386 | 308 614 | 1 711 | 1 230 | 268 | 142 | 56 | 11 | 4 | — | — | — | |
| 233 | Building, developing & general contracting | 1 956 | 14 542 | 69 850 | 471 | 342 | 84 | 32 | 12 | — | 1 | — | — | — | |
| 2332 | Residential building construction | 1 325 | 9 666 | 44 892 | 380 | 292 | 60 | 20 | 8 | — | — | — | — | — | |
| 23321 | Single-family housing construction | 1 278 | 9 398 | 42 763 | 361 | 279 | 54 | 20 | 8 | — | — | — | — | — | |
| 233210 | Single-family housing construction | 1 278 | 9 398 | 42 763 | 361 | 279 | 54 | 20 | 8 | — | — | — | — | — | |
| 2333 | Nonresidential building construction | 541 | 4 100 | 20 852 | 73 | 38 | 20 | 11 | 3 | — | 1 | — | — | — | |
| 23332 | Commercial & institutional bldg construction .. | 534 | 4 057 | 20 514 | 69 | 34 | 20 | 11 | 3 | — | 1 | — | — | — | |
| 233320 | Commercial & institutional bldg construction .. | 534 | 4 057 | 20 514 | 69 | 34 | 20 | 11 | 3 | — | 1 | — | — | — | |
| 234 | Heavy construction | 877 | 8 164 | 38 910 | 84 | 42 | 15 | 15 | 8 | 3 | 1 | — | — | — | |
| 2341 | Highway, street, bridge & tunnel construction ... | 177 | 1 296 | 6 605 | 16 | 10 | 3 | 1 | — | 2 | — | — | — | — | |
| 23411 | Highway & street construction | 177 | 1 296 | 6 605 | 16 | 10 | 3 | 1 | — | 2 | — | — | — | — | |
| 234110 | Highway & street construction | 177 | 1 296 | 6 605 | 16 | 10 | 3 | 1 | — | 2 | — | — | — | — | |
| 2349 | Other heavy construction | 700 | 6 868 | 32 305 | 68 | 32 | 12 | 14 | 8 | 1 | 1 | — | — | — | |
| 23491 | Water, sewer & pipeline construction | 267 | 3 750 | 16 220 | 14 | 5 | 1 | 2 | 5 | 1 | — | — | — | — | |
| 234910 | Water, sewer & pipeline construction | 267 | 3 750 | 16 220 | 14 | 5 | 1 | 2 | 5 | 1 | — | — | — | — | |
| 23492 | Pwr, communication transmsn line construction | (C) | (D) | (D) | 7 | 4 | — | 1 | 1 | — | 1 | — | — | — | |
| 23499 | All other heavy construction | 277 | 1 813 | 10 212 | 45 | 22 | 10 | 11 | 2 | — | — | — | — | — | |
| 234990 | All other heavy construction | 277 | 1 813 | 10 212 | 45 | 22 | 10 | 11 | 2 | — | — | — | — | — | |

See footnotes at end of table.

Table 6. Counties—Employees, Payroll, and Establishments by Industry: 2001—Con.

[Excludes most government employees, railroad employees, and self-employed persons. Size class 1 to 4 includes establishments with payroll, but no employees, during mid-March pay period. (D) denotes figures withheld to avoid disclosing data for individual companies; the data are included in broader industry totals. Detailed industries with 100 or more employees are shown if industry was not a (D). For explanation of terms, abbreviations, and data reliability/comparability, see introductory text]

| NAICS code | Industry | Number of employees for week including March 12 | Payroll (\$1,000) | | Total number of establishments | Number of establishments by employment-size class | | | | | | | | |
|-----------------------------|--|---|-------------------|----------------|--------------------------------|---|-----------|-----------|-----------|-----------|------------|------------|------------|---------------|
| | | | First quarter | Annual | | 1 to 4 | 5 to 9 | 10 to 19 | 20 to 49 | 50 to 99 | 100 to 249 | 250 to 499 | 500 to 999 | 1,000 or more |
| OCEAN—Con. | | | | | | | | | | | | | | |
| 23 Construction—Con. | | | | | | | | | | | | | | |
| 235 | Special trade contractors | 5 406 | 41 680 | 199 854 | 1 156 | 846 | 169 | 95 | 36 | 8 | 2 | - | - | - |
| 2351 | Plumbing, heating & AC contractor | 1 366 | 10 515 | 48 575 | 292 | 201 | 52 | 27 | 11 | 1 | - | - | - | - |
| 23511 | Plumbing, heating & AC contractor | 1 366 | 10 515 | 48 575 | 292 | 201 | 52 | 27 | 11 | 1 | - | - | - | - |
| 235110 | Plumbing, heating & AC contractor | 1 366 | 10 515 | 48 575 | 292 | 201 | 52 | 27 | 11 | 1 | - | - | - | - |
| 2352 | Painting & wall covering contractors | 249 | 1 195 | 5 926 | 82 | 69 | 6 | 5 | 2 | - | - | - | - | - |
| 23521 | Painting & wall covering contractors | 249 | 1 195 | 5 926 | 82 | 69 | 6 | 5 | 2 | - | - | - | - | - |
| 235210 | Painting & wall covering contractors | 249 | 1 195 | 5 926 | 82 | 69 | 6 | 5 | 2 | - | - | - | - | - |
| 2353 | Electrical contractors | 1 034 | 9 465 | 42 484 | 186 | 126 | 29 | 23 | 5 | 3 | - | - | - | - |
| 23531 | Electrical contractors | 1 034 | 9 465 | 42 484 | 186 | 126 | 29 | 23 | 5 | 3 | - | - | - | - |
| 235310 | Electrical contractors | 1 034 | 9 465 | 42 484 | 186 | 126 | 29 | 23 | 5 | 3 | - | - | - | - |
| 2354 | Masonry, drywall, insulation, tile contractors | 582 | 3 610 | 18 894 | 136 | 99 | 24 | 10 | 2 | - | 1 | - | - | - |
| 23541 | Masonry & stone contractors | 243 | 1 124 | 7 926 | 83 | 63 | 13 | 7 | - | - | - | - | - | - |
| 235410 | Masonry & stone contractors | 243 | 1 124 | 7 926 | 83 | 63 | 13 | 7 | - | - | - | - | - | - |
| 23542 | Drywall, acoustical & insulation contractors | 284 | 1 989 | 8 715 | 39 | 26 | 8 | 3 | 1 | - | 1 | - | - | - |
| 235420 | Drywall, acoustical & insulation contractors | 284 | 1 989 | 8 715 | 39 | 26 | 8 | 3 | 1 | - | 1 | - | - | - |
| 2355 | Carpentry & floor contractors | 776 | 5 924 | 28 775 | 162 | 127 | 20 | 6 | 7 | 2 | - | - | - | - |
| 23551 | Carpentry contractors | 598 | 4 687 | 22 923 | 117 | 88 | 17 | 6 | 4 | 2 | - | - | - | - |
| 235510 | Carpentry contractors | 598 | 4 687 | 22 923 | 117 | 88 | 17 | 6 | 4 | 2 | - | - | - | - |
| 23552 | Floor laying & other floor contractors | 178 | 1 237 | 5 852 | 45 | 39 | 3 | - | 3 | - | - | - | - | - |
| 235520 | Floor laying & other floor contractors | 178 | 1 237 | 5 852 | 45 | 39 | 3 | - | 3 | - | - | - | - | - |
| 2356 | Roofing, siding, & sheet metal contractors | 596 | 5 778 | 26 078 | 80 | 58 | 7 | 9 | 4 | 1 | 1 | - | - | - |
| 23561 | Roofing, siding, & sheet metal contractors | 596 | 5 778 | 26 078 | 80 | 58 | 7 | 9 | 4 | 1 | 1 | - | - | - |
| 235610 | Roofing, siding, & sheet metal contractors | 596 | 5 778 | 26 078 | 80 | 58 | 7 | 9 | 4 | 1 | 1 | - | - | - |
| 2357 | Concrete contractors | 186 | 1 222 | 7 571 | 43 | 31 | 7 | 3 | 2 | - | - | - | - | - |
| 23571 | Concrete contractors | 186 | 1 222 | 7 571 | 43 | 31 | 7 | 3 | 2 | - | - | - | - | - |
| 235710 | Concrete contractors | 186 | 1 222 | 7 571 | 43 | 31 | 7 | 3 | 2 | - | - | - | - | - |
| 2359 | Other special trade contractors | 589 | 3 827 | 20 773 | 166 | 128 | 22 | 12 | 3 | 1 | - | - | - | - |
| 23593 | Excavation contractors | 174 | 1 122 | 6 695 | 53 | 41 | 9 | 2 | - | 1 | - | - | - | - |
| 235930 | Excavation contractors | 174 | 1 122 | 6 695 | 53 | 41 | 9 | 2 | - | 1 | - | - | - | - |
| 23599 | All other special trade contractors | 234 | 1 554 | 8 291 | 79 | 63 | 10 | 5 | 1 | - | - | - | - | - |
| 235990 | All other special trade contractors | 234 | 1 554 | 8 291 | 79 | 63 | 10 | 5 | 1 | - | - | - | - | - |
| 31-33 | Manufacturing | 6 731 | 53 047 | 233 699 | 313 | 138 | 56 | 44 | 37 | 18 | 18 | 2 | - | - |
| 311 | Food mfg | 714 | 3 861 | 19 334 | 36 | 19 | 6 | 4 | 2 | 2 | 3 | - | - | - |
| 3113 | Sugar & confectionery product mfg | (C) | (D) | (D) | 4 | - | 2 | - | 1 | - | 1 | - | - | - |
| 31133 | Confectionery mfg from purchased chocolate | (C) | (D) | (D) | 3 | - | 1 | - | 1 | - | 1 | - | - | - |
| 3115 | Dairy product mfg | (E) | (D) | (D) | 2 | - | - | - | - | - | 2 | - | - | - |
| 31151 | Dairy product (exc frozen) mfg | (C) | (D) | (D) | 1 | - | - | - | - | - | 1 | - | - | - |
| 31152 | Ice cream & frozen dessert mfg | (C) | (D) | (D) | 1 | - | - | - | - | - | 1 | - | - | - |
| 3118 | Bakeries & tortilla mfg | 147 | 572 | 2 774 | 23 | 16 | 4 | 1 | 1 | 1 | - | - | - | - |
| 31181 | Bread & bakery product mfg | 147 | 572 | 2 774 | 23 | 16 | 4 | 1 | 1 | 1 | - | - | - | - |
| 313 | Textile mills | 146 | 922 | 4 542 | 6 | 3 | - | - | 2 | 1 | - | - | - | - |
| 3132 | Fabric mills | (C) | (D) | (D) | 3 | 1 | - | - | 1 | 1 | - | - | - | - |
| 314 | Textile product mills | 381 | 1 703 | 6 146 | 16 | 8 | 3 | 1 | 1 | 1 | 2 | - | - | - |
| 3141 | Textile furnishings mills | (E) | (D) | (D) | 6 | 3 | - | - | - | 1 | 2 | - | - | - |
| 31412 | Curtain & linen mills | (E) | (D) | (D) | 6 | 3 | - | - | - | 1 | 2 | - | - | - |
| 321 | Wood product mfg | 174 | 1 401 | 6 151 | 12 | 6 | 1 | 2 | 2 | 1 | - | - | - | - |
| 3219 | Other wood product mfg | (C) | (D) | (D) | 10 | 5 | 1 | 2 | 1 | 1 | - | - | - | - |
| 32191 | Millwork | 118 | 1 029 | 4 603 | 7 | 3 | - | 2 | 1 | 1 | - | - | - | - |
| 323 | Printing & related support activities | 284 | 1 721 | 7 190 | 34 | 18 | 10 | 4 | 1 | - | 1 | - | - | - |
| 3231 | Printing & related support activities | 284 | 1 721 | 7 190 | 34 | 18 | 10 | 4 | 1 | - | 1 | - | - | - |
| 32311 | Printing | 268 | 1 595 | 6 697 | 30 | 15 | 10 | 3 | 1 | - | 1 | - | - | - |
| 323113 | Commercial screen printing | 122 | 530 | 2 271 | 6 | 3 | 1 | 1 | - | - | 1 | - | - | - |
| 325 | Chemical mfg | 1 010 | 8 370 | 35 011 | 8 | 1 | 1 | - | 1 | 1 | 2 | 2 | - | - |
| 3254 | Pharmaceutical & medicine mfg | (F) | (D) | (D) | 4 | 1 | - | - | 1 | - | 1 | 1 | - | - |
| 32541 | Pharmaceutical & medicine mfg | (F) | (D) | (D) | 4 | 1 | - | - | 1 | - | 1 | 1 | - | - |
| 3256 | Soap, cleaners & toilet preparation mfg | (E) | (D) | (D) | 2 | - | - | - | - | - | 1 | 1 | - | - |
| 32562 | Toilet preparation mfg | (E) | (D) | (D) | 2 | - | - | - | - | - | 1 | 1 | - | - |
| 326 | Plastics & rubber products mfg | (E) | (D) | (D) | 10 | - | 1 | 3 | 3 | 2 | 1 | - | - | - |
| 3261 | Plastics product mfg | (E) | (D) | (D) | 8 | - | - | 2 | 3 | 2 | 1 | - | - | - |
| 32619 | Other plastics product mfg | 281 | 2 424 | 10 173 | 6 | - | - | 1 | 3 | 1 | 1 | - | - | - |
| 326199 | All other plastics product mfg | 281 | 2 424 | 10 173 | 6 | - | - | 1 | 3 | 1 | 1 | - | - | - |
| 327 | Nonmetallic mineral product mfg | 774 | 7 383 | 43 755 | 14 | 1 | 1 | 6 | 2 | - | 4 | - | - | - |
| 3273 | Cement & concrete product mfg | 697 | 6 817 | 41 429 | 9 | 1 | - | 3 | 1 | - | 4 | - | - | - |
| 32732 | Ready-mix concrete mfg | (E) | (D) | (D) | 3 | - | - | 2 | - | - | 1 | - | - | - |
| 32733 | Concrete pipe, brick & block mfg | (E) | (D) | (D) | 3 | - | - | - | - | - | 3 | - | - | - |
| 332 | Fabricated metal product mfg | 454 | 3 501 | 14 103 | 46 | 24 | 10 | 5 | 5 | 2 | - | - | - | - |
| 3327 | Mach shops, turn prod, screw, nut, bolt mfg | 145 | 1 245 | 5 022 | 18 | 11 | 3 | 2 | 1 | 1 | - | - | - | - |
| 33271 | Machine shops | (C) | (D) | (D) | 16 | 11 | 3 | 1 | - | 1 | - | - | - | - |
| 333 | Machinery mfg | 643 | 5 408 | 22 145 | 20 | 5 | 4 | 4 | 4 | 1 | 2 | - | - | - |
| 3333 | Commercial & service industry machinery mfg .. | (C) | (D) | (D) | 2 | 1 | - | - | - | - | 1 | - | - | - |
| 33331 | Commercial & service industry machinery mfg | (C) | (D) | (D) | 2 | 1 | - | - | - | - | 1 | - | - | - |
| 3339 | Other general purpose machinery mfg | 313 | 3 316 | 14 088 | 7 | - | 2 | 2 | 1 | 1 | 1 | - | - | - |
| 33391 | Pump & compressor mfg | (C) | (D) | (D) | 1 | - | - | - | - | - | 1 | - | - | - |
| 33399 | All other general purpose machinery mfg | (C) | (D) | (D) | 5 | - | 2 | 1 | 1 | 1 | - | - | - | - |
| 334 | Computer & electronic product mfg | 392 | 2 816 | 12 274 | 13 | 6 | 1 | 1 | 2 | 2 | 1 | - | - | - |
| 3344 | Semiconductor & oth electronic component mfg | 292 | 2 010 | 8 251 | 6 | 3 | - | - | - | 2 | 1 | - | - | - |
| 33441 | Semiconductor & oth electronic component mfg | 292 | 2 010 | 8 251 | 6 | 3 | - | - | - | 2 | 1 | - | - | - |

See footnotes at end of table.

Table 6. Counties—Employees, Payroll, and Establishments by Industry: 2001—Con.

[Excludes most government employees, railroad employees, and self-employed persons. Size class 1 to 4 includes establishments with payroll, but no employees, during mid-March pay period. (D) denotes figures withheld to avoid disclosing data for individual companies; the data are included in broader industry totals. Detailed industries with 100 or more employees are shown if industry was not a (D). For explanation of terms, abbreviations, and data reliability/comparability, see introductory text]

| NAICS code | Industry | Number of employees for week including March 12 | Payroll (\$1,000) | | Total number of establishments | Number of establishments by employment-size class | | | | | | | | | | | | | | | | | | | | | |
|---------------------------------|--|---|-------------------|----------------|--------------------------------|---|------------|------------|------------|-----------|------------|------------|------------|---------------|---|---|---|--|--|--|--|--|--|--|--|--|--|
| | | | First quarter | Annual | | 1 to 4 | 5 to 9 | 10 to 19 | 20 to 49 | 50 to 99 | 100 to 249 | 250 to 499 | 500 to 999 | 1,000 or more | | | | | | | | | | | | | |
| OCEAN—Con. | | | | | | | | | | | | | | | | | | | | | | | | | | | |
| 31-33 Manufacturing—Con. | | | | | | | | | | | | | | | | | | | | | | | | | | | |
| 336 | Transportation equipment mfg | 152 | 1 480 | 6 554 | 12 | 8 | 2 | — | 1 | 1 | — | — | — | — | — | — | — | | | | | | | | | | |
| 337 | Furniture & related product mfg | 442 | 3 854 | 14 408 | 27 | 11 | 4 | 6 | 4 | 1 | 1 | — | — | — | — | — | — | | | | | | | | | | |
| 3371 | HH & institutional furniture & kitchen cabinet mfg | (C) | (D) | (D) | 21 | 10 | 4 | 5 | 1 | 1 | — | — | — | — | — | — | — | | | | | | | | | | |
| 33711 | Wood kitchen cabinet & countertop mfg | 109 | 818 | 3 449 | 16 | 8 | 3 | 5 | — | — | — | — | — | — | — | — | — | | | | | | | | | | |
| 337110 | Wood kitchen cabinet & countertop mfg | 109 | 818 | 3 449 | 16 | 8 | 3 | 5 | — | — | — | — | — | — | — | — | — | | | | | | | | | | |
| 33712 | Household & institutional furniture mfg | (C) | (D) | (D) | 5 | 2 | 1 | — | 1 | 1 | — | — | — | — | — | — | — | | | | | | | | | | |
| 3372 | Office furniture (including fixtures) mfg | 172 | 1 955 | 6 395 | 5 | 1 | — | 1 | 2 | — | 1 | — | — | — | — | — | — | | | | | | | | | | |
| 33721 | Office furniture (including fixtures) mfg | 172 | 1 955 | 6 395 | 5 | 1 | — | 1 | 2 | — | 1 | — | — | — | — | — | — | | | | | | | | | | |
| 339 | Miscellaneous mfg | 480 | 4 379 | 16 864 | 37 | 22 | 4 | 6 | 3 | 1 | 1 | — | — | — | — | — | — | | | | | | | | | | |
| 3391 | Medical equipment & supplies mfg | 384 | 3 628 | 13 921 | 18 | 8 | 4 | 1 | 3 | 1 | 1 | — | — | — | — | — | — | | | | | | | | | | |
| 33911 | Medical equipment & supplies mfg | 384 | 3 628 | 13 921 | 18 | 8 | 4 | 1 | 3 | 1 | 1 | — | — | — | — | — | — | | | | | | | | | | |
| 42 | Wholesale trade | 3 531 | 29 340 | 125 529 | 437 | 268 | 82 | 44 | 33 | 6 | 4 | — | — | — | — | — | — | | | | | | | | | | |
| 421 | Wholesale trade, durable goods | 2 242 | 19 382 | 82 306 | 275 | 160 | 58 | 34 | 17 | 3 | 3 | — | — | — | — | — | — | | | | | | | | | | |
| 4211 | Motor vehicle, motor vehicle pt & supply whsle | 552 | 4 259 | 18 365 | 40 | 16 | 15 | 6 | — | 1 | 2 | — | — | — | — | — | — | | | | | | | | | | |
| 42112 | Motor vehicle supplies & new parts whsle | 355 | 2 723 | 11 993 | 21 | 6 | 8 | 5 | — | 1 | 1 | — | — | — | — | — | — | | | | | | | | | | |
| 421120 | Motor vehicle supplies & new parts whsle | 355 | 2 723 | 11 993 | 21 | 6 | 8 | 5 | — | 1 | 1 | — | — | — | — | — | — | | | | | | | | | | |
| 42114 | Motor vehicle parts (used) whsle | 156 | 1 135 | 4 725 | 10 | 4 | 5 | — | — | — | — | — | — | — | — | — | — | | | | | | | | | | |
| 421140 | Motor vehicle parts (used) whsle | 156 | 1 135 | 4 725 | 10 | 4 | 5 | — | — | — | — | — | — | — | — | — | — | | | | | | | | | | |
| 4212 | Furniture & home furnishing whsle | 301 | 1 553 | 6 384 | 15 | 9 | 2 | 1 | 1 | 1 | 1 | — | — | — | — | — | — | | | | | | | | | | |
| 42122 | Home furnishing whsle | 295 | 1 526 | 6 214 | 12 | 6 | 2 | 1 | 1 | 1 | 1 | — | — | — | — | — | — | | | | | | | | | | |
| 421220 | Home furnishing whsle | 295 | 1 526 | 6 214 | 12 | 6 | 2 | 1 | 1 | 1 | 1 | — | — | — | — | — | — | | | | | | | | | | |
| 4213 | Lumber & other construction materials whsle | 134 | 1 101 | 5 229 | 16 | 6 | 5 | 4 | 1 | — | — | — | — | — | — | — | — | | | | | | | | | | |
| 4214 | Professional & commercial equip & supp whsle | 267 | 2 324 | 11 236 | 48 | 27 | 11 | 8 | 2 | — | — | — | — | — | — | — | — | | | | | | | | | | |
| 42145 | Medical, dental, hospital equip & supp whsle | 169 | 1 322 | 6 451 | 19 | 7 | 4 | 6 | 2 | — | — | — | — | — | — | — | — | | | | | | | | | | |
| 421450 | Medical, dental, hospital equip & supp whsle | 169 | 1 322 | 6 451 | 19 | 7 | 4 | 6 | 2 | — | — | — | — | — | — | — | — | | | | | | | | | | |
| 4216 | Electrical goods whsle | 211 | 2 458 | 9 335 | 35 | 24 | 4 | 4 | 3 | — | — | — | — | — | — | — | — | | | | | | | | | | |
| 42161 | Elec equip, wiring supp, const material whsle | 111 | 1 023 | 4 658 | 14 | 9 | 3 | — | 2 | — | — | — | — | — | — | — | — | | | | | | | | | | |
| 421610 | Elec equip, wiring supp, const material whsle | 111 | 1 023 | 4 658 | 14 | 9 | 3 | — | 2 | — | — | — | — | — | — | — | — | | | | | | | | | | |
| 4217 | Hardware, plumb & heating equip & sup whsle | 230 | 2 126 | 8 607 | 19 | 9 | 6 | — | 3 | 1 | — | — | — | — | — | — | — | | | | | | | | | | |
| 42171 | Hardware whsle | 155 | 1 469 | 6 010 | 8 | 4 | 2 | — | 1 | 1 | — | — | — | — | — | — | — | | | | | | | | | | |
| 421710 | Hardware whsle | 155 | 1 469 | 6 010 | 8 | 4 | 2 | — | 1 | 1 | — | — | — | — | — | — | — | | | | | | | | | | |
| 4218 | Machinery, equipment & supplies whsle | 245 | 2 860 | 11 476 | 53 | 38 | 5 | 7 | 3 | — | — | — | — | — | — | — | — | | | | | | | | | | |
| 4219 | Miscellaneous durable goods whsle | 252 | 2 291 | 9 971 | 42 | 29 | 7 | 2 | 4 | — | — | — | — | — | — | — | — | | | | | | | | | | |
| 42199 | Other miscellaneous durable goods whsle | 119 | 1 377 | 4 560 | 18 | 13 | 2 | 1 | 2 | — | — | — | — | — | — | — | — | | | | | | | | | | |
| 421990 | Other miscellaneous durable goods whsle | 119 | 1 377 | 4 560 | 18 | 13 | 2 | 1 | 2 | — | — | — | — | — | — | — | — | | | | | | | | | | |
| 422 | Wholesale trade, nondurable goods | 1 289 | 9 958 | 43 223 | 162 | 108 | 24 | 10 | 16 | 3 | 1 | — | — | — | — | — | — | | | | | | | | | | |
| 4221 | Paper & paper product whsle | 165 | 961 | 4 372 | 13 | 9 | 2 | 1 | — | — | — | — | — | — | — | — | — | | | | | | | | | | |
| 42212 | Stationery & office supplies whsle | 139 | 887 | 4 059 | 9 | 7 | 1 | — | — | — | 1 | — | — | — | — | — | — | | | | | | | | | | |
| 422120 | Stationery & office supplies whsle | 139 | 887 | 4 059 | 9 | 7 | 1 | — | — | — | 1 | — | — | — | — | — | — | | | | | | | | | | |
| 4222 | Drugs & druggists' sundries whsle | (C) | (D) | (D) | 7 | 4 | — | — | 3 | — | — | — | — | — | — | — | — | | | | | | | | | | |
| 42221 | Drugs & druggists' sundries whsle | (C) | (D) | (D) | 7 | 4 | — | — | 3 | — | — | — | — | — | — | — | — | | | | | | | | | | |
| 4224 | Grocery & related product whsle | 597 | 4 297 | 18 767 | 59 | 32 | 11 | 5 | 9 | 2 | — | — | — | — | — | — | — | | | | | | | | | | |
| 42249 | Other grocery & related products whsle | 200 | 1 589 | 7 015 | 16 | 7 | 5 | — | 3 | 1 | — | — | — | — | — | — | — | | | | | | | | | | |
| 422490 | Other grocery & related products whsle | 200 | 1 589 | 7 015 | 16 | 7 | 5 | — | 3 | 1 | — | — | — | — | — | — | — | | | | | | | | | | |
| 4226 | Chemical & allied products whsle | 182 | 2 428 | 9 457 | 22 | 16 | 2 | 1 | 2 | 1 | — | — | — | — | — | — | — | | | | | | | | | | |
| 42269 | Other chemical & allied products whsle | 157 | 2 243 | 8 596 | 16 | 11 | 2 | 1 | 1 | 1 | — | — | — | — | — | — | — | | | | | | | | | | |
| 422690 | Other chemical & allied products whsle | 157 | 2 243 | 8 596 | 16 | 11 | 2 | 1 | 1 | 1 | — | — | — | — | — | — | — | | | | | | | | | | |
| 4229 | Miscellaneous nondurable goods whsle | 125 | 730 | 3 801 | 36 | 28 | 6 | 1 | 1 | — | — | — | — | — | — | — | — | | | | | | | | | | |
| 44-45 | Retail trade | 24 661 | 170 026 | 554 620 | 1 988 | 1 004 | 438 | 303 | 158 | 43 | 29 | 13 | — | — | — | — | — | | | | | | | | | | |
| 441 | Motor vehicle & parts dealers | 2 742 | 23 835 | 109 349 | 218 | 106 | 39 | 35 | 26 | 10 | 2 | — | — | — | — | — | — | | | | | | | | | | |
| 4411 | Automobile dealers | 1 606 | 17 232 | 78 498 | 77 | 39 | 9 | 6 | 11 | 10 | 2 | — | — | — | — | — | — | | | | | | | | | | |
| 44111 | New car dealers | 1 539 | 16 758 | 76 361 | 43 | 11 | 3 | 6 | 11 | 10 | 2 | — | — | — | — | — | — | | | | | | | | | | |
| 441110 | New car dealers | 1 539 | 16 758 | 76 361 | 43 | 11 | 3 | 6 | 11 | 10 | 2 | — | — | — | — | — | — | | | | | | | | | | |
| 4412 | Other motor vehicle dealers | 547 | 3 445 | 16 651 | 74 | 45 | 8 | 12 | 9 | — | — | — | — | — | — | — | — | | | | | | | | | | |
| 44122 | Motorcycle & boat & other MV dealers | 501 | 3 122 | 14 659 | 70 | 42 | 8 | 12 | 8 | — | — | — | — | — | — | — | — | | | | | | | | | | |
| 441222 | Boat dealers | 446 | 2 788 | 13 172 | 59 | 34 | 7 | 11 | 7 | — | — | — | — | — | — | — | — | | | | | | | | | | |
| 4413 | Automotive parts, accessories & tire stores | 589 | 3 158 | 14 200 | 67 | 22 | 22 | 17 | 6 | — | — | — | — | — | — | — | — | | | | | | | | | | |
| 44131 | Automotive parts, accessories & tire stores | 444 | 2 093 | 9 723 | 45 | 14 | 13 | 12 | 6 | — | — | — | — | — | — | — | — | | | | | | | | | | |
| 441310 | Automotive parts, accessories & tire stores | 444 | 2 093 | 9 723 | 45 | 14 | 13 | 12 | 6 | — | — | — | — | — | — | — | — | | | | | | | | | | |
| 44132 | Tire dealers | 145 | 1 065 | 4 477 | 22 | 8 | 9 | 5 | — | — | — | — | — | — | — | — | — | | | | | | | | | | |
| 441320 | Tire dealers | 145 | 1 065 | 4 477 | 22 | 8 | 9 | 5 | — | — | — | — | — | — | — | — | — | | | | | | | | | | |
| 442 | Furniture & home furnishing stores | 857 | 5 473 | 21 601 | 115 | 57 | 34 | 16 | 7 | 1 | — | — | — | — | — | — | — | | | | | | | | | | |
| 4421 | Furniture stores | 396 | 3 473 | 13 025 | 52 | 28 | 11 | 10 | 2 | 1 | — | — | — | — | — | — | — | | | | | | | | | | |
| 44211 | Furniture stores | 396 | 3 473 | 13 025 | 52 | 28 | 11 | 10 | 2 | 1 | — | — | — | — | — | — | — | | | | | | | | | | |
| 442110 | Furniture stores | 396 | 3 473 | 13 025 | 52 | 28 | 11 | 10 | 2 | 1 | — | — | — | — | — | — | — | | | | | | | | | | |
| 4422 | Home furnishings stores | 461 | 2 000 | 8 576 | 63 | 29 | 23 | 6 | 5 | — | — | — | — | — | — | — | — | | | | | | | | | | |
| 44221 | Floor covering stores | 148 | 772 | 3 410 | 25 | 14 | 9 | 1 | 1 | — | — | — | — | — | — | — | — | | | | | | | | | | |
| 442210 | Floor covering stores | 148 | 772 | 3 410 | 25 | 14 | 9 | 1 | 1 | — | — | — | — | — | — | — | — | | | | | | | | | | |
| 44229 | Other home furnishings stores | 313 | 1 228 | 5 166 | 38 | 15 | 14 | 5 | 4 | — | — | — | — | — | — | — | — | | | | | | | | | | |
| 442299 | All other home furnishings stores | 286 | 1 083 | 4 543 | 30 | 10 | 11 | 5 | 4 | — | — | — | — | — | — | — | — | | | | | | | | | | |
| 443 | Electronics & appliance stores | 540 | 3 321 | 13 015 | 80 | 44 | 21 | 10 | 3 | 2 | — | — | — | — | — | — | — | | | | | | | | | | |
| 4431 | Electronics & appliance stores | 540 | 3 321 | 13 015 | 80 | 44 | 21 | 10 | 3 | 2 | — | — | — | — | — | — | — | | | | | | | | | | |
| 44311 | Appliance, TV & all other electronics stores | 356 | 2 050 | 8 332 | | | | | | | | | | | | | | | | | | | | | | | |

Table 6. Counties—Employees, Payroll, and Establishments by Industry: 2001—Con.

[Excludes most government employees, railroad employees, and self-employed persons. Size class 1 to 4 includes establishments with payroll, but no employees, during mid-March pay period. (D) denotes figures withheld to avoid disclosing data for individual companies; the data are included in broader industry totals. Detailed industries with 100 or more employees are shown if industry was not a (D). For explanation of terms, abbreviations, and data reliability/comparability, see introductory text]

| NAICS code | Industry | Number of employees for week including March 12 | Payroll (\$1,000) | | Total number of establishments | Number of establishments by employment-size class | | | | | | | | | | | | | | | | | | | | |
|--------------------------------|--|---|-------------------|---------|--------------------------------|---|--------|----------|----------|----------|------------|------------|------------|---------------|--|--|--|--|--|--|--|--|--|--|--|--|
| | | | First quarter | Annual | | 1 to 4 | 5 to 9 | 10 to 19 | 20 to 49 | 50 to 99 | 100 to 249 | 250 to 499 | 500 to 999 | 1,000 or more | | | | | | | | | | | | |
| OCEAN—Con. | | | | | | | | | | | | | | | | | | | | | | | | | | |
| 44-45 Retail trade—Con. | | | | | | | | | | | | | | | | | | | | | | | | | | |
| 444 | Bldg material & garden equip & supp dealers | 2 257 | 15 297 | 67 839 | 132 | 65 | 24 | 22 | 12 | 4 | 3 | 2 | — | — | | | | | | | | | | | | |
| 4441 | Building material & supplies dealers | 2 131 | 14 869 | 65 156 | 108 | 49 | 19 | 20 | 11 | 4 | 3 | 2 | — | — | | | | | | | | | | | | |
| 44411 | Home centers (F) | — | — | — | 10 | 2 | 1 | 2 | — | — | 1 | 2 | — | — | | | | | | | | | | | | |
| 44413 | Hardware stores (D) | 124 | 473 | 2 340 | 17 | 9 | 3 | 4 | 1 | — | — | — | — | — | | | | | | | | | | | | |
| 444130 | Hardware stores | 124 | 473 | 2 340 | 17 | 9 | 3 | 4 | 1 | — | — | — | — | — | | | | | | | | | | | | |
| 44419 | Other building material dealers | 1 086 | 9 020 | 39 399 | 69 | 30 | 14 | 12 | 7 | 4 | 2 | — | — | — | | | | | | | | | | | | |
| 444190 | Other building material dealers | 1 086 | 9 020 | 39 399 | 69 | 30 | 14 | 12 | 7 | 4 | 2 | — | — | — | | | | | | | | | | | | |
| 4442 | Lawn & garden equip & supplies stores | 126 | 428 | 2 683 | 24 | 16 | 5 | 2 | 1 | — | — | — | — | — | | | | | | | | | | | | |
| 445 | Food & beverage stores | 7 371 | 31 791 | 141 116 | 374 | 179 | 71 | 47 | 45 | 12 | 14 | 6 | — | — | | | | | | | | | | | | |
| 4451 | Grocery stores | 6 230 | 27 888 | 122 467 | 208 | 84 | 34 | 26 | 35 | 10 | 13 | 6 | — | — | | | | | | | | | | | | |
| 44511 | Grocery (except convenience) stores | 4 992 | 23 597 | 103 536 | 110 | 50 | 17 | 5 | 11 | 8 | 13 | 6 | — | — | | | | | | | | | | | | |
| 445110 | Grocery (except convenience) stores | 4 992 | 23 597 | 103 536 | 110 | 50 | 17 | 5 | 11 | 8 | 13 | 6 | — | — | | | | | | | | | | | | |
| 44512 | Convenience stores | 1 238 | 4 291 | 18 931 | 98 | 34 | 17 | 21 | 24 | 2 | — | — | — | — | | | | | | | | | | | | |
| 445120 | Convenience stores | 1 238 | 4 291 | 18 931 | 98 | 34 | 17 | 21 | 24 | 2 | — | — | — | — | | | | | | | | | | | | |
| 4452 | Specialty food stores | 333 | 1 185 | 6 457 | 86 | 65 | 15 | 2 | 3 | 1 | — | — | — | — | | | | | | | | | | | | |
| 44521 | Meat markets | 133 | 500 | 2 292 | 23 | 17 | 2 | 2 | 2 | — | — | — | — | — | | | | | | | | | | | | |
| 445210 | Meat markets | 133 | 500 | 2 292 | 23 | 17 | 2 | 2 | 2 | — | — | — | — | — | | | | | | | | | | | | |
| 44529 | Other specialty food stores | 126 | 445 | 2 216 | 36 | 28 | 7 | — | — | 1 | — | — | — | — | | | | | | | | | | | | |
| 4453 | Beer, wine & liquor stores | 808 | 2 718 | 12 192 | 80 | 30 | 22 | 19 | 7 | 1 | 1 | — | — | — | | | | | | | | | | | | |
| 44531 | Beer, wine & liquor stores | 808 | 2 718 | 12 192 | 80 | 30 | 22 | 19 | 7 | 1 | 1 | — | — | — | | | | | | | | | | | | |
| 445310 | Beer, wine & liquor stores | 808 | 2 718 | 12 192 | 80 | 30 | 22 | 19 | 7 | 1 | 1 | — | — | — | | | | | | | | | | | | |
| 446 | Health & personal care stores | 1 715 | 8 278 | 36 497 | 164 | 68 | 33 | 39 | 22 | 2 | — | — | — | — | | | | | | | | | | | | |
| 4461 | Health & personal care stores | 1 715 | 8 278 | 36 497 | 164 | 68 | 33 | 39 | 22 | 2 | — | — | — | — | | | | | | | | | | | | |
| 44611 | Pharmacies & drug stores | 1 274 | 5 871 | 26 018 | 79 | 10 | 14 | 34 | 20 | 1 | — | — | — | — | | | | | | | | | | | | |
| 446110 | Pharmacies & drug stores | 1 274 | 5 871 | 26 018 | 79 | 10 | 14 | 34 | 20 | 1 | — | — | — | — | | | | | | | | | | | | |
| 44613 | Optical goods stores | 147 | 829 | 3 341 | 33 | 22 | 9 | 2 | — | — | — | — | — | — | | | | | | | | | | | | |
| 446130 | Optical goods stores | 147 | 829 | 3 341 | 33 | 22 | 9 | 2 | — | — | — | — | — | — | | | | | | | | | | | | |
| 44619 | Other health & personal care stores | 218 | 1 440 | 6 536 | 40 | 29 | 7 | 2 | 1 | 1 | — | — | — | — | | | | | | | | | | | | |
| 446199 | All other health & personal care stores | 162 | 1 224 | 5 559 | 22 | 16 | 3 | 1 | 1 | 1 | — | — | — | — | | | | | | | | | | | | |
| 447 | Gasoline stations | 887 | 3 598 | 15 167 | 148 | 76 | 47 | 20 | 5 | — | — | — | — | — | | | | | | | | | | | | |
| 4471 | Gasoline stations | 887 | 3 598 | 15 167 | 148 | 76 | 47 | 20 | 5 | — | — | — | — | — | | | | | | | | | | | | |
| 44711 | Gasoline stations with convenience stores | 218 | 770 | 3 450 | 36 | 19 | 9 | 7 | 1 | — | — | — | — | — | | | | | | | | | | | | |
| 447110 | Gasoline stations with convenience stores | 218 | 770 | 3 450 | 36 | 19 | 9 | 7 | 1 | — | — | — | — | — | | | | | | | | | | | | |
| 44719 | Other gasoline stations | 669 | 2 828 | 11 717 | 112 | 57 | 38 | 13 | 4 | — | — | — | — | — | | | | | | | | | | | | |
| 447190 | Other gasoline stations | 669 | 2 828 | 11 717 | 112 | 57 | 38 | 13 | 4 | — | — | — | — | — | | | | | | | | | | | | |
| 448 | Clothing & clothing accessories stores | 2 391 | 7 538 | 33 614 | 292 | 134 | 74 | 62 | 18 | 3 | 1 | — | — | — | | | | | | | | | | | | |
| 4481 | Clothing stores | 1 763 | 5 310 | 24 075 | 189 | 84 | 41 | 46 | 14 | 3 | 1 | — | — | — | | | | | | | | | | | | |
| 44811 | Men's clothing stores | 300 | 904 | 3 842 | 26 | 11 | 5 | 8 | 1 | — | 1 | — | — | — | | | | | | | | | | | | |
| 448110 | Men's clothing stores | 300 | 904 | 3 842 | 26 | 11 | 5 | 8 | 1 | — | 1 | — | — | — | | | | | | | | | | | | |
| 44812 | Women's clothing stores | 513 | 1 435 | 6 561 | 64 | 23 | 17 | 21 | 3 | — | — | — | — | — | | | | | | | | | | | | |
| 448120 | Women's clothing stores | 513 | 1 435 | 6 561 | 64 | 23 | 17 | 21 | 3 | — | — | — | — | — | | | | | | | | | | | | |
| 44813 | Children's & infants' clothing stores | 118 | 309 | 1 420 | 14 | 8 | 2 | 2 | 2 | — | — | — | — | — | | | | | | | | | | | | |
| 448130 | Children's & infants' clothing stores | 118 | 309 | 1 420 | 14 | 8 | 2 | 2 | 2 | — | — | — | — | — | | | | | | | | | | | | |
| 44814 | Family clothing stores | 637 | 2 084 | 9 417 | 40 | 12 | 7 | 12 | 6 | 3 | — | — | — | — | | | | | | | | | | | | |
| 448140 | Family clothing stores | 637 | 2 084 | 9 417 | 40 | 12 | 7 | 12 | 6 | 3 | — | — | — | — | | | | | | | | | | | | |
| 44819 | Other clothing stores | 127 | 352 | 1 886 | 32 | 23 | 6 | 2 | 1 | — | — | — | — | — | | | | | | | | | | | | |
| 448190 | Other clothing stores | 127 | 352 | 1 886 | 32 | 23 | 6 | 2 | 1 | — | — | — | — | — | | | | | | | | | | | | |
| 4482 | Shoe stores | 360 | 1 111 | 4 876 | 48 | 17 | 18 | 10 | 3 | — | — | — | — | — | | | | | | | | | | | | |
| 44821 | Shoe stores | 360 | 1 111 | 4 876 | 48 | 17 | 18 | 10 | 3 | — | — | — | — | — | | | | | | | | | | | | |
| 448210 | Shoe stores | 360 | 1 111 | 4 876 | 48 | 17 | 18 | 10 | 3 | — | — | — | — | — | | | | | | | | | | | | |
| 4483 | Jewelry, luggage & leather goods stores | 268 | 1 117 | 4 663 | 55 | 33 | 15 | 6 | 1 | — | — | — | — | — | | | | | | | | | | | | |
| 44831 | Jewelry stores | 245 | 1 072 | 4 479 | 52 | 32 | 14 | 5 | 1 | — | — | — | — | — | | | | | | | | | | | | |
| 448310 | Jewelry stores | 245 | 1 072 | 4 479 | 52 | 32 | 14 | 5 | 1 | — | — | — | — | — | | | | | | | | | | | | |
| 451 | Sporting goods, hobby, book & music stores | 770 | 2 543 | 13 148 | 119 | 74 | 22 | 18 | 3 | 2 | — | — | — | — | | | | | | | | | | | | |
| 4511 | Sporting goods, hobby, musical instrument stores | 586 | 1 935 | 9 167 | 85 | 52 | 15 | 14 | 2 | 2 | — | — | — | — | | | | | | | | | | | | |
| 45111 | Sporting goods stores | 233 | 816 | 4 637 | 51 | 36 | 9 | 4 | 2 | — | — | — | — | — | | | | | | | | | | | | |
| 451110 | Sporting goods stores | 233 | 816 | 4 637 | 51 | 36 | 9 | 4 | 2 | — | — | — | — | — | | | | | | | | | | | | |
| 45112 | Hobby, toy & game stores | 284 | 856 | 3 486 | 26 | 14 | 3 | 7 | — | 2 | — | — | — | — | | | | | | | | | | | | |
| 451120 | Hobby, toy & game stores | 284 | 856 | 3 486 | 26 | 14 | 3 | 7 | — | 2 | — | — | — | — | | | | | | | | | | | | |
| 4512 | Book, periodical & music stores | 184 | 608 | 3 981 | 34 | 22 | 7 | 4 | 1 | — | — | — | — | — | | | | | | | | | | | | |
| 452 | General merchandise stores | 3 385 | 14 397 | 61 538 | 65 | 21 | 15 | 9 | 3 | 4 | 8 | 5 | — | — | | | | | | | | | | | | |
| 4521 | Department stores | 2 663 | 11 215 | 45 791 | 15 | 1 | — | — | — | 3 | 6 | 5 | — | — | | | | | | | | | | | | |
| 45211 | Department stores | 2 663 | 11 215 | 45 791 | 15 | 1 | — | — | — | 3 | 6 | 5 | — | — | | | | | | | | | | | | |
| 452110 | Department stores | 2 663 | 11 215 | 45 791 | 15 | 1 | — | — | — | 3 | 6 | 5 | — | — | | | | | | | | | | | | |
| 4529 | Other general merchandise stores | 722 | 3 182 | 15 747 | 50 | 20 | 15 | 9 | 3 | 1 | 2 | — | — | — | | | | | | | | | | | | |
| 45291 | Warehouse clubs & superstores | 436 | 2 229 | 11 060 | 4 | — | 1 | — | — | 1 | 2 | — | — | — | | | | | | | | | | | | |
| 452910 | Warehouse clubs & superstores | 436 | 2 229 | 11 060 | 4 | — | 1 | — | — | 1 | 2 | — | — | — | | | | | | | | | | | | |
| 45299 | All other general merchandise stores | 286 | 953 | 4 687 | 46 | 20 | 14 | 9 | 3 | — | — | — | — | — | | | | | | | | | | | | |
| 452990 | All other general merchandise stores | 286 | 953 | 4 687 | 46 | 20 | 14 | 9 | 3 | — | — | — | — | — | | | | | | | | | | | | |
| 453 | Miscellaneous store retailers | 1 048 | 3 437 | 16 266 | 216 | 142 | 48 | 18 | 7 | 1 | — | — | — | — | | | | | | | | | | | | |
| 4531 | Florists | 203 | 671 | 2 585 | 53 | 34 | 16 | 3 | — | — | — | — | — | — | | | | | | | | | | | | |
| 45311 | Florists | 203 | 671 | 2 585 | 53 | 34 | 16 | 3 | — | — | — | — | — | — | | | | | | | | | | | | |
| 453110 | Florists | 203 | 671 | 2 585 | 53 | 34 | 16 | 3 | — | — | — | — | — | — | | | | | | | | | | | | |
| 4532 | Office supplies, stationery & gift stores | 486 | 1 309 | 6 000 | 80 | 49 | 16 | 10 | 4 | 1 | — | — | — | — | | | | | | | | | | | | |
| 45321 | Office supplies & stationery stores | 123 | 449 | 1 796 | 6 | 2 | — | 2 | 1 | 1 | — | — | — | — | | | | | | | | | | | | |
| 453210 | Office supplies & stationery stores | 123 | 449 | 1 796 | 6 | 2 | — | 2 | 1 | 1 | — | — | — | — | | | | | | | | | | | | |
| 45322 | Gift, novelty & souvenir stores | 363 | 860 | 4 204 | 74 | 47 | 16 | 8 | 3 | — | — | — | — | — | | | | | | | | | | | | |
| 453220 | Gift, novelty & souvenir stores | 363 | 860 | 4 204 | 74 | 47 | 16 | 8 | 3 | — | — | — | — | — | | | | | | | | | | | | |
| 4539 | Other miscellaneous store retailers | 308 | 1 232 | 6 755 | 69 | 49 | 14 | 3 | 3 | — | — | — | — | — | | | | | | | | | | | | |
| 45391 | Pet & pet supplies stores | 121 | 431 | 1 944 | 21 | 13 | 5 | 2 | 1 | — | — | — | — | — | | | | | | | | | | | | |
| 453910 | Pet & pet supplies stores | 121 | 431 | 1 944 | 21 | 13 | 5 | 2 | 1 | — | — | — | — | — | | | | | | | | | | | | |
| 45399 | All other miscellaneous store retailers | 156 | 685 | 4 227 | 39 | 29 | 8 | — | 2 | — | — | — | — | — | | | | | | | | | | | | |
| 453998 | All other misc store retailers (exc tobacco) | 149 | 666 | 4 149 | 34 | 25 | 7 | — | 2 | — | — | — | — | — | | | | | | | | | | | | |

See footnotes at end of table.

Table 6. Counties—Employees, Payroll, and Establishments by Industry: 2001—Con.

[Excludes most government employees, railroad employees, and self-employed persons. Size class 1 to 4 includes establishments with payroll, but no employees, during mid-March pay period. (D) denotes figures withheld to avoid disclosing data for individual companies; the data are included in broader industry totals. Detailed industries with 100 or more employees are shown if industry was not a (D). For explanation of terms, abbreviations, and data reliability/comparability, see introductory text]

| NAICS code | Industry | Number of employees for week including March 12 | Payroll (\$1,000) | | Total number of establishments | Number of establishments by employment-size class | | | | | | | | | | | | | | | | | | | | |
|---|--|---|-------------------|--------|--------------------------------|---|--------|----------|----------|----------|------------|------------|------------|---------------|---------------|----------------|------------|------------|------------|-----------|-----------|----------|----------|---|---|---|
| | | | First quarter | Annual | | 1 to 4 | 5 to 9 | 10 to 19 | 20 to 49 | 50 to 99 | 100 to 249 | 250 to 499 | 500 to 999 | 1,000 or more | | | | | | | | | | | | |
| OCEAN—Con. | | | | | | | | | | | | | | | | | | | | | | | | | | |
| 44-45 Retail trade—Con. | | | | | | | | | | | | | | | | | | | | | | | | | | |
| 454 | Nonstore retailers | 698 | 7 518 | 25 470 | 65 | 38 | 10 | 7 | 7 | 2 | 1 | - | - | - | - | - | - | | | | | | | | | |
| 4541 | Electronic shopping & mail-order houses | 306 | 4 169 | 12 153 | 17 | 10 | 1 | 2 | 2 | 1 | 1 | - | - | - | - | - | - | | | | | | | | | |
| 45411 | Electronic shopping & mail-order houses | 306 | 4 169 | 12 153 | 17 | 10 | 1 | 2 | 2 | 1 | 1 | - | - | - | - | - | - | | | | | | | | | |
| 454110 | Electronic shopping & mail-order houses | 306 | 4 169 | 12 153 | 17 | 10 | 1 | 2 | 2 | 1 | 1 | - | - | - | - | - | - | | | | | | | | | |
| 4543 | Direct selling establishments | 381 | 3 302 | 13 066 | 42 | 22 | 9 | 5 | 5 | 1 | - | - | - | - | - | - | - | | | | | | | | | |
| 45431 | Fuel dealers | 270 | 2 706 | 10 366 | 15 | 3 | 4 | 3 | 4 | 1 | - | - | - | - | - | - | - | | | | | | | | | |
| 45439 | Other direct selling establishments | 111 | 596 | 2 700 | 27 | 19 | 5 | 2 | 1 | - | - | - | - | - | - | - | - | | | | | | | | | |
| 454390 | Other direct selling establishments | 111 | 596 | 2 700 | 27 | 19 | 5 | 2 | 1 | - | - | - | - | - | - | - | - | | | | | | | | | |
| 48-49 Transportation & warehousing | | | | | | | | | | | | | | 1 750 | 10 591 | 44 729 | 231 | 164 | 23 | 27 | 10 | 4 | 3 | - | - | - |
| 484 | Truck transportation | 537 | 3 602 | 16 906 | 128 | 98 | 13 | 11 | 6 | - | - | - | - | - | - | - | - | | | | | | | | | |
| 4841 | General freight trucking | 263 | 2 163 | 9 928 | 75 | 62 | 7 | 2 | 4 | - | - | - | - | - | - | - | - | | | | | | | | | |
| 48411 | General freight trucking, local | 128 | 912 | 4 525 | 49 | 42 | 5 | 1 | 1 | - | - | - | - | - | - | - | - | | | | | | | | | |
| 484110 | General freight trucking, local | 128 | 912 | 4 525 | 49 | 42 | 5 | 1 | 1 | - | - | - | - | - | - | - | - | | | | | | | | | |
| 48412 | General freight trucking, long-distance | 135 | 1 251 | 5 403 | 26 | 20 | 2 | 1 | 3 | - | - | - | - | - | - | - | - | | | | | | | | | |
| 4842 | Specialized freight trucking | 274 | 1 439 | 6 978 | 53 | 36 | 6 | 9 | 2 | - | - | - | - | - | - | - | - | | | | | | | | | |
| 48421 | Used household & office goods moving | 123 | 663 | 2 952 | 14 | 6 | 2 | 5 | 1 | - | - | - | - | - | - | - | - | | | | | | | | | |
| 484210 | Used household & office goods moving | 123 | 663 | 2 952 | 14 | 6 | 2 | 5 | 1 | - | - | - | - | - | - | - | - | | | | | | | | | |
| 48422 | Specialized freight (exc used) trucking, local .. | 128 | 658 | 3 456 | 35 | 28 | 3 | 3 | 1 | - | - | - | - | - | - | - | - | | | | | | | | | |
| 484220 | Specialized freight (exc used) trucking, local .. | 128 | 658 | 3 456 | 35 | 28 | 3 | 3 | 1 | - | - | - | - | - | - | - | - | | | | | | | | | |
| 485 | Transit & ground passenger transportation | 748 | 2 975 | 11 187 | 42 | 24 | 2 | 8 | 4 | 2 | 2 | - | - | - | - | - | - | | | | | | | | | |
| 4853 | Taxi & limousine service | 106 | 298 | 1 330 | 23 | 17 | 2 | 3 | 1 | - | - | - | - | - | - | - | - | | | | | | | | | |
| 4854 | School & employee bus transportation | 497 | 1 918 | 6 637 | 8 | 2 | - | 1 | 1 | 2 | 2 | - | - | - | - | - | - | | | | | | | | | |
| 48541 | School & employee bus transportation | 497 | 1 918 | 6 637 | 8 | 2 | - | 1 | 1 | 2 | 2 | - | - | - | - | - | - | | | | | | | | | |
| 485410 | School & employee bus transportation | 497 | 1 918 | 6 637 | 8 | 2 | - | 1 | 1 | 2 | 2 | - | - | - | - | - | - | | | | | | | | | |
| 488 | Transportation support activities | 166 | 1 818 | 7 572 | 28 | 18 | 5 | 4 | - | 1 | - | - | - | - | - | - | - | | | | | | | | | |
| 492 | Couriers & messengers | 137 | 1 010 | 4 066 | 10 | 7 | 1 | 1 | - | - | 1 | - | - | - | - | - | - | | | | | | | | | |
| 4921 | Couriers | (C) | (D) | (D) | 4 | 2 | 1 | - | - | - | 1 | - | - | - | - | - | - | | | | | | | | | |
| 49211 | Couriers | (C) | (D) | (D) | 4 | 2 | 1 | - | - | - | 1 | - | - | - | - | - | - | | | | | | | | | |
| 493 | Warehousing & storage | (C) | (D) | (D) | 5 | 4 | - | - | - | 1 | - | - | - | - | - | - | - | | | | | | | | | |
| 4931 | Warehousing & storage | (C) | (D) | (D) | 5 | 4 | - | - | - | 1 | - | - | - | - | - | - | - | | | | | | | | | |
| 51 Information | | | | | | | | | | | | | | 2 241 | 22 325 | 89 877 | 139 | 84 | 28 | 4 | 9 | 8 | 6 | - | - | |
| 511 | Publishing industries | 781 | 5 427 | 22 866 | 34 | 14 | 11 | - | 3 | 3 | 3 | - | - | - | - | - | - | | | | | | | | | |
| 5111 | Newspaper, periodical, book, database publishers | 654 | 4 598 | 20 185 | 24 | 8 | 8 | - | 3 | 3 | 2 | - | - | - | - | - | - | | | | | | | | | |
| 51111 | Newspaper publishers | 114 | 709 | 2 826 | 7 | 2 | 3 | - | 1 | 1 | - | - | - | - | - | - | - | | | | | | | | | |
| 511110 | Newspaper publishers | 114 | 709 | 2 826 | 7 | 2 | 3 | - | 1 | 1 | - | - | - | - | - | - | - | | | | | | | | | |
| 51112 | Periodical publishers | 169 | 1 297 | 6 095 | 9 | 2 | 4 | - | 2 | 1 | - | - | - | - | - | - | - | | | | | | | | | |
| 511120 | Periodical publishers | 169 | 1 297 | 6 095 | 9 | 2 | 4 | - | 2 | 1 | - | - | - | - | - | - | - | | | | | | | | | |
| 51114 | Database and directory publishers | (C) | (D) | (D) | 3 | 1 | - | - | - | 1 | 1 | - | - | - | - | - | - | | | | | | | | | |
| 51119 | Other publishers | (C) | (D) | (D) | 3 | 2 | - | - | - | 1 | - | - | - | - | - | - | - | | | | | | | | | |
| 5112 | Software publishers | 127 | 829 | 2 681 | 10 | 6 | 3 | - | - | - | 1 | - | - | - | - | - | - | | | | | | | | | |
| 51121 | Software publishers | 127 | 829 | 2 681 | 10 | 6 | 3 | - | - | - | 1 | - | - | - | - | - | - | | | | | | | | | |
| 511210 | Software publishers | 127 | 829 | 2 681 | 10 | 6 | 3 | - | - | - | 1 | - | - | - | - | - | - | | | | | | | | | |
| 512 | Motion picture & sound recording industries | 162 | 467 | 1 719 | 14 | 9 | 2 | - | 2 | 1 | - | - | - | - | - | - | - | | | | | | | | | |
| 5121 | Motion picture & video industries | (C) | (D) | (D) | 10 | 6 | 1 | - | 2 | 1 | - | - | - | - | - | - | - | | | | | | | | | |
| 51213 | Motion picture & video exhibition | (C) | (D) | (D) | 7 | 3 | 1 | - | 2 | 1 | - | - | - | - | - | - | - | | | | | | | | | |
| 513 | Broadcasting & telecommunications | 1 205 | 15 922 | 63 332 | 70 | 43 | 13 | 4 | 4 | 3 | 3 | - | - | - | - | - | - | | | | | | | | | |
| 5132 | Cable networks & program distribution | (C) | (D) | (D) | 13 | 10 | 2 | - | - | - | 1 | - | - | - | - | - | - | | | | | | | | | |
| 51322 | Cable & other program distribution | 214 | 2 176 | 9 517 | 11 | 8 | 2 | - | - | - | 1 | - | - | - | - | - | - | | | | | | | | | |
| 513220 | Cable & other program distribution | 214 | 2 176 | 9 517 | 11 | 8 | 2 | - | - | - | 1 | - | - | - | - | - | - | | | | | | | | | |
| 5133 | Telecommunications | 981 | 13 633 | 53 285 | 52 | 28 | 11 | 4 | 4 | 3 | 2 | - | - | - | - | - | - | | | | | | | | | |
| 51331 | Wired telecommunications carriers | (F) | (D) | (D) | 39 | 19 | 9 | 3 | 3 | 3 | 2 | - | - | - | - | - | - | | | | | | | | | |
| 52 Finance & insurance | | | | | | | | | | | | | | 4 368 | 39 984 | 154 530 | 484 | 237 | 140 | 64 | 32 | 7 | 4 | - | - | |
| 522 | Credit intermediation & related activities | 3 107 | 24 438 | 92 936 | 264 | 76 | 107 | 53 | 22 | 2 | 4 | - | - | - | - | - | - | | | | | | | | | |
| 5221 | Depository credit intermediation | 2 749 | 21 181 | 72 719 | 199 | 39 | 89 | 46 | 19 | 2 | 4 | - | - | - | - | - | - | | | | | | | | | |
| 52211 | Commercial banking | 1 703 | 10 219 | 39 630 | 118 | 22 | 50 | 25 | 18 | 1 | 2 | - | - | - | - | - | - | | | | | | | | | |
| 522110 | Commercial banking | 1 703 | 10 219 | 39 630 | 118 | 22 | 50 | 25 | 18 | 1 | 2 | - | - | - | - | - | - | | | | | | | | | |
| 52212 | Savings institutions | (F) | (D) | (D) | 76 | 14 | 38 | 21 | 1 | - | 2 | - | - | - | - | - | - | | | | | | | | | |
| 5222 | Nondepository credit intermediation | 320 | 3 041 | 19 467 | 55 | 30 | 16 | 6 | 3 | - | - | - | - | - | - | - | - | | | | | | | | | |
| 52229 | Other nondepository credit intermediation | (E) | (D) | (D) | 37 | 16 | 4 | 3 | - | - | - | - | - | - | - | - | - | | | | | | | | | |
| 522292 | Real estate credit | 224 | 2 441 | 17 136 | 28 | 11 | 10 | 4 | 3 | - | - | - | - | - | - | - | - | | | | | | | | | |
| 523 | Security, commodity contracts & like activity | (E) | (D) | (D) | 72 | 59 | 7 | 1 | 3 | 2 | - | - | - | - | - | - | - | | | | | | | | | |
| 5231 | Scrtcy & comdty contracts intermed & brokerage .. | (E) | (D) | (D) | 42 | 31 | 5 | 1 | 3 | 2 | - | - | - | - | - | - | - | | | | | | | | | |
| 52312 | Securities brokerage | 290 | 6 355 | 21 266 | 33 | 23 | 5 | - | 3 | 2 | - | - | - | - | - | - | - | | | | | | | | | |
| 523120 | Securities brokerage | 290 | 6 355 | 21 266 | 33 | 23 | 5 | - | 3 | 2 | - | - | - | - | - | - | - | | | | | | | | | |
| 524 | Insurance carriers & related activities | (F) | (D) | (D) | 146 | 100 | 26 | 10 | 7 | 3 | - | - | - | - | - | - | - | | | | | | | | | |
| 5241 | Insurance carriers | (C) | (D) | (D) | 26 | 18 | 3 | 2 | 1 | 2 | - | - | - | - | - | - | - | | | | | | | | | |
| 52412 | Other direct insurance carriers | 112 | 1 604 | 6 314 | 18 | 12 | 3 | 2 | - | 1 | - | - | - | - | - | - | - | | | | | | | | | |
| 5242 | Agencies & other insurance related activities | 667 | 6 025 | 27 283 | 120 | 82 | 23 | 8 | 6 | 1 | - | - | - | - | - | - | - | | | | | | | | | |
| 52421 | Insurance agencies & brokerages | 587 | 5 252 | 23 545 | 96 | 64 | 18 | 7 | 6 | 1 | - | - | - | - | - | - | - | | | | | | | | | |
| 524210 | Insurance agencies & brokerages | 587 | 5 252 | 23 545 | 96 | 64 | 18 | 7 | 6 | 1 | - | - | - | - | - | - | - | | | | | | | | | |

See footnotes at end of table.

Table 6. Counties—Employees, Payroll, and Establishments by Industry: 2001—Con.

[Excludes most government employees, railroad employees, and self-employed persons. Size class 1 to 4 includes establishments with payroll, but no employees, during mid-March pay period. (D) denotes figures withheld to avoid disclosing data for individual companies; the data are included in broader industry totals. Detailed industries with 100 or more employees are shown if industry was not a (D). For explanation of terms, abbreviations, and data reliability/comparability, see introductory text]

| NAICS code | Industry | Number of employees for week including March 12 | Payroll (\$1,000) | | Total number of establishments | Number of establishments by employment-size class | | | | | | | | |
|-------------------|--|---|-------------------|----------------|--------------------------------|---|------------|-----------|-----------|-----------|------------|------------|------------|---------------|
| | | | First quarter | Annual | | 1 to 4 | 5 to 9 | 10 to 19 | 20 to 49 | 50 to 99 | 100 to 249 | 250 to 499 | 500 to 999 | 1,000 or more |
| OCEAN—Con. | | | | | | | | | | | | | | |
| 53 | Real estate & rental & leasing | 2 117 | 13 121 | 56 862 | 401 | 289 | 68 | 28 | 14 | 1 | — | 1 | — | — |
| 531 | Real estate | 1 657 | 10 687 | 45 671 | 327 | 252 | 47 | 16 | 10 | 1 | — | 1 | — | — |
| 5311 | Lessors of real estate | 367 | 2 401 | 10 360 | 124 | 102 | 16 | 5 | 1 | — | — | — | — | — |
| 53111 | Lessors of residential buildings & dwellings | 183 | 939 | 3 988 | 56 | 45 | 7 | 3 | 1 | — | — | — | — | — |
| 531110 | Lessors of residential buildings & dwellings | 183 | 939 | 3 988 | 56 | 45 | 7 | 3 | 1 | — | — | — | — | — |
| 5312 | Offices of real estate agents & brokers | 497 | 3 037 | 15 182 | 131 | 100 | 23 | 6 | 2 | — | — | — | — | — |
| 53121 | Offices of real estate agents & brokers | 497 | 3 037 | 15 182 | 131 | 100 | 23 | 6 | 2 | — | — | — | — | — |
| 531210 | Offices of real estate agents & brokers | 497 | 3 037 | 15 182 | 131 | 100 | 23 | 6 | 2 | — | — | — | — | — |
| 5313 | Activities related to real estate | 793 | 5 249 | 20 129 | 72 | 50 | 8 | 5 | 7 | 1 | — | 1 | — | — |
| 53131 | Real estate property managers | 371 | 2 480 | 10 596 | 40 | 23 | 6 | 4 | 6 | 1 | — | — | — | — |
| 531311 | Residential property managers | 303 | 1 618 | 7 269 | 33 | 19 | 5 | 3 | 6 | — | — | — | — | — |
| 53139 | Other activities related to real estate | 362 | 2 387 | 7 834 | 17 | 14 | 2 | — | — | — | — | 1 | — | — |
| 531390 | Other activities related to real estate | 362 | 2 387 | 7 834 | 17 | 14 | 2 | — | — | — | — | 1 | — | — |
| 532 | Rental & leasing services | 460 | 2 434 | 11 191 | 74 | 37 | 21 | 12 | 4 | — | — | — | — | — |
| 5322 | Consumer goods rental | 272 | 1 015 | 4 654 | 41 | 19 | 12 | 9 | 1 | — | — | — | — | — |
| 53223 | Video tape & disc rental | 209 | 576 | 2 454 | 25 | 6 | 10 | 9 | — | — | — | — | — | — |
| 532230 | Video tape & disc rental | 209 | 576 | 2 454 | 25 | 6 | 10 | 9 | — | — | — | — | — | — |
| 54 | Professional, scientific & technical services | 5 736 | 46 509 | 221 503 | 985 | 699 | 153 | 74 | 46 | 7 | 5 | 1 | — | — |
| 541 | Professional, scientific & technical services | 5 736 | 46 509 | 221 503 | 985 | 699 | 153 | 74 | 46 | 7 | 5 | 1 | — | — |
| 5411 | Legal services | 1 362 | 12 453 | 59 472 | 282 | 202 | 42 | 24 | 14 | — | — | — | — | — |
| 54111 | Offices of lawyers | 1 264 | 11 483 | 54 673 | 264 | 189 | 41 | 22 | 12 | — | — | — | — | — |
| 541110 | Offices of lawyers | 1 264 | 11 483 | 54 673 | 264 | 189 | 41 | 22 | 12 | — | — | — | — | — |
| 5412 | Accounting, tax prep, bookkeep, payroll services | 920 | 5 571 | 29 515 | 137 | 100 | 23 | 11 | 1 | — | 1 | 1 | — | — |
| 54121 | Accounting, tax prep, bookkeep, payroll services | 920 | 5 571 | 29 515 | 137 | 100 | 23 | 11 | 1 | — | 1 | 1 | — | — |
| 541211 | Offices of certified public accountants | 261 | 1 816 | 8 058 | 73 | 53 | 16 | 4 | — | — | — | — | — | — |
| 541219 | Other accounting services | 166 | 1 120 | 6 052 | 45 | 35 | 3 | 7 | — | — | — | — | — | — |
| 5413 | Architectural, engineering & related services | 1 329 | 13 135 | 62 833 | 149 | 81 | 34 | 14 | 14 | 5 | 1 | — | — | — |
| 54133 | Engineering services | 907 | 9 939 | 47 075 | 68 | 30 | 16 | 7 | 9 | 5 | 1 | — | — | — |
| 541330 | Engineering services | 907 | 9 939 | 47 075 | 68 | 30 | 16 | 7 | 9 | 5 | 1 | — | — | — |
| 54137 | Surveying, mapping (exc geophysical) services | 134 | 1 115 | 4 966 | 23 | 14 | 4 | 4 | 1 | — | — | — | — | — |
| 541370 | Surveying, mapping (exc geophysical) services | 134 | 1 115 | 4 966 | 23 | 14 | 4 | 4 | 1 | — | — | — | — | — |
| 5414 | Specialized design services | 114 | 906 | 3 428 | 33 | 21 | 10 | 2 | — | — | — | — | — | — |
| 5415 | Computer systems design & related services | 482 | 5 185 | 23 850 | 128 | 110 | 7 | 5 | 5 | 1 | — | — | — | — |
| 54151 | Computer systems design & related services | 482 | 5 185 | 23 850 | 128 | 110 | 7 | 5 | 5 | 1 | — | — | — | — |
| 541511 | Custom computer programming services | 180 | 2 198 | 10 548 | 48 | 42 | 2 | 2 | — | — | — | — | — | — |
| 541512 | Computer systems design services | 149 | 1 521 | 6 781 | 47 | 40 | 4 | 1 | 2 | — | — | — | — | — |
| 5416 | Management, sci & tech consulting services | 431 | 3 862 | 18 549 | 132 | 111 | 10 | 5 | 6 | — | — | — | — | — |
| 54161 | Management consulting services | 294 | 2 486 | 12 170 | 100 | 86 | 7 | 3 | 4 | — | — | — | — | — |
| 541611 | Admin & gen management consulting services | 128 | 998 | 5 243 | 40 | 35 | 1 | 2 | 2 | — | — | — | — | — |
| 5418 | Advertising & related services | 246 | 1 425 | 6 084 | 35 | 23 | 7 | 4 | — | — | 1 | — | — | — |
| 54181 | Advertising agencies | 159 | 698 | 3 030 | 13 | 6 | 4 | 2 | — | — | 1 | — | — | — |
| 541810 | Advertising agencies | 159 | 698 | 3 030 | 13 | 6 | 4 | 2 | — | — | 1 | — | — | — |
| 5419 | Oth professional, scientific, technical services | 797 | 3 675 | 16 211 | 81 | 46 | 18 | 9 | 5 | 1 | 2 | — | — | — |
| 54191 | Marketing research & public opinion polling | (C) | (D) | (D) | 4 | 3 | — | — | — | — | 1 | — | — | — |
| 54194 | Veterinary services | 385 | 2 098 | 9 400 | 34 | 8 | 13 | 7 | 5 | 1 | — | — | — | — |
| 541940 | Veterinary services | 385 | 2 098 | 9 400 | 34 | 8 | 13 | 7 | 5 | 1 | — | — | — | — |
| 54199 | All oth prof, scientific & technical services | 207 | 1 058 | 4 143 | 22 | 20 | 1 | — | — | — | 1 | — | — | — |
| 541990 | All oth prof, scientific & technical services | 207 | 1 058 | 4 143 | 22 | 20 | 1 | — | — | — | 1 | — | — | — |
| 55 | Management of companies & enterprises | 432 | 6 166 | 22 474 | 19 | 8 | 1 | 4 | 5 | — | 1 | — | — | — |
| 551 | Management of companies & enterprises | 432 | 6 166 | 22 474 | 19 | 8 | 1 | 4 | 5 | — | 1 | — | — | — |
| 5511 | Management of companies & enterprises | 432 | 6 166 | 22 474 | 19 | 8 | 1 | 4 | 5 | — | 1 | — | — | — |
| 55111 | Management of companies & enterprises | 432 | 6 166 | 22 474 | 19 | 8 | 1 | 4 | 5 | — | 1 | — | — | — |
| 56 | Admin, support, waste mgt, remediation services | 4 624 | 25 519 | 120 751 | 604 | 413 | 92 | 44 | 35 | 16 | 4 | — | — | — |
| 561 | Administrative & support services | 4 142 | 20 824 | 100 858 | 571 | 391 | 89 | 41 | 31 | 16 | 3 | — | — | — |
| 5611 | Office administrative services | 124 | 1 035 | 4 828 | 26 | 17 | 4 | 4 | 1 | — | — | — | — | — |
| 56111 | Office administrative services | 124 | 1 035 | 4 828 | 26 | 17 | 4 | 4 | 1 | — | — | — | — | — |
| 561110 | Office administrative services | 124 | 1 035 | 4 828 | 26 | 17 | 4 | 4 | 1 | — | — | — | — | — |
| 5613 | Employment services | 1 087 | 5 860 | 27 177 | 35 | 13 | 1 | 5 | 7 | 7 | 2 | — | — | — |
| 56131 | Employment placement agencies | (E) | (D) | (D) | 16 | 9 | 1 | 2 | 2 | 2 | — | — | — | — |
| 56132 | Temporary help services | 755 | 3 569 | 17 293 | 13 | 1 | — | 1 | 4 | 5 | 2 | — | — | — |
| 561320 | Temporary help services | 755 | 3 569 | 17 293 | 13 | 1 | — | 1 | 4 | 5 | 2 | — | — | — |
| 5614 | Business support services | 425 | 2 356 | 10 126 | 40 | 23 | 9 | 2 | 5 | — | 1 | — | — | — |
| 56142 | Telephone call centers | 197 | 1 266 | 5 661 | 9 | 3 | 3 | 1 | 1 | — | 1 | — | — | — |
| 561422 | Telemarketing bureaus | 142 | 1 081 | 4 938 | 5 | 2 | 1 | 1 | — | — | 1 | — | — | — |
| 56143 | Business service centers | 122 | 509 | 2 313 | 11 | 6 | 2 | — | 3 | — | — | — | — | — |
| 5615 | Travel arrangement & reservation services | 223 | 1 017 | 4 638 | 49 | 37 | 8 | 2 | 1 | 1 | — | — | — | — |
| 56151 | Travel agencies | 165 | 810 | 3 633 | 43 | 33 | 7 | 2 | 1 | — | — | — | — | — |
| 561510 | Travel agencies | 165 | 810 | 3 633 | 43 | 33 | 7 | 2 | 1 | — | — | — | — | — |
| 5616 | Investigation & security services | 384 | 2 102 | 8 189 | 33 | 18 | 7 | 3 | 2 | 3 | — | — | — | — |
| 56161 | Investigation, guard & armored car services | 269 | 1 220 | 4 629 | 15 | 7 | 3 | 1 | 1 | 3 | — | — | — | — |
| 561612 | Security guards & patrol services | 238 | 1 076 | 4 083 | 6 | 1 | 1 | — | 1 | 3 | — | — | — | — |
| 56162 | Security systems services | 115 | 882 | 3 560 | 18 | 11 | 4 | 2 | 1 | — | — | — | — | — |

See footnotes at end of table.

Table 6. Counties—Employees, Payroll, and Establishments by Industry: 2001—Con.

[Excludes most government employees, railroad employees, and self-employed persons. Size class 1 to 4 includes establishments with payroll, but no employees, during mid-March pay period. (D) denotes figures withheld to avoid disclosing data for individual companies; the data are included in broader industry totals. Detailed industries with 100 or more employees are shown if industry was not a (D). For explanation of terms, abbreviations, and data reliability/comparability, see introductory text]

| NAICS code | Industry | Number of employees for week including March 12 | Payroll (\$1,000) | | Total number of establishments | Number of establishments by employment-size class | | | | | | | | | | | | | | | | | | |
|-------------------|---|---|-------------------|----------------|--------------------------------|---|------------|------------|-----------|-----------|------------|------------|------------|---------------|---|---|---|---|---|---|--|--|--|--|
| | | | First quarter | Annual | | 1 to 4 | 5 to 9 | 10 to 19 | 20 to 49 | 50 to 99 | 100 to 249 | 250 to 499 | 500 to 999 | 1,000 or more | | | | | | | | | | |
| OCEAN—Con. | | | | | | | | | | | | | | | | | | | | | | | | |
| 56 | Admin, support, waste mgt, remediation services—Con. | | | | | | | | | | | | | | | | | | | | | | | |
| 561 | Administrative & support services—Con. | | | | | | | | | | | | | | | | | | | | | | | |
| 5617 | Services to buildings & dwellings | 1 654 | 6 960 | 39 644 | 355 | 260 | 58 | 20 | 13 | 4 | — | — | — | — | — | — | — | — | — | — | | | | |
| 56171 | Exterminating & pest control services | 150 | 915 | 4 472 | 28 | 21 | 4 | 1 | 2 | — | — | — | — | — | — | — | — | — | — | — | | | | |
| 561710 | Exterminating & pest control services | 150 | 915 | 4 472 | 28 | 21 | 4 | 1 | 2 | — | — | — | — | — | — | — | — | — | — | — | | | | |
| 56172 | Janitorial services | 693 | 2 701 | 11 570 | 95 | 63 | 17 | 6 | 5 | 4 | — | — | — | — | — | — | — | — | — | — | | | | |
| 561720 | Janitorial services | 693 | 2 701 | 11 570 | 95 | 63 | 17 | 6 | 5 | 4 | — | — | — | — | — | — | — | — | — | — | | | | |
| 56173 | Landscaping services | 606 | 2 327 | 17 876 | 185 | 143 | 29 | 9 | 4 | — | — | — | — | — | — | — | — | — | — | — | | | | |
| 561730 | Landscaping services | 606 | 2 327 | 17 876 | 185 | 143 | 29 | 9 | 4 | — | — | — | — | — | — | — | — | — | — | — | | | | |
| 56179 | Other services to buildings & dwellings | 122 | 666 | 3 746 | 28 | 21 | 3 | 2 | 2 | — | — | — | — | — | — | — | — | — | — | — | | | | |
| 561790 | Other services to buildings & dwellings | 122 | 666 | 3 746 | 28 | 21 | 3 | 2 | 2 | — | — | — | — | — | — | — | — | — | — | — | | | | |
| 5619 | Other support services | 245 | 1 494 | 6 256 | 33 | 23 | 2 | 5 | 2 | 1 | — | — | — | — | — | — | — | — | — | — | | | | |
| 56199 | All other support services | (C) | (D) | (D) | 29 | 20 | 2 | 5 | 2 | — | — | — | — | — | — | — | — | — | — | — | | | | |
| 562 | Waste management & remediation services | 482 | 4 695 | 19 893 | 33 | 22 | 3 | 3 | 4 | — | 1 | — | — | — | — | — | — | — | — | — | | | | |
| 5621 | Waste collection | 306 | 3 477 | 14 626 | 18 | 12 | 2 | 3 | — | — | 1 | — | — | — | — | — | — | — | — | — | | | | |
| 56211 | Waste collection | 306 | 3 477 | 14 626 | 18 | 12 | 2 | 3 | — | — | 1 | — | — | — | — | — | — | — | — | — | | | | |
| 562111 | Solid waste collection | 298 | 3 422 | 14 364 | 13 | 7 | 2 | 3 | — | — | 1 | — | — | — | — | — | — | — | — | — | | | | |
| 5629 | Remediation & oth waste management services | (C) | (D) | (D) | 10 | 7 | 1 | — | 2 | — | — | — | — | — | — | — | — | — | — | — | | | | |
| 61 | Educational services | 2 674 | 9 729 | 41 866 | 133 | 64 | 23 | 18 | 19 | 5 | 1 | 3 | — | — | — | — | — | — | — | — | | | | |
| 611 | Educational services | 2 674 | 9 729 | 41 866 | 133 | 64 | 23 | 18 | 19 | 5 | 1 | 3 | — | — | — | — | — | — | — | — | | | | |
| 6111 | Elementary & secondary schools | 1 591 | 4 741 | 19 278 | 36 | 5 | 4 | 7 | 13 | 4 | 1 | 2 | — | — | — | — | — | — | — | — | | | | |
| 61111 | Elementary & secondary schools | 1 591 | 4 741 | 19 278 | 36 | 5 | 4 | 7 | 13 | 4 | 1 | 2 | — | — | — | — | — | — | — | — | | | | |
| 611110 | Elementary & secondary schools | 1 591 | 4 741 | 19 278 | 36 | 5 | 4 | 7 | 13 | 4 | 1 | 2 | — | — | — | — | — | — | — | — | | | | |
| 6113 | Colleges, universities & professional schools | (F) | (D) | (D) | 3 | 1 | — | 1 | — | — | — | 1 | — | — | — | — | — | — | — | — | | | | |
| 61131 | Colleges, universities & professional schools | (F) | (D) | (D) | 3 | 1 | — | 1 | — | — | — | 1 | — | — | — | — | — | — | — | — | | | | |
| 6114 | Business schools & computer & mgt training | 126 | 777 | 3 694 | 10 | 7 | — | 1 | 1 | — | — | — | — | — | — | — | — | — | — | — | | | | |
| 6115 | Technical & trade schools | 103 | 607 | 3 148 | 13 | 7 | 1 | 3 | 2 | — | — | — | — | — | — | — | — | — | — | — | | | | |
| 61151 | Technical & trade schools | 103 | 607 | 3 148 | 13 | 7 | 1 | 3 | 2 | — | — | — | — | — | — | — | — | — | — | — | | | | |
| 6116 | Other schools & instruction | 314 | 872 | 3 833 | 64 | 40 | 16 | 5 | 3 | — | — | — | — | — | — | — | — | — | — | — | | | | |
| 61169 | All other schools & instruction | 130 | 379 | 1 670 | 20 | 12 | 4 | 2 | 2 | — | — | — | — | — | — | — | — | — | — | — | | | | |
| 62 | Health care and social assistance | 24 961 | 185 381 | 802 095 | 1 183 | 522 | 300 | 186 | 99 | 31 | 38 | 3 | 1 | 3 | — | — | — | — | — | — | | | | |
| 621 | Ambulatory health care services | 8 892 | 76 891 | 359 698 | 938 | 467 | 254 | 128 | 62 | 19 | 7 | 1 | — | — | — | — | — | — | — | — | | | | |
| 6211 | Offices of physicians | 3 663 | 44 363 | 216 353 | 430 | 190 | 123 | 70 | 43 | 4 | — | — | — | — | — | — | — | — | — | — | | | | |
| 62111 | Offices of physicians | 3 663 | 44 363 | 216 353 | 430 | 190 | 123 | 70 | 43 | 4 | — | — | — | — | — | — | — | — | — | — | | | | |
| 621111 | Offices of physicians (exc mental health) | 3 602 | 43 969 | 214 816 | 415 | 178 | 121 | 70 | 42 | 4 | — | — | — | — | — | — | — | — | — | — | | | | |
| 6212 | Offices of dentists | 1 239 | 10 577 | 47 830 | 193 | 84 | 72 | 34 | 3 | — | — | — | — | — | — | — | — | — | — | — | | | | |
| 62121 | Offices of dentists | 1 239 | 10 577 | 47 830 | 193 | 84 | 72 | 34 | 3 | — | — | — | — | — | — | — | — | — | — | — | | | | |
| 621210 | Offices of dentists | 1 239 | 10 577 | 47 830 | 193 | 84 | 72 | 34 | 3 | — | — | — | — | — | — | — | — | — | — | — | | | | |
| 6213 | Offices of other health practitioners | 1 052 | 6 823 | 30 721 | 231 | 169 | 46 | 11 | 3 | 1 | 1 | — | — | — | — | — | — | — | — | — | | | | |
| 62131 | Offices of chiropractors | 252 | 1 145 | 5 327 | 98 | 83 | 14 | 1 | — | — | — | — | — | — | — | — | — | — | — | — | | | | |
| 621310 | Offices of chiropractors | 252 | 1 145 | 5 327 | 98 | 83 | 14 | 1 | — | — | — | — | — | — | — | — | — | — | — | — | | | | |
| 62132 | Offices of optometrists | 118 | 646 | 3 286 | 28 | 19 | 5 | 4 | — | — | — | — | — | — | — | — | — | — | — | — | | | | |
| 621320 | Offices of optometrists | 118 | 646 | 3 286 | 28 | 19 | 5 | 4 | — | — | — | — | — | — | — | — | — | — | — | — | | | | |
| 62133 | Offices of other mental health practitioners | 160 | 1 575 | 6 722 | 14 | 7 | 5 | 1 | — | — | 1 | — | — | — | — | — | — | — | — | — | | | | |
| 621330 | Offices of other mental health practitioners | 160 | 1 575 | 6 722 | 14 | 7 | 5 | 1 | — | — | 1 | — | — | — | — | — | — | — | — | — | | | | |
| 62134 | Offices of PT, OT, speech therapy & audiology | 363 | 2 517 | 10 818 | 42 | 21 | 13 | 4 | 3 | — | 1 | — | — | — | — | — | — | — | — | — | | | | |
| 621340 | Offices of PT, OT, speech therapy & audiology | 363 | 2 517 | 10 818 | 42 | 21 | 13 | 4 | 3 | — | 1 | — | — | — | — | — | — | — | — | — | | | | |
| 62139 | Offices of all other health practitioners | 159 | 940 | 4 568 | 49 | 39 | 9 | 1 | — | — | — | — | — | — | — | — | — | — | — | — | | | | |
| 621391 | Offices of podiatrists | 117 | 692 | 3 383 | 35 | 28 | 6 | 1 | — | — | — | — | — | — | — | — | — | — | — | — | | | | |
| 6214 | Outpatient care centers | 585 | 3 982 | 17 018 | 29 | 8 | 6 | 6 | 6 | 2 | 1 | — | — | — | — | — | — | — | — | — | | | | |
| 62142 | Outpatient mental health, substance abuse ctrs | 279 | 1 806 | 8 177 | 14 | 4 | 3 | 2 | 4 | — | 1 | — | — | — | — | — | — | — | — | — | | | | |
| 621420 | Outpatient mental health, substance abuse ctrs | 279 | 1 806 | 8 177 | 14 | 4 | 3 | 2 | 4 | — | 1 | — | — | — | — | — | — | — | — | — | | | | |
| 62149 | Other outpatient care centers | (E) | (D) | (D) | 13 | 3 | 3 | 4 | 1 | 2 | — | — | — | — | — | — | — | — | — | — | | | | |
| 621498 | All other outpatient care centers | 195 | 1 302 | 5 070 | 8 | 2 | 2 | 2 | — | 2 | — | — | — | — | — | — | — | — | — | — | | | | |
| 6215 | Medical & diagnostic laboratories | 459 | 3 111 | 15 462 | 18 | 9 | 3 | 2 | 2 | 1 | 1 | — | — | — | — | — | — | — | — | — | | | | |
| 62151 | Medical & diagnostic laboratories | 459 | 3 111 | 15 462 | 18 | 9 | 3 | 2 | 2 | 1 | 1 | — | — | — | — | — | — | — | — | — | | | | |
| 621512 | Diagnostic Imaging centers | 396 | 2 724 | 13 896 | 10 | 4 | 1 | 2 | 1 | 1 | 1 | — | — | — | — | — | — | — | — | — | | | | |
| 6216 | Home health care services | 1 725 | 6 088 | 25 375 | 30 | 4 | 3 | 4 | 5 | 9 | 4 | 1 | — | — | — | — | — | — | — | — | | | | |
| 62161 | Home health care services | 1 725 | 6 088 | 25 375 | 30 | 4 | 3 | 4 | 5 | 9 | 4 | 1 | — | — | — | — | — | — | — | — | | | | |
| 621610 | Home health care services | 1 725 | 6 088 | 25 375 | 30 | 4 | 3 | 4 | 5 | 9 | 4 | 1 | — | — | — | — | — | — | — | — | | | | |
| 6219 | Other ambulatory health care services | 169 | 1 947 | 6 939 | 7 | 3 | 1 | 1 | — | 2 | — | — | — | — | — | — | — | — | — | — | | | | |
| 62191 | Ambulance services | (C) | (D) | (D) | 5 | 3 | — | — | — | 2 | — | — | — | — | — | — | — | — | — | — | | | | |
| 622 | Hospitals | 7 522 | 65 764 | 267 019 | 9 | 2 | — | — | — | 2 | — | 1 | — | — | — | — | — | — | — | — | | | | |
| 6221 | General medical & surgical hospitals | 6 924 | 60 651 | 245 258 | 4 | — | — | — | — | — | — | — | — | — | — | — | — | — | — | — | | | | |
| 62211 | General medical & surgical hospitals | 6 924 | 60 651 | 245 258 | 4 | — | — | — | — | — | — | — | — | — | — | — | — | — | — | — | | | | |
| 622110 | General medical & surgical hospitals | 6 924 | 60 651 | 245 258 | 4 | — | — | — | — | — | — | — | — | — | — | — | — | — | — | — | | | | |
| 6223 | Other specialty hospitals | (F) | (D) | (D) | 2 | — | — | — | — | 1 | — | 1 | — | — | — | — | — | — | — | — | | | | |
| 62231 | Other specialty hospitals | (F) | (D) | (D) | 2 | —</ | | | | | | | | | | | | | | | | | | |

Table 6. Counties—Employees, Payroll, and Establishments by Industry: 2001—Con.

[Excludes most government employees, railroad employees, and self-employed persons. Size class 1 to 4 includes establishments with payroll, but no employees, during mid-March pay period. (D) denotes figures withheld to avoid disclosing data for individual companies; the data are included in broader industry totals. Detailed industries with 100 or more employees are shown if industry was not a (D). For explanation of terms, abbreviations, and data reliability/comparability, see introductory text]

| NAICS code | Industry | Number of employees for week including March 12 | Payroll (\$1,000) | | Total number of establishments | Number of establishments by employment-size class | | | | | | | | |
|-------------------|--|---|-------------------|----------------|--------------------------------|---|------------|------------|------------|-----------|------------|------------|------------|---------------|
| | | | First quarter | Annual | | 1 to 4 | 5 to 9 | 10 to 19 | 20 to 49 | 50 to 99 | 100 to 249 | 250 to 499 | 500 to 999 | 1,000 or more |
| OCEAN—Con. | | | | | | | | | | | | | | |
| 62 | Health care and social assistance—Con. | | | | | | | | | | | | | |
| 623 | Nursing & residential care facilities—Con. | | | | | | | | | | | | | |
| 62333 | Community care facilities for the elderly | 1 225 | 5 403 | 22 439 | 17 | 3 | — | 4 | 3 | 3 | 3 | 1 | — | — |
| 62331 | Community care facilities for the elderly | 1 225 | 5 403 | 22 439 | 17 | 3 | — | 4 | 3 | 3 | 3 | 1 | — | — |
| 623311 | Continuing care retirement communities ... | 246 | 1 541 | 5 960 | 5 | 2 | — | 1 | 1 | — | 1 | — | — | — |
| 623312 | Homes for the elderly | 979 | 3 862 | 16 479 | 12 | 1 | — | 3 | 2 | 3 | 2 | 1 | — | — |
| 624 | Social assistance | 2 084 | 7 660 | 32 734 | 148 | 43 | 36 | 40 | 24 | 3 | 2 | — | — | — |
| 6241 | Individual & family services | 777 | 3 151 | 13 750 | 48 | 20 | 10 | 7 | 8 | 1 | 2 | — | — | — |
| 62411 | Child & youth services | 148 | 648 | 2 904 | 12 | 5 | 1 | 3 | 3 | — | — | — | — | — |
| 624110 | Child & youth services | 148 | 648 | 2 904 | 12 | 5 | 1 | 3 | 3 | — | — | — | — | — |
| 62412 | Services for elderly & disabled persons | 264 | 956 | 4 741 | 14 | 4 | 5 | 1 | 3 | — | 1 | — | — | — |
| 624120 | Services for elderly & disabled persons | 264 | 956 | 4 741 | 14 | 4 | 5 | 1 | 3 | — | 1 | — | — | — |
| 62419 | Other individual & family services | 365 | 1 547 | 6 105 | 22 | 11 | 4 | 3 | 2 | 1 | 1 | — | — | — |
| 624190 | Other individual & family services | 365 | 1 547 | 6 105 | 22 | 11 | 4 | 3 | 2 | 1 | 1 | — | — | — |
| 6242 | Community, emergency & other relief services .. | 148 | 459 | 2 007 | 8 | 2 | 4 | — | 1 | 1 | — | — | — | — |
| 6243 | Vocational rehabilitation services | 114 | 793 | 3 020 | 4 | — | 1 | 2 | — | 1 | — | — | — | — |
| 62431 | Vocational rehabilitation services | 114 | 793 | 3 020 | 4 | — | 1 | 2 | — | 1 | — | — | — | — |
| 624310 | Vocational rehabilitation services | 114 | 793 | 3 020 | 4 | — | 1 | 2 | — | 1 | — | — | — | — |
| 6244 | Child day care services | 1 045 | 3 257 | 13 957 | 88 | 21 | 21 | 31 | 15 | — | — | — | — | — |
| 62441 | Child day care services | 1 045 | 3 257 | 13 957 | 88 | 21 | 21 | 31 | 15 | — | — | — | — | — |
| 624410 | Child day care services | 1 045 | 3 257 | 13 957 | 88 | 21 | 21 | 31 | 15 | — | — | — | — | — |
| 71 | Arts, entertainment & recreation | 3 695 | 12 543 | 79 664 | 292 | 204 | 33 | 18 | 23 | 9 | 3 | 1 | — | 1 |
| 711 | Performing arts, spectator sports & related industries | 198 | 1 286 | 7 016 | 47 | 32 | 9 | 4 | 2 | — | — | — | — | — |
| 713 | Amusement, gambling & recreation industries | 3 475 | 11 122 | 72 035 | 241 | 169 | 24 | 13 | 21 | 9 | 3 | 1 | — | 1 |
| 7131 | Amusement parks & arcades | 1 765 | 5 314 | 37 746 | 23 | 11 | 4 | 1 | 3 | 1 | 1 | 1 | — | 1 |
| 71311 | Amusement & theme parks | 1 295 | 4 238 | 28 792 | 9 | 3 | 2 | — | 2 | 1 | — | — | — | 1 |
| 713110 | Amusement & theme parks | 1 295 | 4 238 | 28 792 | 9 | 3 | 2 | — | 2 | 1 | — | — | — | 1 |
| 71312 | Amusement arcades | 470 | 1 076 | 8 954 | 14 | 8 | 2 | 1 | 1 | — | 1 | 1 | — | — |
| 713120 | Amusement arcades | 470 | 1 076 | 8 954 | 14 | 8 | 2 | 1 | 1 | — | 1 | 1 | — | — |
| 7139 | Other amusement & recreation industries | 1 699 | 5 785 | 34 171 | 214 | 156 | 18 | 12 | 18 | 8 | 2 | — | — | — |
| 71391 | Golf courses & country clubs | 125 | 979 | 7 404 | 7 | 3 | — | — | 3 | 1 | — | — | — | — |
| 713910 | Golf courses & country clubs | 125 | 979 | 7 404 | 7 | 3 | — | — | 3 | 1 | — | — | — | — |
| 71393 | Marinas | 303 | 1 692 | 9 945 | 75 | 57 | 11 | 5 | 1 | 1 | — | — | — | — |
| 713930 | Marinas | 303 | 1 692 | 9 945 | 75 | 57 | 11 | 5 | 1 | 1 | — | — | — | — |
| 71394 | Fitness & recreational sports centers | 1 097 | 2 577 | 12 131 | 64 | 37 | 2 | 6 | 11 | 6 | 2 | — | — | — |
| 713940 | Fitness & recreational sports centers | 1 097 | 2 577 | 12 131 | 64 | 37 | 2 | 6 | 11 | 6 | 2 | — | — | — |
| 72 | Accommodation & food services | 10 228 | 28 324 | 144 036 | 900 | 506 | 143 | 91 | 109 | 43 | 7 | 1 | — | — |
| 721 | Accommodation | 835 | 2 955 | 17 432 | 111 | 86 | 10 | 4 | 4 | 7 | — | — | — | — |
| 7211 | Traveler accommodation | 797 | 2 802 | 16 331 | 94 | 72 | 7 | 4 | 4 | 7 | — | — | — | — |
| 72111 | Hotels (exc casino hotels) & motels | 793 | 2 798 | 16 254 | 88 | 66 | 7 | 4 | 4 | 7 | — | — | — | — |
| 721110 | Hotels (exc casino hotels) & motels | 793 | 2 798 | 16 254 | 88 | 66 | 7 | 4 | 4 | 7 | — | — | — | — |
| 722 | Food services & drinking places | 9 393 | 25 369 | 126 604 | 789 | 420 | 133 | 87 | 105 | 36 | 7 | 1 | — | — |
| 7221 | Full-service restaurants | 5 218 | 14 737 | 75 011 | 314 | 141 | 58 | 30 | 54 | 25 | 5 | 1 | — | — |
| 72211 | Full-service restaurants | 5 218 | 14 737 | 75 011 | 314 | 141 | 58 | 30 | 54 | 25 | 5 | 1 | — | — |
| 722110 | Full-service restaurants | 5 218 | 14 737 | 75 011 | 314 | 141 | 58 | 30 | 54 | 25 | 5 | 1 | — | — |
| 7222 | Limited-service eating places | 3 309 | 8 471 | 40 873 | 392 | 243 | 57 | 42 | 39 | 9 | 2 | — | — | — |
| 72221 | Limited-service eating places | 3 309 | 8 471 | 40 873 | 392 | 243 | 57 | 42 | 39 | 9 | 2 | — | — | — |
| 722211 | Limited-service restaurants | 2 803 | 7 179 | 34 124 | 289 | 171 | 45 | 30 | 32 | 9 | 2 | — | — | — |
| 722213 | Snack & nonalcoholic beverage bars | 500 | 1 280 | 6 657 | 99 | 68 | 12 | 12 | 7 | — | — | — | — | — |
| 7223 | Special food services | 413 | 1 111 | 4 544 | 40 | 19 | 7 | 7 | 7 | — | — | — | — | — |
| 72231 | Food service contractors | 347 | 864 | 3 347 | 25 | 10 | 3 | 5 | 7 | — | — | — | — | — |
| 722310 | Food service contractors | 347 | 864 | 3 347 | 25 | 10 | 3 | 5 | 7 | — | — | — | — | — |
| 7224 | Drinking places (alcoholic beverages) | 453 | 1 050 | 6 176 | 43 | 17 | 11 | 8 | 5 | 2 | — | — | — | — |
| 72241 | Drinking places (alcoholic beverages) | 453 | 1 050 | 6 176 | 43 | 17 | 11 | 8 | 5 | 2 | — | — | — | — |
| 722410 | Drinking places (alcoholic beverages) | 453 | 1 050 | 6 176 | 43 | 17 | 11 | 8 | 5 | 2 | — | — | — | — |
| 81 | Other services (except public administration) | 6 486 | 29 736 | 126 477 | 1 183 | 759 | 279 | 101 | 32 | 9 | 3 | — | — | — |
| 811 | Repair & maintenance | 1 597 | 11 168 | 46 258 | 374 | 263 | 82 | 22 | 6 | — | 1 | — | — | — |
| 8111 | Automotive repair & maintenance | 1 077 | 6 957 | 29 128 | 258 | 170 | 62 | 21 | 5 | — | — | — | — | — |
| 81111 | Automotive mechanical & electrical R&M | 557 | 3 534 | 14 688 | 163 | 116 | 36 | 11 | — | — | — | — | — | — |
| 811111 | General automotive repair | 397 | 2 401 | 10 037 | 130 | 101 | 21 | 8 | — | — | — | — | — | — |
| 81112 | Automotive body, paint, interior & glass repair | 313 | 2 621 | 10 861 | 59 | 35 | 16 | 5 | 3 | — | — | — | — | — |
| 811121 | Automotive body, paint & interior R&M | 300 | 2 554 | 10 586 | 53 | 29 | 16 | 5 | 3 | — | — | — | — | — |
| 81119 | Other automotive R&M | 207 | 802 | 3 579 | 36 | 19 | 10 | 5 | 2 | — | — | — | — | — |
| 811192 | Car washes | 140 | 418 | 1 957 | 24 | 14 | 5 | 4 | 1 | — | — | — | — | — |
| 8113 | Commercial equipment (exc auto & elec) R&M | 113 | 765 | 3 490 | 38 | 28 | 9 | 1 | — | — | — | — | — | — |
| 81131 | Commercial equipment (exc auto & elec) R&M | 113 | 765 | 3 490 | 38 | 28 | 9 | 1 | — | — | — | — | — | — |
| 811310 | Commercial equipment (exc auto & elec) R&M | 113 | 765 | 3 490 | 38 | 28 | 9 | 1 | — | — | — | — | — | — |
| 8114 | Personal & household goods R&M | 331 | 3 020 | 11 525 | 49 | 42 | 5 | — | 1 | — | 1 | — | — | — |
| 81141 | Home, garden equipment & appliance R&M | 226 | 2 329 | 8 258 | 13 | 11 | 1 | — | — | — | 1 | — | — | — |

See footnotes at end of table.

Table 6. Counties—Employees, Payroll, and Establishments by Industry: 2001—Con.

[Excludes most government employees, railroad employees, and self-employed persons. Size class 1 to 4 includes establishments with payroll, but no employees, during mid-March pay period. (D) denotes figures withheld to avoid disclosing data for individual companies; the data are included in broader industry totals. Detailed industries with 100 or more employees are shown if industry was not a (D). For explanation of terms, abbreviations, and data reliability/comparability, see introductory text]

| NAICS code | Industry | Number of employees for week including March 12 | Payroll (\$1,000) | | Total number of establishments | Number of establishments by employment-size class | | | | | | | | |
|-------------------|---|---|-------------------|------------------|--------------------------------|---|--------------|--------------|------------|------------|------------|------------|------------|---------------|
| | | | First quarter | Annual | | 1 to 4 | 5 to 9 | 10 to 19 | 20 to 49 | 50 to 99 | 100 to 249 | 250 to 499 | 500 to 999 | 1,000 or more |
| OCEAN—Con. | | | | | | | | | | | | | | |
| 81 | Other services (except public administration)—Con. | | | | | | | | | | | | | |
| 812 | Personal & laundry services | 2 002 | 6 421 | 29 035 | 436 | 285 | 98 | 43 | 9 | 1 | — | — | — | — |
| 8121 | Personal care services | 1 343 | 3 481 | 15 705 | 278 | 165 | 75 | 32 | 6 | — | — | — | — | — |
| 81211 | Hair, nail & skin care services | 1 210 | 3 093 | 13 763 | 240 | 136 | 69 | 30 | 5 | — | — | — | — | — |
| 812112 | Beauty salons | 1 066 | 2 753 | 12 155 | 196 | 102 | 61 | 29 | 4 | — | — | — | — | — |
| 81219 | Other personal care services | 133 | 388 | 1 942 | 38 | 29 | 6 | 2 | 1 | — | — | — | — | — |
| 812199 | Other personal care services | 115 | 252 | 1 357 | 31 | 23 | 5 | 2 | 1 | — | — | — | — | — |
| 8122 | Death care services | 326 | 1 590 | 7 674 | 38 | 20 | 10 | 5 | 2 | 1 | — | — | — | — |
| 81221 | Funeral homes | 291 | 1 421 | 7 078 | 31 | 16 | 8 | 4 | 2 | 1 | — | — | — | — |
| 812210 | Funeral homes | 291 | 1 421 | 7 078 | 31 | 16 | 8 | 4 | 2 | 1 | — | — | — | — |
| 8123 | Drycleaning & laundry services | 226 | 735 | 3 078 | 65 | 52 | 8 | 4 | 1 | — | — | — | — | — |
| 81232 | Drycleaning & laundry services (exc coin-op) . | 169 | 596 | 2 418 | 40 | 31 | 4 | 4 | 1 | — | — | — | — | — |
| 812320 | Drycleaning & laundry services (exc coin-op) . | 169 | 596 | 2 418 | 40 | 31 | 4 | 4 | 1 | — | — | — | — | — |
| 8129 | Other personal services | 107 | 615 | 2 578 | 55 | 48 | 5 | 2 | — | — | — | — | — | — |
| 813 | Religious, grantmaking, civic, prof & like organizations | 2 887 | 12 147 | 51 184 | 373 | 211 | 99 | 36 | 17 | 8 | 2 | — | — | — |
| 8131 | Religious organizations | 1 766 | 6 706 | 27 498 | 170 | 82 | 52 | 18 | 11 | 5 | 2 | — | — | — |
| 81311 | Religious organizations | 1 766 | 6 706 | 27 498 | 170 | 82 | 52 | 18 | 11 | 5 | 2 | — | — | — |
| 813110 | Religious organizations | 1 766 | 6 706 | 27 498 | 170 | 82 | 52 | 18 | 11 | 5 | 2 | — | — | — |
| 8134 | Civic & social organizations | 167 | 649 | 3 148 | 33 | 20 | 8 | 4 | 1 | — | — | — | — | — |
| 81341 | Civic & social organizations | 167 | 649 | 3 148 | 33 | 20 | 8 | 4 | 1 | — | — | — | — | — |
| 813410 | Civic & social organizations | 167 | 649 | 3 148 | 33 | 20 | 8 | 4 | 1 | — | — | — | — | — |
| 8139 | Business, labor, political, like organizations | 843 | 4 238 | 18 064 | 153 | 100 | 33 | 13 | 4 | 3 | — | — | — | — |
| 81393 | Labor unions & similar labor organizations | 124 | 258 | 1 070 | 21 | 9 | 9 | 2 | 1 | — | — | — | — | — |
| 813930 | Labor unions & similar labor organizations | 124 | 258 | 1 070 | 21 | 9 | 9 | 2 | 1 | — | — | — | — | — |
| 81399 | Oth similar organizations (exc business, prof, labor, pol) | 585 | 3 166 | 13 788 | 94 | 61 | 19 | 9 | 2 | 3 | — | — | — | — |
| 813990 | Oth similar organizations (exc business, prof, labor, pol) | 585 | 3 166 | 13 788 | 94 | 61 | 19 | 9 | 2 | 3 | — | — | — | — |
| 95 | Auxiliaries (exc corporate, subsidiary & regional mgt) | 103 | 1 601 | 5 707 | 6 | 2 | 1 | — | 3 | — | — | — | — | — |
| 99 | Unclassified establishments | 192 | 674 | 3 896 | 152 | 142 | 8 | 2 | — | — | — | — | — | — |
| PASSAIC | | | | | | | | | | | | | | |
| | Total | 172 511 | 1 514 177 | 6 189 269 | 11 843 | 7 024 | 1 941 | 1 321 | 948 | 330 | 198 | 54 | 19 | 8 |
| 11 | Forestry, fishing, hunting, and agriculture support | (A) | (D) | (D) | 3 | 3 | — | — | — | — | — | — | — | — |
| 21 | Mining | 174 | 2 054 | 10 783 | 7 | 2 | — | 2 | 2 | 1 | — | — | — | — |
| 212 | Mining (except oil & gas) | (C) | (D) | (D) | 6 | 1 | — | 2 | 2 | 1 | — | — | — | — |
| 2123 | Nonmetallic mineral mining & quarrying | (C) | (D) | (D) | 6 | 1 | — | 2 | 2 | 1 | — | — | — | — |
| 21231 | Stone mining & quarrying | 170 | 2 035 | 10 698 | 5 | — | — | 2 | 2 | 1 | — | — | — | — |
| 22 | Utilities | (F) | (D) | (D) | 6 | 3 | — | — | — | 1 | 1 | 1 | — | — |
| 221 | Utilities | (F) | (D) | (D) | 6 | 3 | — | — | — | 1 | 1 | 1 | — | — |
| 2211 | Elec pwr generation, transmsn & distribution | (F) | (D) | (D) | 4 | 1 | — | — | — | 1 | 1 | 1 | — | — |
| 22112 | Electric pwr transmsn, control & distribution .. | (F) | (D) | (D) | 3 | — | — | — | — | 1 | 1 | 1 | — | — |
| 23 | Construction | 9 948 | 110 735 | 476 287 | 1 277 | 907 | 164 | 106 | 77 | 8 | 10 | 5 | — | — |
| 233 | Building, developing & general contracting | 1 629 | 13 917 | 68 338 | 324 | 241 | 41 | 26 | 13 | 3 | — | — | — | — |
| 2332 | Residential building construction | 688 | 5 152 | 25 107 | 224 | 190 | 20 | 12 | 2 | — | — | — | — | — |
| 23321 | Single-family housing construction | 581 | 4 082 | 20 005 | 205 | 175 | 20 | 9 | 1 | — | — | — | — | — |
| 233210 | Single-family housing construction | 581 | 4 082 | 20 005 | 205 | 175 | 20 | 9 | 1 | — | — | — | — | — |
| 23322 | Multifamily housing construction | 107 | 1 070 | 5 102 | 19 | 15 | — | 3 | 1 | — | — | — | — | — |
| 233220 | Multifamily housing construction | 107 | 1 070 | 5 102 | 19 | 15 | — | 3 | 1 | — | — | — | — | — |
| 2333 | Nonresidential building construction | 873 | 8 354 | 40 515 | 89 | 45 | 17 | 14 | 10 | 3 | — | — | — | — |
| 23332 | Commercial & institutional bldg construction .. | 845 | 7 985 | 39 357 | 79 | 36 | 16 | 14 | 10 | 3 | — | — | — | — |
| 233320 | Commercial & institutional bldg construction .. | 845 | 7 985 | 39 357 | 79 | 36 | 16 | 14 | 10 | 3 | — | — | — | — |
| 234 | Heavy construction | 475 | 5 970 | 35 281 | 38 | 23 | 3 | 6 | 5 | — | 1 | — | — | — |
| 2341 | Highway, street, bridge & tunnel construction ... | 263 | 3 734 | 21 184 | 16 | 10 | 1 | 3 | 1 | — | 1 | — | — | — |
| 23411 | Highway & street construction | 263 | 3 734 | 21 184 | 16 | 10 | 1 | 3 | 1 | — | 1 | — | — | — |
| 234110 | Highway & street construction | 263 | 3 734 | 21 184 | 16 | 10 | 1 | 3 | 1 | — | 1 | — | — | — |
| 2349 | Other heavy construction | 212 | 2 236 | 14 097 | 22 | 13 | 2 | 3 | 4 | — | — | — | — | — |
| 235 | Special trade contractors | 7 844 | 90 848 | 372 668 | 915 | 643 | 120 | 74 | 59 | 5 | 9 | 5 | — | — |
| 2351 | Plumbing, heating & AC contractor | 1 762 | 24 181 | 96 337 | 219 | 145 | 34 | 18 | 20 | — | 1 | 1 | — | — |
| 23511 | Plumbing, heating & AC contractor | 1 762 | 24 181 | 96 337 | 219 | 145 | 34 | 18 | 20 | — | 1 | 1 | — | — |
| 235110 | Plumbing, heating & AC contractor | 1 762 | 24 181 | 96 337 | 219 | 145 | 34 | 18 | 20 | — | 1 | 1 | — | — |
| 2352 | Painting & wall covering contractors | 232 | 1 574 | 9 013 | 64 | 52 | 5 | 4 | 3 | — | — | — | — | — |
| 23521 | Painting & wall covering contractors | 232 | 1 574 | 9 013 | 64 | 52 | 5 | 4 | 3 | — | — | — | — | — |
| 235210 | Painting & wall covering contractors | 232 | 1 574 | 9 013 | 64 | 52 | 5 | 4 | 3 | — | — | — | — | — |
| 2353 | Electrical contractors | 2 076 | 28 458 | 113 151 | 164 | 106 | 28 | 12 | 11 | 2 | 3 | 2 | — | — |
| 23531 | Electrical contractors | 2 076 | 28 458 | 113 151 | 164 | 106 | 28 | 12 | 11 | 2 | 3 | 2 | — | — |
| 235310 | Electrical contractors | 2 076 | 28 458 | 113 151 | 164 | 106 | 28 | 12 | 11 | 2 | 3 | 2 | — | — |

See footnotes at end of table.

Table 6. Counties—Employees, Payroll, and Establishments by Industry: 2001—Con.

[Excludes most government employees, railroad employees, and self-employed persons. Size class 1 to 4 includes establishments with payroll, but no employees, during mid-March pay period. (D) denotes figures withheld to avoid disclosing data for individual companies; the data are included in broader industry totals. Detailed industries with 100 or more employees are shown if industry was not a (D). For explanation of terms, abbreviations, and data reliability/comparability, see introductory text]

| NAICS code | Industry | Number of employees for week including March 12 | Payroll (\$1,000) | | Total number of establishments | Number of establishments by employment-size class | | | | | | | | | | |
|--------------|---|---|-------------------|------------------|--------------------------------|---|------------|------------|------------|-----------|------------|------------|------------|---------------|----------|----------|
| | | | First quarter | Annual | | 1 to 4 | 5 to 9 | 10 to 19 | 20 to 49 | 50 to 99 | 100 to 249 | 250 to 499 | 500 to 999 | 1,000 or more | | |
| 23 | PASSAIC—Con. | | | | | | | | | | | | | | | |
| | Construction—Con. | | | | | | | | | | | | | | | |
| 235 | Special trade contractors—Con. | | | | | | | | | | | | | | | |
| 2354 | Masonry, drywall, insulation, tile contractors . . . | 1 507 | 15 632 | 62 060 | 105 | 77 | 13 | 6 | 4 | 1 | 2 | 2 | — | — | — | — |
| 23541 | Masonry & stone contractors | 556 | 5 114 | 21 989 | 54 | 45 | 5 | 3 | — | — | — | 1 | — | — | — | — |
| 235410 | Masonry & stone contractors | 556 | 5 114 | 21 989 | 54 | 45 | 5 | 3 | — | — | — | 1 | — | — | — | — |
| 23542 | Drywall, acoustical & insulation contractors . . . | 850 | 9 602 | 38 163 | 39 | 24 | 6 | 2 | 4 | — | 2 | 1 | — | — | — | — |
| 235420 | Drywall, acoustical & insulation contractors . . . | 850 | 9 602 | 38 163 | 39 | 24 | 6 | 2 | 4 | — | 2 | 1 | — | — | — | — |
| 23543 | Tile, marble, terrazzo & mosaic contractors . . . | 101 | 916 | 1 908 | 12 | 8 | 2 | 1 | — | 1 | — | — | — | — | — | — |
| 235430 | Tile, marble, terrazzo & mosaic contractors | 101 | 916 | 1 908 | 12 | 8 | 2 | 1 | — | 1 | — | — | — | — | — | — |
| 2355 | Carpentry & floor contractors | 481 | 5 233 | 19 236 | 116 | 91 | 12 | 8 | 5 | — | — | — | — | — | — | — |
| 23551 | Carpentry contractors | 278 | 1 724 | 9 103 | 90 | 75 | 8 | 6 | 1 | — | — | — | — | — | — | — |
| 235510 | Carpentry contractors | 278 | 1 724 | 9 103 | 90 | 75 | 8 | 6 | 1 | — | — | — | — | — | — | — |
| 23552 | Floor laying & other floor contractors | 203 | 3 509 | 10 133 | 26 | 16 | 4 | 2 | 4 | — | — | — | — | — | — | — |
| 235520 | Floor laying & other floor contractors | 203 | 3 509 | 10 133 | 26 | 16 | 4 | 2 | 4 | — | — | — | — | — | — | — |
| 2356 | Roofing, siding, & sheet metal contractors | 550 | 5 576 | 21 784 | 71 | 55 | 7 | 4 | 3 | — | 2 | — | — | — | — | — |
| 23561 | Roofing, siding, & sheet metal contractors | 550 | 5 576 | 21 784 | 71 | 55 | 7 | 4 | 3 | — | 2 | — | — | — | — | — |
| 235610 | Roofing, siding, & sheet metal contractors | 550 | 5 576 | 21 784 | 71 | 55 | 7 | 4 | 3 | — | 2 | — | — | — | — | — |
| 2357 | Concrete contractors | (C) | (D) | (D) | 18 | 8 | 3 | 6 | 1 | — | — | — | — | — | — | — |
| 23571 | Concrete contractors | (C) | (D) | (D) | 18 | 8 | 3 | 6 | 1 | — | — | — | — | — | — | — |
| 2359 | Other special trade contractors | 1 088 | 9 093 | 44 648 | 156 | 108 | 17 | 16 | 12 | 2 | 1 | — | — | — | — | — |
| 23593 | Excavation contractors | 174 | 1 524 | 7 794 | 41 | 35 | 2 | 3 | — | 1 | — | — | — | — | — | — |
| 235930 | Excavation contractors | 174 | 1 524 | 7 794 | 41 | 35 | 2 | 3 | — | 1 | — | — | — | — | — | — |
| 23594 | Wrecking & demolition contractors | 156 | 686 | 2 443 | 6 | 2 | 1 | 1 | 1 | — | 1 | — | — | — | — | — |
| 235940 | Wrecking & demolition contractors | 156 | 686 | 2 443 | 6 | 2 | 1 | 1 | 1 | — | 1 | — | — | — | — | — |
| 23595 | Bldg equip & oth mach installation contractor . . . | 170 | 1 867 | 7 922 | 18 | 8 | 2 | 5 | 3 | — | — | — | — | — | — | — |
| 235950 | Bldg equip & oth mach installation contractor | 170 | 1 867 | 7 922 | 18 | 8 | 2 | 5 | 3 | — | — | — | — | — | — | — |
| 23599 | All other special trade contractors | 464 | 3 533 | 18 770 | 71 | 48 | 11 | 5 | 6 | 1 | — | — | — | — | — | — |
| 235990 | All other special trade contractors | 464 | 3 533 | 18 770 | 71 | 48 | 11 | 5 | 6 | 1 | — | — | — | — | — | — |
| 31-33 | Manufacturing | 29 743 | 297 254 | 1 198 374 | 970 | 303 | 139 | 194 | 196 | 72 | 54 | 8 | 2 | 2 | 2 | 2 |
| 311 | Food mfg | 3 153 | 32 186 | 137 587 | 68 | 24 | 13 | 11 | 9 | 5 | 4 | 1 | — | — | — | 1 |
| 3111 | Animal food mfg | (C) | (D) | (D) | 2 | 1 | — | — | — | — | 1 | — | — | — | — | — |
| 31111 | Animal food mfg | (C) | (D) | (D) | 2 | 1 | — | — | — | — | 1 | — | — | — | — | — |
| 3116 | Animal slaughtering & processing | 629 | 5 036 | 26 795 | 8 | 1 | 1 | 2 | 1 | 1 | 1 | 1 | — | — | — | — |
| 31161 | Animal slaughtering & processing | 629 | 5 036 | 26 795 | 8 | 1 | 1 | 2 | 1 | 1 | 1 | 1 | — | — | — | — |
| 311612 | Meat processed from carcasses | 499 | 4 459 | 25 084 | 4 | — | 1 | 2 | 1 | — | 1 | 1 | — | — | — | — |
| 3118 | Bakeries & tortilla mfg | 1 974 | 18 900 | 77 982 | 44 | 19 | 6 | 7 | 7 | 3 | 1 | — | — | — | — | 1 |
| 31181 | Bread & bakery product mfg | 1 587 | 14 544 | 59 320 | 37 | 18 | 5 | 7 | 4 | 2 | — | — | — | — | — | 1 |
| 311811 | Retail bakeries | 158 | 537 | 2 173 | 26 | 15 | 5 | 5 | 1 | — | — | — | — | — | — | — |
| 31182 | Cookie, cracker & pasta mfg | (E) | (D) | (D) | 6 | 1 | 1 | — | 2 | 1 | 1 | — | — | — | — | — |
| 3119 | Other food mfg | 297 | 5 328 | 19 998 | 6 | — | 3 | 1 | 1 | — | 1 | — | — | — | — | — |
| 31199 | All other food mfg | (E) | (D) | (D) | 3 | — | 1 | — | 1 | — | 1 | — | — | — | — | — |
| 313 | Textile mills | 1 833 | 16 456 | 61 592 | 56 | 12 | 9 | 10 | 12 | 10 | 3 | — | — | — | — | — |
| 3132 | Fabric mills | 524 | 4 066 | 13 857 | 23 | 5 | 5 | 5 | 6 | 1 | 1 | — | — | — | — | — |
| 31321 | Broadwoven fabric mills | 278 | 2 002 | 5 869 | 7 | 2 | — | 1 | 2 | 1 | 1 | — | — | — | — | — |
| 313210 | Broadwoven fabric mills | 278 | 2 002 | 5 869 | 7 | 2 | — | 1 | 2 | 1 | 1 | — | — | — | — | — |
| 31324 | Knit fabric mills | 219 | 1 770 | 6 704 | 11 | 1 | 2 | 4 | 4 | — | — | — | — | — | — | — |
| 313241 | Weft knit fabric mills | 152 | 1 207 | 4 391 | 6 | — | 1 | 2 | 3 | — | — | — | — | — | — | — |
| 3133 | Textile, fabric finishing, fabric coating mills | 1 285 | 12 296 | 47 396 | 30 | 5 | 4 | 4 | 6 | 9 | 2 | — | — | — | — | — |
| 31331 | Textile & fabric finishing mills | (G) | (D) | (D) | 26 | 3 | 3 | 4 | 6 | 9 | 1 | — | — | — | — | — |
| 313311 | Broadwoven fabric finishing mills | 735 | 6 903 | 24 455 | 19 | 3 | — | 4 | 5 | 7 | — | — | — | — | — | — |
| 31332 | Fabric coating mills | (E) | (D) | (D) | 4 | 2 | 1 | — | — | — | — | — | — | — | — | — |
| 314 | Textile product mills | 524 | 3 234 | 14 374 | 23 | 6 | 5 | 5 | 3 | 2 | 2 | — | — | — | — | — |
| 3141 | Textile furnishings mills | 411 | 2 380 | 11 030 | 12 | 4 | 2 | — | 2 | 2 | 2 | — | — | — | — | — |
| 31412 | Curtain & linen mills | 411 | 2 380 | 11 030 | 12 | 4 | 2 | — | 2 | 2 | 2 | — | — | — | — | — |
| 3149 | Other textile product mills | 113 | 854 | 3 344 | 11 | 2 | 3 | 5 | 1 | — | — | — | — | — | — | — |
| 31499 | All other textile product mills | (C) | (D) | (D) | 10 | 2 | 3 | 4 | 1 | — | — | — | — | — | — | — |
| 315 | Apparel manufacturing | 1 164 | 5 274 | 24 639 | 50 | 15 | 4 | 11 | 15 | 3 | 2 | — | — | — | — | — |
| 3152 | Cut & sew apparel mfg | 994 | 4 302 | 20 677 | 37 | 9 | 2 | 10 | 11 | 3 | 2 | — | — | — | — | — |
| 31521 | Cut & sew apparel contractors | 582 | 1 968 | 9 147 | 21 | 6 | 1 | 5 | 6 | 2 | 1 | — | — | — | — | — |
| 31523 | Women's, girls' cut & sew apparel mfg | 361 | 1 918 | 10 065 | 12 | 2 | 1 | 3 | 4 | 1 | 1 | — | — | — | — | — |
| 315234 | Women's, girls' cut & sew suit, coat, skirt mfg | 149 | 978 | 5 050 | 6 | 1 | 1 | 2 | 1 | 1 | — | — | — | — | — | — |
| 315239 | Women's, girls' cut & sew other outerwear mfg | 212 | 940 | 5 015 | 6 | — | — | 1 | 3 | — | 1 | — | — | — | — | — |
| 3159 | Apparel accessories & other apparel mfg | 106 | 779 | 3 078 | 7 | 4 | — | 1 | 2 | — | — | — | — | — | — | — |
| 31599 | Apparel accessories & other apparel mfg | 106 | 779 | 3 078 | 7 | 4 | — | 1 | 2 | — | — | — | — | — | — | — |
| 321 | Wood product mfg | 181 | 980 | 4 802 | 15 | 10 | 1 | 3 | — | — | 1 | — | — | — | — | — |
| 3219 | Other wood product mfg | (C) | (D) | (D) | 14 | 9 | 1 | 3 | — | — | 1 | — | — | — | — | — |
| 32191 | Millwork | 123 | 480 | 2 199 | 8 | 6 | 1 | — | — | — | 1 | — | — | — | — | — |
| 321911 | Wood window & door mfg | 108 | 383 | 1 755 | 4 | 3 | — | — | — | — | 1 | — | — | — | — | — |
| 322 | Paper mfg | 1 608 | 15 391 | 61 367 | 31 | 7 | 2 | 6 | 7 | 2 | 6 | 1 | — | — | — | — |
| 3221 | Pulp, paper & paperboard mills | (C) | (D) | (D) | 1 | — | — | — | — | — | — | 1 | — | — | — | — |
| 32213 | Paperboard mills | (C) | (D) | (D) | 1 | — | — | — | — | — | — | 1 | — | — | — | — |
| 3222 | Converted paper product mfg | (G) | (D) | (D) | 30 | 7 | 2 | 6 | 7 | 2 | 5 | 1 | — | — | — | — |
| 32221 | Paperboard container mfg | 445 | 4 339 | 16 716 | 11 | 4 | — | 2 | 3 | — | 2 | — | — | — | — | — |
| 32222 | Paper bag & coated & treated paper mfg | 673 | 5 617 | 22 356 | 9 | 2 | — | 1 | 2 | 2 | 1 | 1 | — | — | — | — |
| 322222 | Coated & laminated paper mfg | 115 | 1 132 | 4 222 | 5 | 2 | — | 1 | 1 | 1 | — | — | — | — | — | — |
| 32223 | Stationery product mfg | 347 | 3 809 | 15 501 | 7 | — | 2 | 1 | 2 | — | 2 | — | — | — | — | — |

See footnotes at end of table.

Table 6. Counties—Employees, Payroll, and Establishments by Industry: 2001—Con.

[Excludes most government employees, railroad employees, and self-employed persons. Size class 1 to 4 includes establishments with payroll, but no employees, during mid-March pay period. (D) denotes figures withheld to avoid disclosing data for individual companies; the data are included in broader industry totals. Detailed industries with 100 or more employees are shown if industry was not a (D). For explanation of terms, abbreviations, and data reliability/comparability, see introductory text]

| NAICS code | Industry | Number of employees for week including March 12 | Payroll (\$1,000) | | Total number of establishments | Number of establishments by employment-size class | | | | | | | | | |
|---------------------------------|--|---|-------------------|---------|--------------------------------|---|--------|----------|----------|----------|------------|------------|------------|---------------|--|
| | | | First quarter | Annual | | 1 to 4 | 5 to 9 | 10 to 19 | 20 to 49 | 50 to 99 | 100 to 249 | 250 to 499 | 500 to 999 | 1,000 or more | |
| PASSAIC—Con. | | | | | | | | | | | | | | | |
| 31-33 Manufacturing—Con. | | | | | | | | | | | | | | | |
| 323 | Printing & related support activities | 1 883 | 21 762 | 78 980 | 93 | 36 | 18 | 14 | 16 | 6 | 2 | 1 | — | — | |
| 3231 | Printing & related support activities | 1 883 | 21 762 | 78 980 | 93 | 36 | 18 | 14 | 16 | 6 | 2 | 1 | — | — | |
| 32311 | Printing | 1 499 | 18 184 | 63 609 | 72 | 26 | 16 | 11 | 12 | 5 | 1 | 1 | — | — | |
| 323110 | Commercial lithographic printing | 826 | 13 547 | 45 202 | 35 | 9 | 11 | 6 | 6 | 2 | — | 1 | — | — | |
| 323113 | Commercial screen printing | 200 | 1 662 | 6 755 | 12 | 6 | — | 3 | 2 | 1 | — | — | — | — | |
| 323119 | Other commercial printing | 218 | 1 080 | 4 744 | 10 | 5 | 2 | 1 | 1 | — | 1 | — | — | — | |
| 32312 | Printing support activities | 384 | 3 578 | 15 371 | 21 | 10 | 2 | 3 | 4 | 1 | 1 | — | — | — | |
| 323121 | Tradebinding & related work | 237 | 1 819 | 8 119 | 7 | 4 | — | — | 1 | 1 | 1 | — | — | — | |
| 323122 | Prepress services | 147 | 1 759 | 7 252 | 14 | 6 | 2 | 3 | 3 | — | — | — | — | — | |
| 325 | Chemical mfg | 2 987 | 34 916 | 139 846 | 66 | 8 | 10 | 14 | 15 | 10 | 8 | 1 | — | — | |
| 3251 | Basic chemical mfg | 376 | 4 622 | 18 187 | 11 | 1 | 2 | 2 | 3 | 2 | 1 | — | — | — | |
| 32513 | Synthetic dye & pigment mfg | 338 | 4 032 | 15 307 | 7 | — | — | 1 | 3 | 2 | 1 | — | — | — | |
| 3254 | Pharmaceutical & medicine mfg | 881 | 11 779 | 49 520 | 15 | 3 | 1 | 4 | 2 | 3 | 1 | 1 | — | — | |
| 32541 | Pharmaceutical & medicine mfg | 881 | 11 779 | 49 520 | 15 | 3 | 1 | 4 | 2 | 3 | 1 | 1 | — | — | |
| 325412 | Pharmaceutical preparation mfg | 759 | 10 315 | 43 427 | 9 | 2 | — | 2 | 1 | 2 | 1 | 1 | — | — | |
| 3255 | Paint, coating & adhesive mfg | 205 | 2 019 | 10 987 | 11 | 2 | 2 | 2 | 2 | 5 | — | — | — | — | |
| 32552 | Adhesive mfg | 109 | 1 111 | 5 985 | 7 | 1 | 2 | 2 | 2 | — | — | — | — | — | |
| 325520 | Adhesive mfg | 109 | 1 111 | 5 985 | 7 | 1 | 2 | 2 | 2 | — | — | — | — | — | |
| 3256 | Soap, cleaners & toilet preparation mfg | 1 224 | 13 489 | 49 854 | 21 | 1 | 3 | 6 | 2 | 4 | 5 | — | — | — | |
| 32561 | Soap & cleaning compound mfg | 681 | 8 507 | 33 191 | 15 | 1 | 2 | 5 | 2 | 3 | 2 | — | — | — | |
| 325611 | Soap & other detergent mfg | 354 | 4 693 | 18 093 | 7 | — | 2 | 3 | — | 1 | 1 | — | — | — | |
| 325612 | Polish & other sanitation goods mfg | 119 | 770 | 3 594 | 4 | — | — | 2 | 1 | 1 | — | — | — | — | |
| 325613 | Surface active agent mfg | 208 | 3 044 | 11 504 | 4 | 1 | — | — | 1 | 1 | 1 | — | — | — | |
| 32562 | Toilet preparation mfg | 543 | 4 982 | 16 663 | 6 | — | 1 | 1 | — | 1 | 3 | — | — | — | |
| 325620 | Toilet preparation mfg | 543 | 4 982 | 16 663 | 6 | — | 1 | 1 | — | 1 | 3 | — | — | — | |
| 3259 | Other chemical product & preparation mfg | 301 | 3 007 | 11 298 | 8 | 1 | 2 | — | 3 | 1 | 1 | — | — | — | |
| 32599 | All other chemical product & preparation mfg | (E) | (D) | (D) | 6 | 1 | 1 | — | 2 | 1 | 1 | — | — | — | |
| 326 | Plastics & rubber products mfg | 2 885 | 21 124 | 89 964 | 63 | 11 | 8 | 11 | 19 | 4 | 9 | 1 | — | — | |
| 3261 | Plastics product mfg | 2 704 | 19 601 | 83 829 | 55 | 10 | 6 | 10 | 15 | 4 | 9 | 1 | — | — | |
| 32611 | Unsupported plastics film, sheet, & bag mfg | 329 | 2 766 | 11 601 | 13 | 2 | 3 | 2 | 5 | — | 1 | — | — | — | |
| 32612 | Plastics pipe, pipe fitting, & unsupported profile shape mfg | 138 | 995 | 4 702 | 5 | 1 | — | 2 | 1 | 1 | — | — | — | — | |
| 326121 | Unsupported plastics profile shape mfg | 138 | 995 | 4 702 | 5 | 1 | — | 2 | 1 | 1 | — | — | — | — | |
| 32615 | Foam product (exc polystyrene) mfg | 234 | 1 525 | 6 172 | 4 | 1 | 1 | — | 1 | — | 1 | — | — | — | |
| 326150 | Foam product (exc polystyrene) mfg | 234 | 1 525 | 6 172 | 4 | 1 | 1 | — | 1 | — | 1 | — | — | — | |
| 32616 | Plastics bottle mfg | (C) | (D) | (D) | 1 | — | — | — | — | — | 1 | — | — | — | |
| 32619 | Other plastics product mfg | 1 806 | 12 697 | 53 809 | 27 | 3 | 2 | 4 | 8 | 3 | 6 | 1 | — | — | |
| 3262 | Rubber product mfg | 181 | 1 523 | 6 135 | 8 | 1 | 2 | 1 | 4 | — | — | — | — | — | |
| 32629 | Other rubber product mfg | (C) | (D) | (D) | 5 | — | 1 | 1 | 3 | — | — | — | — | — | |
| 327 | Nonmetallic mineral product mfg | 305 | 2 869 | 14 595 | 18 | 4 | 1 | 6 | 7 | — | — | — | — | — | |
| 3273 | Cement & concrete product mfg | 128 | 1 146 | 6 007 | 6 | — | — | 3 | 3 | — | — | — | — | — | |
| 331 | Primary metal mfg | 394 | 3 525 | 13 739 | 12 | 3 | 3 | 2 | 1 | 2 | 1 | — | — | — | |
| 3312 | Steel product mfg from purchased steel | (C) | (D) | (D) | 4 | 2 | — | 1 | — | — | 1 | — | — | — | |
| 33121 | Iron, steel pipe & tube mfg from purchased steel | (C) | (D) | (D) | 2 | — | — | 1 | — | — | 1 | — | — | — | |
| 3314 | Nonferrous (exc alum) production & processing | 155 | 1 380 | 5 322 | 7 | 1 | 3 | 1 | 1 | 1 | — | — | — | — | |
| 33142 | Copper rolling, drawing, extruding & alloying | (C) | (D) | (D) | 2 | — | — | — | 1 | 1 | — | — | — | — | |
| 332 | Fabricated metal product mfg | 3 539 | 33 630 | 136 404 | 176 | 56 | 26 | 45 | 35 | 7 | 7 | — | — | — | |
| 3321 | Forging & stamping | 167 | 1 226 | 4 582 | 8 | — | 2 | 2 | 4 | — | — | — | — | — | |
| 33211 | Forging & stamping | 167 | 1 226 | 4 582 | 8 | — | 2 | 2 | 4 | — | — | — | — | — | |
| 3323 | Architectural & structural metals mfg | 971 | 8 745 | 39 423 | 46 | 7 | 7 | 17 | 12 | 2 | 1 | — | — | — | |
| 33231 | Plate work & fabricated structural prod mfg | 106 | 1 122 | 4 608 | 8 | — | — | 6 | 1 | — | — | — | — | — | |
| 33232 | Ornamental & architectural metal prod mfg | 865 | 7 623 | 34 815 | 38 | 6 | 7 | 11 | 11 | 2 | 1 | — | — | — | |
| 332321 | Metal window & door mfg | 399 | 2 647 | 14 017 | 11 | 1 | 1 | 4 | 3 | 1 | 1 | — | — | — | |
| 332322 | Sheet metal work mfg | 403 | 4 524 | 18 833 | 21 | 3 | 5 | 5 | 7 | 1 | — | — | — | — | |
| 3326 | Spring & wire product mfg | 387 | 2 605 | 9 879 | 8 | 2 | — | 3 | 1 | — | 2 | — | — | — | |
| 33261 | Spring & wire product mfg | 387 | 2 605 | 9 879 | 8 | 2 | — | 3 | 1 | — | 2 | — | — | — | |
| 3327 | Mach shops, turn prod, screw, nut, bolt mfg | 757 | 7 413 | 28 945 | 67 | 32 | 12 | 13 | 9 | — | 1 | — | — | — | |
| 33271 | Machine shops | 684 | 6 811 | 26 277 | 61 | 30 | 11 | 11 | 8 | — | 1 | — | — | — | |
| 332710 | Machine shops | 684 | 6 811 | 26 277 | 61 | 30 | 11 | 11 | 8 | — | 1 | — | — | — | |
| 3328 | Coating, engrave, heat treating & oth activity | 394 | 3 244 | 12 014 | 17 | 2 | 4 | 4 | 5 | 1 | 1 | — | — | — | |
| 33281 | Coating, engrave, heat treating & oth activity | 394 | 3 244 | 12 014 | 17 | 2 | 4 | 4 | 5 | 1 | 1 | — | — | — | |
| 332813 | Electropl, plating, polish, anodize, coloring | 146 | 1 123 | 5 017 | 11 | 2 | 3 | 3 | 3 | — | — | — | — | — | |
| 3329 | Other fabricated metal product mfg | 718 | 8 442 | 34 271 | 21 | 9 | 1 | 5 | 1 | 3 | 2 | — | — | — | |
| 33291 | Metal valve mfg | 121 | 869 | 3 913 | 4 | — | 1 | 2 | — | 1 | — | — | — | — | |
| 33299 | All other fabricated metal product mfg | 597 | 7 573 | 30 358 | 17 | 9 | — | 3 | 1 | 2 | 2 | — | — | — | |
| 333 | Machinery mfg | 1 387 | 16 834 | 67 654 | 82 | 29 | 11 | 17 | 18 | 7 | — | — | — | — | |
| 3332 | Industrial machinery mfg | 500 | 5 649 | 20 687 | 28 | 8 | 3 | 8 | 7 | 2 | — | — | — | — | |
| 33329 | Other industrial machinery mfg | 468 | 5 317 | 19 384 | 25 | 8 | 2 | 6 | 7 | 2 | — | — | — | — | |
| 333298 | All other industrial machinery mfg | 333 | 3 544 | 11 943 | 13 | 3 | 1 | 2 | 5 | 2 | — | — | — | — | |
| 3333 | Commercial & service industry machinery mfg | 107 | 1 442 | 9 266 | 5 | 2 | — | 1 | 1 | 1 | — | — | — | — | |
| 33331 | Commercial & service industry machinery mfg | 107 | 1 442 | 9 266 | 5 | 2 | — | 1 | 1 | 1 | — | — | — | — | |
| 3335 | Metalworking machinery mfg | 220 | 2 531 | 9 514 | 18 | 7 | 5 | 3 | 2 | 1 | — | — | — | — | |
| 33351 | Metalworking machinery mfg | 220 | 2 531 | 9 514 | 18 | 7 | 5 | 3 | 2 | 1 | — | — | — | — | |
| 3339 | Other general purpose machinery mfg | 454 | 6 049 | 24 086 | 26 | 10 | 2 | 4 | 8 | 2 | — | — | — | — | |
| 33392 | Material handling equipment mfg | 225 | 2 370 | 9 338 | 12 | 3 | 1 | 3 | 4 | 1 | — | — | — | — | |
| 33399 | All other general purpose machinery mfg | 229 | 3 679 | 14 748 | 14 | 7 | 1 | 1 | 4 | 1 | — | — | — | — | |

See footnotes at end of table.

Table 6. Counties—Employees, Payroll, and Establishments by Industry: 2001—Con.

[Excludes most government employees, railroad employees, and self-employed persons. Size class 1 to 4 includes establishments with payroll, but no employees, during mid-March pay period. (D) denotes figures withheld to avoid disclosing data for individual companies; the data are included in broader industry totals. Detailed industries with 100 or more employees are shown if industry was not a (D). For explanation of terms, abbreviations, and data reliability/comparability, see introductory text]

| NAICS code | Industry | Number of employees for week including March 12 | Payroll (\$1,000) | | Total number of establishments | Number of establishments by employment-size class | | | | | | | | | |
|---------------------------|--|---|-------------------|----------------|--------------------------------|---|------------|------------|-----------|-----------|------------|------------|------------|---------------|--|
| | | | First quarter | Annual | | 1 to 4 | 5 to 9 | 10 to 19 | 20 to 49 | 50 to 99 | 100 to 249 | 250 to 499 | 500 to 999 | 1,000 or more | |
| PASSAIC—Con. | | | | | | | | | | | | | | | |
| Manufacturing—Con. | | | | | | | | | | | | | | | |
| 31-33 | | | | | | | | | | | | | | | |
| 334 | Computer & electronic product mfg | 4 403 | 60 375 | 232 967 | 46 | 8 | 4 | 10 | 11 | 5 | 4 | 1 | 2 | 1 | |
| 3342 | Communications equipment mfg | 150 | 2 652 | 10 481 | 6 | — | — | 4 | 1 | 1 | — | — | — | — | |
| 33422 | Radio, TV broadcast & wireless comm equip mfg | 111 | 2 247 | 8 654 | 3 | — | — | 1 | 1 | 1 | — | — | — | — | |
| 334220 | Radio, TV broadcast & wireless comm equip mfg | 111 | 2 247 | 8 654 | 3 | — | — | 1 | 1 | 1 | — | — | — | — | |
| 3344 | Semiconductor & oth electronic component mfg | 1 271 | 8 887 | 37 142 | 21 | 2 | — | 5 | 7 | 3 | 3 | 1 | — | — | |
| 33441 | Semiconductor & oth electronic component mfg | 1 271 | 8 887 | 37 142 | 21 | 2 | — | 5 | 7 | 3 | 3 | 1 | — | — | |
| 334413 | Semiconductor & related device mfg | 183 | 1 808 | 7 700 | 6 | 1 | — | 2 | 2 | 1 | — | — | — | — | |
| 334419 | Other electronic component mfg | 301 | 2 158 | 8 882 | 6 | — | — | — | 4 | 1 | 1 | — | — | — | |
| 3345 | Nav, measuring, medical, control instruments mfg | 2 962 | 48 616 | 184 602 | 16 | 5 | 3 | — | 3 | 1 | 1 | — | 2 | 1 | |
| 33451 | Nav, measuring, medical, control instruments mfg | 2 962 | 48 616 | 184 602 | 16 | 5 | 3 | — | 3 | 1 | 1 | — | 2 | 1 | |
| 334511 | Search, detection & navigation instrument mfg | 2 622 | 45 216 | 168 886 | 6 | 1 | 1 | — | 1 | — | — | — | 2 | 1 | |
| 335 | Electrical equip, appliance & component mfg | 782 | 6 309 | 24 001 | 31 | 9 | 8 | 4 | 5 | 3 | 2 | — | — | — | |
| 3351 | Electric lighting equipment mfg | 217 | 1 581 | 5 803 | 11 | 3 | 2 | 2 | 3 | 1 | — | — | — | — | |
| 33512 | Lighting fixture mfg | 217 | 1 581 | 5 803 | 11 | 3 | 2 | 2 | 3 | 1 | — | — | — | — | |
| 335121 | Residential electric lighting fixture mfg | 126 | 796 | 2 773 | 6 | 3 | — | 1 | 1 | 1 | — | — | — | — | |
| 3353 | Electrical equipment mfg | (C) | (D) | (D) | 9 | 5 | 2 | — | 1 | — | 1 | — | — | — | |
| 33531 | Electrical equipment mfg | (C) | (D) | (D) | 9 | 5 | 2 | — | 1 | — | 1 | — | — | — | |
| 335314 | Relay & industrial control mfg | 147 | 1 074 | 4 215 | 5 | 3 | — | — | 1 | — | 1 | — | — | — | |
| 3359 | Other electrical equipment & component mfg | 393 | 3 489 | 13 131 | 10 | 1 | 3 | 2 | 1 | 2 | 1 | — | — | — | |
| 33591 | Battery mfg | (C) | (D) | (D) | 1 | — | — | — | — | 1 | — | — | — | — | |
| 33592 | Communication & energy wire & cable mfg | 129 | 1 329 | 5 022 | 4 | — | 2 | — | 1 | 1 | — | — | — | — | |
| 335929 | Other communication & energy wire mfg | 129 | 1 329 | 5 022 | 4 | — | 2 | — | 1 | 1 | — | — | — | — | |
| 336 | Transportation equipment mfg | 114 | 1 008 | 4 035 | 9 | 4 | 2 | 1 | 1 | 1 | — | — | — | — | |
| 337 | Furniture & related product mfg | 759 | 5 495 | 24 934 | 56 | 32 | 5 | 7 | 10 | — | 2 | — | — | — | |
| 3371 | HH & institutional furniture & kitchen cabinet mfg | 482 | 3 306 | 14 343 | 45 | 27 | 5 | 4 | 8 | — | 1 | — | — | — | |
| 33711 | Wood kitchen cabinet & countertop mfg | 200 | 1 399 | 6 346 | 24 | 13 | 3 | 4 | 4 | — | — | — | — | — | |
| 337110 | Wood kitchen cabinet & countertop mfg | 200 | 1 399 | 6 346 | 24 | 13 | 3 | 4 | 4 | — | — | — | — | — | |
| 33712 | Household & institutional furniture mfg | 282 | 1 907 | 7 997 | 21 | 14 | 2 | — | 4 | — | 1 | — | — | — | |
| 3379 | Other furniture related product mfg | 201 | 1 783 | 8 620 | 4 | 1 | — | 2 | — | — | 1 | — | — | — | |
| 33791 | Mattress mfg | (C) | (D) | (D) | 1 | — | — | — | — | — | 1 | — | — | — | |
| 339 | Miscellaneous mfg | 1 735 | 15 064 | 62 829 | 64 | 23 | 7 | 16 | 10 | 5 | 1 | 2 | — | — | |
| 3391 | Medical equipment & supplies mfg | 876 | 9 635 | 39 756 | 28 | 16 | 3 | 4 | 1 | 2 | — | 2 | — | — | |
| 33911 | Medical equipment & supplies mfg | 876 | 9 635 | 39 756 | 28 | 16 | 3 | 4 | 1 | 2 | — | 2 | — | — | |
| 339113 | Surgical appliance & supplies mfg | 789 | 9 019 | 37 155 | 8 | 2 | — | 1 | 1 | 2 | — | 2 | — | — | |
| 3399 | Other miscellaneous mfg | 859 | 5 429 | 23 073 | 36 | 7 | 4 | 12 | 9 | 3 | 1 | — | — | — | |
| 33991 | Jewelry & silverware mfg | 136 | 869 | 3 539 | 6 | 2 | 1 | 1 | 1 | 1 | — | — | — | — | |
| 33993 | Doll, toy & game mfg | (C) | (D) | (D) | 1 | — | — | — | — | — | 1 | — | — | — | |
| 33995 | Sign mfg | 292 | 2 196 | 9 855 | 13 | 3 | — | 4 | 5 | 1 | — | — | — | — | |
| 339950 | Sign mfg | 292 | 2 196 | 9 855 | 13 | 3 | — | 4 | 5 | 1 | — | — | — | — | |
| 33999 | All other misc mfg | 275 | 1 682 | 6 955 | 13 | 1 | 3 | 5 | 3 | 1 | — | — | — | — | |
| 339999 | All other miscellaneous mfg | 177 | 1 011 | 4 643 | 6 | 1 | 1 | 1 | 2 | 1 | — | — | — | — | |
| 42 | Wholesale trade | 14 004 | 174 130 | 693 572 | 946 | 490 | 176 | 122 | 99 | 40 | 15 | 2 | 2 | — | |
| 421 | Wholesale trade, durable goods | 6 692 | 74 931 | 311 293 | 512 | 263 | 107 | 65 | 46 | 23 | 7 | 1 | — | — | |
| 4211 | Motor vehicle, motor vehicle pt & supply whsle | 570 | 4 297 | 17 389 | 49 | 19 | 17 | 5 | 5 | 3 | — | — | — | — | |
| 42112 | Motor vehicle supplies & new parts whsle | 438 | 3 499 | 14 043 | 28 | 10 | 8 | 3 | 4 | 3 | — | — | — | — | |
| 421120 | Motor vehicle supplies & new parts whsle | 438 | 3 499 | 14 043 | 28 | 10 | 8 | 3 | 4 | 3 | — | — | — | — | |
| 4212 | Furniture & home furnishing whsle | 371 | 3 820 | 18 948 | 25 | 16 | 4 | 2 | 1 | 1 | 1 | — | — | — | |
| 42122 | Home furnishing whsle | 346 | 3 646 | 18 121 | 15 | 7 | 3 | 2 | 1 | 1 | 1 | — | — | — | |
| 421220 | Home furnishing whsle | 346 | 3 646 | 18 121 | 15 | 7 | 3 | 2 | 1 | 1 | 1 | — | — | — | |
| 4213 | Lumber & other construction materials whsle | 182 | 1 900 | 8 634 | 21 | 7 | 8 | 4 | 2 | — | — | — | — | — | |
| 4214 | Professional & commercial equip & supp whsle | 1 211 | 17 383 | 70 402 | 89 | 46 | 12 | 16 | 8 | 6 | 1 | — | — | — | |
| 42141 | Photographic equipment & supplies whsle | (C) | (D) | (D) | 1 | — | — | — | — | — | 1 | — | — | — | |
| 42142 | Office equipment whsle | 176 | 2 025 | 8 522 | 10 | 4 | 1 | 2 | 2 | 1 | — | — | — | — | |
| 421420 | Office equipment whsle | 176 | 2 025 | 8 522 | 10 | 4 | 1 | 2 | 2 | 1 | — | — | — | — | |
| 42143 | Computer & peripheral equip & software whsle | 238 | 3 485 | 10 713 | 28 | 16 | 5 | 3 | 3 | 1 | — | — | — | — | |
| 421430 | Computer & peripheral equip & software whsle | 238 | 3 485 | 10 713 | 28 | 16 | 5 | 3 | 3 | 1 | — | — | — | — | |
| 42145 | Medical, dental, hospital equip & supp whsle | 310 | 4 471 | 19 866 | 25 | 14 | 3 | 3 | 3 | 2 | — | — | — | — | |
| 421450 | Medical, dental, hospital equip & supp whsle | 310 | 4 471 | 19 866 | 25 | 14 | 3 | 3 | 3 | 2 | — | — | — | — | |
| 42149 | Oth professional equipment & supplies whsle | 124 | 1 577 | 6 852 | 7 | 2 | 1 | 3 | — | 1 | — | — | — | — | |
| 421490 | Oth professional equipment & supplies whsle | 124 | 1 577 | 6 852 | 7 | 2 | 1 | 3 | — | 1 | — | — | — | — | |
| 4215 | Metal & mineral (except petroleum) whsle | 241 | 2 555 | 12 297 | 21 | 12 | 4 | 2 | 1 | 2 | — | — | — | — | |
| 42151 | Metal service centers & offices whsle | 241 | 2 555 | 12 297 | 21 | 12 | 4 | 2 | 1 | 2 | — | — | — | — | |
| 421510 | Metal service centers & offices whsle | 241 | 2 555 | 12 297 | 21 | 12 | 4 | 2 | 1 | 2 | — | — | — | — | |
| 4216 | Electrical goods whsle | 1 281 | 17 098 | 67 537 | 65 | 30 | 13 | 10 | 6 | 4 | 1 | 1 | — | — | |
| 42161 | Elec equip, wiring supp, const material whsle | 322 | 4 136 | 18 162 | 28 | 11 | 6 | 6 | 4 | 1 | — | — | — | — | |
| 421610 | Elec equip, wiring supp, const material whsle | 322 | 4 136 | 18 162 | 28 | 11 | 6 | 6 | 4 | 1 | — | — | — | — | |
| 42169 | Other electronic parts & equipment whsle | 937 | 12 706 | 48 345 | 32 | 17 | 4 | 4 | 2 | 3 | 1 | 1 | — | — | |
| 421690 | Other electronic parts & equipment whsle | 937 | 12 706 | 48 345 | 32 | 17 | 4 | 4 | 2 | 3 | 1 | 1 | — | — | |

See footnotes at end of table.

Table 6. Counties—Employees, Payroll, and Establishments by Industry: 2001—Con.

[Excludes most government employees, railroad employees, and self-employed persons. Size class 1 to 4 includes establishments with payroll, but no employees, during mid-March pay period. (D) denotes figures withheld to avoid disclosing data for individual companies; the data are included in broader industry totals. Detailed industries with 100 or more employees are shown if industry was not a (D). For explanation of terms, abbreviations, and data reliability/comparability, see introductory text]

| NAICS code | Industry | Number of employees for week including March 12 | Payroll (\$1,000) | | Total number of establishments | Number of establishments by employment-size class | | | | | | | | | | | | | | | | | | | | | |
|--------------------------------|---|---|-------------------|---------|--------------------------------|---|--------|----------|----------|----------|------------|------------|------------|---------------|---|---|---|---|---|---|---|--|--|--|--|--|--|
| | | | First quarter | Annual | | 1 to 4 | 5 to 9 | 10 to 19 | 20 to 49 | 50 to 99 | 100 to 249 | 250 to 499 | 500 to 999 | 1,000 or more | | | | | | | | | | | | | |
| PASSAIC—Con. | | | | | | | | | | | | | | | | | | | | | | | | | | | |
| 42 Wholesale trade—Con. | | | | | | | | | | | | | | | | | | | | | | | | | | | |
| 421 | Wholesale trade, durable goods—Con. | | | | | | | | | | | | | | | | | | | | | | | | | | |
| 4217 | Hardware, plumb & heating equip & sup whsle . . . | 663 | 7 936 | 33 313 | 46 | 21 | 8 | 9 | 4 | 3 | 1 | — | — | — | — | — | — | — | — | — | — | | | | | | |
| 42171 | Hardware whsle | 273 | 3 223 | 14 657 | 22 | 12 | 4 | 2 | 2 | 1 | 1 | — | — | — | — | — | — | — | — | — | — | | | | | | |
| 421710 | Hardware whsle | 273 | 3 223 | 14 657 | 22 | 12 | 4 | 2 | 2 | 1 | 1 | — | — | — | — | — | — | — | — | — | — | | | | | | |
| 42172 | Plumbing & heating equipment & supplies whsle | 198 | 2 075 | 9 069 | 13 | 6 | 2 | 3 | 1 | 1 | — | — | — | — | — | — | — | — | — | — | — | | | | | | |
| 421720 | Plumbing & heating equipment & supplies whsle | 198 | 2 075 | 9 069 | 13 | 6 | 2 | 3 | 1 | 1 | — | — | — | — | — | — | — | — | — | — | — | | | | | | |
| 42173 | Warm air heating & AC equip & supplies whsle | 144 | 2 077 | 7 310 | 8 | 2 | 2 | 3 | — | 1 | — | — | — | — | — | — | — | — | — | — | — | | | | | | |
| 421730 | Warm air heating & AC equip & supplies whsle | 144 | 2 077 | 7 310 | 8 | 2 | 2 | 3 | — | 1 | — | — | — | — | — | — | — | — | — | — | — | | | | | | |
| 4218 | Machinery, equipment & supplies whsle | 1 019 | 11 129 | 45 541 | 112 | 58 | 30 | 13 | 9 | 1 | 1 | — | — | — | — | — | — | — | — | — | — | | | | | | |
| 42183 | Industrial machinery & equipment whsle | 454 | 5 917 | 23 315 | 57 | 28 | 16 | 6 | 7 | — | — | — | — | — | — | — | — | — | — | — | — | | | | | | |
| 421830 | Industrial machinery & equipment whsle | 454 | 5 917 | 23 315 | 57 | 28 | 16 | 6 | 7 | — | — | — | — | — | — | — | — | — | — | — | — | | | | | | |
| 42184 | Industrial supplies whsle | 431 | 3 835 | 15 473 | 28 | 15 | 7 | 2 | 2 | 1 | 1 | — | — | — | — | — | — | — | — | — | — | | | | | | |
| 421840 | Industrial supplies whsle | 431 | 3 835 | 15 473 | 28 | 15 | 7 | 2 | 2 | 1 | 1 | — | — | — | — | — | — | — | — | — | — | | | | | | |
| 4219 | Miscellaneous durable goods whsle | 1 154 | 8 813 | 37 232 | 84 | 54 | 11 | 4 | 10 | 3 | 2 | — | — | — | — | — | — | — | — | — | — | | | | | | |
| 42191 | Sporting & recreational goods & supply whsle | 100 | 1 135 | 4 683 | 13 | 9 | 1 | 1 | 2 | — | — | — | — | — | — | — | — | — | — | — | — | | | | | | |
| 421910 | Sporting & recreational goods & supply whsle | 100 | 1 135 | 4 683 | 13 | 9 | 1 | 1 | 2 | — | — | — | — | — | — | — | — | — | — | — | — | | | | | | |
| 42193 | Recyclable material whsle | 519 | 3 998 | 16 598 | 20 | 8 | 4 | 1 | 4 | 2 | 1 | — | — | — | — | — | — | — | — | — | — | | | | | | |
| 421930 | Recyclable material whsle | 519 | 3 998 | 16 598 | 20 | 8 | 4 | 1 | 4 | 2 | 1 | — | — | — | — | — | — | — | — | — | — | | | | | | |
| 42199 | Other miscellaneous durable goods whsle | 452 | 3 044 | 12 428 | 35 | 25 | 5 | — | 3 | 1 | 1 | — | — | — | — | — | — | — | — | — | — | | | | | | |
| 421990 | Other miscellaneous durable goods whsle | 452 | 3 044 | 12 428 | 35 | 25 | 5 | — | 3 | 1 | 1 | — | — | — | — | — | — | — | — | — | — | | | | | | |
| 422 | Wholesale trade, nondurable goods | 7 312 | 99 199 | 382 279 | 434 | 227 | 69 | 57 | 53 | 17 | 8 | 1 | 2 | — | — | — | — | — | — | — | — | | | | | | |
| 4221 | Paper & paper product whsle | 1 450 | 13 457 | 54 404 | 57 | 29 | 6 | 6 | 14 | — | 1 | — | 1 | — | — | — | — | — | — | — | — | | | | | | |
| 42211 | Printing & writing paper whsle | 109 | 1 375 | 5 849 | 8 | 3 | 1 | 1 | 3 | — | — | — | — | — | — | — | — | — | — | — | — | | | | | | |
| 422110 | Printing & writing paper whsle | 109 | 1 375 | 5 849 | 8 | 3 | 1 | 1 | 3 | — | — | — | — | — | — | — | — | — | — | — | — | | | | | | |
| 42212 | Stationery & office supplies whsle | 1 019 | 8 645 | 33 205 | 22 | 13 | 1 | 2 | 4 | — | 1 | — | 1 | — | — | — | — | — | — | — | — | | | | | | |
| 422120 | Stationery & office supplies whsle | 1 019 | 8 645 | 33 205 | 22 | 13 | 1 | 2 | 4 | — | 1 | — | 1 | — | — | — | — | — | — | — | — | | | | | | |
| 42213 | Industrial & personal service paper whsle | 322 | 3 437 | 15 350 | 27 | 13 | 4 | 3 | 7 | — | — | — | — | — | — | — | — | — | — | — | — | | | | | | |
| 422130 | Industrial & personal service paper whsle | 322 | 3 437 | 15 350 | 27 | 13 | 4 | 3 | 7 | — | — | — | — | — | — | — | — | — | — | — | — | | | | | | |
| 4222 | Drugs & druggists' sundries whsle | 1 370 | 28 774 | 109 084 | 31 | 16 | 6 | 3 | 2 | 1 | 1 | 1 | 1 | — | — | — | — | — | — | — | — | | | | | | |
| 42221 | Drugs & druggists' sundries whsle | 1 370 | 28 774 | 109 084 | 31 | 16 | 6 | 3 | 2 | 1 | 1 | 1 | 1 | — | — | — | — | — | — | — | — | | | | | | |
| 422210 | Drugs & druggists' sundries whsle | 1 370 | 28 774 | 109 084 | 31 | 16 | 6 | 3 | 2 | 1 | 1 | 1 | 1 | — | — | — | — | — | — | — | — | | | | | | |
| 4223 | Apparel, piece goods & notions whsle | (F) | (D) | (D) | 56 | 31 | 9 | 8 | 5 | 1 | 2 | — | — | — | — | — | — | — | — | — | — | | | | | | |
| 42231 | Piece goods, notions & other dry goods whsle | 277 | 2 099 | 8 901 | 28 | 14 | 6 | 3 | 5 | — | — | — | — | — | — | — | — | — | — | — | — | | | | | | |
| 422310 | Piece goods, notions & other dry goods whsle | 277 | 2 099 | 8 901 | 28 | 14 | 6 | 3 | 5 | — | — | — | — | — | — | — | — | — | — | — | — | | | | | | |
| 42233 | Women's, children's, infants' clothing whsle | 264 | 1 365 | 5 613 | 20 | 12 | 3 | 3 | — | 1 | 1 | — | — | — | — | — | — | — | — | — | — | | | | | | |
| 422330 | Women's, children's, infants' clothing whsle | 264 | 1 365 | 5 613 | 20 | 12 | 3 | 3 | — | 1 | 1 | — | — | — | — | — | — | — | — | — | — | | | | | | |
| 42234 | Footwear whsle | (C) | (D) | (D) | 4 | 2 | — | 1 | — | — | — | — | — | — | — | — | — | — | — | — | — | | | | | | |
| 4224 | Grocery & related product whsle | 1 636 | 14 863 | 61 276 | 123 | 63 | 20 | 14 | 16 | 9 | 1 | — | — | — | — | — | — | — | — | — | — | | | | | | |
| 42241 | General line grocery whsle | 144 | 1 002 | 4 193 | 15 | 10 | 4 | — | — | — | — | — | — | — | — | — | — | — | — | — | — | | | | | | |
| 422410 | General line grocery whsle | 144 | 1 002 | 4 193 | 15 | 10 | 4 | — | — | — | — | — | — | — | — | — | — | — | — | — | — | | | | | | |
| 42242 | Packaged frozen food whsle | 107 | 1 123 | 4 736 | 8 | 3 | 4 | — | — | 1 | — | — | — | — | — | — | — | — | — | — | — | | | | | | |
| 422420 | Packaged frozen food whsle | 107 | 1 123 | 4 736 | 8 | 3 | 4 | — | — | 1 | — | — | — | — | — | — | — | — | — | — | — | | | | | | |
| 42243 | Dairy product (exc dried or canned) whsle | 448 | 4 144 | 16 654 | 14 | 3 | 1 | 3 | 3 | 4 | — | — | — | — | — | — | — | — | — | — | — | | | | | | |
| 422430 | Dairy product (exc dried or canned) whsle | 448 | 4 144 | 16 654 | 14 | 3 | 1 | 3 | 3 | 4 | — | — | — | — | — | — | — | — | — | — | — | | | | | | |
| 42247 | Meat & meat product whsle | 158 | 1 414 | 6 772 | 16 | 10 | 3 | 1 | 1 | 1 | — | — | — | — | — | — | — | — | — | — | — | | | | | | |
| 422470 | Meat & meat product whsle | 158 | 1 414 | 6 772 | 16 | 10 | 3 | 1 | 1 | 1 | — | — | — | — | — | — | — | — | — | — | — | | | | | | |
| 42248 | Fresh fruit & vegetable whsle | 127 | 803 | 2 746 | 9 | 4 | — | 1 | 4 | — | — | — | — | — | — | — | — | — | — | — | — | | | | | | |
| 422480 | Fresh fruit & vegetable whsle | 127 | 803 | 2 746 | 9 | 4 | — | 1 | 4 | — | — | — | — | — | — | — | — | — | — | — | — | | | | | | |
| 42249 | Other grocery & related products whsle | 566 | 5 726 | 24 345 | 51 | 27 | 7 | 8 | 6 | 3 | — | — | — | — | — | — | — | — | — | — | — | | | | | | |
| 422490 | Other grocery & related products whsle | 566 | 5 726 | 24 345 | 51 | 27 | 7 | 8 | 6 | 3 | — | — | — | — | — | — | — | — | — | — | — | | | | | | |
| 4226 | Chemical & allied products whsle | 847 | 11 797 | 49 238 | 74 | 38 | 14 | 9 | 9 | 4 | — | — | — | — | — | — | — | — | — | — | — | | | | | | |
| 42261 | Plastics materials & basic forms, shapes whsle | 242 | 3 428 | 13 868 | 18 | 7 | 6 | 1 | 2 | 2 | — | — | — | — | — | — | — | — | — | — | — | | | | | | |
| 422610 | Plastics materials & basic forms, shapes whsle | 242 | 3 428 | 13 868 | 18 | 7 | 6 | 1 | 2 | 2 | — | — | — | — | — | — | — | — | — | — | — | | | | | | |
| 42269 | Other chemical & allied products whsle | 605 | 8 369 | 35 370 | 56 | 31 | 8 | 8 | 7 | 2 | — | — | — | — | — | — | — | — | — | — | — | | | | | | |
| 422690 | Other chemical & allied products whsle | 605 | 8 369 | 35 370 | 56 | 31 | 8 | 8 | 7 | 2 | — | — | — | — | — | — | — | — | — | — | — | | | | | | |
| 4227 | Petroleum & petroleum products whsle | (E) | (D) | (D) | 8 | 3 | 1 | 1 | 2 | — | 1 | — | — | — | — | — | — | — | — | — | — | | | | | | |
| 42272 | Petroleum prod whsle (exc bulk sta, terminals) | (E) | (D) | (D) | 6 | 2 | 1 | 1 | 1 | — | 1 | — | — | — | — | — | — | — | — | — | — | | | | | | |
| 4229 | Miscellaneous nondurable goods whsle | 987 | 10 973 | 42 894 | 79 | 41 | 13 | 16 | 5 | 2 | 2 | — | — | — | — | — | — | — | — | — | — | | | | | | |
| 42292 | Book, periodical & newspaper whsle | 241 | 2 508 | 10 151 | 8 | 3 | — | 4 | — | — | 1 | — | — | — | — | — | — | — | — | — | — | | | | | | |
| 422920 | Book, periodical & newspaper whsle | 241 | 2 508 | 10 151 | 8 | 3 | — | 4 | — | — | 1 | — | — | — | — | — | — | — | — | — | — | | | | | | |
| 42293 | Flower, nursery stock, florists' supplies whsle | 134 | 2 245 | 6 567 | 8 | 4 | — | 3 | — | 1 | — | — | — | — | — | — | — | — | — | — | — | | | | | | |
| 422930 | Flower, nursery stock, florists' supplies whsle | 134 | 2 245 | 6 567 | 8 | 4 | — | 3 | — | 1 | — | — | — | | | | | | | | | | | | | | |

Table 6. Counties—Employees, Payroll, and Establishments by Industry: 2001—Con.

[Excludes most government employees, railroad employees, and self-employed persons. Size class 1 to 4 includes establishments with payroll, but no employees, during mid-March pay period. (D) denotes figures withheld to avoid disclosing data for individual companies; the data are included in broader industry totals. Detailed industries with 100 or more employees are shown if industry was not a (D). For explanation of terms, abbreviations, and data reliability/comparability, see introductory text]

| NAICS code | Industry | Number of employees for week including March 12 | Payroll (\$1,000) | | Total number of establishments | Number of establishments by employment-size class | | | | | | | | | |
|--------------------------------|--|---|-------------------|---------|--------------------------------|---|--------|----------|----------|----------|------------|------------|------------|---------------|--|
| | | | First quarter | Annual | | 1 to 4 | 5 to 9 | 10 to 19 | 20 to 49 | 50 to 99 | 100 to 249 | 250 to 499 | 500 to 999 | 1,000 or more | |
| PASSAIC—Con. | | | | | | | | | | | | | | | |
| 44-45 Retail trade—Con. | | | | | | | | | | | | | | | |
| 442 | Furniture & home furnishings stores | 1 431 | 9 729 | 39 964 | 123 | 69 | 22 | 17 | 11 | 3 | — | 1 | — | — | |
| 4421 | Furniture stores | 536 | 4 747 | 18 199 | 75 | 44 | 14 | 11 | 5 | 1 | — | — | — | — | |
| 44211 | Furniture stores | 536 | 4 747 | 18 199 | 75 | 44 | 14 | 11 | 5 | 1 | — | — | — | — | |
| 442110 | Furniture stores | 536 | 4 747 | 18 199 | 75 | 44 | 14 | 11 | 5 | 1 | — | — | — | — | |
| 4422 | Home furnishings stores | 895 | 4 982 | 21 765 | 48 | 25 | 8 | 6 | 6 | 2 | — | 1 | — | — | |
| 44221 | Floor covering stores | 208 | 1 848 | 8 789 | 28 | 19 | 3 | 2 | 4 | — | — | — | — | — | |
| 442210 | Floor covering stores | 208 | 1 848 | 8 789 | 28 | 19 | 3 | 2 | 4 | — | — | — | — | — | |
| 44229 | Other home furnishings stores | 687 | 3 134 | 12 976 | 20 | 6 | 5 | 4 | 2 | 2 | — | 1 | — | — | |
| 442299 | All other home furnishings stores | 661 | 3 005 | 12 376 | 16 | 4 | 4 | 3 | 2 | 2 | — | 1 | — | — | |
| 443 | Electronics & appliance stores | 726 | 4 609 | 18 871 | 67 | 32 | 20 | 8 | 2 | 4 | 1 | — | — | — | |
| 4431 | Electronics & appliance stores | 726 | 4 609 | 18 871 | 67 | 32 | 20 | 8 | 2 | 4 | 1 | — | — | — | |
| 44311 | Appliance, TV & all other electronics stores | 515 | 3 295 | 13 715 | 43 | 23 | 11 | 4 | 1 | 3 | 1 | — | — | — | |
| 443112 | Radio, television & other electronics stores | 423 | 2 731 | 11 300 | 32 | 15 | 9 | 4 | 1 | 2 | 1 | — | — | — | |
| 44312 | Computer & software stores | 182 | 1 158 | 4 564 | 18 | 7 | 5 | 4 | 1 | 1 | — | — | — | — | |
| 443120 | Computer & software stores | 182 | 1 158 | 4 564 | 18 | 7 | 5 | 4 | 1 | 1 | — | — | — | — | |
| 444 | Bldg material & garden equip & supp dealers | 1 968 | 15 035 | 64 383 | 119 | 51 | 28 | 23 | 11 | 2 | 2 | 2 | — | — | |
| 4441 | Building material & supplies dealers | 1 768 | 14 396 | 60 646 | 98 | 43 | 21 | 19 | 9 | 2 | 2 | 2 | — | — | |
| 44411 | Home centers (F) | — | (D) | (D) | 5 | — | — | 2 | — | — | 1 | 2 | — | — | |
| 44413 | Hardware stores | 225 | 997 | 3 993 | 27 | 16 | 6 | 3 | 1 | 1 | — | — | — | — | |
| 444130 | Hardware stores | 225 | 997 | 3 993 | 27 | 16 | 6 | 3 | 1 | 1 | — | — | — | — | |
| 44419 | Other building material dealers | 736 | 8 571 | 35 878 | 55 | 20 | 11 | 14 | 8 | 1 | 1 | — | — | — | |
| 444190 | Other building material dealers | 736 | 8 571 | 35 878 | 55 | 20 | 11 | 14 | 8 | 1 | 1 | — | — | — | |
| 4442 | Lawn & garden equip & supplies stores | 200 | 639 | 3 737 | 21 | 8 | 7 | 4 | 2 | — | — | — | — | — | |
| 44422 | Nursery & garden centers | 163 | 556 | 3 325 | 17 | 7 | 6 | 2 | 2 | — | — | — | — | — | |
| 444220 | Nursery & garden centers | 163 | 556 | 3 325 | 17 | 7 | 6 | 2 | 2 | — | — | — | — | — | |
| 445 | Food & beverage stores | 5 150 | 25 109 | 101 771 | 450 | 334 | 54 | 22 | 12 | 13 | 13 | 2 | — | — | |
| 4451 | Grocery stores | 4 504 | 22 650 | 90 841 | 243 | 165 | 26 | 14 | 10 | 13 | 13 | 2 | — | — | |
| 44511 | Grocery (except convenience) stores | 4 265 | 21 749 | 86 716 | 187 | 123 | 19 | 9 | 8 | 13 | 13 | 2 | — | — | |
| 445110 | Grocery (except convenience) stores | 4 265 | 21 749 | 86 716 | 187 | 123 | 19 | 9 | 8 | 13 | 13 | 2 | — | — | |
| 44512 | Convenience stores | 239 | 901 | 4 125 | 56 | 42 | 7 | 5 | 2 | — | — | — | — | — | |
| 445120 | Convenience stores | 239 | 901 | 4 125 | 56 | 42 | 7 | 5 | 2 | — | — | — | — | — | |
| 4452 | Specialty food stores | 299 | 980 | 4 529 | 75 | 57 | 14 | 2 | 2 | — | — | — | — | — | |
| 44529 | Other specialty food stores | 144 | 415 | 2 162 | 31 | 24 | 5 | — | 2 | — | — | — | — | — | |
| 4453 | Beer, wine & liquor stores | 347 | 1 479 | 6 401 | 132 | 112 | 14 | 6 | — | — | — | — | — | — | |
| 44531 | Beer, wine & liquor stores | 347 | 1 479 | 6 401 | 132 | 112 | 14 | 6 | — | — | — | — | — | — | |
| 445310 | Beer, wine & liquor stores | 347 | 1 479 | 6 401 | 132 | 112 | 14 | 6 | — | — | — | — | — | — | |
| 446 | Health & personal care stores | 1 484 | 7 040 | 30 854 | 149 | 58 | 35 | 32 | 23 | 1 | — | — | — | — | |
| 4461 | Health & personal care stores | 1 484 | 7 040 | 30 854 | 149 | 58 | 35 | 32 | 23 | 1 | — | — | — | — | |
| 44611 | Pharmacies & drug stores | 1 085 | 5 457 | 23 865 | 87 | 21 | 22 | 25 | 18 | 1 | — | — | — | — | |
| 446110 | Pharmacies & drug stores | 1 085 | 5 457 | 23 865 | 87 | 21 | 22 | 25 | 18 | 1 | — | — | — | — | |
| 44612 | Cosmetics, beauty supplies & perfume stores | 142 | 342 | 1 574 | 17 | 11 | 1 | 2 | 3 | — | — | — | — | — | |
| 446120 | Cosmetics, beauty supplies & perfume stores | 142 | 342 | 1 574 | 17 | 11 | 1 | 2 | 3 | — | — | — | — | — | |
| 44613 | Optical goods stores | 148 | 759 | 3 313 | 21 | 10 | 8 | 1 | 2 | — | — | — | — | — | |
| 446130 | Optical goods stores | 148 | 759 | 3 313 | 21 | 10 | 8 | 1 | 2 | — | — | — | — | — | |
| 44619 | Other health & personal care stores | 109 | 482 | 2 102 | 24 | 16 | 4 | 4 | — | — | — | — | — | — | |
| 447 | Gasoline stations | 491 | 1 981 | 8 498 | 144 | 112 | 24 | 8 | — | — | — | — | — | — | |
| 4471 | Gasoline stations | 491 | 1 981 | 8 498 | 144 | 112 | 24 | 8 | — | — | — | — | — | — | |
| 44711 | Gasoline stations with convenience stores | 133 | 481 | 2 165 | 31 | 22 | 6 | 3 | — | — | — | — | — | — | |
| 447110 | Gasoline stations with convenience stores | 133 | 481 | 2 165 | 31 | 22 | 6 | 3 | — | — | — | — | — | — | |
| 44719 | Other gasoline stations | 358 | 1 500 | 6 333 | 113 | 90 | 18 | 5 | — | — | — | — | — | — | |
| 447190 | Other gasoline stations | 358 | 1 500 | 6 333 | 113 | 90 | 18 | 5 | — | — | — | — | — | — | |
| 448 | Clothing & clothing accessories stores | 3 207 | 12 113 | 52 601 | 322 | 166 | 66 | 48 | 32 | 7 | 3 | — | — | — | |
| 4481 | Clothing stores | 2 549 | 8 768 | 39 056 | 192 | 79 | 40 | 33 | 31 | 6 | 3 | — | — | — | |
| 44811 | Men's clothing stores | 148 | 692 | 2 664 | 24 | 15 | 4 | 3 | 2 | — | — | — | — | — | |
| 448110 | Men's clothing stores | 148 | 692 | 2 664 | 24 | 15 | 4 | 3 | 2 | — | — | — | — | — | |
| 44812 | Women's clothing stores | 926 | 2 726 | 11 509 | 83 | 30 | 21 | 17 | 13 | 2 | — | — | — | — | |
| 448120 | Women's clothing stores | 926 | 2 726 | 11 509 | 83 | 30 | 21 | 17 | 13 | 2 | — | — | — | — | |
| 44813 | Children's & infants' clothing stores | 321 | 976 | 5 238 | 15 | 4 | 1 | 6 | 3 | — | 1 | — | — | — | |
| 448130 | Children's & infants' clothing stores | 321 | 976 | 5 238 | 15 | 4 | 1 | 6 | 3 | — | 1 | — | — | — | |
| 44814 | Family clothing stores | 731 | 2 917 | 13 309 | 35 | 12 | 5 | 5 | 8 | 4 | 1 | — | — | — | |
| 448140 | Family clothing stores | 731 | 2 917 | 13 309 | 35 | 12 | 5 | 5 | 8 | 4 | 1 | — | — | — | |
| 44815 | Clothing accessories stores | 206 | 593 | 2 446 | 14 | 7 | 5 | 1 | — | — | 1 | — | — | — | |
| 448150 | Clothing accessories stores | 206 | 593 | 2 446 | 14 | 7 | 5 | 1 | — | — | 1 | — | — | — | |
| 44819 | Other clothing stores | 217 | 864 | 3 890 | 21 | 11 | 4 | 1 | 5 | — | — | — | — | — | |
| 448190 | Other clothing stores | 217 | 864 | 3 890 | 21 | 11 | 4 | 1 | 5 | — | — | — | — | — | |
| 4482 | Shoe stores | 315 | 1 231 | 5 373 | 54 | 27 | 19 | 7 | 1 | — | — | — | — | — | |
| 44821 | Shoe stores | 315 | 1 231 | 5 373 | 54 | 27 | 19 | 7 | 1 | — | — | — | — | — | |
| 448210 | Shoe stores | 315 | 1 231 | 5 373 | 54 | 27 | 19 | 7 | 1 | — | — | — | — | — | |
| 4483 | Jewelry, luggage & leather goods stores | 343 | 2 114 | 8 172 | 76 | 60 | 7 | 8 | — | 1 | — | — | — | — | |
| 44831 | Jewelry stores | (E) | (D) | (D) | 74 | 58 | 7 | 8 | — | 1 | — | — | — | — | |
| 451 | Sporting goods, hobby, book & music stores | 1 254 | 4 575 | 19 030 | 88 | 39 | 19 | 11 | 12 | 7 | — | — | — | — | |
| 4511 | Sporting goods, hobby, musical instrument stores | 884 | 3 386 | 14 164 | 52 | 21 | 12 | 4 | 10 | 5 | — | — | — | — | |
| 45111 | Sporting goods stores | 328 | 1 262 | 5 131 | 20 | 11 | 3 | 2 | 2 | — | — | — | — | — | |
| 451110 | Sporting goods stores | 328 | 1 262 | 5 131 | 20 | 11 | 3 | 2 | 2 | — | — | — | — | — | |
| 45112 | Hobby, toy & game stores | 478 | 1 755 | 7 472 | 22 | 5 | 6 | 2 | 6 | 3 | — | — | — | — | |
| 451120 | Hobby, toy & game stores | 478 | 1 755 | 7 472 | 22 | 5 | 6 | 2 | 6 | 3 | — | — | — | — | |
| 4512 | Book, periodical & music stores | 370 | 1 189 | 4 866 | 36 | 18 | 7 | 7 | 2 | 2 | — | — | — | — | |
| 45121 | Book stores & news dealers | 247 | 830 | 3 386 | 21 | 11 | 5 | 2 | 1 | 2 | — | — | — | — | |
| 451211 | Book stores | 235 | 787 | 3 192 | 16 | 6 | 5 | 2 | 1 | 2 | — | — | — | — | |
| 45122 | Prerecorded tape, CD & record stores | 123 | 359 | 1 480 | 15 | 7 | 2 | 5 | 1 | — | — | — | — | — | |
| 451220 | Prerecorded tape, CD & record stores | 123 | 359 | 1 480 | 15 | 7 | 2 | 5 | 1 | — | — | — | — | — | |

See footnotes at end of table.

Table 6. Counties—Employees, Payroll, and Establishments by Industry: 2001—Con.

[Excludes most government employees, railroad employees, and self-employed persons. Size class 1 to 4 includes establishments with payroll, but no employees, during mid-March pay period. (D) denotes figures withheld to avoid disclosing data for individual companies; the data are included in broader industry totals. Detailed industries with 100 or more employees are shown if industry was not a (D). For explanation of terms, abbreviations, and data reliability/comparability, see introductory text]

| NAICS code | Industry | Number of employees for week including March 12 | Payroll (\$1,000) | | Total number of establishments | Number of establishments by employment-size class | | | | | | | | | | | | | | | | | | | | | |
|--------------------------------|--|---|-------------------|----------------|--------------------------------|---|-----------|-----------|-----------|-----------|------------|------------|------------|---------------|--|--|--|--|--|--|--|--|--|--|--|--|--|
| | | | First quarter | Annual | | 1 to 4 | 5 to 9 | 10 to 19 | 20 to 49 | 50 to 99 | 100 to 249 | 250 to 499 | 500 to 999 | 1,000 or more | | | | | | | | | | | | | |
| PASSAIC—Con. | | | | | | | | | | | | | | | | | | | | | | | | | | | |
| 44-45 Retail trade—Con. | | | | | | | | | | | | | | | | | | | | | | | | | | | |
| 452 | General merchandise stores | 3 306 | 15 895 | 64 398 | 54 | 24 | 4 | 7 | 6 | 2 | 6 | 4 | 1 | — | | | | | | | | | | | | | |
| 4521 | Department stores | 2 605 | 11 679 | 44 558 | 15 | 4 | — | — | — | 2 | 4 | 4 | 1 | — | | | | | | | | | | | | | |
| 45211 | Department stores | 2 605 | 11 679 | 44 558 | 15 | 4 | — | — | — | 2 | 4 | 4 | 1 | — | | | | | | | | | | | | | |
| 452110 | Department stores | 2 605 | 11 679 | 44 558 | 15 | 4 | — | — | — | 2 | 4 | 4 | 1 | — | | | | | | | | | | | | | |
| 4529 | Other general merchandise stores | 701 | 4 216 | 19 840 | 39 | 20 | 4 | 7 | 6 | — | 2 | — | — | — | | | | | | | | | | | | | |
| 45291 | Warehouse clubs & superstores | (E) | (D) | (D) | 2 | — | — | — | — | 2 | — | — | — | — | | | | | | | | | | | | | |
| 45299 | All other general merchandise stores | (E) | (D) | (D) | 37 | 20 | 4 | 7 | 6 | — | — | — | — | — | | | | | | | | | | | | | |
| 453 | Miscellaneous store retailers | 1 046 | 4 407 | 20 985 | 139 | 78 | 26 | 21 | 13 | 1 | — | — | — | — | | | | | | | | | | | | | |
| 4531 | Florists | 130 | 520 | 2 212 | 34 | 23 | 9 | 2 | — | — | — | — | — | — | | | | | | | | | | | | | |
| 45311 | Florists | 130 | 520 | 2 212 | 34 | 23 | 9 | 2 | — | — | — | — | — | — | | | | | | | | | | | | | |
| 453110 | Florists | 130 | 520 | 2 212 | 34 | 23 | 9 | 2 | — | — | — | — | — | — | | | | | | | | | | | | | |
| 4532 | Office supplies, stationery & gift stores | 447 | 2 003 | 8 402 | 41 | 18 | 8 | 5 | 10 | — | — | — | — | — | | | | | | | | | | | | | |
| 45321 | Office supplies & stationery stores | 214 | 1 165 | 4 797 | 12 | 5 | — | — | 7 | — | — | — | — | — | | | | | | | | | | | | | |
| 453210 | Office supplies & stationery stores | 214 | 1 165 | 4 797 | 12 | 5 | — | — | 7 | — | — | — | — | — | | | | | | | | | | | | | |
| 45322 | Gift, novelty & souvenir stores | 233 | 838 | 3 605 | 29 | 13 | 8 | 5 | 3 | — | — | — | — | — | | | | | | | | | | | | | |
| 453220 | Gift, novelty & souvenir stores | 233 | 838 | 3 605 | 29 | 13 | 8 | 5 | 3 | — | — | — | — | — | | | | | | | | | | | | | |
| 4533 | Used merchandise stores | 107 | 400 | 1 946 | 11 | 7 | — | 3 | — | 1 | — | — | — | — | | | | | | | | | | | | | |
| 45331 | Used merchandise stores | 107 | 400 | 1 946 | 11 | 7 | — | 3 | — | 1 | — | — | — | — | | | | | | | | | | | | | |
| 453310 | Used merchandise stores | 107 | 400 | 1 946 | 11 | 7 | — | 3 | — | 1 | — | — | — | — | | | | | | | | | | | | | |
| 4539 | Other miscellaneous store retailers | 362 | 1 484 | 8 425 | 53 | 30 | 9 | 11 | 3 | — | — | — | — | — | | | | | | | | | | | | | |
| 45391 | Pet & pet supplies stores | 158 | 573 | 2 550 | 18 | 9 | 2 | 6 | 1 | — | — | — | — | — | | | | | | | | | | | | | |
| 453910 | Pet & pet supplies stores | 158 | 573 | 2 550 | 18 | 9 | 2 | 6 | 1 | — | — | — | — | — | | | | | | | | | | | | | |
| 45399 | All other miscellaneous store retailers | 182 | 832 | 5 600 | 28 | 16 | 5 | 5 | 2 | — | — | — | — | — | | | | | | | | | | | | | |
| 454 | Nonstore retailers | 1 516 | 7 362 | 31 446 | 60 | 31 | 14 | 7 | 3 | 3 | 1 | — | 1 | — | | | | | | | | | | | | | |
| 4541 | Electronic shopping & mail-order houses | 214 | 1 505 | 7 007 | 10 | 4 | 2 | 2 | 1 | — | 1 | — | — | — | | | | | | | | | | | | | |
| 45411 | Electronic shopping & mail-order houses | 214 | 1 505 | 7 007 | 10 | 4 | 2 | 2 | 1 | — | 1 | — | — | — | | | | | | | | | | | | | |
| 454110 | Electronic shopping & mail-order houses | 214 | 1 505 | 7 007 | 10 | 4 | 2 | 2 | 1 | — | 1 | — | — | — | | | | | | | | | | | | | |
| 4543 | Direct selling establishments | 1 216 | 5 373 | 22 483 | 39 | 19 | 10 | 5 | 2 | 2 | — | — | 1 | — | | | | | | | | | | | | | |
| 45431 | Fuel dealers | 280 | 3 030 | 12 313 | 17 | 5 | 4 | 4 | 2 | 2 | — | — | — | — | | | | | | | | | | | | | |
| 45439 | Other direct selling establishments | 936 | 2 343 | 10 170 | 22 | 14 | 6 | 1 | — | — | — | — | 1 | — | | | | | | | | | | | | | |
| 454390 | Other direct selling establishments | 936 | 2 343 | 10 170 | 22 | 14 | 6 | 1 | — | — | — | — | 1 | — | | | | | | | | | | | | | |
| 48-49 | Transportation & warehousing | 3 961 | 28 539 | 117 547 | 338 | 211 | 52 | 30 | 26 | 13 | 5 | 1 | — | — | | | | | | | | | | | | | |
| 484 | Truck transportation | 1 860 | 16 117 | 64 464 | 168 | 104 | 28 | 16 | 11 | 7 | 1 | — | — | — | | | | | | | | | | | | | |
| 4841 | General freight trucking | 1 055 | 10 409 | 40 530 | 89 | 58 | 12 | 10 | 4 | 4 | — | 1 | — | — | | | | | | | | | | | | | |
| 48411 | General freight trucking, local | 250 | 1 692 | 7 524 | 60 | 41 | 11 | 6 | 2 | — | — | — | — | — | | | | | | | | | | | | | |
| 484110 | General freight trucking, local | 250 | 1 692 | 7 524 | 60 | 41 | 11 | 6 | 2 | — | — | — | — | — | | | | | | | | | | | | | |
| 48412 | General freight trucking, long-distance | 805 | 8 717 | 33 006 | 29 | 17 | 1 | 4 | 2 | 4 | — | 1 | — | — | | | | | | | | | | | | | |
| 484121 | General freight trucking, long-distance, TL | 529 | 5 741 | 22 662 | 22 | 17 | 1 | 1 | 1 | 1 | — | 1 | — | — | | | | | | | | | | | | | |
| 484122 | General freight trucking, long-distance, LTL | 276 | 2 976 | 10 344 | 7 | — | — | 3 | 1 | 3 | — | — | — | — | | | | | | | | | | | | | |
| 4842 | Specialized freight trucking | 805 | 5 708 | 23 934 | 79 | 46 | 16 | 6 | 7 | 3 | 1 | — | — | — | | | | | | | | | | | | | |
| 48421 | Used household & office goods moving | 183 | 927 | 3 596 | 23 | 12 | 8 | 1 | 1 | 1 | — | — | — | — | | | | | | | | | | | | | |
| 484210 | Used household & office goods moving | 183 | 927 | 3 596 | 23 | 12 | 8 | 1 | 1 | 1 | — | — | — | — | | | | | | | | | | | | | |
| 48422 | Specialized freight (exc used) trucking, local | 353 | 2 767 | 12 615 | 42 | 29 | 6 | 3 | 3 | — | 1 | — | — | — | | | | | | | | | | | | | |
| 484220 | Specialized freight (exc used) trucking, local | 353 | 2 767 | 12 615 | 42 | 29 | 6 | 3 | 3 | — | 1 | — | — | — | | | | | | | | | | | | | |
| 48423 | Specialized freight (exc used) trucking, LDist | 269 | 2 014 | 7 723 | 14 | 5 | 2 | 2 | 3 | 2 | — | — | — | — | | | | | | | | | | | | | |
| 484230 | Specialized freight (exc used) trucking, LDist | 269 | 2 014 | 7 723 | 14 | 5 | 2 | 2 | 3 | 2 | — | — | — | — | | | | | | | | | | | | | |
| 485 | Transit & ground passenger transportation | 1 070 | 5 122 | 20 601 | 63 | 36 | 8 | 6 | 8 | 3 | 2 | — | — | — | | | | | | | | | | | | | |
| 4851 | Urban transit systems | (C) | (D) | (D) | 3 | 1 | 1 | — | — | — | 1 | — | — | — | | | | | | | | | | | | | |
| 48511 | Urban transit systems | (C) | (D) | (D) | 3 | 1 | 1 | — | — | — | 1 | — | — | — | | | | | | | | | | | | | |
| 4853 | Taxi & limousine service | (C) | (D) | (D) | 32 | 25 | 3 | 3 | 1 | — | — | — | — | — | | | | | | | | | | | | | |
| 4854 | School & employee bus transportation | 541 | 1 982 | 7 697 | 13 | 3 | 1 | 1 | 5 | 2 | 1 | — | — | — | | | | | | | | | | | | | |
| 48541 | School & employee bus transportation | 541 | 1 982 | 7 697 | 13 | 3 | 1 | 1 | 5 | 2 | 1 | — | — | — | | | | | | | | | | | | | |
| 485410 | School & employee bus transportation | 541 | 1 982 | 7 697 | 13 | 3 | 1 | 1 | 5 | 2 | 1 | — | — | — | | | | | | | | | | | | | |
| 4859 | Oth transit & ground passenger transportation | (C) | (D) | (D) | 9 | 5 | 1 | — | 2 | 1 | — | — | — | — | | | | | | | | | | | | | |
| 48599 | Oth transit & ground passenger transportation | (C) | (D) | (D) | 9 | 5 | 1 | — | 2 | 1 | — | — | — | — | | | | | | | | | | | | | |
| 488 | Transportation support activities | 359 | 2 255 | 9 890 | 49 | 35 | 7 | 4 | 1 | 1 | 1 | — | — | — | | | | | | | | | | | | | |
| 4885 | Freight transportation arrangement | 277 | 1 750 | 7 738 | 30 | 20 | 5 | 3 | — | 1 | 1 | — | — | — | | | | | | | | | | | | | |
| 48851 | Freight transportation arrangement | 277 | 1 750 | 7 738 | 30 | 20 | 5 | 3 | — | 1 | 1 | — | — | — | | | | | | | | | | | | | |
| 488510 | Freight transportation arrangement | 277 | 1 750 | 7 738 | 30 | 20 | 5 | 3 | — | 1 | 1 | — | — | — | | | | | | | | | | | | | |
| 492 | Couriers & messengers | 230 | 2 504 | 11 357 | 28 | 23 | 2 | 2 | — | — | 1 | — | — | — | | | | | | | | | | | | | |
| 4921 | Couriers | (C) | (D) | (D) | 14 | 11 | — | 2 | — | — | 1 | — | — | — | | | | | | | | | | | | | |
| 49211 | Couriers | (C) | (D) | (D) | 14 | 11 | — | 2 | — | — | 1 | — | — | — | | | | | | | | | | | | | |
| 493 | Warehousing & storage | 397 | 2 042 | 9 329 | 24 | 10 | 5 | 2 | 5 | 2 | — | — | — | — | | | | | | | | | | | | | |
| 4931 | Warehousing & storage | 397 | 2 042 | 9 329 | 24 | 10 | 5 | 2 | 5 | 2 | — | — | — | — | | | | | | | | | | | | | |
| 49311 | General warehousing & storage | 319 | 1 605 | 7 284 | 20 | 9 | 5 | 1 | 3 | 2 | — | — | — | — | | | | | | | | | | | | | |
| 493110 | General warehousing & storage | 319 | 1 605 | 7 284 | 20 | 9 | 5 | 1 | 3 | 2 | — | — | — | — | | | | | | | | | | | | | |
| 51 | Information | 4 784 | 58 866 | 234 865 | 167 | 84 | 24 | 23 | 18 | 7 | 7 | 3 | 1 | — | | | | | | | | | | | | | |
| 511 | Publishing industries | 1 638 | 26 556 | 98 155 | 41 | 17 | 5 | 7 | 4 | 4 | 2 | — | — | — | | | | | | | | | | | | | |
| 5111 | Newspaper, periodical, book, database publishers | 1 248 | 15 281 | 53 803 | 27 | 12 | 3 | 4 | 4 | 1 | 1 | 2 | — | — | | | | | | | | | | | | | |
| 51111 | Newspaper publishers | (E) | (D) | (D) | 7 | 3 | 1 | 2 | — | — | — | 1 | — | — | | | | | | | | | | | | | |
| 51112 | Periodical publishers | 299 | 3 475 | 10 564 | 10 | 5 | 2 | 1 | 1 | — | — | — | — | — | | | | | | | | | | | | | |
| 511120 | Periodical publishers | 299 | 3 475 | 10 564 | 10 | 5 | 2 | 1 | 1 | — | — | — | — | — | | | | | | | | | | | | | |
| 51113 | Book publishers | 473 | 6 778 | 23 336 | 5 | 1 | — | 1 | 1 | 1 | — | 1 | — | — | | | | | | | | | | | | | |
| 511130 | Book publishers | 473 | 6 778 | 23 336 | 5 | 1 | — | 1 | 1 | 1 | — | 1 | — | — | | | | | | | | | | | | | |
| 5112 | Software publishers | 390 | 11 275 | 44 352 | 14 | 5 | 2 | 3 | — | 3 | 1 | — | — | — | | | | | | | | | | | | | |
| 51121 | Software publishers | 390 | 11 275 | 44 352 | 14 | 5 | 2 | 3 | — | 3 | 1 | — | — | — | | | | | | | | | | | | | |
| 511210 | Software publishers | 390 | 11 275 | 44 352 | 14 | 5 | 2 | 3 | — | 3 | 1 | — | — | — | | | | | | | | | | | | | |

See footnotes at end of table.

Table 6. Counties—Employees, Payroll, and Establishments by Industry: 2001—Con.

[Excludes most government employees, railroad employees, and self-employed persons. Size class 1 to 4 includes establishments with payroll, but no employees, during mid-March pay period. (D) denotes figures withheld to avoid disclosing data for individual companies; the data are included in broader industry totals. Detailed industries with 100 or more employees are shown if industry was not a (D). For explanation of terms, abbreviations, and data reliability/comparability, see introductory text]

| NAICS code | Industry | Number of employees for week including March 12 | Payroll (\$1,000) | | Total number of establishments | Number of establishments by employment-size class | | | | | | | | |
|----------------------------|--|---|-------------------|----------------|--------------------------------|---|------------|-----------|-----------|-----------|------------|------------|------------|---------------|
| | | | First quarter | Annual | | 1 to 4 | 5 to 9 | 10 to 19 | 20 to 49 | 50 to 99 | 100 to 249 | 250 to 499 | 500 to 999 | 1,000 or more |
| PASSAIC—Con. | | | | | | | | | | | | | | |
| 51 Information—Con. | | | | | | | | | | | | | | |
| 512 | Motion picture & sound recording industries | 225 | 1 347 | 9 483 | 27 | 17 | 3 | 3 | 3 | 1 | — | — | — | — |
| 5121 | Motion picture & video industries | 214 | 1 253 | 9 019 | 21 | 11 | 3 | 3 | 3 | 1 | — | — | — | — |
| 51213 | Motion picture & video exhibition | 132 | 326 | 1 381 | 7 | 2 | — | 3 | 1 | 1 | — | — | — | — |
| 512131 | Motion picture theaters (except drive-ins) .. | 132 | 326 | 1 381 | 7 | 2 | — | 3 | 1 | 1 | — | — | — | — |
| 513 | Broadcasting & telecommunications | 1 920 | 25 464 | 103 090 | 77 | 39 | 14 | 9 | 8 | 1 | 5 | 1 | — | — |
| 5133 | Telecommunications | (G) | (D) | (D) | 60 | 27 | 12 | 9 | 5 | 1 | 5 | 1 | — | — |
| 51331 | Wired telecommunications carriers | (F) | (D) | (D) | 29 | 13 | 5 | 2 | 5 | 1 | 3 | — | — | — |
| 51332 | Wireless telecom carriers (exc satellite) | (F) | (D) | (D) | 19 | 9 | 5 | 3 | — | — | 1 | 1 | — | — |
| 51333 | Telecommunications resellers | (C) | (D) | (D) | 8 | 3 | — | 4 | — | — | 1 | — | — | — |
| 514 | Information & data processing services | 1 001 | 5 499 | 24 137 | 22 | 11 | 2 | 4 | 3 | 1 | — | — | 1 | — |
| 5142 | Data processing services | 907 | 4 917 | 20 956 | 12 | 7 | — | 2 | 1 | 1 | — | — | 1 | — |
| 51421 | Data processing services | 907 | 4 917 | 20 956 | 12 | 7 | — | 2 | 1 | 1 | — | — | 1 | — |
| 514210 | Data processing services | 907 | 4 917 | 20 956 | 12 | 7 | — | 2 | 1 | 1 | — | — | 1 | — |
| 52 | Finance & insurance | 9 628 | 110 201 | 491 794 | 466 | 223 | 118 | 75 | 29 | 10 | 3 | 3 | 4 | 1 |
| 522 | Credit intermediation & related activities | 4 119 | 37 622 | 175 142 | 229 | 64 | 84 | 50 | 21 | 5 | 1 | 3 | 1 | — |
| 5221 | Depository credit intermediation | 3 334 | 27 709 | 126 088 | 163 | 28 | 68 | 40 | 20 | 3 | 1 | 2 | 1 | — |
| 52211 | Commercial banking | 2 954 | 24 272 | 108 879 | 129 | 21 | 51 | 34 | 18 | 1 | 1 | 2 | 1 | — |
| 522110 | Commercial banking | 2 954 | 24 272 | 108 879 | 129 | 21 | 51 | 34 | 18 | 1 | 1 | 2 | 1 | — |
| 52212 | Savings institutions | 263 | 2 560 | 13 983 | 24 | — | 17 | 5 | 1 | 1 | — | — | — | — |
| 522120 | Savings institutions | 263 | 2 560 | 13 983 | 24 | — | 17 | 5 | 1 | 1 | — | — | — | — |
| 52213 | Credit unions | 117 | 877 | 3 226 | 10 | 7 | — | 1 | 1 | 1 | — | — | — | — |
| 522130 | Credit unions | 117 | 877 | 3 226 | 10 | 7 | — | 1 | 1 | 1 | — | — | — | — |
| 5222 | Nondepository credit intermediation | 381 | 4 750 | 27 801 | 39 | 19 | 10 | 7 | 1 | 2 | — | — | — | — |
| 52229 | Other nondepository credit intermediation | 363 | 4 465 | 26 931 | 35 | 17 | 8 | 7 | 1 | 2 | — | — | — | — |
| 522292 | Real estate credit | 319 | 4 007 | 24 164 | 23 | 7 | 7 | 6 | 1 | 2 | — | — | — | — |
| 5223 | Activities related to credit intermediation | 404 | 5 163 | 21 253 | 27 | 17 | 6 | 3 | — | — | — | 1 | — | — |
| 52232 | Financial clearinghouse & reserve activities .. | (E) | (D) | (D) | 4 | — | 2 | 1 | — | — | — | 1 | — | — |
| 523 | Security, commodity contracts & like activity | (F) | (D) | (D) | 64 | 48 | 4 | 6 | 2 | 3 | 1 | — | — | — |
| 5231 | Secrty & comdty contracts intermed & brokerage .. | 472 | 12 992 | 58 608 | 34 | 24 | 1 | 4 | 1 | 3 | 1 | — | — | — |
| 52311 | Investment banking & securities dealing | (C) | (D) | (D) | 13 | 10 | — | 1 | 1 | — | 1 | — | — | — |
| 52312 | Securities brokerage | 235 | 7 371 | 36 005 | 17 | 12 | 1 | 1 | — | 3 | — | — | — | — |
| 523120 | Securities brokerage | 235 | 7 371 | 36 005 | 17 | 12 | 1 | 1 | — | 3 | — | — | — | — |
| 5239 | Other financial investment activities | (C) | (D) | (D) | 30 | 24 | 3 | 2 | 1 | — | — | — | — | — |
| 524 | Insurance carriers & related activities | 4 926 | 58 086 | 249 557 | 171 | 109 | 30 | 19 | 6 | 2 | 1 | — | 3 | 1 |
| 5241 | Insurance carriers | (H) | (D) | (D) | 20 | 14 | — | 1 | 1 | 1 | — | — | 2 | 1 |
| 52411 | Direct life, health, medical insurance carriers .. | (C) | (D) | (D) | 11 | 8 | — | 1 | 1 | 1 | — | — | — | — |
| 52412 | Other direct insurance carriers | (H) | (D) | (D) | 8 | 5 | — | — | — | — | — | — | 2 | 1 |
| 5242 | Agencies & other insurance related activities ... | (G) | (D) | (D) | 151 | 95 | 30 | 18 | 5 | 1 | 1 | — | 1 | — |
| 52421 | Insurance agencies & brokerages | (F) | (D) | (D) | 131 | 86 | 25 | 15 | 5 | — | — | — | — | — |
| 52429 | Other insurance related activities | (F) | (D) | (D) | 20 | 9 | 5 | 3 | — | 1 | 1 | — | 1 | — |
| 524292 | Insurance & pension funds, third party admin | 940 | 8 554 | 40 827 | 11 | 2 | 5 | 1 | — | 1 | 1 | — | 1 | — |
| 53 | Real estate & rental & leasing | 4 554 | 34 492 | 153 154 | 402 | 277 | 77 | 29 | 13 | 5 | — | — | — | 1 |
| 531 | Real estate | 1 637 | 11 201 | 47 514 | 333 | 245 | 61 | 15 | 8 | 4 | — | — | — | — |
| 5311 | Lessors of real estate | 712 | 4 027 | 17 568 | 185 | 143 | 32 | 6 | 4 | — | — | — | — | — |
| 53111 | Lessors of residential buildings & dwellings .. | 416 | 1 917 | 7 908 | 89 | 67 | 15 | 3 | 4 | — | — | — | — | — |
| 531110 | Lessors of residential buildings & dwellings .. | 416 | 1 917 | 7 908 | 89 | 67 | 15 | 3 | 4 | — | — | — | — | — |
| 53112 | Lessors of nonres bldg (exc min Warehouses) | 218 | 1 661 | 7 390 | 71 | 57 | 11 | 3 | — | — | — | — | — | — |
| 531120 | Lessors of nonres bldg (exc min Warehouses) | 218 | 1 661 | 7 390 | 71 | 57 | 11 | 3 | — | — | — | — | — | — |
| 5312 | Offices of real estate agents & brokers | 215 | 1 530 | 5 941 | 63 | 50 | 8 | 4 | 1 | — | — | — | — | — |
| 53121 | Offices of real estate agents & brokers | 215 | 1 530 | 5 941 | 63 | 50 | 8 | 4 | 1 | — | — | — | — | — |
| 531210 | Offices of real estate agents & brokers | 215 | 1 530 | 5 941 | 63 | 50 | 8 | 4 | 1 | — | — | — | — | — |
| 5313 | Activities related to real estate | 710 | 5 644 | 24 005 | 85 | 52 | 21 | 5 | 3 | 4 | — | — | — | — |
| 53131 | Real estate property managers | 556 | 4 956 | 20 601 | 57 | 30 | 17 | 5 | 2 | 3 | — | — | — | — |
| 531311 | Residential property managers | 277 | 2 559 | 11 111 | 33 | 20 | 7 | 3 | 2 | 1 | — | — | — | — |
| 531312 | Nonresidential property managers | 279 | 2 397 | 9 490 | 24 | 10 | 10 | 2 | — | 2 | — | — | — | — |
| 53139 | Other activities related to real estate | 137 | 541 | 2 350 | 20 | 15 | 3 | — | 1 | 1 | — | — | — | — |
| 531390 | Other activities related to real estate | 137 | 541 | 2 350 | 20 | 15 | 3 | — | 1 | 1 | — | — | — | — |
| 532 | Rental & leasing services | 2 907 | 23 220 | 105 354 | 66 | 30 | 15 | 14 | 5 | 1 | — | — | — | 1 |
| 5321 | Automotive equipment rental & leasing | (G) | (D) | (D) | 15 | 8 | 3 | 2 | 1 | — | — | — | — | 1 |
| 53211 | Passenger car rental & leasing | (G) | (D) | (D) | 8 | 5 | 1 | 1 | — | — | — | — | — | 1 |
| 5322 | Consumer goods rental | 307 | 1 626 | 7 970 | 32 | 17 | 4 | 8 | 2 | 1 | — | — | — | — |
| 5324 | Commercial, industrial equip rental & leasing ... | (C) | (D) | (D) | 14 | 4 | 4 | 4 | 2 | — | — | — | — | — |
| 54 | Professional, scientific & technical services | 9 482 | 100 997 | 414 405 | 1 210 | 894 | 166 | 80 | 40 | 17 | 9 | 2 | 2 | — |
| 541 | Professional, scientific & technical services | 9 482 | 100 997 | 414 405 | 1 210 | 894 | 166 | 80 | 40 | 17 | 9 | 2 | 2 | — |
| 5411 | Legal services | 1 295 | 11 581 | 49 818 | 324 | 244 | 53 | 20 | 6 | 1 | — | — | — | — |
| 54111 | Offices of lawyers | 1 275 | 11 396 | 49 085 | 318 | 239 | 52 | 20 | 6 | 1 | — | — | — | — |
| 541110 | Offices of lawyers | 1 275 | 11 396 | 49 085 | 318 | 239 | 52 | 20 | 6 | 1 | — | — | — | — |
| 5412 | Accounting, tax prep, bookkeep, payroll services | 2 416 | 21 812 | 88 818 | 172 | 130 | 23 | 5 | 6 | 4 | 2 | 1 | 1 | — |
| 54121 | Accounting, tax prep, bookkeep, payroll services | 2 416 | 21 812 | 88 818 | 172 | 130 | 23 | 5 | 6 | 4 | 2 | 1 | 1 | — |
| 541211 | Offices of certified public accountants | 443 | 4 516 | 18 984 | 98 | 75 | 16 | 3 | 3 | 1 | — | — | — | — |
| 541213 | Tax preparation services | 532 | 1 235 | 3 759 | 20 | 17 | — | — | — | 1 | 2 | — | — | — |
| 541214 | Payroll services | 574 | 6 699 | 27 437 | 9 | 5 | 1 | 1 | — | 1 | — | 1 | — | — |
| 541219 | Other accounting services | 867 | 9 362 | 38 638 | 45 | 33 | 6 | 1 | 3 | 1 | — | — | 1 | — |

See footnotes at end of table.

Table 6. Counties—Employees, Payroll, and Establishments by Industry: 2001—Con.

[Excludes most government employees, railroad employees, and self-employed persons. Size class 1 to 4 includes establishments with payroll, but no employees, during mid-March pay period. (D) denotes figures withheld to avoid disclosing data for individual companies; the data are included in broader industry totals. Detailed industries with 100 or more employees are shown if industry was not a (D). For explanation of terms, abbreviations, and data reliability/comparability, see introductory text]

| NAICS code | Industry | Number of employees for week including March 12 | Payroll (\$1,000) | | Total number of establishments | Number of establishments by employment-size class | | | | | | | | | | |
|------------|---|---|-------------------|----------------|--------------------------------|---|-----------|-----------|-----------|-----------|------------|------------|------------|---------------|----------|----------|
| | | | First quarter | Annual | | 1 to 4 | 5 to 9 | 10 to 19 | 20 to 49 | 50 to 99 | 100 to 249 | 250 to 499 | 500 to 999 | 1,000 or more | | |
| 54 | PASSAIC—Con. | | | | | | | | | | | | | | | |
| | Professional, scientific & technical services—Con. | | | | | | | | | | | | | | | |
| 541 | Professional, scientific & technical services—Con. | | | | | | | | | | | | | | | |
| 5413 | Architectural, engineering & related services ... | 1 246 | 13 224 | 63 078 | 141 | 95 | 17 | 16 | 8 | 2 | 3 | — | — | — | — | — |
| 54131 | Architectural services | 160 | 1 744 | 8 939 | 29 | 25 | 1 | 1 | 1 | 1 | — | — | — | — | — | — |
| 541310 | Architectural services | 160 | 1 744 | 8 939 | 29 | 25 | 1 | 1 | 1 | 1 | — | — | — | — | — | — |
| 54133 | Engineering services | 666 | 7 839 | 37 787 | 67 | 36 | 12 | 14 | 2 | 1 | 2 | — | — | — | — | — |
| 541330 | Engineering services | 666 | 7 839 | 37 787 | 67 | 36 | 12 | 14 | 2 | 1 | 2 | — | — | — | — | — |
| 54138 | Testing laboratories | 308 | 2 779 | 11 518 | 12 | 6 | 1 | 1 | 3 | — | 1 | — | — | — | — | — |
| 541380 | Testing laboratories | 308 | 2 779 | 11 518 | 12 | 6 | 1 | 1 | 3 | — | 1 | — | — | — | — | — |
| 5414 | Specialized design services | 214 | 1 947 | 7 458 | 47 | 32 | 8 | 6 | 1 | — | — | — | — | — | — | — |
| 54143 | Graphic design services | 128 | 1 139 | 5 064 | 32 | 23 | 6 | 2 | 1 | — | — | — | — | — | — | — |
| 541430 | Graphic design services | 128 | 1 139 | 5 064 | 32 | 23 | 6 | 2 | 1 | — | — | — | — | — | — | — |
| 5415 | Computer systems design & related services ... | 1 231 | 19 880 | 85 859 | 233 | 188 | 20 | 10 | 8 | 6 | 1 | — | — | — | — | — |
| 54151 | Computer systems design & related services ... | 1 231 | 19 880 | 85 859 | 233 | 188 | 20 | 10 | 8 | 6 | 1 | — | — | — | — | — |
| 541511 | Custom computer programming services ... | 380 | 6 379 | 32 129 | 89 | 73 | 6 | 3 | 6 | 1 | — | — | — | — | — | — |
| 541512 | Computer systems design services | 432 | 7 265 | 30 924 | 77 | 61 | 8 | 5 | 1 | 1 | 1 | — | — | — | — | — |
| 5416 | Management, sci & tech consulting services | 591 | 6 983 | 30 187 | 149 | 122 | 18 | 6 | 1 | 1 | 1 | — | — | — | — | — |
| 54161 | Management consulting services | 496 | 5 531 | 23 809 | 116 | 93 | 15 | 5 | 1 | 1 | 1 | — | — | — | — | — |
| 541611 | Admin & gen management consulting services | 115 | 1 163 | 5 723 | 45 | 39 | 3 | 2 | 1 | — | — | — | — | — | — | — |
| 541612 | Human res & exec search consulting services | 109 | 1 241 | 5 616 | 26 | 17 | 7 | 2 | — | — | — | — | — | — | — | — |
| 541618 | Other management consulting services | 192 | 2 386 | 8 379 | 9 | 7 | — | — | — | 1 | 1 | — | — | — | — | — |
| 5418 | Advertising & related services | 1 272 | 10 560 | 35 817 | 57 | 32 | 13 | 2 | 7 | 2 | — | — | — | 1 | — | — |
| 54181 | Advertising agencies | 193 | 2 504 | 10 612 | 19 | 12 | 4 | 1 | — | 2 | — | — | — | — | — | — |
| 541810 | Advertising agencies | 193 | 2 504 | 10 612 | 19 | 12 | 4 | 1 | — | 2 | — | — | — | — | — | — |
| 54186 | Direct mail advertising | 937 | 6 660 | 19 154 | 9 | 2 | — | 1 | 5 | — | — | — | — | 1 | — | — |
| 541860 | Direct mail advertising | 937 | 6 660 | 19 154 | 9 | 2 | — | 1 | 5 | — | — | — | — | 1 | — | — |
| 5419 | Oth professional, scientific, technical services ... | 1 187 | 14 432 | 50 946 | 79 | 44 | 14 | 3 | 1 | 2 | 1 | — | — | — | — | — |
| 54191 | Marketing research & public opinion polling ... | 742 | 11 113 | 35 569 | 10 | 3 | 1 | 2 | 1 | — | 2 | 1 | — | — | — | — |
| 541910 | Marketing research & public opinion polling | 742 | 11 113 | 35 569 | 10 | 3 | 1 | 2 | 1 | — | 2 | 1 | — | — | — | — |
| 54194 | Veterinary services | 302 | 2 227 | 9 721 | 22 | 6 | 5 | 8 | 2 | 1 | — | — | — | — | — | — |
| 541940 | Veterinary services | 302 | 2 227 | 9 721 | 22 | 6 | 5 | 8 | 2 | 1 | — | — | — | — | — | — |
| 55 | Management of companies & enterprises | 4 377 | 113 892 | 364 040 | 41 | 7 | 7 | 5 | 5 | 5 | 4 | 7 | 1 | — | — | — |
| 551 | Management of companies & enterprises | 4 377 | 113 892 | 364 040 | 41 | 7 | 7 | 5 | 5 | 5 | 4 | 7 | 1 | — | — | — |
| 5511 | Management of companies & enterprises | 4 377 | 113 892 | 364 040 | 41 | 7 | 7 | 5 | 5 | 5 | 4 | 7 | 1 | — | — | — |
| 55111 | Management of companies & enterprises | 4 377 | 113 892 | 364 040 | 41 | 7 | 7 | 5 | 5 | 5 | 4 | 7 | 1 | — | — | — |
| 551112 | Offices of other holding companies | 359 | 4 119 | 17 186 | 7 | 3 | 2 | — | 1 | — | — | 1 | — | — | — | — |
| 551114 | Corp, subsidiary & regional managing offices | 4 018 | 109 773 | 346 854 | 34 | 4 | 5 | 5 | 4 | 5 | 4 | 6 | 1 | — | — | — |
| 56 | Admin, support, waste mgt, remediation services | 14 867 | 67 552 | 302 447 | 697 | 458 | 77 | 63 | 51 | 27 | 13 | 5 | 1 | 2 | — | — |
| 561 | Administrative & support services | 13 811 | 58 626 | 257 166 | 649 | 437 | 70 | 55 | 47 | 21 | 11 | 5 | 1 | 2 | — | — |
| 5611 | Office administrative services | 2 232 | 15 757 | 72 252 | 46 | 24 | 5 | 8 | 7 | — | 1 | — | — | 1 | — | — |
| 56111 | Office administrative services | 2 232 | 15 757 | 72 252 | 46 | 24 | 5 | 8 | 7 | — | 1 | — | — | 1 | — | — |
| 561110 | Office administrative services | 2 232 | 15 757 | 72 252 | 46 | 24 | 5 | 8 | 7 | — | 1 | — | — | 1 | — | — |
| 5613 | Employment services | 5 693 | 12 011 | 50 222 | 53 | 24 | 3 | 5 | 5 | 7 | 6 | 2 | — | 1 | — | — |
| 56131 | Employment placement agencies | (E) | (D) | (D) | 12 | 8 | 1 | 1 | 1 | — | 1 | — | — | — | — | — |
| 56132 | Temporary help services | 5 332 | 10 615 | 43 570 | 33 | 11 | — | 3 | 4 | 7 | 6 | 1 | — | 1 | — | — |
| 561320 | Temporary help services | 5 332 | 10 615 | 43 570 | 33 | 11 | — | 3 | 4 | 7 | 6 | 1 | — | 1 | — | — |
| 5614 | Business support services | 354 | 2 360 | 10 085 | 43 | 23 | 9 | 9 | — | 2 | — | — | — | — | — | — |
| 56142 | Telephone call centers | 134 | 547 | 1 964 | 10 | 4 | 3 | 2 | — | 1 | — | — | — | — | — | — |
| 561422 | Telemarketing bureaus | 103 | 439 | 1 519 | 6 | 2 | 2 | 1 | — | 1 | — | — | — | — | — | — |
| 5615 | Travel arrangement & reservation services | 415 | 3 021 | 12 412 | 73 | 50 | 10 | 8 | 5 | — | — | — | — | — | — | — |
| 56151 | Travel agencies | 317 | 2 156 | 8 251 | 64 | 45 | 10 | 5 | 4 | — | — | — | — | — | — | — |
| 561510 | Travel agencies | 317 | 2 156 | 8 251 | 64 | 45 | 10 | 5 | 4 | — | — | — | — | — | — | — |
| 5616 | Investigation & security services | 1 177 | 4 865 | 20 213 | 35 | 22 | 3 | 2 | 2 | 3 | 1 | 2 | — | — | — | — |
| 56161 | Investigation, guard & armored car services .. | 1 103 | 4 213 | 17 593 | 18 | 10 | — | 1 | 3 | 1 | 2 | — | — | — | — | — |
| 5617 | Services to buildings & dwellings | 1 841 | 9 511 | 49 962 | 341 | 264 | 34 | 18 | 19 | 5 | 1 | — | — | — | — | — |
| 56171 | Exterminating & pest control services | 144 | 940 | 3 932 | 24 | 18 | 2 | 3 | — | 1 | — | — | — | — | — | — |
| 561710 | Exterminating & pest control services | 144 | 940 | 3 932 | 24 | 18 | 2 | 3 | — | 1 | — | — | — | — | — | — |
| 56172 | Janitorial services | 1 048 | 5 758 | 23 918 | 93 | 55 | 14 | 7 | 12 | 4 | 1 | — | — | — | — | — |
| 561720 | Janitorial services | 1 048 | 5 758 | 23 918 | 93 | 55 | 14 | 7 | 12 | 4 | 1 | — | — | — | — | — |
| 56173 | Landscaping services | 537 | 2 178 | 19 034 | 194 | 168 | 13 | 7 | 6 | — | — | — | — | — | — | — |
| 561730 | Landscaping services | 537 | 2 178 | 19 034 | 194 | 168 | 13 | 7 | 6 | — | — | — | — | — | — | — |
| 5619 | Other support services | 2 099 | 11 101 | 42 020 | 58 | 30 | 6 | 5 | 9 | 4 | 2 | 1 | 1 | — | — | — |
| 56191 | Packaging & labeling services | 379 | 1 920 | 8 311 | 17 | 8 | 1 | 1 | 4 | 3 | — | — | — | — | — | — |
| 561910 | Packaging & labeling services | 379 | 1 920 | 8 311 | 17 | 8 | 1 | 1 | 4 | 3 | — | — | — | — | — | — |
| 56192 | Convention & trade show organizers | 905 | 4 413 | 14 449 | 8 | 5 | — | — | 2 | — | — | — | — | 1 | — | — |
| 561920 | Convention & trade show organizers | 905 | 4 413 | 14 449 | 8 | 5 | — | — | 2 | — | — | — | — | 1 | — | — |
| 56199 | All other support services | 815 | 4 768 | 19 260 | 33 | 17 | 5 | 4 | 3 | 1 | 2 | 1 | — | — | — | — |
| 561990 | All other support services | 815 | 4 768 | 19 260 | 33 | 17 | 5 | 4 | 3 | 1 | 2 | 1 | — | — | — | — |
| 562 | Waste management & remediation services | 1 056 | 8 926 | 45 281 | 48 | 21 | 7 | 8 | 4 | 6 | 2 | — | — | — | — | — |
| 5621 | Waste collection | 280 | 3 197 | 14 200 | 15 | 7 | 3 | 2 | 2 | — | 1 | — | — | — | — | — |
| 56211 | Waste collection | 280 | 3 197 | 14 200 | 15 | 7 | 3 | 2 | 2 | — | 1 | — | — | — | — | — |
| 562111 | Solid waste collection | 255 | 2 974 | 13 283 | 12 | 7 | 1 | 1 | 2 | — | 1 | — | — | — | — | — |
| 5629 | Remediation & oth waste management services | 748 | 5 229 | 27 939 | 29 | 11 | 4 | 5 | 2 | 6 | 1 | — | — | — | — | — |
| 56291 | Remediation services | 692 | 4 813 | 26 040 | 19 | 5 | 2 | 3 | 2 | 6 | 1 | — | — | — | — | — |
| 562910 | Remediation services | 692 | 4 813 | 26 040 | 19 | 5 | 2 | 3 | 2 | 6 | 1 | — | — | — | — | — |

See footnotes at end of table.

Table 6. Counties—Employees, Payroll, and Establishments by Industry: 2001—Con.

[Excludes most government employees, railroad employees, and self-employed persons. Size class 1 to 4 includes establishments with payroll, but no employees, during mid-March pay period. (D) denotes figures withheld to avoid disclosing data for individual companies; the data are included in broader industry totals. Detailed industries with 100 or more employees are shown if industry was not a (D). For explanation of terms, abbreviations, and data reliability/comparability, see introductory text]

| NAICS code | Industry | Number of employees for week including March 12 | Payroll (\$1,000) | | Total number of establishments | Number of establishments by employment-size class | | | | | | | | |
|---------------------|--|---|-------------------|----------------|--------------------------------|---|------------|------------|-----------|-----------|------------|------------|------------|---------------|
| | | | First quarter | Annual | | 1 to 4 | 5 to 9 | 10 to 19 | 20 to 49 | 50 to 99 | 100 to 249 | 250 to 499 | 500 to 999 | 1,000 or more |
| PASSAIC—Con. | | | | | | | | | | | | | | |
| 61 | Educational services | 2 623 | 17 544 | 69 088 | 109 | 44 | 15 | 12 | 26 | 8 | 2 | 2 | — | — |
| 611 | Educational services | 2 623 | 17 544 | 69 088 | 109 | 44 | 15 | 12 | 26 | 8 | 2 | 2 | — | — |
| 6111 | Elementary & secondary schools | 1 555 | 11 563 | 43 605 | 34 | 3 | 1 | 2 | 19 | 6 | 2 | 1 | — | — |
| 61111 | Elementary & secondary schools | 1 555 | 11 563 | 43 605 | 34 | 3 | 1 | 2 | 19 | 6 | 2 | 1 | — | — |
| 611110 | Elementary & secondary schools | 1 555 | 11 563 | 43 605 | 34 | 3 | 1 | 2 | 19 | 6 | 2 | 1 | — | — |
| 6112 | Junior colleges | (E) | (D) | (D) | 2 | — | 1 | — | — | — | — | 1 | — | — |
| 61121 | Junior colleges | (E) | (D) | (D) | 2 | — | 1 | — | — | — | — | 1 | — | — |
| 6114 | Business schools & computer & mgt training | (C) | (D) | (D) | 18 | 10 | 3 | 4 | 1 | — | — | — | — | — |
| 6116 | Other schools & instruction | 415 | 1 511 | 6 709 | 44 | 25 | 8 | 4 | 5 | 2 | — | — | — | — |
| 61169 | All other schools & instruction | 245 | 1 025 | 4 893 | 13 | 4 | 2 | 2 | 4 | 1 | — | — | — | — |
| 62 | Health care and social assistance | 22 102 | 180 189 | 761 710 | 1 129 | 583 | 249 | 158 | 82 | 22 | 25 | 4 | 4 | 2 |
| 621 | Ambulatory health care services | 7 190 | 60 794 | 273 427 | 922 | 540 | 212 | 114 | 38 | 13 | 3 | 2 | — | — |
| 6211 | Offices of physicians | 2 874 | 32 470 | 148 023 | 454 | 273 | 100 | 51 | 26 | 4 | — | — | — | — |
| 62111 | Offices of physicians | 2 874 | 32 470 | 148 023 | 454 | 273 | 100 | 51 | 26 | 4 | — | — | — | — |
| 621111 | Offices of physicians (exc mental health) | 2 827 | 32 059 | 145 724 | 436 | 257 | 98 | 51 | 26 | 4 | — | — | — | — |
| 6212 | Offices of dentists | 1 175 | 8 760 | 40 602 | 201 | 102 | 61 | 35 | 3 | — | — | — | — | — |
| 62121 | Offices of dentists | 1 175 | 8 760 | 40 602 | 201 | 102 | 61 | 35 | 3 | — | — | — | — | — |
| 621210 | Offices of dentists | 1 175 | 8 760 | 40 602 | 201 | 102 | 61 | 35 | 3 | — | — | — | — | — |
| 6213 | Offices of other health practitioners | 1 415 | 6 628 | 35 215 | 201 | 141 | 15 | 3 | 3 | — | — | 1 | — | — |
| 62131 | Offices of chiropractors | 279 | 1 747 | 7 330 | 94 | 72 | 19 | 3 | — | — | — | — | — | — |
| 621310 | Offices of chiropractors | 279 | 1 747 | 7 330 | 94 | 72 | 19 | 3 | — | — | — | — | — | — |
| 62132 | Offices of optometrists | 149 | 972 | 4 190 | 29 | 18 | 4 | 7 | — | — | — | — | — | — |
| 621320 | Offices of optometrists | 149 | 972 | 4 190 | 29 | 18 | 4 | 7 | — | — | — | — | — | — |
| 62133 | Offices of other mental health practitioners | 142 | 951 | 4 031 | 13 | 7 | 3 | 1 | 1 | 1 | — | — | — | — |
| 621330 | Offices of other mental health practitioners | 142 | 951 | 4 031 | 13 | 7 | 3 | 1 | 1 | 1 | — | — | — | — |
| 62134 | Offices of PT, OT, speech therapy & audiology | 165 | 1 224 | 5 826 | 28 | 16 | 8 | 3 | — | 1 | — | — | — | — |
| 621340 | Offices of PT, OT, speech therapy & audiology | 165 | 1 224 | 5 826 | 28 | 16 | 8 | 3 | — | 1 | — | — | — | — |
| 62139 | Offices of all other health practitioners | 680 | 2 734 | 13 838 | 37 | 28 | 4 | 1 | 2 | 1 | — | 1 | — | — |
| 621399 | Offices of all other misc health practitioners | 604 | 2 369 | 12 195 | 11 | 5 | 2 | — | 2 | 1 | — | 1 | — | — |
| 6214 | Outpatient care centers | 389 | 3 377 | 14 129 | 31 | 13 | 7 | 7 | 2 | 2 | — | — | — | — |
| 62149 | Other outpatient care centers | 318 | 2 926 | 12 389 | 23 | 9 | 6 | 5 | 1 | 2 | — | — | — | — |
| 621498 | All other outpatient care centers | 265 | 2 298 | 9 309 | 18 | 8 | 5 | 2 | 1 | 2 | — | — | — | — |
| 6215 | Medical & diagnostic laboratories | 209 | 2 750 | 10 897 | 19 | 9 | 5 | 2 | 2 | 1 | — | — | — | — |
| 62151 | Medical & diagnostic laboratories | 209 | 2 750 | 10 897 | 19 | 9 | 5 | 2 | 2 | 1 | — | — | — | — |
| 621512 | Diagnostic imaging centers | 165 | 2 319 | 9 159 | 13 | 6 | 3 | 2 | 1 | 1 | — | — | — | — |
| 6216 | Home health care services | 1 076 | 5 595 | 23 708 | 11 | 1 | 1 | — | 2 | 3 | 3 | 1 | — | — |
| 62161 | Home health care services | 1 076 | 5 595 | 23 708 | 11 | 1 | 1 | — | 2 | 3 | 3 | 1 | — | — |
| 621610 | Home health care services | 1 076 | 5 595 | 23 708 | 11 | 1 | 1 | — | 2 | 3 | 3 | 1 | — | — |
| 622 | Hospitals | 8 166 | 82 498 | 333 585 | 8 | 1 | — | — | — | — | 1 | — | 4 | 2 |
| 6221 | General medical & surgical hospitals | 8 166 | 82 498 | 333 585 | 8 | 1 | — | — | — | — | 1 | — | 4 | 2 |
| 62211 | General medical & surgical hospitals | 8 166 | 82 498 | 333 585 | 8 | 1 | — | — | — | — | 1 | — | 4 | 2 |
| 622110 | General medical & surgical hospitals | 8 166 | 82 498 | 333 585 | 8 | 1 | — | — | — | — | 1 | — | 4 | 2 |
| 623 | Nursing & residential care facilities | 4 073 | 24 282 | 99 758 | 47 | 8 | 5 | 5 | 5 | 5 | 17 | 2 | — | — |
| 6231 | Nursing care facilities | 2 866 | 18 001 | 72 522 | 20 | 1 | — | — | 2 | 3 | 13 | 1 | — | — |
| 62311 | Nursing care facilities | 2 866 | 18 001 | 72 522 | 20 | 1 | — | — | 2 | 3 | 13 | 1 | — | — |
| 623110 | Nursing care facilities | 2 866 | 18 001 | 72 522 | 20 | 1 | — | — | 2 | 3 | 13 | 1 | — | — |
| 6232 | Residential mental retardation, health facil | 816 | 4 266 | 18 546 | 16 | 2 | 4 | 3 | 3 | 1 | 2 | 1 | — | — |
| 62321 | Residential mental retardation facilities | 334 | 1 461 | 6 762 | 9 | — | 4 | 2 | 1 | — | 2 | — | — | — |
| 623210 | Residential mental retardation facilities | 334 | 1 461 | 6 762 | 9 | — | 4 | 2 | 1 | — | 2 | — | — | — |
| 62322 | Residential mental health, subst abuse facil | 482 | 2 805 | 11 784 | 7 | 2 | — | 1 | 2 | 1 | — | 1 | — | — |
| 623220 | Residential mental health, subst abuse facil | 482 | 2 805 | 11 784 | 7 | 2 | — | 1 | 2 | 1 | — | 1 | — | — |
| 6233 | Community care facilities for the elderly | (E) | (D) | (D) | 8 | 4 | 1 | — | — | 1 | 2 | — | — | — |
| 62331 | Community care facilities for the elderly | (E) | (D) | (D) | 8 | 4 | 1 | — | — | 1 | 2 | — | — | — |
| 624 | Social assistance | 2 673 | 12 615 | 54 940 | 152 | 34 | 32 | 39 | 39 | 4 | 4 | — | — | — |
| 6241 | Individual & family services | 828 | 4 402 | 19 167 | 38 | 10 | 4 | 10 | 12 | 1 | 1 | — | — | — |
| 62411 | Child & youth services | 326 | 1 738 | 6 922 | 9 | 3 | 1 | — | 4 | — | 1 | — | — | — |
| 624110 | Child & youth services | 326 | 1 738 | 6 922 | 9 | 3 | 1 | — | 4 | — | 1 | — | — | — |
| 62412 | Services for elderly & disabled persons | 297 | 1 725 | 7 705 | 12 | 1 | 1 | 4 | 5 | 1 | — | — | — | — |
| 624120 | Services for elderly & disabled persons | 297 | 1 725 | 7 705 | 12 | 1 | 1 | 4 | 5 | 1 | — | — | — | — |
| 62419 | Other individual & family services | 205 | 939 | 4 540 | 17 | 6 | 2 | 6 | 3 | — | — | — | — | — |
| 624190 | Other individual & family services | 205 | 939 | 4 540 | 17 | 6 | 2 | 6 | 3 | — | — | — | — | — |
| 6242 | Community, emergency & other relief services | 232 | 1 002 | 4 763 | 13 | 3 | 4 | 2 | 3 | — | 1 | — | — | — |
| 62421 | Community food services | 124 | 481 | 2 216 | 3 | 1 | — | 1 | — | — | 1 | — | — | — |
| 624210 | Community food services | 124 | 481 | 2 216 | 3 | 1 | — | 1 | — | — | 1 | — | — | — |
| 62422 | Community housing services | (C) | (D) | (D) | 9 | 2 | 3 | 1 | 3 | — | — | — | — | — |
| 6243 | Vocational rehabilitation services | 185 | 1 006 | 5 117 | 8 | 1 | 2 | 1 | 3 | 1 | — | — | — | — |
| 62431 | Vocational rehabilitation services | 185 | 1 006 | 5 117 | 8 | 1 | 2 | 1 | 3 | 1 | — | — | — | — |
| 624310 | Vocational rehabilitation services | 185 | 1 006 | 5 117 | 8 | 1 | 2 | 1 | 3 | 1 | — | — | — | — |
| 6244 | Child day care services | 1 428 | 6 205 | 25 893 | 93 | 20 | 22 | 26 | 21 | 2 | 2 | — | — | — |
| 62441 | Child day care services | 1 428 | 6 205 | 25 893 | 93 | 20 | 22 | 26 | 21 | 2 | 2 | — | — | — |
| 624410 | Child day care services | 1 428 | 6 205 | 25 893 | 93 | 20 | 22 | 26 | 21 | 2 | 2 | — | — | — |
| 71 | Arts, entertainment & recreation | 1 250 | 6 834 | 31 969 | 105 | 66 | 12 | 10 | 10 | 5 | 2 | — | — | — |
| 711 | Performing arts, spectator sports & related industries | 218 | 1 415 | 5 863 | 29 | 22 | 3 | 2 | 1 | — | 1 | — | — | — |
| 7113 | Promoters of entertainment events | 144 | 1 036 | 3 847 | 7 | 4 | 1 | 1 | — | — | 1 | — | — | — |
| 71131 | Promoters of entertainment events with facility | (C) | (D) | (D) | 3 | 1 | 1 | — | — | — | 1 | — | — | — |

See footnotes at end of table.

Table 6. Counties—Employees, Payroll, and Establishments by Industry: 2001—Con.

[Excludes most government employees, railroad employees, and self-employed persons. Size class 1 to 4 includes establishments with payroll, but no employees, during mid-March pay period. (D) denotes figures withheld to avoid disclosing data for individual companies; the data are included in broader industry totals. Detailed industries with 100 or more employees are shown if industry was not a (D). For explanation of terms, abbreviations, and data reliability/comparability, see introductory text]

| NAICS code | Industry | Number of employees for week including March 12 | Payroll (\$1,000) | | Total number of establishments | Number of establishments by employment-size class | | | | | | | | |
|---------------------|--|---|-------------------|----------------|--------------------------------|---|------------|------------|-----------|-----------|------------|------------|------------|---------------|
| | | | First quarter | Annual | | 1 to 4 | 5 to 9 | 10 to 19 | 20 to 49 | 50 to 99 | 100 to 249 | 250 to 499 | 500 to 999 | 1,000 or more |
| PASSAIC—Con. | | | | | | | | | | | | | | |
| 71 | Arts, entertainment & recreation—Con. | | | | | | | | | | | | | |
| 713 | Amusement, gambling & recreation industries | 1 022 | 5 351 | 25 813 | 72 | 40 | 9 | 8 | 9 | 5 | 1 | — | — | — |
| 7132 | Gambling industries | (C) | (D) | (D) | 2 | — | 1 | — | — | — | 1 | — | — | — |
| 71329 | Other gambling industries | (C) | (D) | (D) | 2 | — | 1 | — | — | — | 1 | — | — | — |
| 7139 | Other amusement & recreation industries | (F) | (D) | (D) | 67 | 37 | 8 | 8 | 9 | 5 | — | — | — | — |
| 71391 | Golf courses & country clubs | 274 | 1 203 | 8 089 | 8 | 4 | — | — | 1 | 3 | — | — | — | — |
| 713910 | Golf courses & country clubs | 274 | 1 203 | 8 089 | 8 | 4 | — | — | 1 | 3 | — | — | — | — |
| 71394 | Fitness & recreational sports centers | 467 | 1 388 | 6 562 | 29 | 12 | 5 | 3 | 7 | 2 | — | — | — | — |
| 713940 | Fitness & recreational sports centers | 467 | 1 388 | 6 562 | 29 | 12 | 5 | 3 | 7 | 2 | — | — | — | — |
| 72 | Accommodation & food services | 8 379 | 24 384 | 103 883 | 756 | 436 | 124 | 85 | 71 | 27 | 12 | 1 | — | — |
| 721 | Accommodation | 317 | 1 421 | 5 878 | 15 | 7 | 1 | 2 | 3 | 1 | 1 | — | — | — |
| 7211 | Traveler accommodation | 304 | 1 321 | 5 296 | 11 | 4 | — | 2 | 3 | 1 | 1 | — | — | — |
| 72111 | Hotels (exc casino hotels) & motels | 304 | 1 321 | 5 296 | 11 | 4 | — | 2 | 3 | 1 | 1 | — | — | — |
| 721110 | Hotels (exc casino hotels) & motels | 304 | 1 321 | 5 296 | 11 | 4 | — | 2 | 3 | 1 | 1 | — | — | — |
| 722 | Food services & drinking places | 8 062 | 22 963 | 98 005 | 741 | 429 | 123 | 83 | 68 | 26 | 11 | 1 | — | — |
| 7221 | Full-service restaurants | 3 469 | 10 031 | 41 996 | 262 | 130 | 54 | 29 | 31 | 14 | 3 | 1 | — | — |
| 72211 | Full-service restaurants | 3 469 | 10 031 | 41 996 | 262 | 130 | 54 | 29 | 31 | 14 | 3 | 1 | — | — |
| 722110 | Full-service restaurants | 3 469 | 10 031 | 41 996 | 262 | 130 | 54 | 29 | 31 | 14 | 3 | 1 | — | — |
| 7222 | Limited-service eating places | 3 055 | 8 134 | 34 862 | 327 | 197 | 42 | 44 | 34 | 7 | 3 | — | — | — |
| 72221 | Limited-service eating places | 3 055 | 8 134 | 34 862 | 327 | 197 | 42 | 44 | 34 | 7 | 3 | — | — | — |
| 722211 | Limited-service restaurants | 2 381 | 6 243 | 26 260 | 247 | 151 | 33 | 24 | 30 | 7 | 2 | — | — | — |
| 722213 | Snack & nonalcoholic beverage bars | 642 | 1 679 | 7 621 | 74 | 43 | 7 | 19 | 4 | — | 1 | — | — | — |
| 7223 | Special food services | 1 210 | 3 889 | 17 503 | 56 | 22 | 14 | 9 | 2 | 4 | 5 | — | — | — |
| 72231 | Food service contractors | 532 | 1 876 | 7 677 | 32 | 11 | 9 | 8 | — | 2 | 2 | — | — | — |
| 722310 | Food service contractors | 532 | 1 876 | 7 677 | 32 | 11 | 9 | 8 | — | 2 | 2 | — | — | — |
| 72232 | Caterers | 599 | 1 843 | 9 163 | 17 | 6 | 5 | 1 | — | 2 | 3 | — | — | — |
| 722320 | Caterers | 599 | 1 843 | 9 163 | 17 | 6 | 5 | 1 | — | 2 | 3 | — | — | — |
| 7224 | Drinking places (alcoholic beverages) | 328 | 909 | 3 644 | 96 | 80 | 13 | 1 | 1 | 1 | — | — | — | — |
| 72241 | Drinking places (alcoholic beverages) | 328 | 909 | 3 644 | 96 | 80 | 13 | 1 | 1 | 1 | — | — | — | — |
| 722410 | Drinking places (alcoholic beverages) | 328 | 909 | 3 644 | 96 | 80 | 13 | 1 | 1 | 1 | — | — | — | — |
| 81 | Other services (except public administration) | 7 568 | 41 006 | 167 834 | 1 201 | 839 | 191 | 105 | 48 | 10 | 7 | 1 | — | — |
| 811 | Repair & maintenance | 1 805 | 12 386 | 51 843 | 424 | 305 | 73 | 34 | 11 | 1 | — | — | — | — |
| 8111 | Automotive repair & maintenance | 1 269 | 8 230 | 33 457 | 301 | 221 | 49 | 22 | 9 | — | — | — | — | — |
| 81111 | Automotive mechanical & electrical R&M | 565 | 3 737 | 14 940 | 170 | 141 | 19 | 7 | 3 | — | — | — | — | — |
| 811111 | General automotive repair | 407 | 2 527 | 9 784 | 141 | 123 | 12 | 4 | 2 | — | — | — | — | — |
| 811112 | Automotive body, paint, interior & glass repair | 463 | 3 577 | 14 919 | 92 | 60 | 19 | 9 | 4 | — | — | — | — | — |
| 811121 | Automotive body, paint & interior R&M | 415 | 3 153 | 12 995 | 86 | 56 | 19 | 8 | 3 | — | — | — | — | — |
| 81119 | Other automotive R&M | 241 | 916 | 3 598 | 39 | 20 | 11 | 6 | 2 | — | — | — | — | — |
| 811192 | Car washes | 162 | 566 | 2 332 | 28 | 14 | 8 | 5 | 1 | — | — | — | — | — |
| 8112 | Electronic & precision equipment R&M | 110 | 819 | 3 559 | 28 | 20 | 5 | 3 | — | — | — | — | — | — |
| 81121 | Electronic & precision equipment R&M | 110 | 819 | 3 559 | 28 | 20 | 5 | 3 | — | — | — | — | — | — |
| 8113 | Commercial equipment (exc auto & elec) R&M | 190 | 1 683 | 7 559 | 49 | 31 | 13 | 5 | — | — | — | — | — | — |
| 81131 | Commercial equipment (exc auto & elec) R&M | 190 | 1 683 | 7 559 | 49 | 31 | 13 | 5 | — | — | — | — | — | — |
| 811310 | Commercial equipment (exc auto & elec) R&M | 190 | 1 683 | 7 559 | 49 | 31 | 13 | 5 | — | — | — | — | — | — |
| 8114 | Personal & household goods R&M | 236 | 1 654 | 7 268 | 46 | 33 | 6 | 4 | 2 | 1 | — | — | — | — |
| 81149 | Other personal & household goods R&M | 116 | 731 | 3 299 | 21 | 15 | 4 | — | 1 | 1 | — | — | — | — |
| 811490 | Other personal & household goods R&M | 116 | 731 | 3 299 | 21 | 15 | 4 | — | 1 | 1 | — | — | — | — |
| 812 | Personal & laundry services | 2 193 | 10 271 | 42 098 | 433 | 329 | 65 | 26 | 7 | 2 | 4 | — | — | — |
| 8121 | Personal care services | 749 | 2 522 | 10 741 | 230 | 179 | 36 | 13 | 2 | — | — | — | — | — |
| 81211 | Hair, nail & skin care services | 702 | 2 289 | 9 635 | 215 | 167 | 33 | 13 | 2 | — | — | — | — | — |
| 812112 | Beauty salons | 610 | 2 015 | 8 383 | 165 | 121 | 30 | 12 | 2 | — | — | — | — | — |
| 8122 | Death care services | 206 | 1 776 | 7 205 | 33 | 19 | 6 | 7 | 1 | — | — | — | — | — |
| 81221 | Funeral homes | 130 | 1 049 | 4 032 | 25 | 17 | 5 | 2 | 1 | — | — | — | — | — |
| 812210 | Funeral homes | 130 | 1 049 | 4 032 | 25 | 17 | 5 | 2 | 1 | — | — | — | — | — |
| 8123 | Drycleaning & laundry services | 1 114 | 5 417 | 21 415 | 115 | 85 | 15 | 5 | 4 | 2 | 4 | — | — | — |
| 81231 | Coin-operated laundries & drycleaners | 131 | 382 | 1 528 | 49 | 42 | 6 | 1 | — | — | — | — | — | — |
| 812310 | Coin-operated laundries & drycleaners | 131 | 382 | 1 528 | 49 | 42 | 6 | 1 | — | — | — | — | — | — |
| 81232 | Drycleaning & laundry services (exc coin-op) | 486 | 2 570 | 9 315 | 58 | 43 | 7 | 3 | 3 | 1 | 1 | — | — | — |
| 812320 | Drycleaning & laundry services (exc coin-op) | 486 | 2 570 | 9 315 | 58 | 43 | 7 | 3 | 3 | 1 | 1 | — | — | — |
| 81233 | Linen & uniform supply | 497 | 2 465 | 10 572 | 8 | — | 2 | 1 | 1 | 1 | 3 | — | — | — |
| 8129 | Other personal services | 124 | 556 | 2 737 | 55 | 46 | 8 | 1 | — | — | — | — | — | — |
| 813 | Religious, grantmaking, civic, prof & like organizations | 3 570 | 18 349 | 73 893 | 344 | 205 | 53 | 45 | 30 | 7 | 3 | 1 | — | — |
| 8131 | Religious organizations | 2 386 | 11 667 | 45 756 | 197 | 104 | 35 | 29 | 23 | 4 | 1 | 1 | — | — |
| 81311 | Religious organizations | 2 386 | 11 667 | 45 756 | 197 | 104 | 35 | 29 | 23 | 4 | 1 | 1 | — | — |
| 813110 | Religious organizations | 2 386 | 11 667 | 45 756 | 197 | 104 | 35 | 29 | 23 | 4 | 1 | 1 | — | — |
| 8132 | Grantmaking & giving services | 200 | 882 | 3 996 | 11 | 5 | 2 | 3 | — | — | 1 | — | — | — |
| 81321 | Grantmaking & giving services | 200 | 882 | 3 996 | 11 | 5 | 2 | 3 | — | — | 1 | — | — | — |
| 813219 | Other grantmaking & giving services | 164 | 738 | 3 329 | 5 | 2 | — | 2 | — | — | 1 | — | — | — |
| 8134 | Civic & social organizations | 382 | 1 437 | 5 642 | 26 | 16 | 2 | 3 | 3 | 1 | 1 | — | — | — |
| 81341 | Civic & social organizations | 382 | 1 437 | 5 642 | 26 | 16 | 2 | 3 | 3 | 1 | 1 | — | — | — |
| 813410 | Civic & social organizations | 382 | 1 437 | 5 642 | 26 | 16 | 2 | 3 | 3 | 1 | 1 | — | — | — |

See footnotes at end of table.

Table 6. Counties—Employees, Payroll, and Establishments by Industry: 2001—Con.

[Excludes most government employees, railroad employees, and self-employed persons. Size class 1 to 4 includes establishments with payroll, but no employees, during mid-March pay period. (D) denotes figures withheld to avoid disclosing data for individual companies; the data are included in broader industry totals. Detailed industries with 100 or more employees are shown if industry was not a (D). For explanation of terms, abbreviations, and data reliability/comparability, see introductory text]

| NAICS code | Industry | Number of employees for week including March 12 | Payroll (\$1,000) | | Total number of establishments | Number of establishments by employment-size class | | | | | | | | |
|---------------------|--|---|-------------------|----------------|--------------------------------|---|------------|------------|------------|-----------|------------|------------|------------|---------------|
| | | | First quarter | Annual | | 1 to 4 | 5 to 9 | 10 to 19 | 20 to 49 | 50 to 99 | 100 to 249 | 250 to 499 | 500 to 999 | 1,000 or more |
| PASSAIC—Con. | | | | | | | | | | | | | | |
| 81 | Other services (except public administration)—Con. | | | | | | | | | | | | | |
| 813 | Religious, grantmaking, civic, prof & like organizations—Con. | | | | | | | | | | | | | |
| 8139 | Business, labor, political, like organizations | 575 | 4 198 | 17 804 | 101 | 74 | 11 | 10 | 4 | 2 | — | — | — | — |
| 81393 | Labor unions & similar labor organizations . . . | 283 | 2 994 | 12 369 | 34 | 17 | 8 | 6 | 2 | 1 | — | — | — | — |
| 813930 | Labor unions & similar labor organizations . . . | 283 | 2 994 | 12 369 | 34 | 17 | 8 | 6 | 2 | 1 | — | — | — | — |
| 81399 | Oth similar organizations (exc business, prof, labor, pol) | 220 | 800 | 3 651 | 39 | 33 | — | 3 | 2 | 1 | — | — | — | — |
| 813990 | Oth similar organizations (exc business, prof, labor, pol) | 220 | 800 | 3 651 | 39 | 33 | — | 3 | 2 | 1 | — | — | — | — |
| 95 | Auxiliaries (exc corporate, subsidiary & regional mgmt) | 401 | 3 659 | 13 421 | 15 | 3 | 2 | 4 | 3 | 3 | — | — | — | — |
| 99 | Unclassified establishments | (C) | (D) | (D) | 140 | 133 | 5 | 1 | 1 | — | — | — | — | — |
| SALEM | | | | | | | | | | | | | | |
| | Total | 18 584 | 188 260 | 715 224 | 1 338 | 765 | 257 | 157 | 103 | 29 | 17 | 5 | 4 | 1 |
| 11 | Forestry, fishing, hunting, and agriculture support | (B) | (D) | (D) | 5 | 3 | 1 | — | 1 | — | — | — | — | — |
| 21 | Mining | (A) | (D) | (D) | 1 | 1 | — | — | — | — | — | — | — | — |
| 22 | Utilities | (G) | (D) | (D) | 8 | 2 | — | — | 1 | — | 1 | 2 | 2 | — |
| 221 | Utilities | (G) | (D) | (D) | 8 | 2 | — | — | 1 | — | 1 | 2 | 2 | — |
| 2211 | Elec pwr generation, transmsn & distribution . . . | (G) | (D) | (D) | 8 | 2 | — | — | 1 | — | 1 | 2 | 2 | — |
| 22111 | Electric power generation | (G) | (D) | (D) | 6 | 2 | — | — | — | — | — | 2 | 2 | — |
| 22112 | Electric pwr transmsn, control & distribution . . | (C) | (D) | (D) | 2 | — | — | — | 1 | — | 1 | — | — | — |
| 23 | Construction | (F) | (D) | (D) | 167 | 125 | 25 | 10 | 4 | 3 | — | — | — | — |
| 233 | Building, developing & general contracting | (E) | (D) | (D) | 46 | 34 | 7 | 2 | 1 | 2 | — | — | — | — |
| 2333 | Nonresidential building construction | (C) | (D) | (D) | 13 | 6 | 4 | — | 1 | 2 | — | — | — | — |
| 23332 | Commercial & institutional bldg construction . . | (C) | (D) | (D) | 10 | 5 | 3 | — | 1 | 1 | — | — | — | — |
| 235 | Special trade contractors | 482 | 4 168 | 18 078 | 112 | 85 | 16 | 7 | 3 | 1 | — | — | — | — |
| 2351 | Plumbing, heating & AC contractor | 101 | 590 | 2 624 | 20 | 12 | 5 | 2 | 1 | — | — | — | — | — |
| 23511 | Plumbing, heating & AC contractor | 101 | 590 | 2 624 | 20 | 12 | 5 | 2 | 1 | — | — | — | — | — |
| 235110 | Plumbing, heating & AC contractor | 101 | 590 | 2 624 | 20 | 12 | 5 | 2 | 1 | — | — | — | — | — |
| 2353 | Electrical contractors | 173 | 2 217 | 8 588 | 19 | 12 | 4 | 1 | 1 | 1 | — | — | — | — |
| 23531 | Electrical contractors | 173 | 2 217 | 8 588 | 19 | 12 | 4 | 1 | 1 | 1 | — | — | — | — |
| 235310 | Electrical contractors | 173 | 2 217 | 8 588 | 19 | 12 | 4 | 1 | 1 | 1 | — | — | — | — |
| 31-33 | Manufacturing | 3 723 | 62 338 | 246 267 | 52 | 22 | 4 | 8 | 8 | 3 | 4 | 1 | 1 | 1 |
| 311 | Food mfg | (E) | (D) | (D) | 5 | 1 | — | 2 | — | 1 | 1 | — | — | — |
| 3116 | Animal slaughtering & processing | 184 | 899 | 4 098 | 3 | — | — | 2 | — | — | 1 | — | — | — |
| 31161 | Animal slaughtering & processing | 184 | 899 | 4 098 | 3 | — | — | 2 | — | — | 1 | — | — | — |
| 325 | Chemical mfg | 1 808 | 39 642 | 159 205 | 12 | 3 | 1 | 1 | 2 | 2 | 2 | — | — | 1 |
| 3251 | Basic chemical mfg | (G) | (D) | (D) | 2 | — | — | 1 | — | — | — | — | — | 1 |
| 32512 | Industrial gas mfg | (G) | (D) | (D) | 2 | — | — | 1 | — | — | — | — | — | 1 |
| 3252 | Resin, syn rubber, artf & syn fibers, fil mfg | 252 | 4 766 | 17 604 | 4 | — | — | — | 2 | 1 | 1 | — | — | — |
| 32521 | Resin & synthetic rubber mfg | 252 | 4 766 | 17 604 | 4 | — | — | — | 2 | 1 | 1 | — | — | — |
| 3254 | Pharmaceutical & medicine mfg | (C) | (D) | (D) | 1 | — | — | — | — | — | 1 | — | — | — |
| 32541 | Pharmaceutical & medicine mfg | (C) | (D) | (D) | 1 | — | — | — | — | — | 1 | — | — | — |
| 326 | Plastics & rubber products mfg | (F) | (D) | (D) | 3 | — | — | 2 | — | — | — | — | — | 1 |
| 3261 | Plastics product mfg | (F) | (D) | (D) | 2 | — | — | 1 | — | — | — | — | — | 1 |
| 32619 | Other plastics product mfg | (F) | (D) | (D) | 1 | — | — | — | — | — | — | — | — | 1 |
| 327 | Nonmetallic mineral product mfg | (E) | (D) | (D) | 4 | 1 | 1 | — | 1 | — | — | 1 | — | — |
| 3272 | Glass & glass product mfg | (E) | (D) | (D) | 3 | 1 | — | — | 1 | — | — | 1 | — | — |
| 32721 | Glass & glass product mfg | (E) | (D) | (D) | 3 | 1 | — | — | 1 | — | — | 1 | — | — |
| 334 | Computer & electronic product mfg | (C) | (D) | (D) | 2 | 1 | — | — | — | — | 1 | — | — | — |
| 3344 | Semiconductor & oth electronic component mfg | (C) | (D) | (D) | 1 | — | — | — | — | — | 1 | — | — | — |
| 33441 | Semiconductor & oth electronic component mfg | (C) | (D) | (D) | 1 | — | — | — | — | — | 1 | — | — | — |
| 42 | Wholesale trade | 651 | 4 809 | 23 224 | 45 | 16 | 14 | 9 | 5 | — | — | 1 | — | — |
| 421 | Wholesale trade, durable goods | 242 | 2 098 | 10 073 | 27 | 9 | 9 | 6 | 3 | — | — | — | — | — |
| 422 | Wholesale trade, nondurable goods | 409 | 2 711 | 13 151 | 18 | 7 | 5 | 3 | 2 | — | — | 1 | — | — |
| 4224 | Grocery & related product whse | 327 | 2 131 | 10 392 | 9 | 5 | — | 2 | 1 | — | — | 1 | — | — |
| 42249 | Other grocery & related products whse | (E) | (D) | (D) | 2 | — | — | — | 1 | — | — | 1 | — | — |

See footnotes at end of table.

Table 6. Counties—Employees, Payroll, and Establishments by Industry: 2001—Con.

[Excludes most government employees, railroad employees, and self-employed persons. Size class 1 to 4 includes establishments with payroll, but no employees, during mid-March pay period. (D) denotes figures withheld to avoid disclosing data for individual companies; the data are included in broader industry totals. Detailed industries with 100 or more employees are shown if industry was not a (D). For explanation of terms, abbreviations, and data reliability/comparability, see introductory text]

| NAICS code | Industry | Number of employees for week including March 12 | Payroll (\$1,000) | | Total number of establishments | Number of establishments by employment-size class | | | | | | | | |
|-------------------|--|---|-------------------|---------------|--------------------------------|---|-----------|-----------|-----------|----------|------------|------------|------------|---------------|
| | | | First quarter | Annual | | 1 to 4 | 5 to 9 | 10 to 19 | 20 to 49 | 50 to 99 | 100 to 249 | 250 to 499 | 500 to 999 | 1,000 or more |
| SALEM—Con. | | | | | | | | | | | | | | |
| 44-45 | Retail trade | (H) | (D) | (D) | 222 | 100 | 47 | 42 | 24 | 5 | 4 | | | |
| 441 | Motor vehicle & parts dealers | 285 | 1 858 | 7 852 | 32 | 17 | 1 | 9 | 5 | — | — | — | — | — |
| 4411 | Automobile dealers | 136 | 1 068 | 4 488 | 12 | 7 | — | 2 | 3 | — | — | — | — | — |
| 44111 | New car dealers | 133 | 1 055 | 4 428 | 9 | 4 | — | 2 | 3 | — | — | — | — | — |
| 441110 | New car dealers | 133 | 1 055 | 4 428 | 9 | 4 | — | 2 | 3 | — | — | — | — | — |
| 4413 | Automotive parts, accessories & tire stores | 115 | 575 | 2 436 | 15 | 7 | 1 | 5 | 2 | — | — | — | — | — |
| 444 | Bldg material & garden equip & supp dealers | 188 | 1 244 | 5 142 | 22 | 9 | 4 | 7 | 2 | — | — | — | — | — |
| 4441 | Building material & supplies dealers | 137 | 897 | 3 365 | 17 | 7 | 4 | 5 | 1 | — | — | — | — | — |
| 445 | Food & beverage stores | 793 | 3 102 | 13 712 | 52 | 22 | 15 | 6 | 4 | 2 | 3 | — | — | — |
| 4451 | Grocery stores | 695 | 2 802 | 12 411 | 30 | 11 | 5 | 5 | 4 | 2 | 3 | — | — | — |
| 44511 | Grocery (except convenience) stores | 524 | 2 216 | 9 760 | 15 | 6 | 2 | 1 | 1 | 2 | 3 | — | — | — |
| 445110 | Grocery (except convenience) stores | 524 | 2 216 | 9 760 | 15 | 6 | 2 | 1 | 1 | 2 | 3 | — | — | — |
| 44512 | Convenience stores | 171 | 586 | 2 651 | 15 | 5 | 3 | 4 | 3 | — | — | — | — | — |
| 445120 | Convenience stores | 171 | 586 | 2 651 | 15 | 5 | 3 | 4 | 3 | — | — | — | — | — |
| 446 | Health & personal care stores | 177 | 852 | 3 453 | 13 | 4 | 1 | 4 | 4 | — | — | — | — | — |
| 4461 | Health & personal care stores | 177 | 852 | 3 453 | 13 | 4 | 1 | 4 | 4 | — | — | — | — | — |
| 44611 | Pharmacies & drug stores | 165 | 809 | 3 294 | 9 | — | 1 | 4 | 4 | — | — | — | — | — |
| 446110 | Pharmacies & drug stores | 165 | 809 | 3 294 | 9 | — | 1 | 4 | 4 | — | — | — | — | — |
| 447 | Gasoline stations | 381 | 1 460 | 5 740 | 31 | 14 | 7 | 5 | 3 | 2 | — | — | — | — |
| 4471 | Gasoline stations | 381 | 1 460 | 5 740 | 31 | 14 | 7 | 5 | 3 | 2 | — | — | — | — |
| 44711 | Gasoline stations with convenience stores | 218 | 856 | 3 294 | 14 | 2 | 4 | 5 | 3 | — | — | — | — | — |
| 447110 | Gasoline stations with convenience stores | 218 | 856 | 3 294 | 14 | 2 | 4 | 5 | 3 | — | — | — | — | — |
| 44719 | Other gasoline stations | 163 | 604 | 2 446 | 17 | 12 | 3 | — | — | 2 | — | — | — | — |
| 447190 | Other gasoline stations | 163 | 604 | 2 446 | 17 | 12 | 3 | — | — | 2 | — | — | — | — |
| 448 | Clothing & clothing accessories stores | 142 | 321 | 1 348 | 16 | 4 | 8 | 3 | 1 | — | — | — | — | — |
| 4481 | Clothing stores | 117 | 240 | 989 | 11 | 2 | 5 | 3 | 1 | — | — | — | — | — |
| 452 | General merchandise stores | 344 | 1 024 | 4 615 | 8 | 1 | 2 | 3 | — | 1 | 1 | — | — | — |
| 4521 | Department stores | (E) | (D) | (D) | 2 | — | — | — | — | 1 | 1 | — | — | — |
| 45211 | Department stores | (E) | (D) | (D) | 2 | — | — | — | — | 1 | 1 | — | — | — |
| 453 | Miscellaneous store retailers | 164 | 608 | 2 777 | 21 | 12 | 4 | 2 | 3 | — | — | — | — | — |
| 48-49 | Transportation & warehousing | 704 | 4 548 | 18 656 | 61 | 36 | 5 | 11 | 5 | 3 | 1 | | | |
| 484 | Truck transportation | 341 | 2 955 | 12 500 | 39 | 26 | 3 | 6 | 2 | 2 | — | — | — | — |
| 4842 | Specialized freight trucking | 261 | 2 368 | 9 757 | 24 | 14 | 2 | 6 | — | 2 | — | — | — | — |
| 48423 | Specialized freight (exc used) trucking, LDist | 185 | 1 908 | 7 831 | 10 | 5 | 1 | 2 | — | 2 | — | — | — | — |
| 484230 | Specialized freight (exc used) trucking, LDist | 185 | 1 908 | 7 831 | 10 | 5 | 1 | 2 | — | 2 | — | — | — | — |
| 485 | Transit & ground passenger transportation | (C) | (D) | (D) | 6 | 1 | — | 1 | 2 | 1 | 1 | — | — | — |
| 4854 | School & employee bus transportation | (C) | (D) | (D) | 4 | — | — | — | 2 | 1 | 1 | — | — | — |
| 48541 | School & employee bus transportation | (C) | (D) | (D) | 4 | — | — | — | 2 | 1 | 1 | — | — | — |
| 51 | Information | 134 | 1 762 | 7 444 | 19 | 14 | 3 | — | 1 | 1 | | | | |
| 52 | Finance & insurance | 514 | 3 971 | 16 187 | 64 | 32 | 17 | 10 | 3 | 2 | | | | |
| 522 | Credit intermediation & related activities | (E) | (D) | (D) | 42 | 19 | 13 | 6 | 3 | 1 | — | — | — | — |
| 5221 | Depository credit intermediation | (E) | (D) | (D) | 39 | 17 | 12 | 6 | 3 | 1 | — | — | — | — |
| 52211 | Commercial banking | (E) | (D) | (D) | 25 | 8 | 9 | 5 | 2 | 1 | — | — | — | — |
| 524 | Insurance carriers & related activities | (C) | (D) | (D) | 20 | 11 | 4 | 4 | — | 1 | — | — | — | — |
| 5242 | Agencies & other insurance related activities | (C) | (D) | (D) | 18 | 10 | 4 | 4 | — | — | — | — | — | — |
| 52421 | Insurance agencies & brokerages | (C) | (D) | (D) | 18 | 10 | 4 | 4 | — | — | — | — | — | — |
| 53 | Real estate & rental & leasing | 196 | 1 114 | 4 880 | 44 | 28 | 11 | 4 | 1 | | | | | |
| 531 | Real estate | (C) | (D) | (D) | 34 | 23 | 7 | 3 | 1 | — | — | — | — | — |
| 5311 | Lessors of real estate | 132 | 739 | 3 017 | 23 | 13 | 6 | 3 | 1 | — | — | — | — | — |
| 54 | Professional, scientific & technical services | 374 | 2 646 | 13 489 | 93 | 66 | 18 | 8 | 1 | | | | | |
| 541 | Professional, scientific & technical services | 374 | 2 646 | 13 489 | 93 | 66 | 18 | 8 | 1 | — | — | — | — | — |
| 55 | Management of companies & enterprises | (B) | (D) | (D) | 3 | 1 | — | 1 | 1 | | | | | |
| 56 | Admin, support, waste mgt, remediation services | 649 | 6 716 | 24 465 | 64 | 35 | 11 | 8 | 8 | 1 | 1 | | | |
| 561 | Administrative & support services | 570 | 6 052 | 21 729 | 53 | 29 | 9 | 6 | 7 | 1 | 1 | — | — | — |
| 5611 | Office administrative services | (C) | (D) | (D) | 3 | — | — | — | 2 | 1 | — | — | — | — |
| 56111 | Office administrative services | (C) | (D) | (D) | 3 | — | — | — | 2 | 1 | — | — | — | — |
| 5616 | Investigation & security services | (C) | (D) | (D) | 4 | 2 | — | — | 1 | — | 1 | — | — | — |
| 56161 | Investigation, guard & armored car services | (C) | (D) | (D) | 2 | 1 | — | — | — | — | 1 | — | — | — |
| 5617 | Services to buildings & dwellings | (C) | (D) | (D) | 37 | 21 | 8 | 5 | 3 | — | — | — | — | — |
| 56173 | Landscaping services | (C) | (D) | (D) | 20 | 13 | 3 | 2 | 2 | — | — | — | — | — |
| 61 | Educational services | (C) | (D) | (D) | 9 | 5 | 1 | — | 3 | | | | | |
| 611 | Educational services | (C) | (D) | (D) | 9 | 5 | 1 | — | 3 | — | — | — | — | — |

See footnotes at end of table.

Table 6. Counties—Employees, Payroll, and Establishments by Industry: 2001—Con.

[Excludes most government employees, railroad employees, and self-employed persons. Size class 1 to 4 includes establishments with payroll, but no employees, during mid-March pay period. (D) denotes figures withheld to avoid disclosing data for individual companies; the data are included in broader industry totals. Detailed industries with 100 or more employees are shown if industry was not a (D). For explanation of terms, abbreviations, and data reliability/comparability, see introductory text]

| NAICS code | Industry | Number of employees for week including March 12 | Payroll (\$1,000) | | Total number of establishments | Number of establishments by employment-size class | | | | | | | | |
|-------------------|---|---|-------------------|-------------------|--------------------------------|---|--------------|--------------|------------|------------|------------|------------|------------|---------------|
| | | | First quarter | Annual | | 1 to 4 | 5 to 9 | 10 to 19 | 20 to 49 | 50 to 99 | 100 to 249 | 250 to 499 | 500 to 999 | 1,000 or more |
| SALEM—Con. | | | | | | | | | | | | | | |
| 62 | Health care and social assistance | 2 745 | 18 014 | 75 074 | 140 | 66 | 35 | 20 | 10 | 4 | 3 | 1 | 1 | — |
| 621 | Ambulatory health care services | (F) | (D) | (D) | 98 | 56 | 27 | 8 | 5 | 2 | — | — | — | — |
| 6211 | Offices of physicians | 268 | 2 012 | 9 904 | 51 | 32 | 13 | 4 | 2 | — | — | — | — | — |
| 62111 | Offices of physicians | 268 | 2 012 | 9 904 | 51 | 32 | 13 | 4 | 2 | — | — | — | — | — |
| 6216 | Home health care services | 196 | 1 121 | 4 629 | 4 | — | — | 1 | 1 | 2 | — | — | — | — |
| 62161 | Home health care services | 196 | 1 121 | 4 629 | 4 | — | — | 1 | 1 | 2 | — | — | — | — |
| 621610 | Home health care services | 196 | 1 121 | 4 629 | 4 | — | — | 1 | 1 | 2 | — | — | — | — |
| 622 | Hospitals | (G) | (D) | (D) | 2 | — | — | — | — | — | — | 1 | 1 | — |
| 6221 | General medical & surgical hospitals | (G) | (D) | (D) | 2 | — | — | — | — | — | — | 1 | 1 | — |
| 62211 | General medical & surgical hospitals | (G) | (D) | (D) | 2 | — | — | — | — | — | — | 1 | 1 | — |
| 623 | Nursing & residential care facilities | (F) | (D) | (D) | 13 | 1 | 2 | 3 | 4 | 1 | 2 | — | — | — |
| 6231 | Nursing care facilities | (C) | (D) | (D) | 4 | 1 | — | — | 1 | 1 | 1 | — | — | — |
| 62311 | Nursing care facilities | (C) | (D) | (D) | 4 | 1 | — | — | 1 | 1 | 1 | — | — | — |
| 6233 | Community care facilities for the elderly | 153 | 801 | 2 997 | 4 | — | 1 | 2 | — | — | 1 | — | — | — |
| 62331 | Community care facilities for the elderly | 153 | 801 | 2 997 | 4 | — | 1 | 2 | — | — | 1 | — | — | — |
| 624 | Social assistance | (E) | (D) | (D) | 27 | 9 | 6 | 9 | 1 | 1 | 1 | — | — | — |
| 6241 | Individual & family services | 157 | 1 013 | 4 598 | 9 | 2 | 2 | 3 | 1 | 1 | — | — | — | — |
| 62419 | Other individual & family services | 132 | 922 | 4 214 | 5 | — | 1 | 2 | 1 | 1 | — | — | — | — |
| 624190 | Other individual & family services | 132 | 922 | 4 214 | 5 | — | 1 | 2 | 1 | 1 | — | — | — | — |
| 6243 | Vocational rehabilitation services | (C) | (D) | (D) | 1 | — | — | — | — | — | 1 | — | — | — |
| 62431 | Vocational rehabilitation services | (C) | (D) | (D) | 1 | — | — | — | — | — | 1 | — | — | — |
| 6244 | Child day care services | (C) | (D) | (D) | 15 | 5 | 4 | 6 | — | — | — | — | — | — |
| 62441 | Child day care services | (C) | (D) | (D) | 15 | 5 | 4 | 6 | — | — | — | — | — | — |
| 71 | Arts, entertainment & recreation | 218 | 478 | 2 424 | 21 | 10 | 5 | 1 | 5 | — | — | — | — | — |
| 713 | Amusement, gambling & recreation industries | (C) | (D) | (D) | 19 | 9 | 4 | 1 | 5 | — | — | — | — | — |
| 7139 | Other amusement & recreation industries | (C) | (D) | (D) | 19 | 9 | 4 | 1 | 5 | — | — | — | — | — |
| 71394 | Fitness & recreational sports centers | 106 | 240 | 1 217 | 11 | 6 | 2 | — | 3 | — | — | — | — | — |
| 713940 | Fitness & recreational sports centers | 106 | 240 | 1 217 | 11 | 6 | 2 | — | 3 | — | — | — | — | — |
| 72 | Accommodation & food services | 1 380 | 3 463 | 15 696 | 106 | 45 | 23 | 13 | 18 | 6 | 1 | — | — | — |
| 721 | Accommodation | 103 | 277 | 1 411 | 12 | 5 | 2 | 3 | 2 | — | — | — | — | — |
| 722 | Food services & drinking places | 1 277 | 3 186 | 14 285 | 94 | 40 | 21 | 10 | 16 | 6 | 1 | — | — | — |
| 7221 | Full-service restaurants | 593 | 1 604 | 7 132 | 28 | 4 | 9 | 4 | 8 | 2 | 1 | — | — | — |
| 72211 | Full-service restaurants | 593 | 1 604 | 7 132 | 28 | 4 | 9 | 4 | 8 | 2 | 1 | — | — | — |
| 722110 | Full-service restaurants | 593 | 1 604 | 7 132 | 28 | 4 | 9 | 4 | 8 | 2 | 1 | — | — | — |
| 7222 | Limited-service eating places | 577 | 1 269 | 5 798 | 45 | 22 | 7 | 5 | 7 | 4 | — | — | — | — |
| 72221 | Limited-service eating places | 577 | 1 269 | 5 798 | 45 | 22 | 7 | 5 | 7 | 4 | — | — | — | — |
| 722211 | Limited-service restaurants | 521 | 1 205 | 5 265 | 34 | 16 | 5 | 2 | 7 | 4 | — | — | — | — |
| 81 | Other services (except public administration) | 768 | 3 061 | 13 963 | 198 | 146 | 37 | 11 | 3 | 1 | — | — | — | — |
| 811 | Repair & maintenance | 220 | 1 294 | 6 373 | 50 | 36 | 9 | 2 | 3 | — | — | — | — | — |
| 8111 | Automotive repair & maintenance | 110 | 536 | 2 008 | 33 | 25 | 6 | 2 | — | — | — | — | — | — |
| 8113 | Commercial equipment (exc auto & elec) R&M | 106 | 742 | 4 260 | 11 | 5 | 3 | — | 3 | — | — | — | — | — |
| 81131 | Commercial equipment (exc auto & elec) R&M | 106 | 742 | 4 260 | 11 | 5 | 3 | — | 3 | — | — | — | — | — |
| 811310 | Commercial equipment (exc auto & elec) R&M | 106 | 742 | 4 260 | 11 | 5 | 3 | — | 3 | — | — | — | — | — |
| 812 | Personal & laundry services | 161 | 555 | 2 485 | 60 | 51 | 6 | 3 | — | — | — | — | — | — |
| 8121 | Personal care services | 109 | 302 | 1 310 | 41 | 36 | 3 | 2 | — | — | — | — | — | — |
| 81211 | Hair, nail & skin care services | 105 | 295 | 1 220 | 37 | 32 | 3 | 2 | — | — | — | — | — | — |
| 813 | Religious, grantmaking, civic, prof & like organizations | 387 | 1 212 | 5 105 | 88 | 59 | 22 | 6 | — | 1 | — | — | — | — |
| 8131 | Religious organizations | 298 | 801 | 3 325 | 64 | 44 | 15 | 4 | — | 1 | — | — | — | — |
| 81311 | Religious organizations | 298 | 801 | 3 325 | 64 | 44 | 15 | 4 | — | 1 | — | — | — | — |
| 813110 | Religious organizations | 298 | 801 | 3 325 | 64 | 44 | 15 | 4 | — | 1 | — | — | — | — |
| 95 | Auxiliaries (exc corporate, subsidiary & regional mgt) | 338 | 5 560 | 16 556 | 5 | 1 | — | 1 | 1 | — | 2 | — | — | — |
| 99 | Unclassified establishments | (A) | (D) | (D) | 11 | 11 | — | — | — | — | — | — | — | — |
| SOMERSET | | | | | | | | | | | | | | |
| | Total | 180 012 | 2 611 275 | 10 125 339 | 9 545 | 5 474 | 1 663 | 1 077 | 770 | 283 | 183 | 48 | 24 | 23 |
| 11 | Forestry, fishing, hunting, and agriculture support | (B) | (D) | (D) | 12 | 9 | 3 | — | — | — | — | — | — | — |
| 21 | Mining | 192 | 2 383 | 9 913 | 5 | 1 | 1 | — | 2 | — | 1 | — | — | — |
| 212 | Mining (except oil & gas) | 192 | 2 383 | 9 913 | 5 | 1 | 1 | — | 2 | — | 1 | — | — | — |
| 2123 | Nonmetallic mineral mining & quarrying | 192 | 2 383 | 9 913 | 5 | 1 | 1 | — | 2 | — | 1 | — | — | — |
| 21231 | Stone mining & quarrying | (C) | (D) | (D) | 4 | — | 1 | — | 2 | — | 1 | — | — | — |
| 22 | Utilities | (E) | (D) | (D) | 10 | 1 | 1 | 1 | 4 | 3 | — | — | — | — |
| 221 | Utilities | (E) | (D) | (D) | 10 | 1 | 1 | 1 | 4 | 3 | — | — | — | — |
| 2212 | Natural gas distribution | (C) | (D) | (D) | 4 | — | — | — | 3 | 1 | — | — | — | — |
| 22121 | Natural gas distribution | (C) | (D) | (D) | 4 | — | — | — | 3 | 1 | — | — | — | — |
| 2213 | Water, sewage & other systems | (C) | (D) | (D) | 5 | 1 | — | 1 | 1 | 2 | — | — | — | — |
| 22131 | Water supply & irrigation systems | (C) | (D) | (D) | 5 | 1 | — | 1 | 1 | 2 | — | — | — | — |

See footnotes at end of table.

Table 6. Counties—Employees, Payroll, and Establishments by Industry: 2001—Con.

[Excludes most government employees, railroad employees, and self-employed persons. Size class 1 to 4 includes establishments with payroll, but no employees, during mid-March pay period. (D) denotes figures withheld to avoid disclosing data for individual companies; the data are included in broader industry totals. Detailed industries with 100 or more employees are shown if industry was not a (D). For explanation of terms, abbreviations, and data reliability/comparability, see introductory text]

| NAICS code | Industry | Number of employees for week including March 12 | Payroll (\$1,000) | | Total number of establishments | Number of establishments by employment-size class | | | | | | | | |
|----------------------|--|---|-------------------|------------------|--------------------------------|---|------------|-----------|-----------|-----------|------------|------------|------------|---------------|
| | | | First quarter | Annual | | 1 to 4 | 5 to 9 | 10 to 19 | 20 to 49 | 50 to 99 | 100 to 249 | 250 to 499 | 500 to 999 | 1,000 or more |
| SOMERSET—Con. | | | | | | | | | | | | | | |
| 23 | Construction | 5 604 | 62 646 | 294 381 | 910 | 626 | 147 | 81 | 43 | 11 | 2 | | | |
| 233 | Building, developing & general contracting | 1 552 | 20 954 | 89 804 | 246 | 173 | 38 | 21 | 9 | 4 | 1 | | | |
| 2332 | Residential building construction | 840 | 8 702 | 37 816 | 178 | 132 | 28 | 13 | 3 | 2 | | | | |
| 23321 | Single-family housing construction | 822 | 8 574 | 35 793 | 172 | 128 | 26 | 13 | 3 | 2 | | | | |
| 233210 | Single-family housing construction | 822 | 8 574 | 35 793 | 172 | 128 | 26 | 13 | 3 | 2 | | | | |
| 2333 | Nonresidential building construction | 671 | 11 914 | 50 464 | 54 | 29 | 10 | 7 | 5 | 2 | 1 | | | |
| 23332 | Commercial & institutional bldg construction | 617 | 11 376 | 48 408 | 43 | 22 | 8 | 5 | 5 | 2 | 1 | | | |
| 233320 | Commercial & institutional bldg construction | 617 | 11 376 | 48 408 | 43 | 22 | 8 | 5 | 5 | 2 | 1 | | | |
| 234 | Heavy construction | 374 | 3 922 | 24 087 | 39 | 19 | 6 | 8 | 6 | | | | | |
| 2349 | Other heavy construction | 284 | 3 119 | 17 238 | 25 | 12 | 2 | 6 | 5 | | | | | |
| 23491 | Water, sewer & pipeline construction | 191 | 2 287 | 12 126 | 11 | 3 | 1 | 4 | 3 | | | | | |
| 234910 | Water, sewer & pipeline construction | 191 | 2 287 | 12 126 | 11 | 3 | 1 | 4 | 3 | | | | | |
| 235 | Special trade contractors | 3 678 | 37 770 | 180 490 | 625 | 434 | 103 | 52 | 28 | 7 | 1 | | | |
| 2351 | Plumbing, heating & AC contractor | 822 | 7 825 | 34 900 | 122 | 80 | 22 | 11 | 6 | 3 | | | | |
| 23511 | Plumbing, heating & AC contractor | 822 | 7 825 | 34 900 | 122 | 80 | 22 | 11 | 6 | 3 | | | | |
| 235110 | Plumbing, heating & AC contractor | 822 | 7 825 | 34 900 | 122 | 80 | 22 | 11 | 6 | 3 | | | | |
| 2352 | Painting & wall covering contractors | 268 | 2 138 | 8 584 | 67 | 51 | 7 | 7 | 2 | | | | | |
| 23521 | Painting & wall covering contractors | 268 | 2 138 | 8 584 | 67 | 51 | 7 | 7 | 2 | | | | | |
| 235210 | Painting & wall covering contractors | 268 | 2 138 | 8 584 | 67 | 51 | 7 | 7 | 2 | | | | | |
| 2353 | Electrical contractors | 682 | 7 254 | 30 144 | 107 | 64 | 26 | 10 | 6 | 1 | | | | |
| 23531 | Electrical contractors | 682 | 7 254 | 30 144 | 107 | 64 | 26 | 10 | 6 | 1 | | | | |
| 235310 | Electrical contractors | 682 | 7 254 | 30 144 | 107 | 64 | 26 | 10 | 6 | 1 | | | | |
| 2354 | Masonry, drywall, insulation, tile contractors | 424 | 4 449 | 21 691 | 72 | 47 | 15 | 6 | 3 | 1 | | | | |
| 23541 | Masonry & stone contractors | 188 | 1 757 | 9 896 | 43 | 29 | 10 | 3 | 1 | | | | | |
| 235410 | Masonry & stone contractors | 188 | 1 757 | 9 896 | 43 | 29 | 10 | 3 | 1 | | | | | |
| 23542 | Drywall, acoustical & insulation contractors | 158 | 1 686 | 7 749 | 17 | 9 | 3 | 3 | 2 | | | | | |
| 235420 | Drywall, acoustical & insulation contractors | 158 | 1 686 | 7 749 | 17 | 9 | 3 | 3 | 2 | | | | | |
| 2355 | Carpentry & floor contractors | 300 | 2 178 | 10 017 | 91 | 74 | 10 | 5 | 2 | | | | | |
| 23551 | Carpentry contractors | 261 | 1 866 | 8 641 | 77 | 63 | 7 | 5 | 2 | | | | | |
| 235510 | Carpentry contractors | 261 | 1 866 | 8 641 | 77 | 63 | 7 | 5 | 2 | | | | | |
| 2356 | Roofing, siding, & sheet metal contractors | 226 | 2 224 | 12 447 | 29 | 20 | 2 | 3 | 3 | 1 | | | | |
| 23561 | Roofing, siding, & sheet metal contractors | 226 | 2 224 | 12 447 | 29 | 20 | 2 | 3 | 3 | 1 | | | | |
| 235610 | Roofing, siding, & sheet metal contractors | 226 | 2 224 | 12 447 | 29 | 20 | 2 | 3 | 3 | 1 | | | | |
| 2357 | Concrete contractors | 132 | 2 174 | 10 499 | 23 | 17 | 2 | 3 | 1 | | | | | |
| 23571 | Concrete contractors | 132 | 2 174 | 10 499 | 23 | 17 | 2 | 3 | 1 | | | | | |
| 235710 | Concrete contractors | 132 | 2 174 | 10 499 | 23 | 17 | 2 | 3 | 1 | | | | | |
| 2359 | Other special trade contractors | 760 | 8 753 | 49 194 | 107 | 77 | 17 | 7 | 4 | 1 | 1 | | | |
| 23591 | Structural steel erection contractors | (C) | (D) | (D) | 8 | 3 | 2 | | 2 | 1 | | | | |
| 23593 | Excavation contractors | 334 | 3 907 | 24 735 | 40 | 33 | 4 | 2 | | 1 | | | | |
| 235930 | Excavation contractors | 334 | 3 907 | 24 735 | 40 | 33 | 4 | 2 | | 1 | | | | |
| 23599 | All other special trade contractors | 184 | 1 248 | 6 857 | 42 | 28 | 9 | 4 | 1 | | | | | |
| 235990 | All other special trade contractors | 184 | 1 248 | 6 857 | 42 | 28 | 9 | 4 | 1 | | | | | |
| 31-33 | Manufacturing | 19 211 | 307 425 | 1 254 244 | 357 | 127 | 61 | 46 | 68 | 24 | 22 | 3 | 4 | 2 |
| 311 | Food mfg | 495 | 5 228 | 22 652 | 25 | 10 | 5 | 3 | 6 | | 1 | | | |
| 3116 | Animal slaughtering & processing | (E) | (D) | (D) | 2 | | | | 1 | | 1 | | | |
| 31161 | Animal slaughtering & processing | (E) | (D) | (D) | 2 | | | | 1 | | 1 | | | |
| 313 | Textile mills | 255 | 2 749 | 12 117 | 8 | 4 | 1 | | 1 | | 2 | | | |
| 3132 | Fabric mills | (C) | (D) | (D) | 2 | 1 | | | | | 1 | | | |
| 31323 | Nonwoven fabric mills | (C) | (D) | (D) | 1 | | | | | | 1 | | | |
| 3133 | Textile, fabric finishing, fabric coating mills | (C) | (D) | (D) | 6 | 3 | 1 | | 1 | | 1 | | | |
| 31331 | Textile & fabric finishing mills | (C) | (D) | (D) | 6 | 3 | 1 | | 1 | | 1 | | | |
| 314 | Textile product mills | (C) | (D) | (D) | 4 | 1 | 1 | 1 | | | 1 | | | |
| 3149 | Other textile product mills | (C) | (D) | (D) | 3 | | 1 | 1 | | | 1 | | | |
| 31491 | Textile bag & canvas mills | (C) | (D) | (D) | 1 | | | | | | 1 | | | |
| 321 | Wood product mfg | 298 | 2 710 | 10 825 | 5 | | 2 | | 1 | 1 | 1 | | | |
| 3219 | Other wood product mfg | (C) | (D) | (D) | 4 | | 2 | | 1 | | 1 | | | |
| 32191 | Millwork | (C) | (D) | (D) | 4 | | 2 | | 1 | | 1 | | | |
| 323 | Printing & related support activities | 438 | 5 601 | 21 897 | 36 | 18 | 7 | 8 | 2 | | 1 | | | |
| 3231 | Printing & related support activities | 438 | 5 601 | 21 897 | 36 | 18 | 7 | 8 | 2 | | 1 | | | |
| 32311 | Printing | (E) | (D) | (D) | 35 | 17 | 7 | 8 | 2 | | 1 | | | |
| 323110 | Commercial lithographic printing | 307 | 4 371 | 16 944 | 17 | 8 | 3 | 4 | 1 | | 1 | | | |
| 325 | Chemical mfg | 8 627 | 171 868 | 720 666 | 41 | 7 | 3 | 6 | 10 | 6 | 5 | 1 | 2 | 1 |
| 3252 | Resin, syn rubber, artf & syn fibers, fil mfg | (C) | (D) | (D) | 3 | | | | 1 | 1 | 1 | | | |
| 32521 | Resin & synthetic rubber mfg | (C) | (D) | (D) | 3 | | | | 1 | 1 | 1 | | | |
| 3254 | Pharmaceutical & medicine mfg | (I) | (D) | (D) | 15 | 3 | 1 | 2 | 5 | | 2 | | 1 | 1 |
| 32541 | Pharmaceutical & medicine mfg | (I) | (D) | (D) | 15 | 3 | 1 | 2 | 5 | | 2 | | 1 | 1 |
| 3255 | Paint, coating & adhesive mfg | 162 | 2 212 | 9 065 | 4 | 1 | | | | 3 | | | | |
| 32551 | Paint & coating mfg | (C) | (D) | (D) | 3 | 1 | | | | 2 | | | | |
| 3256 | Soap, cleaners & toilet preparation mfg | 975 | 10 618 | 40 985 | 5 | | | 1 | 1 | 1 | | 1 | 1 | |
| 32561 | Soap & cleaning compound mfg | (E) | (D) | (D) | 1 | | | | | | | 1 | | |
| 32562 | Toilet preparation mfg | (F) | (D) | (D) | 4 | | | 1 | 1 | 1 | | 1 | | |
| 3259 | Other chemical product & preparation mfg | 607 | 10 363 | 38 654 | 11 | 2 | 2 | 2 | 2 | 1 | 2 | | | |
| 32599 | All other chemical product & preparation mfg | (F) | (D) | (D) | 10 | 2 | 2 | 1 | 2 | 1 | 2 | | | |
| 325998 | All oth misc chemical product & prep mfg | 118 | 1 764 | 7 749 | 6 | 1 | 2 | 1 | 2 | | | | | |
| 326 | Plastics & rubber products mfg | 1 183 | 14 589 | 54 960 | 22 | 3 | 2 | 3 | 5 | 6 | 3 | | | |
| 3261 | Plastics product mfg | (G) | (D) | (D) | 21 | 3 | 2 | 3 | 4 | 6 | 3 | | | |
| 32611 | Unsupported plastics film, sheet, & bag mfg | (C) | (D) | (D) | 1 | | | | | | 1 | | | |
| 32612 | Plastics pipe, pipe fitting, & unsupported profile shape mfg | (C) | (D) | (D) | 2 | | | 1 | | | 1 | | | |
| 32619 | Other plastics product mfg | 505 | 6 223 | 20 170 | 14 | 3 | 2 | 2 | 3 | 3 | 1 | | | |
| 326199 | All other plastics product mfg | 505 | 6 223 | 20 170 | 14 | 3 | 2 | 2 | 3 | 3 | 1 | | | |

See footnotes at end of table.

Table 6. Counties—Employees, Payroll, and Establishments by Industry: 2001—Con.

[Excludes most government employees, railroad employees, and self-employed persons. Size class 1 to 4 includes establishments with payroll, but no employees, during mid-March pay period. (D) denotes figures withheld to avoid disclosing data for individual companies; the data are included in broader industry totals. Detailed industries with 100 or more employees are shown if industry was not a (D). For explanation of terms, abbreviations, and data reliability/comparability, see introductory text]

| NAICS code | Industry | Number of employees for week including March 12 | Payroll (\$1,000) | | Total number of establishments | Number of establishments by employment-size class | | | | | | | | |
|---------------------------------|--|---|-------------------|----------------|--------------------------------|---|------------|-----------|-----------|-----------|------------|------------|------------|---------------|
| | | | First quarter | Annual | | 1 to 4 | 5 to 9 | 10 to 19 | 20 to 49 | 50 to 99 | 100 to 249 | 250 to 499 | 500 to 999 | 1,000 or more |
| SOMERSET—Con. | | | | | | | | | | | | | | |
| 31-33 Manufacturing—Con. | | | | | | | | | | | | | | |
| 331 | Primary metal mfg | 355 | 3 628 | 15 212 | 10 | 3 | 1 | 1 | 2 | 2 | 1 | - | - | - |
| 3312 | Steel product mfg from purchased steel | (C) | (D) | (D) | 4 | 3 | - | - | - | - | 1 | - | - | - |
| 33121 | Iron, steel pipe & tube mfg from purchased steel | (C) | (D) | (D) | 3 | 2 | - | - | - | - | 1 | - | - | - |
| 3314 | Nonferrous (exc alum) production & processing | 122 | 1 008 | 4 034 | 3 | - | 1 | - | 1 | 1 | - | - | - | - |
| 332 | Fabricated metal product mfg | 1 694 | 17 908 | 70 438 | 68 | 27 | 14 | 7 | 12 | 5 | 1 | 2 | - | - |
| 3321 | Forging & stamping | (E) | (D) | (D) | 5 | 3 | - | - | 1 | - | - | 1 | - | - |
| 33211 | Forging & stamping | (E) | (D) | (D) | 5 | 3 | - | - | 1 | - | - | 1 | - | - |
| 3323 | Architectural & structural metals mfg | 141 | 1 505 | 7 092 | 11 | 3 | 2 | 2 | 4 | - | - | - | - | - |
| 3325 | Hardware mfg | (E) | (D) | (D) | 4 | 2 | - | - | - | 1 | - | 1 | - | - |
| 33251 | Hardware mfg | (E) | (D) | (D) | 4 | 2 | - | - | - | 1 | - | 1 | - | - |
| 3327 | Mach shops, turn prod, screw, nut, bolt mfg | 392 | 4 270 | 16 010 | 30 | 14 | 6 | 3 | 5 | 2 | - | - | - | - |
| 33271 | Machine shops | 249 | 2 615 | 9 572 | 24 | 11 | 6 | 3 | 3 | 1 | - | - | - | - |
| 332710 | Machine shops | 249 | 2 615 | 9 572 | 24 | 11 | 6 | 3 | 3 | 1 | - | - | - | - |
| 33272 | Turned product & screw, nut & bolt mfg | 143 | 1 655 | 6 438 | 6 | 3 | - | - | 2 | 1 | - | - | - | - |
| 3329 | Other fabricated metal product mfg | 330 | 3 028 | 12 142 | 7 | 2 | 2 | - | - | 2 | 1 | - | - | - |
| 33299 | All other fabricated metal product mfg | (E) | (D) | (D) | 6 | 2 | 2 | - | - | 1 | 1 | - | - | - |
| 333 | Machinery mfg | 1 625 | 25 459 | 91 357 | 30 | 9 | 4 | 4 | 8 | 2 | 2 | - | 1 | - |
| 3332 | Industrial machinery mfg | 1 153 | 18 893 | 66 413 | 10 | 4 | - | 1 | 3 | - | 1 | - | 1 | - |
| 33322 | Plastics & rubber industry machinery mfg | (C) | (D) | (D) | 1 | - | - | - | - | - | 1 | - | - | - |
| 33329 | Other industrial machinery mfg | (F) | (D) | (D) | 9 | 4 | - | 1 | 3 | - | - | - | 1 | - |
| 3335 | Metalworking machinery mfg | 100 | 1 787 | 4 728 | 8 | 2 | 3 | - | 3 | - | - | - | - | - |
| 33351 | Metalworking machinery mfg | 100 | 1 787 | 4 728 | 8 | 2 | 3 | - | 3 | - | - | - | - | - |
| 3339 | Other general purpose machinery mfg | 290 | 3 925 | 16 645 | 8 | 1 | 1 | 3 | 1 | 1 | 1 | - | - | - |
| 33399 | All other general purpose machinery mfg | 218 | 2 811 | 11 501 | 5 | 1 | - | 2 | 1 | - | 1 | - | - | - |
| 334 | Computer & electronic product mfg | 1 196 | 19 931 | 79 213 | 27 | 10 | 5 | 3 | 6 | 1 | 1 | - | 1 | - |
| 3341 | Computer & peripheral equipment mfg | (C) | (D) | (D) | 4 | - | - | 1 | 3 | - | - | - | - | - |
| 33411 | Computer & peripheral equipment mfg | (C) | (D) | (D) | 4 | - | - | 1 | 3 | - | - | - | - | - |
| 3342 | Communications equipment mfg | (C) | (D) | (D) | 6 | 2 | 1 | 1 | 2 | - | - | - | - | - |
| 33422 | Radio, TV broadcast & wireless comm equip mfg | 106 | 1 925 | 7 489 | 3 | - | - | 1 | 2 | - | - | - | - | - |
| 334220 | Radio, TV broadcast & wireless comm equip mfg | 106 | 1 925 | 7 489 | 3 | - | - | 1 | 2 | - | - | - | - | - |
| 3344 | Semiconductor & oth electronic component mfg | (F) | (D) | (D) | 9 | 4 | 3 | - | 1 | - | - | - | 1 | - |
| 33441 | Semiconductor & oth electronic component mfg | (F) | (D) | (D) | 9 | 4 | 3 | - | 1 | - | - | - | 1 | - |
| 3345 | Nav, measuring, medical, control instruments mfg | 328 | 4 013 | 16 210 | 7 | 3 | 1 | 1 | - | 1 | 1 | - | - | - |
| 33451 | Nav, measuring, medical, control instruments mfg | 328 | 4 013 | 16 210 | 7 | 3 | 1 | 1 | - | 1 | 1 | - | - | - |
| 335 | Electrical equip, appliance & component mfg | 413 | 5 401 | 18 303 | 13 | 3 | 1 | 4 | 3 | 1 | 1 | - | - | - |
| 3353 | Electrical equipment mfg | 103 | 857 | 3 414 | 7 | 1 | - | 4 | 2 | - | - | - | - | - |
| 33531 | Electrical equipment mfg | 103 | 857 | 3 414 | 7 | 1 | - | 4 | 2 | - | - | - | - | - |
| 3359 | Other electrical equipment & component mfg | 310 | 4 544 | 14 889 | 6 | 2 | 1 | - | 1 | 1 | 1 | - | - | - |
| 33592 | Communication & energy wire & cable mfg | (C) | (D) | (D) | 1 | - | - | - | - | - | 1 | - | - | - |
| 336 | Transportation equipment mfg | 282 | 2 006 | 8 593 | 5 | 1 | - | 2 | 1 | - | 1 | - | - | - |
| 3362 | Motor vehicle body & trailer mfg | (C) | (D) | (D) | 2 | - | - | 1 | - | - | 1 | - | - | - |
| 33621 | Motor vehicle body & trailer mfg | (C) | (D) | (D) | 2 | - | - | 1 | - | - | 1 | - | - | - |
| 337 | Furniture & related product mfg | 209 | 2 092 | 8 901 | 13 | 4 | 2 | 1 | 6 | - | - | - | - | - |
| 3372 | Office furniture (including fixtures) mfg | 121 | 1 303 | 5 304 | 5 | 1 | - | - | 4 | - | - | - | - | - |
| 33721 | Office furniture (including fixtures) mfg | 121 | 1 303 | 5 304 | 5 | 1 | - | - | 4 | - | - | - | - | - |
| 339 | Miscellaneous mfg | 1 837 | 25 561 | 107 961 | 31 | 17 | 8 | 1 | 3 | - | 1 | - | - | 1 |
| 3391 | Medical equipment & supplies mfg | (G) | (D) | (D) | 23 | 13 | 6 | - | 2 | - | 1 | - | - | 1 |
| 33911 | Medical equipment & supplies mfg | (G) | (D) | (D) | 23 | 13 | 6 | - | 2 | - | 1 | - | - | 1 |
| 42 | Wholesale trade | 13 649 | 197 336 | 830 089 | 645 | 344 | 102 | 88 | 60 | 25 | 18 | 4 | 3 | 1 |
| 421 | Wholesale trade, durable goods | 8 603 | 124 528 | 532 419 | 417 | 202 | 70 | 65 | 43 | 18 | 15 | 3 | 1 | - |
| 4211 | Motor vehicle, motor vehicle pt & supply whsle | 909 | 6 505 | 28 367 | 25 | 7 | 9 | 1 | 3 | 4 | - | 1 | - | - |
| 42111 | Automobile & other motor vehicle whsle | 600 | 4 073 | 18 100 | 6 | 2 | - | - | 2 | 1 | - | 1 | - | - |
| 421110 | Automobile & other motor vehicle whsle | 600 | 4 073 | 18 100 | 6 | 2 | - | - | 2 | 1 | - | 1 | - | - |
| 42112 | Motor vehicle supplies & new parts whsle | 267 | 2 164 | 8 692 | 13 | 5 | 3 | 1 | 1 | 3 | - | - | - | - |
| 421120 | Motor vehicle supplies & new parts whsle | 267 | 2 164 | 8 692 | 13 | 5 | 3 | 1 | 1 | 3 | - | - | - | - |
| 4212 | Furniture & home furnishing whsle | 849 | 11 591 | 43 751 | 29 | 14 | 3 | 4 | 4 | - | 4 | - | - | - |
| 42121 | Furniture whsle | 617 | 8 638 | 31 045 | 13 | 4 | 1 | 3 | 2 | - | 3 | - | - | - |
| 421210 | Furniture whsle | 617 | 8 638 | 31 045 | 13 | 4 | 1 | 3 | 2 | - | 3 | - | - | - |
| 42122 | Home furnishing whsle | 232 | 2 953 | 12 706 | 16 | 10 | 2 | 1 | 2 | - | 1 | - | - | - |
| 421220 | Home furnishing whsle | 232 | 2 953 | 12 706 | 16 | 10 | 2 | 1 | 2 | - | 1 | - | - | - |
| 4213 | Lumber & other construction materials whsle | 273 | 3 280 | 14 964 | 17 | 8 | 1 | 4 | 3 | 1 | - | - | - | - |
| 42131 | Lumber, plywood, millwork & wood panel whsle | 167 | 1 965 | 7 897 | 9 | 3 | - | 3 | 3 | - | - | - | - | - |
| 421310 | Lumber, plywood, millwork & wood panel whsle | 167 | 1 965 | 7 897 | 9 | 3 | - | 3 | 3 | - | - | - | - | - |

See footnotes at end of table.

Table 6. Counties—Employees, Payroll, and Establishments by Industry: 2001—Con.

[Excludes most government employees, railroad employees, and self-employed persons. Size class 1 to 4 includes establishments with payroll, but no employees, during mid-March pay period. (D) denotes figures withheld to avoid disclosing data for individual companies; the data are included in broader industry totals. Detailed industries with 100 or more employees are shown if industry was not a (D). For explanation of terms, abbreviations, and data reliability/comparability, see introductory text]

| NAICS code | Industry | Number of employees for week including March 12 | Payroll (\$1,000) | | Total number of establishments | Number of establishments by employment-size class | | | | | | | | | | | | | | | | | | |
|----------------------|--|---|-------------------|----------------|--------------------------------|---|------------|------------|------------|-----------|------------|------------|------------|---------------|---|---|---|---|---|---|---|--|--|--|
| | | | First quarter | Annual | | 1 to 4 | 5 to 9 | 10 to 19 | 20 to 49 | 50 to 99 | 100 to 249 | 250 to 499 | 500 to 999 | 1,000 or more | | | | | | | | | | |
| SOMERSET—Con. | | | | | | | | | | | | | | | | | | | | | | | | |
| 42 | Wholesale trade—Con. | | | | | | | | | | | | | | | | | | | | | | | |
| 421 | Wholesale trade, durable goods—Con. | | | | | | | | | | | | | | | | | | | | | | | |
| 4214 | Professional & commercial equip & supp whsle | 2 607 | 36 026 | 180 918 | 93 | 44 | 15 | 12 | 13 | 4 | 3 | 1 | 1 | — | — | — | — | — | — | — | — | | | |
| 42141 | Photographic equipment & supplies whsle | 115 | 1 134 | 4 314 | 5 | 1 | 1 | — | 2 | 1 | — | — | — | — | — | — | — | — | — | — | — | | | |
| 421410 | Photographic equipment & supplies whsle | 115 | 1 134 | 4 314 | 5 | 1 | 1 | — | 2 | 1 | — | — | — | — | — | — | — | — | — | — | — | | | |
| 42143 | Computer & peripheral equip & software whsle | 1 830 | 26 369 | 127 010 | 45 | 19 | 10 | 4 | 7 | 2 | 1 | 1 | 1 | — | — | — | — | — | — | — | — | | | |
| 421430 | Computer & peripheral equip & software whsle | 1 830 | 26 369 | 127 010 | 45 | 19 | 10 | 4 | 7 | 2 | 1 | 1 | 1 | — | — | — | — | — | — | — | — | | | |
| 42145 | Medical, dental, hospital equip & supp whsle | 346 | 5 094 | 36 033 | 19 | 8 | 3 | 5 | 2 | — | 1 | — | — | — | — | — | — | — | — | — | — | | | |
| 421450 | Medical, dental, hospital equip & supp whsle | 346 | 5 094 | 36 033 | 19 | 8 | 3 | 5 | 2 | — | 1 | — | — | — | — | — | — | — | — | — | — | | | |
| 42146 | Ophthalmic goods whsle | (C) | (D) | (D) | 3 | 1 | 1 | — | — | — | 1 | — | — | — | — | — | — | — | — | — | — | | | |
| 4215 | Metal & mineral (except petroleum) whsle | 164 | 1 979 | 8 633 | 23 | 12 | 3 | 8 | — | — | — | — | — | — | — | — | — | — | — | — | — | | | |
| 42151 | Metal service centers & offices whsle | 164 | 1 979 | 8 633 | 23 | 12 | 3 | 8 | — | — | — | — | — | — | — | — | — | — | — | — | — | | | |
| 421510 | Metal service centers & offices whsle | 164 | 1 979 | 8 633 | 23 | 12 | 3 | 8 | — | — | — | — | — | — | — | — | — | — | — | — | — | | | |
| 4216 | Electrical goods whsle | 1 914 | 37 298 | 149 769 | 66 | 21 | 16 | 11 | 6 | 5 | 7 | — | — | — | — | — | — | — | — | — | — | | | |
| 42161 | Elec equip, wiring supp, const material whsle | (C) | (D) | (D) | 15 | 7 | 2 | 4 | 2 | — | — | — | — | — | — | — | — | — | — | — | — | | | |
| 42169 | Other electronic parts & equipment whsle | 1 685 | 33 862 | 133 142 | 49 | 13 | 14 | 7 | 4 | 4 | 7 | — | — | — | — | — | — | — | — | — | — | | | |
| 421690 | Other electronic parts & equipment whsle | 1 685 | 33 862 | 133 142 | 49 | 13 | 14 | 7 | 4 | 4 | 7 | — | — | — | — | — | — | — | — | — | — | | | |
| 4217 | Hardware, plumb & heating equip & sup whsle | 157 | 2 022 | 8 793 | 19 | 12 | 2 | 3 | 2 | — | — | — | — | — | — | — | — | — | — | — | — | | | |
| 4218 | Machinery, equipment & supplies whsle | 1 442 | 22 742 | 84 722 | 95 | 50 | 14 | 18 | 8 | 3 | 1 | 1 | — | — | — | — | — | — | — | — | — | | | |
| 42182 | Farm & garden machinery & equipment whsle | 117 | 1 682 | 7 302 | 4 | 1 | — | 1 | 1 | 1 | — | — | — | — | — | — | — | — | — | — | — | | | |
| 421820 | Farm & garden machinery & equipment whsle | 117 | 1 682 | 7 302 | 4 | 1 | — | 1 | 1 | 1 | — | — | — | — | — | — | — | — | — | — | — | | | |
| 42183 | Industrial machinery & equipment whsle | 1 021 | 17 678 | 64 834 | 62 | 31 | 11 | 13 | 5 | — | 1 | 1 | — | — | — | — | — | — | — | — | — | | | |
| 421830 | Industrial machinery & equipment whsle | 1 021 | 17 678 | 64 834 | 62 | 31 | 11 | 13 | 5 | — | 1 | 1 | — | — | — | — | — | — | — | — | — | | | |
| 42185 | Service establishment equip & supplies whsle | 190 | 2 208 | 7 779 | 12 | 8 | — | 2 | — | 2 | — | — | — | — | — | — | — | — | — | — | — | | | |
| 421850 | Service establishment equip & supplies whsle | 190 | 2 208 | 7 779 | 12 | 8 | — | 2 | — | 2 | — | — | — | — | — | — | — | — | — | — | — | | | |
| 4219 | Miscellaneous durable goods whsle | 288 | 3 085 | 12 502 | 50 | 34 | 7 | 4 | 4 | 1 | — | — | — | — | — | — | — | — | — | — | — | | | |
| 42193 | Recyclable material whsle | 108 | 754 | 2 557 | 10 | 6 | — | 2 | 1 | 1 | — | — | — | — | — | — | — | — | — | — | — | | | |
| 421930 | Recyclable material whsle | 108 | 754 | 2 557 | 10 | 6 | — | 2 | 1 | 1 | — | — | — | — | — | — | — | — | — | — | — | | | |
| 422 | Wholesale trade, nondurable goods | 5 046 | 72 808 | 297 670 | 228 | 142 | 32 | 23 | 17 | 7 | 3 | 1 | 2 | — | — | — | — | — | — | — | — | | | |
| 4221 | Paper & paper product whsle | 207 | 2 133 | 11 024 | 29 | 21 | 2 | 5 | — | 1 | — | — | — | — | — | — | — | — | — | — | — | | | |
| 42212 | Stationery & office supplies whsle | 180 | 1 892 | 9 158 | 17 | 11 | — | 5 | — | 1 | — | — | — | — | — | — | — | — | — | — | — | | | |
| 422120 | Stationery & office supplies whsle | 180 | 1 892 | 9 158 | 17 | 11 | — | 5 | — | 1 | — | — | — | — | — | — | — | — | — | — | — | | | |
| 4222 | Drugs & druggists' sundries whsle | 2 117 | 39 330 | 163 438 | 18 | 8 | — | 1 | 3 | 3 | 1 | 1 | — | — | — | — | — | — | — | — | — | | | |
| 42221 | Drugs & druggists' sundries whsle | 2 117 | 39 330 | 163 438 | 18 | 8 | — | 1 | 3 | 3 | 1 | 1 | — | — | — | — | — | — | — | — | — | | | |
| 422210 | Drugs & druggists' sundries whsle | 2 117 | 39 330 | 163 438 | 18 | 8 | — | 1 | 3 | 3 | 1 | 1 | — | — | — | — | — | — | — | — | — | | | |
| 4223 | Apparel, piece goods & notions whsle | 140 | 1 697 | 6 514 | 29 | 19 | 7 | 1 | 2 | — | — | — | — | — | — | — | — | — | — | — | — | | | |
| 4224 | Grocery & related product whsle | 970 | 8 921 | 39 326 | 45 | 24 | 7 | 5 | 7 | 1 | — | — | — | — | — | — | — | — | — | — | — | | | |
| 42245 | Confectionery whsle | (F) | (D) | (D) | 5 | 2 | 1 | — | 1 | — | — | — | — | — | — | — | — | — | — | — | — | | | |
| 42249 | Other grocery & related products whsle | 267 | 3 288 | 15 430 | 22 | 10 | 4 | 4 | 3 | 1 | — | — | — | — | — | — | — | — | — | — | — | | | |
| 422490 | Other grocery & related products whsle | 267 | 3 288 | 15 430 | 22 | 10 | 4 | 4 | 3 | 1 | — | — | — | — | — | — | — | — | — | — | — | | | |
| 4226 | Chemical & allied products whsle | 224 | 3 489 | 14 268 | 39 | 27 | 5 | 4 | 3 | — | — | — | — | — | — | — | — | — | — | — | — | | | |
| 42261 | Plastics materials & basic forms, shapes whsle | 100 | 1 632 | 6 676 | 16 | 11 | 2 | 2 | 1 | — | — | — | — | — | — | — | — | — | — | — | — | | | |
| 422610 | Plastics materials & basic forms, shapes whsle | 100 | 1 632 | 6 676 | 16 | 11 | 2 | 2 | 1 | — | — | — | — | — | — | — | — | — | — | — | — | | | |
| 42269 | Other chemical & allied products whsle | 124 | 1 857 | 7 592 | 23 | 16 | 3 | 2 | 2 | — | — | — | — | — | — | — | — | — | — | — | — | | | |
| 422690 | Other chemical & allied products whsle | 124 | 1 857 | 7 592 | 23 | 16 | 3 | 2 | 2 | — | — | — | — | — | — | — | — | — | — | — | — | | | |
| 4228 | Beer, wine, distilled alcoholic beverage whsle | (C) | (D) | (D) | 5 | 3 | 1 | — | — | — | 1 | — | — | — | — | — | — | — | — | — | — | | | |
| 42282 | Wine & distilled alcoholic beverage whsle | (C) | (D) | (D) | 5 | 3 | 1 | — | — | — | 1 | — | — | — | — | — | — | — | — | — | — | | | |
| 4229 | Miscellaneous nondurable goods whsle | 1 159 | 13 499 | 48 102 | 56 | 37 | 10 | 4 | 2 | 1 | 1 | — | — | — | — | — | — | — | — | — | — | | | |
| 42292 | Book, periodical & newspaper whsle | (F) | (D) | (D) | 9 | 4 | 4 | — | — | — | — | — | — | — | — | — | — | — | — | — | — | | | |
| 42294 | Tobacco & tobacco product whsle | (C) | (D) | (D) | 3 | 1 | 1 | — | — | — | 1 | — | — | — | — | — | — | — | — | — | — | | | |
| 42299 | Other miscellaneous nondurable goods whsle | 202 | 2 419 | 10 617 | 33 | 26 | 4 | — | 2 | 1 | — | — | — | — | — | — | — | — | — | — | — | | | |
| 422990 | Other miscellaneous nondurable goods whsle | 202 | 2 419 | 10 617 | 33 | 26 | 4 | — | 2 | 1 | — | — | — | — | — | — | — | — | — | — | — | | | |
| 44-45 | Retail trade | 16 883 | 96 870 | 419 063 | 1 183 | 559 | 253 | 187 | 120 | 34 | 22 | 7 | 1 | — | — | — | — | — | — | — | — | | | |
| 441 | Motor vehicle & parts dealers | 1 869 | 19 050 | 85 214 | 82 | 21 | 13 | 17 | 22 | 6 | 3 | — | — | — | — | — | — | — | — | — | — | | | |
| 4411 | Automobile dealers | 1 451 | 16 275 | 73 901 | 39 | 5 | 3 | 6 | 16 | 6 | 3 | — | — | — | — | — | — | — | — | — | — | | | |
| 44111 | New car dealers | 1 399 | 15 911 | 71 693 | 33 | 2 | 1 | 6 | 15 | 6 | 3 | — | — | — | — | — | — | — | — | — | — | | | |
| 441110 | New car dealers | 1 399 | 15 911 | 71 693 | 33 | 2 | 1 | 6 | 15 | 6 | 3 | — | — | — | — | — | — | — | — | — | — | | | |
| 4413 | Automotive parts, accessories & tire stores | 330 | 2 213 | 9 318 | 37 | 15 | 8 | 10 | 4 | — | — | — | — | — | — | — | — | — | — | — | — | | | |
| 44131 | Automotive parts, accessories & tire stores | 197 | 1 228 | 5 327 | 23 | 12 | 3 | 5 | 3 | — | — | — | — | — | — | — | — | — | — | — | — | | | |
| 441310 | Automotive parts, accessories & tire stores | 197 | 1 228 | 5 327 | 23 | 12 | 3 | 5 | 3 | — | — | — | — | — | — | — | — | — | — | — | — | | | |
| 44132 | Tire dealers | 133 | 985 | 3 991 | 14 | 3 | 5 | 5 | 1 | — | — | — | — | — | — | — | — | — | — | — | — | | | |
| 441320 | Tire dealers | 133 | 985 | 3 991 | 14 | 3 | 5 | 5 | 1 | — | — | — | — | — | — | — | — | — | — | — | — | | | |
| 442 | Furniture & home furnishing stores | 760 | 4 879 | 19 648 | 97</ | | | | | | | | | | | | | | | | | | | |

Table 6. Counties—Employees, Payroll, and Establishments by Industry: 2001—Con.

[Excludes most government employees, railroad employees, and self-employed persons. Size class 1 to 4 includes establishments with payroll, but no employees, during mid-March pay period. (D) denotes figures withheld to avoid disclosing data for individual companies; the data are included in broader industry totals. Detailed industries with 100 or more employees are shown if industry was not a (D). For explanation of terms, abbreviations, and data reliability/comparability, see introductory text]

| NAICS code | Industry | Number of employees for week including March 12 | Payroll (\$1,000) | | Total number of establishments | Number of establishments by employment-size class | | | | | | | | |
|--------------------------------|--|---|-------------------|--------|--------------------------------|---|--------|----------|----------|----------|------------|------------|------------|---------------|
| | | | First quarter | Annual | | 1 to 4 | 5 to 9 | 10 to 19 | 20 to 49 | 50 to 99 | 100 to 249 | 250 to 499 | 500 to 999 | 1,000 or more |
| SOMERSET—Con. | | | | | | | | | | | | | | |
| 44-45 Retail trade—Con. | | | | | | | | | | | | | | |
| 444 | Bldg material & garden equip & supp dealers | 1 131 | 8 437 | 37 835 | 76 | 34 | 18 | 13 | 7 | 3 | — | 1 | — | — |
| 4441 | Building material & supplies dealers | 1 000 | 7 852 | 34 619 | 52 | 21 | 11 | 10 | 6 | 3 | — | 1 | — | — |
| 44411 | Home centers (E) | (D) | (D) | (D) | 3 | — | 1 | 1 | — | — | — | 1 | — | — |
| 44413 | Hardware stores | 124 | 675 | 3 286 | 10 | 3 | 2 | 3 | 2 | — | — | — | — | — |
| 444130 | Hardware stores | 124 | 675 | 3 286 | 10 | 3 | 2 | 3 | 2 | — | — | — | — | — |
| 44419 | Other building material dealers | 483 | 4 853 | 21 282 | 33 | 14 | 7 | 6 | 3 | 3 | — | — | — | — |
| 444190 | Other building material dealers | 483 | 4 853 | 21 282 | 33 | 14 | 7 | 6 | 3 | 3 | — | — | — | — |
| 4442 | Lawn & garden equip & supplies stores | 131 | 585 | 3 216 | 24 | 13 | 7 | 3 | 1 | — | — | — | — | — |
| 445 | Food & beverage stores | 4 172 | 21 906 | 91 329 | 206 | 115 | 32 | 23 | 13 | 9 | 11 | 3 | — | — |
| 4451 | Grocery stores | 3 628 | 19 813 | 82 109 | 121 | 66 | 12 | 12 | 9 | 8 | 11 | 3 | — | — |
| 44511 | Grocery (except convenience) stores | 3 279 | 18 412 | 76 284 | 66 | 33 | 4 | 3 | 4 | 8 | 11 | 3 | — | — |
| 445110 | Grocery (except convenience) stores | 3 279 | 18 412 | 76 284 | 66 | 33 | 4 | 3 | 4 | 8 | 11 | 3 | — | — |
| 44512 | Convenience stores | 349 | 1 401 | 5 825 | 55 | 33 | 8 | 9 | 5 | — | — | — | — | — |
| 445120 | Convenience stores | 349 | 1 401 | 5 825 | 55 | 33 | 8 | 9 | 5 | — | — | — | — | — |
| 4452 | Specialty food stores | 253 | 849 | 3 526 | 39 | 23 | 11 | 3 | 1 | 1 | — | — | — | — |
| 44529 | Other specialty food stores | 155 | 428 | 1 787 | 22 | 14 | 6 | 1 | — | 1 | — | — | — | — |
| 4453 | Beer, wine & liquor stores | 291 | 1 244 | 5 694 | 46 | 26 | 9 | 8 | 3 | — | — | — | — | — |
| 44531 | Beer, wine & liquor stores | 291 | 1 244 | 5 694 | 46 | 26 | 9 | 8 | 3 | — | — | — | — | — |
| 445310 | Beer, wine & liquor stores | 291 | 1 244 | 5 694 | 46 | 26 | 9 | 8 | 3 | — | — | — | — | — |
| 446 | Health & personal care stores | 1 050 | 4 887 | 21 960 | 94 | 42 | 11 | 19 | 21 | 1 | — | — | — | — |
| 4461 | Health & personal care stores | 1 050 | 4 887 | 21 960 | 94 | 42 | 11 | 19 | 21 | 1 | — | — | — | — |
| 44611 | Pharmacies & drug stores | 811 | 3 519 | 15 845 | 44 | 8 | — | 17 | 18 | 1 | — | — | — | — |
| 446110 | Pharmacies & drug stores | 811 | 3 519 | 15 845 | 44 | 8 | — | 17 | 18 | 1 | — | — | — | — |
| 447 | Gasoline stations | 712 | 3 716 | 15 565 | 105 | 52 | 33 | 13 | 6 | 1 | — | — | — | — |
| 4471 | Gasoline stations | 712 | 3 716 | 15 565 | 105 | 52 | 33 | 13 | 6 | 1 | — | — | — | — |
| 44711 | Gasoline stations with convenience stores | 173 | 622 | 2 659 | 25 | 14 | 6 | 3 | 2 | — | — | — | — | — |
| 447110 | Gasoline stations with convenience stores | 173 | 622 | 2 659 | 25 | 14 | 6 | 3 | 2 | — | — | — | — | — |
| 44719 | Other gasoline stations | 539 | 3 094 | 12 906 | 80 | 38 | 27 | 10 | 4 | 1 | — | — | — | — |
| 447190 | Other gasoline stations | 539 | 3 094 | 12 906 | 80 | 38 | 27 | 10 | 4 | 1 | — | — | — | — |
| 448 | Clothing & clothing accessories stores | 1 625 | 6 034 | 26 352 | 169 | 59 | 53 | 37 | 17 | 3 | — | — | — | — |
| 4481 | Clothing stores | 1 216 | 3 895 | 17 411 | 98 | 32 | 20 | 26 | 17 | 3 | — | — | — | — |
| 44811 | Men's clothing stores | 104 | 408 | 2 204 | 12 | 3 | 4 | 4 | 1 | — | — | — | — | — |
| 448110 | Men's clothing stores | 104 | 408 | 2 204 | 12 | 3 | 4 | 4 | 1 | — | — | — | — | — |
| 44812 | Women's clothing stores | 406 | 1 157 | 5 037 | 39 | 13 | 7 | 14 | 5 | — | — | — | — | — |
| 448120 | Women's clothing stores | 406 | 1 157 | 5 037 | 39 | 13 | 7 | 14 | 5 | — | — | — | — | — |
| 44813 | Children's & infants' clothing stores | 221 | 697 | 3 026 | 12 | 2 | 2 | 5 | 2 | 1 | — | — | — | — |
| 448130 | Children's & infants' clothing stores | 221 | 697 | 3 026 | 12 | 2 | 2 | 5 | 2 | 1 | — | — | — | — |
| 44814 | Family clothing stores | 341 | 1 029 | 4 628 | 16 | 5 | 1 | 2 | 6 | 2 | — | — | — | — |
| 448140 | Family clothing stores | 341 | 1 029 | 4 628 | 16 | 5 | 1 | 2 | 6 | 2 | — | — | — | — |
| 4482 | Shoe stores | 195 | 796 | 3 397 | 37 | 15 | 18 | 4 | — | — | — | — | — | — |
| 44821 | Shoe stores | 195 | 796 | 3 397 | 37 | 15 | 18 | 4 | — | — | — | — | — | — |
| 448210 | Shoe stores | 195 | 796 | 3 397 | 37 | 15 | 18 | 4 | — | — | — | — | — | — |
| 4483 | Jewelry, luggage & leather goods stores | 214 | 1 343 | 5 544 | 34 | 12 | 15 | 7 | — | — | — | — | — | — |
| 44831 | Jewelry stores (C) | (D) | (D) | (D) | 33 | 12 | 14 | 7 | — | — | — | — | — | — |
| 451 | Sporting goods, hobby, book & music stores | 922 | 4 180 | 17 570 | 74 | 33 | 17 | 10 | 10 | 3 | 1 | — | — | — |
| 4511 | Sporting goods, hobby, musical instrument stores | 756 | 3 553 | 14 814 | 54 | 23 | 10 | 9 | 9 | 2 | 1 | — | — | — |
| 45111 | Sporting goods stores | 286 | 1 978 | 7 851 | 28 | 13 | 6 | 5 | 3 | 1 | — | — | — | — |
| 451110 | Sporting goods stores | 286 | 1 978 | 7 851 | 28 | 13 | 6 | 5 | 3 | 1 | — | — | — | — |
| 45112 | Hobby, toy & game stores (E) | (D) | (D) | (D) | 23 | 8 | 4 | 4 | 5 | 1 | 1 | — | — | — |
| 4512 | Book, periodical & music stores | 166 | 627 | 2 756 | 20 | 10 | 7 | 1 | 1 | 1 | — | — | — | — |
| 45121 | Book stores & news dealers | 116 | 477 | 1 978 | 13 | 7 | 4 | 1 | — | 1 | — | — | — | — |
| 451211 | Book stores | 105 | 450 | 1 892 | 10 | 5 | 3 | 1 | — | 1 | — | — | — | — |
| 452 | General merchandise stores | 2 527 | 9 791 | 40 523 | 23 | 6 | 2 | 3 | 1 | 2 | 5 | 3 | 1 | — |
| 4521 | Department stores | 2 297 | 8 897 | 36 718 | 11 | 1 | — | — | — | 2 | 4 | 3 | 1 | — |
| 45211 | Department stores | 2 297 | 8 897 | 36 718 | 11 | 1 | — | — | — | 2 | 4 | 3 | 1 | — |
| 452110 | Department stores | 2 297 | 8 897 | 36 718 | 11 | 1 | — | — | — | 2 | 4 | 3 | 1 | — |
| 4529 | Other general merchandise stores | 230 | 894 | 3 805 | 12 | 5 | 2 | 3 | 1 | — | 1 | — | — | — |
| 45291 | Warehouse clubs & superstores (C) | (D) | (D) | (D) | 1 | — | — | — | — | — | 1 | — | — | — |
| 45299 | All other general merchandise stores (C) | (D) | (D) | (D) | 11 | 5 | 2 | 3 | 1 | — | — | — | — | — |
| 453 | Miscellaneous store retailers | 928 | 4 328 | 19 859 | 136 | 75 | 27 | 23 | 11 | — | — | — | — | — |
| 4531 | Florists | 150 | 541 | 2 272 | 29 | 19 | 6 | 3 | 1 | — | — | — | — | — |
| 45311 | Florists | 150 | 541 | 2 272 | 29 | 19 | 6 | 3 | 1 | — | — | — | — | — |
| 453110 | Florists | 150 | 541 | 2 272 | 29 | 19 | 6 | 3 | 1 | — | — | — | — | — |
| 4532 | Office supplies, stationery & gift stores | 446 | 2 096 | 9 405 | 47 | 20 | 8 | 11 | 8 | — | — | — | — | — |
| 45321 | Office supplies & stationery stores | 140 | 1 080 | 4 962 | 7 | 1 | — | 2 | 4 | — | — | — | — | — |
| 453210 | Office supplies & stationery stores | 140 | 1 080 | 4 962 | 7 | 1 | — | 2 | 4 | — | — | — | — | — |
| 45322 | Gift, novelty & souvenir stores | 306 | 1 016 | 4 443 | 40 | 19 | 8 | 9 | 4 | — | — | — | — | — |
| 453220 | Gift, novelty & souvenir stores | 306 | 1 016 | 4 443 | 40 | 19 | 8 | 9 | 4 | — | — | — | — | — |
| 4539 | Other miscellaneous store retailers | 292 | 1 364 | 6 774 | 48 | 27 | 12 | 7 | 2 | — | — | — | — | — |
| 45391 | Pet & pet supplies stores | 168 | 513 | 2 489 | 13 | 3 | 5 | 3 | 2 | — | — | — | — | — |
| 453910 | Pet & pet supplies stores | 168 | 513 | 2 489 | 13 | 3 | 5 | 3 | 2 | — | — | — | — | — |
| 454 | Nonstore retailers | 711 | 6 059 | 26 890 | 51 | 26 | 12 | 7 | 3 | 1 | 2 | — | — | — |
| 4541 | Electronic shopping & mail-order houses | 330 | 2 615 | 11 866 | 20 | 13 | 2 | 3 | — | 1 | 1 | — | — | — |
| 45411 | Electronic shopping & mail-order houses | 330 | 2 615 | 11 866 | 20 | 13 | 2 | 3 | — | 1 | 1 | — | — | — |
| 454110 | Electronic shopping & mail-order houses | 330 | 2 615 | 11 866 | 20 | 13 | 2 | 3 | — | 1 | 1 | — | — | — |
| 4543 | Direct selling establishments | 353 | 3 274 | 14 357 | 25 | 9 | 9 | 3 | 3 | — | 1 | — | — | — |
| 45431 | Fuel dealers | 237 | 2 478 | 11 310 | 9 | 3 | 2 | 1 | 2 | — | 1 | — | — | — |
| 45439 | Other direct selling establishments | 116 | 796 | 3 047 | 16 | 6 | 7 | 2 | 1 | — | — | — | — | — |
| 454390 | Other direct selling establishments | 116 | 796 | 3 047 | 16 | 6 | 7 | 2 | 1 | — | — | — | — | — |

See footnotes at end of table.

Table 6. Counties—Employees, Payroll, and Establishments by Industry: 2001—Con.

[Excludes most government employees, railroad employees, and self-employed persons. Size class 1 to 4 includes establishments with payroll, but no employees, during mid-March pay period. (D) denotes figures withheld to avoid disclosing data for individual companies; the data are included in broader industry totals. Detailed industries with 100 or more employees are shown if industry was not a (D). For explanation of terms, abbreviations, and data reliability/comparability, see introductory text]

| NAICS code | Industry | Number of employees for week including March 12 | Payroll (\$1,000) | | Total number of establishments | Number of establishments by employment-size class | | | | | | | | |
|----------------------|--|---|-------------------|------------------|--------------------------------|---|------------|-----------|-----------|-----------|------------|------------|------------|---------------|
| | | | First quarter | Annual | | 1 to 4 | 5 to 9 | 10 to 19 | 20 to 49 | 50 to 99 | 100 to 249 | 250 to 499 | 500 to 999 | 1,000 or more |
| SOMERSET—Con. | | | | | | | | | | | | | | |
| 48-49 | Transportation & warehousing | 3 063 | 24 992 | 109 697 | 208 | 111 | 41 | 20 | 22 | 9 | 3 | 2 | — | — |
| 484 | Truck transportation | 1 023 | 9 825 | 47 996 | 85 | 52 | 11 | 6 | 11 | 4 | 1 | — | — | — |
| 4841 | General freight trucking | 372 | 3 649 | 21 997 | 39 | 26 | 4 | 2 | 5 | 2 | — | — | — | — |
| 48411 | General freight trucking, local | 223 | 2 225 | 16 103 | 28 | 20 | 2 | 2 | 3 | 1 | — | — | — | — |
| 484110 | General freight trucking, local | 223 | 2 225 | 16 103 | 28 | 20 | 2 | 2 | 3 | 1 | — | — | — | — |
| 48412 | General freight trucking, long-distance | 149 | 1 424 | 5 894 | 11 | 6 | 2 | — | 2 | 1 | — | — | — | — |
| 4842 | Specialized freight trucking | 651 | 6 176 | 25 999 | 46 | 26 | 7 | 4 | 6 | 2 | 1 | — | — | — |
| 48421 | Used household & office goods moving | 425 | 4 175 | 17 739 | 12 | 2 | 5 | — | 2 | 2 | 1 | — | — | — |
| 484210 | Used household & office goods moving | 425 | 4 175 | 17 739 | 12 | 2 | 5 | — | 2 | 2 | 1 | — | — | — |
| 48422 | Specialized freight (exc used) trucking, local | 118 | 696 | 3 062 | 26 | 20 | 2 | 2 | — | — | — | — | — | — |
| 484220 | Specialized freight (exc used) trucking, local | 118 | 696 | 3 062 | 26 | 20 | 2 | 2 | — | — | — | — | — | — |
| 48423 | Specialized freight (exc used) trucking, LDist | 108 | 1 305 | 5 198 | 8 | 4 | — | 2 | 2 | — | — | — | — | — |
| 484230 | Specialized freight (exc used) trucking, LDist | 108 | 1 305 | 5 198 | 8 | 4 | — | 2 | 2 | — | — | — | — | — |
| 485 | Transit & ground passenger transportation | 650 | 2 923 | 10 140 | 41 | 22 | 8 | 3 | 5 | 2 | — | 1 | — | — |
| 4853 | Taxi & limousine service | (C) | (D) | (D) | 29 | 20 | 7 | 1 | — | 1 | — | — | — | — |
| 48532 | Limousine service | 128 | 616 | 1 536 | 23 | 15 | 6 | 1 | — | 1 | — | — | — | — |
| 485320 | Limousine service | 128 | 616 | 1 536 | 23 | 15 | 6 | 1 | — | 1 | — | — | — | — |
| 4854 | School & employee bus transportation | 446 | 2 064 | 7 560 | 8 | 2 | 1 | — | 3 | 1 | — | 1 | — | — |
| 48541 | School & employee bus transportation | 446 | 2 064 | 7 560 | 8 | 2 | 1 | — | 3 | 1 | — | 1 | — | — |
| 485410 | School & employee bus transportation | 446 | 2 064 | 7 560 | 8 | 2 | 1 | — | 3 | 1 | — | 1 | — | — |
| 488 | Transportation support activities | 446 | 4 433 | 19 472 | 35 | 15 | 11 | 5 | 2 | 1 | 1 | — | — | — |
| 4884 | Road transportation support activities | 102 | 727 | 3 075 | 13 | 3 | 6 | 3 | 1 | — | — | — | — | — |
| 48841 | Motor vehicle towing | 102 | 727 | 3 075 | 13 | 3 | 6 | 3 | 1 | — | — | — | — | — |
| 488410 | Motor vehicle towing | 102 | 727 | 3 075 | 13 | 3 | 6 | 3 | 1 | — | — | — | — | — |
| 4885 | Freight transportation arrangement | 291 | 3 161 | 13 878 | 15 | 7 | 4 | 2 | — | 1 | 1 | — | — | — |
| 48851 | Freight transportation arrangement | 291 | 3 161 | 13 878 | 15 | 7 | 4 | 2 | — | 1 | 1 | — | — | — |
| 488510 | Freight transportation arrangement | 291 | 3 161 | 13 878 | 15 | 7 | 4 | 2 | — | 1 | 1 | — | — | — |
| 492 | Couriers & messengers | 776 | 6 216 | 23 957 | 28 | 13 | 7 | 4 | — | 2 | 1 | 1 | — | — |
| 4921 | Couriers | (F) | (D) | (D) | 13 | 4 | 3 | 2 | — | 2 | 1 | 1 | — | — |
| 49211 | Couriers | (F) | (D) | (D) | 13 | 4 | 3 | 2 | — | 2 | 1 | 1 | — | — |
| 493 | Warehousing & storage | 141 | 1 184 | 6 174 | 12 | 3 | 4 | 1 | 4 | — | — | — | — | — |
| 4931 | Warehousing & storage | 141 | 1 184 | 6 174 | 12 | 3 | 4 | 1 | 4 | — | — | — | — | — |
| 49311 | General warehousing & storage | (C) | (D) | (D) | 7 | — | 4 | — | 3 | — | — | — | — | — |
| 51 | Information | 13 495 | 390 168 | 1 186 028 | 239 | 139 | 24 | 19 | 24 | 14 | 9 | 3 | 3 | 4 |
| 511 | Publishing industries | 2 969 | 64 956 | 243 820 | 75 | 43 | 8 | 8 | 7 | 4 | 2 | 1 | 2 | — |
| 5111 | Newspaper, periodical, book, database publishers | 2 204 | 42 741 | 175 968 | 33 | 18 | 5 | 1 | 3 | 3 | — | 1 | 2 | — |
| 51111 | Newspaper publishers | 559 | 3 920 | 15 456 | 9 | 2 | 2 | 1 | 1 | 2 | — | 1 | — | — |
| 511110 | Newspaper publishers | 559 | 3 920 | 15 456 | 9 | 2 | 2 | 1 | 1 | 2 | — | 1 | — | — |
| 51112 | Periodical publishers | (F) | (D) | (D) | 14 | 8 | 3 | — | 1 | 1 | — | — | 1 | — |
| 51113 | Book publishers | (F) | (D) | (D) | 7 | 6 | — | — | — | — | — | — | — | — |
| 5112 | Software publishers | 765 | 22 215 | 67 852 | 42 | 25 | 3 | 7 | 4 | 1 | 2 | — | — | — |
| 51121 | Software publishers | 765 | 22 215 | 67 852 | 42 | 25 | 3 | 7 | 4 | 1 | 2 | — | — | — |
| 511210 | Software publishers | 765 | 22 215 | 67 852 | 42 | 25 | 3 | 7 | 4 | 1 | 2 | — | — | — |
| 512 | Motion picture & sound recording industries | 140 | 524 | 2 717 | 20 | 15 | 1 | 1 | 3 | — | — | — | — | — |
| 5121 | Motion picture & video industries | (C) | (D) | (D) | 18 | 13 | 1 | 1 | 3 | — | — | — | — | — |
| 51213 | Motion picture & video exhibition | 121 | 365 | 1 410 | 5 | 1 | — | 1 | 3 | — | — | — | — | — |
| 512131 | Motion picture theaters (except drive-ins) | 121 | 365 | 1 410 | 5 | 1 | — | 1 | 3 | — | — | — | — | — |
| 513 | Broadcasting & telecommunications | 9 751 | 313 466 | 905 276 | 100 | 51 | 13 | 6 | 9 | 9 | 5 | 2 | 1 | 4 |
| 5133 | Telecommunications | 9 606 | 310 848 | 894 907 | 82 | 37 | 12 | 5 | 8 | 8 | 5 | 2 | 1 | 4 |
| 51331 | Wired telecommunications carriers | (I) | (D) | (D) | 59 | 32 | 8 | 2 | 5 | 4 | 2 | 2 | 1 | 3 |
| 51332 | Wireless telecom carriers (exc satellite) | (G) | (D) | (D) | 17 | 2 | 4 | 3 | 2 | 3 | 2 | — | — | 1 |
| 51334 | Satellite telecommunications | (C) | (D) | (D) | 3 | 1 | — | — | 1 | — | 1 | — | — | — |
| 514 | Information & data processing services | 635 | 11 222 | 34 215 | 44 | 30 | 2 | 4 | 5 | 1 | 2 | — | — | — |
| 5141 | Information services | 134 | 1 730 | 4 184 | 18 | 13 | 1 | 2 | 2 | — | — | — | — | — |
| 5142 | Data processing services | 501 | 9 492 | 30 031 | 26 | 17 | 1 | 2 | 3 | 1 | 2 | — | — | — |
| 51421 | Data processing services | 501 | 9 492 | 30 031 | 26 | 17 | 1 | 2 | 3 | 1 | 2 | — | — | — |
| 514210 | Data processing services | 501 | 9 492 | 30 031 | 26 | 17 | 1 | 2 | 3 | 1 | 2 | — | — | — |
| 52 | Finance & insurance | 15 602 | 305 008 | 1 065 616 | 539 | 245 | 141 | 64 | 53 | 15 | 14 | 3 | 1 | 3 |
| 522 | Credit intermediation & related activities | 3 244 | 53 215 | 188 160 | 193 | 68 | 69 | 21 | 24 | 6 | 4 | 1 | — | — |
| 5221 | Depository credit intermediation | 2 075 | 30 429 | 101 662 | 133 | 37 | 60 | 15 | 14 | 4 | 3 | — | — | — |
| 52211 | Commercial banking | 1 311 | 13 888 | 51 019 | 89 | 20 | 40 | 14 | 10 | 4 | 1 | — | — | — |
| 522110 | Commercial banking | 1 311 | 13 888 | 51 019 | 89 | 20 | 40 | 14 | 10 | 4 | 1 | — | — | — |
| 52212 | Savings institutions | 428 | 12 552 | 37 409 | 19 | 3 | 12 | — | 3 | — | 1 | — | — | — |
| 522120 | Savings institutions | 428 | 12 552 | 37 409 | 19 | 3 | 12 | — | 3 | — | 1 | — | — | — |
| 52213 | Credit unions | (E) | (D) | (D) | 23 | 12 | 8 | 1 | — | — | 1 | — | — | — |
| 5222 | Nondepository credit intermediation | 900 | 19 832 | 70 615 | 45 | 23 | 7 | 5 | 7 | 1 | 1 | 1 | — | — |
| 52222 | Sales financing | 625 | 12 979 | 49 292 | 15 | 7 | 1 | 3 | 1 | 1 | 1 | 1 | — | — |
| 522220 | Sales financing | 625 | 12 979 | 49 292 | 15 | 7 | 1 | 3 | 1 | 1 | 1 | 1 | — | — |
| 52229 | Other nondepository credit intermediation | 275 | 6 853 | 21 323 | 30 | 16 | 6 | 2 | 6 | — | — | — | — | — |
| 522292 | Real estate credit | 197 | 3 002 | 11 319 | 21 | 11 | 3 | 2 | 5 | — | — | — | — | — |
| 5223 | Activities related to credit intermediation | 269 | 2 954 | 15 883 | 15 | 8 | 2 | 1 | 3 | 1 | — | — | — | — |
| 52231 | Mortgage & nonmortgage brokers | 252 | 2 768 | 14 785 | 11 | 5 | 2 | — | 3 | 1 | — | — | — | — |
| 522310 | Mortgage & nonmortgage brokers | 252 | 2 768 | 14 785 | 11 | 5 | 2 | — | 3 | 1 | — | — | — | — |

See footnotes at end of table.

Table 6. Counties—Employees, Payroll, and Establishments by Industry: 2001—Con.

[Excludes most government employees, railroad employees, and self-employed persons. Size class 1 to 4 includes establishments with payroll, but no employees, during mid-March pay period. (D) denotes figures withheld to avoid disclosing data for individual companies; the data are included in broader industry totals. Detailed industries with 100 or more employees are shown if industry was not a (D). For explanation of terms, abbreviations, and data reliability/comparability, see introductory text]

| NAICS code | Industry | Number of employees for week including March 12 | Payroll (\$1,000) | | Total number of establishments | Number of establishments by employment-size class | | | | | | | | |
|----------------------|--|---|-------------------|-----------|--------------------------------|---|--------|----------|----------|----------|------------|------------|------------|---------------|
| | | | First quarter | Annual | | 1 to 4 | 5 to 9 | 10 to 19 | 20 to 49 | 50 to 99 | 100 to 249 | 250 to 499 | 500 to 999 | 1,000 or more |
| SOMERSET—Con. | | | | | | | | | | | | | | |
| 52 | Finance & insurance—Con. | | | | | | | | | | | | | |
| 523 | Security, commodity contracts & like activity | (G) | (D) | (D) | 168 | 88 | 34 | 21 | 21 | 3 | 1 | — | — | — |
| 5231 | Scrtcy & comdty contracts intermed & brokerage | 1 330 | 36 713 | 110 143 | 109 | 43 | 27 | 18 | 18 | 2 | 1 | — | — | — |
| 52311 | Investment banking & securities dealing | 640 | 14 712 | 47 371 | 40 | 9 | 14 | 8 | 7 | 1 | 1 | — | — | — |
| 523110 | Investment banking & securities dealing | 640 | 14 712 | 47 371 | 40 | 9 | 14 | 8 | 7 | 1 | 1 | — | — | — |
| 52312 | Securities brokerage | 611 | 19 178 | 55 062 | 64 | 32 | 12 | 10 | 9 | 1 | — | — | — | — |
| 523120 | Securities brokerage | 611 | 19 178 | 55 062 | 64 | 32 | 12 | 10 | 9 | 1 | — | — | — | — |
| 5239 | Other financial investment activities | (E) | (D) | (D) | 59 | 45 | 7 | 3 | 3 | 1 | — | — | — | — |
| 52392 | Portfolio management | 183 | 6 359 | 35 312 | 19 | 12 | 2 | 2 | 2 | 1 | — | — | — | — |
| 523920 | Portfolio management | 183 | 6 359 | 35 312 | 19 | 12 | 2 | 2 | 2 | 1 | — | — | — | — |
| 524 | Insurance carriers & related activities | 10 719 | 206 253 | 722 786 | 175 | 87 | 38 | 21 | 8 | 6 | 9 | 2 | 1 | 3 |
| 5241 | Insurance carriers | 9 786 | 191 814 | 664 438 | 45 | 15 | 5 | 4 | 2 | 5 | 8 | 2 | 1 | 3 |
| 52411 | Direct life, health, medical insurance carriers | (H) | (D) | (D) | 24 | 8 | 3 | 2 | 1 | 4 | 3 | 2 | — | 1 |
| 52412 | Other direct insurance carriers | 7 177 | 117 207 | 457 698 | 20 | 6 | 2 | 2 | 1 | 1 | 5 | — | 1 | 2 |
| 524126 | Direct property & casualty insurance carriers | 7 149 | 117 004 | 456 863 | 17 | 5 | 1 | 1 | 1 | 1 | 5 | — | 1 | 2 |
| 5242 | Agencies & other insurance related activities | 933 | 14 439 | 58 348 | 130 | 72 | 33 | 17 | 6 | 1 | 1 | — | — | — |
| 52421 | Insurance agencies & brokerages | 834 | 12 785 | 49 004 | 111 | 61 | 29 | 13 | 6 | 1 | 1 | — | — | — |
| 524210 | Insurance agencies & brokerages | 834 | 12 785 | 49 004 | 111 | 61 | 29 | 13 | 6 | 1 | 1 | — | — | — |
| 53 | Real estate & rental & leasing | | | | | | | | | | | | | |
| 531 | Real estate | 1 377 | 12 586 | 50 448 | 212 | 152 | 36 | 16 | 5 | 2 | — | 1 | — | — |
| 5311 | Lessors of real estate | 317 | 1 955 | 8 605 | 93 | 72 | 13 | 7 | 1 | — | — | — | — | — |
| 53111 | Lessors of residential buildings & dwellings | 210 | 1 234 | 5 078 | 46 | 31 | 7 | 7 | 1 | — | — | — | — | — |
| 531110 | Lessors of residential buildings & dwellings | 210 | 1 234 | 5 078 | 46 | 31 | 7 | 7 | 1 | — | — | — | — | — |
| 5312 | Offices of real estate agents & brokers | 345 | 4 300 | 18 250 | 68 | 44 | 17 | 5 | 2 | — | — | — | — | — |
| 53121 | Offices of real estate agents & brokers | 345 | 4 300 | 18 250 | 68 | 44 | 17 | 5 | 2 | — | — | — | — | — |
| 531210 | Offices of real estate agents & brokers | 345 | 4 300 | 18 250 | 68 | 44 | 17 | 5 | 2 | — | — | — | — | — |
| 5313 | Activities related to real estate | 715 | 6 331 | 23 593 | 51 | 36 | 6 | 4 | 2 | 2 | — | 1 | — | — |
| 53131 | Real estate property managers | 619 | 5 199 | 18 806 | 28 | 18 | 3 | 3 | 1 | 2 | — | 1 | — | — |
| 531311 | Residential property managers | 474 | 3 106 | 12 080 | 14 | 8 | 2 | 2 | — | 1 | — | — | — | — |
| 531312 | Nonresidential property managers | 145 | 2 093 | 6 726 | 14 | 10 | 1 | 1 | 1 | 1 | — | — | — | — |
| 532 | Rental & leasing services | 453 | 3 512 | 15 439 | 48 | 20 | 15 | 10 | — | 3 | — | — | — | — |
| 5322 | Consumer goods rental | 250 | 850 | 3 638 | 24 | 6 | 8 | 9 | — | 1 | — | — | — | — |
| 53223 | Video tape & disc rental | 139 | 335 | 1 318 | 15 | 1 | 6 | 8 | — | — | — | — | — | — |
| 532230 | Video tape & disc rental | 139 | 335 | 1 318 | 15 | 1 | 6 | 8 | — | — | — | — | — | — |
| 53229 | Other consumer goods rental | (C) | (D) | (D) | 7 | 3 | 2 | 1 | — | 1 | — | — | — | — |
| 532299 | All other consumer goods rental | 100 | 436 | 1 981 | 4 | 1 | 1 | 1 | — | 1 | — | — | — | — |
| 5324 | Commercial, industrial equip rental & leasing | 150 | 2 036 | 9 331 | 12 | 7 | 3 | — | — | 2 | — | — | — | — |
| 53249 | Oth commercial, industrial equip rental, lease | 137 | 1 543 | 7 592 | 6 | 1 | 3 | — | — | 2 | — | — | — | — |
| 532490 | Oth commercial, industrial equip rental, lease | 137 | 1 543 | 7 592 | 6 | 1 | 3 | — | — | 2 | — | — | — | — |
| 54 | Professional, scientific & technical services | | | | | | | | | | | | | |
| 541 | Professional, scientific & technical services | 21 488 | 355 672 | 1 531 713 | 1 891 | 1 399 | 213 | 131 | 83 | 30 | 24 | 7 | 1 | 3 |
| 5411 | Legal services | 1 367 | 20 739 | 93 305 | 226 | 161 | 35 | 20 | 8 | 1 | 1 | — | — | — |
| 54111 | Offices of lawyers | 1 322 | 20 208 | 91 033 | 214 | 152 | 33 | 19 | 8 | 1 | 1 | — | — | — |
| 541110 | Offices of lawyers | 1 322 | 20 208 | 91 033 | 214 | 152 | 33 | 19 | 8 | 1 | 1 | — | — | — |
| 5412 | Accounting, tax prep, bookkeep, payroll services | 1 019 | 16 685 | 58 264 | 135 | 105 | 17 | 7 | 3 | — | 3 | — | — | — |
| 54121 | Accounting, tax prep, bookkeep, payroll services | 1 019 | 16 685 | 58 264 | 135 | 105 | 17 | 7 | 3 | — | 3 | — | — | — |
| 541211 | Offices of certified public accountants | 317 | 3 289 | 15 260 | 79 | 58 | 14 | 5 | 2 | — | — | — | — | — |
| 541213 | Tax preparation services | 287 | 952 | 3 838 | 14 | 9 | 3 | — | 1 | — | — | — | — | — |
| 541214 | Payroll services | 349 | 11 908 | 36 922 | 6 | 3 | — | 1 | — | — | 2 | — | — | — |
| 5413 | Architectural, engineering & related services | 2 931 | 44 836 | 187 022 | 198 | 110 | 33 | 32 | 11 | 8 | 2 | 1 | 1 | — |
| 54131 | Architectural services | 269 | 3 220 | 14 840 | 31 | 18 | 7 | 3 | 2 | 1 | — | — | — | — |
| 541310 | Architectural services | 269 | 3 220 | 14 840 | 31 | 18 | 7 | 3 | 2 | 1 | — | — | — | — |
| 54133 | Engineering services | 2 354 | 38 769 | 159 669 | 119 | 61 | 18 | 22 | 9 | 5 | 2 | 1 | 1 | — |
| 541330 | Engineering services | 2 354 | 38 769 | 159 669 | 119 | 61 | 18 | 22 | 9 | 5 | 2 | 1 | 1 | — |
| 54137 | Surveying, mapping (exc geophysical) services | 131 | 1 528 | 6 503 | 17 | 8 | 6 | 2 | — | 1 | — | — | — | — |
| 541370 | Surveying, mapping (exc geophysical) services | 131 | 1 528 | 6 503 | 17 | 8 | 6 | 2 | — | 1 | — | — | — | — |
| 5414 | Specialized design services | 263 | 3 014 | 11 857 | 48 | 36 | 7 | 2 | 2 | 1 | — | — | — | — |
| 54141 | Interior design services | 157 | 1 258 | 4 710 | 18 | 13 | 2 | 1 | 1 | 1 | — | — | — | — |
| 541410 | Interior design services | 157 | 1 258 | 4 710 | 18 | 13 | 2 | 1 | 1 | 1 | — | — | — | — |
| 5415 | Computer systems design & related services | 10 530 | 206 971 | 810 662 | 770 | 608 | 67 | 24 | 36 | 17 | 12 | 4 | — | 2 |
| 54151 | Computer systems design & related services | 10 530 | 206 971 | 810 662 | 770 | 608 | 67 | 24 | 36 | 17 | 12 | 4 | — | 2 |
| 541511 | Custom computer programming services | 3 487 | 63 367 | 254 984 | 351 | 284 | 29 | 4 | 21 | 8 | 4 | — | — | 1 |
| 541512 | Computer systems design services | 3 915 | 88 402 | 374 827 | 270 | 204 | 27 | 12 | 10 | 7 | 6 | 4 | — | — |
| 5416 | Management, sci & tech consulting services | 2 184 | 34 804 | 161 759 | 327 | 261 | 22 | 26 | 11 | 3 | 2 | 2 | — | — |
| 54161 | Management consulting services | 1 881 | 30 573 | 140 138 | 252 | 200 | 19 | 17 | 10 | 2 | 2 | 2 | — | — |
| 541611 | Admin & gen management consulting services | 869 | 13 440 | 59 901 | 109 | 85 | 8 | 8 | 5 | 1 | 1 | 1 | — | — |
| 541612 | Human res & exec search consulting services | 211 | 4 143 | 24 752 | 58 | 47 | 5 | 4 | 2 | — | — | — | — | — |
| 541613 | Marketing consulting services | 680 | 11 099 | 44 008 | 56 | 45 | 3 | 3 | 2 | 1 | 1 | 1 | — | — |
| 54162 | Environmental consulting services | 139 | 2 007 | 9 063 | 23 | 15 | 2 | 5 | 1 | — | — | — | — | — |
| 541620 | Environmental consulting services | 139 | 2 007 | 9 063 | 23 | 15 | 2 | 5 | 1 | — | — | — | — | — |
| 54169 | Oth scientific & technical consulting services | 164 | 2 224 | 12 558 | 52 | 46 | 1 | 4 | — | 1 | — | — | — | — |
| 541690 | Oth scientific & technical consulting services | 164 | 2 224 | 12 558 | 52 | 46 | 1 | 4 | — | 1 | — | — | — | — |
| 5417 | Scientific R&D services | 503 | 8 873 | 127 199 | 28 | 20 | 3 | 2 | 1 | — | 2 | — | — | — |
| 54171 | R&D in physical, engineering & life sciences | 493 | 8 782 | 126 848 | 23 | 15 | 3 | 2 | 1 | — | 2 | — | — | — |
| 541710 | R&D in physical, engineering & life sciences | 493 | 8 782 | 126 848 | 23 | 15 | 3 | 2 | 1 | — | 2 | — | — | — |

See footnotes at end of table.

Table 6. Counties—Employees, Payroll, and Establishments by Industry: 2001—Con.

[Excludes most government employees, railroad employees, and self-employed persons. Size class 1 to 4 includes establishments with payroll, but no employees, during mid-March pay period. (D) denotes figures withheld to avoid disclosing data for individual companies; the data are included in broader industry totals. Detailed industries with 100 or more employees are shown if industry was not a (D). For explanation of terms, abbreviations, and data reliability/comparability, see introductory text]

| NAICS code | Industry | Number of employees for week including March 12 | Payroll (\$1,000) | | Total number of establishments | Number of establishments by employment-size class | | | | | | | | | |
|----------------------|---|---|-------------------|------------------|--------------------------------|---|------------|------------|-----------|-----------|------------|------------|------------|---------------|--|
| | | | First quarter | Annual | | 1 to 4 | 5 to 9 | 10 to 19 | 20 to 49 | 50 to 99 | 100 to 249 | 250 to 499 | 500 to 999 | 1,000 or more | |
| SOMERSET—Con. | | | | | | | | | | | | | | | |
| 54 | Professional, scientific & technical services—Con. | | | | | | | | | | | | | | |
| 541 | Professional, scientific & technical services—Con. | | | | | | | | | | | | | | |
| 5418 | Advertising & related services | 649 | 8 922 | 38 504 | 74 | 45 | 12 | 11 | 5 | — | 1 | — | — | — | |
| 54181 | Advertising agencies | 218 | 3 049 | 13 398 | 26 | 11 | 7 | 5 | 3 | — | — | — | — | — | |
| 541810 | Advertising agencies | 218 | 3 049 | 13 398 | 26 | 11 | 7 | 5 | 3 | — | — | — | — | — | |
| 54184 | Media representatives (C) | (C) | (D) | (D) | 6 | 4 | — | — | 1 | — | 1 | — | — | — | |
| 5419 | Oth professional, scientific, technical services | 2 042 | 10 828 | 43 141 | 85 | 53 | 17 | 7 | 6 | — | 1 | — | — | 1 | |
| 54191 | Marketing research & public opinion polling | 1 687 | 8 535 | 32 320 | 13 | 7 | 2 | — | 2 | — | 1 | — | — | 1 | |
| 541910 | Marketing research & public opinion polling | 1 687 | 8 535 | 32 320 | 13 | 7 | 2 | — | 2 | — | 1 | — | — | 1 | |
| 54194 | Veterinary services | 231 | 1 513 | 7 469 | 28 | 11 | 9 | 5 | 3 | — | — | — | — | — | |
| 541940 | Veterinary services | 231 | 1 513 | 7 469 | 28 | 11 | 9 | 5 | 3 | — | — | — | — | — | |
| 55 | Management of companies & enterprises | 14 477 | 491 912 | 1 807 389 | 88 | 21 | 14 | 9 | 10 | 11 | 9 | 4 | 4 | 6 | |
| 551 | Management of companies & enterprises | 14 477 | 491 912 | 1 807 389 | 88 | 21 | 14 | 9 | 10 | 11 | 9 | 4 | 4 | 6 | |
| 5511 | Management of companies & enterprises | 14 477 | 491 912 | 1 807 389 | 88 | 21 | 14 | 9 | 10 | 11 | 9 | 4 | 4 | 6 | |
| 55111 | Management of companies & enterprises | 14 477 | 491 912 | 1 807 389 | 88 | 21 | 14 | 9 | 10 | 11 | 9 | 4 | 4 | 6 | |
| 551112 | Offices of other holding companies | 203 | 6 448 | 28 133 | 16 | 6 | 5 | 2 | 2 | 1 | — | — | — | — | |
| 551114 | Corp. subsidiary & regional managing offices | 14 274 | 485 464 | 1 779 256 | 72 | 15 | 9 | 7 | 8 | 10 | 9 | 4 | 4 | 6 | |
| 56 | Admin, support, waste mgt, remediation services | 16 850 | 105 155 | 459 411 | 583 | 349 | 113 | 32 | 32 | 27 | 19 | 5 | 4 | 2 | |
| 561 | Administrative & support services | 16 592 | 101 858 | 447 460 | 567 | 341 | 111 | 30 | 29 | 26 | 19 | 5 | 4 | 2 | |
| 5611 | Office administrative services | 1 510 | 21 783 | 88 915 | 60 | 28 | 17 | 6 | 3 | — | 4 | 2 | — | — | |
| 56111 | Office administrative services | 1 510 | 21 783 | 88 915 | 60 | 28 | 17 | 6 | 3 | — | 4 | 2 | — | — | |
| 561110 | Office administrative services | 1 510 | 21 783 | 88 915 | 60 | 28 | 17 | 6 | 3 | — | 4 | 2 | — | — | |
| 5613 | Employment services | 10 583 | 53 520 | 237 481 | 75 | 26 | 5 | 3 | 13 | 14 | 8 | 1 | 3 | 2 | |
| 56131 | Employment placement agencies (F) | (D) | (D) | (D) | 17 | 7 | 3 | 1 | 4 | 1 | — | 1 | — | — | |
| 56132 | Temporary help services (H) | (D) | (D) | (D) | 51 | 18 | 2 | 2 | 9 | 13 | 5 | — | 1 | 1 | |
| 56133 | Employee leasing services (I) | (D) | (D) | (D) | 7 | 1 | — | — | — | — | 3 | — | 2 | 1 | |
| 5614 | Business support services | 290 | 2 381 | 10 225 | 33 | 23 | 4 | 3 | 1 | 1 | 1 | — | — | — | |
| 56142 | Telephone call centers | 131 | 1 215 | 5 505 | 3 | 1 | — | — | 1 | — | 1 | — | — | — | |
| 561422 | Telemarketing bureaus | 131 | 1 215 | 5 505 | 3 | 1 | — | — | 1 | — | 1 | — | — | — | |
| 5615 | Travel arrangement & reservation services | 288 | 1 946 | 7 603 | 57 | 35 | 18 | 3 | — | 1 | — | — | — | — | |
| 56151 | Travel agencies | 269 | 1 831 | 7 082 | 51 | 31 | 16 | 3 | — | 1 | — | — | — | — | |
| 561510 | Travel agencies | 269 | 1 831 | 7 082 | 51 | 31 | 16 | 3 | — | 1 | — | — | — | — | |
| 5616 | Investigation & security services | 1 220 | 6 018 | 24 889 | 23 | 12 | 6 | 2 | — | — | 1 | 1 | 1 | — | |
| 56161 | Investigation, guard & armored car services | 1 155 | 5 381 | 22 111 | 10 | 4 | 3 | — | — | — | 1 | 1 | 1 | — | |
| 561612 | Security guards & patrol services | 1 135 | 5 152 | 21 233 | 6 | 2 | 1 | — | — | — | 1 | 1 | 1 | — | |
| 5617 | Services to buildings & dwellings | 2 193 | 9 150 | 50 473 | 271 | 186 | 52 | 9 | 12 | 8 | 3 | 1 | — | — | |
| 56171 | Exterminating & pest control services | 127 | 886 | 4 362 | 11 | 6 | 3 | 1 | — | 1 | — | — | — | — | |
| 561710 | Exterminating & pest control services | 127 | 886 | 4 362 | 11 | 6 | 3 | 1 | — | 1 | — | — | — | — | |
| 56172 | Janitorial services | 1 347 | 3 783 | 16 104 | 69 | 34 | 17 | 3 | 6 | 5 | 3 | 1 | — | — | |
| 561720 | Janitorial services | 1 347 | 3 783 | 16 104 | 69 | 34 | 17 | 3 | 6 | 5 | 3 | 1 | — | — | |
| 56173 | Landscaping services | 681 | 4 322 | 29 104 | 172 | 128 | 32 | 4 | 6 | 2 | — | — | — | — | |
| 561730 | Landscaping services | 681 | 4 322 | 29 104 | 172 | 128 | 32 | 4 | 6 | 2 | — | — | — | — | |
| 5619 | Other support services | 477 | 6 726 | 26 795 | 44 | 30 | 7 | 3 | — | 2 | 2 | — | — | — | |
| 56199 | All other support services | 373 | 6 016 | 24 055 | 33 | 21 | 7 | 2 | — | 1 | 2 | — | — | — | |
| 561990 | All other support services | 373 | 6 016 | 24 055 | 33 | 21 | 7 | 2 | — | 1 | 2 | — | — | — | |
| 562 | Waste management & remediation services | 258 | 3 297 | 11 951 | 16 | 8 | 2 | 2 | 3 | 1 | — | — | — | — | |
| 5629 | Remediation & oth waste management services | 184 | 2 618 | 9 165 | 8 | 4 | 1 | — | 2 | 1 | — | — | — | — | |
| 56291 | Remediation services | 171 | 2 534 | 8 806 | 4 | 1 | — | — | 2 | 1 | — | — | — | — | |
| 562910 | Remediation services | 171 | 2 534 | 8 806 | 4 | 1 | — | — | 2 | 1 | — | — | — | — | |
| 61 | Educational services | 2 845 | 16 664 | 71 236 | 136 | 66 | 24 | 20 | 14 | 6 | 5 | — | 1 | — | |
| 611 | Educational services | 2 845 | 16 664 | 71 236 | 136 | 66 | 24 | 20 | 14 | 6 | 5 | — | 1 | — | |
| 6111 | Elementary & secondary schools | 1 207 | 9 265 | 38 258 | 30 | 4 | 4 | 7 | 7 | 4 | 4 | — | — | — | |
| 61111 | Elementary & secondary schools | 1 207 | 9 265 | 38 258 | 30 | 4 | 4 | 7 | 7 | 4 | 4 | — | — | — | |
| 611110 | Elementary & secondary schools | 1 207 | 9 265 | 38 258 | 30 | 4 | 4 | 7 | 7 | 4 | 4 | — | — | — | |
| 6112 | Junior colleges (F) | (D) | (D) | (D) | 2 | 1 | — | — | — | — | — | — | 1 | — | |
| 61121 | Junior colleges (F) | (D) | (D) | (D) | 2 | 1 | — | — | — | — | — | — | 1 | — | |
| 6114 | Business schools & computer & mgt training | 138 | 628 | 2 702 | 17 | 12 | 3 | 1 | — | 1 | — | — | — | — | |
| 6116 | Other schools & instruction | 634 | 1 611 | 7 723 | 65 | 36 | 12 | 9 | 6 | 1 | 1 | — | — | — | |
| 61161 | Fine arts schools | 180 | 450 | 1 872 | 21 | 11 | 3 | 5 | 2 | — | — | — | — | — | |
| 611610 | Fine arts schools | 180 | 450 | 1 872 | 21 | 11 | 3 | 5 | 2 | — | — | — | — | — | |
| 61162 | Sports & recreation instruction | 118 | 450 | 3 234 | 19 | 11 | 6 | — | 2 | — | — | — | — | — | |
| 611620 | Sports & recreation instruction | 118 | 450 | 3 234 | 19 | 11 | 6 | — | 2 | — | — | — | — | — | |
| 61169 | All other schools & instruction | 278 | 567 | 2 024 | 20 | 13 | 2 | 2 | 1 | 1 | — | — | — | — | |
| 611699 | All other miscellaneous schools & instruction | 242 | 487 | 1 568 | 11 | 6 | 2 | — | 1 | 1 | — | — | — | — | |
| 62 | Health care and social assistance | 16 087 | 131 011 | 571 475 | 875 | 410 | 197 | 143 | 78 | 22 | 17 | 4 | 2 | 2 | |
| 621 | Ambulatory health care services | 6 049 | 58 260 | 271 021 | 688 | 359 | 163 | 109 | 43 | 10 | 3 | — | 1 | — | |
| 6211 | Offices of physicians | 2 514 | 28 605 | 144 139 | 300 | 146 | 68 | 55 | 27 | 3 | 1 | — | — | — | |
| 62111 | Offices of physicians | 2 514 | 28 605 | 144 139 | 300 | 146 | 68 | 55 | 27 | 3 | 1 | — | — | — | |
| 621111 | Offices of physicians (exc mental health) | 2 441 | 27 578 | 139 535 | 281 | 134 | 64 | 52 | 27 | 3 | 1 | — | — | — | |
| 6212 | Offices of dentists | 1 077 | 8 918 | 41 601 | 186 | 94 | 59 | 31 | 2 | — | — | — | — | — | |
| 62121 | Offices of dentists | 1 077 | 8 918 | 41 601 | 186 | 94 | 59 | 31 | 2 | — | — | — | — | — | |
| 621210 | Offices of dentists | 1 077 | 8 918 | 41 601 | 186 | 94 | 59 | 31 | 2 | — | — | — | — | — | |

See footnotes at end of table.

Table 6. Counties—Employees, Payroll, and Establishments by Industry: 2001—Con.

[Excludes most government employees, railroad employees, and self-employed persons. Size class 1 to 4 includes establishments with payroll, but no employees, during mid-March pay period. (D) denotes figures withheld to avoid disclosing data for individual companies; the data are included in broader industry totals. Detailed industries with 100 or more employees are shown if industry was not a (D). For explanation of terms, abbreviations, and data reliability/comparability, see introductory text]

| NAICS code | Industry | Number of employees for week including March 12 | Payroll (\$1,000) | | Total number of establishments | Number of establishments by employment-size class | | | | | | | | | |
|----------------------|--|---|-------------------|----------------|--------------------------------|---|------------|------------|-----------|-----------|------------|------------|------------|---------------|--|
| | | | First quarter | Annual | | 1 to 4 | 5 to 9 | 10 to 19 | 20 to 49 | 50 to 99 | 100 to 249 | 250 to 499 | 500 to 999 | 1,000 or more | |
| SOMERSET—Con. | | | | | | | | | | | | | | | |
| 62 | Health care and social assistance—Con. | | | | | | | | | | | | | | |
| 621 | Ambulatory health care services—Con. | | | | | | | | | | | | | | |
| 6213 | Offices of other health practitioners | 733 | 5 554 | 25 248 | 149 | 102 | 26 | 15 | 5 | 1 | — | — | — | — | |
| 62131 | Offices of chiropractors | 148 | 927 | 3 739 | 50 | 40 | 7 | 3 | — | — | — | — | — | — | |
| 621310 | Offices of chiropractors | 148 | 927 | 3 739 | 50 | 40 | 7 | 3 | — | — | — | — | — | — | |
| 62132 | Offices of optometrists | 144 | 928 | 4 020 | 33 | 20 | 9 | 4 | — | — | — | — | — | — | |
| 621320 | Offices of optometrists | 144 | 928 | 4 020 | 33 | 20 | 9 | 4 | — | — | — | — | — | — | |
| 62134 | Offices of PT, OT, speech therapy & audiology | 236 | 1 822 | 8 145 | 25 | 10 | 6 | 6 | 2 | 1 | — | — | — | — | |
| 621340 | Offices of PT, OT, speech therapy & audiology | 236 | 1 822 | 8 145 | 25 | 10 | 6 | 6 | 2 | 1 | — | — | — | — | |
| 62139 | Offices of all other health practitioners | 116 | 951 | 5 444 | 21 | 16 | 2 | 1 | 2 | — | — | — | — | — | |
| 6214 | Outpatient care centers | 204 | 1 403 | 6 154 | 19 | 6 | 5 | 5 | 3 | — | — | — | — | — | |
| 62149 | Other outpatient care centers | 167 | 1 189 | 5 311 | 15 | 5 | 3 | 4 | 3 | — | — | — | — | — | |
| 6215 | Medical & diagnostic laboratories | 937 | 10 959 | 42 527 | 11 | 3 | 1 | 1 | 1 | 4 | — | — | 1 | — | |
| 62151 | Medical & diagnostic laboratories | 937 | 10 959 | 42 527 | 11 | 3 | 1 | 1 | 1 | 4 | — | — | 1 | — | |
| 6216 | Home health care services | 411 | 1 864 | 8 049 | 16 | 5 | 2 | 2 | 4 | 2 | 1 | — | — | — | |
| 62161 | Home health care services | 411 | 1 864 | 8 049 | 16 | 5 | 2 | 2 | 4 | 2 | 1 | — | — | — | |
| 621610 | Home health care services | 411 | 1 864 | 8 049 | 16 | 5 | 2 | 2 | 4 | 2 | 1 | — | — | — | |
| 6219 | Other ambulatory health care services | 173 | 957 | 3 303 | 7 | 3 | 2 | — | 1 | — | 1 | — | — | — | |
| 62191 | Ambulance services | (C) | (D) | (D) | 5 | 1 | 2 | — | 1 | — | 1 | — | — | — | |
| 622 | Hospitals | (H) | (D) | (D) | 4 | — | — | — | — | — | — | 1 | 1 | 2 | |
| 6221 | General medical & surgical hospitals | (G) | (D) | (D) | 1 | — | — | — | — | — | — | — | — | 1 | |
| 62211 | General medical & surgical hospitals | (G) | (D) | (D) | 1 | — | — | — | — | — | — | — | — | 1 | |
| 6222 | Psychiatric & substance abuse hospitals | (G) | (D) | (D) | 2 | — | — | — | — | — | — | — | 1 | 1 | |
| 62221 | Psychiatric & substance abuse hospitals | (G) | (D) | (D) | 2 | — | — | — | — | — | — | — | 1 | 1 | |
| 6223 | Other specialty hospitals | (E) | (D) | (D) | 1 | — | — | — | — | — | — | — | 1 | — | |
| 62231 | Other specialty hospitals | (E) | (D) | (D) | 1 | — | — | — | — | — | — | — | 1 | — | |
| 623 | Nursing & residential care facilities | 3 510 | 20 615 | 85 777 | 63 | 10 | 14 | 10 | 9 | 7 | 10 | 3 | — | — | |
| 6231 | Nursing care facilities | 1 881 | 10 929 | 44 219 | 15 | 2 | — | 1 | 1 | 2 | 8 | 1 | — | — | |
| 62311 | Nursing care facilities | 1 881 | 10 929 | 44 219 | 15 | 2 | — | 1 | 1 | 2 | 8 | 1 | — | — | |
| 623110 | Nursing care facilities | 1 881 | 10 929 | 44 219 | 15 | 2 | — | 1 | 1 | 2 | 8 | 1 | — | — | |
| 6232 | Residential mental retardation, health facil | 807 | 5 119 | 21 317 | 34 | 7 | 12 | 6 | 5 | 2 | 1 | 1 | — | — | |
| 62321 | Residential mental retardation facilities | 666 | 3 796 | 15 226 | 31 | 7 | 12 | 5 | 4 | 2 | — | — | — | — | |
| 623210 | Residential mental retardation facilities | 666 | 3 796 | 15 226 | 31 | 7 | 12 | 5 | 4 | 2 | — | — | — | — | |
| 62322 | Residential mental health, subst abuse facil .. | 141 | 1 323 | 6 091 | 3 | — | — | 1 | 1 | — | 1 | — | — | — | |
| 623220 | Residential mental health, subst abuse facil | 141 | 1 323 | 6 091 | 3 | — | — | 1 | 1 | — | 1 | — | — | — | |
| 6233 | Community care facilities for the elderly | (F) | (D) | (D) | 11 | 1 | 2 | 2 | 2 | 3 | — | 1 | — | — | |
| 62331 | Community care facilities for the elderly | (F) | (D) | (D) | 11 | 1 | 2 | 2 | 2 | 3 | — | 1 | — | — | |
| 623311 | Continuing care retirement communities ... | 506 | 2 436 | 11 246 | 5 | — | 1 | — | 1 | 2 | — | 1 | — | — | |
| 6239 | Other residential care facilities | (C) | (D) | (D) | 3 | — | — | 1 | 1 | — | 1 | — | — | — | |
| 62399 | Other residential care facilities | (C) | (D) | (D) | 3 | — | — | 1 | 1 | — | 1 | — | — | — | |
| 624 | Social assistance | (G) | (D) | (D) | 120 | 41 | 20 | 24 | 26 | 5 | 4 | — | — | — | |
| 6241 | Individual & family services | 714 | 3 197 | 13 990 | 32 | 17 | 3 | 4 | 4 | 1 | 3 | — | — | — | |
| 62412 | Services for elderly & disabled persons | 542 | 2 322 | 10 342 | 12 | 5 | 1 | 1 | 1 | 1 | 3 | — | — | — | |
| 624120 | Services for elderly & disabled persons | 542 | 2 322 | 10 342 | 12 | 5 | 1 | 1 | 1 | 1 | 3 | — | — | — | |
| 62419 | Other individual & family services | 113 | 631 | 2 542 | 14 | 9 | 2 | 1 | 2 | — | — | — | — | — | |
| 624190 | Other individual & family services | 113 | 631 | 2 542 | 14 | 9 | 2 | 1 | 2 | — | — | — | — | — | |
| 6244 | Child day care services | 1 310 | 4 620 | 19 534 | 70 | 15 | 15 | 15 | 21 | 3 | 1 | — | — | — | |
| 62441 | Child day care services | 1 310 | 4 620 | 19 534 | 70 | 15 | 15 | 15 | 21 | 3 | 1 | — | — | — | |
| 624410 | Child day care services | 1 310 | 4 620 | 19 534 | 70 | 15 | 15 | 15 | 21 | 3 | 1 | — | — | — | |
| 71 | Arts, entertainment & recreation | 1 315 | 8 751 | 40 244 | 129 | 78 | 13 | 16 | 18 | 3 | 1 | — | — | — | |
| 711 | Performing arts, spectator sports & related industries | (C) | (D) | (D) | 44 | 36 | 4 | — | 4 | — | — | — | — | — | |
| 712 | Museums, historical sites & like institutions | (C) | (D) | (D) | 3 | 1 | 1 | — | — | 1 | — | — | — | — | |
| 7121 | Museums, historical sites & like institutions | (C) | (D) | (D) | 3 | 1 | 1 | — | — | 1 | — | — | — | — | |
| 713 | Amusement, gambling & recreation industries | 1 020 | 4 825 | 23 761 | 82 | 41 | 8 | 16 | 14 | 2 | 1 | — | — | — | |
| 7139 | Other amusement & recreation industries | 1 020 | 4 825 | 23 761 | 82 | 41 | 8 | 16 | 14 | 2 | 1 | — | — | — | |
| 71391 | Golf courses & country clubs | 383 | 2 286 | 12 964 | 12 | 1 | 2 | 2 | 5 | 1 | 1 | — | — | — | |
| 713910 | Golf courses & country clubs | 383 | 2 286 | 12 964 | 12 | 1 | 2 | 2 | 5 | 1 | 1 | — | — | — | |
| 71394 | Fitness & recreational sports centers | 540 | 1 981 | 8 302 | 58 | 33 | 5 | 12 | 7 | 1 | — | — | — | — | |
| 713940 | Fitness & recreational sports centers | 540 | 1 981 | 8 302 | 58 | 33 | 5 | 12 | 7 | 1 | — | — | — | — | |
| 72 | Accommodation & food services | 9 415 | 36 477 | 154 087 | 599 | 263 | 106 | 103 | 80 | 35 | 10 | 2 | — | — | |
| 721 | Accommodation | 1 445 | 8 516 | 33 520 | 32 | 11 | 2 | 5 | 5 | 4 | 4 | 1 | — | — | |
| 7211 | Traveler accommodation | 1 442 | 8 505 | 33 469 | 28 | 7 | 2 | 5 | 5 | 4 | 4 | 1 | — | — | |
| 72111 | Hotels (exc casino hotels) & motels | 1 442 | 8 505 | 33 469 | 28 | 7 | 2 | 5 | 5 | 4 | 4 | 1 | — | — | |
| 721110 | Hotels (exc casino hotels) & motels | 1 442 | 8 505 | 33 469 | 28 | 7 | 2 | 5 | 5 | 4 | 4 | 1 | — | — | |
| 722 | Food services & drinking places | 7 970 | 27 961 | 120 567 | 567 | 252 | 104 | 98 | 75 | 31 | 6 | 1 | — | — | |
| 7221 | Full-service restaurants | 3 254 | 12 477 | 52 897 | 185 | 69 | 37 | 32 | 26 | 17 | 4 | — | — | — | |
| 72211 | Full-service restaurants | 3 254 | 12 477 | 52 897 | 185 | 69 | 37 | 32 | 26 | 17 | 4 | — | — | — | |
| 722110 | Full-service restaurants | 3 254 | 12 477 | 52 897 | 185 | 69 | 37 | 32 | 26 | 17 | 4 | — | — | — | |
| 7222 | Limited-service eating places | 2 658 | 7 562 | 32 528 | 250 | 129 | 37 | 41 | 36 | 6 | 1 | — | — | — | |
| 72221 | Limited-service eating places | 2 658 | 7 562 | 32 528 | 250 | 129 | 37 | 41 | 36 | 6 | 1 | — | — | — | |
| 722211 | Limited-service restaurants | 2 003 | 5 565 | 23 691 | 188 | 100 | 22 | 33 | 28 | 5 | — | — | — | — | |
| 722213 | Snack & nonalcoholic beverage bars | 644 | 1 948 | 8 649 | 58 | 26 | 14 | 8 | 8 | 1 | 1 | — | — | — | |
| 7223 | Special food services | 1 899 | 7 521 | 33 071 | 101 | 34 | 22 | 23 | 13 | 7 | 1 | 1 | — | — | |
| 72231 | Food service contractors | 1 500 | 6 576 | 27 224 | 75 | 17 | 20 | 22 | 10 | 5 | — | 1 | — | — | |
| 722310 | Food service contractors | 1 500 | 6 576 | 27 224 | 75 | 17 | 20 | 22 | 10 | 5 | — | 1 | — | — | |
| 72232 | Caterers | (E) | (D) | (D) | 24 | 15 | 2 | 1 | 3 | 2 | 1 | — | — | — | |
| 7224 | Drinking places (alcoholic beverages) | 159 | 401 | 2 071 | 31 | 20 | 8 | 2 | — | 1 | — | — | — | — | |
| 72241 | Drinking places (alcoholic beverages) | 159 | 401 | 2 071 | 31 | 20 | 8 | 2 | — | 1 | — | — | — | — | |
| 722410 | Drinking places (alcoholic beverages) | 159 | 401 | 2 071 | 31 | 20 | 8 | 2 | — | 1 | — | — | — | — | |

See footnotes at end of table.

Table 6. Counties—Employees, Payroll, and Establishments by Industry: 2001—Con.

[Excludes most government employees, railroad employees, and self-employed persons. Size class 1 to 4 includes establishments with payroll, but no employees, during mid-March pay period. (D) denotes figures withheld to avoid disclosing data for individual companies; the data are included in broader industry totals. Detailed industries with 100 or more employees are shown if industry was not a (D). For explanation of terms, abbreviations, and data reliability/comparability, see introductory text]

| NAICS code | Industry | Number of employees for week including March 12 | Payroll (\$1,000) | | Total number of establishments | Number of establishments by employment-size class | | | | | | | | |
|----------------------|---|---|-------------------|----------------|--------------------------------|---|------------|------------|------------|-----------|------------|------------|------------|---------------|
| | | | First quarter | Annual | | 1 to 4 | 5 to 9 | 10 to 19 | 20 to 49 | 50 to 99 | 100 to 249 | 250 to 499 | 500 to 999 | 1,000 or more |
| SOMERSET—Con. | | | | | | | | | | | | | | |
| 81 | Other services (except public administration) | 5 724 | 29 165 | 123 388 | 762 | 470 | 152 | 82 | 47 | 5 | 6 | | | |
| 811 | Repair & maintenance | 1 010 | 7 198 | 29 978 | 203 | 131 | 44 | 23 | 5 | | | | | |
| 8111 | Automotive repair & maintenance | 724 | 4 822 | 19 671 | 139 | 83 | 35 | 18 | 3 | | | | | |
| 81111 | Automotive mechanical & electrical R&M | 333 | 2 301 | 9 345 | 79 | 55 | 20 | 3 | 1 | | | | | |
| 811111 | General automotive repair | 292 | 2 052 | 8 313 | 67 | 47 | 16 | 3 | 1 | | | | | |
| 81112 | Automotive body, paint, interior & glass repair | 203 | 1 676 | 6 728 | 35 | 16 | 10 | 9 | | | | | | |
| 81119 | Other automotive R&M | 188 | 845 | 3 598 | 25 | 12 | 5 | 6 | 2 | | | | | |
| 8112 | Electronic & precision equipment R&M | 153 | 1 285 | 5 757 | 21 | 15 | 2 | 2 | 2 | | | | | |
| 81121 | Electronic & precision equipment R&M | 153 | 1 285 | 5 757 | 21 | 15 | 2 | 2 | 2 | | | | | |
| 812 | Personal & laundry services | 1 671 | 8 121 | 35 605 | 333 | 219 | 70 | 31 | 13 | | | | | |
| 8121 | Personal care services | 1 028 | 4 285 | 19 015 | 198 | 130 | 39 | 22 | 7 | | | | | |
| 81211 | Hair, nail & skin care services | 954 | 3 929 | 17 031 | 181 | 119 | 34 | 21 | 7 | | | | | |
| 812112 | Beauty salons | 864 | 3 623 | 15 783 | 144 | 88 | 28 | 21 | 7 | | | | | |
| 8123 | Drycleaning & laundry services | 337 | 1 244 | 5 313 | 68 | 45 | 14 | 6 | 3 | | | | | |
| 81232 | Drycleaning & laundry services (exc coin-op) | 290 | 1 123 | 4 862 | 51 | 32 | 10 | 6 | 3 | | | | | |
| 812320 | Drycleaning & laundry services (exc coin-op) | 290 | 1 123 | 4 862 | 51 | 32 | 10 | 6 | 3 | | | | | |
| 8129 | Other personal services | 247 | 1 957 | 8 383 | 48 | 30 | 13 | 2 | 3 | | | | | |
| 81299 | All other personal services | 109 | 1 455 | 6 258 | 14 | 8 | 3 | 1 | 2 | | | | | |
| 812990 | All other personal services | 109 | 1 455 | 6 258 | 14 | 8 | 3 | 1 | 2 | | | | | |
| 813 | Religious, grantmaking, civic, prof & like organizations | 3 043 | 13 846 | 57 805 | 226 | 120 | 38 | 28 | 29 | 5 | 6 | | | |
| 8131 | Religious organizations | 1 850 | 7 667 | 30 730 | 121 | 54 | 22 | 19 | 19 | 4 | 3 | | | |
| 81311 | Religious organizations | 1 850 | 7 667 | 30 730 | 121 | 54 | 22 | 19 | 19 | 4 | 3 | | | |
| 813110 | Religious organizations | 1 850 | 7 667 | 30 730 | 121 | 54 | 22 | 19 | 19 | 4 | 3 | | | |
| 8134 | Civic & social organizations | 609 | 1 704 | 8 384 | 19 | 6 | 5 | 2 | 3 | | 3 | | | |
| 81341 | Civic & social organizations | 609 | 1 704 | 8 384 | 19 | 6 | 5 | 2 | 3 | | 3 | | | |
| 813410 | Civic & social organizations | 609 | 1 704 | 8 384 | 19 | 6 | 5 | 2 | 3 | | 3 | | | |
| 8139 | Business, labor, political, like organizations | 402 | 2 689 | 11 179 | 62 | 45 | 8 | 4 | 4 | 1 | | | | |
| 81393 | Labor unions & similar labor organizations | 236 | 1 579 | 6 366 | 18 | 9 | 5 | | 3 | 1 | | | | |
| 813930 | Labor unions & similar labor organizations | 236 | 1 579 | 6 366 | 18 | 9 | 5 | | 3 | 1 | | | | |
| 95 | Auxiliaries (exc corporate, subsidiary & regional mgt) | 1 713 | 25 724 | 92 434 | 26 | 2 | 2 | 9 | 6 | 3 | 1 | 3 | | |
| 99 | Unclassified establishments | (B) | (D) | (D) | 81 | 77 | 4 | | | | | | | |
| SUSSEX | | | | | | | | | | | | | | |
| | Total | 30 474 | 213 306 | 910 372 | 3 507 | 2 257 | 618 | 345 | 198 | 58 | 24 | 3 | 4 | |
| 11 | Forestry, fishing, hunting, and agriculture support | (B) | (D) | (D) | 8 | 6 | 2 | | | | | | | |
| 21 | Mining | (C) | (D) | (D) | 11 | 4 | 1 | 3 | 3 | | | | | |
| 212 | Mining (except oil & gas) | (C) | (D) | (D) | 10 | 3 | 1 | 3 | 3 | | | | | |
| 2123 | Nonmetallic mineral mining & quarrying | (C) | (D) | (D) | 10 | 3 | 1 | 3 | 3 | | | | | |
| 22 | Utilities | 106 | 1 698 | 7 138 | 6 | 3 | 1 | | 1 | 1 | | | | |
| 221 | Utilities | 106 | 1 698 | 7 138 | 6 | 3 | 1 | | 1 | 1 | | | | |
| 23 | Construction | 2 269 | 18 482 | 87 989 | 584 | 460 | 78 | 27 | 16 | 3 | | | | |
| 233 | Building, developing & general contracting | 539 | 4 364 | 20 209 | 140 | 106 | 25 | 5 | 3 | 1 | | | | |
| 2332 | Residential building construction | (E) | (D) | (D) | 121 | 98 | 20 | 2 | 1 | | | | | |
| 23321 | Single-family housing construction | 308 | 2 172 | 10 234 | 117 | 95 | 20 | 2 | | | | | | |
| 233210 | Single-family housing construction | 308 | 2 172 | 10 234 | 117 | 95 | 20 | 2 | | | | | | |
| 2333 | Nonresidential building construction | 153 | 1 594 | 7 264 | 15 | 6 | 5 | 2 | 1 | 1 | | | | |
| 23332 | Commercial & institutional bldg construction | 153 | 1 594 | 7 264 | 15 | 6 | 5 | 2 | 1 | 1 | | | | |
| 233320 | Commercial & institutional bldg construction | 153 | 1 594 | 7 264 | 15 | 6 | 5 | 2 | 1 | 1 | | | | |
| 234 | Heavy construction | 169 | 1 151 | 7 649 | 22 | 13 | 4 | 3 | 1 | 1 | | | | |
| 2341 | Highway, street, bridge & tunnel construction | 105 | 635 | 4 867 | 8 | 4 | 1 | 1 | 1 | 1 | | | | |
| 235 | Special trade contractors | 1 561 | 12 967 | 60 131 | 422 | 341 | 49 | 19 | 12 | 1 | | | | |
| 2351 | Plumbing, heating & AC contractor | 262 | 2 059 | 9 046 | 99 | 81 | 15 | 2 | 1 | | | | | |
| 23511 | Plumbing, heating & AC contractor | 262 | 2 059 | 9 046 | 99 | 81 | 15 | 2 | 1 | | | | | |
| 235110 | Plumbing, heating & AC contractor | 262 | 2 059 | 9 046 | 99 | 81 | 15 | 2 | 1 | | | | | |
| 2353 | Electrical contractors | 398 | 4 077 | 18 373 | 69 | 50 | 10 | 3 | 6 | | | | | |
| 23531 | Electrical contractors | 398 | 4 077 | 18 373 | 69 | 50 | 10 | 3 | 6 | | | | | |
| 235310 | Electrical contractors | 398 | 4 077 | 18 373 | 69 | 50 | 10 | 3 | 6 | | | | | |
| 2354 | Masonry, drywall, insulation, tile contractors | 197 | 1 110 | 5 745 | 57 | 48 | 5 | 1 | 3 | | | | | |
| 23541 | Masonry & stone contractors | 113 | 560 | 3 537 | 36 | 31 | 3 | | 2 | | | | | |
| 235410 | Masonry & stone contractors | 113 | 560 | 3 537 | 36 | 31 | 3 | | 2 | | | | | |
| 2355 | Carpentry & floor contractors | 210 | 1 641 | 6 534 | 66 | 59 | 3 | 2 | 1 | 1 | | | | |
| 23551 | Carpentry contractors | 200 | 1 593 | 6 121 | 58 | 51 | 3 | 2 | 1 | 1 | | | | |
| 235510 | Carpentry contractors | 200 | 1 593 | 6 121 | 58 | 51 | 3 | 2 | 1 | 1 | | | | |
| 2359 | Other special trade contractors | 293 | 2 722 | 13 926 | 74 | 61 | 6 | 6 | 1 | | | | | |
| 23593 | Excavation contractors | 138 | 1 057 | 6 805 | 36 | 32 | 1 | 2 | 1 | | | | | |
| 235930 | Excavation contractors | 138 | 1 057 | 6 805 | 36 | 32 | 1 | 2 | 1 | | | | | |

See footnotes at end of table.

Table 6. Counties—Employees, Payroll, and Establishments by Industry: 2001—Con.

[Excludes most government employees, railroad employees, and self-employed persons. Size class 1 to 4 includes establishments with payroll, but no employees, during mid-March pay period. (D) denotes figures withheld to avoid disclosing data for individual companies; the data are included in broader industry totals. Detailed industries with 100 or more employees are shown if industry was not a (D). For explanation of terms, abbreviations, and data reliability/comparability, see introductory text]

| NAICS code | Industry | Number of employees for week including March 12 | Payroll (\$1,000) | | Total number of establishments | Number of establishments by employment-size class | | | | | | | | |
|--------------------|--|---|-------------------|----------------|--------------------------------|---|-----------|-----------|-----------|----------|------------|------------|------------|---------------|
| | | | First quarter | Annual | | 1 to 4 | 5 to 9 | 10 to 19 | 20 to 49 | 50 to 99 | 100 to 249 | 250 to 499 | 500 to 999 | 1,000 or more |
| SUSSEX—Con. | | | | | | | | | | | | | | |
| 31-33 | Manufacturing | 2 002 | 18 292 | 79 543 | 139 | 68 | 28 | 19 | 12 | 9 | 3 | — | — | — |
| 325 | Chemical mfg | (C) | (D) | (D) | 8 | 3 | 1 | 1 | 2 | 1 | — | — | — | — |
| 326 | Plastics & rubber products mfg | 566 | 5 307 | 23 673 | 11 | — | 2 | 3 | 2 | 2 | 2 | — | — | — |
| 3261 | Plastics product mfg | (E) | (D) | (D) | 8 | — | 1 | 3 | 2 | 1 | 1 | — | — | — |
| 32619 | Other plastics product mfg | 185 | 1 649 | 7 684 | 5 | — | — | 2 | 2 | — | 1 | — | — | — |
| 326199 | All other plastics product mfg | 185 | 1 649 | 7 684 | 5 | — | — | 2 | 2 | — | 1 | — | — | — |
| 3262 | Rubber product mfg | (E) | (D) | (D) | 3 | — | 1 | — | — | 1 | 1 | — | — | — |
| 32629 | Other rubber product mfg | (E) | (D) | (D) | 3 | — | 1 | — | — | 1 | 1 | — | — | — |
| 327 | Nonmetallic mineral product mfg | 288 | 3 212 | 14 690 | 11 | 4 | 1 | 2 | 1 | 3 | — | — | — | — |
| 3273 | Cement & concrete product mfg | (C) | (D) | (D) | 4 | — | 1 | 2 | — | 1 | — | — | — | — |
| 3279 | Other nonmetallic mineral product mfg | (C) | (D) | (D) | 2 | — | — | — | 1 | 1 | — | — | — | — |
| 32799 | All other nonmetallic mineral product mfg | (C) | (D) | (D) | 2 | — | — | — | 1 | 1 | — | — | — | — |
| 332 | Fabricated metal product mfg | 287 | 2 696 | 10 767 | 26 | 11 | 8 | 3 | 3 | 1 | — | — | — | — |
| 3323 | Architectural & structural metals mfg | 124 | 1 247 | 5 369 | 11 | 3 | 4 | 2 | 2 | — | — | — | — | — |
| 33232 | Ornamental & architectural metal prod mfg | 112 | 1 184 | 5 127 | 8 | 1 | 3 | 2 | 2 | — | — | — | — | — |
| 334 | Computer & electronic product mfg | (C) | (D) | (D) | 9 | 7 | 1 | — | — | — | 1 | — | — | — |
| 3345 | Nav, measuring, medical, control instruments mfg | (C) | (D) | (D) | 2 | — | 1 | — | — | — | 1 | — | — | — |
| 33451 | Nav, measuring, medical, control instruments mfg | (C) | (D) | (D) | 2 | — | 1 | — | — | — | 1 | — | — | — |
| 339 | Miscellaneous mfg | 144 | 1 152 | 4 866 | 16 | 10 | 2 | 3 | — | 1 | — | — | — | — |
| 3399 | Other miscellaneous mfg | 127 | 997 | 4 248 | 10 | 5 | 1 | 3 | — | 1 | — | — | — | — |
| 42 | Wholesale trade | 1 109 | 12 690 | 54 124 | 178 | 111 | 31 | 23 | 12 | 1 | — | — | — | — |
| 421 | Wholesale trade, durable goods | 886 | 9 874 | 43 168 | 120 | 68 | 22 | 18 | 11 | 1 | — | — | — | — |
| 4214 | Professional & commercial equip & supp whsle | 133 | 1 827 | 6 026 | 16 | 8 | 4 | 1 | 3 | — | — | — | — | — |
| 4215 | Metal & mineral (except petroleum) whsle | 111 | 1 167 | 4 211 | 8 | 6 | — | 1 | — | 1 | — | — | — | — |
| 42151 | Metal service centers & offices whsle | (C) | (D) | (D) | 7 | 5 | — | 1 | — | 1 | — | — | — | — |
| 4216 | Electrical goods whsle | 184 | 2 942 | 13 845 | 21 | 10 | 5 | 3 | 3 | — | — | — | — | — |
| 4218 | Machinery, equipment & supplies whsle | 235 | 2 206 | 11 687 | 31 | 17 | 5 | 6 | 3 | — | — | — | — | — |
| 422 | Wholesale trade, nondurable goods | 223 | 2 816 | 10 956 | 58 | 43 | 9 | 5 | 1 | — | — | — | — | — |
| 4224 | Grocery & related product whsle | 112 | 1 351 | 5 633 | 21 | 14 | 5 | 1 | 1 | — | — | — | — | — |
| 44-45 | Retail trade | 5 784 | 31 228 | 133 333 | 494 | 275 | 94 | 71 | 33 | 9 | 12 | — | — | — |
| 441 | Motor vehicle & parts dealers | 967 | 8 309 | 36 544 | 64 | 34 | 10 | 5 | 10 | 3 | 2 | — | — | — |
| 4411 | Automobile dealers | 724 | 6 886 | 30 369 | 28 | 13 | 1 | 1 | 8 | 3 | 2 | — | — | — |
| 44111 | New car dealers | 688 | 6 614 | 29 067 | 20 | 6 | 1 | — | 8 | 3 | 2 | — | — | — |
| 441110 | New car dealers | 688 | 6 614 | 29 067 | 20 | 6 | 1 | — | 8 | 3 | 2 | — | — | — |
| 4413 | Automotive parts, accessories & tire stores | 191 | 1 139 | 4 785 | 28 | 16 | 8 | 3 | 1 | — | — | — | — | — |
| 44131 | Automotive parts, accessories & tire stores | 115 | 621 | 2 728 | 12 | 5 | 3 | — | — | — | — | — | — | — |
| 441310 | Automotive parts, accessories & tire stores | 115 | 621 | 2 728 | 12 | 5 | 3 | — | — | — | — | — | — | — |
| 444 | Bldg material & garden equip & supp dealers | 379 | 2 479 | 11 007 | 52 | 23 | 16 | 11 | 2 | — | — | — | — | — |
| 4441 | Building material & supplies dealers | 298 | 2 111 | 8 976 | 40 | 19 | 11 | 8 | 2 | — | — | — | — | — |
| 44419 | Other building material dealers | 202 | 1 788 | 7 709 | 24 | 12 | 4 | 6 | 2 | — | — | — | — | — |
| 444190 | Other building material dealers | 202 | 1 788 | 7 709 | 24 | 12 | 4 | 6 | 2 | — | — | — | — | — |
| 445 | Food & beverage stores | 2 099 | 9 234 | 38 678 | 94 | 50 | 14 | 15 | 5 | 2 | 8 | — | — | — |
| 4451 | Grocery stores | 1 917 | 8 618 | 35 878 | 56 | 23 | 9 | 10 | 4 | 2 | 8 | — | — | — |
| 44511 | Grocery (except convenience) stores | 1 816 | 8 205 | 34 145 | 37 | 12 | 6 | 5 | 4 | 2 | 8 | — | — | — |
| 445110 | Grocery (except convenience) stores | 1 816 | 8 205 | 34 145 | 37 | 12 | 6 | 5 | 4 | 2 | 8 | — | — | — |
| 44512 | Convenience stores | 101 | 413 | 1 733 | 19 | 11 | 3 | 5 | — | — | — | — | — | — |
| 445120 | Convenience stores | 101 | 413 | 1 733 | 19 | 11 | 3 | 5 | — | — | — | — | — | — |
| 446 | Health & personal care stores | 304 | 1 402 | 6 133 | 37 | 15 | 6 | 12 | 4 | — | — | — | — | — |
| 4461 | Health & personal care stores | 304 | 1 402 | 6 133 | 37 | 15 | 6 | 12 | 4 | — | — | — | — | — |
| 44611 | Pharmacies & drug stores | 260 | 1 231 | 5 305 | 19 | 1 | 3 | 11 | 4 | — | — | — | — | — |
| 446110 | Pharmacies & drug stores | 260 | 1 231 | 5 305 | 19 | 1 | 3 | 11 | 4 | — | — | — | — | — |
| 447 | Gasoline stations | 298 | 1 079 | 4 913 | 53 | 33 | 9 | 9 | 2 | — | — | — | — | — |
| 4471 | Gasoline stations | 298 | 1 079 | 4 913 | 53 | 33 | 9 | 9 | 2 | — | — | — | — | — |
| 44711 | Gasoline stations with convenience stores | 158 | 560 | 2 384 | 16 | 6 | 3 | 5 | 2 | — | — | — | — | — |
| 447110 | Gasoline stations with convenience stores | 158 | 560 | 2 384 | 16 | 6 | 3 | 5 | 2 | — | — | — | — | — |
| 44719 | Other gasoline stations | 140 | 519 | 2 529 | 37 | 27 | 6 | 4 | — | — | — | — | — | — |
| 447190 | Other gasoline stations | 140 | 519 | 2 529 | 37 | 27 | 6 | 4 | — | — | — | — | — | — |
| 448 | Clothing & clothing accessories stores | 196 | 891 | 3 651 | 40 | 26 | 8 | 5 | 1 | — | — | — | — | — |
| 4481 | Clothing stores | 133 | 642 | 2 590 | 20 | 12 | 4 | 3 | 1 | — | — | — | — | — |
| 452 | General merchandise stores | 677 | 2 731 | 11 564 | 16 | 2 | 3 | 6 | 1 | 2 | 2 | — | — | — |
| 4521 | Department stores | (F) | (D) | (D) | 4 | — | — | — | — | 2 | 2 | — | — | — |
| 45211 | Department stores | (F) | (D) | (D) | 4 | — | — | — | — | 2 | 2 | — | — | — |
| 4529 | Other general merchandise stores | (C) | (D) | (D) | 12 | 2 | 3 | 6 | 1 | — | — | — | — | — |
| 45299 | All other general merchandise stores | (C) | (D) | (D) | 12 | 2 | 3 | 6 | 1 | — | — | — | — | — |
| 453 | Miscellaneous store retailers | 239 | 611 | 2 804 | 53 | 39 | 9 | 2 | 3 | — | — | — | — | — |
| 4532 | Office supplies, stationery & gift stores | 144 | 349 | 1 550 | 19 | 11 | 4 | 1 | 3 | — | — | — | — | — |
| 454 | Nonstore retailers | 366 | 3 358 | 13 170 | 33 | 17 | 8 | 3 | 3 | 2 | — | — | — | — |
| 4541 | Electronic shopping & mail-order houses | 151 | 1 750 | 6 876 | 8 | 2 | 3 | — | 2 | 1 | — | — | — | — |
| 45411 | Electronic shopping & mail-order houses | 151 | 1 750 | 6 876 | 8 | 2 | 3 | — | 2 | 1 | — | — | — | — |
| 454110 | Electronic shopping & mail-order houses | 151 | 1 750 | 6 876 | 8 | 2 | 3 | — | 2 | 1 | — | — | — | — |
| 4543 | Direct selling establishments | 206 | 1 582 | 6 176 | 20 | 10 | 5 | 3 | 1 | 1 | — | — | — | — |
| 45431 | Fuel dealers | 133 | 1 098 | 4 207 | 12 | 4 | 4 | 3 | 1 | — | — | — | — | — |

See footnotes at end of table.

Table 6. Counties—Employees, Payroll, and Establishments by Industry: 2001—Con.

[Excludes most government employees, railroad employees, and self-employed persons. Size class 1 to 4 includes establishments with payroll, but no employees, during mid-March pay period. (D) denotes figures withheld to avoid disclosing data for individual companies; the data are included in broader industry totals. Detailed industries with 100 or more employees are shown if industry was not a (D). For explanation of terms, abbreviations, and data reliability/comparability, see introductory text]

| NAICS code | Industry | Number of employees for week including March 12 | Payroll (\$1,000) | | Total number of establishments | Number of establishments by employment-size class | | | | | | | | |
|--------------------|--|---|-------------------|---------------|--------------------------------|---|-----------|-----------|-----------|----------|------------|------------|------------|---------------|
| | | | First quarter | Annual | | 1 to 4 | 5 to 9 | 10 to 19 | 20 to 49 | 50 to 99 | 100 to 249 | 250 to 499 | 500 to 999 | 1,000 or more |
| SUSSEX—Con. | | | | | | | | | | | | | | |
| 48-49 | Transportation & warehousing | 1 066 | 6 087 | 25 308 | 105 | 71 | 15 | 3 | 11 | 4 | 1 | - | - | - |
| 484 | Truck transportation | 253 | 1 761 | 9 312 | 55 | 39 | 10 | 3 | 3 | - | - | - | - | - |
| 4842 | Specialized freight trucking | 159 | 955 | 5 242 | 36 | 24 | 9 | 2 | 1 | - | - | - | - | - |
| 48422 | Specialized freight (exc used) trucking, local .. | 132 | 760 | 3 966 | 24 | 15 | 6 | 2 | 1 | - | - | - | - | - |
| 484220 | Specialized freight (exc used) trucking, local .. | 132 | 760 | 3 966 | 24 | 15 | 6 | 2 | 1 | - | - | - | - | - |
| 485 | Transit & ground passenger transportation | 720 | 3 351 | 11 996 | 27 | 12 | 3 | - | 7 | 4 | 1 | - | - | - |
| 4854 | School & employee bus transportation | 692 | 3 154 | 11 292 | 15 | 2 | 1 | - | 7 | 4 | 1 | - | - | - |
| 48541 | School & employee bus transportation | 692 | 3 154 | 11 292 | 15 | 2 | 1 | - | 7 | 4 | 1 | - | - | - |
| 485410 | School & employee bus transportation | 692 | 3 154 | 11 292 | 15 | 2 | 1 | - | 7 | 4 | 1 | - | - | - |
| 51 | Information | 602 | 6 676 | 23 814 | 49 | 30 | 7 | 2 | 7 | 2 | 1 | - | - | - |
| 511 | Publishing industries | 219 | 1 581 | 6 244 | 12 | 8 | - | - | 3 | - | 1 | - | - | - |
| 5111 | Newspaper, periodical, book, database publishers | 214 | 1 451 | 5 893 | 9 | 5 | - | - | 3 | - | 1 | - | - | - |
| 51111 | Newspaper publishers | (C) | (D) | (D) | 2 | 1 | - | - | - | - | 1 | - | - | - |
| 513 | Broadcasting & telecommunications | 242 | 2 908 | 12 157 | 17 | 6 | 6 | 1 | 3 | 1 | - | - | - | - |
| 5133 | Telecommunications | (C) | (D) | (D) | 9 | 4 | 4 | - | - | 1 | - | - | - | - |
| 51331 | Wired telecommunications carriers | 115 | 1 779 | 6 476 | 8 | 4 | 3 | - | - | 1 | - | - | - | - |
| 513310 | Wired telecommunications carriers | 115 | 1 779 | 6 476 | 8 | 4 | 3 | - | - | 1 | - | - | - | - |
| 514 | Information & data processing services | 130 | 2 124 | 5 106 | 10 | 6 | 1 | 1 | 1 | 1 | - | - | - | - |
| 5141 | Information services | 116 | 1 934 | 4 324 | 4 | 1 | - | 1 | 1 | 1 | - | - | - | - |
| 51419 | Other information services | 116 | 1 934 | 4 324 | 4 | 1 | - | 1 | 1 | 1 | - | - | - | - |
| 514191 | On-line information services | 116 | 1 934 | 4 324 | 4 | 1 | - | 1 | 1 | 1 | - | - | - | - |
| 52 | Finance & insurance | 1 891 | 22 971 | 91 620 | 136 | 67 | 43 | 17 | 5 | 3 | - | - | 1 | - |
| 522 | Credit intermediation & related activities | 603 | 4 028 | 16 098 | 65 | 12 | 38 | 10 | 4 | 1 | - | - | - | - |
| 5221 | Depository credit intermediation | (F) | (D) | (D) | 59 | 6 | 38 | 10 | 4 | 1 | - | - | - | - |
| 52211 | Commercial banking | 557 | 3 559 | 14 116 | 53 | 4 | 35 | 9 | 4 | 1 | - | - | - | - |
| 522110 | Commercial banking | 557 | 3 559 | 14 116 | 53 | 4 | 35 | 9 | 4 | 1 | - | - | - | - |
| 524 | Insurance carriers & related activities | 1 226 | 17 722 | 71 872 | 48 | 35 | 4 | 5 | 1 | 2 | - | - | 1 | - |
| 5241 | Insurance carriers | (F) | (D) | (D) | 7 | 4 | - | 1 | - | 1 | - | - | 1 | - |
| 52412 | Other direct insurance carriers | (F) | (D) | (D) | 6 | 3 | - | 1 | - | 1 | - | - | 1 | - |
| 5242 | Agencies & other insurance related activities ... | (E) | (D) | (D) | 41 | 31 | 4 | 4 | 1 | 1 | - | - | - | - |
| 52421 | Insurance agencies & brokerages | 147 | 1 627 | 7 163 | 34 | 27 | 3 | 3 | 1 | - | - | - | - | - |
| 524210 | Insurance agencies & brokerages | 147 | 1 627 | 7 163 | 34 | 27 | 3 | 3 | 1 | - | - | - | - | - |
| 52429 | Other insurance related activities | (C) | (D) | (D) | 7 | 4 | 1 | 1 | - | 1 | - | - | - | - |
| 53 | Real estate & rental & leasing | 386 | 2 258 | 8 748 | 80 | 57 | 16 | 6 | - | 1 | - | - | - | - |
| 531 | Real estate | 292 | 1 754 | 7 048 | 59 | 43 | 12 | 3 | - | 1 | - | - | - | - |
| 5311 | Lessors of real estate | 108 | 586 | 2 402 | 29 | 21 | 7 | 1 | - | - | - | - | - | - |
| 5313 | Activities related to real estate | 115 | 550 | 2 161 | 13 | 11 | 1 | - | - | 1 | - | - | - | - |
| 53131 | Real estate property managers | (C) | (D) | (D) | 6 | 5 | - | - | - | 1 | - | - | - | - |
| 54 | Professional, scientific & technical services | 1 763 | 16 396 | 74 082 | 376 | 287 | 52 | 25 | 9 | 2 | - | 1 | - | - |
| 541 | Professional, scientific & technical services | 1 763 | 16 396 | 74 082 | 376 | 287 | 52 | 25 | 9 | 2 | - | 1 | - | - |
| 5411 | Legal services | 531 | 3 379 | 14 821 | 62 | 44 | 10 | 3 | 4 | - | - | 1 | - | - |
| 54111 | Offices of lawyers | 500 | 3 103 | 13 617 | 56 | 39 | 10 | 3 | 3 | - | - | 1 | - | - |
| 541110 | Offices of lawyers | 500 | 3 103 | 13 617 | 56 | 39 | 10 | 3 | 3 | - | - | 1 | - | - |
| 5413 | Architectural, engineering & related services ... | 317 | 2 895 | 14 159 | 61 | 40 | 13 | 7 | 1 | - | - | - | - | - |
| 54133 | Engineering services | 126 | 1 401 | 6 807 | 24 | 14 | 5 | 5 | - | - | - | - | - | - |
| 541330 | Engineering services | 126 | 1 401 | 6 807 | 24 | 14 | 5 | 5 | - | - | - | - | - | - |
| 5415 | Computer systems design & related services ... | 227 | 3 221 | 14 201 | 87 | 74 | 9 | 2 | 2 | - | - | - | - | - |
| 54151 | Computer systems design & related services ... | 227 | 3 221 | 14 201 | 87 | 74 | 9 | 2 | 2 | - | - | - | - | - |
| 541511 | Custom computer programming services .. | 116 | 1 683 | 6 900 | 34 | 28 | 3 | 1 | 2 | - | - | - | - | - |
| 5416 | Management, sci & tech consulting services | 346 | 4 606 | 19 994 | 66 | 49 | 10 | 4 | 1 | 2 | - | - | - | - |
| 54161 | Management consulting services | 185 | 2 373 | 9 781 | 41 | 31 | 7 | 2 | - | 1 | - | - | - | - |
| 541612 | Human res & exec search consulting services | 123 | 1 879 | 6 419 | 7 | 3 | 1 | 2 | - | 1 | - | - | - | - |
| 54169 | Oth scientific & technical consulting services ... | 108 | 1 899 | 8 601 | 15 | 11 | 2 | 1 | - | 1 | - | - | - | - |
| 541690 | Oth scientific & technical consulting services | 108 | 1 899 | 8 601 | 15 | 11 | 2 | 1 | - | 1 | - | - | - | - |
| 5419 | Oth professional, scientific, technical services ... | 164 | 892 | 4 274 | 34 | 22 | 6 | 5 | 1 | - | - | - | - | - |
| 54194 | Veterinary services | 117 | 675 | 3 201 | 14 | 5 | 3 | 5 | 1 | - | - | - | - | - |
| 541940 | Veterinary services | 117 | 675 | 3 201 | 14 | 5 | 3 | 5 | 1 | - | - | - | - | - |
| 55 | Management of companies & enterprises .. | 243 | 1 177 | 3 951 | 11 | 7 | 2 | 1 | - | - | 1 | - | - | - |
| 551 | Management of companies & enterprises | 243 | 1 177 | 3 951 | 11 | 7 | 2 | 1 | - | - | 1 | - | - | - |
| 5511 | Management of companies & enterprises | 243 | 1 177 | 3 951 | 11 | 7 | 2 | 1 | - | - | 1 | - | - | - |
| 55111 | Management of companies & enterprises | 243 | 1 177 | 3 951 | 11 | 7 | 2 | 1 | - | - | 1 | - | - | - |

See footnotes at end of table.

Table 6. Counties—Employees, Payroll, and Establishments by Industry: 2001—Con.

[Excludes most government employees, railroad employees, and self-employed persons. Size class 1 to 4 includes establishments with payroll, but no employees, during mid-March pay period. (D) denotes figures withheld to avoid disclosing data for individual companies; the data are included in broader industry totals. Detailed industries with 100 or more employees are shown if industry was not a (D). For explanation of terms, abbreviations, and data reliability/comparability, see introductory text]

| NAICS code | Industry | Number of employees for week including March 12 | Payroll (\$1,000) | | Total number of establishments | Number of establishments by employment-size class | | | | | | | | | |
|--------------------|--|---|-------------------|----------------|--------------------------------|---|-----------|-----------|-----------|-----------|------------|------------|------------|---------------|--|
| | | | First quarter | Annual | | 1 to 4 | 5 to 9 | 10 to 19 | 20 to 49 | 50 to 99 | 100 to 249 | 250 to 499 | 500 to 999 | 1,000 or more | |
| SUSSEX—Con. | | | | | | | | | | | | | | | |
| 56 | Admin, support, waste mgt, remediation services | 1 386 | 9 012 | 40 920 | 209 | 157 | 21 | 14 | 10 | 6 | 1 | — | — | — | |
| 561 | Administrative & support services | 1 046 | 5 910 | 27 922 | 193 | 152 | 20 | 9 | 8 | 3 | 1 | — | — | — | |
| 5613 | Employment services | 176 | 2 038 | 7 368 | 11 | 6 | 1 | 1 | 2 | 1 | — | — | — | — | |
| 56131 | Employment placement agencies | 111 | 1 719 | 5 671 | 6 | 3 | 1 | — | 1 | 1 | — | — | — | — | |
| 561310 | Employment placement agencies | 111 | 1 719 | 5 671 | 6 | 3 | 1 | — | 1 | 1 | — | — | — | — | |
| 5617 | Services to buildings & dwellings | 382 | 1 668 | 9 933 | 119 | 102 | 9 | 5 | 2 | 1 | — | — | — | — | |
| 56172 | Janitorial services | 188 | 705 | 2 995 | 29 | 21 | 4 | 2 | 1 | 1 | — | — | — | — | |
| 561720 | Janitorial services | 188 | 705 | 2 995 | 29 | 21 | 4 | 2 | 1 | 1 | — | — | — | — | |
| 56173 | Landscaping services | 177 | 858 | 6 376 | 78 | 70 | 4 | 3 | 1 | — | — | — | — | — | |
| 561730 | Landscaping services | 177 | 858 | 6 376 | 78 | 70 | 4 | 3 | 1 | — | — | — | — | — | |
| 5619 | Other support services | 234 | 960 | 4 809 | 17 | 11 | 2 | 2 | 1 | — | 1 | — | — | — | |
| 56191 | Packaging & labeling services | (C) | (D) | (D) | 4 | 3 | — | — | — | — | 1 | — | — | — | |
| 562 | Waste management & remediation services | 340 | 3 102 | 12 998 | 16 | 5 | 1 | 5 | 2 | 3 | — | — | — | — | |
| 5621 | Waste collection | 118 | 1 276 | 4 969 | 5 | 1 | — | 2 | 1 | 1 | — | — | — | — | |
| 56211 | Waste collection | 118 | 1 276 | 4 969 | 5 | 1 | — | 2 | 1 | 1 | — | — | — | — | |
| 562111 | Solid waste collection | 118 | 1 276 | 4 969 | 5 | 1 | — | 2 | 1 | 1 | — | — | — | — | |
| 5629 | Remediation & oth waste management services | (C) | (D) | (D) | 10 | 3 | 1 | 3 | 1 | 2 | — | — | — | — | |
| 56299 | All other waste management services | 150 | 1 220 | 5 825 | 7 | 2 | 1 | 2 | 1 | 1 | — | — | — | — | |
| 562991 | Septic tank & related services | 150 | 1 220 | 5 825 | 7 | 2 | 1 | 2 | 1 | 1 | — | — | — | — | |
| 61 | Educational services | 455 | 2 403 | 10 223 | 38 | 20 | 6 | 3 | 8 | 1 | — | — | — | — | |
| 611 | Educational services | 455 | 2 403 | 10 223 | 38 | 20 | 6 | 3 | 8 | 1 | — | — | — | — | |
| 6111 | Elementary & secondary schools | 334 | 1 461 | 5 790 | 12 | 1 | 1 | 2 | 7 | 1 | — | — | — | — | |
| 61111 | Elementary & secondary schools | 334 | 1 461 | 5 790 | 12 | 1 | 1 | 2 | 7 | 1 | — | — | — | — | |
| 611110 | Elementary & secondary schools | 334 | 1 461 | 5 790 | 12 | 1 | 1 | 2 | 7 | 1 | — | — | — | — | |
| 62 | Health care and social assistance | 5 147 | 35 101 | 148 439 | 306 | 125 | 83 | 56 | 24 | 11 | 5 | — | 2 | — | |
| 621 | Ambulatory health care services | 1 963 | 13 942 | 64 358 | 211 | 104 | 56 | 32 | 10 | 8 | 1 | — | — | — | |
| 6211 | Offices of physicians | 656 | 6 617 | 32 156 | 78 | 38 | 16 | 7 | 7 | 1 | — | — | — | — | |
| 62111 | Offices of physicians | 656 | 6 617 | 32 156 | 78 | 38 | 16 | 7 | 7 | 1 | — | — | — | — | |
| 6212 | Offices of dentists | 445 | 3 124 | 14 969 | 65 | 27 | 25 | 11 | 2 | — | — | — | — | — | |
| 62121 | Offices of dentists | 445 | 3 124 | 14 969 | 65 | 27 | 25 | 11 | 2 | — | — | — | — | — | |
| 621210 | Offices of dentists | 445 | 3 124 | 14 969 | 65 | 27 | 25 | 11 | 2 | — | — | — | — | — | |
| 6213 | Offices of other health practitioners | 163 | 752 | 3 534 | 43 | 29 | 12 | 1 | 1 | — | — | — | — | — | |
| 6216 | Home health care services | 563 | 2 636 | 10 282 | 11 | 2 | 1 | 1 | — | 6 | 1 | — | — | — | |
| 62161 | Home health care services | 563 | 2 636 | 10 282 | 11 | 2 | 1 | 1 | — | 6 | 1 | — | — | — | |
| 621610 | Home health care services | 563 | 2 636 | 10 282 | 11 | 2 | 1 | 1 | — | 6 | 1 | — | — | — | |
| 622 | Hospitals | (F) | (D) | (D) | 1 | — | — | — | — | — | — | — | — | 1 | |
| 6221 | General medical & surgical hospitals | (F) | (D) | (D) | 1 | — | — | — | — | — | — | — | — | 1 | |
| 62211 | General medical & surgical hospitals | (F) | (D) | (D) | 1 | — | — | — | — | — | — | — | — | 1 | |
| 623 | Nursing & residential care facilities | 1 532 | 9 699 | 39 689 | 39 | 5 | 16 | 10 | 1 | 2 | 4 | — | 1 | — | |
| 6231 | Nursing care facilities | (F) | (D) | (D) | 5 | 1 | — | — | — | 1 | 2 | — | 1 | — | |
| 62311 | Nursing care facilities | (F) | (D) | (D) | 5 | 1 | — | — | — | 1 | 2 | — | 1 | — | |
| 6232 | Residential mental retardation, health facil | (E) | (D) | (D) | 21 | 1 | 10 | 8 | 1 | — | 1 | — | — | — | |
| 62321 | Residential mental retardation facilities | (C) | (D) | (D) | 20 | 1 | 10 | 8 | 1 | — | — | — | — | — | |
| 62322 | Residential mental health, subst abuse facil | (C) | (D) | (D) | 1 | — | — | — | — | — | 1 | — | — | — | |
| 6233 | Community care facilities for the elderly | 150 | 775 | 3 746 | 8 | 2 | 3 | 2 | — | — | 1 | — | — | — | |
| 62331 | Community care facilities for the elderly | 150 | 775 | 3 746 | 8 | 2 | 3 | 2 | — | — | 1 | — | — | — | |
| 6239 | Other residential care facilities | 114 | 828 | 3 732 | 5 | 1 | 3 | — | — | 1 | — | — | — | — | |
| 62399 | Other residential care facilities | 114 | 828 | 3 732 | 5 | 1 | 3 | — | — | 1 | — | — | — | — | |
| 623990 | Other residential care facilities | 114 | 828 | 3 732 | 5 | 1 | 3 | — | — | 1 | — | — | — | — | |
| 624 | Social assistance | (F) | (D) | (D) | 55 | 16 | 11 | 14 | 13 | 1 | — | — | — | — | |
| 6241 | Individual & family services | (C) | (D) | (D) | 16 | 5 | 4 | 4 | 3 | — | — | — | — | — | |
| 6244 | Child day care services | 443 | 1 245 | 4 953 | 32 | 8 | 6 | 8 | 9 | 1 | — | — | — | — | |
| 62441 | Child day care services | 443 | 1 245 | 4 953 | 32 | 8 | 6 | 8 | 9 | 1 | — | — | — | — | |
| 624410 | Child day care services | 443 | 1 245 | 4 953 | 32 | 8 | 6 | 8 | 9 | 1 | — | — | — | — | |
| 71 | Arts, entertainment & recreation | 646 | 2 307 | 14 276 | 70 | 43 | 7 | 9 | 9 | 2 | — | — | — | — | |
| 713 | Amusement, gambling & recreation industries | 567 | 2 015 | 12 055 | 57 | 36 | 5 | 5 | 9 | 2 | — | — | — | — | |
| 7139 | Other amusement & recreation industries | (F) | (D) | (D) | 55 | 34 | 5 | 5 | 9 | 2 | — | — | — | — | |
| 71391 | Golf courses & country clubs | 153 | 792 | 6 808 | 17 | 10 | 1 | 3 | 3 | — | — | — | — | — | |
| 713910 | Golf courses & country clubs | 153 | 792 | 6 808 | 17 | 10 | 1 | 3 | 3 | — | — | — | — | — | |
| 71394 | Fitness & recreational sports centers | 184 | 533 | 2 374 | 26 | 19 | 2 | 2 | 2 | 1 | — | — | — | — | |
| 713940 | Fitness & recreational sports centers | 184 | 533 | 2 374 | 26 | 19 | 2 | 2 | 2 | 1 | — | — | — | — | |
| 71399 | All other amusement & recreation industries | 133 | 453 | 1 462 | 7 | 4 | 1 | — | 1 | 1 | — | — | — | — | |
| 713990 | All other amusement & recreation industries | 133 | 453 | 1 462 | 7 | 4 | 1 | — | 1 | 1 | — | — | — | — | |
| 72 | Accommodation & food services | 3 358 | 10 386 | 39 139 | 264 | 138 | 60 | 37 | 24 | 3 | — | 1 | 1 | — | |
| 721 | Accommodation | 601 | 3 606 | 9 644 | 32 | 22 | 3 | 6 | — | — | — | 1 | — | — | |
| 7211 | Traveler accommodation | 518 | 3 249 | 7 447 | 17 | 13 | 1 | 2 | — | — | — | 1 | — | — | |
| 72111 | Hotels (exc casino hotels) & motels | 508 | 3 227 | 7 347 | 13 | 9 | 1 | 2 | — | — | — | 1 | — | — | |
| 721110 | Hotels (exc casino hotels) & motels | 508 | 3 227 | 7 347 | 13 | 9 | 1 | 2 | — | — | — | 1 | — | — | |

See footnotes at end of table.

Table 6. Counties—Employees, Payroll, and Establishments by Industry: 2001—Con.

[Excludes most government employees, railroad employees, and self-employed persons. Size class 1 to 4 includes establishments with payroll, but no employees, during mid-March pay period. (D) denotes figures withheld to avoid disclosing data for individual companies; the data are included in broader industry totals. Detailed industries with 100 or more employees are shown if industry was not a (D). For explanation of terms, abbreviations, and data reliability/comparability, see introductory text]

| NAICS code | Industry | Number of employees for week including March 12 | Payroll (\$1,000) | | Total number of establishments | Number of establishments by employment-size class | | | | | | | | | |
|--------------------|---|---|-------------------|-------------------|--------------------------------|---|--------------|--------------|--------------|------------|------------|------------|------------|---------------|--|
| | | | First quarter | Annual | | 1 to 4 | 5 to 9 | 10 to 19 | 20 to 49 | 50 to 99 | 100 to 249 | 250 to 499 | 500 to 999 | 1,000 or more | |
| SUSSEX—Con. | | | | | | | | | | | | | | | |
| 72 | Accommodation & food services—Con. | | | | | | | | | | | | | | |
| 722 | Food services & drinking places | 2 757 | 6 780 | 29 495 | 232 | 116 | 57 | 31 | 24 | 3 | — | — | 1 | — | |
| 7221 | Full-service restaurants | 957 | 2 335 | 10 007 | 98 | 45 | 25 | 14 | 13 | 1 | — | — | — | — | |
| 72211 | Full-service restaurants | 957 | 2 335 | 10 007 | 98 | 45 | 25 | 14 | 13 | 1 | — | — | — | — | |
| 722110 | Full-service restaurants | 957 | 2 335 | 10 007 | 98 | 45 | 25 | 14 | 13 | 1 | — | — | — | — | |
| 7222 | Limited-service eating places | 636 | 1 661 | 7 842 | 85 | 54 | 14 | 7 | 10 | — | — | — | — | — | |
| 72221 | Limited-service eating places | 636 | 1 661 | 7 842 | 85 | 54 | 14 | 7 | 10 | — | — | — | — | — | |
| 722211 | Limited-service restaurants | 468 | 1 236 | 5 851 | 59 | 37 | 11 | 3 | 8 | — | — | — | — | — | |
| 722213 | Snack & nonalcoholic beverage bars | 168 | 425 | 1 991 | 26 | 17 | 3 | 4 | 2 | — | — | — | — | — | |
| 7223 | Special food services | 1 072 | 2 531 | 10 535 | 26 | 4 | 9 | 9 | 1 | 2 | — | — | 1 | — | |
| 72231 | Food service contractors | 949 | 2 127 | 8 460 | 16 | 1 | 7 | 5 | 1 | 1 | — | — | 1 | — | |
| 722310 | Food service contractors | 949 | 2 127 | 8 460 | 16 | 1 | 7 | 5 | 1 | 1 | — | — | 1 | — | |
| 72232 | Caterers | (C) | (D) | (D) | 9 | 3 | 1 | 4 | — | 1 | — | — | — | — | |
| 81 | Other services (except public administration) | 1 708 | 8 513 | 35 923 | 398 | 289 | 68 | 28 | 13 | — | — | — | — | — | |
| 811 | Repair & maintenance | 441 | 3 058 | 13 020 | 131 | 100 | 23 | 8 | — | — | — | — | — | — | |
| 8111 | Automotive repair & maintenance | 318 | 2 181 | 9 213 | 95 | 71 | 18 | 6 | — | — | — | — | — | — | |
| 81111 | Automotive mechanical & electrical R&M | 170 | 1 094 | 4 740 | 55 | 43 | 10 | 2 | — | — | — | — | — | — | |
| 811111 | General automotive repair | 141 | 892 | 3 850 | 45 | 36 | 7 | 2 | — | — | — | — | — | — | |
| 81112 | Automotive body, paint, interior & glass repair | 107 | 946 | 3 857 | 30 | 22 | 5 | 3 | — | — | — | — | — | — | |
| 812 | Personal & laundry services | 579 | 1 997 | 8 881 | 136 | 96 | 26 | 11 | 3 | — | — | — | — | — | |
| 8121 | Personal care services | 317 | 928 | 4 018 | 73 | 48 | 17 | 6 | 2 | — | — | — | — | — | |
| 81211 | Hair, nail & skin care services | 311 | 916 | 3 965 | 67 | 42 | 17 | 6 | 2 | — | — | — | — | — | |
| 812112 | Beauty salons | 295 | 871 | 3 779 | 60 | 37 | 15 | 6 | 2 | — | — | — | — | — | |
| 8123 | Drycleaning & laundry services | 103 | 323 | 1 375 | 24 | 19 | 2 | 3 | — | — | — | — | — | — | |
| 813 | Religious, grantmaking, civic, prof & like organizations | 688 | 3 458 | 14 022 | 131 | 93 | 19 | 9 | 10 | — | — | — | — | — | |
| 8131 | Religious organizations | 437 | 1 625 | 6 554 | 73 | 49 | 12 | 7 | 5 | — | — | — | — | — | |
| 81311 | Religious organizations | 437 | 1 625 | 6 554 | 73 | 49 | 12 | 7 | 5 | — | — | — | — | — | |
| 813110 | Religious organizations | 437 | 1 625 | 6 554 | 73 | 49 | 12 | 7 | 5 | — | — | — | — | — | |
| 8139 | Business, labor, political, like organizations | 213 | 1 661 | 6 576 | 42 | 30 | 6 | 2 | 4 | — | — | — | — | — | |
| 81399 | Oth similar organizations (exc business, prof, labor, pol) | 101 | 662 | 3 188 | 24 | 20 | 2 | — | 2 | — | — | — | — | — | |
| 813990 | Oth similar organizations (exc business, prof, labor, pol) | 101 | 662 | 3 188 | 24 | 20 | 2 | — | 2 | — | — | — | — | — | |
| 95 | Auxiliaries (exc corporate, subsidiary & regional mgt) | 338 | 6 245 | 25 468 | 6 | 3 | 1 | — | 1 | — | — | 1 | — | — | |
| 99 | Unclassified establishments | (B) | (D) | (D) | 39 | 36 | 2 | 1 | — | — | — | — | — | — | |
| UNION | | | | | | | | | | | | | | | |
| | Total | 236 325 | 2 560 601 | 10 225 337 | 14 709 | 8 355 | 2 720 | 1 645 | 1 162 | 457 | 260 | 67 | 29 | 14 | |
| 11 | Forestry, fishing, hunting, and agriculture support | (A) | (D) | (D) | 2 | 2 | — | — | — | — | — | — | — | — | |
| 21 | Mining | (B) | (D) | (D) | 5 | 4 | — | — | — | 1 | — | — | — | — | |
| 22 | Utilities | 1 757 | 28 441 | 95 270 | 22 | 5 | 1 | 4 | 1 | 2 | 8 | 1 | — | — | |
| 221 | Utilities | 1 757 | 28 441 | 95 270 | 22 | 5 | 1 | 4 | 1 | 2 | 8 | 1 | — | — | |
| 2211 | Elec pwr generation, transmsn & distribution | 974 | 17 109 | 46 868 | 12 | 3 | — | 3 | 1 | — | 4 | 1 | — | — | |
| 22112 | Electric pwr transmsn, control & distribution .. | (F) | (D) | (D) | 10 | 2 | — | 2 | 1 | — | 4 | 1 | — | — | |
| 2212 | Natural gas distribution | (E) | (D) | (D) | 6 | 1 | — | 1 | — | 2 | 2 | — | — | — | |
| 22121 | Natural gas distribution | (E) | (D) | (D) | 6 | 1 | — | 1 | — | 2 | 2 | — | — | — | |
| 2213 | Water, sewage & other systems | (E) | (D) | (D) | 4 | 1 | 1 | — | — | — | 2 | — | — | — | |
| 22131 | Water supply & irrigation systems | (E) | (D) | (D) | 2 | — | — | — | — | — | 2 | — | — | — | |
| 23 | Construction | 13 167 | 144 440 | 663 896 | 1 392 | 924 | 233 | 120 | 77 | 18 | 13 | 6 | 1 | — | |
| 233 | Building, developing & general contracting | 3 048 | 31 413 | 136 644 | 409 | 284 | 63 | 33 | 19 | 6 | 4 | — | — | — | |
| 2331 | Land subdivision & land development | 346 | 2 214 | 9 088 | 53 | 36 | 7 | 5 | 5 | — | — | — | — | — | |
| 23311 | Land subdivision & land development | 346 | 2 214 | 9 088 | 53 | 36 | 7 | 5 | 5 | — | — | — | — | — | |
| 233110 | Land subdivision & land development | 346 | 2 214 | 9 088 | 53 | 36 | 7 | 5 | 5 | — | — | — | — | — | |
| 2332 | Residential building construction | 1 117 | 8 433 | 39 705 | 281 | 215 | 42 | 19 | 3 | 2 | — | — | — | — | |
| 23321 | Single-family housing construction | 1 059 | 7 856 | 37 126 | 270 | 209 | 40 | 16 | 3 | 2 | — | — | — | — | |
| 233210 | Single-family housing construction | 1 059 | 7 856 | 37 126 | 270 | 209 | 40 | 16 | 3 | 2 | — | — | — | — | |
| 2333 | Nonresidential building construction | 1 585 | 20 766 | 87 851 | 75 | 33 | 14 | 9 | 11 | 4 | 4 | — | — | — | |
| 23332 | Commercial & institutional bldg construction .. | 1 560 | 20 380 | 85 149 | 68 | 28 | 13 | 8 | 11 | 4 | 4 | — | — | — | |
| 233320 | Commercial & institutional bldg construction .. | 1 560 | 20 380 | 85 149 | 68 | 28 | 13 | 8 | 11 | 4 | 4 | — | — | — | |
| 234 | Heavy construction | 1 530 | 19 143 | 108 193 | 65 | 30 | 16 | 8 | 7 | — | 2 | 2 | — | — | |
| 2341 | Highway, street, bridge & tunnel construction .. | 430 | 4 685 | 27 204 | 27 | 14 | 7 | 3 | 1 | — | 2 | — | — | — | |
| 23411 | Highway & street construction | 430 | 4 685 | 27 204 | 27 | 14 | 7 | 3 | 1 | — | 2 | — | — | — | |
| 234110 | Highway & street construction | 430 | 4 685 | 27 204 | 27 | 14 | 7 | 3 | 1 | — | 2 | — | — | — | |
| 2349 | Other heavy construction | 1 100 | 14 458 | 80 989 | 38 | 16 | 9 | 5 | 6 | — | — | 2 | — | — | |
| 23491 | Water, sewer & pipeline construction | 442 | 4 619 | 23 899 | 15 | 6 | 4 | 2 | 2 | — | — | 1 | — | — | |
| 234910 | Water, sewer & pipeline construction | 442 | 4 619 | 23 899 | 15 | 6 | 4 | 2 | 2 | — | — | 1 | — | — | |
| 23499 | All other heavy construction | 637 | 9 705 | 56 173 | 18 | 7 | 3 | 3 | 4 | — | — | 1 | — | — | |
| 234990 | All other heavy construction | 637 | 9 705 | 56 173 | 18 | 7 | 3 | 3 | 4 | — | — | 1 | — | — | |

See footnotes at end of table.

Table 6. Counties—Employees, Payroll, and Establishments by Industry: 2001—Con.

[Excludes most government employees, railroad employees, and self-employed persons. Size class 1 to 4 includes establishments with payroll, but no employees, during mid-March pay period. (D) denotes figures withheld to avoid disclosing data for individual companies; the data are included in broader industry totals. Detailed industries with 100 or more employees are shown if industry was not a (D). For explanation of terms, abbreviations, and data reliability/comparability, see introductory text]

| NAICS code | Industry | Number of employees for week including March 12 | Payroll (\$1,000) | | Total number of establishments | Number of establishments by employment-size class | | | | | | | | | | |
|--------------|---|---|-------------------|------------------|--------------------------------|---|------------|------------|------------|-----------|------------|------------|------------|---------------|--|--|
| | | | First quarter | Annual | | 1 to 4 | 5 to 9 | 10 to 19 | 20 to 49 | 50 to 99 | 100 to 249 | 250 to 499 | 500 to 999 | 1,000 or more | | |
| 23 | UNION—Con. | | | | | | | | | | | | | | | |
| | Construction—Con. | | | | | | | | | | | | | | | |
| 235 | Special trade contractors | 8 589 | 93 884 | 419 059 | 918 | 610 | 154 | 79 | 51 | 12 | 7 | 4 | 1 | | | |
| 2351 | Plumbing, heating & AC contractor | 1 641 | 18 209 | 79 579 | 199 | 122 | 35 | 22 | 12 | 7 | 1 | | | | | |
| 23511 | Plumbing, heating & AC contractor | 1 641 | 18 209 | 79 579 | 199 | 122 | 35 | 22 | 12 | 7 | 1 | | | | | |
| 235110 | Plumbing, heating & AC contractor | 1 641 | 18 209 | 79 579 | 199 | 122 | 35 | 22 | 12 | 7 | 1 | | | | | |
| 2352 | Painting & wall covering contractors | 400 | 3 787 | 20 231 | 85 | 68 | 8 | 6 | 2 | | 1 | | | | | |
| 23521 | Painting & wall covering contractors | 400 | 3 787 | 20 231 | 85 | 68 | 8 | 6 | 2 | | 1 | | | | | |
| 235210 | Painting & wall covering contractors | 400 | 3 787 | 20 231 | 85 | 68 | 8 | 6 | 2 | | 1 | | | | | |
| 2353 | Electrical contractors | 3 473 | 44 299 | 186 085 | 171 | 104 | 31 | 17 | 10 | 3 | 1 | 4 | 1 | | | |
| 23531 | Electrical contractors | 3 473 | 44 299 | 186 085 | 171 | 104 | 31 | 17 | 10 | 3 | 1 | 4 | 1 | | | |
| 235310 | Electrical contractors | 3 473 | 44 299 | 186 085 | 171 | 104 | 31 | 17 | 10 | 3 | 1 | 4 | 1 | | | |
| 2354 | Masonry, drywall, insulation, tile contractors | 942 | 9 370 | 39 968 | 111 | 76 | 17 | 8 | 7 | 1 | 2 | | | | | |
| 23541 | Masonry & stone contractors | 561 | 3 290 | 18 297 | 75 | 52 | 11 | 4 | 6 | 1 | 1 | | | | | |
| 235410 | Masonry & stone contractors | 561 | 3 290 | 18 297 | 75 | 52 | 11 | 4 | 6 | 1 | 1 | | | | | |
| 23542 | Drywall, acoustical & insulation contractors | 311 | 5 471 | 19 136 | 22 | 15 | 3 | 3 | | | 1 | | | | | |
| 235420 | Drywall, acoustical & insulation contractors | 311 | 5 471 | 19 136 | 22 | 15 | 3 | 3 | | | 1 | | | | | |
| 2355 | Carpentry & floor contractors | 522 | 4 109 | 19 490 | 134 | 104 | 20 | 5 | 5 | | | | | | | |
| 23551 | Carpentry contractors | 449 | 3 650 | 16 816 | 113 | 87 | 17 | 4 | 5 | | | | | | | |
| 235510 | Carpentry contractors | 449 | 3 650 | 16 816 | 113 | 87 | 17 | 4 | 5 | | | | | | | |
| 2356 | Roofing, siding, & sheet metal contractors | 368 | 3 064 | 15 787 | 67 | 44 | 9 | 11 | 3 | | | | | | | |
| 23561 | Roofing, siding, & sheet metal contractors | 368 | 3 064 | 15 787 | 67 | 44 | 9 | 11 | 3 | | | | | | | |
| 235610 | Roofing, siding, & sheet metal contractors | 368 | 3 064 | 15 787 | 67 | 44 | 9 | 11 | 3 | | | | | | | |
| 2357 | Concrete contractors | 465 | 2 000 | 11 035 | 46 | 25 | 13 | 2 | 4 | 1 | 1 | | | | | |
| 23571 | Concrete contractors | 465 | 2 000 | 11 035 | 46 | 25 | 13 | 2 | 4 | 1 | 1 | | | | | |
| 235710 | Concrete contractors | 465 | 2 000 | 11 035 | 46 | 25 | 13 | 2 | 4 | 1 | 1 | | | | | |
| 2359 | Other special trade contractors | 777 | 8 959 | 46 786 | 64 | 21 | 8 | 8 | | | 1 | | | | | |
| 23591 | Structural steel erection contractors | 114 | 1 266 | 8 814 | 11 | 6 | 2 | 1 | 2 | | | | | | | |
| 235910 | Structural steel erection contractors | 114 | 1 266 | 8 814 | 11 | 6 | 2 | 1 | 2 | | | | | | | |
| 23593 | Excavation contractors | 107 | 767 | 3 606 | 28 | 19 | 5 | 4 | | | | | | | | |
| 235930 | Excavation contractors | 107 | 767 | 3 606 | 28 | 19 | 5 | 4 | | | | | | | | |
| 23595 | Bldg equip & oth mach installation contractor | (C) | (D) | (D) | 5 | 2 | 2 | | | | 1 | | | | | |
| 23599 | All other special trade contractors | 203 | 1 504 | 7 789 | 43 | 30 | 6 | 1 | 4 | | | | | | | |
| 235990 | All other special trade contractors | 203 | 1 504 | 7 789 | 43 | 30 | 6 | 1 | 4 | | | | | | | |
| 31-33 | Manufacturing | 35 244 | 405 021 | 1 646 575 | 897 | 284 | 160 | 149 | 162 | 79 | 41 | 11 | 8 | 3 | | |
| 311 | Food mfg | 2 588 | 23 351 | 94 894 | 69 | 24 | 12 | 14 | 12 | 2 | 2 | 1 | 2 | | | |
| 3113 | Sugar & confectionery product mfg | (C) | (D) | (D) | 4 | 1 | 1 | | 1 | 1 | | | | | | |
| 31134 | Nonchocolate confectionery mfg | (C) | (D) | (D) | 3 | 1 | | | 1 | 1 | | | | | | |
| 3115 | Dairy product mfg | 516 | 7 478 | 26 512 | 6 | 2 | | 1 | 2 | | | 1 | | | | |
| 31151 | Dairy product (exc frozen) mfg | (F) | (D) | (D) | 4 | | | 1 | 2 | | | 1 | | | | |
| 3116 | Animal slaughtering & processing | 155 | 1 006 | 4 916 | 6 | 2 | 1 | | 2 | | 1 | | | | | |
| 31161 | Animal slaughtering & processing | 155 | 1 006 | 4 916 | 6 | 2 | 1 | | 2 | | 1 | | | | | |
| 3118 | Bakeries & tortilla mfg | 946 | 7 454 | 30 549 | 40 | 17 | 8 | 7 | 6 | | 1 | | 1 | | | |
| 31181 | Bread & bakery product mfg | (E) | (D) | (D) | 39 | 17 | 8 | 7 | 6 | | 1 | | | | | |
| 311812 | Commercial bakeries | 233 | 1 147 | 4 599 | 16 | 6 | 4 | 3 | 2 | | 1 | | | | | |
| 31182 | Cookie, cracker & pasta mfg | (F) | (D) | (D) | 1 | | | | | | | | 1 | | | |
| 3119 | Other food mfg | 813 | 5 919 | 25 286 | 11 | 2 | 1 | 5 | 1 | 1 | | | 1 | | | |
| 31199 | All other food mfg | (F) | (D) | (D) | 4 | | | 2 | 1 | | | | 1 | | | |
| 312 | Beverage & tobacco product mfg | 202 | 1 602 | 5 757 | 6 | 1 | 2 | 1 | | 2 | | | | | | |
| 3121 | Beverage mfg | 202 | 1 602 | 5 757 | 6 | 1 | 2 | 1 | | 2 | | | | | | |
| 31211 | Soft drink & ice mfg | (C) | (D) | (D) | 4 | | 2 | 1 | | 1 | | | | | | |
| 313 | Textile mills | 256 | 1 790 | 7 974 | 15 | 3 | 5 | 2 | 4 | 1 | | | | | | |
| 3132 | Fabric mills | 145 | 917 | 3 619 | 7 | | 2 | 2 | 2 | 1 | | | | | | |
| 31324 | Knit fabric mills | (C) | (D) | (D) | 6 | | 2 | 2 | 1 | 1 | | | | | | |
| 3133 | Textile, fabric finishing, fabric coating mills | 111 | 873 | 4 355 | 8 | 3 | 3 | | 2 | | | | | | | |
| 31331 | Textile & fabric finishing mills | (C) | (D) | (D) | 7 | 2 | 3 | | 2 | | | | | | | |
| 314 | Textile product mills | 318 | 1 836 | 8 515 | 18 | 6 | 4 | 4 | 2 | 2 | | | | | | |
| 3141 | Textile furnishings mills | 140 | 905 | 3 828 | 11 | 3 | 2 | 4 | 2 | | | | | | | |
| 31412 | Curtain & linen mills | (C) | (D) | (D) | 10 | 3 | 2 | 3 | 2 | | | | | | | |
| 3149 | Other textile product mills | 178 | 931 | 4 687 | 7 | 3 | 2 | | 2 | | | | | | | |
| 315 | Apparel manufacturing | 805 | 4 090 | 16 026 | 29 | 10 | 5 | 3 | 4 | 5 | 2 | | | | | |
| 3151 | Apparel knitting mills | (C) | (D) | (D) | 2 | | 1 | | | | 1 | | | | | |
| 31519 | Other apparel knitting mills | (C) | (D) | (D) | 2 | | 1 | | | | 1 | | | | | |
| 3152 | Cut & sew apparel mfg | 581 | 3 041 | 11 593 | 22 | 7 | 4 | 3 | 3 | 4 | 1 | | | | | |
| 31521 | Cut & sew apparel contractors | 388 | 2 089 | 7 666 | 15 | 6 | 3 | 2 | | 3 | 1 | | | | | |
| 315212 | Women's, girls', infants, cut, sew apparel | | | | | | | | | | | | | | | |
| 31523 | Women's, girls' cut & sew apparel mfg | (C) | (D) | (D) | 3 | 4 | 2 | 2 | | 1 | | | | | | |
| 3159 | Apparel accessories & other apparel mfg | (C) | (D) | (D) | 5 | 3 | | | 1 | 1 | | | | | | |
| 31599 | Apparel accessories & other apparel mfg | (C) | (D) | (D) | 5 | 3 | | | 1 | 1 | | | | | | |
| 321 | Wood product mfg | 167 | 1 312 | 5 686 | 7 | 2 | 2 | 1 | 1 | | 1 | | | | | |
| 3219 | Other wood product mfg | 167 | 1 312 | 5 686 | 7 | 2 | 2 | 1 | 1 | | 1 | | | | | |
| 32191 | Millwork | (C) | (D) | (D) | 4 | | 2 | 1 | | | 1 | | | | | |
| 322 | Paper mfg | 1 195 | 11 474 | 46 130 | 13 | 3 | | 1 | 2 | 2 | 4 | 1 | | | | |
| 3221 | Pulp, paper & paperboard mills | (C) | (D) | (D) | 2 | | | | | | 1 | 1 | | | | |
| 32213 | Paperboard mills | (C) | (D) | (D) | 2 | | | | | | 1 | 1 | | | | |
| 3222 | Converted paper product mfg | (G) | (D) | (D) | 11 | 3 | | 1 | 2 | 1 | 3 | 1 | | | | |
| 32221 | Paperboard container mfg | 608 | 6 435 | 25 549 | 5 | 1 | | | 1 | 1 | 1 | | | | | |
| 322211 | Corrugated & solid fiber box mfg | 608 | 6 435 | 25 549 | 5 | 1 | | | 1 | 1 | 1 | | | | | |
| 32223 | Stationery product mfg | (E) | (D) | (D) | 3 | 1 | | | | | 2 | | | | | |

See footnotes at end of table.

Table 6. Counties—Employees, Payroll, and Establishments by Industry: 2001—Con.

[Excludes most government employees, railroad employees, and self-employed persons. Size class 1 to 4 includes establishments with payroll, but no employees, during mid-March pay period. (D) denotes figures withheld to avoid disclosing data for individual companies; the data are included in broader industry totals. Detailed industries with 100 or more employees are shown if industry was not a (D). For explanation of terms, abbreviations, and data reliability/comparability, see introductory text]

| NAICS code | Industry | Number of employees for week including March 12 | Payroll (\$1,000) | | Total number of establishments | Number of establishments by employment-size class | | | | | | | | | | | | | | | | | | | | |
|---------------------------------|--|---|-------------------|---------|--------------------------------|---|--------|----------|----------|----------|------------|------------|------------|---------------|--|--|--|--|--|--|--|--|--|--|--|--|
| | | | First quarter | Annual | | 1 to 4 | 5 to 9 | 10 to 19 | 20 to 49 | 50 to 99 | 100 to 249 | 250 to 499 | 500 to 999 | 1,000 or more | | | | | | | | | | | | |
| UNION—Con. | | | | | | | | | | | | | | | | | | | | | | | | | | |
| 31-33 Manufacturing—Con. | | | | | | | | | | | | | | | | | | | | | | | | | | |
| 323 | Printing & related support activities | 2 113 | 20 005 | 78 022 | 107 | 45 | 21 | 14 | 18 | 5 | 3 | 1 | — | — | | | | | | | | | | | | |
| 3231 | Printing & related support activities | 2 113 | 20 005 | 78 022 | 107 | 45 | 21 | 14 | 18 | 5 | 3 | 1 | — | — | | | | | | | | | | | | |
| 32311 | Printing | 1 933 | 18 279 | 72 284 | 90 | 37 | 17 | 12 | 15 | 5 | 3 | 1 | — | — | | | | | | | | | | | | |
| 323110 | Commercial lithographic printing | 1 000 | 9 898 | 40 715 | 47 | 16 | 9 | 8 | 9 | 3 | 2 | — | — | — | | | | | | | | | | | | |
| 323113 | Commercial screen printing | 275 | 2 378 | 8 933 | 12 | 3 | 3 | 2 | 3 | — | 1 | — | — | — | | | | | | | | | | | | |
| 323114 | Quick printing | 129 | 1 020 | 4 235 | 16 | 12 | 2 | 1 | — | 1 | — | — | — | — | | | | | | | | | | | | |
| 323119 | Other commercial printing | 438 | 4 344 | 15 860 | 9 | 5 | 1 | — | 1 | 1 | — | 1 | — | — | | | | | | | | | | | | |
| 32312 | Printing support activities | 180 | 1 726 | 5 738 | 17 | 8 | 4 | 2 | 3 | — | — | — | — | — | | | | | | | | | | | | |
| 324 | Petroleum & coal products mfg | 1 113 | 17 664 | 70 952 | 3 | — | — | — | — | 2 | — | — | 1 | — | | | | | | | | | | | | |
| 3241 | Petroleum & coal products mfg | 1 113 | 17 664 | 70 952 | 3 | — | — | — | — | 2 | — | — | 1 | — | | | | | | | | | | | | |
| 32411 | Petroleum refineries | (F) | (D) | (D) | 1 | — | — | — | — | — | — | — | 1 | — | | | | | | | | | | | | |
| 325 | Chemical mfg | 6 460 | 122 096 | 509 323 | 50 | 14 | 6 | 4 | 12 | 5 | 3 | 2 | 2 | 2 | | | | | | | | | | | | |
| 3251 | Basic chemical mfg | 903 | 14 568 | 64 184 | 9 | 2 | 1 | — | 2 | 1 | 2 | 1 | — | — | | | | | | | | | | | | |
| 32513 | Synthetic dye & pigment mfg | (C) | (D) | (D) | 3 | — | 1 | — | 1 | — | 1 | — | — | — | | | | | | | | | | | | |
| 32518 | Other basic inorganic chemical mfg | (C) | (D) | (D) | 1 | — | — | — | — | — | 1 | — | — | — | | | | | | | | | | | | |
| 32519 | Other basic organic chemical mfg | (E) | (D) | (D) | 3 | 1 | — | — | 1 | — | — | 1 | — | — | | | | | | | | | | | | |
| 3254 | Pharmaceutical & medicine mfg | 3 961 | 90 374 | 375 587 | 8 | 2 | 1 | — | 1 | 1 | — | — | 1 | 2 | | | | | | | | | | | | |
| 32541 | Pharmaceutical & medicine mfg | 3 961 | 90 374 | 375 587 | 8 | 2 | 1 | — | 1 | 1 | — | — | 1 | 2 | | | | | | | | | | | | |
| 3256 | Soap, cleaners & toilet preparation mfg | 1 050 | 10 614 | 42 748 | 8 | 1 | 1 | 1 | 2 | 1 | — | 1 | — | — | | | | | | | | | | | | |
| 32561 | Soap & cleaning compound mfg | (C) | (D) | (D) | 5 | 1 | 1 | — | 2 | 1 | — | — | — | — | | | | | | | | | | | | |
| 32562 | Toilet preparation mfg | (F) | (D) | (D) | 3 | — | — | 1 | — | — | — | 1 | 1 | — | | | | | | | | | | | | |
| 3259 | Other chemical product & preparation mfg | 399 | 4 531 | 19 898 | 18 | 6 | 3 | 3 | 4 | 1 | 1 | — | — | — | | | | | | | | | | | | |
| 32599 | All other chemical product & preparation mfg | 338 | 3 876 | 17 342 | 14 | 5 | 2 | 2 | 3 | 1 | 1 | — | — | — | | | | | | | | | | | | |
| 325991 | Custom compounding of purchased resin | 235 | 2 444 | 11 385 | 6 | 1 | — | 1 | 3 | — | 1 | — | — | — | | | | | | | | | | | | |
| 326 | Plastics & rubber products mfg | 3 965 | 30 001 | 126 802 | 72 | 8 | 8 | 15 | 23 | 8 | 7 | 2 | 1 | — | | | | | | | | | | | | |
| 3261 | Plastics product mfg | 3 675 | 27 883 | 116 669 | 66 | 8 | 7 | 12 | 22 | 8 | 6 | 2 | 1 | — | | | | | | | | | | | | |
| 32611 | Unsupported plastics film, sheet, & bag mfg | 899 | 8 917 | 33 968 | 14 | 1 | — | 2 | 5 | 3 | 3 | — | — | — | | | | | | | | | | | | |
| 326113 | Unsupported plastics film and sheet (except packaging) mfg | 779 | 8 082 | 30 474 | 10 | 1 | — | 1 | 3 | 2 | 3 | — | — | — | | | | | | | | | | | | |
| 32612 | Plastics pipe, pipe fitting, & unsupported profile shape mfg | 154 | 1 701 | 6 755 | 4 | — | — | — | 4 | — | — | — | — | — | | | | | | | | | | | | |
| 326121 | Unsupported plastics profile shape mfg | 154 | 1 701 | 6 755 | 4 | — | — | — | 4 | — | — | — | — | — | | | | | | | | | | | | |
| 32619 | Other plastics product mfg | 2 437 | 15 620 | 69 610 | 38 | 4 | 4 | 9 | 11 | 4 | 3 | 2 | 1 | — | | | | | | | | | | | | |
| 326199 | All other plastics product mfg | 2 426 | 15 545 | 69 280 | 35 | 2 | 3 | 9 | 11 | 4 | 3 | 2 | 1 | — | | | | | | | | | | | | |
| 3262 | Rubber product mfg | 290 | 2 118 | 10 133 | 6 | — | 1 | 3 | 1 | — | 1 | — | — | — | | | | | | | | | | | | |
| 32621 | Tire mfg | (C) | (D) | (D) | 3 | — | — | 2 | — | — | 1 | — | — | — | | | | | | | | | | | | |
| 327 | Nonmetallic mineral product mfg | (C) | (D) | (D) | 13 | 6 | 4 | 1 | 1 | 1 | — | — | — | — | | | | | | | | | | | | |
| 331 | Primary metal mfg | 670 | 6 549 | 22 983 | 17 | 2 | — | 5 | 4 | 5 | 1 | — | — | — | | | | | | | | | | | | |
| 3314 | Nonferrous (exc alum) production & processing | 419 | 4 146 | 14 036 | 6 | — | — | 1 | 1 | 3 | 1 | — | — | — | | | | | | | | | | | | |
| 33142 | Copper rolling, drawing, extruding & alloying | 309 | 3 357 | 11 127 | 3 | — | — | — | — | 2 | 1 | — | — | — | | | | | | | | | | | | |
| 3315 | Foundries | (C) | (D) | (D) | 9 | 1 | — | 4 | 3 | 1 | — | — | — | — | | | | | | | | | | | | |
| 33152 | Nonferrous metal foundries | (C) | (D) | (D) | 7 | — | — | 3 | 3 | 1 | — | — | — | — | | | | | | | | | | | | |
| 332 | Fabricated metal product mfg | 4 773 | 46 514 | 182 701 | 193 | 56 | 44 | 36 | 31 | 19 | 5 | 1 | 1 | — | | | | | | | | | | | | |
| 3321 | Forging & stamping | 785 | 7 028 | 26 750 | 19 | 4 | 2 | 6 | 4 | 1 | 1 | 1 | — | — | | | | | | | | | | | | |
| 33211 | Forging & stamping | 785 | 7 028 | 26 750 | 19 | 4 | 2 | 6 | 4 | 1 | 1 | 1 | — | — | | | | | | | | | | | | |
| 332116 | Metal stamping | 785 | 7 028 | 26 750 | 19 | 4 | 2 | 6 | 4 | 1 | 1 | 1 | — | — | | | | | | | | | | | | |
| 3323 | Architectural & structural metals mfg | 1 242 | 10 955 | 42 823 | 36 | 10 | 7 | 5 | 8 | 5 | — | — | 1 | — | | | | | | | | | | | | |
| 33231 | Plate work & fabricated structural prod mfg | 132 | 1 512 | 6 398 | 10 | 5 | 2 | — | 2 | 1 | — | — | — | — | | | | | | | | | | | | |
| 33232 | Ornamental & architectural metal prod mfg | 1 110 | 9 443 | 36 425 | 26 | 5 | 5 | 5 | 6 | 4 | — | — | 1 | — | | | | | | | | | | | | |
| 332322 | Sheet metal work mfg | 950 | 8 357 | 30 192 | 17 | — | 3 | 5 | 6 | 2 | — | — | 1 | — | | | | | | | | | | | | |
| 3324 | Boiler, tank & shipping container mfg | 224 | 3 034 | 11 525 | 6 | 2 | 1 | — | 1 | 2 | — | — | — | — | | | | | | | | | | | | |
| 33242 | Metal tank (heavy gauge) mfg | (C) | (D) | (D) | 3 | 1 | — | — | 1 | 1 | — | — | — | — | | | | | | | | | | | | |
| 3326 | Spring & wire product mfg | (C) | (D) | (D) | 6 | 2 | — | 3 | — | 1 | — | — | — | — | | | | | | | | | | | | |
| 33261 | Spring & wire product mfg | (C) | (D) | (D) | 6 | 2 | — | 3 | — | 1 | — | — | — | — | | | | | | | | | | | | |
| 3327 | Mach shops, turn prod, screw, nut, bolt mfg | 1 153 | 12 352 | 46 738 | 78 | 29 | 20 | 14 | 11 | 2 | 2 | — | — | — | | | | | | | | | | | | |
| 33271 | Machine shops | 469 | 4 930 | 19 536 | 59 | 27 | 18 | 7 | 7 | — | — | — | — | — | | | | | | | | | | | | |
| 332710 | Machine shops | 469 | 4 930 | 19 536 | 59 | 27 | 18 | 7 | 7 | — | — | — | — | — | | | | | | | | | | | | |
| 33272 | Turned product & screw, nut & bolt mfg | 684 | 7 422 | 27 202 | 19 | 2 | 2 | 7 | 4 | 2 | 2 | — | — | — | | | | | | | | | | | | |
| 332721 | Precision turned product mfg | 391 | 3 820 | 14 407 | 12 | 2 | 1 | 4 | 3 | 1 | 1 | — | — | — | | | | | | | | | | | | |
| 332722 | Bolt, nut, screw, rivet & washer mfg | 293 | 3 602 | 12 795 | 7 | — | 1 | 3 | 1 | 1 | 1 | — | — | — | | | | | | | | | | | | |
| 3328 | Coating, engrave, heat treating & oth activity | 618 | 4 968 | 22 196 | 22 | 1 | 8 | 3 | 4 | 6 | — | — | — | — | | | | | | | | | | | | |
| 33281 | Coating, engrave, heat treating & oth activity | 618 | 4 968 | 22 196 | 22 | 1 | 8 | 3 | 4 | 6 | — | — | — | — | | | | | | | | | | | | |
| 332811 | Metal heat treating | 152 | 1 323 | 4 823 | 4 | — | 1 | — | 2 | 1 | — | — | — | — | | | | | | | | | | | | |
| 332813 | Electropl, plating, polish, anodize, coloring | 378 | 3 014 | 14 686 | 15 | 1 | 6 | 2 | 2 | 4 | — | — | — | — | | | | | | | | | | | | |
| 3329 | Other fabricated metal product mfg | 558 | 5 817 | 23 068 | 22 | 6 | 5 | 5 | 3 | 1 | 2 | — | — | — | | | | | | | | | | | | |
| 33291 | Metal valve mfg | 298 | 3 182 | 13 038 | 6 | 1 | 1 | — | 2 | 1 | 1 | — | — | — | | | | | | | | | | | | |
| 33299 | All other fabricated metal product mfg | 260 | 2 635 | 10 030 | 16 | 5 | 4 | 5 | 1 | — | 1 | — | — | — | | | | | | | | | | | | |
| 332999 | All other misc fabricated metal product mfg | 175 | 1 970 | 7 544 | 9 | 3 | 3 | 2 | — | — | 1 | — | — | — | | | | | | | | | | | | |
| 333 | Machinery mfg | 2 743 | 30 708 | 125 097 | 95 | 25 | 19 | 20 | 17 | 7 | 5 | 2 | — | — | | | | | | | | | | | | |
| 3332 | Industrial machinery mfg | 153 | 2 026 | 8 292 | 10 | 3 | 1 | 2 | 4 | — | — | — | — | — | | | | | | | | | | | | |
| 33329 | Other industrial machinery mfg | (C) | (D) | (D) | 8 | 3 | 1 | — | 4 | — | — | — | — | — | | | | | | | | | | | | |
| 3333 | Commercial & service industry machinery mfg | (C) | (D) | (D) | 6 | 2 | 1 | 2 | — | — | 1 | — | — | — | | | | | | | | | | | | |
| 33331 | Commercial & service industry machinery mfg | (C) | (D) | (D) | 6 | 2 | 1 | 2 | — | — | 1 | — | — | — | | | | | | | | | | | | |
| 3334 | HVAC & commercial refrigeration equipment mfg | 228 | 1 952 | 7 900 | 8 | 1 | 1 | 4 | 1 | — | 1 | — | — | — | | | | | | | | | | | | |
| 33341 | HVAC & commercial refrigeration equipment mfg | 228 | 1 952 | 7 900 | 8 | 1 | 1 | 4 | 1 | — | 1 | — | — | — | | | | | | | | | | | | |
| 3335 | Metalworking machinery mfg | 949 | 10 335 | 42 621 | 49 | 14 | 14 | 10 | 7 | 3 | — | 1 | — | — | | | | | | | | | | | | |
| 33351 | Metalworking machinery mfg | 949 | 10 335 | 42 621 | 49 | 14 | 14 | 10 | 7 | 3 | — | 1 | — | — | | | | | | | | | | | | |
| 333511 | Industrial mold mfg | 340 | 4 313 | 17 163 | 21 | 6 | 6 | 4 | 3 | 2 | — | — | — | — | | | | | | | | | | | | |
| 333514 | Special die, tool, die set, jig & fixture mfg | 485 | 4 957 | 21 427 | 22 | 7 | 7 | 4 | 3 | — | — | 1 | — | — | | | | | | | | | | | | |

See footnotes at end of table.

Table 6. Counties—Employees, Payroll, and Establishments by Industry: 2001—Con.

[Excludes most government employees, railroad employees, and self-employed persons. Size class 1 to 4 includes establishments with payroll, but no employees, during mid-March pay period. (D) denotes figures withheld to avoid disclosing data for individual companies; the data are included in broader industry totals. Detailed industries with 100 or more employees are shown if industry was not a (D). For explanation of terms, abbreviations, and data reliability/comparability, see introductory text]

| NAICS code | Industry | Number of employees for week including March 12 | Payroll (\$1,000) | | Total number of establishments | Number of establishments by employment-size class | | | | | | | | | | |
|--------------|--|---|-------------------|------------------|--------------------------------|---|------------|------------|------------|-----------|------------|------------|------------|---------------|----------|----------|
| | | | First quarter | Annual | | 1 to 4 | 5 to 9 | 10 to 19 | 20 to 49 | 50 to 99 | 100 to 249 | 250 to 499 | 500 to 999 | 1,000 or more | | |
| 31-33 | UNION—Con. Manufacturing—Con. | | | | | | | | | | | | | | | |
| 333 | Machinery mfg—Con. | | | | | | | | | | | | | | | |
| 3339 | Other general purpose machinery mfg | 1 183 | 14 590 | 59 093 | 20 | 5 | 2 | 1 | 5 | 3 | 3 | 1 | — | — | — | — |
| 33392 | Material handling equipment mfg | 497 | 6 163 | 22 597 | 5 | 1 | 1 | — | — | 3 | — | — | — | — | — | — |
| 33399 | All other general purpose machinery mfg | 607 | 7 358 | 32 878 | 11 | 4 | — | 3 | 3 | — | — | 1 | — | — | — | — |
| 333999 | All other general purpose machinery mfg .. | 429 | 5 248 | 24 215 | 4 | 1 | — | — | — | 2 | — | 1 | — | — | — | — |
| 334 | Computer & electronic product mfg | 515 | 5 053 | 29 968 | 27 | 14 | 4 | 2 | 4 | 2 | 1 | — | — | — | — | — |
| 3342 | Communications equipment mfg | (C) | (D) | (D) | 4 | 1 | — | — | 2 | 1 | — | — | — | — | — | — |
| 33422 | Radio, TV broadcast & wireless comm equip mfg | 123 | 860 | 3 188 | 3 | — | — | — | 2 | 1 | — | — | — | — | — | — |
| 334220 | Radio, TV broadcast & wireless comm equip mfg | 123 | 860 | 3 188 | 3 | — | — | — | 2 | 1 | — | — | — | — | — | — |
| 3344 | Semiconductor & oth electronic component mfg | 332 | 3 385 | 23 302 | 10 | 5 | 1 | — | 2 | 1 | 1 | — | — | — | — | — |
| 33441 | Semiconductor & oth electronic component mfg | 332 | 3 385 | 23 302 | 10 | 5 | 1 | — | 2 | 1 | 1 | — | — | — | — | — |
| 335 | Electrical equip, appliance & component mfg | 1 671 | 17 350 | 65 637 | 24 | 6 | 3 | 3 | 6 | 2 | 3 | — | 1 | — | — | — |
| 3351 | Electric lighting equipment mfg | (C) | (D) | (D) | 6 | 2 | 1 | — | 2 | — | 1 | — | — | — | — | — |
| 33512 | Lighting fixture mfg | (C) | (D) | (D) | 4 | 1 | 1 | — | 1 | — | 1 | — | — | — | — | — |
| 3353 | Electrical equipment mfg | 257 | 2 759 | 11 044 | 7 | 1 | 1 | 1 | 2 | 2 | — | — | — | — | — | — |
| 33531 | Electrical equipment mfg | 257 | 2 759 | 11 044 | 7 | 1 | 1 | 1 | 2 | 2 | — | — | — | — | — | — |
| 3359 | Other electrical equipment & component mfg ... | 1 224 | 12 839 | 48 057 | 10 | 2 | 1 | 2 | 2 | — | 2 | — | 1 | — | — | — |
| 33593 | Wiring device mfg | (F) | (D) | (D) | 3 | 1 | — | — | — | — | 1 | — | 1 | — | — | — |
| 33599 | All oth electrical equipment & component mfg | (C) | (D) | (D) | 6 | — | 1 | 2 | 2 | — | 1 | — | — | — | — | — |
| 335991 | Carbon & graphite product mfg | 164 | 1 565 | 6 108 | 3 | — | — | 1 | 1 | — | 1 | — | — | — | — | — |
| 336 | Transportation equipment mfg | (H) | (D) | (D) | 11 | 4 | 1 | 2 | 2 | 1 | — | — | — | — | — | 1 |
| 3361 | Motor vehicle mfg | (G) | (D) | (D) | 2 | 1 | — | — | — | — | — | — | — | — | — | 1 |
| 33611 | Automobile & light duty motor vehicle mfg ... | (G) | (D) | (D) | 2 | 1 | — | — | — | — | — | — | — | — | — | 1 |
| 3366 | Ship & boat building | 100 | 954 | 4 189 | 4 | — | — | 2 | 1 | 1 | — | — | — | — | — | — |
| 33661 | Ship & boat building | 100 | 954 | 4 189 | 4 | — | — | 2 | 1 | 1 | — | — | — | — | — | — |
| 337 | Furniture & related product mfg | 1 479 | 12 197 | 50 088 | 45 | 16 | 9 | 7 | 7 | 4 | 1 | 1 | — | — | — | — |
| 3371 | HH & institutional furniture & kitchen cabinet mfg | 439 | 3 771 | 15 517 | 26 | 13 | 4 | 2 | 4 | 3 | — | — | — | — | — | — |
| 33711 | Wood kitchen cabinet & countertop mfg | 225 | 2 210 | 9 191 | 16 | 10 | 2 | 1 | 1 | 2 | — | — | — | — | — | — |
| 337110 | Wood kitchen cabinet & countertop mfg | 225 | 2 210 | 9 191 | 16 | 10 | 2 | 1 | 1 | 2 | — | — | — | — | — | — |
| 33712 | Household & institutional furniture mfg | 214 | 1 561 | 6 326 | 10 | 3 | 2 | 1 | 3 | 1 | — | — | — | — | — | — |
| 337122 | Nonupholstered wood household furniture mfg | 101 | 893 | 3 523 | 7 | 2 | 2 | 1 | 2 | — | — | — | — | — | — | — |
| 3372 | Office furniture (including fixtures) mfg | 451 | 4 062 | 18 228 | 16 | 3 | 5 | 5 | 2 | — | 1 | — | — | — | — | — |
| 33721 | Office furniture (including fixtures) mfg | 451 | 4 062 | 18 228 | 16 | 3 | 5 | 5 | 2 | — | 1 | — | — | — | — | — |
| 337215 | Showcase, partition, shelving & locker mfg . | 329 | 3 078 | 12 801 | 7 | 1 | 1 | 3 | 1 | — | 1 | — | — | — | — | — |
| 3379 | Other furniture related product mfg | 589 | 4 364 | 16 343 | 3 | — | — | — | 1 | 1 | — | 1 | — | — | — | — |
| 33791 | Mattress mfg | 589 | 4 364 | 16 343 | 3 | — | — | — | 1 | 1 | — | 1 | — | — | — | — |
| 337910 | Mattress mfg | 589 | 4 364 | 16 343 | 3 | — | — | — | 1 | 1 | — | 1 | — | — | — | — |
| 339 | Miscellaneous mfg | 1 482 | 12 018 | 52 760 | 81 | 38 | 11 | 13 | 12 | 4 | 3 | — | — | — | — | — |
| 3391 | Medical equipment & supplies mfg | 411 | 4 080 | 15 009 | 29 | 18 | 4 | 2 | 4 | — | 1 | — | — | — | — | — |
| 33911 | Medical equipment & supplies mfg | 411 | 4 080 | 15 009 | 29 | 18 | 4 | 2 | 4 | — | 1 | — | — | — | — | — |
| 339116 | Dental laboratories | 116 | 1 088 | 4 519 | 21 | 16 | 2 | 1 | 2 | — | — | — | — | — | — | — |
| 3399 | Other miscellaneous mfg | 1 071 | 7 938 | 37 751 | 52 | 20 | 7 | 11 | 8 | 4 | 2 | — | — | — | — | — |
| 33991 | Jewelry & silverware mfg | 319 | 2 781 | 13 882 | 16 | 8 | 2 | 2 | 3 | — | 1 | — | — | — | — | — |
| 339911 | Jewelry (exc costume) mfg | 260 | 2 393 | 12 255 | 13 | 8 | 1 | 2 | 1 | — | 1 | — | — | — | — | — |
| 33992 | Sporting & athletic goods mfg | 171 | 878 | 4 101 | 4 | — | 1 | — | 2 | 1 | — | — | — | — | — | — |
| 339920 | Sporting & athletic goods mfg | 171 | 878 | 4 101 | 4 | — | 1 | — | 2 | 1 | — | — | — | — | — | — |
| 33994 | Office supplies (exc paper) mfg | (C) | (D) | (D) | 7 | 2 | 2 | 2 | — | — | 1 | — | — | — | — | — |
| 33995 | Sign mfg | 219 | 1 151 | 5 102 | 15 | 6 | 2 | 5 | 1 | 1 | — | — | — | — | — | — |
| 339950 | Sign mfg | 219 | 1 151 | 5 102 | 15 | 6 | 2 | 5 | 1 | 1 | — | — | — | — | — | — |
| 33999 | All other misc mfg | 163 | 1 841 | 8 891 | 7 | 2 | — | 2 | 2 | 1 | — | — | — | — | — | — |
| 42 | Wholesale trade | 22 905 | 402 362 | 1 513 586 | 1 117 | 556 | 213 | 154 | 119 | 43 | 21 | 7 | 2 | 2 | 2 | 2 |
| 421 | Wholesale trade, durable goods | 10 269 | 157 592 | 605 241 | 715 | 356 | 141 | 102 | 81 | 23 | 9 | 2 | — | — | — | 1 |
| 4211 | Motor vehicle, motor vehicle pt & supply whsle . | 624 | 5 214 | 21 928 | 69 | 32 | 15 | 13 | 8 | 1 | — | — | — | — | — | — |
| 42111 | Automobile & other motor vehicle whsle | 202 | 2 297 | 8 371 | 17 | 8 | 1 | 4 | 3 | 1 | — | — | — | — | — | — |
| 421110 | Automobile & other motor vehicle whsle ... | 202 | 2 297 | 8 371 | 17 | 8 | 1 | 4 | 3 | 1 | — | — | — | — | — | — |
| 42112 | Motor vehicle supplies & new parts whsle | 227 | 1 560 | 6 740 | 35 | 19 | 7 | 8 | 1 | — | — | — | — | — | — | — |
| 421120 | Motor vehicle supplies & new parts whsle ... | 227 | 1 560 | 6 740 | 35 | 19 | 7 | 8 | 1 | — | — | — | — | — | — | — |
| 42113 | Tire & tube whsle | 103 | 659 | 3 069 | 8 | 2 | 3 | 1 | 2 | — | — | — | — | — | — | — |
| 421130 | Tire & tube whsle | 103 | 659 | 3 069 | 8 | 2 | 3 | 1 | 2 | — | — | — | — | — | — | — |
| 4212 | Furniture & home furnishing whsle | 1 020 | 11 169 | 46 578 | 64 | 28 | 12 | 9 | 9 | 5 | 1 | — | — | — | — | — |
| 42121 | Furniture whsle | 480 | 5 985 | 23 416 | 27 | 14 | 3 | 3 | 5 | 1 | 1 | — | — | — | — | — |
| 421210 | Furniture whsle | 480 | 5 985 | 23 416 | 27 | 14 | 3 | 3 | 5 | 1 | 1 | — | — | — | — | — |
| 42122 | Home furnishing whsle | 540 | 5 184 | 23 162 | 37 | 14 | 9 | 6 | 4 | 4 | — | — | — | — | — | — |
| 421220 | Home furnishing whsle | 540 | 5 184 | 23 162 | 37 | 14 | 9 | 6 | 4 | 4 | — | — | — | — | — | — |
| 4213 | Lumber & other construction materials whsle ... | 355 | 5 128 | 20 352 | 27 | 8 | 7 | 8 | 3 | 1 | — | — | — | — | — | — |
| 42131 | Lumber, plywood, millwork & wood panel whsle | 141 | 1 432 | 7 386 | 14 | 5 | 3 | 5 | 1 | — | — | — | — | — | — | — |
| 421310 | Lumber, plywood, millwork & wood panel whsle | 141 | 1 432 | 7 386 | 14 | 5 | 3 | 5 | 1 | — | — | — | — | — | — | — |
| 42139 | Other construction material whsle | 128 | 2 938 | 8 687 | 5 | 1 | 2 | — | 1 | 1 | — | — | — | — | — | — |
| 421390 | Other construction material whsle | 128 | 2 938 | 8 687 | 5 | 1 | 2 | — | 1 | 1 | — | — | — | — | — | — |

See footnotes at end of table.

Table 6. Counties—Employees, Payroll, and Establishments by Industry: 2001—Con.

[Excludes most government employees, railroad employees, and self-employed persons. Size class 1 to 4 includes establishments with payroll, but no employees, during mid-March pay period. (D) denotes figures withheld to avoid disclosing data for individual companies; the data are included in broader industry totals. Detailed industries with 100 or more employees are shown if industry was not a (D). For explanation of terms, abbreviations, and data reliability/comparability, see introductory text]

| NAICS code | Industry | Number of employees for week including March 12 | Payroll (\$1,000) | | Total number of establishments | Number of establishments by employment-size class | | | | | | | | | | |
|------------|--|---|-------------------|---------|--------------------------------|---|--------|----------|----------|----------|------------|------------|------------|---------------|---|---|
| | | | First quarter | Annual | | 1 to 4 | 5 to 9 | 10 to 19 | 20 to 49 | 50 to 99 | 100 to 249 | 250 to 499 | 500 to 999 | 1,000 or more | | |
| 42 | UNION—Con. | | | | | | | | | | | | | | | |
| | Wholesale trade—Con. | | | | | | | | | | | | | | | |
| 421 | Wholesale trade, durable goods—Con. | | | | | | | | | | | | | | | |
| 4214 | Professional & commercial equip & supp whsle | 3 136 | 70 319 | 246 070 | 102 | 48 | 20 | 10 | 15 | 5 | 2 | 1 | — | — | — | 1 |
| 42142 | Office equipment whsle | 226 | 2 510 | 10 142 | 16 | 5 | 6 | 2 | 2 | 1 | — | — | — | — | — | — |
| 421420 | Office equipment whsle | 226 | 2 510 | 10 142 | 16 | 5 | 6 | 2 | 2 | 1 | — | — | — | — | — | — |
| 42143 | Computer & peripheral equip & software whsle | 2 320 | 60 138 | 199 014 | 41 | 22 | 8 | 1 | 4 | 2 | 2 | 1 | — | — | — | 1 |
| 421430 | Computer & peripheral equip & software whsle | 2 320 | 60 138 | 199 014 | 41 | 22 | 8 | 1 | 4 | 2 | 2 | 1 | — | — | — | 1 |
| 42144 | Other commercial equipment whsle | 126 | 1 191 | 4 827 | 16 | 9 | 3 | 2 | 2 | — | — | — | — | — | — | — |
| 421440 | Other commercial equipment whsle | 126 | 1 191 | 4 827 | 16 | 9 | 3 | 2 | 2 | — | — | — | — | — | — | — |
| 42145 | Medical, dental, hospital equip & supp whsle | 316 | 4 841 | 21 378 | 16 | 4 | 2 | 4 | 5 | 1 | — | — | — | — | — | — |
| 421450 | Medical, dental, hospital equip & supp whsle | 316 | 4 841 | 21 378 | 16 | 4 | 2 | 4 | 5 | 1 | — | — | — | — | — | — |
| 4215 | Metal & mineral (except petroleum) whsle | 309 | 3 441 | 15 209 | 28 | 11 | 8 | 3 | 5 | 1 | — | — | — | — | — | — |
| 42151 | Metal service centers & offices whsle (E) | (D) | (D) | (D) | 26 | 10 | 7 | 3 | 5 | 1 | — | — | — | — | — | — |
| 4216 | Electrical goods whsle | 1 276 | 19 047 | 82 855 | 84 | 37 | 15 | 17 | 9 | 3 | 3 | — | — | — | — | — |
| 42161 | Elec equip, wiring supp, const material whsle | 452 | 7 158 | 29 442 | 22 | 7 | 3 | 6 | 4 | 1 | 1 | — | — | — | — | — |
| 421610 | Elec equip, wiring supp, const material whsle | 452 | 7 158 | 29 442 | 22 | 7 | 3 | 6 | 4 | 1 | 1 | — | — | — | — | — |
| 42162 | Electric appliance, TV, radio set whsle | 246 | 3 230 | 12 776 | 14 | 9 | 2 | 1 | — | 1 | 1 | — | — | — | — | — |
| 421620 | Electric appliance, TV, radio set whsle | 246 | 3 230 | 12 776 | 14 | 9 | 2 | 1 | — | 1 | 1 | — | — | — | — | — |
| 42169 | Other electronic parts & equipment whsle | 578 | 8 659 | 40 637 | 48 | 21 | 10 | 10 | 5 | 1 | 1 | — | — | — | — | — |
| 421690 | Other electronic parts & equipment whsle | 578 | 8 659 | 40 637 | 48 | 21 | 10 | 10 | 5 | 1 | 1 | — | — | — | — | — |
| 4217 | Hardware, plumb & heating equip & sup whsle | 632 | 6 948 | 29 438 | 47 | 22 | 12 | 4 | 6 | 2 | 1 | — | — | — | — | — |
| 42171 | Hardware whsle | 312 | 3 336 | 13 890 | 18 | 10 | 2 | — | 5 | — | 1 | — | — | — | — | — |
| 421710 | Hardware whsle | 312 | 3 336 | 13 890 | 18 | 10 | 2 | — | 5 | — | 1 | — | — | — | — | — |
| 42172 | Plumbing & heating equipment & supplies whsle | 191 | 1 932 | 8 518 | 9 | 3 | 3 | 1 | — | 2 | — | — | — | — | — | — |
| 421720 | Plumbing & heating equipment & supplies whsle | 191 | 1 932 | 8 518 | 9 | 3 | 3 | 1 | — | 2 | — | — | — | — | — | — |
| 42173 | Warm air heating & AC equip & supplies whsle | 114 | 1 522 | 6 453 | 15 | 5 | 7 | 2 | 1 | — | — | — | — | — | — | — |
| 421730 | Warm air heating & AC equip & supplies whsle | 114 | 1 522 | 6 453 | 15 | 5 | 7 | 2 | 1 | — | — | — | — | — | — | — |
| 4218 | Machinery, equipment & supplies whsle | 2 093 | 28 154 | 109 079 | 200 | 109 | 37 | 29 | 20 | 3 | 1 | 1 | — | — | — | — |
| 42183 | Industrial machinery & equipment whsle | 1 110 | 17 035 | 60 749 | 110 | 66 | 15 | 16 | 10 | 2 | 1 | — | — | — | — | — |
| 421830 | Industrial machinery & equipment whsle | 1 110 | 17 035 | 60 749 | 110 | 66 | 15 | 16 | 10 | 2 | 1 | — | — | — | — | — |
| 42184 | Industrial supplies whsle | 532 | 7 324 | 31 646 | 47 | 18 | 10 | 8 | 10 | 1 | — | — | — | — | — | — |
| 421840 | Industrial supplies whsle | 532 | 7 324 | 31 646 | 47 | 18 | 10 | 8 | 10 | 1 | — | — | — | — | — | — |
| 42185 | Service establishment equip & supplies whsle | 345 | 2 546 | 10 940 | 22 | 12 | 7 | 2 | — | — | — | 1 | — | — | — | — |
| 421850 | Service establishment equip & supplies whsle | 345 | 2 546 | 10 940 | 22 | 12 | 7 | 2 | — | — | — | 1 | — | — | — | — |
| 4219 | Miscellaneous durable goods whsle | 824 | 8 172 | 33 732 | 94 | 61 | 15 | 9 | 6 | 2 | 1 | — | — | — | — | — |
| 42193 | Recyclable material whsle | 311 | 1 608 | 6 392 | 16 | 5 | 4 | 4 | 2 | — | 1 | — | — | — | — | — |
| 421930 | Recyclable material whsle | 311 | 1 608 | 6 392 | 16 | 5 | 4 | 4 | 2 | — | 1 | — | — | — | — | — |
| 42194 | Jewelry, watch, precious stone & metal whsle | 207 | 2 958 | 10 612 | 22 | 14 | 5 | 1 | 1 | 1 | — | — | — | — | — | — |
| 421940 | Jewelry, watch, precious stone & metal whsle | 207 | 2 958 | 10 612 | 22 | 14 | 5 | 1 | 1 | 1 | — | — | — | — | — | — |
| 42199 | Other miscellaneous durable goods whsle | 164 | 1 462 | 7 427 | 35 | 28 | 3 | 3 | — | 1 | — | — | — | — | — | — |
| 421990 | Other miscellaneous durable goods whsle | 164 | 1 462 | 7 427 | 35 | 28 | 3 | 3 | — | 1 | — | — | — | — | — | — |
| 422 | Wholesale trade, nondurable goods | 12 636 | 244 770 | 908 345 | 402 | 200 | 72 | 52 | 38 | 20 | 12 | 5 | 2 | — | — | 1 |
| 4221 | Paper & paper product whsle | 443 | 5 367 | 22 148 | 49 | 22 | 16 | 7 | 2 | 2 | — | — | — | — | — | — |
| 42212 | Stationery & office supplies whsle | 110 | 1 220 | 5 581 | 23 | 11 | 10 | 2 | — | — | — | — | — | — | — | — |
| 422120 | Stationery & office supplies whsle | 110 | 1 220 | 5 581 | 23 | 11 | 10 | 2 | — | — | — | — | — | — | — | — |
| 42213 | Industrial & personal service paper whsle | 235 | 2 331 | 9 840 | 17 | 6 | 4 | 4 | 2 | 1 | — | — | — | — | — | — |
| 422130 | Industrial & personal service paper whsle | 235 | 2 331 | 9 840 | 17 | 6 | 4 | 4 | 2 | 1 | — | — | — | — | — | — |
| 4222 | Drugs & druggists' sundries whsle (H) | (D) | (D) | (D) | 29 | 17 | 2 | 3 | 3 | — | 1 | 2 | — | — | — | 1 |
| 42221 | Drugs & druggists' sundries whsle (H) | (D) | (D) | (D) | 29 | 17 | 2 | 3 | 3 | — | 1 | 2 | — | — | — | 1 |
| 4223 | Apparel, piece goods & notions whsle | 780 | 8 293 | 38 383 | 45 | 23 | 8 | 6 | 5 | 1 | 2 | — | — | — | — | — |
| 42231 | Piece goods, notions & other dry goods whsle | 354 | 3 632 | 15 362 | 16 | 9 | 1 | 3 | 2 | — | 1 | — | — | — | — | — |
| 422310 | Piece goods, notions & other dry goods whsle | 354 | 3 632 | 15 362 | 16 | 9 | 1 | 3 | 2 | — | 1 | — | — | — | — | — |
| 42232 | Men's & boys' clothing & furnishings whsle | 134 | 1 827 | 6 465 | 9 | 4 | 2 | 1 | 1 | — | — | — | — | — | — | — |
| 422320 | Men's & boys' clothing & furnishings whsle | 134 | 1 827 | 6 465 | 9 | 4 | 2 | 1 | 1 | — | — | — | — | — | — | — |
| 42233 | Women's, children's, infants' clothing whsle | 268 | 2 580 | 15 526 | 13 | 5 | 3 | 2 | 2 | — | 1 | — | — | — | — | — |
| 422330 | Women's, children's, infants' clothing whsle | 268 | 2 580 | 15 526 | 13 | 5 | 3 | 2 | 2 | — | 1 | — | — | — | — | — |
| 4224 | Grocery & related product whsle | 3 560 | 41 671 | 171 730 | 120 | 58 | 17 | 17 | 12 | 8 | 5 | 2 | — | — | — | — |
| 42241 | General line grocery whsle | 489 | 5 053 | 21 829 | 9 | 4 | — | 2 | 1 | — | 1 | 1 | — | — | — | — |
| 422410 | General line grocery whsle | 489 | 5 053 | 21 829 | 9 | 4 | — | 2 | 1 | — | 1 | 1 | — | — | — | — |
| 42242 | Packaged frozen food whsle | 335 | 3 587 | 14 059 | 7 | 1 | 1 | 1 | 2 | 1 | 1 | — | — | — | — | — |
| 422420 | Packaged frozen food whsle | 335 | 3 587 | 14 059 | 7 | 1 | 1 | 1 | 2 | 1 | 1 | — | — | — | — | — |
| 42243 | Dairy product (exc dried or canned) whsle | 267 | 2 861 | 13 087 | 14 | 3 | 1 | 6 | 3 | 1 | — | — | — | — | — | — |
| 422430 | Dairy product (exc dried or canned) whsle | 267 | 2 861 | 13 087 | 14 | 3 | 1 | 6 | 3 | 1 | — | — | — | — | — | — |
| 42246 | Fish & seafood whsle | 207 | 1 831 | 7 583 | 4 | 1 | 1 | 1 | — | — | 1 | — | — | — | — | — |
| 422460 | Fish & seafood whsle | 207 | 1 831 | 7 583 | 4 | 1 | 1 | 1 | — | — | 1 | — | — | — | — | — |
| 42248 | Fresh fruit & vegetable whsle | 540 | 5 950 | 30 047 | 14 | 9 | 1 | — | 2 | 1 | — | — | — | — | — | — |
| 422480 | Fresh fruit & vegetable whsle | 540 | 5 950 | 30 047 | 14 | 9 | 1 | — | 2 | 1 | — | — | — | — | — | — |
| 42249 | Other grocery & related products whsle | 1 514 | 20 749 | 77 698 | 47 | 26 | 8 | 4 | 2 | 4 | 2 | — | — | — | — | — |
| 422490 | Other grocery & related products whsle | 1 514 | 20 749 | 77 698 | 47 | 26 | 8 | 4 | 2 | 4 | 2 | — | — | — | — | — |
| 4225 | Farm product raw material whsle (C) | (D) | (D) | (D) | 2 | — | — | — | — | 1 | 1 | — | — | — | — | — |
| 42251 | Grain & field bean whsle (C) | (D) | (D) | (D) | 2 | — | — | — | — | 1 | 1 | — | — | — | — | — |
| 4226 | Chemical & allied products whsle | 983 | 28 476 | 80 197 | 60 | 38 | 6 | 9 | 3 | 3 | — | 1 | — | — | — | — |
| 42261 | Plastics materials & basic forms, shapes whsle | 692 | 22 717 | 57 660 | 22 | 13 | 3 | 2 | 2 | 1 | — | 1 | — | — | — | — |
| 422610 | Plastics materials & basic forms, shapes whsle | 692 | 22 717 | 57 660 | 22 | 13 | 3 | 2 | 2 | 1 | — | 1 | — | — | — | — |

See footnotes at end of table.

Table 6. Counties—Employees, Payroll, and Establishments by Industry: 2001—Con.

[Excludes most government employees, railroad employees, and self-employed persons. Size class 1 to 4 includes establishments with payroll, but no employees, during mid-March pay period. (D) denotes figures withheld to avoid disclosing data for individual companies; the data are included in broader industry totals. Detailed industries with 100 or more employees are shown if industry was not a (D). For explanation of terms, abbreviations, and data reliability/comparability, see introductory text]

| NAICS code | Industry | Number of employees for week including March 12 | Payroll (\$1,000) | | Total number of establishments | Number of establishments by employment-size class | | | | | | | | |
|-------------------|---|---|-------------------|---------|--------------------------------|---|--------|----------|----------|----------|------------|------------|------------|---------------|
| | | | First quarter | Annual | | 1 to 4 | 5 to 9 | 10 to 19 | 20 to 49 | 50 to 99 | 100 to 249 | 250 to 499 | 500 to 999 | 1,000 or more |
| UNION—Con. | | | | | | | | | | | | | | |
| 42 | Wholesale trade—Con. | | | | | | | | | | | | | |
| 422 | Wholesale trade, nondurable goods—Con. | | | | | | | | | | | | | |
| 4226 | Chemical & allied products whsle—Con. | | | | | | | | | | | | | |
| 42269 | Other chemical & allied products whsle | 291 | 5 759 | 22 537 | 38 | 25 | 3 | 7 | 1 | 2 | — | — | — | — |
| 422690 | Other chemical & allied products whsle | 291 | 5 759 | 22 537 | 38 | 25 | 3 | 7 | 1 | 2 | — | — | — | — |
| 4227 | Petroleum & petroleum products whsle | (G) | (D) | (D) | 20 | 5 | 5 | 4 | 3 | 2 | — | — | 1 | — |
| 42271 | Petroleum bulk stations & terminals | 1 107 | 22 390 | 62 323 | 14 | 2 | 3 | 4 | 3 | 1 | — | — | 1 | — |
| 422710 | Petroleum bulk stations & terminals | 1 107 | 22 390 | 62 323 | 14 | 2 | 3 | 4 | 3 | 1 | — | — | 1 | — |
| 4228 | Beer, wine, distilled alcoholic beverage whsle | 435 | 5 552 | 24 232 | 12 | 4 | 2 | 1 | 2 | 1 | 2 | — | — | — |
| 42281 | Beer & ale whsle | 220 | 2 414 | 12 397 | 4 | 1 | — | 1 | — | 1 | 1 | — | — | — |
| 422810 | Beer & ale whsle | 220 | 2 414 | 12 397 | 4 | 1 | — | 1 | — | 1 | 1 | — | — | — |
| 42282 | Wine & distilled alcoholic beverage whsle | 215 | 3 138 | 11 835 | 8 | 3 | 2 | — | 2 | — | 1 | — | — | — |
| 422820 | Wine & distilled alcoholic beverage whsle | 215 | 3 138 | 11 835 | 8 | 3 | 2 | — | 2 | — | 1 | — | — | — |
| 4229 | Miscellaneous nondurable goods whsle | 830 | 7 351 | 32 676 | 65 | 33 | 16 | 5 | 7 | 2 | 2 | — | — | — |
| 42293 | Flower, nursery stock, florists' supplies whsle | 282 | 1 907 | 8 964 | 12 | 3 | 4 | 2 | 1 | 1 | 1 | — | — | — |
| 422930 | Flower, nursery stock, florists' supplies whsle | 282 | 1 907 | 8 964 | 12 | 3 | 4 | 2 | 1 | 1 | 1 | — | — | — |
| 42294 | Tobacco & tobacco product whsle | 184 | 2 536 | 10 417 | 5 | 2 | 1 | — | — | 1 | 1 | — | — | — |
| 422940 | Tobacco & tobacco product whsle | 184 | 2 536 | 10 417 | 5 | 2 | 1 | — | — | 1 | 1 | — | — | — |
| 42299 | Other miscellaneous nondurable goods whsle | 221 | 1 837 | 8 758 | 36 | 21 | 9 | 3 | 3 | — | — | — | — | — |
| 422990 | Other miscellaneous nondurable goods whsle | 221 | 1 837 | 8 758 | 36 | 21 | 9 | 3 | 3 | — | — | — | — | — |
| 44-45 | Retail trade | | | | | | | | | | | | | |
| 441 | Motor vehicle & parts dealers | | | | | | | | | | | | | |
| 441 | Motor vehicle & parts dealers | 3 410 | 32 010 | 146 359 | 201 | 96 | 38 | 25 | 19 | 19 | 3 | 1 | — | — |
| 4411 | Automobile dealers | 2 365 | 25 187 | 116 545 | 113 | 66 | 8 | 11 | 8 | 16 | 3 | 1 | — | — |
| 44111 | New car dealers | 2 060 | 22 671 | 103 728 | 51 | 16 | 1 | 8 | 7 | 15 | 3 | 1 | — | — |
| 441110 | New car dealers | 2 060 | 22 671 | 103 728 | 51 | 16 | 1 | 8 | 7 | 15 | 3 | 1 | — | — |
| 44112 | Used car dealers | 305 | 2 516 | 12 817 | 62 | 50 | 7 | 3 | 1 | 1 | — | — | — | — |
| 441120 | Used car dealers | 305 | 2 516 | 12 817 | 62 | 50 | 7 | 3 | 1 | 1 | — | — | — | — |
| 4413 | Automotive parts, accessories & tire stores | 958 | 6 376 | 27 742 | 84 | 29 | 29 | 14 | 9 | 3 | — | — | — | — |
| 44131 | Automotive parts, accessories & tire stores | 802 | 5 278 | 23 274 | 62 | 25 | 15 | 11 | 8 | 3 | — | — | — | — |
| 441310 | Automotive parts, accessories & tire stores | 802 | 5 278 | 23 274 | 62 | 25 | 15 | 11 | 8 | 3 | — | — | — | — |
| 44132 | Tire dealers | 156 | 1 098 | 4 468 | 22 | 4 | 14 | 3 | 1 | — | — | — | — | — |
| 441320 | Tire dealers | 156 | 1 098 | 4 468 | 22 | 4 | 14 | 3 | 1 | — | — | — | — | — |
| 442 | Furniture & home furnishing stores | 1 798 | 12 176 | 44 560 | 143 | 81 | 30 | 18 | 10 | 2 | 1 | — | 1 | — |
| 4421 | Furniture stores | 1 134 | 7 993 | 28 137 | 56 | 30 | 10 | 10 | 3 | 1 | 1 | — | 1 | — |
| 44211 | Furniture stores | 1 134 | 7 993 | 28 137 | 56 | 30 | 10 | 10 | 3 | 1 | 1 | — | 1 | — |
| 442110 | Furniture stores | 1 134 | 7 993 | 28 137 | 56 | 30 | 10 | 10 | 3 | 1 | 1 | — | 1 | — |
| 4422 | Home furnishings stores | 664 | 4 183 | 16 423 | 87 | 51 | 20 | 8 | 7 | 1 | — | — | — | — |
| 44221 | Floor covering stores | 206 | 2 203 | 8 030 | 48 | 33 | 12 | 2 | 1 | — | — | — | — | — |
| 442210 | Floor covering stores | 206 | 2 203 | 8 030 | 48 | 33 | 12 | 2 | 1 | — | — | — | — | — |
| 44229 | Other home furnishings stores | 458 | 1 980 | 8 393 | 39 | 18 | 8 | 6 | 6 | 1 | — | — | — | — |
| 442290 | All other home furnishings stores | 458 | 1 980 | 8 393 | 39 | 18 | 8 | 6 | 6 | 1 | — | — | — | — |
| 443 | Electronics & appliance stores | 894 | 5 858 | 24 971 | 73 | 40 | 16 | 11 | 1 | 3 | 2 | — | — | — |
| 4431 | Electronics & appliance stores | 894 | 5 858 | 24 971 | 73 | 40 | 16 | 11 | 1 | 3 | 2 | — | — | — |
| 44311 | Appliance, TV & all other electronics stores | 709 | 4 824 | 20 358 | 46 | 25 | 7 | 9 | 1 | 2 | 2 | — | — | — |
| 443111 | Household appliance stores | 109 | 764 | 3 779 | 13 | 7 | 1 | 4 | — | — | — | — | — | — |
| 443112 | Radio, television & other electronics stores | 600 | 4 060 | 16 579 | 33 | 18 | 6 | 5 | — | 2 | 2 | — | — | — |
| 44312 | Computer & software stores | 165 | 944 | 4 336 | 23 | 13 | 7 | 2 | — | 1 | — | — | — | — |
| 443120 | Computer & software stores | 165 | 944 | 4 336 | 23 | 13 | 7 | 2 | — | 1 | — | — | — | — |
| 444 | Bldg material & garden equip & supp dealers | 2 164 | 17 052 | 74 664 | 133 | 61 | 33 | 21 | 10 | 3 | 4 | 1 | — | — |
| 4441 | Building material & supplies dealers | 2 075 | 16 613 | 71 756 | 109 | 41 | 31 | 20 | 9 | 3 | 4 | 1 | — | — |
| 44411 | Home centers (F) (D) | | | | 5 | — | — | — | — | 2 | 2 | 1 | — | — |
| 44413 | Hardware stores | 133 | 633 | 2 493 | 17 | 8 | 5 | 3 | 1 | — | — | — | — | — |
| 444130 | Hardware stores | 133 | 633 | 2 493 | 17 | 8 | 5 | 3 | 1 | — | — | — | — | — |
| 44419 | Other building material dealers | 924 | 9 879 | 42 924 | 75 | 29 | 20 | 15 | 8 | 1 | 2 | — | — | — |
| 444190 | Other building material dealers | 924 | 9 879 | 42 924 | 75 | 29 | 20 | 15 | 8 | 1 | 2 | — | — | — |
| 445 | Food & beverage stores | 5 310 | 25 952 | 108 337 | 444 | 306 | 57 | 36 | 20 | 9 | 15 | 1 | — | — |
| 4451 | Grocery stores | 4 341 | 21 760 | 89 961 | 223 | 144 | 24 | 17 | 14 | 8 | 15 | 1 | — | — |
| 44511 | Grocery (except convenience) stores | 3 895 | 20 137 | 83 043 | 136 | 79 | 20 | 4 | 9 | 8 | 15 | 1 | — | — |
| 445110 | Grocery (except convenience) stores | 3 895 | 20 137 | 83 043 | 136 | 79 | 20 | 4 | 9 | 8 | 15 | 1 | — | — |
| 44512 | Convenience stores | 446 | 1 623 | 6 918 | 87 | 65 | 4 | 13 | 5 | — | — | — | — | — |
| 445120 | Convenience stores | 446 | 1 623 | 6 918 | 87 | 65 | 4 | 13 | 5 | — | — | — | — | — |
| 4452 | Specialty food stores | 488 | 1 983 | 102 619 | 69 | 17 | 12 | 3 | 1 | — | — | — | — | — |
| 44521 | Meat markets | 124 | 472 | 1 931 | 25 | 15 | 6 | 4 | — | — | — | — | — | — |
| 445210 | Meat markets | 124 | 472 | 1 931 | 25 | 15 | 6 | 4 | — | — | — | — | — | — |
| 44529 | Other specialty food stores | 287 | 1 160 | 5 168 | 47 | 29 | 7 | 7 | 3 | 1 | — | — | — | — |
| 445291 | Baked goods stores | 179 | 725 | 3 176 | 21 | 9 | 3 | 6 | 3 | — | — | — | — | — |
| 445290 | All other specialty food stores | 105 | 421 | 1 908 | 22 | 16 | 4 | 1 | — | 1 | — | — | — | — |
| 4453 | Beer, wine & liquor stores | 481 | 2 209 | 9 595 | 119 | 93 | 16 | 7 | 3 | — | — | — | — | — |
| 44531 | Beer, wine & liquor stores | 481 | 2 209 | 9 595 | 119 | 93 | 16 | 7 | 3 | — | — | — | — | — |
| 445310 | Beer, wine & liquor stores | 481 | 2 209 | 9 595 | 119 | 93 | 16 | 7 | 3 | — | — | — | — | — |
| 446 | Health & personal care stores | 2 267 | 11 332 | 46 573 | 183 | 75 | 40 | 28 | 32 | 7 | 1 | — | — | — |
| 4461 | Health & personal care stores | 2 267 | 11 332 | 46 573 | 183 | 75 | 40 | 28 | 32 | 7 | 1 | — | — | — |
| 44611 | Pharmacies & drug stores | 1 858 | 8 852 | 36 550 | 93 | 16 | 19 | 21 | 29 | 7 | 1 | — | — | — |
| 446110 | Pharmacies & drug stores | 1 858 | 8 852 | 36 550 | 93 | 16 | 19 | 21 | 29 | 7 | 1 | — | — | — |
| 44613 | Optical goods stores | 156 | 962 | 3 959 | 40 | 26 | 11 | 2 | 1 | — | — | — | — | — |
| 446130 | Optical goods stores | 156 | 962 | 3 959 | 40 | 26 | 11 | 2 | 1 | — | — | — | — | — |
| 44619 | Other health & personal care stores | 195 | 1 109 | 4 473 | 32 | 20 | 5 | 5 | 2 | — | — | — | — | — |
| 446190 | All other health & personal care stores | 106 | 821 | 3 018 | 15 | 10 | 1 | 2 | 2 | — | — | — | — | — |
| 447 | Gasoline stations | 774 | 3 238 | 14 489 | 188 | 126 | 51 | 9 | 2 | — | — | — | — | — |
| 4471 | Gasoline stations | 774 | 3 238 | 14 489 | 188 | 126 | 51 | 9 | 2 | — | — | — | — | — |
| 44711 | Gasoline stations with convenience stores | 141 | 488 | 1 947 | 28 | 17 | 10 | — | 1 | — | — | — | — | — |
| 447110 | Gasoline stations with convenience stores | 141 | 488 | 1 947 | 28 | 17 | 10 | — | 1 | — | — | — | — | — |
| 44719 | Other gasoline stations | 633 | 2 750 | 12 542 | 160 | 109 | 41 | 9 | 1 | — | — | — | — | — |
| 447190 | Other gasoline stations | 633 | 2 750 | 12 542 | 160 | 109 | 41 | 9 | 1 | — | — | — | — | — |

See footnotes at end of table.

Table 6. Counties—Employees, Payroll, and Establishments by Industry: 2001—Con.

[Excludes most government employees, railroad employees, and self-employed persons. Size class 1 to 4 includes establishments with payroll, but no employees, during mid-March pay period. (D) denotes figures withheld to avoid disclosing data for individual companies; the data are included in broader industry totals. Detailed industries with 100 or more employees are shown if industry was not a (D). For explanation of terms, abbreviations, and data reliability/comparability, see introductory text]

| NAICS code | Industry | Number of employees for week including March 12 | Payroll (\$1,000) | | Total number of establishments | Number of establishments by employment-size class | | | | | | | | | | | | | | | | | | | | |
|-------------------|---|---|-------------------|---------|--------------------------------|---|--------|----------|----------|----------|------------|------------|------------|---------------|----------------|----------------|------------|------------|------------|-----------|-----------|-----------|-----------|----------|----------|----------|
| | | | First quarter | Annual | | 1 to 4 | 5 to 9 | 10 to 19 | 20 to 49 | 50 to 99 | 100 to 249 | 250 to 499 | 500 to 999 | 1,000 or more | | | | | | | | | | | | |
| UNION—Con. | | | | | | | | | | | | | | | | | | | | | | | | | | |
| 44-45 | Retail trade—Con. | | | | | | | | | | | | | | | | | | | | | | | | | |
| 448 | Clothing & clothing accessories stores | 3 216 | 12 296 | 51 186 | 337 | 154 | 85 | 56 | 30 | 11 | 1 | — | — | — | — | — | — | — | | | | | | | | |
| 4481 | Clothing stores | 2 469 | 8 833 | 36 921 | 208 | 82 | 47 | 43 | 25 | 10 | 1 | — | — | — | — | — | — | — | | | | | | | | |
| 44811 | Men's clothing stores | 393 | 1 359 | 5 524 | 39 | 16 | 11 | 5 | 6 | 1 | — | — | — | — | — | — | — | — | | | | | | | | |
| 448110 | Men's clothing stores | 393 | 1 359 | 5 524 | 39 | 16 | 11 | 5 | 6 | 1 | — | — | — | — | — | — | — | — | | | | | | | | |
| 44812 | Women's clothing stores | 550 | 2 040 | 8 444 | 74 | 28 | 21 | 21 | 4 | — | — | — | — | — | — | — | — | — | | | | | | | | |
| 448120 | Women's clothing stores | 550 | 2 040 | 8 444 | 74 | 28 | 21 | 21 | 4 | — | — | — | — | — | — | — | — | — | | | | | | | | |
| 44813 | Children's & infants' clothing stores | 283 | 792 | 3 631 | 16 | 4 | 3 | 4 | 4 | 1 | — | — | — | — | — | — | — | — | | | | | | | | |
| 448130 | Children's & infants' clothing stores | 283 | 792 | 3 631 | 16 | 4 | 3 | 4 | 4 | 1 | — | — | — | — | — | — | — | — | | | | | | | | |
| 44814 | Family clothing stores | 1 032 | 3 611 | 15 421 | 43 | 13 | 3 | 9 | 9 | 8 | 1 | — | — | — | — | — | — | — | | | | | | | | |
| 448140 | Family clothing stores | 1 032 | 3 611 | 15 421 | 43 | 13 | 3 | 9 | 9 | 8 | 1 | — | — | — | — | — | — | — | | | | | | | | |
| 44819 | Other clothing stores | 181 | 928 | 3 518 | 25 | 12 | 7 | 4 | 2 | — | — | — | — | — | — | — | — | — | | | | | | | | |
| 448190 | Other clothing stores | 181 | 928 | 3 518 | 25 | 12 | 7 | 4 | 2 | — | — | — | — | — | — | — | — | — | | | | | | | | |
| 4482 | Shoe stores | 396 | 1 650 | 6 681 | 57 | 22 | 23 | 9 | 3 | — | — | — | — | — | — | — | — | — | | | | | | | | |
| 44821 | Shoe stores | 396 | 1 650 | 6 681 | 57 | 22 | 23 | 9 | 3 | — | — | — | — | — | — | — | — | — | | | | | | | | |
| 448210 | Shoe stores | 396 | 1 650 | 6 681 | 57 | 22 | 23 | 9 | 3 | — | — | — | — | — | — | — | — | — | | | | | | | | |
| 4483 | Jewelry, luggage & leather goods stores | 351 | 1 813 | 7 584 | 72 | 50 | 15 | 4 | 2 | 1 | — | — | — | — | — | — | — | — | | | | | | | | |
| 44831 | Jewelry stores | 272 | 1 505 | 6 320 | 65 | 46 | 13 | 4 | 2 | — | — | — | — | — | — | — | — | — | | | | | | | | |
| 448310 | Jewelry stores | 272 | 1 505 | 6 320 | 65 | 46 | 13 | 4 | 2 | — | — | — | — | — | — | — | — | — | | | | | | | | |
| 451 | Sporting goods, hobby, book & music stores | 1 435 | 5 659 | 24 419 | 108 | 60 | 14 | 16 | 12 | 4 | 1 | 1 | — | — | — | — | — | — | | | | | | | | |
| 4511 | Sporting goods, hobby, musical instrument stores | 1 094 | 4 497 | 19 877 | 67 | 35 | 10 | 8 | 10 | 2 | 1 | 1 | — | — | — | — | — | — | | | | | | | | |
| 45111 | Sporting goods stores | 276 | 1 255 | 5 231 | 29 | 19 | 4 | 1 | 4 | 1 | — | — | — | — | — | — | — | — | | | | | | | | |
| 451110 | Sporting goods stores | 276 | 1 255 | 5 231 | 29 | 19 | 4 | 1 | 4 | 1 | — | — | — | — | — | — | — | — | | | | | | | | |
| 45112 | Hobby, toy & game stores | 558 | 1 303 | 6 565 | 20 | 9 | 3 | 4 | 2 | — | 1 | 1 | — | — | — | — | — | — | | | | | | | | |
| 451120 | Hobby, toy & game stores | 558 | 1 303 | 6 565 | 20 | 9 | 3 | 4 | 2 | — | 1 | 1 | — | — | — | — | — | — | | | | | | | | |
| 45114 | Musical instrument & supplies stores | 212 | 1 726 | 7 254 | 10 | 3 | 1 | 1 | 4 | 1 | — | — | — | — | — | — | — | — | | | | | | | | |
| 451140 | Musical instrument & supplies stores | 212 | 1 726 | 7 254 | 10 | 3 | 1 | 1 | 4 | 1 | — | — | — | — | — | — | — | — | | | | | | | | |
| 4512 | Book, periodical & music stores | 341 | 1 162 | 4 542 | 41 | 25 | 4 | 8 | 2 | 2 | — | — | — | — | — | — | — | — | | | | | | | | |
| 45121 | Book stores & news dealers | 233 | 768 | 2 929 | 26 | 18 | 2 | 3 | 1 | 2 | — | — | — | — | — | — | — | — | | | | | | | | |
| 451211 | Book stores | 204 | 621 | 2 383 | 13 | 6 | 1 | 3 | 1 | 2 | — | — | — | — | — | — | — | — | | | | | | | | |
| 45122 | Prerecorded tape, CD & record stores | 108 | 394 | 1 613 | 15 | 7 | 2 | 5 | 1 | — | — | — | — | — | — | — | — | — | | | | | | | | |
| 451220 | Prerecorded tape, CD & record stores | 108 | 394 | 1 613 | 15 | 7 | 2 | 5 | 1 | — | — | — | — | — | — | — | — | — | | | | | | | | |
| 452 | General merchandise stores | 1 867 | 7 182 | 31 605 | 49 | 21 | 9 | 5 | 6 | 1 | 5 | 2 | — | — | — | — | — | — | | | | | | | | |
| 4521 | Department stores | 1 240 | 4 880 | 21 849 | 10 | 4 | — | — | — | 1 | 3 | 2 | — | — | — | — | — | — | | | | | | | | |
| 45211 | Department stores | 1 240 | 4 880 | 21 849 | 10 | 4 | — | — | — | 1 | 3 | 2 | — | — | — | — | — | — | | | | | | | | |
| 452110 | Department stores | 1 240 | 4 880 | 21 849 | 10 | 4 | — | — | — | 1 | 3 | 2 | — | — | — | — | — | — | | | | | | | | |
| 4529 | Other general merchandise stores | 627 | 2 302 | 9 756 | 39 | 17 | 9 | 5 | 6 | — | 2 | — | — | — | — | — | — | — | | | | | | | | |
| 45291 | Warehouse clubs & superstores | (C) | (D) | (D) | 1 | — | — | — | — | — | 1 | — | — | — | — | — | — | — | | | | | | | | |
| 45299 | All other general merchandise stores | (E) | (D) | (D) | 38 | 17 | 9 | 5 | 6 | — | 1 | — | — | — | — | — | — | — | | | | | | | | |
| 453 | Miscellaneous store retailers | 1 191 | 5 218 | 22 442 | 203 | 119 | 53 | 21 | 9 | 1 | — | — | — | — | — | — | — | — | | | | | | | | |
| 4531 | Florists | 253 | 1 032 | 4 322 | 48 | 31 | 11 | 5 | 1 | — | — | — | — | — | — | — | — | — | | | | | | | | |
| 45311 | Florists | 253 | 1 032 | 4 322 | 48 | 31 | 11 | 5 | 1 | — | — | — | — | — | — | — | — | — | | | | | | | | |
| 453110 | Florists | 253 | 1 032 | 4 322 | 48 | 31 | 11 | 5 | 1 | — | — | — | — | — | — | — | — | — | | | | | | | | |
| 4532 | Office supplies, stationery & gift stores | 462 | 1 885 | 7 817 | 74 | 43 | 20 | 6 | 4 | 1 | — | — | — | — | — | — | — | — | | | | | | | | |
| 45321 | Office supplies & stationery stores | 173 | 933 | 4 064 | 16 | 7 | 3 | 3 | 2 | 1 | — | — | — | — | — | — | — | — | | | | | | | | |
| 453210 | Office supplies & stationery stores | 173 | 933 | 4 064 | 16 | 7 | 3 | 3 | 2 | 1 | — | — | — | — | — | — | — | — | | | | | | | | |
| 45322 | Gift, novelty & souvenir stores | 289 | 952 | 3 753 | 58 | 36 | 17 | 3 | 2 | — | — | — | — | — | — | — | — | — | | | | | | | | |
| 453220 | Gift, novelty & souvenir stores | 289 | 952 | 3 753 | 58 | 36 | 17 | 3 | 2 | — | — | — | — | — | — | — | — | — | | | | | | | | |
| 4533 | Used merchandise stores | 100 | 343 | 1 452 | 21 | 12 | 4 | 5 | — | — | — | — | — | — | — | — | — | — | | | | | | | | |
| 45331 | Used merchandise stores | 100 | 343 | 1 452 | 21 | 12 | 4 | 5 | — | — | — | — | — | — | — | — | — | — | | | | | | | | |
| 453310 | Used merchandise stores | 100 | 343 | 1 452 | 21 | 12 | 4 | 5 | — | — | — | — | — | — | — | — | — | — | | | | | | | | |
| 4539 | Other miscellaneous store retailers | 376 | 1 958 | 8 851 | 60 | 33 | 18 | 5 | 4 | — | — | — | — | — | — | — | — | — | | | | | | | | |
| 45399 | All other miscellaneous store retailers (exc tobacco) | 273 | 1 448 | 6 336 | 40 | 21 | 13 | 3 | 3 | — | — | — | — | — | — | — | — | — | | | | | | | | |
| 453998 | All other misc store retailers (exc tobacco) | 263 | 1 410 | 6 187 | 36 | 18 | 12 | 3 | 3 | — | — | — | — | — | — | — | — | — | | | | | | | | |
| 454 | Nonstore retailers | 780 | 6 739 | 27 885 | 81 | 49 | 15 | 10 | 4 | — | 3 | — | — | — | — | — | — | — | | | | | | | | |
| 4541 | Electronic shopping & mail-order houses | 216 | 1 546 | 6 706 | 17 | 10 | 3 | 3 | — | — | 1 | — | — | — | — | — | — | — | | | | | | | | |
| 45411 | Electronic shopping & mail-order houses | 216 | 1 546 | 6 706 | 17 | 10 | 3 | 3 | — | — | 1 | — | — | — | — | — | — | — | | | | | | | | |
| 454110 | Electronic shopping & mail-order houses | 216 | 1 546 | 6 706 | 17 | 10 | 3 | 3 | — | — | 1 | — | — | — | — | — | — | — | | | | | | | | |
| 4543 | Direct selling establishments | 507 | 4 776 | 19 366 | 55 | 31 | 12 | 7 | 3 | — | 2 | — | — | — | — | — | — | — | | | | | | | | |
| 45431 | Fuel dealers | 351 | 4 002 | 15 632 | 24 | 10 | 7 | 5 | — | — | 2 | — | — | — | — | — | — | — | | | | | | | | |
| 45439 | Other direct selling establishments | 156 | 774 | 3 734 | 31 | 21 | 5 | 2 | 3 | — | — | — | — | — | — | — | — | — | | | | | | | | |
| 454390 | Other direct selling establishments | 156 | 774 | 3 734 | 31 | 21 | 5 | 2 | 3 | — | — | — | — | — | — | — | — | — | | | | | | | | |
| 48-49 | Transportation & warehousing | | | | | | | | | | | | | 13 363 | 132 399 | 503 149 | 593 | 293 | 112 | 70 | 68 | 26 | 19 | 2 | 2 | 1 |
| 483 | Water transportation | 114 | 1 754 | 6 680 | 14 | 9 | 2 | 1 | 2 | — | — | — | — | — | — | — | — | — | | | | | | | | |
| 4831 | Deep sea, coastal & Great Lakes water trans . . . | (C) | (D) | (D) | 12 | 7 | 2 | 1 | 2 | — | — | — | — | — | — | — | — | — | | | | | | | | |
| 48311 | Deep sea, coastal & Great Lakes water trans . . . | (C) | (D) | (D) | 12 | 7 | 2 | 1 | 2 | — | — | — | — | — | — | — | — | — | | | | | | | | |
| 484 | Truck transportation | 5 359 | 47 742 | 194 070 | 253 | 144 | 49 | 27 | 17 | 7 | 8 | — | — | — | — | — | — | 1 | | | | | | | | |
| 4841 | General freight trucking | 4 161 | 38 299 | 153 383 | 151 | 82 | 30 | 21 | 9 | 2 | 6 | — | — | — | — | — | — | 1 | | | | | | | | |
| 48411 | General freight trucking, local | 390 | 2 978 | 12 349 | 83 | 53 | 17 | 10 | 3 | — | — | — | — | — | — | — | — | — | | | | | | | | |
| 484110 | General freight trucking, local | 390 | 2 978 | 12 349 | 83 | 53 | 17 | 10 | 3 | — | — | — | — | — | — | — | — | — | | | | | | | | |
| 48412 | General freight trucking, long-distance | 3 771 | 35 321 | 141 034 | 68 | 29 | 13 | 11 | 6 | 2 | 6 | — | — | — | — | — | — | 1 | | | | | | | | |
| 484121 | General freight trucking, long-distance, TL | 977 | 8 552 | 34 436 | 56 | 26 | 10 | 10 | 5 | 1 | 4 | — | — | — | — | — | — | — | | | | | | | | |
| 484122 | General freight trucking, long-distance, LTL | 2 794 | 26 769 | 106 598 | 12 | 3 | 3 | 1 | 1 | 1 | 2 | — | — | — | — | — | — | 1 | | | | | | | | |
| 4842 | Specialized freight trucking | 1 198 | 9 443 | 40 687 | 102 | 62 | 19 | 6 | 8 | 5 | | | | | | | | | | | | | | | | |

Table 6. Counties—Employees, Payroll, and Establishments by Industry: 2001—Con.

[Excludes most government employees, railroad employees, and self-employed persons. Size class 1 to 4 includes establishments with payroll, but no employees, during mid-March pay period. (D) denotes figures withheld to avoid disclosing data for individual companies; the data are included in broader industry totals. Detailed industries with 100 or more employees are shown if industry was not a (D). For explanation of terms, abbreviations, and data reliability/comparability, see introductory text]

| NAICS code | Industry | Number of employees for week including March 12 | Payroll (\$1,000) | | Total number of establishments | Number of establishments by employment-size class | | | | | | | | |
|--|--|---|-------------------|----------------|--------------------------------|---|------------|-----------|-----------|-----------|------------|------------|------------|---------------|
| | | | First quarter | Annual | | 1 to 4 | 5 to 9 | 10 to 19 | 20 to 49 | 50 to 99 | 100 to 249 | 250 to 499 | 500 to 999 | 1,000 or more |
| UNION—Con. | | | | | | | | | | | | | | |
| 48-49 Transportation & warehousing—Con. | | | | | | | | | | | | | | |
| 485 | Transit & ground passenger transportation | 1 958 | 9 188 | 35 711 | 74 | 35 | 9 | 7 | 13 | 6 | 3 | 1 | — | — |
| 4853 | Taxi & limousine service | 751 | 3 719 | 14 564 | 44 | 27 | 5 | 5 | 5 | 1 | — | 1 | — | — |
| 48532 | Limousine service | 711 | 3 568 | 13 921 | 34 | 19 | 5 | 4 | 4 | 1 | — | 1 | — | — |
| 485320 | Limousine service | 711 | 3 568 | 13 921 | 34 | 19 | 5 | 4 | 4 | 1 | — | 1 | — | — |
| 4854 | School & employee bus transportation | 683 | 2 546 | 9 594 | 13 | 1 | 1 | — | 7 | 3 | 1 | — | — | — |
| 48541 | School & employee bus transportation | 683 | 2 546 | 9 594 | 13 | 1 | 1 | — | 7 | 3 | 1 | — | — | — |
| 485410 | School & employee bus transportation | 683 | 2 546 | 9 594 | 13 | 1 | 1 | — | 7 | 3 | 1 | — | — | — |
| 4859 | Oth transit & ground passenger transportation .. | 475 | 2 680 | 10 467 | 11 | 4 | 2 | 1 | — | 2 | 2 | — | — | — |
| 48599 | Oth transit & ground passenger transportation .. | 475 | 2 680 | 10 467 | 11 | 4 | 2 | 1 | — | 2 | 2 | — | — | — |
| 488 | Transportation support activities | 4 089 | 58 123 | 202 953 | 165 | 64 | 39 | 25 | 22 | 9 | 3 | 1 | 2 | — |
| 4882 | Rail transportation support activities | 126 | 1 384 | 5 257 | 5 | 1 | — | 1 | 3 | — | — | — | — | — |
| 48821 | Rail transportation support activities | 126 | 1 384 | 5 257 | 5 | 1 | — | 1 | 3 | — | — | — | — | — |
| 488210 | Rail transportation support activities | 126 | 1 384 | 5 257 | 5 | 1 | — | 1 | 3 | — | — | — | — | — |
| 4883 | Water transportation support activities | 2 263 | 38 911 | 123 871 | 15 | 5 | 1 | 1 | 1 | 2 | 2 | 1 | 2 | — |
| 48832 | Marine cargo handling | (G) | (D) | (D) | 7 | 2 | — | — | 1 | 1 | — | 1 | 2 | — |
| 48833 | Navigational services to shipping | (C) | (D) | (D) | 2 | 1 | — | — | — | — | 1 | — | — | — |
| 48839 | Other water transportation support activities .. | 226 | 2 399 | 9 075 | 6 | 2 | 1 | 1 | — | 1 | 1 | — | — | — |
| 488390 | Other water transportation support activities .. | 226 | 2 399 | 9 075 | 6 | 2 | 1 | 1 | — | 1 | 1 | — | — | — |
| 4884 | Road transportation support activities | 148 | 1 019 | 4 246 | 20 | 10 | 2 | 5 | 3 | — | — | — | — | — |
| 4885 | Freight transportation arrangement | 1 467 | 16 187 | 66 677 | 116 | 45 | 34 | 15 | 14 | 7 | 1 | — | — | — |
| 48851 | Freight transportation arrangement | 1 467 | 16 187 | 66 677 | 116 | 45 | 34 | 15 | 14 | 7 | 1 | — | — | — |
| 488510 | Freight transportation arrangement | 1 467 | 16 187 | 66 677 | 116 | 45 | 34 | 15 | 14 | 7 | 1 | — | — | — |
| 492 | Couriers & messengers | 1 034 | 7 672 | 32 037 | 45 | 23 | 6 | 6 | 4 | 2 | 4 | — | — | — |
| 4921 | Couriers | 766 | 6 466 | 25 883 | 24 | 10 | 4 | 4 | 2 | — | 4 | — | — | — |
| 49211 | Couriers | 766 | 6 466 | 25 883 | 24 | 10 | 4 | 4 | 2 | — | 4 | — | — | — |
| 492110 | Couriers | 766 | 6 466 | 25 883 | 24 | 10 | 4 | 4 | 2 | — | 4 | — | — | — |
| 4922 | Local messengers & local delivery | 268 | 1 206 | 6 154 | 21 | 13 | 2 | 2 | 2 | — | — | — | — | — |
| 49221 | Local messengers & local delivery | 268 | 1 206 | 6 154 | 21 | 13 | 2 | 2 | 2 | — | — | — | — | — |
| 492210 | Local messengers & local delivery | 268 | 1 206 | 6 154 | 21 | 13 | 2 | 2 | 2 | — | — | — | — | — |
| 493 | Warehousing & storage | 631 | 6 114 | 24 142 | 33 | 14 | 6 | 2 | 9 | 1 | 1 | — | — | — |
| 4931 | Warehousing & storage | 631 | 6 114 | 24 142 | 33 | 14 | 6 | 2 | 9 | 1 | 1 | — | — | — |
| 49311 | General warehousing & storage | 571 | 5 412 | 21 026 | 27 | 12 | 4 | 2 | 7 | 1 | 1 | — | — | — |
| 493110 | General warehousing & storage | 571 | 5 412 | 21 026 | 27 | 12 | 4 | 2 | 7 | 1 | 1 | — | — | — |
| 51 | Information | 4 639 | 67 909 | 272 038 | 203 | 117 | 24 | 21 | 16 | 14 | 8 | 1 | 2 | — |
| 511 | Publishing industries | 1 637 | 34 069 | 126 307 | 48 | 25 | 6 | 5 | 3 | 5 | 3 | — | 1 | — |
| 5111 | Newspaper, periodical, book, database publishers | 1 118 | 18 181 | 72 877 | 33 | 18 | 5 | 3 | 2 | 3 | 1 | — | 1 | — |
| 51112 | Periodical publishers | 159 | 2 694 | 10 278 | 12 | 7 | 2 | 2 | — | — | 1 | — | — | — |
| 511120 | Periodical publishers | 159 | 2 694 | 10 278 | 12 | 7 | 2 | 2 | — | — | 1 | — | — | — |
| 51113 | Book publishers | 131 | 1 621 | 6 106 | 7 | 3 | 1 | 1 | 1 | 1 | — | — | — | — |
| 511130 | Book publishers | 131 | 1 621 | 6 106 | 7 | 3 | 1 | 1 | 1 | 1 | — | — | — | — |
| 51114 | Database and directory publishers | (F) | (D) | (D) | 2 | — | — | — | 1 | — | — | — | 1 | — |
| 5112 | Software publishers | 519 | 15 888 | 53 430 | 15 | 7 | 1 | 2 | 1 | 2 | 2 | — | — | — |
| 51121 | Software publishers | 519 | 15 888 | 53 430 | 15 | 7 | 1 | 2 | 1 | 2 | 2 | — | — | — |
| 511210 | Software publishers | 519 | 15 888 | 53 430 | 15 | 7 | 1 | 2 | 1 | 2 | 2 | — | — | — |
| 512 | Motion picture & sound recording industries | 291 | 1 666 | 7 737 | 28 | 14 | 2 | 6 | 5 | 1 | — | — | — | — |
| 5121 | Motion picture & video industries | (E) | (D) | (D) | 25 | 12 | 2 | 5 | 5 | 1 | — | — | — | — |
| 51213 | Motion picture & video exhibition | (C) | (D) | (D) | 10 | 2 | 1 | 2 | 4 | 1 | — | — | — | — |
| 513 | Broadcasting & telecommunications | 2 346 | 27 807 | 118 876 | 90 | 52 | 13 | 7 | 5 | 6 | 5 | 1 | 1 | — |
| 5132 | Cable networks & program distribution | (F) | (D) | (D) | 13 | 11 | — | — | — | 1 | — | — | 1 | — |
| 51322 | Cable & other program distribution | (F) | (D) | (D) | 9 | 7 | — | — | — | 1 | — | — | 1 | — |
| 5133 | Telecommunications | (G) | (D) | (D) | 73 | 39 | 11 | 7 | 5 | 5 | 5 | 1 | — | — |
| 51331 | Wired telecommunications carriers | 1 467 | 19 940 | 85 461 | 46 | 21 | 7 | 4 | 3 | 5 | 5 | 1 | — | — |
| 513310 | Wired telecommunications carriers | 1 467 | 19 940 | 85 461 | 46 | 21 | 7 | 4 | 3 | 5 | 5 | 1 | — | — |
| 51332 | Wireless telecom carriers (exc satellite) | (C) | (D) | (D) | 19 | 11 | 4 | 2 | 2 | — | — | — | — | — |
| 514 | Information & data processing services | 365 | 4 367 | 19 118 | 37 | 26 | 3 | 3 | 3 | 2 | — | — | — | — |
| 5141 | Information services | 164 | 2 404 | 11 080 | 20 | 14 | 2 | 2 | 1 | 1 | — | — | — | — |
| 5142 | Data processing services | 201 | 1 963 | 8 038 | 17 | 12 | 1 | 1 | 2 | 1 | — | — | — | — |
| 51421 | Data processing services | 201 | 1 963 | 8 038 | 17 | 12 | 1 | 1 | 2 | 1 | — | — | — | — |
| 514210 | Data processing services | 201 | 1 963 | 8 038 | 17 | 12 | 1 | 1 | 2 | 1 | — | — | — | — |
| 52 | Finance & insurance | 10 188 | 142 498 | 561 934 | 780 | 382 | 197 | 97 | 68 | 24 | 8 | 2 | 2 | — |
| 522 | Credit intermediation & related activities | 5 766 | 61 943 | 247 978 | 371 | 132 | 124 | 57 | 38 | 16 | 2 | — | 2 | — |
| 5221 | Depository credit intermediation | 4 445 | 46 250 | 169 113 | 241 | 67 | 90 | 45 | 26 | 9 | 2 | — | 2 | — |
| 52211 | Commercial banking | 3 491 | 38 452 | 137 298 | 133 | 31 | 45 | 28 | 19 | 6 | 2 | — | 2 | — |
| 522110 | Commercial banking | 3 491 | 38 452 | 137 298 | 133 | 31 | 45 | 28 | 19 | 6 | 2 | — | 2 | — |
| 52212 | Savings institutions | 669 | 5 589 | 23 171 | 72 | 14 | 37 | 15 | 5 | 1 | — | — | — | — |
| 522120 | Savings institutions | 669 | 5 589 | 23 171 | 72 | 14 | 37 | 15 | 5 | 1 | — | — | — | — |
| 52213 | Credit unions | 285 | 2 209 | 8 644 | 36 | 22 | 8 | 2 | 2 | 2 | — | — | — | — |
| 522130 | Credit unions | 285 | 2 209 | 8 644 | 36 | 22 | 8 | 2 | 2 | 2 | — | — | — | — |
| 5222 | Nondepository credit intermediation | 1 114 | 13 376 | 67 070 | 96 | 44 | 24 | 12 | 10 | 6 | — | — | — | — |
| 52222 | Sales financing | 312 | 2 679 | 8 777 | 31 | 15 | 7 | 5 | 3 | 1 | — | — | — | — |
| 522220 | Sales financing | 312 | 2 679 | 8 777 | 31 | 15 | 7 | 5 | 3 | 1 | — | — | — | — |
| 52229 | Other nondepository credit intermediation | 802 | 10 697 | 58 293 | 65 | 29 | 17 | 7 | 7 | 5 | — | — | — | — |
| 522292 | Real estate credit | 594 | 8 062 | 44 570 | 42 | 19 | 9 | 3 | 7 | 4 | — | — | — | — |
| 5223 | Activities related to credit intermediation | 207 | 2 317 | 11 795 | 34 | 21 | 10 | — | 2 | 1 | — | — | — | — |

See footnotes at end of table.

Table 6. Counties—Employees, Payroll, and Establishments by Industry: 2001—Con.

[Excludes most government employees, railroad employees, and self-employed persons. Size class 1 to 4 includes establishments with payroll, but no employees, during mid-March pay period. (D) denotes figures withheld to avoid disclosing data for individual companies; the data are included in broader industry totals. Detailed industries with 100 or more employees are shown if industry was not a (D). For explanation of terms, abbreviations, and data reliability/comparability, see introductory text]

| NAICS code | Industry | Number of employees for week including March 12 | Payroll (\$1,000) | | Total number of establishments | Number of establishments by employment-size class | | | | | | | | |
|--|--|---|-------------------|----------------|--------------------------------|---|------------|------------|-----------|-----------|------------|------------|------------|---------------|
| | | | First quarter | Annual | | 1 to 4 | 5 to 9 | 10 to 19 | 20 to 49 | 50 to 99 | 100 to 249 | 250 to 499 | 500 to 999 | 1,000 or more |
| UNION—Con. | | | | | | | | | | | | | | |
| 52 Finance & insurance—Con. | | | | | | | | | | | | | | |
| 523 | Security, commodity contracts & like activity | (G) | (D) | (D) | 135 | 95 | 21 | 7 | 8 | 2 | 2 | — | — | — |
| 5231 | Scrtcy & comdty contracts intermed & brokerage | 725 | 22 672 | 71 300 | 63 | 36 | 11 | 6 | 8 | 1 | 1 | — | — | — |
| 52311 | Investment banking & securities dealing | 295 | 8 248 | 29 114 | 15 | 7 | 3 | 1 | 3 | — | 1 | — | — | — |
| 523110 | Investment banking & securities dealing | 295 | 8 248 | 29 114 | 15 | 7 | 3 | 1 | 3 | — | 1 | — | — | — |
| 52312 | Securities brokerage | 430 | 14 424 | 42 186 | 48 | 29 | 8 | 5 | 5 | 1 | — | — | — | — |
| 523120 | Securities brokerage | 430 | 14 424 | 42 186 | 48 | 29 | 8 | 5 | 5 | 1 | — | — | — | — |
| 5239 | Other financial investment activities | (E) | (D) | (D) | 72 | 59 | 10 | 1 | — | 1 | 1 | — | — | — |
| 52393 | Investment advice | 126 | 1 562 | 7 710 | 33 | 28 | 4 | — | — | 1 | — | — | — | — |
| 523930 | Investment advice | 126 | 1 562 | 7 710 | 33 | 28 | 4 | — | — | 1 | — | — | — | — |
| 52399 | All other financial investment activities | (C) | (D) | (D) | 4 | 2 | 1 | — | — | — | 1 | — | — | — |
| 524 | Insurance carriers & related activities | 2 964 | 46 167 | 185 522 | 269 | 152 | 52 | 32 | 22 | 6 | 4 | 1 | — | — |
| 5241 | Insurance carriers | 1 284 | 23 624 | 84 135 | 40 | 20 | 3 | 4 | 5 | 4 | 3 | 1 | — | — |
| 52411 | Direct life, health, medical insurance carriers | 462 | 9 660 | 30 551 | 19 | 7 | 3 | 2 | 4 | 2 | 1 | — | — | — |
| 52412 | Other direct insurance carriers | 822 | 13 964 | 53 584 | 21 | 13 | — | 2 | 1 | 2 | 2 | 1 | — | — |
| 524126 | Direct property & casualty insurance carriers | 817 | 13 900 | 53 240 | 18 | 10 | — | 2 | 1 | 2 | 2 | 1 | — | — |
| 5242 | Agencies & other insurance related activities | 1 680 | 22 543 | 101 387 | 229 | 132 | 49 | 28 | 17 | 2 | 1 | — | — | — |
| 52421 | Insurance agencies & brokerages | 1 218 | 15 821 | 73 661 | 189 | 111 | 42 | 22 | 13 | 1 | — | — | — | — |
| 524210 | Insurance agencies & brokerages | 1 218 | 15 821 | 73 661 | 189 | 111 | 42 | 22 | 13 | 1 | — | — | — | — |
| 52429 | Other insurance related activities | 462 | 6 722 | 27 726 | 40 | 21 | 7 | 6 | 4 | 1 | 1 | — | — | — |
| 524291 | Claims adjusting | 152 | 1 574 | 6 730 | 15 | 8 | 1 | 4 | 1 | 1 | — | — | — | — |
| 524292 | Insurance & pension funds, third party admin | 167 | 2 071 | 9 478 | 16 | 8 | 3 | 2 | 3 | — | — | — | — | — |
| 524298 | All other insurance related activities | 143 | 3 077 | 11 518 | 9 | 5 | 3 | — | — | — | 1 | — | — | — |
| 525 | Funds, trusts, & other financial vehicles (part) | (E) | (D) | (D) | 5 | 3 | — | 1 | — | — | — | 1 | — | — |
| 5259 | Other investment pools & funds | (E) | (D) | (D) | 5 | 3 | — | 1 | — | — | — | 1 | — | — |
| 52593 | Real estate investment trusts | (E) | (D) | (D) | 3 | 2 | — | — | — | — | — | 1 | — | — |
| 53 | Real estate & rental & leasing | 3 770 | 28 401 | 124 061 | 639 | 448 | 94 | 69 | 19 | 7 | 1 | 1 | — | — |
| 531 | Real estate | 2 464 | 18 059 | 80 739 | 541 | 404 | 74 | 45 | 15 | 2 | 1 | — | — | — |
| 5311 | Lessors of real estate | 1 512 | 9 482 | 42 468 | 322 | 236 | 47 | 28 | 10 | — | 1 | — | — | — |
| 53111 | Lessors of residential buildings & dwellings | 958 | 5 411 | 24 120 | 217 | 163 | 33 | 15 | 5 | — | 1 | — | — | — |
| 531110 | Lessors of residential buildings & dwellings | 958 | 5 411 | 24 120 | 217 | 163 | 33 | 15 | 5 | — | 1 | — | — | — |
| 53112 | Lessors of nonres bldg (exc min Warehouses) | 348 | 2 893 | 13 283 | 75 | 50 | 11 | 12 | 2 | — | — | — | — | — |
| 531120 | Lessors of nonres bldg (exc min Warehouses) | 348 | 2 893 | 13 283 | 75 | 50 | 11 | 12 | 2 | — | — | — | — | — |
| 53119 | Lessors of other real estate property | 150 | 860 | 3 622 | 19 | 13 | 3 | 1 | 2 | — | — | — | — | — |
| 531190 | Lessors of other real estate property | 150 | 860 | 3 622 | 19 | 13 | 3 | 1 | 2 | — | — | — | — | — |
| 5312 | Offices of real estate agents & brokers | 402 | 3 712 | 16 979 | 122 | 97 | 15 | 8 | 2 | — | — | — | — | — |
| 53121 | Offices of real estate agents & brokers | 402 | 3 712 | 16 979 | 122 | 97 | 15 | 8 | 2 | — | — | — | — | — |
| 531210 | Offices of real estate agents & brokers | 402 | 3 712 | 16 979 | 122 | 97 | 15 | 8 | 2 | — | — | — | — | — |
| 5313 | Activities related to real estate | 550 | 4 865 | 21 292 | 97 | 71 | 12 | 9 | 3 | 2 | — | — | — | — |
| 53131 | Real estate property managers | 417 | 3 467 | 14 814 | 60 | 43 | 6 | 7 | 2 | 2 | — | — | — | — |
| 531311 | Residential property managers | 330 | 2 791 | 11 814 | 43 | 32 | 3 | 5 | 1 | 2 | — | — | — | — |
| 532 | Rental & leasing services | 1 287 | 10 107 | 42 672 | 94 | 41 | 20 | 23 | 4 | 5 | — | 1 | — | — |
| 5321 | Automotive equipment rental & leasing | 526 | 2 807 | 11 580 | 29 | 17 | 6 | 3 | 2 | — | — | 1 | — | — |
| 53211 | Passenger car rental & leasing | 402 | 1 729 | 7 097 | 15 | 10 | 4 | — | — | — | — | 1 | — | — |
| 53212 | Truck, utility trailer & RV rental & leasing | 124 | 1 078 | 4 483 | 14 | 7 | 2 | 3 | 2 | — | — | — | — | — |
| 532120 | Truck, utility trailer & RV rental & leasing | 124 | 1 078 | 4 483 | 14 | 7 | 2 | 3 | 2 | — | — | — | — | — |
| 5322 | Consumer goods rental | 335 | 1 892 | 7 382 | 30 | 9 | 6 | 14 | — | 1 | — | — | — | — |
| 53223 | Video tape & disc rental | (C) | (D) | (D) | 16 | 3 | 2 | 11 | — | — | — | — | — | — |
| 5324 | Commercial, industrial equip rental & leasing | 403 | 5 218 | 22 762 | 28 | 11 | 5 | 6 | 2 | 4 | — | — | — | — |
| 53241 | Const, trans, mining equip rental & leasing | 169 | 2 626 | 9 398 | 9 | 3 | 1 | 3 | — | 2 | — | — | — | — |
| 53249 | Oth commercial, industrial equip rental, lease | 140 | 1 423 | 9 167 | 10 | 4 | 1 | 2 | 2 | 1 | — | — | — | — |
| 532490 | Oth commercial, industrial equip rental, lease | 140 | 1 423 | 9 167 | 10 | 4 | 1 | 2 | 2 | 1 | — | — | — | — |
| 54 | Professional, scientific & technical services | 11 577 | 148 263 | 625 355 | 1 662 | 1 174 | 253 | 115 | 79 | 28 | 9 | 4 | — | — |
| 541 | Professional, scientific & technical services | 11 577 | 148 263 | 625 355 | 1 662 | 1 174 | 253 | 115 | 79 | 28 | 9 | 4 | — | — |
| 5411 | Legal services | 2 454 | 27 959 | 126 107 | 419 | 285 | 80 | 29 | 17 | 7 | 1 | — | — | — |
| 54111 | Offices of lawyers | 2 283 | 26 228 | 117 543 | 404 | 278 | 76 | 28 | 15 | 6 | 1 | — | — | — |
| 541110 | Offices of lawyers | 2 283 | 26 228 | 117 543 | 404 | 278 | 76 | 28 | 15 | 6 | 1 | — | — | — |
| 54119 | Other legal services | 171 | 1 731 | 8 564 | 15 | 7 | 4 | 1 | 2 | 1 | — | — | — | — |
| 541191 | Title abstract & settlement offices | 119 | 1 132 | 6 882 | 10 | 5 | 3 | 1 | — | 1 | — | — | — | — |
| 5412 | Accounting, tax prep, bookkeep, payroll services | 1 322 | 11 762 | 51 966 | 195 | 129 | 45 | 11 | 6 | 2 | 1 | 1 | — | — |
| 54121 | Accounting, tax prep, bookkeep, payroll services | 1 322 | 11 762 | 51 966 | 195 | 129 | 45 | 11 | 6 | 2 | 1 | 1 | — | — |
| 541211 | Offices of certified public accountants | 817 | 8 890 | 40 697 | 132 | 80 | 36 | 9 | 5 | 1 | 1 | — | — | — |
| 541219 | Other accounting services | 165 | 1 478 | 6 419 | 44 | 36 | 6 | 1 | — | 1 | — | — | — | — |
| 5413 | Architectural, engineering & related services | 1 931 | 19 587 | 86 103 | 189 | 104 | 38 | 25 | 15 | 4 | 3 | — | — | — |
| 54131 | Architectural services | 247 | 2 566 | 12 084 | 47 | 25 | 12 | 10 | — | — | — | — | — | — |
| 541310 | Architectural services | 247 | 2 566 | 12 084 | 47 | 25 | 12 | 10 | — | — | — | — | — | — |
| 54133 | Engineering services | 700 | 8 567 | 37 817 | 84 | 50 | 14 | 13 | 5 | 1 | 1 | — | — | — |
| 541330 | Engineering services | 700 | 8 567 | 37 817 | 84 | 50 | 14 | 13 | 5 | 1 | 1 | — | — | — |
| 54138 | Testing laboratories | 865 | 7 452 | 31 446 | 21 | 1 | 5 | 1 | 9 | 3 | 2 | — | — | — |
| 541380 | Testing laboratories | 865 | 7 452 | 31 446 | 21 | 1 | 5 | 1 | 9 | 3 | 2 | — | — | — |
| 5414 | Specialized design services | 252 | 2 286 | 12 454 | 60 | 48 | 8 | 2 | 1 | 1 | — | — | — | — |
| 54143 | Graphic design services | 158 | 1 487 | 5 937 | 34 | 28 | 4 | — | 1 | 1 | — | — | — | — |
| 541430 | Graphic design services | 158 | 1 487 | 5 937 | 34 | 28 | 4 | — | 1 | 1 | — | — | — | — |
| 5415 | Computer systems design & related services | 2 334 | 42 073 | 161 773 | 319 | 260 | 27 | 13 | 10 | 5 | 2 | 2 | — | — |
| 54151 | Computer systems design & related services | 2 334 | 42 073 | 161 773 | 319 | 260 | 27 | 13 | 10 | 5 | 2 | 2 | — | — |
| 541511 | Custom computer programming services | 1 570 | 29 071 | 109 362 | 133 | 105 | 9 | 8 | 4 | 1 | 2 | — | — | — |
| 541512 | Computer systems design services | 564 | 9 483 | 37 045 | 126 | 104 | 13 | 3 | 5 | — | 1 | — | — | — |

See footnotes at end of table.

Table 6. Counties—Employees, Payroll, and Establishments by Industry: 2001—Con.

[Excludes most government employees, railroad employees, and self-employed persons. Size class 1 to 4 includes establishments with payroll, but no employees, during mid-March pay period. (D) denotes figures withheld to avoid disclosing data for individual companies; the data are included in broader industry totals. Detailed industries with 100 or more employees are shown if industry was not a (D). For explanation of terms, abbreviations, and data reliability/comparability, see introductory text]

| NAICS code | Industry | Number of employees for week including March 12 | Payroll (\$1,000) | | Total number of establishments | Number of establishments by employment-size class | | | | | | | | | | | |
|------------|---|---|-------------------|----------------|--------------------------------|---|------------|-----------|-----------|-----------|------------|------------|------------|---------------|----------|----------|----------|
| | | | First quarter | Annual | | 1 to 4 | 5 to 9 | 10 to 19 | 20 to 49 | 50 to 99 | 100 to 249 | 250 to 499 | 500 to 999 | 1,000 or more | | | |
| 54 | UNION—Con. | | | | | | | | | | | | | | | | |
| | Professional, scientific & technical services—Con. | | | | | | | | | | | | | | | | |
| 541 | Professional, scientific & technical services—Con. | | | | | | | | | | | | | | | | |
| 5416 | Management, sci & tech consulting services | 1 215 | 18 954 | 74 179 | 259 | 207 | 23 | 12 | 13 | 4 | — | — | — | — | — | — | — |
| 54161 | Management consulting services | 869 | 13 865 | 51 336 | 199 | 159 | 19 | 10 | 9 | 2 | — | — | — | — | — | — | — |
| 541611 | Admin & gen management consulting services | 266 | 5 794 | 19 490 | 66 | 52 | 7 | 4 | 3 | — | — | — | — | — | — | — | — |
| 541612 | Human res & exec search consulting services | 337 | 5 256 | 20 148 | 59 | 43 | 7 | 4 | 5 | — | — | — | — | — | — | — | — |
| 541613 | Marketing consulting services | 143 | 1 429 | 5 694 | 46 | 39 | 4 | 2 | — | 1 | — | — | — | — | — | — | — |
| 54162 | Environmental consulting services | 117 | 1 660 | 6 843 | 14 | 10 | 1 | 1 | 1 | 1 | — | — | — | — | — | — | — |
| 541620 | Environmental consulting services | 117 | 1 660 | 6 843 | 14 | 10 | 1 | 1 | 1 | 1 | — | — | — | — | — | — | — |
| 54169 | Oth scientific & technical consulting services | 229 | 3 429 | 16 000 | 46 | 38 | 3 | 1 | 3 | 1 | — | — | — | — | — | — | — |
| 541690 | Oth scientific & technical consulting services | 229 | 3 429 | 16 000 | 46 | 38 | 3 | 1 | 3 | 1 | — | — | — | — | — | — | — |
| 5417 | Scientific R&D services | 317 | 5 972 | 27 743 | 14 | 10 | — | — | 1 | 1 | 2 | — | — | — | — | — | — |
| 54171 | R&D in physical, engineering & life sciences | (C) | (D) | (D) | 13 | 10 | — | — | 1 | 1 | 1 | — | — | — | — | — | — |
| 54172 | R&D in social sciences & humanities | (C) | (D) | (D) | 1 | — | — | — | — | — | 1 | — | — | — | — | — | — |
| 5418 | Advertising & related services | 845 | 12 795 | 51 457 | 87 | 47 | 16 | 10 | 11 | 3 | — | — | — | — | — | — | — |
| 54181 | Advertising agencies | 272 | 6 550 | 20 216 | 36 | 16 | 12 | 4 | 4 | — | — | — | — | — | — | — | — |
| 541810 | Advertising agencies | 272 | 6 550 | 20 216 | 36 | 16 | 12 | 4 | 4 | — | — | — | — | — | — | — | — |
| 54186 | Direct mail advertising | 209 | 1 572 | 6 513 | 11 | 4 | 1 | 2 | 3 | 1 | — | — | — | — | — | — | — |
| 541860 | Direct mail advertising | 209 | 1 572 | 6 513 | 11 | 4 | 1 | 2 | 3 | 1 | — | — | — | — | — | — | — |
| 5419 | Oth professional, scientific, technical services | 907 | 6 875 | 33 573 | 120 | 84 | 16 | 13 | 5 | 1 | — | — | 1 | — | — | — | — |
| 54191 | Marketing research & public opinion polling | 370 | 2 651 | 13 030 | 17 | 9 | 4 | 2 | 1 | — | — | — | 1 | — | — | — | — |
| 541910 | Marketing research & public opinion polling | 370 | 2 651 | 13 030 | 17 | 9 | 4 | 2 | 1 | — | — | — | 1 | — | — | — | — |
| 54192 | Photographic services | (C) | (D) | (D) | 37 | 27 | 6 | 2 | 1 | 1 | — | — | — | — | — | — | — |
| 541921 | Photography studios, portrait | 171 | 975 | 5 255 | 28 | 19 | 5 | 2 | 1 | 1 | — | — | — | — | — | — | — |
| 54194 | Veterinary services | 242 | 1 953 | 8 778 | 23 | 10 | 4 | 6 | 3 | — | — | — | — | — | — | — | — |
| 541940 | Veterinary services | 242 | 1 953 | 8 778 | 23 | 10 | 4 | 6 | 3 | — | — | — | — | — | — | — | — |
| 54199 | All oth prof, scientific & technical services | 102 | 1 127 | 5 747 | 41 | 36 | 2 | 3 | — | — | — | — | — | — | — | — | — |
| 541990 | All oth prof, scientific & technical services | 102 | 1 127 | 5 747 | 41 | 36 | 2 | 3 | — | — | — | — | — | — | — | — | — |
| 55 | Management of companies & enterprises | 7 045 | 217 747 | 735 299 | 86 | 21 | 11 | 16 | 16 | 8 | 8 | 1 | 4 | 1 | 4 | 1 | 1 |
| 551 | Management of companies & enterprises | 7 045 | 217 747 | 735 299 | 86 | 21 | 11 | 16 | 16 | 8 | 8 | 1 | 4 | 1 | 4 | 1 | 1 |
| 5511 | Management of companies & enterprises | 7 045 | 217 747 | 735 299 | 86 | 21 | 11 | 16 | 16 | 8 | 8 | 1 | 4 | 1 | 4 | 1 | 1 |
| 55111 | Management of companies & enterprises | 7 045 | 217 747 | 735 299 | 86 | 21 | 11 | 16 | 16 | 8 | 8 | 1 | 4 | 1 | 4 | 1 | 1 |
| 551112 | Offices of other holding companies | 630 | 18 013 | 65 294 | 12 | 6 | 3 | — | 2 | — | — | — | 1 | — | — | — | — |
| 551114 | Corp, subsidiary & regional managing offices | 6 415 | 199 734 | 670 005 | 74 | 15 | 8 | 16 | 14 | 8 | 8 | 1 | 3 | 1 | 3 | 1 | 1 |
| 56 | Admin, support, waste mgt, remediation services | 25 237 | 129 674 | 551 134 | 836 | 479 | 121 | 82 | 59 | 42 | 38 | 10 | 3 | 2 | 2 | 2 | 2 |
| 561 | Administrative & support services | 23 730 | 113 483 | 491 563 | 793 | 462 | 112 | 77 | 56 | 39 | 33 | 9 | 3 | 2 | 2 | 2 | 2 |
| 5611 | Office administrative services | 903 | 9 219 | 35 770 | 70 | 37 | 12 | 10 | 6 | 4 | 1 | — | — | — | — | — | — |
| 56111 | Office administrative services | 903 | 9 219 | 35 770 | 70 | 37 | 12 | 10 | 6 | 4 | 1 | — | — | — | — | — | — |
| 561110 | Office administrative services | 903 | 9 219 | 35 770 | 70 | 37 | 12 | 10 | 6 | 4 | 1 | — | — | — | — | — | — |
| 5612 | Facilities support services | 236 | 1 896 | 7 931 | 3 | — | 1 | — | — | 1 | 1 | — | — | — | — | — | — |
| 56121 | Facilities support services | 236 | 1 896 | 7 931 | 3 | — | 1 | — | — | 1 | 1 | — | — | — | — | — | — |
| 561210 | Facilities support services | 236 | 1 896 | 7 931 | 3 | — | 1 | — | — | 1 | 1 | — | — | — | — | — | — |
| 5613 | Employment services | 9 792 | 44 615 | 162 212 | 105 | 33 | 12 | 8 | 15 | 17 | 16 | 2 | 1 | 1 | 1 | 1 | 1 |
| 56131 | Employment placement agencies | 5 065 | 20 234 | 60 041 | 38 | 14 | 7 | 4 | 6 | 3 | 3 | — | — | — | — | — | — |
| 561310 | Employment placement agencies | 5 065 | 20 234 | 60 041 | 38 | 14 | 7 | 4 | 6 | 3 | 3 | — | — | — | — | — | — |
| 56132 | Temporary help services | 4 410 | 22 589 | 94 735 | 54 | 13 | 4 | 1 | 9 | 12 | 12 | 2 | 1 | — | — | — | — |
| 561320 | Temporary help services | 4 410 | 22 589 | 94 735 | 54 | 13 | 4 | 1 | 9 | 12 | 12 | 2 | 1 | — | — | — | — |
| 56133 | Employee leasing services | 317 | 1 792 | 7 436 | 13 | 6 | 1 | 3 | — | 2 | 1 | — | — | — | — | — | — |
| 561330 | Employee leasing services | 317 | 1 792 | 7 436 | 13 | 6 | 1 | 3 | — | 2 | 1 | — | — | — | — | — | — |
| 5614 | Business support services | 2 035 | 12 764 | 94 275 | 63 | 27 | 12 | 11 | 4 | 3 | 4 | 2 | — | — | — | — | — |
| 56142 | Telephone call centers | 477 | 1 551 | 7 136 | 7 | 2 | 1 | 1 | — | — | 2 | — | — | — | — | — | — |
| 561422 | Telemarketing bureaus | 448 | 1 352 | 6 484 | 4 | — | — | 1 | — | — | 2 | — | — | — | — | — | — |
| 56143 | Business service centers | 735 | 4 691 | 12 991 | 20 | 6 | 5 | 3 | 3 | 1 | 1 | 1 | — | — | — | — | — |
| 561431 | Private mail centers | 521 | 2 919 | 5 696 | 6 | 1 | 1 | — | 2 | 1 | — | 1 | — | — | — | — | — |
| 561439 | Oth business service centers (incl copy shops) | 214 | 1 772 | 7 295 | 14 | 5 | 4 | 3 | 1 | — | 1 | — | — | — | — | — | — |
| 56145 | Credit bureaus | (F) | (D) | (D) | 5 | 2 | — | — | — | 1 | 1 | 1 | — | — | — | — | — |
| 56149 | Other business support services | (C) | (D) | (D) | 13 | 7 | 4 | 1 | — | 1 | — | — | — | — | — | — | — |
| 5615 | Travel arrangement & reservation services | 362 | 2 237 | 8 763 | 86 | 65 | 12 | 7 | 2 | — | — | — | — | — | — | — | — |
| 56151 | Travel agencies | 307 | 1 776 | 7 383 | 76 | 59 | 10 | 5 | 2 | — | — | — | — | — | — | — | — |
| 561510 | Travel agencies | 307 | 1 776 | 7 383 | 76 | 59 | 10 | 5 | 2 | — | — | — | — | — | — | — | — |
| 5616 | Investigation & security services | 2 498 | 15 743 | 59 659 | 57 | 22 | 6 | 10 | 7 | 4 | 5 | 3 | — | — | — | — | — |
| 56161 | Investigation, guard & armored car services | 1 822 | 10 518 | 39 094 | 37 | 15 | 3 | 5 | 5 | 3 | 4 | 2 | — | — | — | — | — |
| 561611 | Investigation services | 118 | 418 | 1 824 | 14 | 10 | 1 | — | 3 | — | — | — | — | — | — | — | — |
| 561612 | Security guards & patrol services | 1 164 | 5 824 | 23 486 | 17 | 5 | 1 | 3 | 2 | 2 | 3 | 1 | — | — | — | — | — |
| 561613 | Armored car services | 540 | 4 276 | 13 784 | 6 | — | 1 | 2 | — | 1 | 1 | 1 | — | — | — | — | — |
| 56162 | Security systems services | 676 | 5 225 | 20 565 | 20 | 7 | 3 | 5 | 2 | 1 | 1 | 1 | — | — | — | — | — |
| 561621 | Security systems services (except locksmiths) | 632 | 4 780 | 18 726 | 14 | 5 | — | 5 | 1 | 1 | 1 | 1 | — | — | — | — | — |
| 5617 | Services to buildings & dwellings | 5 810 | 17 051 | 86 965 | 353 | 251 | 48 | 24 | 18 | 6 | 3 | 1 | 1 | 1 | 1 | 1 | 1 |
| 56171 | Exterminating & pest control services | 178 | 1 309 | 6 058 | 25 | 16 | 5 | — | 4 | — | — | — | — | — | — | — | — |
| 561710 | Exterminating & pest control services | 178 | 1 309 | 6 058 | 25 | 16 | 5 | — | 4 | — | — | — | — | — | — | — | — |
| 56172 | Janitorial services | 5 036 | 12 855 | 56 048 | 119 | 59 | 23 | 16 | 10 | 5 | 3 | 1 | 1 | 1 | 1 | 1 | 1 |
| 561720 | Janitorial services | 5 036 | 12 855 | 56 048 | 119 | 59 | 23 | 16 | 10 | 5 | 3 | 1 | 1 | 1 | 1 | 1 | 1 |
| 56173 | Landscaping services | 454 | 1 999 | 18 314 | 184 | 156 | 18 | 7 | 3 | — | — | — | — | — | — | — | — |
| 561730 | Landscaping services | 454 | 1 999 | 18 314 | 184 | 156 | 18 | 7 | 3 | — | — | — | — | — | — | — | — |
| 5619 | Other support services | 2 094 | 9 958 | 35 988 | 56 | 27 | 9 | 7 | 4 | 4 | 3 | 1 | 1 | — | — | — | — |
| 56191 | Packaging & labeling services | 523 | 2 361 | 8 329 | 9 | 3 | — | 1 | 1 | 2 | 2 | — | | | | | |

Table 6. Counties—Employees, Payroll, and Establishments by Industry: 2001—Con.

[Excludes most government employees, railroad employees, and self-employed persons. Size class 1 to 4 includes establishments with payroll, but no employees, during mid-March pay period. (D) denotes figures withheld to avoid disclosing data for individual companies; the data are included in broader industry totals. Detailed industries with 100 or more employees are shown if industry was not a (D). For explanation of terms, abbreviations, and data reliability/comparability, see introductory text]

| NAICS code | Industry | Number of employees for week including March 12 | Payroll (\$1,000) | | Total number of establishments | Number of establishments by employment-size class | | | | | | | | |
|--|--|---|-------------------|----------------|--------------------------------|---|------------|------------|------------|-----------|------------|------------|------------|---------------|
| | | | First quarter | Annual | | 1 to 4 | 5 to 9 | 10 to 19 | 20 to 49 | 50 to 99 | 100 to 249 | 250 to 499 | 500 to 999 | 1,000 or more |
| UNION—Con. | | | | | | | | | | | | | | |
| 62 Health care and social assistance—Con. | | | | | | | | | | | | | | |
| 624 | Social assistance | (H) | (D) | (D) | 208 | 69 | 50 | 47 | 25 | 12 | 2 | 3 | — | — |
| 6241 | Individual & family services | 1 122 | 5 551 | 23 828 | 69 | 27 | 15 | 12 | 9 | 4 | 2 | — | — | — |
| 62412 | Services for elderly & disabled persons | 495 | 2 169 | 9 603 | 22 | 7 | 7 | 4 | 1 | 1 | 2 | — | — | — |
| 62419 | Other individual & family services | 549 | 2 732 | 11 565 | 39 | 16 | 6 | 7 | 8 | 2 | — | — | — | — |
| 624190 | Other individual & family services | 549 | 2 732 | 11 565 | 39 | 16 | 6 | 7 | 8 | 2 | — | — | — | — |
| 6242 | Community, emergency & other relief services .. | (E) | (D) | (D) | 21 | 9 | 5 | 3 | 3 | 1 | — | — | — | — |
| 62421 | Community food services | 160 | 772 | 3 440 | 9 | 5 | 1 | 1 | 1 | 1 | — | — | — | — |
| 624210 | Community food services | 160 | 772 | 3 440 | 9 | 5 | 1 | 1 | 1 | 1 | — | — | — | — |
| 6243 | Vocational rehabilitation services | 791 | 2 904 | 11 715 | 10 | 1 | 2 | 5 | — | — | — | 2 | — | — |
| 62431 | Vocational rehabilitation services | 791 | 2 904 | 11 715 | 10 | 1 | 2 | 5 | — | — | — | 2 | — | — |
| 624310 | Vocational rehabilitation services | 791 | 2 904 | 11 715 | 10 | 1 | 2 | 5 | — | — | — | 2 | — | — |
| 6244 | Child day care services | 1 774 | 7 083 | 30 107 | 108 | 32 | 28 | 27 | 13 | 7 | — | 1 | — | — |
| 62441 | Child day care services | 1 774 | 7 083 | 30 107 | 108 | 32 | 28 | 27 | 13 | 7 | — | 1 | — | — |
| 624410 | Child day care services | 1 774 | 7 083 | 30 107 | 108 | 32 | 28 | 27 | 13 | 7 | — | 1 | — | — |
| 71 | Arts, entertainment & recreation | 1 774 | 6 512 | 47 463 | 118 | 71 | 9 | 13 | 12 | 10 | 2 | 1 | — | — |
| 711 | Performing arts, spectator sports & related industries | 168 | 713 | 15 577 | 34 | 23 | 4 | 4 | 3 | — | — | — | — | — |
| 7111 | Performing arts companies | 124 | 510 | 2 713 | 16 | 8 | 3 | 2 | 3 | — | — | — | — | — |
| 713 | Amusement, gambling & recreation industries | 1 563 | 5 667 | 31 296 | 77 | 43 | 5 | 8 | 8 | 10 | 2 | 1 | — | — |
| 7139 | Other amusement & recreation industries | (G) | (D) | (D) | 74 | 42 | 5 | 7 | 8 | 9 | 2 | 1 | — | — |
| 71391 | Golf courses & country clubs | 473 | 2 435 | 15 702 | 7 | 1 | — | — | 1 | 3 | 2 | — | — | — |
| 713910 | Golf courses & country clubs | 473 | 2 435 | 15 702 | 7 | 1 | — | — | 1 | 3 | 2 | — | — | — |
| 71394 | Fitness & recreational sports centers | 845 | 2 585 | 11 991 | 48 | 29 | 4 | 4 | 5 | 5 | — | 1 | — | — |
| 713940 | Fitness & recreational sports centers | 845 | 2 585 | 11 991 | 48 | 29 | 4 | 4 | 5 | 5 | — | 1 | — | — |
| 72 | Accommodation & food services | 10 765 | 36 192 | 151 829 | 979 | 515 | 178 | 132 | 119 | 28 | 6 | 1 | — | — |
| 721 | Accommodation | 999 | 4 853 | 20 236 | 44 | 15 | 6 | 13 | 6 | 1 | 3 | — | — | — |
| 7211 | Traveler accommodation | (F) | (D) | (D) | 40 | 12 | 5 | 13 | 6 | 1 | 3 | — | — | — |
| 72111 | Hotels (exc casino hotels) & motels | 978 | 4 738 | 19 557 | 39 | 12 | 5 | 12 | 6 | 1 | 3 | — | — | — |
| 721110 | Hotels (exc casino hotels) & motels | 978 | 4 738 | 19 557 | 39 | 12 | 5 | 12 | 6 | 1 | 3 | — | — | — |
| 722 | Food services & drinking places | 9 766 | 31 339 | 131 593 | 935 | 500 | 172 | 119 | 113 | 27 | 3 | 1 | — | — |
| 7221 | Full-service restaurants | 4 029 | 13 715 | 56 206 | 310 | 129 | 72 | 51 | 42 | 14 | 2 | — | — | — |
| 72211 | Full-service restaurants | 4 029 | 13 715 | 56 206 | 310 | 129 | 72 | 51 | 42 | 14 | 2 | — | — | — |
| 722110 | Full-service restaurants | 4 029 | 13 715 | 56 206 | 310 | 129 | 72 | 51 | 42 | 14 | 2 | — | — | — |
| 7222 | Limited-service eating places | 3 803 | 10 481 | 44 909 | 379 | 209 | 59 | 48 | 57 | 4 | 1 | 1 | — | — |
| 72221 | Limited-service eating places | 3 803 | 10 481 | 44 909 | 379 | 209 | 59 | 48 | 57 | 4 | 1 | 1 | — | — |
| 722211 | Limited-service restaurants | 3 121 | 8 273 | 35 605 | 281 | 156 | 43 | 27 | 49 | 4 | 1 | 1 | — | — |
| 7223 | Special food services | 1 455 | 5 630 | 23 848 | 119 | 61 | 22 | 16 | 11 | 9 | — | — | — | — |
| 72231 | Food service contractors | 1 064 | 4 310 | 17 225 | 83 | 36 | 18 | 15 | 8 | 6 | — | — | — | — |
| 722310 | Food service contractors | 1 064 | 4 310 | 17 225 | 83 | 36 | 18 | 15 | 8 | 6 | — | — | — | — |
| 72232 | Caterers | 341 | 1 030 | 5 436 | 21 | 13 | 2 | 1 | 2 | 3 | — | — | — | — |
| 722320 | Caterers | 341 | 1 030 | 5 436 | 21 | 13 | 2 | 1 | 2 | 3 | — | — | — | — |
| 7224 | Drinking places (alcoholic beverages) | 479 | 1 513 | 6 630 | 127 | 101 | 19 | 4 | 3 | — | — | — | — | — |
| 72241 | Drinking places (alcoholic beverages) | 479 | 1 513 | 6 630 | 127 | 101 | 19 | 4 | 3 | — | — | — | — | — |
| 722410 | Drinking places (alcoholic beverages) | 479 | 1 513 | 6 630 | 127 | 101 | 19 | 4 | 3 | — | — | — | — | — |
| 81 | Other services (except public administration) | 10 426 | 58 973 | 243 911 | 1 500 | 997 | 264 | 138 | 72 | 21 | 7 | 1 | — | — |
| 811 | Repair & maintenance | 3 191 | 25 056 | 102 178 | 523 | 357 | 95 | 47 | 19 | 3 | 1 | 1 | — | — |
| 8111 | Automotive repair & maintenance | 2 188 | 15 824 | 63 839 | 377 | 263 | 73 | 30 | 8 | 1 | 1 | 1 | — | — |
| 81111 | Automotive mechanical & electrical R&M | 1 062 | 7 561 | 31 147 | 216 | 170 | 37 | 7 | 1 | — | — | 1 | — | — |
| 811111 | General automotive repair | 976 | 6 877 | 28 355 | 192 | 154 | 29 | 7 | 1 | — | — | 1 | — | — |
| 811112 | Automotive body, paint, interior & glass repair | 637 | 5 320 | 21 575 | 98 | 55 | 22 | 16 | 4 | 1 | — | — | — | — |
| 8111121 | Automotive body, paint & interior R&M | 616 | 5 103 | 20 786 | 91 | 49 | 22 | 15 | 4 | 1 | — | — | — | — |
| 811119 | Other automotive R&M | 489 | 2 943 | 11 117 | 63 | 38 | 14 | 7 | 3 | — | 1 | — | — | — |
| 8111192 | Car washes | 244 | 965 | 4 316 | 44 | 30 | 7 | 4 | 3 | — | — | — | — | — |
| 8111198 | All other automotive R&M | 168 | 1 688 | 5 941 | 7 | 4 | 1 | 1 | — | — | 1 | — | — | — |
| 8112 | Electronic & precision equipment R&M | 167 | 1 589 | 6 769 | 33 | 25 | 3 | 2 | 3 | — | — | — | — | — |
| 81121 | Electronic & precision equipment R&M | 167 | 1 589 | 6 769 | 33 | 25 | 3 | 2 | 3 | — | — | — | — | — |
| 8113 | Commercial equipment (exc auto & elec) R&M | 532 | 4 874 | 20 588 | 55 | 31 | 8 | 8 | 7 | 1 | — | — | — | — |
| 81131 | Commercial equipment (exc auto & elec) R&M | 532 | 4 874 | 20 588 | 55 | 31 | 8 | 8 | 7 | 1 | — | — | — | — |
| 811310 | Commercial equipment (exc auto & elec) R&M | 532 | 4 874 | 20 588 | 55 | 31 | 8 | 8 | 7 | 1 | — | — | — | — |
| 8114 | Personal & household goods R&M | 304 | 2 769 | 10 982 | 58 | 38 | 11 | 7 | 1 | 1 | — | — | — | — |
| 81149 | Other personal & household goods R&M | 187 | 1 948 | 7 436 | 26 | 16 | 4 | 4 | 1 | 1 | — | — | — | — |
| 811490 | Other personal & household goods R&M | 187 | 1 948 | 7 436 | 26 | 16 | 4 | 4 | 1 | 1 | — | — | — | — |
| 812 | Personal & laundry services | 2 769 | 13 447 | 56 337 | 553 | 408 | 90 | 34 | 15 | 3 | 3 | — | — | — |
| 8121 | Personal care services | 1 026 | 3 619 | 15 449 | 286 | 215 | 52 | 14 | 4 | 1 | — | — | — | — |
| 81211 | Hair, nail & skin care services | 961 | 3 347 | 14 198 | 262 | 197 | 46 | 14 | 4 | 1 | — | — | — | — |
| 812112 | Beauty salons | 872 | 3 098 | 13 106 | 212 | 150 | 43 | 14 | 4 | 1 | — | — | — | — |
| 8122 | Death care services | 285 | 2 773 | 11 086 | 50 | 32 | 9 | 7 | 2 | — | — | — | — | — |
| 81221 | Funeral homes | 138 | 1 543 | 5 811 | 36 | 25 | 8 | 3 | — | — | — | — | — | — |
| 812210 | Funeral homes | 138 | 1 543 | 5 811 | 36 | 25 | 8 | 3 | — | — | — | — | — | — |
| 81222 | Cemeteries & crematories | 147 | 1 230 | 5 275 | 14 | 7 | 1 | 4 | 2 | — | — | — | — | — |
| 812220 | Cemeteries & crematories | 147 | 1 230 | 5 275 | 14 | 7 | 1 | 4 | 2 | — | — | — | — | — |

See footnotes at end of table.

Table 6. Counties—Employees, Payroll, and Establishments by Industry: 2001—Con.

[Excludes most government employees, railroad employees, and self-employed persons. Size class 1 to 4 includes establishments with payroll, but no employees, during mid-March pay period. (D) denotes figures withheld to avoid disclosing data for individual companies; the data are included in broader industry totals. Detailed industries with 100 or more employees are shown if industry was not a (D). For explanation of terms, abbreviations, and data reliability/comparability, see introductory text]

| NAICS code | Industry | Number of employees for week including March 12 | Payroll (\$1,000) | | Total number of establishments | Number of establishments by employment-size class | | | | | | | | | |
|-------------------|---|---|-------------------|------------------|--------------------------------|---|------------|------------|------------|-----------|------------|------------|------------|---------------|--|
| | | | First quarter | Annual | | 1 to 4 | 5 to 9 | 10 to 19 | 20 to 49 | 50 to 99 | 100 to 249 | 250 to 499 | 500 to 999 | 1,000 or more | |
| UNION—Con. | | | | | | | | | | | | | | | |
| 81 | Other services (except public administration)—Con. | | | | | | | | | | | | | | |
| 812 | Personal & laundry services—Con. | | | | | | | | | | | | | | |
| 8123 | Drycleaning & laundry services | 832 | 4 337 | 18 941 | 143 | 113 | 17 | 7 | 3 | 1 | 2 | — | — | — | |
| 81231 | Coin-operated laundries & drycleaners | 130 | 499 | 2 293 | 48 | 38 | 8 | 2 | — | — | — | — | — | — | |
| 812310 | Coin-operated laundries & drycleaners | 130 | 499 | 2 293 | 48 | 38 | 8 | 2 | — | — | — | — | — | — | |
| 81232 | Drycleaning & laundry services (exc coin-op) | 317 | 1 383 | 5 719 | 88 | 73 | 9 | 3 | — | — | — | — | — | — | |
| 812320 | Drycleaning & laundry services (exc coin-op) | 317 | 1 383 | 5 719 | 88 | 73 | 9 | 3 | — | — | — | — | — | — | |
| 81233 | Linen & uniform supply | 385 | 2 455 | 10 929 | 7 | 2 | — | 2 | — | 1 | 2 | — | — | — | |
| 8129 | Other personal services | 626 | 2 718 | 10 861 | 74 | 48 | 12 | 6 | 6 | 1 | 1 | — | — | — | |
| 81292 | Photofinishing | 115 | 773 | 3 339 | 18 | 10 | 5 | 1 | 2 | — | — | — | — | — | |
| 81299 | All other personal services | 410 | 1 579 | 5 820 | 42 | 29 | 6 | 3 | 2 | 1 | 1 | — | — | — | |
| 812990 | All other personal services | 410 | 1 579 | 5 820 | 42 | 29 | 6 | 3 | 2 | 1 | 1 | — | — | — | |
| 813 | Religious, grantmaking, civic, prof & like organizations | 4 466 | 20 470 | 85 396 | 424 | 232 | 79 | 57 | 38 | 15 | 3 | — | — | — | |
| 8131 | Religious organizations | 2 560 | 9 878 | 39 029 | 228 | 113 | 46 | 29 | 30 | 10 | — | — | — | — | |
| 81311 | Religious organizations | 2 560 | 9 878 | 39 029 | 228 | 113 | 46 | 29 | 30 | 10 | — | — | — | — | |
| 813110 | Religious organizations | 2 560 | 9 878 | 39 029 | 228 | 113 | 46 | 29 | 30 | 10 | — | — | — | — | |
| 8132 | Grantmaking & giving services | 185 | 1 780 | 8 083 | 28 | 16 | 5 | 6 | 1 | — | — | — | — | — | |
| 81321 | Grantmaking & giving services | 185 | 1 780 | 8 083 | 28 | 16 | 5 | 6 | 1 | — | — | — | — | — | |
| 8134 | Civic & social organizations | 943 | 2 742 | 11 945 | 26 | 10 | 1 | 5 | 3 | 4 | 3 | — | — | — | |
| 81341 | Civic & social organizations | 943 | 2 742 | 11 945 | 26 | 10 | 1 | 5 | 3 | 4 | 3 | — | — | — | |
| 813410 | Civic & social organizations | 943 | 2 742 | 11 945 | 26 | 10 | 1 | 5 | 3 | 4 | 3 | — | — | — | |
| 8139 | Business, labor, political, like organizations | 708 | 5 521 | 24 037 | 128 | 86 | 22 | 15 | 4 | 1 | — | — | — | — | |
| 81393 | Labor unions & similar labor organizations | 402 | 3 471 | 14 950 | 62 | 34 | 14 | 12 | 2 | — | — | — | — | — | |
| 813930 | Labor unions & similar labor organizations | 402 | 3 471 | 14 950 | 62 | 34 | 14 | 12 | 2 | — | — | — | — | — | |
| 81399 | Oth similar organizations (exc business, prof, labor, pol) | 176 | 630 | 2 748 | 26 | 21 | 1 | 1 | 2 | 1 | — | — | — | — | |
| 813990 | Oth similar organizations (exc business, prof, labor, pol) | 176 | 630 | 2 748 | 26 | 21 | 1 | 1 | 2 | 1 | — | — | — | — | |
| 95 | Auxiliaries (exc corporate, subsidiary & regional mgt) | 9 441 | 230 966 | 855 760 | 44 | 10 | 9 | 2 | 5 | 4 | 7 | 4 | 1 | 2 | |
| 99 | Unclassified establishments | (C) | (D) | (D) | 130 | 124 | 6 | — | — | — | — | — | — | — | |
| WARREN | | | | | | | | | | | | | | | |
| | Total | 31 400 | 274 759 | 1 158 553 | 2 768 | 1 689 | 499 | 279 | 195 | 66 | 25 | 10 | 4 | 1 | |
| 11 | Forestry, fishing, hunting, and agriculture support | (B) | (D) | (D) | 7 | 6 | — | 1 | — | — | — | — | — | — | |
| 21 | Mining | (C) | (D) | (D) | 7 | 3 | — | 2 | 2 | — | — | — | — | — | |
| 212 | Mining (except oil & gas) | (C) | (D) | (D) | 6 | 2 | — | 2 | 2 | — | — | — | — | — | |
| 2123 | Nonmetallic mineral mining & quarrying | (C) | (D) | (D) | 6 | 2 | — | 2 | 2 | — | — | — | — | — | |
| 22 | Utilities | 187 | 3 263 | 13 450 | 8 | 3 | 1 | 1 | 1 | 2 | — | — | — | — | |
| 221 | Utilities | 187 | 3 263 | 13 450 | 8 | 3 | 1 | 1 | 1 | 2 | — | — | — | — | |
| 2211 | Elec pwr generation, transmsn & distribution | (C) | (D) | (D) | 4 | 1 | 1 | — | 1 | 1 | — | — | — | — | |
| 22112 | Electric pwr transmsn, control & distribution | (C) | (D) | (D) | 4 | 1 | 1 | — | 1 | 1 | — | — | — | — | |
| 23 | Construction | 1 507 | 10 760 | 56 732 | 383 | 305 | 47 | 20 | 9 | 1 | 1 | — | — | — | |
| 233 | Building, developing & general contracting | 306 | 2 470 | 10 009 | 93 | 74 | 13 | 2 | 4 | — | — | — | — | — | |
| 2332 | Residential building construction | (C) | (D) | (D) | 68 | 58 | 9 | 1 | — | — | — | — | — | — | |
| 23321 | Single-family housing construction | 137 | 780 | 3 610 | 64 | 55 | 8 | 1 | — | — | — | — | — | — | |
| 233210 | Single-family housing construction | 137 | 780 | 3 610 | 64 | 55 | 8 | 1 | — | — | — | — | — | — | |
| 2333 | Nonresidential building construction | 156 | 1 633 | 6 038 | 23 | 14 | 4 | 1 | 4 | — | — | — | — | — | |
| 23332 | Commercial & institutional bldg construction | 111 | 1 224 | 4 493 | 18 | 12 | 3 | — | 3 | — | — | — | — | — | |
| 233320 | Commercial & institutional bldg construction | 111 | 1 224 | 4 493 | 18 | 12 | 3 | — | 3 | — | — | — | — | — | |
| 234 | Heavy construction | 115 | 1 157 | 12 435 | 15 | 11 | 1 | 1 | 2 | — | — | — | — | — | |
| 235 | Special trade contractors | 1 086 | 7 133 | 34 288 | 275 | 220 | 33 | 17 | 3 | 1 | 1 | — | — | — | |
| 2351 | Plumbing, heating & AC contractor | 176 | 1 550 | 7 137 | 50 | 41 | 4 | 5 | — | — | — | — | — | — | |
| 23511 | Plumbing, heating & AC contractor | 176 | 1 550 | 7 137 | 50 | 41 | 4 | 5 | — | — | — | — | — | — | |
| 235110 | Plumbing, heating & AC contractor | 176 | 1 550 | 7 137 | 50 | 41 | 4 | 5 | — | — | — | — | — | — | |
| 2353 | Electrical contractors | 263 | 2 210 | 10 711 | 42 | 29 | 7 | 4 | 1 | 1 | — | — | — | — | |
| 23531 | Electrical contractors | 263 | 2 210 | 10 711 | 42 | 29 | 7 | 4 | 1 | 1 | — | — | — | — | |
| 235310 | Electrical contractors | 263 | 2 210 | 10 711 | 42 | 29 | 7 | 4 | 1 | 1 | — | — | — | — | |
| 2354 | Masonry, drywall, insulation, tile contractors | 218 | 695 | 3 421 | 42 | 34 | 5 | 1 | — | 1 | — | — | — | — | |
| 23542 | Drywall, acoustical & insulation contractors | 143 | 405 | 1 926 | 17 | 13 | 2 | 1 | — | — | 1 | — | — | — | |
| 235420 | Drywall, acoustical & insulation contractors | 143 | 405 | 1 926 | 17 | 13 | 2 | 1 | — | — | 1 | — | — | — | |
| 2355 | Carpentry & floor contractors | 161 | 890 | 3 718 | 53 | 42 | 9 | 2 | — | — | — | — | — | — | |
| 23551 | Carpentry contractors | 113 | 607 | 2 541 | 43 | 37 | 5 | 1 | — | — | — | — | — | — | |
| 235510 | Carpentry contractors | 113 | 607 | 2 541 | 43 | 37 | 5 | 1 | — | — | — | — | — | — | |

See footnotes at end of table.

Table 6. Counties—Employees, Payroll, and Establishments by Industry: 2001—Con.

[Excludes most government employees, railroad employees, and self-employed persons. Size class 1 to 4 includes establishments with payroll, but no employees, during mid-March pay period. (D) denotes figures withheld to avoid disclosing data for individual companies; the data are included in broader industry totals. Detailed industries with 100 or more employees are shown if industry was not a (D). For explanation of terms, abbreviations, and data reliability/comparability, see introductory text]

| NAICS code | Industry | Number of employees for week including March 12 | Payroll (\$1,000) | | Total number of establishments | Number of establishments by employment-size class | | | | | | | | | |
|--------------------|---|---|-------------------|----------------|--------------------------------|---|-----------|-----------|-----------|-----------|------------|------------|------------|---------------|--|
| | | | First quarter | Annual | | 1 to 4 | 5 to 9 | 10 to 19 | 20 to 49 | 50 to 99 | 100 to 249 | 250 to 499 | 500 to 999 | 1,000 or more | |
| WARREN—Con. | | | | | | | | | | | | | | | |
| 31-33 | Manufacturing | 6 618 | 72 118 | 303 348 | 145 | 37 | 24 | 21 | 33 | 15 | 8 | 5 | 2 | - | |
| 311 | Food mfg | (F) | (D) | (D) | 4 | 2 | - | - | 1 | - | - | - | 1 | - | |
| 3113 | Sugar & confectionery product mfg | (F) | (D) | (D) | 2 | 1 | - | - | - | - | - | - | 1 | - | |
| 31133 | Confectionery mfg from purchased chocolate | (F) | (D) | (D) | 1 | - | - | - | - | - | - | - | 1 | - | |
| 313 | Textile mills | (C) | (D) | (D) | 2 | - | - | - | - | 1 | 1 | - | - | - | |
| 3133 | Textile, fabric finishing, fabric coating mills | (C) | (D) | (D) | 1 | - | - | - | - | - | 1 | - | - | - | |
| 31331 | Textile & fabric finishing mills | (C) | (D) | (D) | 1 | - | - | - | - | - | 1 | - | - | - | |
| 322 | Paper mfg | 238 | 2 302 | 9 520 | 4 | - | - | 1 | 1 | 1 | 1 | - | - | - | |
| 3222 | Converted paper product mfg | (C) | (D) | (D) | 3 | - | - | 1 | 1 | - | 1 | - | - | - | |
| 32221 | Paperboard container mfg | (C) | (D) | (D) | 3 | - | - | 1 | 1 | - | 1 | - | - | - | |
| 323 | Printing & related support activities | 145 | 1 139 | 4 655 | 14 | 6 | 5 | - | 2 | 1 | - | - | - | - | |
| 3231 | Printing & related support activities | 145 | 1 139 | 4 655 | 14 | 6 | 5 | - | 2 | 1 | - | - | - | - | |
| 32311 | Printing | 145 | 1 139 | 4 655 | 14 | 6 | 5 | - | 2 | 1 | - | - | - | - | |
| 325 | Chemical mfg | 1 284 | 17 174 | 70 797 | 9 | 1 | - | 1 | 1 | 2 | 2 | 2 | - | - | |
| 3251 | Basic chemical mfg | (C) | (D) | (D) | 1 | - | - | - | - | - | 1 | - | - | - | |
| 32518 | Other basic inorganic chemical mfg | (C) | (D) | (D) | 1 | - | - | - | - | - | 1 | - | - | - | |
| 3254 | Pharmaceutical & medicine mfg | (F) | (D) | (D) | 2 | - | - | - | - | 1 | - | 1 | - | - | |
| 32541 | Pharmaceutical & medicine mfg | (F) | (D) | (D) | 2 | - | - | - | - | 1 | - | 1 | - | - | |
| 3255 | Paint, coating & adhesive mfg | (C) | (D) | (D) | 1 | - | - | - | - | - | 1 | - | - | - | |
| 32551 | Paint & coating mfg | (C) | (D) | (D) | 1 | - | - | - | - | - | 1 | - | - | - | |
| 3256 | Soap, cleaners & toilet preparation mfg | 394 | 4 419 | 17 751 | 4 | 1 | - | - | 1 | 1 | - | 1 | - | - | |
| 32561 | Soap & cleaning compound mfg | (E) | (D) | (D) | 3 | - | - | - | 1 | 1 | - | 1 | - | - | |
| 326 | Plastics & rubber products mfg | 960 | 9 912 | 40 503 | 10 | 2 | 1 | - | 2 | 2 | 2 | 1 | - | - | |
| 3261 | Plastics product mfg | (F) | (D) | (D) | 9 | 2 | - | - | 2 | 2 | 2 | 1 | - | - | |
| 32616 | Plastics bottle mfg | (E) | (D) | (D) | 3 | - | - | - | 1 | 1 | 1 | - | - | - | |
| 32619 | Other plastics product mfg | (F) | (D) | (D) | 4 | 1 | - | - | 1 | - | 1 | 1 | - | - | |
| 327 | Nonmetallic mineral product mfg | 285 | 2 782 | 11 400 | 11 | 1 | 2 | 3 | 4 | 1 | - | - | - | - | |
| 3273 | Cement & concrete product mfg | 161 | 1 351 | 5 856 | 5 | - | 1 | 2 | 1 | 1 | - | - | - | - | |
| 32733 | Concrete pipe, brick & block mfg | (C) | (D) | (D) | 2 | - | 1 | - | - | 1 | - | - | - | - | |
| 331 | Primary metal mfg | 399 | 3 899 | 15 354 | 6 | 1 | 1 | 2 | - | 1 | - | 1 | - | - | |
| 3315 | Foundries | (E) | (D) | (D) | 2 | 1 | - | - | - | - | - | 1 | - | - | |
| 33151 | Ferrous metal foundries | (E) | (D) | (D) | 2 | 1 | - | - | - | - | - | 1 | - | - | |
| 332 | Fabricated metal product mfg | 518 | 4 736 | 19 960 | 22 | 6 | 6 | 2 | 5 | 2 | 1 | - | - | - | |
| 3321 | Forging & stamping | (C) | (D) | (D) | 2 | - | 1 | - | - | - | 1 | - | - | - | |
| 33211 | Forging & stamping | (C) | (D) | (D) | 2 | - | 1 | - | - | - | 1 | - | - | - | |
| 3327 | Mach shops, turn prod, screw, nut, bolt mfg | 109 | 1 066 | 4 127 | 9 | 2 | 4 | 2 | - | 1 | - | - | - | - | |
| 33271 | Machine shops | (C) | (D) | (D) | 8 | 2 | 3 | 2 | - | 1 | - | - | - | - | |
| 3328 | Coating, engrave, heat treating & oth activity | 112 | 730 | 2 873 | 3 | - | - | - | 3 | - | - | - | - | - | |
| 33281 | Coating, engrave, heat treating & oth activity | 112 | 730 | 2 873 | 3 | - | - | - | 3 | - | - | - | - | - | |
| 333 | Machinery mfg | 841 | 10 775 | 39 050 | 15 | 3 | 3 | 5 | 1 | 2 | - | - | 1 | - | |
| 3332 | Industrial machinery mfg | 149 | 1 614 | 6 138 | 5 | 1 | - | 2 | 1 | 1 | - | - | - | - | |
| 33329 | Other industrial machinery mfg | 149 | 1 614 | 6 138 | 5 | 1 | - | 2 | 1 | 1 | - | - | - | - | |
| 3339 | Other general purpose machinery mfg | (F) | (D) | (D) | 2 | - | - | - | - | 1 | - | - | 1 | - | |
| 33391 | Pump & compressor mfg | (F) | (D) | (D) | 1 | - | - | - | - | - | - | - | 1 | - | |
| 334 | Computer & electronic product mfg | 271 | 1 893 | 7 115 | 9 | 3 | - | 1 | 4 | - | 1 | - | - | - | |
| 3344 | Semiconductor & oth electronic component mfg | 204 | 1 231 | 4 630 | 5 | 1 | - | 1 | 2 | - | 1 | - | - | - | |
| 33441 | Semiconductor & oth electronic component mfg | 204 | 1 231 | 4 630 | 5 | 1 | - | 1 | 2 | - | 1 | - | - | - | |
| 335 | Electrical equip, appliance & component mfg | 498 | 5 295 | 19 396 | 7 | - | - | 2 | 3 | 1 | - | 1 | - | - | |
| 3353 | Electrical equipment mfg | (E) | (D) | (D) | 4 | - | - | 1 | 2 | - | - | 1 | - | - | |
| 33531 | Electrical equipment mfg | (E) | (D) | (D) | 4 | - | - | 1 | 2 | - | - | 1 | - | - | |
| 339 | Miscellaneous mfg | 223 | 1 593 | 7 432 | 12 | 5 | 1 | 1 | 4 | 1 | - | - | - | - | |
| 3391 | Medical equipment & supplies mfg | 128 | 992 | 4 793 | 3 | - | - | - | 2 | 1 | - | - | - | - | |
| 33911 | Medical equipment & supplies mfg | 128 | 992 | 4 793 | 3 | - | - | - | 2 | 1 | - | - | - | - | |
| 42 | Wholesale trade | 1 575 | 32 590 | 130 722 | 138 | 83 | 23 | 16 | 9 | 6 | - | 1 | - | - | |
| 421 | Wholesale trade, durable goods | 387 | 4 801 | 19 273 | 79 | 54 | 14 | 7 | 4 | - | - | - | - | - | |
| 422 | Wholesale trade, nondurable goods | 1 188 | 27 789 | 111 449 | 59 | 29 | 9 | 9 | 5 | 6 | - | 1 | - | - | |
| 4224 | Grocery & related product whsle | 740 | 22 454 | 89 493 | 19 | 7 | 2 | 5 | 1 | 3 | - | 1 | - | - | |
| 42241 | General line grocery whsle | (C) | (D) | (D) | 4 | - | 1 | 1 | 1 | 1 | - | - | - | - | |
| 42245 | Confectionery whsle | (E) | (D) | (D) | 2 | - | - | - | - | 1 | - | 1 | - | - | |
| 4226 | Chemical & allied products whsle | (E) | (D) | (D) | 15 | 7 | 1 | 2 | 2 | 3 | - | - | - | - | |
| 42269 | Other chemical & allied products whsle | (E) | (D) | (D) | 14 | 6 | 1 | 2 | 2 | 3 | - | - | - | - | |

See footnotes at end of table.

Table 6. Counties—Employees, Payroll, and Establishments by Industry: 2001—Con.

[Excludes most government employees, railroad employees, and self-employed persons. Size class 1 to 4 includes establishments with payroll, but no employees, during mid-March pay period. (D) denotes figures withheld to avoid disclosing data for individual companies; the data are included in broader industry totals. Detailed industries with 100 or more employees are shown if industry was not a (D). For explanation of terms, abbreviations, and data reliability/comparability, see introductory text]

| NAICS code | Industry | Number of employees for week including March 12 | Payroll (\$1,000) | | Total number of establishments | Number of establishments by employment-size class | | | | | | | | |
|--------------------|--|---|-------------------|----------------|--------------------------------|---|------------|-----------|-----------|-----------|------------|------------|------------|---------------|
| | | | First quarter | Annual | | 1 to 4 | 5 to 9 | 10 to 19 | 20 to 49 | 50 to 99 | 100 to 249 | 250 to 499 | 500 to 999 | 1,000 or more |
| WARREN—Con. | | | | | | | | | | | | | | |
| 44-45 | Retail trade | 5 998 | 29 900 | 129 155 | 472 | 230 | 102 | 76 | 43 | 11 | 9 | 1 | | |
| 441 | Motor vehicle & parts dealers | 370 | 3 007 | 13 703 | 37 | 18 | 8 | 4 | 7 | — | — | — | — | — |
| 4411 | Automobile dealers | 224 | 2 129 | 10 167 | 12 | 5 | 1 | — | 6 | — | — | — | — | — |
| 44111 | New car dealers | 213 | 2 063 | 9 877 | 7 | 1 | — | — | 6 | — | — | — | — | — |
| 441110 | New car dealers | 213 | 2 063 | 9 877 | 7 | 1 | — | — | 6 | — | — | — | — | — |
| 4413 | Automotive parts, accessories & tire stores | 123 | 729 | 2 868 | 20 | 10 | 6 | 3 | 1 | — | — | — | — | — |
| 44131 | Automotive parts, accessories & tire stores | (C) | (D) | (D) | 15 | 8 | 3 | 3 | 1 | — | — | — | — | — |
| 443 | Electronics & appliance stores | 130 | 888 | 3 746 | 21 | 11 | 6 | 3 | 1 | — | — | — | — | — |
| 4431 | Electronics & appliance stores | 130 | 888 | 3 746 | 21 | 11 | 6 | 3 | 1 | — | — | — | — | — |
| 444 | Bldg material & garden equip & supp dealers | 761 | 5 433 | 22 665 | 52 | 25 | 9 | 10 | 6 | — | 2 | — | — | — |
| 4441 | Building material & supplies dealers | 685 | 5 017 | 20 576 | 39 | 17 | 7 | 7 | 6 | — | 2 | — | — | — |
| 44411 | Home centers | (E) | (D) | (D) | 5 | 2 | 2 | — | — | — | 1 | — | — | — |
| 44419 | Other building material dealers | 333 | 3 089 | 12 282 | 23 | 10 | 3 | 5 | 4 | — | 1 | — | — | — |
| 444190 | Other building material dealers | 333 | 3 089 | 12 282 | 23 | 10 | 3 | 5 | 4 | — | 1 | — | — | — |
| 445 | Food & beverage stores | 1 770 | 8 556 | 37 022 | 92 | 53 | 12 | 11 | 6 | 6 | 3 | 1 | — | — |
| 4451 | Grocery stores | 1 577 | 7 900 | 34 080 | 56 | 30 | 6 | 5 | 5 | 6 | 3 | 1 | — | — |
| 44511 | Grocery (except convenience) stores | 1 476 | 7 523 | 32 270 | 34 | 13 | 4 | 4 | 3 | 6 | 3 | 1 | — | — |
| 445110 | Grocery (except convenience) stores | 1 476 | 7 523 | 32 270 | 34 | 13 | 4 | 4 | 3 | 6 | 3 | 1 | — | — |
| 44512 | Convenience stores | 101 | 377 | 1 810 | 22 | 17 | 2 | 1 | 2 | — | — | — | — | — |
| 445120 | Convenience stores | 101 | 377 | 1 810 | 22 | 17 | 2 | 1 | 2 | — | — | — | — | — |
| 4453 | Beer, wine & liquor stores | 123 | 497 | 2 354 | 20 | 12 | 4 | 3 | 1 | — | — | — | — | — |
| 44531 | Beer, wine & liquor stores | 123 | 497 | 2 354 | 20 | 12 | 4 | 3 | 1 | — | — | — | — | — |
| 445310 | Beer, wine & liquor stores | 123 | 497 | 2 354 | 20 | 12 | 4 | 3 | 1 | — | — | — | — | — |
| 446 | Health & personal care stores | 368 | 1 805 | 7 790 | 35 | 9 | 10 | 8 | 8 | — | — | — | — | — |
| 4461 | Health & personal care stores | 368 | 1 805 | 7 790 | 35 | 9 | 10 | 8 | 8 | — | — | — | — | — |
| 44611 | Pharmacies & drug stores | 294 | 1 420 | 6 154 | 20 | 2 | 4 | 6 | 8 | — | — | — | — | — |
| 446110 | Pharmacies & drug stores | 294 | 1 420 | 6 154 | 20 | 2 | 4 | 6 | 8 | — | — | — | — | — |
| 447 | Gasoline stations | 373 | 1 596 | 6 540 | 55 | 27 | 17 | 10 | — | 1 | — | — | — | — |
| 4471 | Gasoline stations | 373 | 1 596 | 6 540 | 55 | 27 | 17 | 10 | — | 1 | — | — | — | — |
| 44711 | Gasoline stations with convenience stores | 120 | 427 | 1 753 | 12 | 2 | 4 | 6 | — | — | — | — | — | — |
| 447110 | Gasoline stations with convenience stores | 120 | 427 | 1 753 | 12 | 2 | 4 | 6 | — | — | — | — | — | — |
| 44719 | Other gasoline stations | 253 | 1 169 | 4 787 | 43 | 25 | 13 | 4 | — | 1 | — | — | — | — |
| 447190 | Other gasoline stations | 253 | 1 169 | 4 787 | 43 | 25 | 13 | 4 | — | 1 | — | — | — | — |
| 448 | Clothing & clothing accessories stores | 410 | 1 268 | 5 496 | 46 | 17 | 15 | 9 | 5 | — | — | — | — | — |
| 4481 | Clothing stores | 280 | 759 | 3 521 | 24 | 6 | 8 | 6 | 4 | — | — | — | — | — |
| 44814 | Family clothing stores | 139 | 360 | 1 669 | 6 | 2 | — | 1 | 3 | — | — | — | — | — |
| 448140 | Family clothing stores | 139 | 360 | 1 669 | 6 | 2 | — | 1 | 3 | — | — | — | — | — |
| 451 | Sporting goods, hobby, book & music stores | 185 | 564 | 2 689 | 23 | 12 | 4 | 4 | 3 | — | — | — | — | — |
| 4511 | Sporting goods, hobby, musical instrument stores | 115 | 399 | 1 968 | 12 | 7 | 1 | 1 | 3 | — | — | — | — | — |
| 452 | General merchandise stores | 1 042 | 3 787 | 16 887 | 17 | 2 | 4 | 2 | 1 | 4 | 4 | — | — | — |
| 4521 | Department stores | 963 | 3 274 | 14 723 | 8 | — | — | — | — | 4 | 4 | — | — | — |
| 45211 | Department stores | 963 | 3 274 | 14 723 | 8 | — | — | — | — | 4 | 4 | — | — | — |
| 452110 | Department stores | 963 | 3 274 | 14 723 | 8 | — | — | — | — | 4 | 4 | — | — | — |
| 453 | Miscellaneous store retailers | 241 | 825 | 3 847 | 46 | 30 | 6 | 9 | 1 | — | — | — | — | — |
| 4532 | Office supplies, stationery & gift stores | 120 | 349 | 1 543 | 15 | 6 | 2 | 6 | 1 | — | — | — | — | — |
| 454 | Nonstore retailers | 282 | 1 784 | 7 298 | 31 | 14 | 7 | 5 | 5 | — | — | — | — | — |
| 4543 | Direct selling establishments | 224 | 1 470 | 5 951 | 22 | 8 | 6 | 4 | 4 | — | — | — | — | — |
| 45431 | Fuel dealers | 166 | 1 262 | 5 113 | 13 | 3 | 4 | 3 | 3 | — | — | — | — | — |
| 454311 | Heating oil dealers | 166 | 1 262 | 5 113 | 13 | 3 | 4 | 3 | 3 | — | — | — | — | — |
| 48-49 | Transportation & warehousing | 1 101 | 7 730 | 33 208 | 117 | 69 | 23 | 11 | 9 | 4 | 1 | | | |
| 484 | Truck transportation | 527 | 4 371 | 19 944 | 74 | 50 | 11 | 8 | 3 | 1 | 1 | — | — | — |
| 4841 | General freight trucking | 307 | 2 690 | 12 729 | 30 | 18 | 7 | 2 | 1 | 1 | 1 | — | — | — |
| 48412 | General freight trucking, long-distance | 229 | 1 996 | 8 648 | 13 | 8 | 2 | — | 1 | 1 | 1 | — | — | — |
| 4842 | Specialized freight trucking | 220 | 1 681 | 7 215 | 44 | 32 | 4 | 6 | 2 | — | — | — | — | — |
| 48422 | Specialized freight (exc used) trucking, local | 139 | 989 | 4 330 | 31 | 23 | 3 | 4 | 1 | — | — | — | — | — |
| 484220 | Specialized freight (exc used) trucking, local | 139 | 989 | 4 330 | 31 | 23 | 3 | 4 | 1 | — | — | — | — | — |
| 485 | Transit & ground passenger transportation | 383 | 1 377 | 5 080 | 19 | 7 | 4 | 1 | 5 | 2 | — | — | — | — |
| 4854 | School & employee bus transportation | 319 | 1 115 | 4 110 | 8 | — | 1 | 1 | 4 | 2 | — | — | — | — |
| 48541 | School & employee bus transportation | 319 | 1 115 | 4 110 | 8 | — | 1 | 1 | 4 | 2 | — | — | — | — |
| 485410 | School & employee bus transportation | 319 | 1 115 | 4 110 | 8 | — | 1 | 1 | 4 | 2 | — | — | — | — |
| 51 | Information | 321 | 2 824 | 11 431 | 34 | 18 | 7 | 3 | 5 | 1 | | | | |
| 513 | Broadcasting & telecommunications | (C) | (D) | (D) | 10 | 4 | 2 | 1 | 3 | — | — | — | — | — |
| 5133 | Telecommunications | (C) | (D) | (D) | 9 | 4 | 2 | 1 | 2 | — | — | — | — | — |
| 52 | Finance & insurance | 732 | 7 147 | 28 232 | 107 | 55 | 30 | 13 | 9 | | | | | |
| 522 | Credit intermediation & related activities | 546 | 4 752 | 18 360 | 59 | 18 | 23 | 10 | 8 | — | — | — | — | — |
| 5221 | Depository credit intermediation | 519 | 4 167 | 15 949 | 48 | 8 | 23 | 9 | 8 | — | — | — | — | — |
| 52211 | Commercial banking | 450 | 3 626 | 13 818 | 41 | 7 | 19 | 8 | 7 | — | — | — | — | — |
| 522110 | Commercial banking | 450 | 3 626 | 13 818 | 41 | 7 | 19 | 8 | 7 | — | — | — | — | — |
| 524 | Insurance carriers & related activities | (C) | (D) | (D) | 33 | 23 | 6 | 3 | 1 | — | — | — | — | — |
| 5242 | Agencies & other insurance related activities | (C) | (D) | (D) | 33 | 23 | 6 | 3 | 1 | — | — | — | — | — |
| 52421 | Insurance agencies & brokerages | (C) | (D) | (D) | 31 | 21 | 6 | 3 | 1 | — | — | — | — | — |
| 53 | Real estate & rental & leasing | 275 | 1 552 | 5 948 | 69 | 53 | 12 | 3 | | 1 | | | | |
| 531 | Real estate | 184 | 1 070 | 3 821 | 47 | 38 | 8 | — | — | 1 | — | — | — | — |

See footnotes at end of table.

Table 6. Counties—Employees, Payroll, and Establishments by Industry: 2001—Con.

[Excludes most government employees, railroad employees, and self-employed persons. Size class 1 to 4 includes establishments with payroll, but no employees, during mid-March pay period. (D) denotes figures withheld to avoid disclosing data for individual companies; the data are included in broader industry totals. Detailed industries with 100 or more employees are shown if industry was not a (D). For explanation of terms, abbreviations, and data reliability/comparability, see introductory text]

| NAICS code | Industry | Number of employees for week including March 12 | Payroll (\$1,000) | | Total number of establishments | Number of establishments by employment-size class | | | | | | | | |
|--------------------|--|---|-------------------|----------------|--------------------------------|---|-----------|-----------|-----------|----------|------------|------------|------------|---------------|
| | | | First quarter | Annual | | 1 to 4 | 5 to 9 | 10 to 19 | 20 to 49 | 50 to 99 | 100 to 249 | 250 to 499 | 500 to 999 | 1,000 or more |
| WARREN—Con. | | | | | | | | | | | | | | |
| 54 | Professional, scientific & technical services | 1 054 | 10 605 | 48 577 | 277 | 221 | 31 | 15 | 8 | 2 | — | — | — | — |
| 541 | Professional, scientific & technical services | 1 054 | 10 605 | 48 577 | 277 | 221 | 31 | 15 | 8 | 2 | — | — | — | — |
| 5411 | Legal services | 192 | 1 753 | 8 308 | 70 | 59 | 9 | 1 | 1 | — | — | — | — | — |
| 54111 | Offices of lawyers | 175 | 1 653 | 7 707 | 64 | 55 | 7 | 1 | 1 | — | — | — | — | — |
| 541110 | Offices of lawyers | 175 | 1 653 | 7 707 | 64 | 55 | 7 | 1 | 1 | — | — | — | — | — |
| 5413 | Architectural, engineering & related services | 325 | 3 768 | 15 867 | 46 | 31 | 7 | 4 | 2 | 2 | — | — | — | — |
| 54133 | Engineering services | 268 | 3 389 | 14 153 | 31 | 21 | 4 | 2 | 2 | 2 | — | — | — | — |
| 541330 | Engineering services | 268 | 3 389 | 14 153 | 31 | 21 | 4 | 2 | 2 | 2 | — | — | — | — |
| 5415 | Computer systems design & related services | 132 | 2 102 | 10 702 | 55 | 49 | 3 | 2 | 1 | — | — | — | — | — |
| 54151 | Computer systems design & related services | 132 | 2 102 | 10 702 | 55 | 49 | 3 | 2 | 1 | — | — | — | — | — |
| 5416 | Management, sci & tech consulting services | 133 | 1 115 | 5 494 | 39 | 31 | 3 | 4 | 1 | — | — | — | — | — |
| 5419 | Oth professional, scientific, technical services | 108 | 596 | 2 957 | 21 | 14 | 3 | 3 | 1 | — | — | — | — | — |
| 55 | Management of companies & enterprises | (G) | (D) | (D) | 7 | 1 | 2 | 1 | 1 | — | — | 1 | 1 | — |
| 551 | Management of companies & enterprises | (G) | (D) | (D) | 7 | 1 | 2 | 1 | 1 | — | — | 1 | 1 | — |
| 5511 | Management of companies & enterprises | (G) | (D) | (D) | 7 | 1 | 2 | 1 | 1 | — | — | 1 | 1 | — |
| 55111 | Management of companies & enterprises | (G) | (D) | (D) | 7 | 1 | 2 | 1 | 1 | — | — | 1 | 1 | — |
| 56 | Admin, support, waste mgt, remediation services | 934 | 6 473 | 32 458 | 144 | 113 | 12 | 7 | 7 | 5 | — | — | — | — |
| 561 | Administrative & support services | 723 | 4 204 | 22 891 | 136 | 109 | 12 | 6 | 6 | 3 | — | — | — | — |
| 5617 | Services to buildings & dwellings | 433 | 1 684 | 10 054 | 94 | 79 | 7 | 3 | 3 | 2 | — | — | — | — |
| 56172 | Janitorial services | 171 | 787 | 3 511 | 21 | 17 | — | 1 | 2 | 1 | — | — | — | — |
| 561720 | Janitorial services | 171 | 787 | 3 511 | 21 | 17 | — | 1 | 2 | 1 | — | — | — | — |
| 56173 | Landscaping services | 241 | 783 | 5 947 | 64 | 54 | 6 | 2 | 1 | 1 | — | — | — | — |
| 561730 | Landscaping services | 241 | 783 | 5 947 | 64 | 54 | 6 | 2 | 1 | 1 | — | — | — | — |
| 562 | Waste management & remediation services | 211 | 2 269 | 9 567 | 8 | 4 | — | 1 | 1 | 2 | — | — | — | — |
| 5621 | Waste collection | (C) | (D) | (D) | 3 | 1 | — | — | 1 | 1 | — | — | — | — |
| 56211 | Waste collection | (C) | (D) | (D) | 3 | 1 | — | — | 1 | 1 | — | — | — | — |
| 61 | Educational services | 752 | 3 346 | 14 365 | 29 | 21 | 2 | 2 | 2 | — | 1 | 1 | — | — |
| 611 | Educational services | 752 | 3 346 | 14 365 | 29 | 21 | 2 | 2 | 2 | — | 1 | 1 | — | — |
| 6111 | Elementary & secondary schools | (C) | (D) | (D) | 4 | 2 | — | 1 | — | — | 1 | — | — | — |
| 61111 | Elementary & secondary schools | (C) | (D) | (D) | 4 | 2 | — | 1 | — | — | 1 | — | — | — |
| 6113 | Colleges, universities & professional schools | (F) | (D) | (D) | 2 | — | — | — | 1 | — | — | 1 | — | — |
| 61131 | Colleges, universities & professional schools | (F) | (D) | (D) | 2 | — | — | — | 1 | — | — | 1 | — | — |
| 62 | Health care and social assistance | 4 932 | 32 350 | 140 789 | 250 | 125 | 57 | 35 | 17 | 8 | 5 | 1 | 1 | 1 |
| 621 | Ambulatory health care services | 942 | 8 942 | 44 471 | 177 | 105 | 45 | 23 | 4 | — | — | — | — | — |
| 6211 | Offices of physicians | 435 | 5 262 | 26 593 | 84 | 54 | 19 | 9 | 2 | — | — | — | — | — |
| 62111 | Offices of physicians | 435 | 5 262 | 26 593 | 84 | 54 | 19 | 9 | 2 | — | — | — | — | — |
| 6212 | Offices of dentists | 274 | 2 057 | 9 812 | 52 | 27 | 16 | 9 | — | — | — | — | — | — |
| 62121 | Offices of dentists | 274 | 2 057 | 9 812 | 52 | 27 | 16 | 9 | — | — | — | — | — | — |
| 621210 | Offices of dentists | 274 | 2 057 | 9 812 | 52 | 27 | 16 | 9 | — | — | — | — | — | — |
| 6213 | Offices of other health practitioners | (C) | (D) | (D) | 32 | 22 | 7 | 3 | — | — | — | — | — | — |
| 6214 | Outpatient care centers | 104 | 1 013 | 4 850 | 7 | 2 | 2 | 1 | 2 | — | — | — | — | — |
| 622 | Hospitals | (G) | (D) | (D) | 2 | — | — | — | — | — | — | — | 1 | 1 |
| 6221 | General medical & surgical hospitals | (G) | (D) | (D) | 2 | — | — | — | — | — | — | — | 1 | 1 |
| 62211 | General medical & surgical hospitals | (G) | (D) | (D) | 2 | — | — | — | — | — | — | — | 1 | 1 |
| 623 | Nursing & residential care facilities | 1 192 | 6 017 | 25 153 | 17 | 2 | 2 | 3 | 1 | 5 | 3 | 1 | — | — |
| 6231 | Nursing care facilities | (E) | (D) | (D) | 4 | — | — | — | — | 2 | 2 | — | — | — |
| 62311 | Nursing care facilities | (E) | (D) | (D) | 4 | — | — | — | — | 2 | 2 | — | — | — |
| 6232 | Residential mental retardation, health facil | (C) | (D) | (D) | 5 | — | 1 | 2 | — | 2 | — | — | — | — |
| 6233 | Community care facilities for the elderly | 533 | 2 140 | 9 587 | 8 | 2 | 1 | 1 | 1 | 1 | 1 | 1 | — | — |
| 62331 | Community care facilities for the elderly | 533 | 2 140 | 9 587 | 8 | 2 | 1 | 1 | 1 | 1 | 1 | 1 | — | — |
| 624 | Social assistance | (G) | (D) | (D) | 54 | 18 | 10 | 9 | 12 | 3 | 2 | — | — | — |
| 6241 | Individual & family services | 582 | 2 466 | 10 631 | 22 | 7 | 3 | — | 8 | 3 | 1 | — | — | — |
| 62412 | Services for elderly & disabled persons | 416 | 1 468 | 6 278 | 11 | 3 | — | — | 5 | 2 | 1 | — | — | — |
| 624120 | Services for elderly & disabled persons | 416 | 1 468 | 6 278 | 11 | 3 | — | — | 5 | 2 | 1 | — | — | — |
| 62419 | Other individual & family services | 166 | 998 | 4 353 | 11 | 4 | 3 | — | 3 | 1 | — | — | — | — |
| 624190 | Other individual & family services | 166 | 998 | 4 353 | 11 | 4 | 3 | — | 3 | 1 | — | — | — | — |
| 6243 | Vocational rehabilitation services | (C) | (D) | (D) | 1 | — | — | — | — | — | 1 | — | — | — |
| 62431 | Vocational rehabilitation services | (C) | (D) | (D) | 1 | — | — | — | — | — | 1 | — | — | — |
| 6244 | Child day care services | 234 | 806 | 3 202 | 26 | 9 | 7 | 7 | 3 | — | — | — | — | — |
| 62441 | Child day care services | 234 | 806 | 3 202 | 26 | 9 | 7 | 7 | 3 | — | — | — | — | — |
| 624410 | Child day care services | 234 | 806 | 3 202 | 26 | 9 | 7 | 7 | 3 | — | — | — | — | — |
| 71 | Arts, entertainment & recreation | 345 | 1 690 | 8 961 | 26 | 14 | 3 | 3 | 3 | 3 | — | — | — | — |
| 713 | Amusement, gambling & recreation industries | (E) | (D) | (D) | 22 | 10 | 3 | 3 | 3 | 3 | — | — | — | — |
| 7139 | Other amusement & recreation industries | 326 | 1 098 | 6 008 | 20 | 9 | 2 | 3 | 3 | 3 | — | — | — | — |
| 71391 | Golf courses & country clubs | 165 | 541 | 3 724 | 8 | 4 | — | 1 | 1 | 2 | — | — | — | — |
| 713910 | Golf courses & country clubs | 165 | 541 | 3 724 | 8 | 4 | — | 1 | 1 | 2 | — | — | — | — |

See footnotes at end of table.

Table 6. Counties—Employees, Payroll, and Establishments by Industry: 2001—Con.

[Excludes most government employees, railroad employees, and self-employed persons. Size class 1 to 4 includes establishments with payroll, but no employees, during mid-March pay period. (D) denotes figures withheld to avoid disclosing data for individual companies; the data are included in broader industry totals. Detailed industries with 100 or more employees are shown if industry was not a (D). For explanation of terms, abbreviations, and data reliability/comparability, see introductory text]

| NAICS code | Industry | Number of employees for week including March 12 | Payroll (\$1,000) | | Total number of establishments | Number of establishments by employment-size class | | | | | | | | |
|--------------------|---|---|-------------------|----------------|--------------------------------|---|-----------|-----------|-----------|----------|------------|------------|------------|---------------|
| | | | First quarter | Annual | | 1 to 4 | 5 to 9 | 10 to 19 | 20 to 49 | 50 to 99 | 100 to 249 | 250 to 499 | 500 to 999 | 1,000 or more |
| WARREN—Con. | | | | | | | | | | | | | | |
| 72 | Accommodation & food services | 2 001 | 5 727 | 24 572 | 209 | 111 | 42 | 25 | 24 | 7 | — | — | — | — |
| 721 | Accommodation | 178 | 657 | 3 211 | 13 | 7 | 1 | — | 5 | — | — | — | — | — |
| 7211 | Traveler accommodation | 102 | 374 | 1 533 | 6 | 3 | — | — | 3 | — | — | — | — | — |
| 722 | Food services & drinking places | 1 823 | 5 070 | 21 361 | 196 | 104 | 41 | 25 | 19 | 7 | — | — | — | — |
| 7221 | Full-service restaurants | 646 | 1 822 | 7 480 | 63 | 31 | 15 | 12 | 1 | 4 | — | — | — | — |
| 72211 | Full-service restaurants | 646 | 1 822 | 7 480 | 63 | 31 | 15 | 12 | 1 | 4 | — | — | — | — |
| 722110 | Full-service restaurants | 646 | 1 822 | 7 480 | 63 | 31 | 15 | 12 | 1 | 4 | — | — | — | — |
| 7222 | Limited-service eating places | 929 | 2 336 | 10 127 | 97 | 50 | 19 | 10 | 16 | 2 | — | — | — | — |
| 72221 | Limited-service eating places | 929 | 2 336 | 10 127 | 97 | 50 | 19 | 10 | 16 | 2 | — | — | — | — |
| 722211 | Limited-service restaurants | 707 | 1 813 | 7 902 | 77 | 40 | 15 | 9 | 12 | 1 | — | — | — | — |
| 722213 | Snack & nonalcoholic beverage bars | 222 | 523 | 2 225 | 20 | 10 | 4 | 1 | 4 | 1 | — | — | — | — |
| 7223 | Special food services | 189 | 734 | 3 033 | 17 | 9 | 2 | 3 | 2 | 1 | — | — | — | — |
| 72231 | Food service contractors | 158 | 585 | 2 324 | 14 | 8 | 2 | 1 | 2 | 1 | — | — | — | — |
| 722310 | Food service contractors | 158 | 585 | 2 324 | 14 | 8 | 2 | 1 | 2 | 1 | — | — | — | — |
| 81 | Other services (except public administration) | 1 530 | 7 187 | 31 785 | 305 | 189 | 79 | 24 | 13 | — | — | — | — | — |
| 811 | Repair & maintenance | 394 | 2 636 | 11 388 | 90 | 54 | 29 | 5 | 2 | — | — | — | — | — |
| 8111 | Automotive repair & maintenance | 324 | 2 207 | 9 562 | 76 | 46 | 25 | 4 | 1 | — | — | — | — | — |
| 81111 | Automotive mechanical & electrical R&M | 188 | 1 281 | 5 395 | 46 | 29 | 15 | 1 | 1 | — | — | — | — | — |
| 811111 | General automotive repair | 164 | 1 126 | 4 738 | 38 | 23 | 13 | 1 | 1 | — | — | — | — | — |
| 811112 | Automotive body, paint, interior & glass repair | 100 | 844 | 3 794 | 24 | 15 | 7 | 2 | — | — | — | — | — | — |
| 812 | Personal & laundry services | 439 | 1 704 | 7 975 | 110 | 72 | 25 | 12 | 1 | — | — | — | — | — |
| 8121 | Personal care services | 259 | 918 | 4 735 | 61 | 35 | 19 | 7 | — | — | — | — | — | — |
| 81211 | Hair, nail & skin care services | 243 | 869 | 4 491 | 56 | 31 | 18 | 7 | — | — | — | — | — | — |
| 812112 | Beauty salons | 219 | 791 | 4 129 | 49 | 26 | 16 | 7 | — | — | — | — | — | — |
| 813 | Religious, grantmaking, civic, prof & like organizations | 697 | 2 847 | 12 422 | 105 | 63 | 25 | 7 | 10 | — | — | — | — | — |
| 8131 | Religious organizations | 464 | 1 659 | 6 980 | 65 | 40 | 14 | 4 | 7 | — | — | — | — | — |
| 81311 | Religious organizations | 464 | 1 659 | 6 980 | 65 | 40 | 14 | 4 | 7 | — | — | — | — | — |
| 813110 | Religious organizations | 464 | 1 659 | 6 980 | 65 | 40 | 14 | 4 | 7 | — | — | — | — | — |
| 8139 | Business, labor, political, like organizations | 116 | 902 | 4 210 | 27 | 18 | 6 | 2 | 1 | — | — | — | — | — |
| 95 | Auxiliaries (exc corporate, subsidiary & regional mgt) | (A) | (D) | (D) | 1 | 1 | — | — | — | — | — | — | — | — |
| 99 | Unclassified establishments | (B) | (D) | (D) | 33 | 31 | 2 | — | — | — | — | — | — | — |
| STATEWIDE | | | | | | | | | | | | | | |
| | Total | 24 785 | 180 086 | 697 562 | 57 | 29 | 7 | 4 | 7 | 2 | 2 | 1 | — | 5 |
| 21 | Mining | (A) | (D) | (D) | 1 | 1 | — | — | — | — | — | — | — | — |
| 22 | Utilities | (A) | (D) | (D) | 1 | 1 | — | — | — | — | — | — | — | — |
| 23 | Construction | (A) | (D) | (D) | 2 | 2 | — | — | — | — | — | — | — | — |
| 42 | Wholesale trade | 108 | 3 941 | 15 549 | 15 | 9 | 2 | 2 | 2 | — | — | — | — | — |
| 44-45 | Retail trade | (B) | (D) | (D) | 2 | 1 | — | 1 | — | — | — | — | — | — |
| 52 | Finance & insurance | 44 | 1 083 | 2 971 | 12 | 11 | — | — | 1 | — | — | — | — | — |
| 54 | Professional, scientific & technical services | 275 | 3 718 | 15 293 | 5 | — | 1 | 1 | 1 | 1 | 1 | — | — | — |
| 541 | Professional, scientific & technical services | 275 | 3 718 | 15 293 | 5 | — | 1 | 1 | 1 | 1 | 1 | — | — | — |
| 5413 | Architectural, engineering & related services ... | (E) | (D) | (D) | 4 | — | — | 1 | 1 | 1 | 1 | — | — | — |
| 54137 | Surveying, mapping (exc geophysical) services | (C) | (D) | (D) | 1 | — | — | — | — | — | 1 | — | — | — |
| 56 | Admin, support, waste mgt, remediation services | 24 122 | 168 112 | 650 002 | 13 | 4 | 2 | — | — | 1 | — | 1 | — | 5 |
| 561 | Administrative & support services | 24 122 | 168 112 | 650 002 | 13 | 4 | 2 | — | — | 1 | — | 1 | — | 5 |
| 5613 | Employment services | (J) | (D) | (D) | 7 | 1 | — | — | — | 1 | — | — | — | 5 |
| 56132 | Temporary help services | (G) | (D) | (D) | 2 | — | — | — | — | 1 | — | — | — | 1 |
| 56133 | Employee leasing services | 22 407 | 153 162 | 587 441 | 5 | 1 | — | — | — | — | — | — | — | 4 |
| 561330 | Employee leasing services | 22 407 | 153 162 | 587 441 | 5 | 1 | — | — | — | — | — | — | — | 4 |
| 5617 | Services to buildings & dwellings | (E) | (D) | (D) | 1 | — | — | — | — | — | — | 1 | — | — |
| 56173 | Landscaping services | (E) | (D) | (D) | 1 | — | — | — | — | — | — | 1 | — | — |
| 61 | Educational services | (B) | (D) | (D) | 1 | — | — | — | 1 | — | — | — | — | — |
| 62 | Health care and social assistance | 182 | 1 804 | 7 210 | 5 | — | 2 | — | 2 | — | 1 | — | — | — |
| 621 | Ambulatory health care services | (C) | (D) | (D) | 4 | — | 2 | — | 1 | — | 1 | — | — | — |
| 6215 | Medical & diagnostic laboratories | (C) | (D) | (D) | 1 | — | — | — | — | — | 1 | — | — | — |
| 62151 | Medical & diagnostic laboratories | (C) | (D) | (D) | 1 | — | — | — | — | — | 1 | — | — | — |

Note: Employment-size classes are indicated as follows: A—0 to 19; B—20 to 99; C—100 to 249; E—250 to 499; F—500 to 999; G—1,000 to 2,499; H—2,500 to 4,999; I—5,000 to 9,999; J—10,000 to 24,999; K—25,000 to 49,999; L—50,000 to 99,999; M—100,000 or more.

Description of Publications Issued in Previous Years

1974 through 2000

Data are provided for mid-March employment, first-quarter and annual payrolls, and establishments, by industry, for each county in the state and, in a separate report, for the United States. Data are included for every industry having a significant number of employees or establishments. Refer to General Explanation for a description of the types of employment covered.

1964 through 1973

Data are provided for first-quarter reporting units, employment, and taxable payrolls for each county and metropolitan area in the state and, in a separate report, for the United States. Data are included for every industry having a significant number of employees or reporting units.

1959 and 1962

Data are provided for first-quarter reporting units, employment, and taxable payrolls for each county in the state and, in a separate report, for the United States. Data are included for every industry having a significant number of employees or reporting units. Data are combined for some counties in eight states.

1956

Data are provided for first-quarter reporting units, employment, and taxable payrolls for each county in the state and, in a separate report, for the United States. Data are included for SIC economic divisions, major groups, and selected three-digit SICs. Data are combined for some counties in eight states.

1949 and 1950

Data are provided for first-quarter manufacturing establishments, employment, and taxable payrolls for each large county in the state and, in a separate report, for the United States. Data are included for manufacturing major industry groups and selected three-digit SICs. Manufacturing totals are included for small counties. Data are combined for some counties in eight states.

1947, 1948, 1951, and 1953

Data are provided for first-quarter reporting units, employment, and taxable payrolls for each large county in the state and, in a separate report, for the United States. Data are included for SIC economic divisions, major groups, and selected three-digit SICs. Economic division totals are included for small counties. Data are combined for some counties in eight states.

1946

Data are provided for first-quarter reporting units, employment, and taxable payrolls for each large county in the state and, in a separate report, for the United States. Data are included for SIC economic divisions and major groups. Economic division totals are included for small counties. Data are combined for some counties in eight states.

Availability

The most recent edition of County Business Patterns can be examined on the Internet at www.census.gov. Editions prior to 1993 are available in depository libraries for Federal publications, which are conveniently located in all areas of the country.

For information on the coverage of individual series, write to Chief, Economic Planning and Coordination Division, U.S. Census Bureau, Washington, DC 20233.