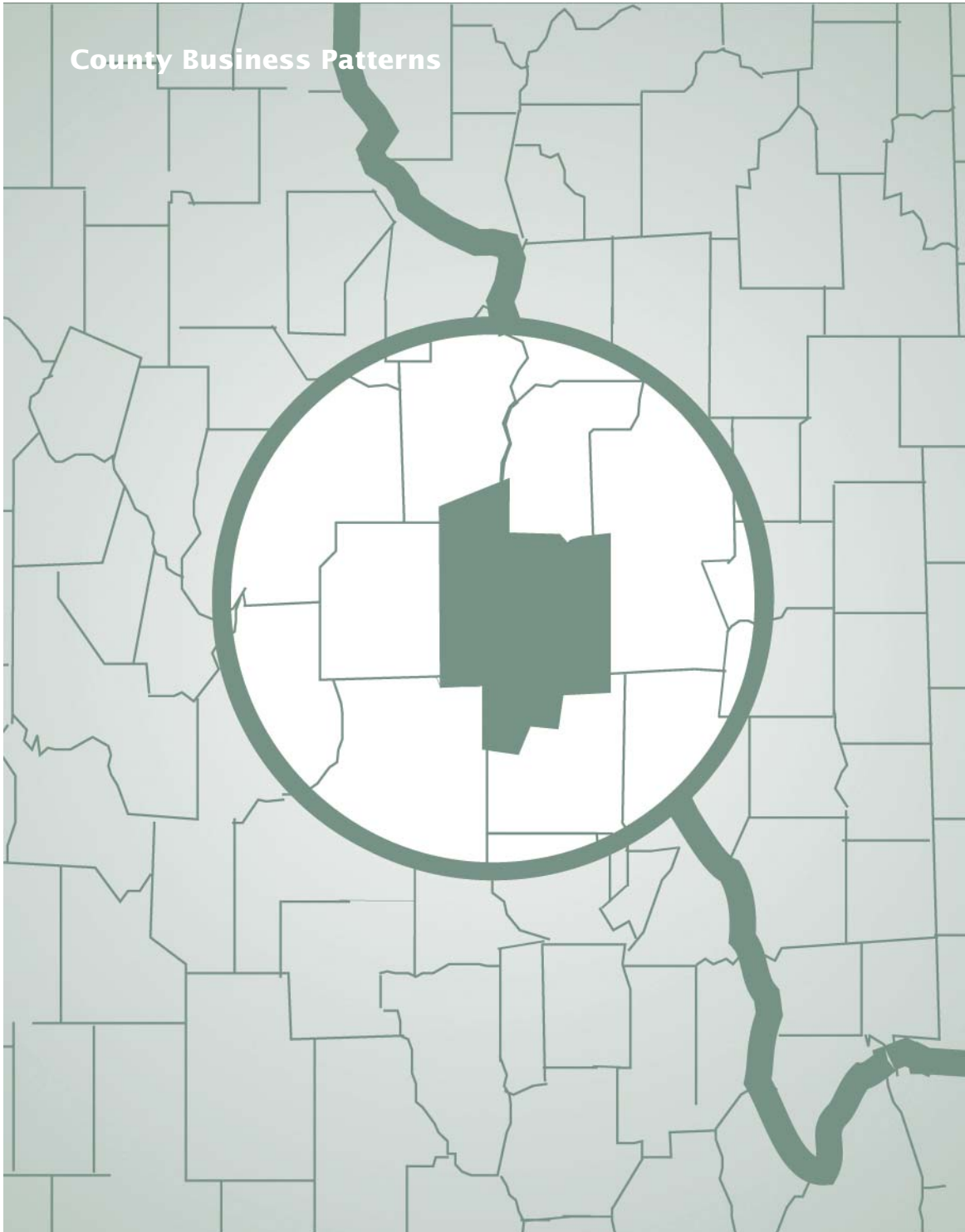


# Maryland: 2001

Issued April 2003

CBP/01-22



U S C E N S U S B U R E A U

*Helping You Make Informed Decisions*

U.S. Department of Commerce  
Economics and Statistics Administration  
U.S. CENSUS BUREAU



## ACKNOWLEDGMENTS

This report was prepared under the general direction of **Carl A. Konschnik**, Assistant Division Chief for Research and Methodology, Economic Planning and Coordination Division. **Paul Hanczaryk**, Chief, Register Analysis Branch, supervised the preparation of this report and was assisted by **Phil Thompson**, and **Gerald Feuer**. **Joel Fowler**, **Yolanda Funderburk**, **Mary Green**, **Dameka Hemsley**, **Mary Hogan**, **Lavelle Lee**, **Lillian Moy**, **Alan Pines**, and **Jon Youngman** contributed in resolving establishment processing problems and in data analysis.

Additional data analysis was provided by the staffs of **Lawrence A. Blum**, Assistant Division Chief for Collection Activities, Economic Planning and Coordination Division, assisted by **David Eade**; and **Carlene Bottorff**, Chief, Economic Projects Branch, National Processing Center, assisted by **Marsha Sowders** and **Anita Coomes**. Statistical methodology and quality assurance operations were performed by **Ken Sausman**, **Michael Kornbau**, **Thomas Cevis**, **Michelle Vile**, and **Marilyn Italiano**.

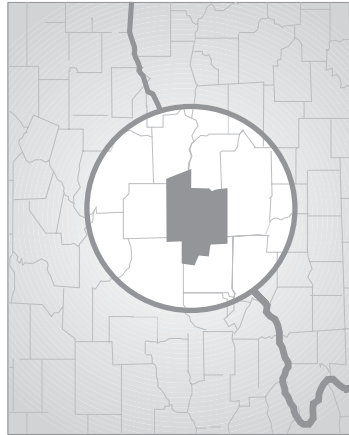
**Steven McCraith**, Chief, Census Related Surveys Branch, Economic Statistical Methods and Programming Division, assisted by **Dan Vacca**, supervised computer support operations. **Ed Carr** was assigned primary responsibility for programming this report. **Jerry Richards** and **Bob Penrod** provided additional support for computer operations.

**David Chapman** of the Economic Statistical Methods and Programming Division contributed to the editing system and provided other methodological improvements.

**Kim D. Ottenstein** and **Bernadette J. Beasley**, of the Administrative and Customer Services Division, **Walter C. Odom**, Chief, provided publications and printing management, graphics design and composition, and editorial review for print and electronic media. General direction and production management were provided by **James R. Clark**, Assistant Division Chief, Publications Services Branch.

Special acknowledgment is also due the many businesses whose cooperation has contributed to the publication of these data.

## County Business Patterns



### **U.S. Department of Commerce**

**Donald L. Evans,**  
Secretary

**Samuel W. Bodman,**  
Deputy Secretary

### **Economics and Statistics Administration**

**Kathleen B. Cooper,**  
Under Secretary for  
Economic Affairs

**U.S. CENSUS BUREAU**  
**Charles Louis Kincannon,**  
Director

---

SUGGESTED CITATION

U.S. Census Bureau,  
County Business Patterns 2001

**MARYLAND**

Washington, DC,  
2003



**Economics  
and Statistics  
Administration**

**Kathleen B. Cooper,**  
Under Secretary  
for Economic Affairs



**U.S. CENSUS BUREAU**  
**Charles Louis Kincannon,**  
Director

**Hermann Habermann,**  
Deputy Director and  
Chief Operating Officer

**Vacant,**  
Principal Associate  
Director for Programs

**Frederick T. Knickerbocker,**  
Associate Director  
for Economic Programs

**Thomas L. Mesenbourg,**  
Assistant Director  
for Economic Programs

**Shirin A. Ahmed,**  
Chief, Economic  
Planning and Coordination  
Division

## CONTENTS

---

### General Explanation

Introduction .....	V
Industry Classifications .....	V
Data Products .....	V
Sources of Data .....	VI
Definitions of Basic Data Items .....	VI
Industry and Geography Classifications .....	VII
Comparability With Other Data .....	VII
Data Withheld From Publication .....	VII
Reliability of Data .....	VIII
Abbreviations and Symbols .....	VIII

State Map .....	IX
-----------------	----

### Tables

1. The State—Establishments, Employees, and Payroll by Major Group: 2001 and 2000 .....	1
2. The State—Employees, Payroll, and Establishments by Industry: 2001 .....	3
3. The State—Employees and Annual Payroll by Employment-Size Class: 2001 .....	31
4. The State—Establishments With 1,000 Employees or More by Major Group and Employment-Size Class: 2001 .....	36
5. The State—Employees, Payroll, and Establishments by County: 2001 and 2000 .....	37
6. Counties—Employees, Payroll, and Establishments by Industry: 2001 .....	38

Description of Pubs Issued in Previous Years—Inside Back Cover

# General Explanation

---

## INTRODUCTION

County Business Patterns is an annual series that provides subnational economic data by industry. The series is useful for studying the economic activity of small areas; analyzing economic changes over time; and as a benchmark for statistical series, surveys, and databases between economic censuses. Businesses use the data for analyzing market potential, measuring the effectiveness of sales and advertising programs, setting sales quotas, and developing budgets. Government agencies use the data for administration and planning.

County Business Patterns covers most of the country's economic activity. The series excludes data on self-employed individuals, employees of private households, railroad employees, agricultural production employees, and most government employees.

This series has been published annually since 1964 and at irregular intervals dating back to 1946. The comparability of data over time may be affected by definitional changes in establishments, activity status, and industrial classifications. For more details on these changes, see the section "Comparability With Other Data."

## INDUSTRY CLASSIFICATIONS

Data from the County Business Patterns series are published primarily on the basis of the North American Industry Classification System (NAICS). Earlier County Business Patterns data were published according to the Standard Industrial Classification (SIC) system. While many of the individual NAICS industries correspond directly to industries as defined under the SIC system, most of the aggregate NAICS groupings do not.

Particular care should be taken in comparing data for retail trade, wholesale trade, and manufacturing, which are sector titles used in both NAICS and SIC, but cover somewhat different groups of industries. For more information on NAICS and changes from the SIC system, go to [www.census.gov/epcd/www/naics.html](http://www.census.gov/epcd/www/naics.html)

The 2001 County Business Patterns series includes the following NAICS sectors:

<i>Sector</i>	<i>Description</i>
11	Forestry, Fishing, Hunting, and Agriculture Support
21	Mining
22	Utilities

<i>Sector</i>	<i>Description</i>
23	Construction
31-33	Manufacturing
42	Wholesale Trade
44-45	Retail Trade
48-49	Transportation and Warehousing
51	Information
52	Finance and Insurance
53	Real Estate and Rental and Leasing
54	Professional, Scientific, and Technical Services
55	Management of Companies and Enterprises
56	Administrative and Support and Waste Management and Remediation Services
61	Educational Services
62	Health Care and Social Assistance
71	Arts, Entertainment, and Recreation
72	Accommodation and Food Services
81	Other Services (except Public Administration)
95	Auxiliaries (except corporate, subsidiary, and regional management)
99	Unclassified

County Business Patterns data are tabulated by industry as defined in the manual entitled *North American Industry Classification System: United States, 1997* with some exceptions. Data for auxiliary establishments (except corporate, subsidiary, and regional managing offices) will be tabulated in a separate category (Sector 95).

The 2001 County Business Patterns covers all NAICS industries except crop and animal production (NAICS 111,112), rail transportation (NAICS 482), National Postal Service (NAICS 491), pension, health, welfare, and vacation funds (NAICS 525110, 525120, 525190), trusts, estates, and agency accounts (NAICS 525920), private households (NAICS 814), and public administration (NAICS 92).

## DATA PRODUCTS

### Reports

The County Business Patterns data series includes a separate printed report for each state, the District of Columbia, Puerto Rico, and the United States. Individual state reports present payroll and employment data for the state and counties by industry. The reports also include the number of establishments by industry and employment size class.

---

The United States report presents similar data for the country as a whole. In addition, the U.S. report provides employment and payroll data by employment size class for major industry groups.

Data for industries with fewer than 100 employees, as well as data for detailed industries withheld to avoid disclosing data for individual companies, are not shown in the printed reports. However, these data are available on CD-ROM and other computer products.

### **Electronic Data Formats**

County Business Patterns series data are available on CD-ROM, computer tapes and diskettes. The CD-ROM also includes software for creating County Business Patterns data files compatible with popular database and spreadsheet software. In addition, ZIP Code Business Patterns data are available on CD-ROM and are available shortly after the release of County Business Patterns, and include the number of establishments by NAICS industry.

Publications also are available in Portable Document Format (PDF) at [www.census.gov/prod/www/abs/cbptotal.html](http://www.census.gov/prod/www/abs/cbptotal.html). In order to view these files, you will need the Adobe(R) Acrobat(R) Reader, which is available for free from the Adobe web site at [www.adobe.com](http://www.adobe.com). Alternatively, the Census Bureau will print the publication, give it a glue binding, and ship it to you for a fee.

For information and options to order County Business Patterns data products, contact:

Customer Services Center  
Marketing Services Office  
U.S. Census Bureau  
Washington, DC 20233

Telephone: 301-763-4100  
Internet address: [www.census.gov/](http://www.census.gov/)

### **Special Tabulations**

Special tabulations of County Business Patterns are available on a cost-reimbursable basis. For more information, contact:

U.S. Census Bureau  
Economic Planning and Coordination Division  
Register Analysis Branch  
Washington, DC 20233

Telephone: 301-763-2580  
Fax: 301-457-4433  
E-mail: [cbp@census.gov](mailto:cbp@census.gov)

### **SOURCES OF DATA**

County Business Patterns basic data items are extracted from the Standard Statistical Establishment List, a file of all known single and multiestablishment employer companies maintained and updated by the U.S. Census Bureau. The annual Company Organization Survey provides individual

establishment data for multiestablishment companies. Data for single-establishment companies are obtained from various Census Bureau programs, such as the Annual Survey of Manufactures and Current Business Surveys, as well as from administrative records of the Internal Revenue Service, the Social Security Administration, and the Bureau of Labor Statistics.

### **DEFINITIONS OF BASIC DATA ITEMS**

#### **Establishments**

An establishment is a single physical location at which business is conducted or services or industrial operations are performed. It is not necessarily identical with a company or enterprise, which may consist of one or more establishments. When two or more activities are carried on at a single location under a single ownership, all activities generally are grouped together as a single establishment. The entire establishment is classified on the basis of its major activity and all data are included in that classification.

Establishment-size designations are determined by paid employment in the mid-March pay period. The size group "1 to 4" includes establishments that did not report any paid employees in the mid-March pay period but paid wages to at least one employee at some time during the year.

Establishment counts represent the number of locations with paid employees any time during the year. This series excludes governmental establishments except for wholesale liquor establishments (NAICS 4228), retail liquor stores (NAICS 44531), Federally-chartered savings institutions (NAICS 522120), Federally-chartered credit unions (NAICS 522130), and hospitals (NAICS 622).

#### **Payroll**

Total payroll includes all forms of compensation, such as salaries, wages, reported tips, commissions, bonuses, vacation allowances, sick-leave pay, employee contributions to qualified pension plans, and the value of taxable fringe benefits. For corporations, it includes amounts paid to officers and executives; for unincorporated businesses, it does not include profit or other compensation of proprietors or partners. Payroll is reported before deductions for Social Security, income tax, insurance, union dues, etc. First-quarter payroll consists of payroll during the January-to-March quarter.

#### **Mid-March Employment**

Paid employment consists of full- and part-time employees, including salaried officers and executives of corporations, who are on the payroll in the pay period including March 12. Included are employees on paid sick leave, holidays, and vacations; not included are proprietors and partners of unincorporated businesses.

---

## **INDUSTRY AND GEOGRAPHY CLASSIFICATIONS**

The quinquennial economic censuses are the primary source for industry and geography classifications. The annual Company Organization Survey, Annual Survey of Manufactures, Current Business Surveys, and other Census Bureau programs provide regular updates.

### **Industry Classification**

Additional sources for assigning industry classifications are the Social Security Administration, the Internal Revenue Service, and the Bureau of Labor Statistics. These sources provide industry classification information for new businesses and businesses not canvassed in the Census Bureau programs. Establishments without sufficient industry information are tabulated in the “unclassified establishments” group.

Industry classifications are explained in an appendix in the U.S. Summary. The industry titles used throughout this series are the short NAICS titles; complete descriptions are contained in the manual entitled *North American Industry Classification System: United States, 1997*.

### **Geography Classification**

Most geography codes are derived from the physical location address reported in Census Bureau programs. The Internal Revenue Service provides supplemental address information. Those employers without a fixed location within a state (or of unknown county location) are included under a “statewide” classification at the end of the county tables. This incomplete detail causes only slight understatement of county employment. The independent cities in Virginia, and the cities of Baltimore, MD; Carson City, NV; and St. Louis, MO, are treated as separate counties.

### **Employee Leasing Services**

Historically, the permanent on-site work force at a business location were paid employees of that establishment. This traditional practice of firms directly hiring employees is still the dominant employer/employee relationship in the United States. However, over the past decade a new work force arrangement has emerged.

Under this new arrangement, a company commonly known as an employee leasing company or professional employer organization (PEO) operates in a co-employment relationship with client businesses. Employee leasing establishments typically acquire and lease back some or all of the employees of their clients, and serve as the employer of record of the leased employees for payroll, benefits, and related purposes.

The 2001 CBP shows almost 1.34 million employees in employee leasing services (NAICS 561330), up from the approximately 1.25 million employees published in the 2000 CBP. Clearly, the employees are not classified in the

predominant industry of the client businesses. Also, leasing companies may pay these employees out of a single payroll office. This may result in the leasing company’s employment and payroll data being reported in the county where the payroll office is located, thus distorting the data for that county. In some cases, many thousands of employees may be paid from a single payroll office. Therefore, for geography purposes, we may publish employee-leasing establishments in the “statewide” category in states where such payroll offices are located, as these establishments service multiple counties.

## **COMPARABILITY WITH OTHER DATA**

### **Earlier County Business Patterns**

The comparability of data with previous County Business Patterns series may be affected by the following definitional changes:

- The change from a “reporting unit” concept to establishment based data in 1974
- The change in definition of “active” establishments in 1983
- The change in industrial classification definitions, the most recent occurring in 1998

A description of previous County Business Patterns publications is provided on the inside back cover.

### **1997 Economic Census**

Definitional and coverage differences may affect the direct comparison of 1997 Economic Census and County Business Patterns data. Definitions of an establishment, employment, and payroll are detailed in the introductory text of each publication.

The 1997 Economic Census generally uses respondent-reported data. The County Business Patterns uses administrative record data for small establishments. Although efforts are made to resolve significant differences in the data, differences are known to exist.

Some large companies report different activities at the same location as separate profit centers. The County Business Patterns program treats each profit center as a separate establishment. The 1997 Economic Census may combine the profit centers into one establishment. This results in establishment count differences.

### **DATA WITHHELD FROM PUBLICATION**

In accordance with U.S. Code, Title 13, Section 9, no data are published that would disclose the operations of an individual employer. However, the number of establishments in an industry classification and the distribution of these establishments by employment-size class are not considered to be disclosures, and so this information may be released even though other information is withheld from publications.



---

## RELIABILITY OF DATA

All data are tabulated from universe files and are not subject to sampling errors. However, the data are subject to nonsampling errors. Nonsampling errors can be attributed to many sources: inability to identify all cases in the universe; definition and classification difficulties; differences in interpretation of questions; errors in recording or coding the data obtained; and estimation of employers who reported too late to be included in the tabulations and for records with missing or misreported data.

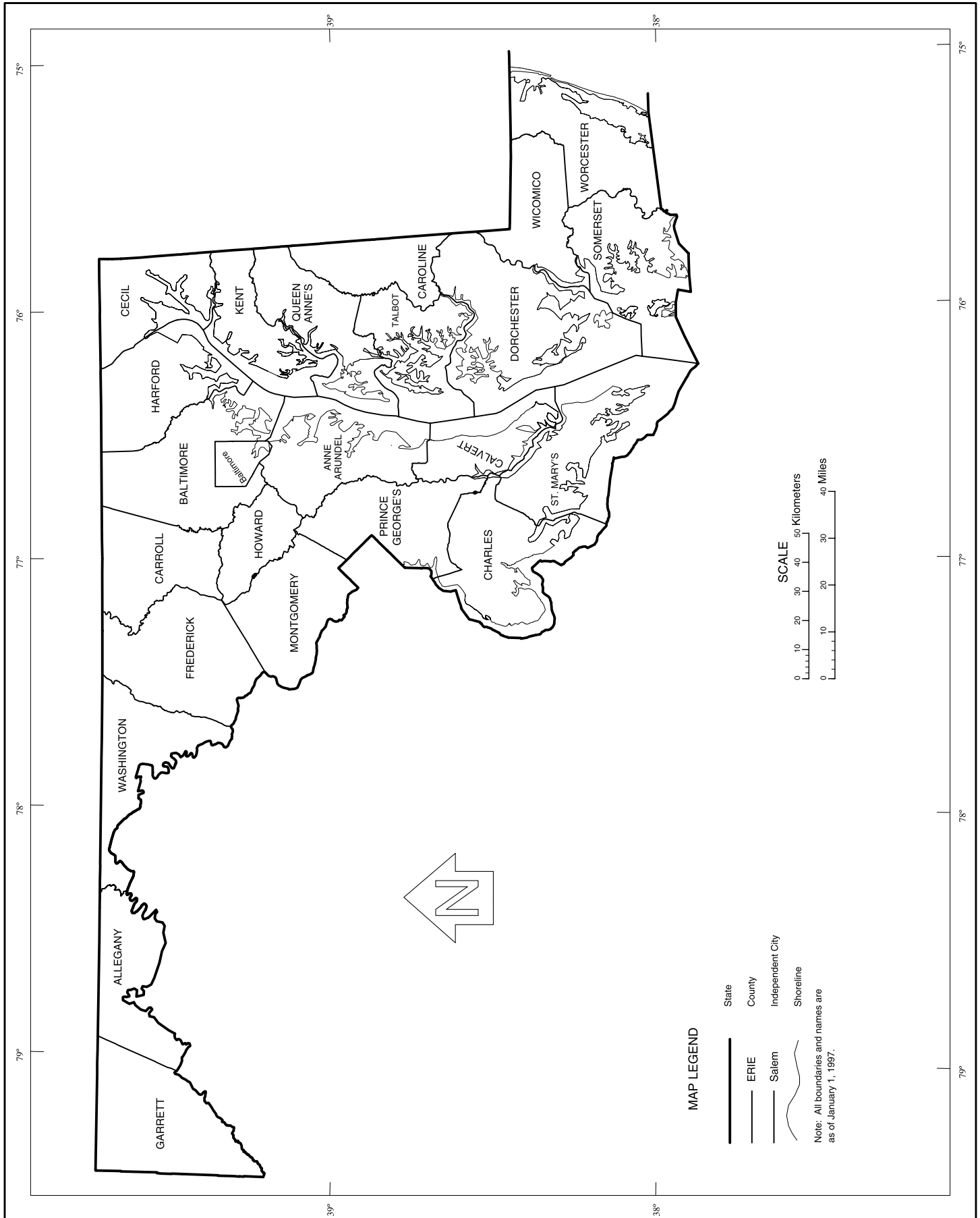
The accuracy of the data is determined by the joint effects of the various nonsampling errors. No direct measurement of these effects has been obtained; however, precautionary steps were taken in all phases of collection, processing, and tabulation to minimize the effects of nonsampling errors.

## ABBREVIATIONS AND SYMBOLS

The following abbreviations and symbols are used in this publication:

–	Represents zero.
A-C, E-M	Entered in place of employment data, represents an employment-size class as defined in the footnote of the tables.
(D)	Withheld to avoid disclosing data for individual companies; data are included in broader industry totals.
n.e.c.	Not elsewhere classified.
NAICS	North American Industry Classification System.

# County Business Patterns--Maryland



**Table 1. The State—Establishments, Employees, and Payroll by Major Group: 2001 and 2000**

[Excludes most government employees, railroad employees, and self-employed persons. (D) denotes figures withheld to avoid disclosing data for individual companies; the data are included in broader industry totals. For explanation of terms, abbreviations, and data reliability/comparability, see introductory text]

NAICS code	Major group	2001				2000			
		Number of establishments	Number of employees for week including March 12	Payroll (\$1,000)		Number of establishments	Number of employees for week including March 12	Payroll (\$1,000)	
				First quarter	Annual			First quarter	Annual
	<b>Total .....</b>	<b>129 301</b>	<b>2 091 198</b>	<b>18 205 154</b>	<b>74 186 613</b>	<b>128 467</b>	<b>2 058 304</b>	<b>16 960 349</b>	<b>70 877 270</b>
<b>11</b>	<b>Forestry, fishing, hunting, and agriculture support .....</b>	<b>231</b>	<b>943</b>	<b>5 055</b>	<b>21 846</b>	<b>228</b>	<b>(F)</b>	<b>(D)</b>	<b>(D)</b>
113	Forestry and logging .....	69	(E)	(D)	(D)	69	(E)	(D)	(D)
114	Fishing, hunting & trapping .....	35	(C)	(D)	(D)	38	118	871	3 615
115	Agriculture & forestry support activities .....	127	479	2 385	10 683	121	520	2 028	9 066
<b>21</b>	<b>Mining .....</b>	<b>101</b>	<b>2 160</b>	<b>22 462</b>	<b>95 097</b>	<b>101</b>	<b>(G)</b>	<b>(D)</b>	<b>(D)</b>
211	Oil & gas extraction .....	4	(A)	(D)	(D)	3	(A)	(D)	(D)
212	Mining (except oil & gas) .....	85	(G)	(D)	(D)	86	(G)	(D)	(D)
213	Mining support activities .....	12	(C)	(D)	(D)	12	(C)	(D)	(D)
<b>22</b>	<b>Utilities .....</b>	<b>125</b>	<b>12 725</b>	<b>213 738</b>	<b>746 352</b>	<b>120</b>	<b>12 034</b>	<b>272 055</b>	<b>812 828</b>
221	Utilities .....	125	12 725	213 738	746 352	120	12 034	272 055	812 828
<b>23</b>	<b>Construction .....</b>	<b>14 830</b>	<b>159 338</b>	<b>1 389 918</b>	<b>6 205 507</b>	<b>14 802</b>	<b>159 216</b>	<b>1 300 600</b>	<b>5 800 502</b>
233	Building, developing & general contracting .....	4 889	39 900	389 080	1 650 045	4 879	40 103	358 062	1 523 789
234	Heavy construction .....	681	14 552	119 878	584 080	656	15 417	127 415	616 005
235	Special trade contractors .....	9 260	104 886	880 960	3 971 382	9 267	103 696	815 123	3 660 708
<b>31-33</b>	<b>Manufacturing .....</b>	<b>3 936</b>	<b>157 084</b>	<b>1 692 670</b>	<b>6 791 564</b>	<b>3 910</b>	<b>158 753</b>	<b>1 707 169</b>	<b>6 900 408</b>
311	Food mfg .....	336	15 226	107 649	446 129	328	15 890	109 194	466 684
312	Beverage & tobacco product mfg .....	31	1 898	17 163	75 702	31	1 759	18 740	79 360
313	Textile mills .....	42	2 424	20 874	76 650	43	2 408	18 945	75 171
314	Textile product mills .....	106	1 130	7 523	29 851	100	798	4 897	22 391
315	Apparel manufacturing .....	116	2 659	17 109	65 172	108	2 902	15 958	68 125
316	Leather & allied product mfg .....	10	1 457	12 129	45 871	10	1 470	12 267	48 698
321	Wood product mfg .....	144	4 415	30 930	129 927	148	4 388	28 724	126 017
322	Paper mfg .....	51	6 135	55 769	226 593	56	6 759	60 909	239 785
323	Printing & related support activities .....	721	17 596	171 997	677 086	744	18 305	169 941	708 863
324	Petroleum & coal products mfg .....	46	1 303	14 248	63 582	48	1 234	13 018	52 250
325	Chemical mfg .....	191	13 763	188 825	755 793	180	13 513	243 341	913 553
326	Plastics & rubber products mfg .....	131	8 622	70 952	286 273	134	8 644	69 020	286 797
327	Nonmetallic mineral product mfg .....	202	5 574	51 887	222 135	197	5 616	49 213	218 993
331	Primary metal mfg .....	49	5 134	65 006	261 078	42	5 742	77 315	294 175
332	Fabricated metal product mfg .....	491	13 694	127 799	509 765	492	13 817	119 729	513 816
333	Machinery mfg .....	191	10 632	130 656	485 914	172	10 154	124 145	478 869
334	Computer & electronic product mfg .....	262	25 970	421 613	1 712 042	265	24 357	360 159	1 505 405
335	Electrical equip, appliance & component mfg .....	55	2 436	26 002	109 668	58	1 981	18 374	80 906
336	Transportation equipment mfg .....	106	7 252	75 172	300 872	106	9 559	121 089	425 326
337	Furniture & related product mfg .....	237	4 310	33 583	131 044	233	4 210	30 151	122 837
339	Miscellaneous mfg .....	418	5 454	45 784	180 417	415	5 247	42 040	172 387
<b>42</b>	<b>Wholesale trade .....</b>	<b>5 967</b>	<b>95 481</b>	<b>1 141 389</b>	<b>4 542 575</b>	<b>6 098</b>	<b>95 135</b>	<b>1 115 537</b>	<b>4 526 289</b>
421	Wholesale trade, durable goods .....	4 016	58 923	778 977	3 044 664	4 156	59 481	781 333	3 082 106
422	Wholesale trade, nondurable goods .....	1 951	36 558	362 412	1 497 911	1 942	35 654	334 204	1 444 183
<b>44-45</b>	<b>Retail trade .....</b>	<b>19 659</b>	<b>284 759</b>	<b>1 516 368</b>	<b>6 396 937</b>	<b>19 539</b>	<b>284 601</b>	<b>1 442 740</b>	<b>6 062 491</b>
441	Motor vehicle & parts dealers .....	1 787	37 153	323 361	1 439 049	1 779	36 768	304 586	1 323 000
442	Furniture & home furnishing stores .....	1 154	11 568	67 713	280 123	1 149	11 009	65 897	274 788
443	Electronics & appliance stores .....	817	8 418	68 897	264 242	789	8 491	65 055	254 457
444	Bldg material & garden equip & supp dealers .....	1 394	22 683	153 517	674 951	1 360	21 389	137 582	600 042
445	Food & beverage stores .....	3 481	62 799	306 231	1 233 442	3 392	64 489	305 143	1 230 971
446	Health & personal care stores .....	1 607	18 067	95 074	410 031	1 583	17 222	89 239	376 192
447	Gasoline stations .....	1 687	14 047	54 799	230 626	1 672	14 102	53 466	221 932
448	Clothing & clothing accessories stores .....	2 965	30 470	107 887	453 458	2 984	29 312	100 802	431 154
451	Sporting goods, hobby, book & music stores .....	1 208	13 352	48 658	200 343	1 215	13 506	45 171	190 100
452	General merchandise stores .....	679	41 837	156 286	672 709	664	43 303	151 235	644 605
453	Miscellaneous store retailers .....	2 085	16 535	63 395	267 695	2 120	16 856	63 468	267 088
454	Nonstore retailers .....	795	7 830	70 550	270 268	832	8 154	61 096	248 162
<b>48-49</b>	<b>Transportation &amp; warehousing .....</b>	<b>3 359</b>	<b>54 324</b>	<b>419 292</b>	<b>1 749 740</b>	<b>3 272</b>	<b>56 470</b>	<b>406 184</b>	<b>1 757 080</b>
481	Air transportation .....	56	6 649	65 405	280 595	60	6 383	65 186	289 412
483	Water transportation .....	44	520	6 128	28 417	38	510	5 977	27 520
484	Truck transportation .....	1 604	17 403	140 860	598 861	1 556	18 900	144 393	615 259
485	Transit & ground passenger transportation .....	681	7 157	28 344	114 044	672	6 917	25 094	103 956
486	Pipeline transportation .....	19	(C)	(D)	(D)	21	(E)	(D)	(D)
487	Scenic & sightseeing transportation .....	55	(C)	(D)	(D)	46	(C)	(D)	(D)
488	Transportation support activities .....	530	7 299	59 220	253 498	516	7 649	58 260	247 082
492	Couriers & messengers .....	272	12 795	96 476	385 214	265	13 706	84 913	387 336
493	Warehousing & storage .....	98	2 078	14 927	61 294	98	1 897	13 672	57 287
<b>51</b>	<b>Information .....</b>	<b>2 458</b>	<b>70 119</b>	<b>1 003 782</b>	<b>3 714 447</b>	<b>2 454</b>	<b>71 221</b>	<b>998 889</b>	<b>3 951 650</b>
511	Publishing industries .....	614	16 994	245 497	915 109	611	17 381	246 374	1 026 134
512	Motion picture & sound recording industries .....	363	4 007	23 164	97 973	372	4 041	19 506	84 200
513	Broadcasting & telecommunications .....	1 026	39 332	599 331	2 204 901	987	39 887	622 145	2 345 116
514	Information & data processing services .....	455	9 786	135 790	496 464	484	9 912	110 864	496 200
<b>52</b>	<b>Finance &amp; insurance .....</b>	<b>7 183</b>	<b>115 169</b>	<b>1 547 972</b>	<b>5 802 277</b>	<b>7 238</b>	<b>110 052</b>	<b>1 428 861</b>	<b>5 343 426</b>
521	Monetary authorities - central bank .....	1	(E)	(D)	(D)	1	(E)	(D)	(D)
522	Credit intermediation & related activities .....	3 460	59 188	614 246	2 439 769	3 414	56 243	563 191	2 145 402
523	Security, commodity contracts & like activity .....	974	13 409	396 263	1 352 897	899	12 073	314 446	1 249 510
524	Insurance carriers & related activities .....	2 674	40 652	511 573	1 916 555	2 856	39 858	528 305	1 864 016
525	Funds, trusts, & other financial vehicles (part) .....	74	(G)	(D)	(D)	68	(G)	(D)	(D)
<b>53</b>	<b>Real estate &amp; rental &amp; leasing .....</b>	<b>5 452</b>	<b>46 193</b>	<b>405 311</b>	<b>1 593 519</b>	<b>5 344</b>	<b>44 917</b>	<b>355 274</b>	<b>1 457 077</b>
531	Real estate .....	4 380	33 861	321 947	1 240 857	4 266	32 718	275 925	1 126 430
532	Rental & leasing services .....	1 038	11 847	78 832	332 045	1 041	11 671	75 412	311 734
533	Lessors of other nonfinancial intangible asset .....	34	485	4 532	20 617	37	528	3 937	18 913

See footnotes at end of table.

**Table 1. The State—Establishments, Employees, and Payroll by Major Group: 2001 and 2000—Con.**

[Excludes most government employees, railroad employees, and self-employed persons. (D) denotes figures withheld to avoid disclosing data for individual companies; the data are included in broader industry totals. For explanation of terms, abbreviations, and data reliability/comparability, see introductory text]

NAICS code	Major group	2001				2000			
		Number of establishments	Number of employees for week including March 12	Payroll (\$1,000)		Number of establishments	Number of employees for week including March 12	Payroll (\$1,000)	
				First quarter	Annual			First quarter	Annual
<b>54</b>	<b>Professional, scientific &amp; technical services</b> .....	<b>17 030</b>	<b>207 526</b>	<b>2 617 287</b>	<b>11 103 513</b>	<b>16 557</b>	<b>192 610</b>	<b>2 401 636</b>	<b>10 389 979</b>
541	Professional, scientific & technical services .....	17 030	207 526	2 617 287	11 103 513	16 557	192 610	2 401 636	10 389 979
<b>55</b>	<b>Management of companies &amp; enterprises</b> .....	<b>817</b>	<b>57 486</b>	<b>957 873</b>	<b>3 383 073</b>	<b>814</b>	<b>53 398</b>	<b>746 325</b>	<b>3 077 775</b>
551	Management of companies & enterprises .....	817	57 486	957 873	3 383 073	814	53 398	746 325	3 077 775
<b>56</b>	<b>Admin, support, waste mgt, remediation services</b> .....	<b>7 527</b>	<b>165 733</b>	<b>987 544</b>	<b>4 190 891</b>	<b>7 259</b>	<b>170 918</b>	<b>910 159</b>	<b>4 123 718</b>
561	Administrative & support services .....	7 171	159 005	924 419	3 922 142	6 917	164 343	852 478	3 875 798
562	Waste management & remediation services .....	356	6 728	63 125	268 749	342	6 575	57 681	247 920
<b>61</b>	<b>Educational services</b> .....	<b>1 674</b>	<b>57 922</b>	<b>430 733</b>	<b>1 814 560</b>	<b>1 550</b>	<b>54 213</b>	<b>365 624</b>	<b>1 546 771</b>
611	Educational services .....	1 674	57 922	430 733	1 814 560	1 550	54 213	365 624	1 546 771
<b>62</b>	<b>Health care and social assistance</b> .....	<b>13 300</b>	<b>270 239</b>	<b>2 111 723</b>	<b>8 918 237</b>	<b>13 196</b>	<b>259 960</b>	<b>1 917 655</b>	<b>8 268 262</b>
621	Ambulatory health care services .....	9 543	86 174	837 089	3 708 733	9 570	84 594	755 230	3 457 784
622	Hospitals .....	84	87 651	802 351	3 248 572	83	84 849	745 567	3 040 665
623	Nursing & residential care facilities .....	1 240	53 725	288 761	1 194 212	1 179	51 026	253 493	1 056 628
624	Social assistance .....	2 433	42 689	183 522	766 720	2 364	39 491	163 365	713 185
<b>71</b>	<b>Arts, entertainment &amp; recreation</b> .....	<b>1 877</b>	<b>30 369</b>	<b>212 528</b>	<b>845 925</b>	<b>1 866</b>	<b>30 817</b>	<b>165 933</b>	<b>841 862</b>
711	Performing arts, spectator sports & related industries .....	505	7 122	130 905	460 806	510	6 503	87 760	470 749
712	Museums, historical sites & like institutions .....	84	1 949	9 270	40 695	81	1 939	8 303	37 823
713	Amusement, gambling & recreation industries .....	1 288	21 298	72 353	344 424	1 275	22 375	69 870	333 290
<b>72</b>	<b>Accommodation &amp; food services</b> .....	<b>9 099</b>	<b>168 647</b>	<b>500 250</b>	<b>2 225 229</b>	<b>8 849</b>	<b>166 041</b>	<b>472 392</b>	<b>2 116 608</b>
721	Accommodation .....	730	21 084	91 717	416 088	737	21 404	88 826	410 503
722	Food services & drinking places .....	8 369	147 563	408 533	1 809 141	8 112	144 637	383 566	1 706 105
<b>81</b>	<b>Other services (except public administration)</b> .....	<b>13 326</b>	<b>113 185</b>	<b>654 862</b>	<b>2 751 508</b>	<b>13 346</b>	<b>112 244</b>	<b>623 674</b>	<b>2 614 592</b>
811	Repair & maintenance .....	4 174	27 691	205 506	883 790	4 164	28 247	205 829	872 273
812	Personal & laundry services .....	3 996	31 049	137 681	575 864	4 097	31 233	128 543	542 493
813	Religious, grantmaking, civic, prof & like organizations .....	5 156	54 445	311 675	1 291 854	5 085	52 764	289 302	1 199 826
<b>95</b>	<b>Auxiliaries (exc corporate, subsidiary &amp; regional mgt)</b> .....	<b>248</b>	<b>20 527</b>	<b>368 481</b>	<b>1 260 869</b>	<b>308</b>	<b>20 542</b>	<b>295 391</b>	<b>1 105 067</b>
<b>99</b>	<b>Unclassified establishments</b> .....	<b>1 102</b>	<b>1 269</b>	<b>5 916</b>	<b>32 947</b>	<b>1 616</b>	<b>2 155</b>	<b>9 173</b>	<b>77 316</b>

Note: Employment-size classes are indicated as follows: A—0 to 19; B—20 to 99; C—100 to 249; E—250 to 499; F—500 to 999; G—1,000 to 2,499; H—2,500 to 4,999; I—5,000 to 9,999; J—10,000 to 24,999; K—25,000 to 49,999; L—50,000 to 99,999; M—100,000 or more.

**Table 2. The State—Employees, Payroll, and Establishments by Industry: 2001**

[Excludes most government employees, railroad employees, and self-employed persons. Size class 1 to 4 includes establishments with payroll, but no employees, during mid-March pay period. (D) denotes figures withheld to avoid disclosing data for individual companies; the data are included in broader industry totals. For explanation of terms, abbreviations, and data reliability/comparability, see introductory text]

NAICS code	Industry	Number of employees for week including March 12	Payroll (\$1,000)		Total number of establishments	Number of establishments by employment-size class								
			First quarter	Annual		1 to 4	5 to 9	10 to 19	20 to 49	50 to 99	100 to 249	250 to 499	500 to 999	1,000 or more
	<b>Total .....</b>	<b>2 091 198</b>	<b>18 205 154</b>	<b>74 186 613</b>	<b>129 301</b>	<b>67 928</b>	<b>25 098</b>	<b>17 137</b>	<b>11 609</b>	<b>4 139</b>	<b>2 493</b>	<b>605</b>	<b>171</b>	<b>121</b>
<b>11</b>	<b>Forestry, fishing, hunting, and agriculture support .....</b>	<b>943</b>	<b>5 055</b>	<b>21 846</b>	<b>231</b>	<b>170</b>	<b>35</b>	<b>20</b>	<b>5</b>	<b>1</b>				
113	Forestry and logging .....	(E)	(D)	(D)	69	37	22	9	1					
1131	Timber tract operations .....	(A)	(D)	(D)	5	4	1							
11311	Timber tract operations .....	(A)	(D)	(D)	5	4	1							
113110	Timber tract operations .....	(A)	(D)	(D)	5	4	1							
1132	Forest nurseries & gathering forest products .....	(B)	(D)	(D)	4	2		2						
11321	Forest nurseries & gathering forest products .....	(B)	(D)	(D)	4	2		2						
113210	Forest nurseries & gathering forest products .....	(B)	(D)	(D)	4	2		2						
1133	Logging .....	314	1 614	6 324	60	31	21	7	1					
11331	Logging .....	314	1 614	6 324	60	31	21	7	1					
113310	Logging .....	314	1 614	6 324	60	31	21	7	1					
114	Fishing, hunting & trapping .....	(C)	(D)	(D)	35	29	2	3	1					
1141	Fishing .....	(B)	(D)	(D)	27	26	1							
11411	Fishing .....	(B)	(D)	(D)	27	26	1							
114111	Finfish fishing .....	(A)	(D)	(D)	18	18								
114112	Shellfish fishing .....	(A)	(D)	(D)	9	8	1							
1142	Hunting & trapping .....	(B)	(D)	(D)	8	3	1	3	1					
11421	Hunting & trapping .....	(B)	(D)	(D)	8	3	1	3	1					
114210	Hunting & trapping .....	(B)	(D)	(D)	8	3	1	3	1					
115	Agriculture & forestry support activities .....	479	2 385	10 683	127	104	11	8	3	1				
1151	Crop production support activities .....	(B)	(D)	(D)	23	18	1	4						
11511	Crop production support activities .....	(B)	(D)	(D)	23	18	1	4						
115112	Soil preparation, planting, & cultivating ..	(B)	(D)	(D)	13	10		3						
115113	Crop harvesting, primarily by machine ..	(A)	(D)	(D)	2	1		1						
115114	Postharvest crop activities (exc ginning) .....	(A)	(D)	(D)	5	4	1							
115115	Farm labor contractors & crew leaders ..	(A)	(D)	(D)	1	1								
115116	Farm management services .....	(A)	(D)	(D)	2	2								
1152	Animal production support activities .....	312	1 232	5 319	89	73	10	4	1	1				
11521	Animal production support activities .....	312	1 232	5 319	89	73	10	4	1	1				
115210	Animal production support activities .....	312	1 232	5 319	89	73	10	4	1	1				
1153	Forestry support activities .....	(B)	(D)	(D)	15	13			2					
11531	Forestry support activities .....	(B)	(D)	(D)	15	13			2					
115310	Forestry support activities .....	(B)	(D)	(D)	15	13			2					
<b>21</b>	<b>Mining .....</b>	<b>2 160</b>	<b>22 462</b>	<b>95 097</b>	<b>101</b>	<b>30</b>	<b>17</b>	<b>17</b>	<b>25</b>	<b>10</b>	<b>2</b>			
211	Oil & gas extraction .....	(A)	(D)	(D)	4	3	1							
2111	Oil & gas extraction .....	(A)	(D)	(D)	4	3	1							
21111	Oil & gas extraction .....	(A)	(D)	(D)	4	3	1							
211111	Crude petroleum & natural gas extraction .....	(A)	(D)	(D)	4	3	1							
212	Mining (except oil & gas) .....	(G)	(D)	(D)	85	23	13	14	24	10	1			
2121	Coal mining .....	(E)	(D)	(D)	14	4	4	1	3	1	1			
21211	Coal mining .....	(E)	(D)	(D)	14	4	4	1	3	1	1			
212111	Bituminous coal & lignite surface mining .....	(C)	(D)	(D)	11	3	4	1	2	1				
212112	Bituminous coal underground mining .....	(C)	(D)	(D)	3	1			1		1			
2122	Metal ore mining .....	(A)	(D)	(D)	1	1								
21222	Gold ore & silver ore mining .....	(A)	(D)	(D)	1	1								
212221	Gold ore mining .....	(A)	(D)	(D)	1	1								
2123	Nonmetallic mineral mining & quarrying .....	1 522	15 889	68 894	70	18	9	13	21	9				
21231	Stone mining & quarrying .....	850	9 932	42 272	28	4	2	5	11	6				
212311	Dimension stone mining & quarrying .....	44	233	1 253	4	1	1	1						
212312	Crushed & broken limestone mining & quarrying .....	359	5 187	20 966	10	1		3	3	3				
212313	Crushed & broken granite mining & quarrying .....	(C)	(D)	(D)	4		1		1	2				
212319	Other crushed & broken stone mining & quarrying .....	(E)	(D)	(D)	10	2		1	6	1				
21232	Sand, gravel, clay, refractory minerals mining .....	(F)	(D)	(D)	41	14	7	8	9	3				
212321	Construction sand & gravel mining .....	(F)	(D)	(D)	36	14	5	7	8	2				
212322	Industrial sand mining .....	(B)	(D)	(D)	3		2	1						
212325	Clay & ceramic & refractory minerals mining .....	(C)	(D)	(D)	2				1	1				
21239	Other nonmetallic mineral mining & quarrying .....	(B)	(D)	(D)	1				1					
212399	All other nonmetallic mineral mining .....	(B)	(D)	(D)	1				1					
213	Mining support activities .....	(C)	(D)	(D)	12	4	3	3	1		1			
2131	Mining support activities .....	(C)	(D)	(D)	12	4	3	3	1		1			
21311	Mining support activities .....	(C)	(D)	(D)	12	4	3	3	1		1			
213111	Drilling oil & gas wells .....	29	167	714	4	2	1	1						
213112	Oil & gas operations support activities ..	(C)	(D)	(D)	4	1	1	1			1			
213113	Support activities for coal mining .....	(B)	(D)	(D)	4	1	1	1	1					
<b>22</b>	<b>Utilities .....</b>	<b>12 725</b>	<b>213 738</b>	<b>746 352</b>	<b>125</b>	<b>42</b>	<b>12</b>	<b>16</b>	<b>11</b>	<b>17</b>	<b>17</b>	<b>4</b>	<b>4</b>	<b>2</b>

See footnotes at end of table.

**Table 2. The State—Employees, Payroll, and Establishments by Industry: 2001—Con.**

[Excludes most government employees, railroad employees, and self-employed persons. Size class 1 to 4 includes establishments with payroll, but no employees, during mid-March pay period. (D) denotes figures withheld to avoid disclosing data for individual companies; the data are included in broader industry totals. For explanation of terms, abbreviations, and data reliability/comparability, see introductory text]

NAICS code	Industry	Number of employees for week including March 12	Payroll (\$1,000)		Total number of establishments	Number of establishments by employment-size class											
			First quarter	Annual		1 to 4	5 to 9	10 to 19	20 to 49	50 to 99	100 to 249	250 to 499	500 to 999	1,000 or more			
<b>22</b>	<b>Utilities—Con.</b>																
221	Utilities .....	12 725	213 738	746 352	125	42	12	16	11	17	17	4	4	2			
2211	Elec pwr generation, transmsn & distribution .....	11 934	204 216	703 930	90	24	7	10	7	16	17	3	4	2			
221111	Electric power generation .....	1 153	23 489	81 667	25	11	1	2	2	5	4	—	—	—			
2211111	Hydroelectric power generation (C) .....	(D)	(D)	(D)	4	1	—	—	—	3	—	—	—	—			
2211112	Fossil fuel electric power generation (F) .....	(D)	(D)	(D)	18	7	1	2	2	2	4	—	—	—			
221119	Other electric power generation (A) .....	(D)	(D)	(D)	3	3	—	—	—	—	—	—	—	—			
2212	Electric pwr transmsn, control & distribution .....	10 781	180 727	622 263	65	13	6	8	5	11	13	3	4	2			
22122	Electric power distribution .....	10 781	180 727	622 263	65	13	6	8	5	11	13	3	4	2			
2212	Natural gas distribution .....	604	7 576	34 101	11	3	1	3	3	—	—	1	—	—			
22121	Natural gas distribution .....	604	7 576	34 101	11	3	1	3	3	—	—	1	—	—			
221210	Natural gas distribution .....	604	7 576	34 101	11	3	1	3	3	—	—	1	—	—			
2213	Water, sewage & other systems .....	187	1 946	8 321	24	15	4	3	1	1	—	—	—	—			
22131	Water supply & irrigation systems .....	101	885	3 969	17	11	3	2	1	—	—	—	—	—			
221310	Water supply & irrigation systems .....	101	885	3 969	17	11	3	2	1	—	—	—	—	—			
22132	Sewage treatment facilities (B) .....	(D)	(D)	(D)	6	4	1	1	—	—	—	—	—	—			
221320	Sewage treatment facilities (B) .....	(D)	(D)	(D)	6	4	1	1	—	—	—	—	—	—			
22133	Steam & air-conditioning supply (B) .....	(D)	(D)	(D)	1	—	—	—	—	1	—	—	—	—			
221330	Steam & air-conditioning supply (B) .....	(D)	(D)	(D)	1	—	—	—	—	1	—	—	—	—			
<b>23</b>	<b>Construction</b> .....	<b>159 338</b>	<b>1 389 918</b>	<b>6 205 507</b>	<b>14 830</b>	<b>8 789</b>	<b>2 654</b>	<b>1 722</b>	<b>1 121</b>	<b>335</b>	<b>162</b>	<b>39</b>	<b>5</b>	<b>3</b>			
233	Building, developing & general contracting ....	39 900	389 080	1 650 045	4 889	3 252	812	477	240	64	37	5	—	2			
2331	Land subdivision & land development .....	1 397	16 458	67 547	219	148	36	22	9	3	1	—	—	—			
23311	Land subdivision & land development .....	1 397	16 458	67 547	219	148	36	22	9	3	1	—	—	—			
233110	Land subdivision & land development ..	1 397	16 458	67 547	219	148	36	22	9	3	1	—	—	—			
2332	Residential building construction .....	19 236	168 832	727 015	3 735	2 707	595	282	110	28	11	2	—	—			
23321	Single-family housing construction .....	17 666	153 566	664 425	3 560	2 606	563	258	96	26	9	2	—	—			
233210	Single-family housing construction .....	17 666	153 566	664 425	3 560	2 606	563	258	96	26	9	2	—	—			
23322	Multifamily housing construction .....	1 570	15 266	62 590	175	101	32	24	14	2	2	—	—	—			
233220	Multifamily housing construction .....	1 570	15 266	62 590	175	101	32	24	14	2	2	—	—	—			
2333	Nonresidential building construction .....	19 267	203 790	855 483	935	397	181	173	121	33	25	3	—	2			
23331	Mfg & industrial building construction .....	860	8 707	37 832	82	49	16	10	4	2	—	1	—	—			
233310	Mfg & industrial building construction ...	860	8 707	37 832	82	49	16	10	4	2	—	1	—	—			
23332	Commercial & institutional bldg construction .....	18 407	195 083	817 651	853	348	165	163	117	31	25	2	—	2			
233320	Commercial & institutional bldg construction .....	18 407	195 083	817 651	853	348	165	163	117	31	25	2	—	2			
234	Heavy construction .....	14 552	119 878	584 080	681	263	132	110	108	45	14	8	1	—			
2341	Highway, street, bridge & tunnel construction .....	7 194	56 473	298 425	223	88	28	34	36	22	8	6	1	—			
23411	Highway & street construction (I) .....	(D)	(D)	(D)	212	82	26	34	36	20	8	5	1	—			
234110	Highway & street construction (I) .....	(D)	(D)	(D)	212	82	26	34	36	20	8	5	1	—			
23412	Bridge & tunnel construction (E) .....	(D)	(D)	(D)	11	6	2	—	—	2	—	1	—	—			
234120	Bridge & tunnel construction (E) .....	(D)	(D)	(D)	11	6	2	—	—	2	—	1	—	—			
2349	Other heavy construction .....	7 358	63 405	285 655	458	175	104	76	72	23	6	2	—	—			
23491	Water, sewer & pipeline construction .....	3 429	28 482	133 326	145	41	29	25	29	16	4	1	—	—			
234910	Water, sewer & pipeline construction ...	3 429	28 482	133 326	145	41	29	25	29	16	4	1	—	—			
23492	Pwr, communication transmsn line construction .....	(G)	(D)	(D)	74	25	13	12	20	2	1	1	—	—			
234920	Pwr, communication transmsn line construction .....	(G)	(D)	(D)	74	25	13	12	20	2	1	1	—	—			
23493	Industrial nonbuilding structure construction .....	(C)	(D)	(D)	8	3	2	2	—	1	—	—	—	—			
234930	Industrial nonbuilding structure construction .....	(C)	(D)	(D)	8	3	2	2	—	1	—	—	—	—			
23499	All other heavy construction .....	2 228	19 156	89 998	231	106	60	37	23	4	1	—	—	—			
234990	All other heavy construction .....	2 228	19 156	89 998	231	106	60	37	23	4	1	—	—	—			
235	Special trade contractors .....	104 886	880 960	3 971 382	9 260	5 274	1 710	1 135	773	226	111	26	4	1			
2351	Plumbing, heating & AC contractor .....	26 020	244 639	1 040 327	1 974	1 019	395	267	203	51	31	6	2	—			
23511	Plumbing, heating & AC contractor .....	26 020	244 639	1 040 327	1 974	1 019	395	267	203	51	31	6	2	—			
235110	Plumbing, heating & AC contractor .....	26 020	244 639	1 040 327	1 974	1 019	395	267	203	51	31	6	2	—			
2352	Painting & wall covering contractors .....	5 596	35 272	166 884	969	693	132	85	45	10	4	—	—	—			
23521	Painting & wall covering contractors .....	5 596	35 272	166 884	969	693	132	85	45	10	4	—	—	—			
235210	Painting & wall covering contractors ....	5 596	35 272	166 884	969	693	132	85	45	10	4	—	—	—			
2353	Electrical contractors .....	19 105	186 521	791 241	1 392	717	253	201	154	36	25	5	1	—			
23531	Electrical contractors .....	19 105	186 521	791 241	1 392	717	253	201	154	36	25	5	1	—			
235310	Electrical contractors .....	19 105	186 521	791 241	1 392	717	253	201	154	36	25	5	1	—			
2354	Masonry, drywall, insulation, tile contractors ..	15 313	112 213	475 379	1 110	592	229	134	89	39	18	9	—	—			
23541	Masonry & stone contractors .....	5 754	37 407	173 674	566	322	124	62	33	18	5	2	—	—			
235410	Masonry & stone contractors .....	5 754	37 407	173 674	566	322	124	62	33	18	5	2	—	—			
23542	Drywall, acoustical & insulation contractors .....	8 803	69 276	277 411	421	201	74	55	51	20	13	7	—	—			
235420	Drywall, acoustical & insulation contractors .....	8 803	69 276	277 411	421	201	74	55	51	20	13	7	—	—			
23543	Tile, marble, terrazzo & mosaic contractors .....	756	5 530	24 294	123	69	31	17	5	1	—	—	—	—			
235430	Tile, marble, terrazzo & mosaic contractors .....	756	5 530	24 294	123	69	31	17	5	1	—	—	—	—			
2355	Carpentry & floor contractors .....	7 469	53 054	233 984	1 249	833	221	121	61	11	1	1	—	—			
23551	Carpentry contractors .....	5 296	33 639	148 755	952	637	173	89	44	8	1	—	—	—			
235510	Carpentry contractors .....	5 296	33 639	148 755	952	637	173	89	44	8	1	—	—	—			
23552	Floor laying & other floor contractors .....	2 173	19 415	85 229	297	196	48	32	17	3	—	1	—	—			
235520	Floor laying & other floor contractors ...	2 173	19 415	85 229	297	196	48	32	17	3	—	1	—	—			
2356	Roofing, siding, & sheet metal contractors ..	5 924	45 506	200 607	537	293	112	69	40	15	7	1	—	—			
23561	Roofing, siding, & sheet metal contractors .....	5 924	45 506	200 607	537	293	112	69	40	15	7	1	—	—			
235610	Roofing, siding, & sheet metal contractors .....	5 924	45 506	200 607	537	293	112	69	40	15	7	1	—	—			

See footnotes at end of table.

**Table 2. The State—Employees, Payroll, and Establishments by Industry: 2001—Con.**

[Excludes most government employees, railroad employees, and self-employed persons. Size class 1 to 4 includes establishments with payroll, but no employees, during mid-March pay period. (D) denotes figures withheld to avoid disclosing data for individual companies; the data are included in broader industry totals. For explanation of terms, abbreviations, and data reliability/comparability, see introductory text]

NAICS code	Industry	Number of employees for week including March 12	Payroll (\$1,000)		Total number of establishments	Number of establishments by employment-size class										
			First quarter	Annual		1 to 4	5 to 9	10 to 19	20 to 49	50 to 99	100 to 249	250 to 499	500 to 999	1,000 or more		
<b>23</b>	<b>Construction—Con.</b>															
235	Special trade contractors—Con.															
2357	Concrete contractors	10 611	79 909	500 173	592	284	122	80	77	16	9	2	1	1		
23571	Concrete contractors	10 611	79 909	500 173	592	284	122	80	77	16	9	2	1	1		
235710	Concrete contractors	10 611	79 909	500 173	592	284	122	80	77	16	9	2	1	1		
2358	Water well drilling contractors	435	3 252	15 452	51	23	12	9	7	—	—	—	—	—	—	—
23581	Water well drilling contractors	435	3 252	15 452	51	23	12	9	7	—	—	—	—	—	—	—
235810	Water well drilling contractors	435	3 252	15 452	51	23	12	9	7	—	—	—	—	—	—	—
2359	Other special trade contractors	14 413	120 594	547 335	1 386	820	234	169	97	48	16	2	—	—	—	—
23591	Structural steel erection contractors	1 480	11 904	53 172	86	33	18	10	18	6	1	—	—	—	—	—
235910	Structural steel erection contractors	1 480	11 904	53 172	86	33	18	10	18	6	1	—	—	—	—	—
23592	Glass & glazing contractors	1 482	13 583	59 240	113	43	34	20	9	5	2	—	—	—	—	—
235920	Glass & glazing contractors	1 482	13 583	59 240	113	43	34	20	9	5	2	—	—	—	—	—
23593	Excavation contractors	3 047	22 845	114 763	427	287	73	38	18	7	4	—	—	—	—	—
235930	Excavation contractors	3 047	22 845	114 763	427	287	73	38	18	7	4	—	—	—	—	—
23594	Wrecking & demolition contractors	876	6 420	30 735	42	19	3	9	6	3	2	—	—	—	—	—
235940	Wrecking & demolition contractors	876	6 420	30 735	42	19	3	9	6	3	2	—	—	—	—	—
23595	Bldg equip & oth mach installation contractor	2 090	27 088	110 729	97	46	16	10	7	14	4	—	—	—	—	—
235950	Bldg equip & oth mach installation contractor	2 090	27 088	110 729	97	46	16	10	7	14	4	—	—	—	—	—
23599	All other special trade contractors	5 438	38 754	178 696	621	392	90	82	39	13	3	2	—	—	—	—
235990	All other special trade contractors	5 438	38 754	178 696	621	392	90	82	39	13	3	2	—	—	—	—
<b>31-33</b>	<b>Manufacturing</b>	<b>157 086</b>	<b>1 692 670</b>	<b>6 791 564</b>	<b>3 936</b>	<b>1 386</b>	<b>737</b>	<b>596</b>	<b>589</b>	<b>291</b>	<b>217</b>	<b>86</b>	<b>23</b>	<b>11</b>		
311	Food mfg	15 224	107 649	446 129	336	101	52	58	56	26	31	6	6	—	—	—
3111	Animal food mfg	464	3 350	14 654	18	2	2	4	8	2	—	—	—	—	—	—
31111	Animal food mfg	464	3 350	14 654	18	2	2	4	8	2	—	—	—	—	—	—
311111	Dog & cat food mfg	(C)	(D)	(D)	4	2	—	—	1	1	—	—	—	—	—	—
311119	Other animal food mfg	(E)	(D)	(D)	14	—	2	4	7	1	—	—	—	—	—	—
3112	Grain & oilseed milling	515	4 508	20 739	7	—	—	1	4	—	2	—	—	—	—	—
31121	Flour milling & malt mfg	229	1 665	8 768	4	—	—	—	3	—	1	—	—	—	—	—
311211	Flour milling	229	1 665	8 768	4	—	—	—	3	—	1	—	—	—	—	—
31122	Starch & vegetable fats & oils mfg	286	2 843	11 971	3	—	—	1	1	—	1	—	—	—	—	—
311222	Soybean processing	(A)	(D)	(D)	1	—	—	—	1	—	—	—	—	—	—	—
311225	Fats & oils refining & blending	(E)	(D)	(D)	2	—	—	—	1	—	1	—	—	—	—	—
3113	Sugar & confectionery product mfg	858	8 863	32 720	28	12	4	3	6	1	1	1	—	—	—	—
31131	Sugar mfg	(E)	(D)	(D)	2	1	—	—	—	—	—	1	—	—	—	—
311312	Cane sugar refining	(E)	(D)	(D)	1	—	—	—	—	—	—	1	—	—	—	—
311313	Beet sugar mfg	(A)	(D)	(D)	1	1	—	—	—	—	—	—	—	—	—	—
31132	Choc & confectionery mfg from cacao beans	(B)	(D)	(D)	3	1	1	—	—	1	—	—	—	—	—	—
311320	Choc & confectionery mfg from cacao beans	(B)	(D)	(D)	3	1	1	—	—	1	—	—	—	—	—	—
31133	Confectionery mfg from purchased chocolate	(C)	(D)	(D)	14	6	2	2	4	—	—	—	—	—	—	—
311330	Confectionery mfg from purchased chocolate	(C)	(D)	(D)	14	6	2	2	4	—	—	—	—	—	—	—
31134	Nonchocolate confectionery mfg	208	1 576	6 294	9	4	1	1	2	—	1	—	—	—	—	—
311340	Nonchocolate confectionery mfg	208	1 576	6 294	9	4	1	1	2	—	1	—	—	—	—	—
3114	Fruit & veg preserving & specialty food mfg	659	5 309	23 052	15	6	—	—	4	3	2	—	—	—	—	—
31141	Frozen food mfg	295	1 823	5 067	6	1	—	—	2	3	—	—	—	—	—	—
311411	Frozen fruit, juice & vegetable mfg	(C)	(D)	(D)	4	1	—	—	2	1	—	—	—	—	—	—
311412	Frozen specialty food mfg	(C)	(D)	(D)	2	—	—	—	—	2	—	—	—	—	—	—
31142	Fruit & veg canning, pickling & drying	364	3 486	17 985	9	5	—	—	2	—	2	—	—	—	—	—
311421	Fruit & vegetable canning	(E)	(D)	(D)	8	4	—	—	2	—	2	—	—	—	—	—
311423	Dried & dehydrated food mfg	(A)	(D)	(D)	1	1	—	—	—	—	—	—	—	—	—	—
3115	Dairy product mfg	1 679	15 806	61 889	16	2	2	1	2	4	3	2	—	—	—	—
31151	Dairy product (exc frozen) mfg	987	9 428	37 461	10	2	—	1	—	4	2	1	—	—	—	—
311511	Fluid milk mfg	842	7 991	31 340	6	1	—	—	—	2	2	1	—	—	—	—
311513	Cheese mfg	(B)	(D)	(D)	2	1	—	—	—	1	—	—	—	—	—	—
311514	Dry, condensed, evaporated dairy product mfg	(B)	(D)	(D)	2	—	—	1	—	—	—	—	—	—	—	—
31152	Ice cream & frozen dessert mfg	692	6 378	24 428	6	—	2	—	2	—	1	1	—	—	—	—
311520	Ice cream & frozen dessert mfg	692	6 378	24 428	6	—	2	—	2	—	1	1	—	—	—	—
3116	Animal slaughtering & processing	3 838	18 465	75 730	30	5	3	5	3	4	4	2	4	—	—	—
31161	Animal slaughtering & processing	3 838	18 465	75 730	30	5	3	5	3	4	4	2	4	—	—	—
311611	Animal (except poultry) slaughtering	(C)	(D)	(D)	11	4	2	2	2	1	—	—	—	—	—	—
311612	Meat processed from carcasses	(F)	(D)	(D)	10	1	1	3	1	1	2	1	—	—	—	—
311613	Rendering & meat by-product processing	(C)	(D)	(D)	2	—	—	—	—	2	—	—	—	—	—	—
311615	Poultry processing	2 893	12 972	52 437	7	—	—	—	—	—	2	1	4	—	—	—
3117	Seafood product preparation & packaging	889	5 027	23 686	26	11	4	3	5	1	1	1	—	—	—	—
31171	Seafood product preparation & packaging	889	5 027	23 686	26	11	4	3	5	1	1	1	—	—	—	—
311711	Seafood canning	(B)	(D)	(D)	4	2	1	—	—	1	—	—	—	—	—	—
311712	Fresh & frozen seafood processing	(F)	(D)	(D)	22	9	3	3	5	—	1	1	—	—	—	—
3118	Bakeries & tortilla mfg	3 529	21 028	90 432	154	53	32	33	20	7	8	—	1	—	—	—
31181	Bread & bakery product mfg	3 434	20 500	88 153	143	48	29	32	18	7	8	—	1	—	—	—
311811	Retail bakeries	(G)	(D)	(D)	91	33	20	26	10	1	1	—	—	—	—	—
311812	Commercial bakeries	2 355	16 353	69 674	50	14	9	6	8	5	7	—	1	—	—	—
311813	Frozen cakes, pies & other pastries mfg	(B)	(D)	(D)	2	1	—	—	—	1	—	—	—	—	—	—
31182	Cookie, cracker & pasta mfg	(B)	(D)	(D)	7	3	2	1	1	—	—	—	—	—	—	—
311821	Cookie & cracker mfg	(A)	(D)	(D)	2	1	1	—	—	—	—	—	—	—	—	—
311822	Flour mixes & dough mfg from purchased flour	(B)	(D)	(D)	4	2	—	1	1	—	—	—	—	—	—	—
311823	Dry pasta mfg	(A)	(D)	(D)	1	—	1	—	—	—	—	—	—	—	—	—
31183	Tortilla mfg	(B)	(D)	(D)	4	2	1	—	1	—	—	—	—	—	—	—
311830	Tortilla mfg	(B)	(D)	(D)	4	2	1	—	1	—	—	—	—	—	—	—
3119	Other food mfg	2 795	25 293	103 227	42	10	5	8	4	4	10	—	1	—	—	—
31191	Snack food mfg	(E)	(D)	(D)	3	1	—	—	—	1	—	—	—	—	—	—
311911	Roasted nuts & peanut butter mfg	(B)	(D)	(D)	1	—	—	—	—	1	—	—	—	—	—	—
311919	Other snack food mfg	(C)	(D)	(D)	2	1	—	—	—	—	1	—	—	—	—	—

**Table 2. The State—Employees, Payroll, and Establishments by Industry: 2001—Con.**

[Excludes most government employees, railroad employees, and self-employed persons. Size class 1 to 4 includes establishments with payroll, but no employees, during mid-March pay period. (D) denotes figures withheld to avoid disclosing data for individual companies; the data are included in broader industry totals. For explanation of terms, abbreviations, and data reliability/comparability, see introductory text]

NAICS code	Industry	Number of employees for week including March 12	Payroll (\$1,000)		Total number of establishments	Number of establishments by employment-size class											
			First quarter	Annual		1 to 4	5 to 9	10 to 19	20 to 49	50 to 99	100 to 249	250 to 499	500 to 999	1,000 or more			
<b>31-33</b>	<b>Manufacturing—Con.</b>																
311	Food mfg—Con.																
3119	Other food mfg—Con.																
31192	Coffee & tea mfg	212	696	2 853	4	—	1	2	—	—	—	1	—	—	—	—	—
311920	Coffee & tea mfg	212	696	2 853	4	—	1	2	—	—	—	1	—	—	—	—	—
31193	Flavoring syrup & concentrate mfg	(B)	(D)	(D)	2	—	—	—	1	1	—	—	—	—	—	—	—
311930	Flavoring syrup & concentrate mfg	(B)	(D)	(D)	2	—	—	—	1	1	—	—	—	—	—	—	—
31194	Seasoning & dressing mfg	1 755	19 039	75 561	18	3	2	3	1	2	6	—	1	—	—	—	—
311941	Mayonnaise, dressing & oth prepared sauce mfg	230	2 059	8 187	5	1	1	1	—	1	1	—	—	—	—	—	—
311942	Spice & extract mfg	1 525	16 980	67 374	13	2	1	2	1	1	5	—	1	—	—	—	—
31199	All other food mfg	(E)	(D)	(D)	15	6	2	3	2	—	2	—	—	—	—	—	—
311991	Perishable prepared food mfg	(C)	(D)	(D)	7	2	2	2	—	—	1	—	—	—	—	—	—
311999	All other miscellaneous food mfg	(C)	(D)	(D)	8	4	—	1	2	—	1	—	—	—	—	—	—
312	Beverage & tobacco product mfg	1 898	17 163	75 702	31	11	1	2	8	4	2	3	—	—	—	—	—
3121	Beverage mfg	1 898	17 163	75 702	31	11	1	2	8	4	2	3	—	—	—	—	—
31211	Soft drink & ice mfg	1 451	12 916	56 736	20	7	1	1	3	4	2	2	—	—	—	—	—
312111	Soft drink mfg	(G)	(D)	(D)	10	1	—	—	1	4	2	2	—	—	—	—	—
312112	Bottled water mfg	(A)	(D)	(D)	2	1	1	—	—	—	—	—	—	—	—	—	—
312113	Ice mfg	(B)	(D)	(D)	8	5	—	1	2	—	—	—	—	—	—	—	—
31212	Breweries	(B)	(D)	(D)	5	2	—	1	2	—	—	—	—	—	—	—	—
312120	Breweries	(B)	(D)	(D)	5	2	—	1	2	—	—	—	—	—	—	—	—
31213	Wineries	(B)	(D)	(D)	3	2	—	—	1	—	—	—	—	—	—	—	—
312130	Wineries	(B)	(D)	(D)	3	2	—	—	1	—	—	—	—	—	—	—	—
31214	Distilleries	338	3 810	17 053	3	—	—	—	2	—	—	1	—	—	—	—	—
312140	Distilleries	338	3 810	17 053	3	—	—	—	2	—	—	1	—	—	—	—	—
313	Textile mills	2 424	20 874	76 650	42	18	5	7	1	4	4	2	1	—	—	—	—
3132	Fabric mills	1 545	10 009	37 250	20	10	1	2	1	2	2	1	1	—	—	—	—
31321	Broadwoven fabric mills	(E)	(D)	(D)	10	8	1	—	—	—	—	1	—	—	—	—	—
313210	Broadwoven fabric mills	(E)	(D)	(D)	10	8	1	—	—	—	—	1	—	—	—	—	—
31322	Narrow fabric mills & schiffli mach embroidery	913	4 963	20 085	7	2	—	—	1	2	1	—	1	—	—	—	—
313221	Narrow fabric mills	(F)	(D)	(D)	4	1	—	—	1	1	—	—	—	—	—	—	—
313222	Schiffli machine embroidery	(C)	(D)	(D)	3	1	—	—	—	1	1	—	—	—	—	—	—
31323	Nonwoven fabric mills	(C)	(D)	(D)	3	—	—	2	—	—	1	—	—	—	—	—	—
313230	Nonwoven fabric mills	(C)	(D)	(D)	3	—	—	2	—	—	1	—	—	—	—	—	—
3133	Textile, fabric finishing, fabric coating mills	879	10 865	39 400	22	8	4	5	—	2	2	1	—	—	—	—	—
31331	Textile & fabric finishing mills	(E)	(D)	(D)	16	7	4	4	—	—	—	1	—	—	—	—	—
313311	Broadwoven fabric finishing mills	(E)	(D)	(D)	15	6	4	4	—	—	—	1	—	—	—	—	—
313312	Textile, fabric finishing (exc broadwoven) mills	(A)	(D)	(D)	1	1	—	—	—	—	—	—	—	—	—	—	—
31332	Fabric coating mills	(F)	(D)	(D)	6	1	—	1	—	2	2	—	—	—	—	—	—
313320	Fabric coating mills	(F)	(D)	(D)	6	1	—	1	—	2	2	—	—	—	—	—	—
314	Textile product mills	1 130	7 523	29 851	106	56	25	13	9	2	—	1	—	—	—	—	—
3141	Textile furnishings mills	261	2 070	7 411	48	31	10	5	2	—	—	—	—	—	—	—	—
31411	Carpet & rug mills	(A)	(D)	(D)	3	2	1	—	—	—	—	—	—	—	—	—	—
314110	Carpet & rug mills	(A)	(D)	(D)	3	2	1	—	—	—	—	—	—	—	—	—	—
31412	Curtain & linen mills	(E)	(D)	(D)	45	29	9	5	2	—	—	—	—	—	—	—	—
314121	Curtain & drapery mills	238	1 881	6 612	42	27	9	4	2	—	—	—	—	—	—	—	—
314129	Other household textile product mills	(A)	(D)	(D)	3	2	—	1	—	—	—	—	—	—	—	—	—
3149	Other textile product mills	869	5 453	22 440	58	25	15	8	7	2	—	1	—	—	—	—	—
31491	Textile bag & canvas mills	404	2 612	10 866	43	21	11	5	5	1	—	—	—	—	—	—	—
314911	Textile bag mills	(B)	(D)	(D)	4	2	—	1	1	—	—	—	—	—	—	—	—
314912	Canvas & related product mills	(E)	(D)	(D)	39	19	11	4	4	1	—	—	—	—	—	—	—
31499	All other textile product mills	465	2 841	11 574	15	4	4	3	2	1	—	1	—	—	—	—	—
314991	Rope, cordage & twine mills	(A)	(D)	(D)	1	—	1	—	—	—	—	—	—	—	—	—	—
314999	All other miscellaneous textile product mills	(E)	(D)	(D)	14	4	3	3	2	1	—	1	—	—	—	—	—
315	Apparel manufacturing	2 659	17 109	65 172	116	68	14	9	14	6	2	2	1	—	—	—	—
3151	Apparel knitting mills	(B)	(D)	(D)	4	1	1	—	2	—	—	—	—	—	—	—	—
31519	Other apparel knitting mills	(B)	(D)	(D)	4	1	1	—	2	—	—	—	—	—	—	—	—
315191	Outerwear knitting mills	(B)	(D)	(D)	4	1	1	—	2	—	—	—	—	—	—	—	—
3152	Cut & sew apparel mfg	2 410	15 867	60 187	87	51	10	6	10	5	2	2	1	—	—	—	—
31521	Cut & sew apparel contractors	(F)	(D)	(D)	42	28	6	3	2	1	2	—	—	—	—	—	—
315211	Men's, boys' cut & sew apparel contractors	(E)	(D)	(D)	5	3	—	—	—	1	1	—	—	—	—	—	—
315212	Women's, girls', infants, cut, sew apparel contr	(E)	(D)	(D)	37	25	6	3	2	—	1	—	—	—	—	—	—
31522	Men's, boys' cut & sew apparel mfg	(F)	(D)	(D)	15	5	1	—	5	2	—	2	—	—	—	—	—
315222	Men's, boys' cut & sew suit, coat, overcoat mfg	(F)	(D)	(D)	8	2	—	—	3	1	—	2	—	—	—	—	—
315223	Men's, boys' cut & sew shirt (exc work) mfg	(B)	(D)	(D)	1	—	—	—	1	—	—	—	—	—	—	—	—
315225	Men's, boys' cut & sew work clothing mfg	(B)	(D)	(D)	3	1	1	—	1	—	—	—	—	—	—	—	—
315228	Men's, boys' cut & sew oth outerwear mfg	(B)	(D)	(D)	3	2	—	—	—	1	—	—	—	—	—	—	—
31523	Women's, girls' cut & sew apparel mfg	(E)	(D)	(D)	26	17	2	2	3	2	—	—	—	—	—	—	—
315231	Women's, girls' cut & sew lingerie mfg	(A)	(D)	(D)	1	1	—	—	—	—	—	—	—	—	—	—	—
315232	Women's, girls' cut & sew blouse mfg	(C)	(D)	(D)	6	4	—	—	1	1	—	—	—	—	—	—	—
315233	Women's, girls' cut & sew dress mfg	(A)	(D)	(D)	5	4	1	—	—	—	—	—	—	—	—	—	—
315234	Women's, girls' cut & sew suit, coat, skirt mfg	(B)	(D)	(D)	4	2	—	—	1	1	—	—	—	—	—	—	—
315239	Women's, girls' cut & sew other outerwear mfg	(B)	(D)	(D)	10	6	1	2	1	—	—	—	—	—	—	—	—
31529	Other cut & sew apparel mfg	(F)	(D)	(D)	4	1	1	1	—	—	—	—	—	—	—	—	—
315291	Infants' cut & sew apparel mfg	(F)	(D)	(D)	1	—	—	—	—	—	—	—	—	—	—	—	—
315292	Fur & leather apparel mfg	(A)	(D)	(D)	1	—	1	—	—	—	—	—	—	—	—	—	—
315299	All other cut & sew apparel mfg	(A)	(D)	(D)	2	1	—	1	—	—	—	—	—	—	—	—	—
3159	Apparel accessories & other apparel mfg	(C)	(D)	(D)	25	16	3	3	2	1	—	—	—	—	—	—	—
31599	Apparel accessories & other apparel mfg	(C)	(D)	(D)	25	16	3	3	2	1	—	—	—	—	—	—	—
315999	Other apparel accessories & other apparel mfg	(C)	(D)	(D)	25	16	3	3	2	1	—	—	—	—	—	—	—

See footnotes at end of table.



**Table 2. The State—Employees, Payroll, and Establishments by Industry: 2001—Con.**

[Excludes most government employees, railroad employees, and self-employed persons. Size class 1 to 4 includes establishments with payroll, but no employees, during mid-March pay period. (D) denotes figures withheld to avoid disclosing data for individual companies; the data are included in broader industry totals. For explanation of terms, abbreviations, and data reliability/comparability, see introductory text]

NAICS code	Industry	Number of employees for week including March 12	Payroll (\$1,000)		Total number of establishments	Number of establishments by employment-size class										
			First quarter	Annual		1 to 4	5 to 9	10 to 19	20 to 49	50 to 99	100 to 249	250 to 499	500 to 999	1,000 or more		
<b>31-33</b>	<b>Manufacturing—Con.</b>															
316	Leather & allied product mfg . . . . .	1 457	12 129	45 871	10	1	2	3	1	—	2	—	—	—	—	1
3161	Leather & hide tanning & finishing . . . . .	(G)	(D)	(D)	1	—	—	—	—	—	—	—	—	—	—	1
31611	Leather & hide tanning & finishing . . . . .	(G)	(D)	(D)	1	—	—	—	—	—	—	—	—	—	—	1
316110	Leather & hide tanning & finishing . . . . .	(G)	(D)	(D)	1	—	—	—	—	—	—	—	—	—	—	1
3162	Footwear mfg . . . . .	(C)	(D)	(D)	3	1	1	—	—	—	1	—	—	—	—	—
31621	Footwear mfg . . . . .	(C)	(D)	(D)	3	1	1	—	—	—	1	—	—	—	—	—
316211	Rubber & plastics footwear mfg . . . . .	(C)	(D)	(D)	1	—	—	—	—	—	1	—	—	—	—	—
316213	Men's footwear (exc athletic) mfg . . . . .	(A)	(D)	(D)	2	1	1	—	—	—	—	—	—	—	—	—
3169	Other leather & allied product mfg . . . . .	(C)	(D)	(D)	6	—	1	3	1	—	1	—	—	—	—	—
31699	Other leather & allied product mfg . . . . .	(C)	(D)	(D)	6	—	1	3	1	—	1	—	—	—	—	—
316991	Luggage mfg . . . . .	(B)	(D)	(D)	2	—	—	1	1	—	—	—	—	—	—	—
316993	Personal leather good (exc purse) mfg . . . . .	(A)	(D)	(D)	1	—	1	—	—	—	—	—	—	—	—	—
316999	All other leather good mfg . . . . .	(C)	(D)	(D)	3	—	—	2	—	—	1	—	—	—	—	—
321	Wood product mfg . . . . .	4 415	30 930	129 927	144	42	20	26	31	15	8	1	1	—	—	—
3211	Sawmills & wood preservation . . . . .	1 011	6 125	25 772	42	10	9	7	9	5	2	—	—	—	—	—
32111	Sawmills & wood preservation . . . . .	1 011	6 125	25 772	42	10	9	7	9	5	2	—	—	—	—	—
321113	Sawmills . . . . .	857	5 243	21 907	34	8	7	6	7	4	2	—	—	—	—	—
321114	Wood preservation . . . . .	154	882	3 865	8	2	2	1	2	1	—	—	—	—	—	—
3212	Veneer, plywood & engineered wood product mfg . . . . .	1 147	9 187	41 122	19	1	—	3	8	4	2	1	—	—	—	—
32121	Veneer, plywood & engineered wood product mfg . . . . .	1 147	9 187	41 122	19	1	—	3	8	4	2	1	—	—	—	—
321211	Hardwood veneer & plywood mfg . . . . .	(A)	(D)	(D)	2	1	—	1	—	—	—	—	—	—	—	—
321214	Truss mfg . . . . .	(G)	(D)	(D)	15	—	—	2	6	4	2	1	—	—	—	—
321219	Reconstituted wood product mfg . . . . .	(B)	(D)	(D)	2	—	—	—	2	—	—	—	—	—	—	—
3219	Other wood product mfg . . . . .	2 257	15 618	63 033	83	31	11	16	14	6	4	—	1	—	—	—
32191	Millwork . . . . .	1 110	7 861	30 280	39	17	4	3	6	5	4	—	—	—	—	—
321911	Wood window & door mfg . . . . .	(E)	(D)	(D)	12	5	—	2	1	3	1	—	—	—	—	—
321912	Cut stock, resawing lumber & planing . . . . .	(E)	(D)	(D)	7	2	1	—	2	—	2	—	—	—	—	—
321918	Other millwork (including flooring) . . . . .	425	2 922	12 102	20	10	3	1	3	2	1	—	—	—	—	—
32192	Wood container & pallet mfg . . . . .	(C)	(D)	(D)	14	2	3	6	2	1	—	—	—	—	—	—
321920	Wood container & pallet mfg . . . . .	(C)	(D)	(D)	14	2	3	6	2	1	—	—	—	—	—	—
32199	All other wood product mfg . . . . .	(F)	(D)	(D)	30	12	4	7	6	—	—	—	—	—	1	—
321991	Manufactured home (mobile home) mfg . . . . .	(A)	(D)	(D)	2	2	—	—	—	—	—	—	—	—	—	—
321992	Prefabricated wood building mfg . . . . .	(F)	(D)	(D)	8	1	1	2	3	—	—	—	—	—	1	—
321999	All other miscellaneous wood product mfg . . . . .	(C)	(D)	(D)	20	9	3	5	3	—	—	—	—	—	—	—
322	Paper mfg . . . . .	6 135	55 769	226 593	51	9	1	6	11	11	10	—	1	2	—	—
3221	Pulp, paper & paperboard mills . . . . .	1 771	21 999	88 530	6	2	—	—	—	2	1	—	—	—	—	1
32211	Pulp mills . . . . .	(A)	(D)	(D)	1	1	—	—	—	—	—	—	—	—	—	—
322110	Pulp mills . . . . .	(A)	(D)	(D)	1	1	—	—	—	—	—	—	—	—	—	—
32212	Paper mills . . . . .	(G)	(D)	(D)	4	1	—	—	—	2	—	—	—	—	—	1
322121	Paper (except newsprint) mills . . . . .	(G)	(D)	(D)	4	1	—	—	—	2	—	—	—	—	—	1
32213	Paperboard mills . . . . .	(C)	(D)	(D)	1	—	—	—	—	—	1	—	—	—	—	—
322130	Paperboard mills . . . . .	(C)	(D)	(D)	1	—	—	—	—	—	1	—	—	—	—	—
3222	Converted paper product mfg . . . . .	4 364	33 770	138 063	45	7	1	6	11	9	9	—	1	1	—	—
32221	Paperboard container mfg . . . . .	3 466	25 895	107 632	24	2	1	4	3	5	7	—	1	1	—	—
322211	Corrugated & solid fiber box mfg . . . . .	1 520	12 866	53 049	19	1	1	3	3	5	6	—	—	—	—	—
322212	Folding paperboard box mfg . . . . .	(C)	(D)	(D)	1	—	—	—	—	—	1	—	—	—	—	—
322213	Setup paperboard box mfg . . . . .	(A)	(D)	(D)	2	1	—	1	—	—	—	—	—	—	—	—
322215	Nonfolding sanitary food container mfg . . . . .	(G)	(D)	(D)	2	—	—	—	—	—	—	—	—	—	1	1
32222	Paper bag & coated & treated paper mfg . . . . .	(E)	(D)	(D)	7	1	—	1	2	2	1	—	—	—	—	—
322222	Coated & laminated paper mfg . . . . .	(E)	(D)	(D)	6	—	—	1	2	2	1	—	—	—	—	—
322226	Surface-coated paperboard mfg . . . . .	(A)	(D)	(D)	1	1	—	—	—	—	—	—	—	—	—	—
32223	Stationery product mfg . . . . .	403	3 868	14 456	8	3	—	1	1	2	1	—	—	—	—	—
322231	Die-cut paper & paperboard office supply mfg . . . . .	(B)	(D)	(D)	4	3	—	—	1	—	—	—	—	—	—	—
322232	Envelope mfg . . . . .	(E)	(D)	(D)	3	—	—	—	—	2	1	—	—	—	—	—
322233	Stationery, tablet & related product mfg . . . . .	(A)	(D)	(D)	1	—	—	1	—	—	—	—	—	—	—	—
32229	Other converted paper product mfg . . . . .	(C)	(D)	(D)	6	1	—	—	5	—	—	—	—	—	—	—
322299	All other converted paper product mfg . . . . .	(C)	(D)	(D)	6	1	—	—	5	—	—	—	—	—	—	—
323	Printing & related support activities . . . . .	17 596	171 997	677 086	721	279	160	95	93	52	32	10	—	—	—	—
3231	Printing & related support activities . . . . .	17 596	171 997	677 086	721	279	160	95	93	52	32	10	—	—	—	—
32311	Printing . . . . .	15 386	151 455	594 631	634	243	149	81	80	41	31	9	—	—	—	—
323110	Commercial lithographic printing . . . . .	9 152	97 617	381 127	316	106	66	48	46	25	19	6	—	—	—	—
323111	Commercial lithographic printing . . . . .	(C)	(D)	(D)	13	10	—	2	—	1	—	—	—	—	—	—
323112	Commercial flexographic printing . . . . .	292	3 211	12 882	7	1	1	1	1	2	1	—	—	—	—	—
323113	Commercial screen printing . . . . .	914	7 735	31 308	57	24	11	9	10	2	1	—	—	—	—	—
323114	Quick printing . . . . .	1 097	8 929	35 024	122	53	44	15	8	1	1	—	—	—	—	—
323115	Digital printing . . . . .	(C)	(D)	(D)	9	4	3	—	1	1	—	—	—	—	—	—
323116	Manifold business form printing . . . . .	1 328	12 616	46 883	17	6	2	—	—	4	3	2	—	—	—	—
323117	Book printing . . . . .	1 569	14 043	57 407	30	6	7	1	6	5	4	1	—	—	—	—
323118	Blankbook, loose-leaf binder & device mfg . . . . .	72	496	2 504	4	1	—	1	2	—	—	—	—	—	—	—
323119	Other commercial printing . . . . .	734	4 713	19 403	59	32	15	4	6	—	2	—	—	—	—	—
32312	Printing support activities . . . . .	2 210	20 542	82 455	87	36	11	14	13	11	1	1	—	—	—	—
323121	Tradebinding & related work . . . . .	1 415	12 061	48 679	30	10	1	5	5	7	1	1	—	—	—	—
323122	Prepress services . . . . .	795	8 481	33 776	57	26	10	9	8	4	—	—	—	—	—	—
324	Petroleum & coal products mfg . . . . .	1 303	14 248	63 582	46	13	12	12	4	2	2	1	—	—	—	—
3241	Petroleum & coal products mfg . . . . .	1 303	14 248	63 582	46	13	12	12	4	2	2	1	—	—	—	—
32411	Petroleum refineries . . . . .	(A)	(D)	(D)	1	—	1	—	—	—	—	—	—	—	—	—
324110	Petroleum refineries . . . . .	(A)	(D)	(D)	1	—	1	—	—	—	—	—	—	—	—	—
32412	Asphalt paving, roofing & saturated mat mfg . . . . .	(F)	(D)	(D)	40	11	11	11	3	2	2	—	—	—	—	—
324121	Asphalt paving mixture & block mfg . . . . .	466	4 346	23 674	36	10	11	11	3	—	1	—	—	—	—	—
324122	Asphalt shingle & coating materials mfg . . . . .	(E)	(D)	(D)	4	1	—	—	—	2	1	—	—	—		



**Table 2. The State—Employees, Payroll, and Establishments by Industry: 2001—Con.**

[Excludes most government employees, railroad employees, and self-employed persons. Size class 1 to 4 includes establishments with payroll, but no employees, during mid-March pay period. (D) denotes figures withheld to avoid disclosing data for individual companies; the data are included in broader industry totals. For explanation of terms, abbreviations, and data reliability/comparability, see introductory text]

NAICS code	Industry	Number of employees for week including March 12	Payroll (\$1,000)		Total number of establishments	Number of establishments by employment-size class											
			First quarter	Annual		1 to 4	5 to 9	10 to 19	20 to 49	50 to 99	100 to 249	250 to 499	500 to 999	1,000 or more			
<b>31-33</b>	<b>Manufacturing—Con.</b>																
327	Nonmetallic mineral product mfg—Con.																
3271	Clay product & refractory mfg—Con.																
32712	Clay building material & refractories mfg ..	399	3 679	14 214	14	5	1	2	3	2	1	—	—	—	—	—	—
327121	Brick & structural clay tile mfg .....	(C)	(D)	(D)	6	2	—	1	2	—	1	—	—	—	—	—	—
327122	Ceramic wall & floor tile mfg .....	(B)	(D)	(D)	4	2	1	1	—	—	—	—	—	—	—	—	—
327124	Clay refractory mfg .....	(C)	(D)	(D)	4	1	—	—	1	2	—	—	—	—	—	—	—
3272	Glass & glass product mfg .....	648	5 068	19 112	23	11	6	2	2	—	1	1	—	—	—	—	—
32721	Glass & glass product mfg .....	648	5 068	19 112	23	11	6	2	2	—	1	1	—	—	—	—	—
327211	Flat glass mfg .....	(A)	(D)	(D)	1	—	—	1	—	—	—	—	—	—	—	—	—
327212	Other pressed & blown glass & glassware mfg .....	(B)	(D)	(D)	6	5	—	—	1	—	—	—	—	—	—	—	—
327213	Glass container mfg .....	(E)	(D)	(D)	1	—	—	—	—	—	—	—	—	—	1	—	—
327215	Glass product mfg made of purchased glass .....	(E)	(D)	(D)	15	6	6	1	1	—	1	—	—	—	—	—	—
3273	Cement & concrete product mfg .....	3 457	32 740	144 751	124	24	21	29	34	9	6	1	—	—	—	—	—
32731	Cement mfg .....	(E)	(D)	(D)	4	—	—	1	—	—	3	—	—	—	—	—	—
327310	Cement mfg .....	(E)	(D)	(D)	4	—	—	1	—	—	3	—	—	—	—	—	—
32732	Ready-mix concrete mfg .....	1 614	14 031	71 488	66	12	12	17	20	3	1	1	—	—	—	—	—
327320	Ready-mix concrete mfg .....	1 614	14 031	71 488	66	12	12	17	20	3	1	1	—	—	—	—	—
32733	Concrete pipe, brick & block mfg .....	(F)	(D)	(D)	20	4	3	2	5	5	1	—	—	—	—	—	—
327331	Concrete block & brick mfg .....	(E)	(D)	(D)	14	4	3	1	4	2	—	—	—	—	—	—	—
327332	Concrete pipe mfg .....	414	3 790	15 745	6	—	—	1	1	3	1	—	—	—	—	—	—
327339	Other concrete product mfg .....	683	6 539	23 133	34	8	6	9	9	1	1	—	—	—	—	—	—
327390	Other concrete product mfg .....	683	6 539	23 133	34	8	6	9	9	1	1	—	—	—	—	—	—
3274	Lime & gypsum product mfg .....	(E)	(D)	(D)	7	3	1	1	—	—	2	—	—	—	—	—	—
32741	Lime mfg .....	(A)	(D)	(D)	1	1	—	—	—	—	—	—	—	—	—	—	—
327410	Lime mfg .....	(A)	(D)	(D)	1	1	—	—	—	—	—	—	—	—	—	—	—
32742	Gypsum product mfg .....	(E)	(D)	(D)	6	2	1	1	—	—	2	—	—	—	—	—	—
327420	Gypsum product mfg .....	(E)	(D)	(D)	6	2	1	1	—	—	2	—	—	—	—	—	—
3279	Other nonmetallic mineral product mfg .....	(E)	(D)	(D)	20	4	3	7	5	1	—	—	—	—	—	—	—
32791	Abrasive product mfg .....	(B)	(D)	(D)	1	—	—	—	1	—	—	—	—	—	—	—	—
327910	Abrasive product mfg .....	(B)	(D)	(D)	1	—	—	—	1	—	—	—	—	—	—	—	—
32799	All other nonmetallic mineral product mfg ..	(E)	(D)	(D)	19	4	3	7	4	1	—	—	—	—	—	—	—
327991	Cut stone & stone product mfg .....	165	1 010	5 526	12	2	2	6	2	—	—	—	—	—	—	—	—
327992	Ground or treated mineral & earth mfg ..	131	1 871	7 382	5	2	1	—	1	1	—	—	—	—	—	—	—
327993	Mineral wool mfg .....	(B)	(D)	(D)	2	—	—	1	1	—	—	—	—	—	—	—	—
331	Primary metal mfg .....	5 134	65 006	261 078	49	23	8	5	6	2	3	1	—	—	—	—	1
3311	Iron & steel mills & ferroalloy mfg .....	(H)	(D)	(D)	10	5	—	2	2	—	—	—	—	—	—	—	1
33111	Iron & steel mills & ferroalloy mfg .....	(H)	(D)	(D)	10	5	—	2	2	—	—	—	—	—	—	—	1
331111	Iron & steel mills .....	(H)	(D)	(D)	10	5	—	2	2	—	—	—	—	—	—	—	1
3312	Steel product mfg from purchased steel .....	(E)	(D)	(D)	12	4	4	—	1	—	3	—	—	—	—	—	—
33121	Iron, steel pipe & tube mfg from purchased steel .....	(A)	(D)	(D)	1	1	—	—	—	—	—	—	—	—	—	—	—
331210	Iron, steel pipe & tube mfg from purchased steel .....	(A)	(D)	(D)	1	1	—	—	—	—	—	—	—	—	—	—	—
33122	Rolling & drawing of purchased steel .....	(E)	(D)	(D)	11	3	4	—	1	—	3	—	—	—	—	—	—
331221	Rolled steel shape mfg .....	(A)	(D)	(D)	3	2	1	—	—	—	—	—	—	—	—	—	—
331222	Steel wire drawing .....	(E)	(D)	(D)	8	1	3	—	1	—	3	—	—	—	—	—	—
3313	Alumina & aluminum production & processing .....	(F)	(D)	(D)	10	6	1	—	—	2	—	1	—	—	—	—	—
33131	Alumina & aluminum production & processing .....	(F)	(D)	(D)	10	6	1	—	—	2	—	1	—	—	—	—	—
331312	Primary aluminum production .....	(E)	(D)	(D)	1	—	—	—	—	—	—	1	—	—	—	—	—
331314	Secondary smelting & alloying of aluminum .....	(A)	(D)	(D)	3	3	—	—	—	—	—	—	—	—	—	—	—
331315	Aluminum sheet, plate & foil mfg .....	(A)	(D)	(D)	2	1	1	—	—	—	—	—	—	—	—	—	—
331316	Aluminum extruded product mfg .....	(B)	(D)	(D)	1	—	—	—	—	1	—	—	—	—	—	—	—
331319	Other aluminum rolling & drawing .....	(B)	(D)	(D)	3	2	—	—	—	1	—	—	—	—	—	—	—
3314	Nonferrous (exc alum) production & processing .....	(A)	(D)	(D)	4	2	2	—	—	—	—	—	—	—	—	—	—
33141	Nonferrous (exc aluminum) smelting & refining .....	(A)	(D)	(D)	1	1	—	—	—	—	—	—	—	—	—	—	—
331419	Other nonferrous metal prim smelting, refining .....	(A)	(D)	(D)	1	1	—	—	—	—	—	—	—	—	—	—	—
33142	Copper rolling, drawing, extruding & alloying .....	(A)	(D)	(D)	1	—	1	—	—	—	—	—	—	—	—	—	—
331422	Copper wire (except mechanical) drawing .....	(A)	(D)	(D)	1	—	1	—	—	—	—	—	—	—	—	—	—
33149	Other nonferrous roll, draw, extruding, alloying .....	(A)	(D)	(D)	2	1	1	—	—	—	—	—	—	—	—	—	—
331491	Other nonferrous metal roll, draw, extruding .....	(A)	(D)	(D)	1	—	1	—	—	—	—	—	—	—	—	—	—
331492	Oth nonferrous secondary smelt, refine, alloying .....	(A)	(D)	(D)	1	1	—	—	—	—	—	—	—	—	—	—	—
3315	Foundries .....	(C)	(D)	(D)	13	6	1	3	3	—	—	—	—	—	—	—	—
33151	Ferrous metal foundries .....	(B)	(D)	(D)	5	2	1	1	1	—	—	—	—	—	—	—	—
331511	Iron foundries .....	(B)	(D)	(D)	3	1	1	1	—	—	—	—	—	—	—	—	—
331512	Steel investment foundries .....	(A)	(D)	(D)	1	1	—	—	—	—	—	—	—	—	—	—	—
331513	Steel foundries (except investment) .....	(B)	(D)	(D)	1	—	—	—	—	—	—	—	—	—	—	—	—
33152	Nonferrous metal foundries .....	(B)	(D)	(D)	8	4	—	2	2	—	—	—	—	—	—	—	—
331522	Nonferrous (exc alum) die-casting foundries .....	(B)	(D)	(D)	2	—	—	2	—	—	—	—	—	—	—	—	—
331524	Aluminum foundries (except die-casting) .....	(B)	(D)	(D)	3	2	—	—	1	—	—	—	—	—	—	—	—
331525	Copper foundries (except die-casting) ..	(B)	(D)	(D)	2	1	—	—	1	—	—	—	—	—	—	—	—
331528	Oth nonferrous foundries (except die-casting) .....	(A)	(D)	(D)	1	1	—	—	—	—	—	—	—	—	—	—	—
332	Fabricated metal product mfg .....	13 694	127 799	509 765	491	137	102	91	90	42	22	6	1	—	—	—	—
3321	Forging & stamping .....	519	5 408	20 874	13	3	3	—	3	2	—	—	—	—	—	—	—

See footnotes at end of table.

**Table 2. The State—Employees, Payroll, and Establishments by Industry: 2001—Con.**

[Excludes most government employees, railroad employees, and self-employed persons. Size class 1 to 4 includes establishments with payroll, but no employees, during mid-March pay period. (D) denotes figures withheld to avoid disclosing data for individual companies; the data are included in broader industry totals. For explanation of terms, abbreviations, and data reliability/comparability, see introductory text]

NAICS code	Industry	Number of employees for week including March 12	Payroll (\$1,000)		Total number of establishments	Number of establishments by employment-size class											
			First quarter	Annual		1 to 4	5 to 9	10 to 19	20 to 49	50 to 99	100 to 249	250 to 499	500 to 999	1,000 or more			
<b>31-33</b>	<b>Manufacturing—Con.</b>																
332	Fabricated metal product mfg—Con.																
3321	Forging & stamping—Con.																
33211	Forging & stamping .....	519	5 408	20 874	13	3	3	—	3	2	—	—	—	—	—	—	—
332112	Nonferrous forging .....	(B)	(D)	(D)	1	—	—	—	1	—	—	—	—	—	—	—	—
332114	Custom roll forming .....	(C)	(D)	(D)	4	—	2	—	—	1	—	—	—	—	—	—	—
332116	Metal stamping .....	(E)	(D)	(D)	7	2	1	—	2	1	—	—	—	—	—	—	—
332117	Powder metallurgy parts mfg .....	(A)	(D)	(D)	1	1	—	—	—	—	—	—	—	—	—	—	—
3322	Cutlery & handtool mfg .....	(B)	(D)	(D)	4	—	2	—	2	—	—	—	—	—	—	—	—
33221	Cutlery & handtool mfg .....	(B)	(D)	(D)	4	—	2	—	2	—	—	—	—	—	—	—	—
332212	Hand & edge tool mfg .....	(B)	(D)	(D)	3	—	1	—	2	—	—	—	—	—	—	—	—
332213	Saw blade & handsaw mfg .....	(A)	(D)	(D)	1	—	1	—	—	—	—	—	—	—	—	—	—
3323	Architectural & structural metals mfg .....	3 777	32 788	131 351	136	33	24	27	33	11	5	3	—	—	—	—	—
33231	Plate work & fabricated structural prod mfg .....	1 026	8 958	36 401	34	7	3	9	10	3	1	1	—	—	—	—	—
332311	Prefab metal building & component mfg .....	(B)	(D)	(D)	4	2	—	1	1	—	—	—	—	—	—	—	—
332312	Fabricated structural metal mfg .....	897	7 948	32 536	26	4	3	7	7	3	1	1	—	—	—	—	—
332313	Plate work mfg .....	(B)	(D)	(D)	4	1	—	1	2	—	—	—	—	—	—	—	—
33232	Ornamental & architectural metal prod mfg .....	2 751	23 830	94 950	102	26	21	18	23	8	4	2	—	—	—	—	—
332321	Metal window & door mfg .....	265	2 117	9 491	17	5	6	3	2	—	1	—	—	—	—	—	—
332322	Sheet metal work mfg .....	1 734	13 880	53 909	54	11	11	9	15	5	1	2	—	—	—	—	—
332323	Ornamental & architectural metal work mfg .....	752	7 833	31 550	31	10	4	6	6	3	2	—	—	—	—	—	—
3324	Boiler, tank & shipping container mfg .....	861	7 780	33 908	19	5	1	1	5	5	2	—	—	—	—	—	—
33241	Power boiler & heat exchanger mfg .....	(B)	(D)	(D)	3	1	1	—	1	—	—	—	—	—	—	—	—
332410	Power boiler & heat exchanger mfg .....	(B)	(D)	(D)	3	1	1	—	1	—	—	—	—	—	—	—	—
33242	Metal tank (heavy gauge) mfg .....	(B)	(D)	(D)	4	2	—	—	2	—	—	—	—	—	—	—	—
332420	Metal tank (heavy gauge) mfg .....	(B)	(D)	(D)	4	2	—	—	2	—	—	—	—	—	—	—	—
33243	Light gauge metal container mfg .....	778	6 911	30 511	12	2	—	1	2	5	2	—	—	—	—	—	—
332431	Metal can mfg .....	482	4 031	18 473	6	—	—	—	1	4	1	—	—	—	—	—	—
332439	Other metal container mfg .....	296	2 880	12 038	6	2	—	1	1	1	1	—	—	—	—	—	—
3325	Hardware mfg .....	(E)	(D)	(D)	7	2	—	1	1	3	—	—	—	—	—	—	—
33251	Hardware mfg .....	(E)	(D)	(D)	7	2	—	1	1	3	—	—	—	—	—	—	—
332510	Hardware mfg .....	(E)	(D)	(D)	7	2	—	1	1	3	—	—	—	—	—	—	—
3326	Spring & wire product mfg .....	1 474	12 788	52 288	24	3	4	2	6	3	6	—	—	—	—	—	—
33261	Spring & wire product mfg .....	1 474	12 788	52 288	24	3	4	2	6	3	6	—	—	—	—	—	—
332612	Spring (light gauge) mfg .....	(C)	(D)	(D)	3	—	—	1	1	1	—	—	—	—	—	—	—
332618	Other fabricated wire product mfg .....	(E)	(D)	(D)	21	3	4	1	5	2	6	—	—	—	—	—	—
3327	Mach shops, turn prod, screw, nut, bolt mfg .....	3 282	31 293	126 400	199	68	45	41	29	10	6	—	—	—	—	—	—
33271	Machine shops .....	3 016	28 496	115 589	185	66	42	38	24	9	6	—	—	—	—	—	—
332710	Machine shops .....	3 016	28 496	115 589	185	66	42	38	24	9	6	—	—	—	—	—	—
33272	Turned product & screw, nut & bolt mfg .....	266	2 797	10 811	14	2	3	3	5	1	—	—	—	—	—	—	—
332721	Precision turned product mfg .....	(E)	(D)	(D)	11	—	2	3	5	1	—	—	—	—	—	—	—
332722	Bolt, nut, screw, rivet & washer mfg .....	(A)	(D)	(D)	3	2	1	—	—	—	—	—	—	—	—	—	—
3328	Coating, engrave, heat treating & oth activity .....	740	5 851	22 296	44	11	14	8	5	6	—	—	—	—	—	—	—
33281	Coating, engrave, heat treating & oth activity .....	740	5 851	22 296	44	11	14	8	5	6	—	—	—	—	—	—	—
332811	Metal heat treating .....	(B)	(D)	(D)	3	—	2	—	—	1	—	—	—	—	—	—	—
332812	Metal coating, engraving & allied services .....	317	2 659	10 410	17	4	5	4	2	2	—	—	—	—	—	—	—
332813	Electroplating, polish, anodize, coloring .....	(E)	(D)	(D)	24	7	7	4	3	3	—	—	—	—	—	—	—
3329	Other fabricated metal product mfg .....	2 702	29 557	112 413	45	12	9	11	6	2	1	3	1	—	—	—	—
33291	Metal valve mfg .....	1 695	20 246	75 298	6	2	1	—	—	—	—	2	1	—	—	—	—
332911	Industrial valve mfg .....	(A)	(D)	(D)	1	—	1	—	—	—	—	—	—	—	—	—	—
332912	Fluid power valve & hose fitting mfg .....	(G)	(D)	(D)	3	1	—	—	—	—	—	1	1	—	—	—	—
332919	Other metal valve & pipe fitting mfg .....	(E)	(D)	(D)	2	1	—	—	—	—	—	—	—	—	—	—	—
33299	All other fabricated metal product mfg .....	1 007	9 311	37 115	39	10	8	11	6	2	1	1	—	—	—	—	—
332992	Small arms ammunition mfg .....	(B)	(D)	(D)	1	—	—	—	1	—	—	—	—	—	—	—	—
332994	Small arms mfg .....	(E)	(D)	(D)	2	1	—	—	—	—	—	1	—	—	—	—	—
332996	Fabricated pipe & pipe fitting mfg .....	(C)	(D)	(D)	7	1	—	6	—	—	—	—	—	—	—	—	—
332997	Industrial pattern mfg .....	(A)	(D)	(D)	2	—	2	—	—	—	—	—	—	—	—	—	—
332999	All other misc fabricated metal product mfg .....	567	5 144	21 290	27	8	6	5	5	2	1	—	—	—	—	—	—
333	Machinery mfg .....	10 632	130 656	485 914	191	68	43	20	17	17	15	8	2	1	—	—	—
3331	Ag, construction & mining machinery mfg .....	(C)	(D)	(D)	11	5	3	—	2	1	—	—	—	—	—	—	—
33311	Agricultural implement mfg .....	(A)	(D)	(D)	3	2	1	—	—	—	—	—	—	—	—	—	—
333111	Farm machinery & equipment mfg .....	(A)	(D)	(D)	2	2	—	—	—	—	—	—	—	—	—	—	—
333112	Lawn & garden equipment mfg .....	(A)	(D)	(D)	1	—	1	—	—	—	—	—	—	—	—	—	—
33312	Construction machinery mfg .....	(C)	(D)	(D)	7	3	1	—	2	1	—	—	—	—	—	—	—
333120	Construction machinery mfg .....	(C)	(D)	(D)	7	3	1	—	2	1	—	—	—	—	—	—	—
33313	Mining & oil & gas field machinery mfg .....	(A)	(D)	(D)	1	—	1	—	—	—	—	—	—	—	—	—	—
333131	Mining machinery & equipment mfg .....	(A)	(D)	(D)	1	—	1	—	—	—	—	—	—	—	—	—	—
3332	Industrial machinery mfg .....	1 395	19 445	67 579	32	10	9	2	5	3	1	2	—	—	—	—	—
33321	Sawmill & woodworking machinery mfg .....	(A)	(D)	(D)	1	1	—	—	—	—	—	—	—	—	—	—	—
333210	Sawmill & woodworking machinery mfg .....	(A)	(D)	(D)	1	1	—	—	—	—	—	—	—	—	—	—	—
33322	Plastics & rubber industry machinery mfg .....	(A)	(D)	(D)	3	1	2	—	—	—	—	—	—	—	—	—	—
333220	Plastics & rubber industry machinery mfg .....	(A)	(D)	(D)	3	1	2	—	—	—	—	—	—	—	—	—	—
33329	Other industrial machinery mfg .....	(G)	(D)	(D)	28	8	7	2	5	3	1	2	—	—	—	—	—
333291	Paper industry machinery mfg .....	436	5 661	21 172	5	2	—	—	1	1	—	1	—	—	—	—	—
333293	Printing machinery & equipment mfg .....	(B)	(D)	(D)	7	1	3	1	2	—	—	—	—	—	—	—	—
333294	Food product machinery mfg .....	(B)	(D)	(D)	6	3	2	1	—	—	—	—	—	—	—	—	—
333295	Semiconductor machinery mfg .....	(E)	(D)	(D)	1	—	—	—	—	—	—	1	—	—	—	—	—
333298	All other industrial machinery mfg .....	430	4 347	16 569	9	2	2	—	2	2	1	—	—	—	—	—	—
3333	Commercial & service industry machinery mfg .....	(F)	(D)	(D)	22	10	5	4	1	—	1	1	—	—	—	—	—

See footnotes at end of table.

**Table 2. The State—Employees, Payroll, and Establishments by Industry: 2001—Con.**

[Excludes most government employees, railroad employees, and self-employed persons. Size class 1 to 4 includes establishments with payroll, but no employees, during mid-March pay period. (D) denotes figures withheld to avoid disclosing data for individual companies; the data are included in broader industry totals. For explanation of terms, abbreviations, and data reliability/comparability, see introductory text]

NAICS code	Industry	Number of employees for week including March 12	Payroll (\$1,000)		Total number of establishments	Number of establishments by employment-size class											
			First quarter	Annual		1 to 4	5 to 9	10 to 19	20 to 49	50 to 99	100 to 249	250 to 499	500 to 999	1,000 or more			
<b>31-33</b>	<b>Manufacturing—Con.</b>																
333	Machinery mfg—Con.																
3333	Commercial & service industry machinery mfg—Con.																
33331	Commercial & service industry machinery mfg	(F)	(D)	(D)	22	10	5	4	1	—	1	1	—	—	—	—	—
333311	Automatic vending machine mfg	(C)	(D)	(D)	2	—	1	—	—	—	1	—	—	—	—	—	—
333313	Office machinery mfg	(A)	(D)	(D)	1	1	—	—	—	—	—	—	—	—	—	—	—
333314	Optical instrument & lens mfg	(B)	(D)	(D)	7	4	—	3	—	—	—	—	—	—	—	—	—
333315	Photographic & photocopying equipment mfg	(A)	(D)	(D)	1	1	—	—	—	—	—	—	—	—	—	—	—
333319	Oth commercial, service industry machinery mfg	(E)	(D)	(D)	11	4	4	1	1	—	—	1	—	—	—	—	—
3334	HVAC & commercial refrigeration equipment mfg	2 740	30 986	114 441	32	8	3	3	3	5	7	3	—	—	—	—	—
33341	HVAC & commercial refrigeration equipment mfg	2 740	30 986	114 441	32	8	3	3	3	5	7	3	—	—	—	—	—
333411	Air purification equipment mfg	(F)	(D)	(D)	10	1	1	1	2	—	5	—	—	—	—	—	—
333412	Industrial & commercial fan & blower mfg	(A)	(D)	(D)	2	1	1	—	—	—	—	—	—	—	—	—	—
333414	Heating equipment (exc warm air furnaces) mfg	(C)	(D)	(D)	2	—	—	1	—	—	1	—	—	—	—	—	—
333415	AC, warm air htg & commercial refig equip mfg	(G)	(D)	(D)	18	6	1	1	1	5	1	3	—	—	—	—	—
3335	Metalworking machinery mfg	(E)	(D)	(D)	36	17	9	4	4	2	—	—	—	—	—	—	—
33351	Metalworking machinery mfg	(E)	(D)	(D)	36	17	9	4	4	2	—	—	—	—	—	—	—
333511	Industrial mold mfg	(A)	(D)	(D)	4	3	—	1	—	—	—	—	—	—	—	—	—
333512	Machine tool (metal cutting types) mfg	(B)	(D)	(D)	1	—	—	—	1	—	—	—	—	—	—	—	—
333513	Machine tool (metal forming types) mfg	(A)	(D)	(D)	1	1	—	—	—	—	—	—	—	—	—	—	—
333514	Special die, tool, die set, jig & fixture mfg	(C)	(D)	(D)	19	8	9	1	—	1	—	—	—	—	—	—	—
333515	Cutting tool & machine tool accessory mfg	(A)	(D)	(D)	1	—	—	1	—	—	—	—	—	—	—	—	—
333516	Rolling mill machinery & equipment mfg	(C)	(D)	(D)	3	—	—	1	1	1	—	—	—	—	—	—	—
333518	Other metalworking machinery mfg	(B)	(D)	(D)	7	5	—	—	2	—	—	—	—	—	—	—	—
3336	Engine, turbine & power transmsn equip mfg	(G)	(D)	(D)	6	3	1	—	—	—	—	1	—	—	—	—	1
33361	Engine, turbine & power transmsn equip mfg	(G)	(D)	(D)	6	3	1	—	—	—	—	1	—	—	—	—	1
333611	Turbine & turbine generator set unit mfg	(A)	(D)	(D)	1	1	—	—	—	—	—	—	—	—	—	—	—
333612	Speed changer, ind high-speed drive & gear mfg	(A)	(D)	(D)	1	1	—	—	—	—	—	—	—	—	—	—	—
333613	Mechanical power transmission equipment mfg	(E)	(D)	(D)	2	1	—	—	—	—	—	1	—	—	—	—	—
333618	Other engine equipment mfg	(G)	(D)	(D)	2	—	1	—	—	—	—	—	—	—	—	—	1
3339	Other general purpose machinery mfg	3 689	37 431	151 522	52	15	13	7	2	6	6	1	2	—	—	—	—
33391	Pump & compressor mfg	(F)	(D)	(D)	5	2	1	—	—	—	1	—	—	—	—	—	—
333911	Pump & pumping equipment mfg	(C)	(D)	(D)	3	1	1	—	—	—	1	—	—	—	—	—	—
333912	Air & gas compressor mfg	(A)	(D)	(D)	1	1	—	—	—	—	—	—	—	—	—	—	—
333913	Measuring & dispensing pump mfg	(F)	(D)	(D)	1	—	—	—	—	—	—	—	—	—	—	—	—
33392	Material handling equipment mfg	(E)	(D)	(D)	13	3	5	3	—	1	1	—	—	—	—	—	—
333921	Elevator & moving stairway mfg	(B)	(D)	(D)	5	—	3	1	—	1	—	—	—	—	—	—	—
333922	Conveyor & conveying equipment mfg	(C)	(D)	(D)	6	3	1	1	—	—	1	—	—	—	—	—	—
333923	Overhead crane, hoist & monorail system mfg	(B)	(D)	(D)	2	—	1	1	—	—	—	—	—	—	—	—	—
33399	All other general purpose machinery mfg	2 552	24 057	98 818	34	10	7	4	2	5	4	1	1	—	—	—	—
333991	Power-driven handtool mfg	(F)	(D)	(D)	2	1	—	—	—	—	—	—	—	—	—	—	—
333992	Welding & soldering equipment mfg	(B)	(D)	(D)	2	—	1	—	—	1	—	—	—	—	—	—	—
333993	Packaging machinery mfg	(E)	(D)	(D)	6	—	2	2	—	1	1	—	—	—	—	—	—
333994	Industrial process furnace & oven mfg	(A)	(D)	(D)	1	—	1	—	—	—	—	—	—	—	—	—	—
333995	Fluid power cylinder & actuator mfg	(A)	(D)	(D)	1	1	—	—	—	—	—	—	—	—	—	—	—
333997	Scale & balance (except laboratory) mfg	(B)	(D)	(D)	2	—	1	—	—	1	—	—	—	—	—	—	—
333999	All other general purpose machinery mfg	(G)	(D)	(D)	20	8	2	2	2	2	3	1	—	—	—	—	—
334	Computer & electronic product mfg	25 970	421 613	1 712 042	262	74	38	41	45	27	18	10	6	3	—	—	—
3341	Computer & peripheral equipment mfg	729	10 538	43 965	33	11	6	6	6	3	1	—	—	—	—	—	—
33411	Computer & peripheral equipment mfg	729	10 538	43 965	33	11	6	6	6	3	1	—	—	—	—	—	—
334111	Electronic computer mfg	(C)	(D)	(D)	11	4	2	2	3	—	—	—	—	—	—	—	—
334112	Computer storage device mfg	(B)	(D)	(D)	2	—	1	1	—	—	—	—	—	—	—	—	—
334119	Other computer peripheral equipment mfg	554	7 613	30 834	20	7	3	3	3	3	1	—	—	—	—	—	—
3342	Communications equipment mfg	9 288	167 031	658 678	60	10	6	8	12	9	7	3	3	2	—	—	—
33421	Telephone apparatus mfg	(C)	(D)	(D)	11	2	1	5	1	2	—	—	—	—	—	—	—
334210	Telephone apparatus mfg	(C)	(D)	(D)	11	2	1	5	1	2	—	—	—	—	—	—	—
33422	Radio, TV broadcast & wireless comm equip mfg	8 564	156 034	615 906	38	6	3	2	6	7	7	2	3	2	—	—	—
334220	Radio, TV broadcast & wireless comm equip mfg	8 564	156 034	615 906	38	6	3	2	6	7	7	2	3	2	—	—	—
33429	Other communications equipment mfg	(E)	(D)	(D)	11	2	2	1	5	—	—	1	—	—	—	—	—
334290	Other communications equipment mfg	(E)	(D)	(D)	11	2	2	1	5	—	—	1	—	—	—	—	—
3343	Audio & video equipment mfg	(B)	(D)	(D)	7	5	—	1	1	—	—	—	—	—	—	—	—
33431	Audio & video equipment mfg	(B)	(D)	(D)	7	5	—	1	1	—	—	—	—	—	—	—	—
334310	Audio & video equipment mfg	(B)	(D)	(D)	7	5	—	1	1	—	—	—	—	—	—	—	—
3344	Semiconductor & oth electronic component mfg	2 681	28 501	110 912	63	11	7	16	16	7	4	2	—	—	—	—	—
33441	Semiconductor & oth electronic component mfg	2 681	28 501	110 912	63	11	7	16	16	7	4	2	—	—	—	—	—
334412	Bare printed circuit board mfg	240	1 886	7 170	15	3	3	5	3	1	—	—	—	—	—	—	—
334413	Semiconductor & related device mfg	771	9 824	39 538	11	—	1	4	4	—	1	1	—	—	—	—	—
334415	Electronic resistor mfg	(B)	(D)	(D)	1	—	—	—	1	—	—	—	—	—	—	—	—
334416	Electronic coil, transformer, oth inductor mfg	(C)	(D)	(D)	2	—	—	—	—	1	—	—	—	—	—	—	—
334417	Electronic connector mfg	151	1 302	4 730	5	2	—	1	1	—	1	—	—	—	—	—	—

See footnotes at end of table.

**Table 2. The State—Employees, Payroll, and Establishments by Industry: 2001—Con.**

[Excludes most government employees, railroad employees, and self-employed persons. Size class 1 to 4 includes establishments with payroll, but no employees, during mid-March pay period. (D) denotes figures withheld to avoid disclosing data for individual companies; the data are included in broader industry totals. For explanation of terms, abbreviations, and data reliability/comparability, see introductory text]

NAICS code	Industry	Number of employees for week including March 12	Payroll (\$1,000)		Total number of establishments	Number of establishments by employment-size class										
			First quarter	Annual		1 to 4	5 to 9	10 to 19	20 to 49	50 to 99	100 to 249	250 to 499	500 to 999	1,000 or more		
<b>31-33</b>	<b>Manufacturing—Con.</b>															
334	Computer & electronic product mfg—Con.															
3344	Semiconductor & oth electronic component mfg—Con.															
33441	Semiconductor & oth electronic component mfg—Con.															
334418	Printed circuit assembly (electronic assembly) mfg	363	3 064	10 983	8	—	1	2	3	1	—	—	—	—	—	—
334419	Other electronic component mfg	917	10 554	41 214	21	6	2	4	4	4	—	1	—	—	—	—
3345	Nav, measuring, medical, control instruments mfg	12 821	210 544	880 951	85	31	15	10	8	7	5	5	3	1		
33451	Nav, measuring, medical, control instruments mfg	12 821	210 544	880 951	85	31	15	10	8	7	5	5	3	1		
334510	Electromedical apparatus mfg	(C)	(D)	(D)	7	1	3	1	1	1	—	—	—	—	—	—
334511	Search, detection & navigation instrument mfg	10 752	181 284	773 086	20	6	1	1	3	1	1	3	3	1		
334512	Automatic environmental control mfg	(F)	(D)	(D)	4	—	1	—	—	1	1	1	—	—	—	—
334513	Industrial process control mfg	186	2 053	8 635	13	4	4	3	1	1	—	—	—	—	—	—
334514	Total fluid meter & counting device mfg	(A)	(D)	(D)	4	3	1	—	—	—	—	—	—	—	—	—
334515	Electricity measuring, testing instrument mfg	564	10 503	49 290	9	2	1	2	1	2	—	1	—	—	—	—
334516	Analytical laboratory instrument mfg	(C)	(D)	(D)	12	9	1	1	—	1	—	—	—	—	—	—
334517	Irradiation apparatus mfg	(A)	(D)	(D)	1	1	—	—	—	—	—	—	—	—	—	—
334519	Other measuring & controlling device mfg	(F)	(D)	(D)	15	5	3	2	2	—	3	—	—	—	—	—
3346	Mfg & reproducing magnetic & optical media	(E)	(D)	(D)	14	6	4	—	2	1	1	—	—	—	—	—
33461	Mfg & reproducing magnetic & optical media	(E)	(D)	(D)	14	6	4	—	2	1	1	—	—	—	—	—
334611	Software reproducing	(B)	(D)	(D)	2	—	1	—	1	—	—	—	—	—	—	—
334612	Prerecorded CD, tape, record reproducing	(E)	(D)	(D)	8	4	1	—	1	1	1	—	—	—	—	—
334613	Magnetic and optical recording media mfg	(A)	(D)	(D)	4	2	2	—	—	—	—	—	—	—	—	—
335	Electrical equip, appliance & component mfg	2 436	26 002	109 668	55	16	11	13	5	4	4	1	1	—	—	—
3351	Electric lighting equipment mfg	(C)	(D)	(D)	11	3	2	3	2	1	—	—	—	—	—	—
33511	Electric lamp bulb & part mfg	(B)	(D)	(D)	3	1	—	1	—	1	—	—	—	—	—	—
335110	Electric lamp bulb & part mfg	(B)	(D)	(D)	3	1	—	1	—	1	—	—	—	—	—	—
33512	Lighting fixture mfg	(C)	(D)	(D)	8	2	2	2	2	—	—	—	—	—	—	—
335121	Residential electric lighting fixture mfg	(B)	(D)	(D)	4	2	1	1	—	—	—	—	—	—	—	—
335122	Commercial electric lighting fixture mfg	(B)	(D)	(D)	2	—	1	—	1	—	—	—	—	—	—	—
335129	Other lighting equipment mfg	(B)	(D)	(D)	2	—	—	1	1	—	—	—	—	—	—	—
3352	Household appliance mfg	(A)	(D)	(D)	1	1	—	—	—	—	—	—	—	—	—	—
33521	Small electrical appliance mfg	(A)	(D)	(D)	1	1	—	—	—	—	—	—	—	—	—	—
335211	Electric housewares & fan mfg	(A)	(D)	(D)	1	1	—	—	—	—	—	—	—	—	—	—
3353	Electrical equipment mfg	1 433	12 571	51 565	19	4	6	4	1	1	1	1	1	—	—	—
33531	Electrical equipment mfg	1 433	12 571	51 565	19	4	6	4	1	1	1	1	1	—	—	—
335311	Power, distribution, specialty transformer mfg	(A)	(D)	(D)	1	1	—	—	—	—	—	—	—	—	—	—
335312	Motor & generator mfg	174	1 688	7 410	6	1	3	—	1	—	—	—	—	—	—	—
335313	Switchgear & switchboard apparatus mfg	1 225	10 629	37 305	7	—	1	3	—	1	—	1	1	—	—	—
335314	Relay & industrial control mfg	(B)	(D)	(D)	5	2	2	1	—	—	—	—	—	—	—	—
3359	Other electrical equipment & component mfg	812	11 379	50 268	24	8	3	6	2	2	3	—	—	—	—	—
33591	Battery mfg	(A)	(D)	(D)	3	3	—	—	—	—	—	—	—	—	—	—
335911	Storage battery mfg	(A)	(D)	(D)	2	2	—	—	—	—	—	—	—	—	—	—
335912	Primary battery mfg	(A)	(D)	(D)	1	1	—	—	—	—	—	—	—	—	—	—
33592	Communication & energy wire & cable mfg	493	6 391	30 866	7	—	2	1	—	2	2	—	—	—	—	—
335921	Fiber optic cable mfg	(E)	(D)	(D)	5	—	1	1	—	1	2	—	—	—	—	—
335929	Other communication & energy wire mfg	(B)	(D)	(D)	2	—	1	—	—	1	—	—	—	—	—	—
33593	Wiring device mfg	(B)	(D)	(D)	4	2	—	2	—	—	—	—	—	—	—	—
335931	Current-carrying wiring device mfg	(B)	(D)	(D)	4	2	—	2	—	—	—	—	—	—	—	—
33599	All oth electrical equipment & component mfg	271	4 582	18 073	10	3	1	3	2	—	1	—	—	—	—	—
335999	All oth misc electrical equip & component mfg	271	4 582	18 073	10	3	1	3	2	—	1	—	—	—	—	—
336	Transportation equipment mfg	7 252	75 172	300 872	106	37	19	16	12	5	5	10	1	1		
3361	Motor vehicle mfg	(G)	(D)	(D)	3	1	1	—	—	—	—	—	—	—	—	1
33611	Automobile & light duty motor vehicle mfg	(G)	(D)	(D)	3	1	1	—	—	—	—	—	—	—	—	1
336111	Automobile mfg	(A)	(D)	(D)	2	1	1	—	—	—	—	—	—	—	—	—
336112	Light truck & utility vehicle mfg	(G)	(D)	(D)	1	—	—	—	—	—	—	—	—	—	—	1
3362	Motor vehicle body & trailer mfg	(F)	(D)	(D)	11	3	2	3	2	—	—	—	—	—	1	—
33621	Motor vehicle body & trailer mfg	(F)	(D)	(D)	11	3	2	3	2	—	—	—	—	—	1	—
336211	Motor vehicle body mfg	(B)	(D)	(D)	6	2	1	1	2	—	—	—	—	—	—	—
336212	Truck trailer mfg	(A)	(D)	(D)	2	1	1	—	—	—	—	—	—	—	—	—
336214	Travel trailer & camper mfg	(F)	(D)	(D)	3	—	—	2	—	—	—	—	—	—	1	—
3363	Motor vehicle parts mfg	2 325	21 981	90 193	36	14	6	1	5	3	3	4	—	—	—	—
33631	Motor vehicle gas engine & engine parts mfg	(B)	(D)	(D)	10	8	2	—	—	—	—	—	—	—	—	—
336312	Gasoline engine & engine parts mfg	(B)	(D)	(D)	10	8	2	—	—	—	—	—	—	—	—	—
33632	MV electrical & electronic equipment mfg	619	4 448	16 468	6	3	—	—	—	1	1	1	—	—	—	—
336322	Other MV electrical & electronic equip mfg	619	4 448	16 468	6	3	—	—	—	1	1	1	—	—	—	—
33633	Motor vehicle steering & suspension parts mfg	(A)	(D)	(D)	1	1	—	—	—	—	—	—	—	—	—	—
336330	Motor vehicle steering & suspension parts mfg	(A)	(D)	(D)	1	1	—	—	—	—	—	—	—	—	—	—
33634	Motor vehicle brake system mfg	(B)	(D)	(D)	1	—	—	—	—	—	—	—	—	—	—	—
336340	Motor vehicle brake system mfg	(B)	(D)	(D)	1	—	—	—	—	—	—	—	—	—	—	—

See footnotes at end of table.

**Table 2. The State—Employees, Payroll, and Establishments by Industry: 2001—Con.**

[Excludes most government employees, railroad employees, and self-employed persons. Size class 1 to 4 includes establishments with payroll, but no employees, during mid-March pay period. (D) denotes figures withheld to avoid disclosing data for individual companies; the data are included in broader industry totals. For explanation of terms, abbreviations, and data reliability/comparability, see introductory text]

NAICS code	Industry	Number of employees for week including March 12	Payroll (\$1,000)		Total number of establishments	Number of establishments by employment-size class														
			First quarter	Annual		1 to 4	5 to 9	10 to 19	20 to 49	50 to 99	100 to 249	250 to 499	500 to 999	1,000 or more						
<b>31-33</b>	<b>Manufacturing—Con.</b>																			
336	Transportation equipment mfg—Con.																			
3363	Motor vehicle parts mfg—Con.																			
33635	MV transmission & power train parts mfg	(E)	(D)	(D)	3	—	—	—	1	1	—	1	—	—	—	—	—	—	—	—
336350	MV transmission & power train parts mfg	(E)	(D)	(D)	3	—	—	—	1	1	—	1	—	—	—	—	—	—	—	—
33636	Motor vehicle seating & interior trim parts mfg	(E)	(D)	(D)	3	1	—	—	—	1	—	—	—	—	—	—	—	—	—	—
336360	Motor vehicle seating & interior trim mfg	(E)	(D)	(D)	3	1	—	—	—	1	—	—	—	—	—	—	—	—	—	—
33637	Motor vehicle metal stamping	(E)	(D)	(D)	3	—	1	—	—	—	—	—	—	—	—	—	—	—	—	—
336370	Motor vehicle metal stamping	(E)	(D)	(D)	3	—	1	—	—	—	—	—	—	—	—	—	—	—	—	—
33639	Other motor vehicle parts mfg	(E)	(D)	(D)	9	1	3	1	2	1	—	—	—	—	—	—	—	—	—	—
336391	Motor vehicle air-conditioning mfg	(A)	(D)	(D)	1	—	1	—	—	—	—	—	—	—	—	—	—	—	—	—
336399	All other motor vehicle parts mfg	(E)	(D)	(D)	8	1	2	1	2	1	—	—	—	—	—	—	—	—	—	—
3364	Aerospace product & parts mfg	1 139	12 872	51 173	11	3	3	—	1	—	1	3	—	—	—	—	—	—	—	—
33641	Aerospace product & parts mfg	1 139	12 872	51 173	11	3	3	—	1	—	1	3	—	—	—	—	—	—	—	—
336412	Aircraft engine & engine parts mfg	(E)	(D)	(D)	2	1	—	—	—	—	—	—	—	—	—	—	—	—	—	—
336413	Other aircraft part & auxiliary equipment mfg	(E)	(D)	(D)	7	2	2	—	1	—	1	1	—	—	—	—	—	—	—	—
336415	Missile, space veh propulsion unit & parts mfg	(E)	(D)	(D)	2	—	1	—	—	—	—	—	—	—	—	—	—	—	—	—
3365	Railroad rolling stock mfg	(C)	(D)	(D)	1	—	—	—	—	—	—	—	—	—	—	—	—	—	—	—
33651	Railroad rolling stock mfg	(C)	(D)	(D)	1	—	—	—	—	—	—	—	—	—	—	—	—	—	—	—
336510	Railroad rolling stock mfg	(C)	(D)	(D)	1	—	—	—	—	—	—	—	—	—	—	—	—	—	—	—
3366	Ship & boat building	1 421	11 853	48 561	40	15	7	11	2	2	—	3	—	—	—	—	—	—	—	—
33661	Ship & boat building	1 421	11 853	48 561	40	15	7	11	2	2	—	3	—	—	—	—	—	—	—	—
336611	Ship building & repairing	629	5 895	24 443	17	5	3	5	1	2	—	1	—	—	—	—	—	—	—	—
336612	Boat building	792	5 958	24 118	23	10	4	6	1	—	—	2	—	—	—	—	—	—	—	—
3369	Other transportation equipment mfg	(B)	(D)	(D)	4	1	—	1	2	—	—	—	—	—	—	—	—	—	—	—
33699	Other transportation equipment mfg	(B)	(D)	(D)	4	1	—	1	2	—	—	—	—	—	—	—	—	—	—	—
336991	Motorcycle, bicycle & parts mfg	(B)	(D)	(D)	2	—	—	1	1	—	—	—	—	—	—	—	—	—	—	—
336999	All other transportation equipment mfg	(B)	(D)	(D)	2	1	—	—	1	—	—	—	—	—	—	—	—	—	—	—
337	Furniture & related product mfg	4 310	33 583	131 044	237	88	68	32	30	12	6	—	1	—	—	—	—	—	—	—
3371	HH & institutional furniture & kitchen cabinet mfg	2 036	15 090	60 726	166	69	51	22	14	7	3	—	—	—	—	—	—	—	—	—
33711	Wood kitchen cabinet & countertop mfg	860	6 107	25 395	94	41	27	16	7	3	—	—	—	—	—	—	—	—	—	—
337110	Wood kitchen cabinet & countertop mfg	860	6 107	25 395	94	41	27	16	7	3	—	—	—	—	—	—	—	—	—	—
33712	Household & institutional furniture mfg	1 176	8 983	35 331	72	28	24	6	7	4	3	—	—	—	—	—	—	—	—	—
337121	Upholstered household furniture mfg	249	1 851	7 396	7	2	2	—	1	1	—	—	—	—	—	—	—	—	—	—
337122	Nonupholstered wood household furniture mfg	661	5 119	19 883	46	21	15	3	3	2	2	—	—	—	—	—	—	—	—	—
337124	Metal household furniture manufacturing	50	258	965	6	1	3	1	1	—	—	—	—	—	—	—	—	—	—	—
337125	Household furniture (exc wood & metal) mfg	(A)	(D)	(D)	3	1	2	—	—	—	—	—	—	—	—	—	—	—	—	—
337127	Institutional furniture mfg	195	1 649	6 693	9	3	1	2	2	1	—	—	—	—	—	—	—	—	—	—
337129	Wood TV, radio, sewing machine cabinet mfg	(A)	(D)	(D)	1	—	1	—	—	—	—	—	—	—	—	—	—	—	—	—
3372	Office furniture (including fixtures) mfg	1 048	8 368	34 264	56	13	15	9	14	5	—	—	—	—	—	—	—	—	—	—
33721	Office furniture (including fixtures) mfg	1 048	8 368	34 264	56	13	15	9	14	5	—	—	—	—	—	—	—	—	—	—
337211	Wood office furniture mfg	(C)	(D)	(D)	8	—	3	1	3	1	—	—	—	—	—	—	—	—	—	—
337212	Custom architectural woodwork & millwork mfg	399	3 629	14 955	21	5	7	3	4	2	—	—	—	—	—	—	—	—	—	—
337214	Office furniture (except wood) mfg	(B)	(D)	(D)	4	1	—	—	3	—	—	—	—	—	—	—	—	—	—	—
337215	Showcase, partition, shelving & locker mfg	355	2 471	10 363	23	7	5	5	4	2	—	—	—	—	—	—	—	—	—	—
3379	Other furniture related product mfg	1 226	10 125	36 054	15	6	2	1	2	—	3	—	—	—	—	—	—	—	—	—
33791	Mattress mfg	(E)	(D)	(D)	6	2	1	—	1	—	2	—	—	—	—	—	—	—	—	—
337910	Mattress mfg	(E)	(D)	(D)	6	2	1	—	1	—	2	—	—	—	—	—	—	—	—	—
33792	Blind & shade mfg	(F)	(D)	(D)	9	4	1	1	1	—	1	—	—	—	—	—	—	—	—	—
337920	Blind & shade mfg	(F)	(D)	(D)	9	4	1	1	1	—	1	—	—	—	—	—	—	—	—	—
339	Miscellaneous mfg	5 454	45 784	180 417	418	224	80	47	49	9	8	1	—	—	—	—	—	—	—	—
3391	Medical equipment & supplies mfg	2 360	23 110	92 713	194	112	33	19	23	4	2	1	—	—	—	—	—	—	—	—
33911	Medical equipment & supplies mfg	2 360	23 110	92 713	194	112	33	19	23	4	2	1	—	—	—	—	—	—	—	—
339111	Laboratory apparatus & furniture mfg	(C)	(D)	(D)	14	4	—	5	5	—	—	—	—	—	—	—	—	—	—	—
339112	Surgical & medical instrument mfg	(F)	(D)	(D)	26	11	6	3	4	1	—	—	—	—	—	—	—	—	—	—
339113	Surgical appliance & supplies mfg	(F)	(D)	(D)	23	9	3	—	9	1	—	—	—	—	—	—	—	—	—	—
339114	Dental equipment & supplies mfg	(C)	(D)	(D)	12	8	1	1	1	1	—	—	—	—	—	—	—	—	—	—
339115	Ophthalmic goods mfg	(C)	(D)	(D)	8	3	2	2	—	—	—	—	—	—	—	—	—	—	—	—
339116	Dental laboratories	582	3 770	15 308	111	77	21	8	4	1	—	—	—	—	—	—	—	—	—	—
3399	Other miscellaneous mfg	3 094	22 674	87 704	224	112	47	28	26	5	6	—	—	—	—	—	—	—	—	—
33991	Jewelry & silverware mfg	193	1 039	4 165	28	21	2	2	2	1	—	—	—	—	—	—	—	—	—	—
339911	Jewelry (exc costume) mfg	(B)	(D)	(D)	20	17	1	1	1	—	—	—	—	—	—	—	—	—	—	—
339912	Silverware & hollowware mfg	(B)	(D)	(D)	2	1	—	—	—	—	—	—	—	—	—	—	—	—	—	—
339913	Jewelers' material & lapidary work mfg	(A)	(D)	(D)	1	1	—	—	—	—	—	—	—	—	—	—	—	—	—	—
339914	Costume jewelry & novelty mfg	(B)	(D)	(D)	5	2	1	1	1	—	—	—	—	—	—	—	—	—	—	—
33992	Sporting & athletic goods mfg	(C)	(D)	(D)	19	12	3	1	3	—	—	—	—	—	—	—	—	—	—	—
339920	Sporting & athletic goods mfg	(C)	(D)	(D)	19	12	3	1	3	—	—	—	—	—	—	—	—	—	—	—
33993	Doll, toy & game mfg	(E)	(D)	(D)	10	5	1	—	2	—	—	—	—	—	—	—	—	—	—	—
339931	Doll & stuffed toy mfg	(A)	(D)	(D)	1	—	1	—	—	—	—	—	—	—	—	—	—	—	—	—
339932	Game, toy & children's vehicle mfg	(E)	(D)	(D)	9	5	—	—	2	—	—	—	—	—	—	—	—	—	—	—
33994	Office supplies (exc paper) mfg	(B)	(D)	(D)	13	8	3	1												

**Table 2. The State—Employees, Payroll, and Establishments by Industry: 2001—Con.**

[Excludes most government employees, railroad employees, and self-employed persons. Size class 1 to 4 includes establishments with payroll, but no employees, during mid-March pay period. (D) denotes figures withheld to avoid disclosing data for individual companies; the data are included in broader industry totals. For explanation of terms, abbreviations, and data reliability/comparability, see introductory text]

NAICS code	Industry	Number of employees for week including March 12	Payroll (\$1,000)		Total number of establishments	Number of establishments by employment-size class									
			First quarter	Annual		1 to 4	5 to 9	10 to 19	20 to 49	50 to 99	100 to 249	250 to 499	500 to 999	1,000 or more	
<b>42</b>	<b>Wholesale trade .....</b>	<b>95 481</b>	<b>1 141 389</b>	<b>4 542 575</b>	<b>5 967</b>	<b>2 858</b>	<b>1 171</b>	<b>904</b>	<b>643</b>	<b>227</b>	<b>134</b>	<b>22</b>	<b>7</b>	<b>1</b>	
421	Wholesale trade, durable goods .....	58 923	778 977	3 044 664	4 016	1 903	828	633	431	143	64	10	3	1	
4211	Motor vehicle, motor vehicle pt & supply whsle .....	6 487	63 276	251 319	397	154	81	81	50	22	7	2	-	-	
42111	Automobile & other motor vehicle whsle ..	2 817	34 526	137 395	112	49	11	16	21	10	3	2	-	-	
421110	Automobile & other motor vehicle whsle .....	2 817	34 526	137 395	112	49	11	16	21	10	3	2	-	-	
42112	Motor vehicle supplies & new parts whsle ..	2 363	19 120	75 228	183	75	45	33	19	7	4	-	-	-	
421120	Motor vehicle supplies & new parts whsle .....	2 363	19 120	75 228	183	75	45	33	19	7	4	-	-	-	
42113	Tire & tube whsle .....	412	3 447	14 129	24	6	4	9	2	3	-	-	-	-	
421130	Tire & tube whsle .....	412	3 447	14 129	24	6	4	9	2	3	-	-	-	-	
42114	Motor vehicle parts (used) whsle .....	895	6 183	24 567	78	24	21	23	8	2	-	-	-	-	
421140	Motor vehicle parts (used) whsle .....	895	6 183	24 567	78	24	21	23	8	2	-	-	-	-	
4212	Furniture & home furnishing whsle .....	4 262	42 949	180 127	263	145	43	26	30	8	3	-	-	-	
42121	Furniture whsle .....	1 909	22 869	94 748	136	82	19	10	15	4	6	-	-	-	
421210	Furniture whsle .....	1 909	22 869	94 748	136	82	19	10	15	4	6	-	-	-	
42122	Home furnishing whsle .....	2 353	20 080	85 379	127	63	24	16	15	4	2	3	-	-	
421220	Home furnishing whsle .....	2 353	20 080	85 379	127	63	24	16	15	4	2	3	-	-	
4213	Lumber & other construction materials whsle .....	2 975	30 548	135 083	225	102	43	43	26	8	2	1	-	-	
42131	Lumber, plywood, millwork & wood panel whsle .....	1 824	17 665	69 288	96	37	19	15	17	6	1	1	-	-	
421310	Lumber, plywood, millwork & wood panel whsle .....	1 824	17 665	69 288	96	37	19	15	17	6	1	1	-	-	
42132	Brick & related construction material whsle .....	338	3 369	15 281	48	28	7	10	3	-	-	-	-	-	
421320	Brick & related construction material whsle .....	338	3 369	15 281	48	28	7	10	3	-	-	-	-	-	
42133	Roofing, siding & insulation material whsle .....	342	4 301	29 017	29	13	5	7	3	-	1	-	-	-	
421330	Roofing, siding & insulation material whsle .....	342	4 301	29 017	29	13	5	7	3	-	1	-	-	-	
42139	Other construction material whsle .....	471	5 213	21 497	52	24	12	11	3	2	-	-	-	-	
421390	Other construction material whsle .....	471	5 213	21 497	52	24	12	11	3	2	-	-	-	-	
4214	Professional & commercial equip & supp whsle .....	17 003	305 580	1 115 120	793	401	152	104	77	35	19	3	1	1	
42141	Photographic equipment & supplies whsle .....	278	3 539	13 228	26	12	5	3	5	1	-	-	-	-	
421410	Photographic equipment & supplies whsle .....	278	3 539	13 228	26	12	5	3	5	1	-	-	-	-	
42142	Office equipment whsle .....	2 116	24 298	98 223	114	44	22	21	16	6	5	-	-	-	
421420	Office equipment whsle .....	2 116	24 298	98 223	114	44	22	21	16	6	5	-	-	-	
42143	Computer & peripheral equip & software whsle .....	9 352	217 362	753 785	308	159	66	30	32	12	5	2	1	1	
421430	Computer & peripheral equip & software whsle .....	9 352	217 362	753 785	308	159	66	30	32	12	5	2	1	1	
42144	Other commercial equipment whsle .....	1 238	12 635	50 344	95	46	23	15	5	4	2	-	-	-	
421440	Other commercial equipment whsle .....	1 238	12 635	50 344	95	46	23	15	5	4	2	-	-	-	
42145	Medical, dental, hospital equip & supp whsle .....	2 831	33 886	144 473	180	107	25	24	12	5	6	1	-	-	
421450	Medical, dental, hospital equip & supp whsle .....	2 831	33 886	144 473	180	107	25	24	12	5	6	1	-	-	
42146	Ophthalmic goods whsle .....	391	2 812	12 387	19	9	3	2	3	-	-	-	-	-	
421460	Ophthalmic goods whsle .....	391	2 812	12 387	19	9	3	2	3	-	-	-	-	-	
42149	Oth professional equipment & supplies whsle .....	797	11 048	42 680	51	24	8	9	5	4	1	-	-	-	
421490	Oth professional equipment & supplies whsle .....	797	11 048	42 680	51	24	8	9	5	4	1	-	-	-	
4215	Metal & mineral (except petroleum) whsle ..	2 281	29 968	125 388	141	67	22	20	18	10	4	-	-	-	
42151	Metal service centers & offices whsle .....	2 068	24 462	106 620	130	63	20	19	16	8	4	-	-	-	
421510	Metal service centers & offices whsle .....	2 068	24 462	106 620	130	63	20	19	16	8	4	-	-	-	
42152	Coal & other mineral & ore whsle .....	213	5 506	18 768	11	4	2	1	2	2	-	-	-	-	
421520	Coal & other mineral & ore whsle .....	213	5 506	18 768	11	4	2	1	2	2	-	-	-	-	
4216	Electrical goods whsle .....	8 170	125 625	490 422	579	259	129	97	63	19	10	1	1	-	
42161	Elec equip, wiring supp, const material whsle .....	2 208	27 590	114 713	205	87	52	37	24	3	2	-	-	-	
421610	Elec equip, wiring supp, const material whsle .....	2 208	27 590	114 713	205	87	52	37	24	3	2	-	-	-	
42162	Electric appliance, TV, radio set whsle .....	973	11 116	46 236	56	17	17	9	8	3	2	-	-	-	
421620	Electric appliance, TV, radio set whsle ..	973	11 116	46 236	56	17	17	9	8	3	2	-	-	-	
42169	Other electronic parts & equipment whsle ..	4 989	86 919	329 473	318	155	60	51	31	13	6	1	1	-	
421690	Other electronic parts & equipment whsle ..	4 989	86 919	329 473	318	155	60	51	31	13	6	1	1	-	
4217	Hardware, plumb & heating equip & sup whsle .....	4 222	45 126	186 524	390	170	105	66	37	8	4	-	-	-	
42171	Hardware whsle .....	1 690	16 228	67 054	142	69	31	22	15	3	2	-	-	-	
421710	Hardware whsle .....	1 690	16 228	67 054	142	69	31	22	15	3	2	-	-	-	
42172	Plumbing & heating equipment & supplies whsle .....	1 236	13 514	54 460	106	42	30	22	8	2	2	-	-	-	
421720	Plumbing & heating equipment & supplies whsle .....	1 236	13 514	54 460	106	42	30	22	8	2	2	-	-	-	
42173	Warm air heating & AC equip & supplies whsle .....	1 107	13 040	55 711	118	45	39	20	11	3	-	-	-	-	
421730	Warm air heating & AC equip & supplies whsle .....	1 107	13 040	55 711	118	45	39	20	11	3	-	-	-	-	
42174	Refrigeration equipment & supplies whsle ..	189	2 344	9 299	24	14	5	2	3	-	-	-	-	-	
421740	Refrigeration equipment & supplies whsle ..	189	2 344	9 299	24	14	5	2	3	-	-	-	-	-	
4218	Machinery, equipment & supplies whsle .....	9 403	99 653	414 359	813	383	170	140	91	21	7	-	1	-	
42181	Const & mining (exc petroleum) equip whsle .....	1 255	15 113	59 553	79	27	17	13	18	3	1	-	-	-	
421810	Const & mining (exc petroleum) equip whsle .....	1 255	15 113	59 553	79	27	17	13	18	3	1	-	-	-	
42182	Farm & garden machinery & equipment whsle .....	829	7 105	31 594	74	31	13	14	15	1	-	-	-	-	

See footnotes at end of table.





**Table 2. The State—Employees, Payroll, and Establishments by Industry: 2001—Con.**

[Excludes most government employees, railroad employees, and self-employed persons. Size class 1 to 4 includes establishments with payroll, but no employees, during mid-March pay period. (D) denotes figures withheld to avoid disclosing data for individual companies; the data are included in broader industry totals. For explanation of terms, abbreviations, and data reliability/comparability, see introductory text]

NAICS code	Industry	Number of employees for week including March 12	Payroll (\$1,000)		Total number of establishments	Number of establishments by employment-size class											
			First quarter	Annual		1 to 4	5 to 9	10 to 19	20 to 49	50 to 99	100 to 249	250 to 499	500 to 999	1,000 or more			
<b>42</b>	<b>Wholesale trade—Con.</b>																
422	Wholesale trade, nondurable goods—Con.																
4226	Chemical & allied products whse—Con.																
42261	Plastics materials & basic forms, shapes whse—Con.																
422610	Plastics materials & basic forms, shapes whse	328	4 076	14 807	35	17	4	7	7	—	—	—	—	—	—	—	—
42269	Other chemical & allied products whse	1 252	15 111	61 245	168	100	31	22	13	2	—	—	—	—	—	—	—
422690	Other chemical & allied products whse	1 252	15 111	61 245	168	100	31	22	13	2	—	—	—	—	—	—	—
4227	Petroleum & petroleum products whse	1 289	12 529	52 955	87	30	22	17	10	6	2	—	—	—	—	—	—
42271	Petroleum bulk stations & terminals	966	9 351	37 281	52	13	13	12	8	4	2	—	—	—	—	—	—
422710	Petroleum bulk stations & terminals	966	9 351	37 281	52	13	13	12	8	4	2	—	—	—	—	—	—
42272	Petroleum prod whse (exc bulk sta, terminals)	323	3 178	15 674	35	17	9	5	2	—	—	—	—	—	—	—	—
422720	Petroleum prod whse (exc bulk sta, terminals)	323	3 178	15 674	35	17	9	5	2	—	—	—	—	—	—	—	—
4228	Beer, wine, distilled alcoholic beverage whse	2 765	29 025	122 543	75	24	9	14	15	4	8	1	—	—	—	—	—
42281	Beer & ale whse	1 580	14 715	65 922	40	8	4	8	11	3	6	—	—	—	—	—	—
422810	Beer & ale whse	1 580	14 715	65 922	40	8	4	8	11	3	6	—	—	—	—	—	—
42282	Wine & distilled alcoholic beverage whse	1 185	14 310	56 621	35	16	5	6	4	1	2	1	—	—	—	—	—
422820	Wine & distilled alcoholic beverage whse	1 185	14 310	56 621	35	16	5	6	4	1	2	1	—	—	—	—	—
4229	Miscellaneous nondurable goods whse	5 551	43 323	188 371	431	238	86	48	35	13	9	1	1	—	—	—	—
42291	Farm supplies whse	762	6 050	23 760	50	20	14	10	3	—	3	—	—	—	—	—	—
422910	Farm supplies whse	762	6 050	23 760	50	20	14	10	3	—	3	—	—	—	—	—	—
42292	Book, periodical & newspaper whse	1 700	12 826	50 758	74	36	11	9	9	6	2	—	1	—	—	—	—
422920	Book, periodical & newspaper whse	1 700	12 826	50 758	74	36	11	9	9	6	2	—	1	—	—	—	—
42293	Flower, nursery stock, florists' supplies whse	1 077	6 193	28 624	68	29	15	6	13	3	2	—	—	—	—	—	—
422930	Flower, nursery stock, florists' supplies whse	1 077	6 193	28 624	68	29	15	6	13	3	2	—	—	—	—	—	—
42294	Tobacco & tobacco product whse	359	3 017	15 787	13	6	2	1	—	3	1	—	—	—	—	—	—
422940	Tobacco & tobacco product whse	359	3 017	15 787	13	6	2	1	—	3	1	—	—	—	—	—	—
42295	Paint, varnish & supplies whse	715	7 010	30 351	42	14	15	8	4	—	1	—	—	—	—	—	—
422950	Paint, varnish & supplies whse	715	7 010	30 351	42	14	15	8	4	—	1	—	—	—	—	—	—
42299	Other miscellaneous nondurable goods whse	938	8 227	39 091	184	133	29	14	6	1	1	—	—	—	—	—	—
422990	Other miscellaneous nondurable goods whse	938	8 227	39 091	184	133	29	14	6	1	1	—	—	—	—	—	—
<b>44-45</b>	<b>Retail trade</b>	<b>284 759</b>	<b>1 516 368</b>	<b>6 396 937</b>	<b>19 659</b>	<b>8 260</b>	<b>4 962</b>	<b>3 525</b>	<b>1 715</b>	<b>641</b>	<b>495</b>	<b>57</b>	<b>4</b>				
441	Motor vehicle & parts dealers	37 153	323 361	1 439 049	1 787	594	421	336	220	137	74	5	—	—	—	—	—
4411	Automobile dealers	25 945	252 687	1 131 694	683	235	90	50	103	127	74	4	—	—	—	—	—
44111	New car dealers	24 436	240 803	1 081 908	402	53	21	26	99	127	72	4	—	—	—	—	—
441110	New car dealers	24 436	240 803	1 081 908	402	53	21	26	99	127	72	4	—	—	—	—	—
44112	Used car dealers	1 509	11 884	49 786	281	182	69	24	4	—	2	—	—	—	—	—	—
441120	Used car dealers	1 509	11 884	49 786	281	182	69	24	4	—	2	—	—	—	—	—	—
4412	Other motor vehicle dealers	2 296	15 674	80 115	244	102	58	50	33	1	—	—	—	—	—	—	—
44121	Recreational vehicle dealers (C)	(D)	(D)	(D)	22	7	6	4	5	—	—	—	—	—	—	—	—
441210	Recreational vehicle dealers (C)	(D)	(D)	(D)	22	7	6	4	5	—	—	—	—	—	—	—	—
44122	Motorcycle & boat & other MV dealers (G)	(D)	(D)	(D)	222	95	52	46	28	1	—	—	—	—	—	—	—
441221	Motorcycle dealers	670	4 665	23 555	50	18	7	12	13	—	—	—	—	—	—	—	—
441222	Boat dealers	1 260	8 282	42 334	146	63	37	30	15	1	—	—	—	—	—	—	—
441229	All other motor vehicle dealers (C)	(D)	(D)	(D)	26	14	8	—	—	—	—	—	—	—	—	—	—
4413	Automotive parts, accessories & tire stores	8 912	55 000	227 240	860	257	273	236	84	9	—	1	—	—	—	—	—
44131	Automotive parts, accessories & tire stores	5 896	32 683	137 454	582	198	188	140	48	7	—	1	—	—	—	—	—
441310	Automotive parts, accessories & tire stores	5 896	32 683	137 454	582	198	188	140	48	7	—	1	—	—	—	—	—
44132	Tire dealers	3 016	22 317	89 786	278	59	85	96	36	2	—	—	—	—	—	—	—
441320	Tire dealers	3 016	22 317	89 786	278	59	85	96	36	2	—	—	—	—	—	—	—
442	Furniture & home furnishing stores	11 568	67 713	280 123	1 154	522	298	219	84	20	11	—	—	—	—	—	—
4421	Furniture stores	5 168	34 899	144 055	469	216	111	86	40	11	5	—	—	—	—	—	—
44211	Furniture stores	5 168	34 899	144 055	469	216	111	86	40	11	5	—	—	—	—	—	—
442110	Furniture stores	5 168	34 899	144 055	469	216	111	86	40	11	5	—	—	—	—	—	—
4422	Home furnishings stores	6 400	32 814	136 068	685	306	187	133	44	9	6	—	—	—	—	—	—
44221	Floor covering stores	2 432	19 642	84 570	334	173	90	51	16	3	1	—	—	—	—	—	—
442210	Floor covering stores	2 432	19 642	84 570	334	173	90	51	16	3	1	—	—	—	—	—	—
44229	Other home furnishings stores	3 968	13 172	51 498	351	133	97	82	28	6	5	—	—	—	—	—	—
442291	Window treatment stores	158	927	3 828	36	20	12	4	—	—	—	—	—	—	—	—	—
442299	All other home furnishings stores	3 810	12 245	47 670	315	113	85	78	28	6	5	—	—	—	—	—	—
443	Electronics & appliance stores	8 418	68 897	264 242	817	414	239	92	34	19	18	1	—	—	—	—	—
4431	Electronics & appliance stores	8 418	68 897	264 242	817	414	239	92	34	19	18	1	—	—	—	—	—
44311	Appliance, TV & all other electronics stores	5 521	36 523	145 394	492	248	146	51	17	14	16	—	—	—	—	—	—
443111	Household appliance stores	757	5 392	22 998	144	87	35	18	4	—	—	—	—	—	—	—	—
443112	Radio, television & other electronics stores	4 764	31 131	122 396	348	161	111	33	13	14	16	—	—	—	—	—	—
44312	Computer & software stores	2 418	29 881	109 640	260	148	65	25	14	5	2	1	—	—	—	—	—
443120	Computer & software stores	2 418	29 881	109 640	260	148	65	25	14	5	2	1	—	—	—	—	—
44313	Camera & photographic supplies stores	479	2 493	9 208	65	18	28	16	3	—	—	—	—	—	—	—	—
443130	Camera & photographic supplies stores	479	2 493	9 208	65	18	28	16	3	—	—	—	—	—	—	—	—
444	Bldg material & garden equip & supp dealers	22 683	153 517	674 951	1 394	571	314	248	174	38	43	6	—	—	—	—	—
4441	Building material & supplies dealers	19 089	137 289	596 932	1 073	440	252	165	136	33	41	6	—	—	—	—	—
44411	Home centers	7 816	46 217	203 509	95	39	5	2	6	3	34	6	—	—	—	—	—
444110	Home centers	7 816	46 217	203 509	95	39	5	2	6	3	34	6	—	—	—	—	—
44412	Paint & wallpaper stores	684	4 062	17 295	140	86	46	4	3	1	—	—	—	—	—	—	—
444120	Paint & wallpaper stores	684	4 062	17 295	140	86	46	4	3	1	—	—	—	—	—	—	—
44413	Hardware stores	1 544	7 204	31 187	168	87	32	24	22								





**Table 2. The State—Employees, Payroll, and Establishments by Industry: 2001—Con.**

[Excludes most government employees, railroad employees, and self-employed persons. Size class 1 to 4 includes establishments with payroll, but no employees, during mid-March pay period. (D) denotes figures withheld to avoid disclosing data for individual companies; the data are included in broader industry totals. For explanation of terms, abbreviations, and data reliability/comparability, see introductory text]

NAICS code	Industry	Number of employees for week including March 12	Payroll (\$1,000)		Total number of establishments	Number of establishments by employment-size class											
			First quarter	Annual		1 to 4	5 to 9	10 to 19	20 to 49	50 to 99	100 to 249	250 to 499	500 to 999	1,000 or more			
<b>48-49</b>	<b>Transportation &amp; warehousing—Con.</b>																
484	Truck transportation—Con.																
4842	Specialized freight trucking .....	8 105	56 841	249 150	890	536	137	114	73	23	6	1	—	—	—	—	—
48421	Used household & office goods moving ...	3 119	21 048	93 592	206	92	28	38	34	11	2	1	—	—	—	—	—
484210	Used household & office goods moving .	3 119	21 048	93 592	206	92	28	38	34	11	2	1	—	—	—	—	—
48422	Specialized freight (exc used) trucking, local .....	3 270	20 579	89 340	565	389	90	52	26	7	1	—	—	—	—	—	—
484220	Specialized freight (exc used) trucking, local .....	3 270	20 579	89 340	565	389	90	52	26	7	1	—	—	—	—	—	—
48423	Specialized freight (exc used) trucking, LDist .....	1 716	15 214	66 218	119	55	19	24	13	5	3	—	—	—	—	—	—
484230	Specialized freight (exc used) trucking, LDist .....	1 716	15 214	66 218	119	55	19	24	13	5	3	—	—	—	—	—	—
485	Transit & ground passenger transportation ....	7 157	28 344	114 044	681	386	114	85	67	19	9	1	—	—	—	—	—
4851	Urban transit systems .....	(C)	(D)	(D)	11	6	1	3	—	—	1	—	—	—	—	—	—
48511	Urban transit systems .....	(C)	(D)	(D)	11	6	1	3	—	—	1	—	—	—	—	—	—
485111	Mixed mode transit systems .....	(A)	(D)	(D)	1	—	—	1	—	—	—	—	—	—	—	—	—
485113	Bus & other motor vehicle transit systems .....	(C)	(D)	(D)	10	6	1	2	—	—	1	—	—	—	—	—	—
4852	Interurban & rural bus transportation .....	(B)	(D)	(D)	4	2	1	—	1	—	—	—	—	—	—	—	—
48521	Interurban & rural bus transportation .....	(B)	(D)	(D)	4	2	1	—	1	—	—	—	—	—	—	—	—
485210	Interurban & rural bus transportation ...	(B)	(D)	(D)	4	2	1	—	1	—	—	—	—	—	—	—	—
4853	Taxi & limousine service .....	(G)	(D)	(D)	127	80	17	14	12	4	—	—	—	—	—	—	—
48531	Taxi service .....	(E)	(D)	(D)	62	38	10	8	4	2	—	—	—	—	—	—	—
485310	Taxi service .....	(E)	(D)	(D)	62	38	10	8	4	2	—	—	—	—	—	—	—
48532	Limousine service .....	560	2 285	9 852	65	42	7	6	8	2	—	—	—	—	—	—	—
485320	Limousine service .....	560	2 285	9 852	65	42	7	6	8	2	—	—	—	—	—	—	—
4854	School & employee bus transportation .....	4 241	15 427	58 454	406	222	78	53	38	9	5	1	—	—	—	—	—
48541	School & employee bus transportation ...	4 241	15 427	58 454	406	222	78	53	38	9	5	1	—	—	—	—	—
485410	School & employee bus transportation ..	4 241	15 427	58 454	406	222	78	53	38	9	5	1	—	—	—	—	—
4855	Charter bus industry .....	784	3 737	15 346	48	25	7	5	7	2	2	—	—	—	—	—	—
48551	Charter bus industry .....	784	3 737	15 346	48	25	7	5	7	2	2	—	—	—	—	—	—
485510	Charter bus industry .....	784	3 737	15 346	48	25	7	5	7	2	2	—	—	—	—	—	—
4859	Oth transit & ground passenger transportation .....	907	3 874	17 237	85	51	10	10	9	4	1	—	—	—	—	—	—
48599	Oth transit & ground passenger transportation .....	907	3 874	17 237	85	51	10	10	9	4	1	—	—	—	—	—	—
485991	Special needs transportation .....	551	2 177	10 096	48	29	5	5	5	4	—	—	—	—	—	—	—
485999	All other transit & ground passenger trans .....	356	1 697	7 141	37	22	5	5	4	—	1	—	—	—	—	—	—
486	Pipeline transportation .....	(C)	(D)	(D)	19	9	6	2	1	1	—	—	—	—	—	—	—
4862	Pipeline transportation of natural gas .....	174	6 615	20 368	15	7	4	2	1	1	—	—	—	—	—	—	—
48621	Pipeline transportation of natural gas .....	174	6 615	20 368	15	7	4	2	1	1	—	—	—	—	—	—	—
486210	Pipeline transportation of natural gas ...	174	6 615	20 368	15	7	4	2	1	1	—	—	—	—	—	—	—
4869	Other pipeline transportation .....	(B)	(D)	(D)	4	2	2	—	—	—	—	—	—	—	—	—	—
48691	Pipeline trans of refined petroleum products .....	(B)	(D)	(D)	4	2	2	—	—	—	—	—	—	—	—	—	—
486910	Pipeline trans of refined petroleum products .....	(B)	(D)	(D)	4	2	2	—	—	—	—	—	—	—	—	—	—
487	Scenic & sightseeing transportation .....	(C)	(D)	(D)	55	42	7	3	3	—	—	—	—	—	—	—	—
4871	Scenic & sightseeing transportation, land ...	(B)	(D)	(D)	11	6	2	2	1	—	—	—	—	—	—	—	—
487110	Scenic & sightseeing transportation, land ..	(B)	(D)	(D)	11	6	2	2	1	—	—	—	—	—	—	—	—
4872	Scenic & sightseeing transportation, water ..	160	699	4 863	42	34	5	1	2	—	—	—	—	—	—	—	—
48721	Scenic & sightseeing transportation, water .....	160	699	4 863	42	34	5	1	2	—	—	—	—	—	—	—	—
487210	Scenic & sightseeing transportation, water .....	160	699	4 863	42	34	5	1	2	—	—	—	—	—	—	—	—
4879	Scenic & sightseeing transportation, other ..	(A)	(D)	(D)	2	2	—	—	—	—	—	—	—	—	—	—	—
48799	Scenic & sightseeing transportation, other .....	(A)	(D)	(D)	2	2	—	—	—	—	—	—	—	—	—	—	—
487990	Scenic & sightseeing transportation, other .....	(A)	(D)	(D)	2	2	—	—	—	—	—	—	—	—	—	—	—
488	Transportation support activities .....	7 299	59 220	253 498	530	299	102	66	43	7	9	3	1	—	—	—	—
4881	Air transportation support activities .....	1 442	8 484	36 157	48	25	7	4	7	—	3	2	—	—	—	—	—
48811	Airport operations .....	976	4 583	19 510	20	8	3	2	3	—	3	1	—	—	—	—	—
488111	Air traffic control .....	(A)	(D)	(D)	2	1	—	—	—	—	—	—	—	—	—	—	—
488119	Other airport operations .....	(F)	(D)	(D)	18	7	2	2	3	—	3	1	—	—	—	—	—
48819	Other air transportation support activities ..	466	3 901	16 647	28	17	4	2	4	—	—	1	—	—	—	—	—
488190	Other air transportation support activities .....	466	3 901	16 647	28	17	4	2	4	—	—	1	—	—	—	—	—
4882	Rail transportation support activities .....	795	5 359	23 914	15	5	2	1	3	2	1	1	—	—	—	—	—
48821	Rail transportation support activities .....	795	5 359	23 914	15	5	2	1	3	2	1	1	—	—	—	—	—
488210	Rail transportation support activities ....	795	5 359	23 914	15	5	2	1	3	2	1	1	—	—	—	—	—
4883	Water transportation support activities .....	2 222	22 127	95 625	57	31	8	3	7	3	4	—	1	—	—	—	—
48831	Port & harbor operations .....	319	2 488	9 545	4	—	—	1	1	1	1	—	—	—	—	—	—
488310	Port & harbor operations .....	319	2 488	9 545	4	—	—	1	1	1	1	—	—	—	—	—	—
48832	Marine cargo handling .....	1 505	14 306	63 172	15	6	1	—	3	2	2	—	1	—	—	—	—
488320	Marine cargo handling .....	1 505	14 306	63 172	15	6	1	—	3	2	2	—	1	—	—	—	—
48833	Navigational services to shipping .....	275	4 616	18 710	13	7	3	1	1	—	1	—	—	—	—	—	—
488330	Navigational services to shipping .....	275	4 616	18 710	13	7	3	1	1	—	1	—	—	—	—	—	—
48839	Other water transportation support activities .....	123	717	4 198	25	18	4	1	2	—	—	—	—	—	—	—	—
488390	Other water transportation support activities .....	123	717	4 198	25	18	4	1	2	—	—	—	—	—	—	—	—

See footnotes at end of table.

**Table 2. The State—Employees, Payroll, and Establishments by Industry: 2001—Con.**

[Excludes most government employees, railroad employees, and self-employed persons. Size class 1 to 4 includes establishments with payroll, but no employees, during mid-March pay period. (D) denotes figures withheld to avoid disclosing data for individual companies; the data are included in broader industry totals. For explanation of terms, abbreviations, and data reliability/comparability, see introductory text]

NAICS code	Industry	Number of employees for week including March 12	Payroll (\$1,000)		Total number of establishments	Number of establishments by employment-size class											
			First quarter	Annual		1 to 4	5 to 9	10 to 19	20 to 49	50 to 99	100 to 249	250 to 499	500 to 999	1,000 or more			
<b>48-49</b>	<b>Transportation &amp; warehousing—Con.</b>																
488	Transportation support activities—Con.																
4884	Road transportation support activities	986	5 711	23 515	169	97	37	28	7	—	—	—	—	—	—	—	—
48841	Motor vehicle towing	826	4 659	19 268	145	82	33	26	4	—	—	—	—	—	—	—	—
488410	Motor vehicle towing	826	4 659	19 268	145	82	33	26	4	—	—	—	—	—	—	—	—
48849	Other road transportation support activities	160	1 052	4 247	24	15	4	2	3	—	—	—	—	—	—	—	—
488490	Other road transportation support activities	160	1 052	4 247	24	15	4	2	3	—	—	—	—	—	—	—	—
4885	Freight transportation arrangement	1 723	16 938	71 418	222	130	44	28	17	2	1	—	—	—	—	—	—
48851	Freight transportation arrangement	1 723	16 938	71 418	222	130	44	28	17	2	1	—	—	—	—	—	—
488510	Freight transportation arrangement	1 723	16 938	71 418	222	130	44	28	17	2	1	—	—	—	—	—	—
4889	Other transportation support activities	131	601	2 869	19	11	4	2	2	—	—	—	—	—	—	—	—
48899	Other transportation support activities	131	601	2 869	19	11	4	2	2	—	—	—	—	—	—	—	—
488991	Packing & crating	(C)	(D)	(D)	17	10	3	2	2	—	—	—	—	—	—	—	—
488999	All other transportation support activities	(A)	(D)	(D)	2	1	1	—	—	—	—	—	—	—	—	—	—
492	Couriers & messengers	12 795	96 476	385 214	272	153	45	25	23	11	11	2	—	—	—	—	2
4921	Couriers	11 470	88 564	355 756	117	59	15	12	13	5	9	2	—	—	—	—	2
49211	Couriers	11 470	88 564	355 756	117	59	15	12	13	5	9	2	—	—	—	—	2
492110	Couriers	11 470	88 564	355 756	117	59	15	12	13	5	9	2	—	—	—	—	2
4922	Local messengers & local delivery	1 325	7 912	29 458	155	94	30	13	10	6	2	—	—	—	—	—	—
49221	Local messengers & local delivery	1 325	7 912	29 458	155	94	30	13	10	6	2	—	—	—	—	—	—
492210	Local messengers & local delivery	1 325	7 912	29 458	155	94	30	13	10	6	2	—	—	—	—	—	—
493	Warehousing & storage	2 078	14 927	61 294	98	38	10	19	20	8	3	—	—	—	—	—	—
4931	Warehousing & storage	2 078	14 927	61 294	98	38	10	19	20	8	3	—	—	—	—	—	—
49311	General warehousing & storage	1 703	11 821	49 069	71	27	6	13	16	6	3	—	—	—	—	—	—
493110	General warehousing & storage	1 703	11 821	49 069	71	27	6	13	16	6	3	—	—	—	—	—	—
49312	Refrigerated warehousing & storage	(C)	(D)	(D)	10	3	1	2	3	1	—	—	—	—	—	—	—
493120	Refrigerated warehousing & storage	(C)	(D)	(D)	10	3	1	2	3	1	—	—	—	—	—	—	—
49313	Farm product warehousing & storage	(A)	(D)	(D)	1	1	—	—	—	—	—	—	—	—	—	—	—
493130	Farm product warehousing & storage	(A)	(D)	(D)	1	1	—	—	—	—	—	—	—	—	—	—	—
49319	Other warehousing & storage	(C)	(D)	(D)	16	7	3	4	1	1	—	—	—	—	—	—	—
493190	Other warehousing & storage	(C)	(D)	(D)	16	7	3	4	1	1	—	—	—	—	—	—	—
<b>51</b>	<b>Information</b>	<b>70 119</b>	<b>1 003 782</b>	<b>3 714 447</b>	<b>2 458</b>	<b>1 236</b>	<b>336</b>	<b>319</b>	<b>281</b>	<b>130</b>	<b>104</b>	<b>34</b>	<b>14</b>	<b>4</b>			
511	Publishing industries	16 994	245 497	915 109	614	298	98	80	64	28	30	13	3	—	—	—	—
5111	Newspaper, periodical, book, database publishers	12 539	128 662	502 182	391	188	68	46	37	15	24	10	3	—	—	—	—
51111	Newspaper publishers	4 690	37 299	139 333	103	33	22	16	14	2	12	3	1	—	—	—	—
511110	Newspaper publishers	4 690	37 299	139 333	103	33	22	16	14	2	12	3	1	—	—	—	—
51112	Periodical publishers	2 636	26 725	121 688	141	80	23	16	12	4	3	2	1	—	—	—	—
511120	Periodical publishers	2 636	26 725	121 688	141	80	23	16	12	4	3	2	1	—	—	—	—
51113	Book publishers	2 205	23 627	92 005	55	32	8	4	4	2	2	2	1	—	—	—	—
511130	Book publishers	2 205	23 627	92 005	55	32	8	4	4	2	2	2	1	—	—	—	—
51114	Database and directory publishers	850	14 746	53 510	31	15	5	4	1	4	1	1	—	—	—	—	—
511140	Database and directory publishers	850	14 746	53 510	31	15	5	4	1	4	1	1	—	—	—	—	—
51119	Other publishers	2 158	26 265	95 646	61	28	10	6	6	3	6	2	—	—	—	—	—
511191	Greeting card publishers	(C)	(D)	(D)	4	2	1	—	—	—	—	—	—	—	—	—	—
511199	All other publishers	(G)	(D)	(D)	57	26	9	6	6	3	5	2	—	—	—	—	—
5112	Software publishers	4 455	116 835	412 927	223	110	30	34	27	13	6	3	—	—	—	—	—
51121	Software publishers	4 455	116 835	412 927	223	110	30	34	27	13	6	3	—	—	—	—	—
511210	Software publishers	4 455	116 835	412 927	223	110	30	34	27	13	6	3	—	—	—	—	—
512	Motion picture & sound recording industries	4 007	23 164	97 973	363	238	38	25	43	13	6	—	—	—	—	—	—
5121	Motion picture & video industries	3 702	20 597	86 241	306	196	32	21	38	13	6	—	—	—	—	—	—
51211	Motion picture & video production	870	12 108	50 363	177	146	15	9	3	2	2	—	—	—	—	—	—
512110	Motion picture & video production	870	12 108	50 363	177	146	15	9	3	2	2	—	—	—	—	—	—
51212	Motion picture & video distribution	91	923	4 808	8	5	—	—	3	—	—	—	—	—	—	—	—
512120	Motion picture & video distribution	91	923	4 808	8	5	—	—	3	—	—	—	—	—	—	—	—
51213	Motion picture & video exhibition	2 500	5 399	23 221	83	18	14	9	27	11	4	—	—	—	—	—	—
512131	Motion picture theaters (except drive-ins)	(G)	(D)	(D)	82	18	14	9	26	11	4	—	—	—	—	—	—
512132	Drive-in motion picture theaters	(B)	(D)	(D)	1	—	—	—	1	—	—	—	—	—	—	—	—
51219	Postprod & other movie & video industries	241	2 167	7 849	38	27	3	3	5	—	—	—	—	—	—	—	—
512191	Teleproduction & oth postproduction services	(C)	(D)	(D)	36	26	3	3	4	—	—	—	—	—	—	—	—
512199	Other motion picture & video industries	(B)	(D)	(D)	2	1	—	—	1	—	—	—	—	—	—	—	—
5122	Sound recording industries	305	2 567	11 732	57	42	6	4	5	—	—	—	—	—	—	—	—
51221	Record production	(A)	(D)	(D)	1	—	—	—	1	—	—	—	—	—	—	—	—
512210	Record production	(A)	(D)	(D)	1	—	—	—	1	—	—	—	—	—	—	—	—
51222	Integrated record production, distribution	(A)	(D)	(D)	4	4	—	—	—	—	—	—	—	—	—	—	—
512220	Integrated record production, distribution	(A)	(D)	(D)	4	4	—	—	—	—	—	—	—	—	—	—	—
51223	Music publishers	(B)	(D)	(D)	9	6	2	1	—	—	—	—	—	—	—	—	—
512230	Music publishers	(B)	(D)	(D)	9	6	2	1	—	—	—	—	—	—	—	—	—
51224	Sound recording studios	181	1 217	5 481	31	22	4	2	3	—	—	—	—	—	—	—	—
512240	Sound recording studios	181	1 217	5 481	31	22	4	2	3	—	—	—	—	—	—	—	—
51229	Other sound recording industries	(B)	(D)	(D)	12	10	—	—	2	—	—	—	—	—	—	—	—
512290	Other sound recording industries	(B)	(D)	(D)	12	10	—	—	2	—	—	—	—	—	—	—	—
513	Broadcasting & telecommunications	39 332	599 331	2 204 901	1 026	470	137	150	123	63	53	16	10	4	—	—	—
5131	Radio & television broadcasting	3 957	45 967	187 142	146	49	17	23	36	11	9	1	—	—	—	—	—
51311	Radio broadcasting	2 819	30 854	121 168	113	35	15	20	29	8	5	1	—	—	—	—	—
513111	Radio networks	141	1 197	4 661	6	3	—	—	2	1	—	—	—	—	—	—	—
513112	Radio stations	2 678	29 657	116 507	107	32	15	20	27	7	5	1	—	—	—	—	—
51312	Television broadcasting	1 138	15 113	65 974	33	14	2	3	7	3	4	—	—	—	—	—	—
513120	Television broadcasting	1 138	15 113	65 974	33	14											

**Table 2. The State—Employees, Payroll, and Establishments by Industry: 2001—Con.**

[Excludes most government employees, railroad employees, and self-employed persons. Size class 1 to 4 includes establishments with payroll, but no employees, during mid-March pay period. (D) denotes figures withheld to avoid disclosing data for individual companies; the data are included in broader industry totals. For explanation of terms, abbreviations, and data reliability/comparability, see introductory text]

NAICS code	Industry	Number of employees for week including March 12	Payroll (\$1,000)		Total number of establishments	Number of establishments by employment-size class									
			First quarter	Annual		1 to 4	5 to 9	10 to 19	20 to 49	50 to 99	100 to 249	250 to 499	500 to 999	1,000 or more	
<b>51</b>	<b>Information—Con.</b>														
513	Broadcasting & telecommunications—Con.														
51333	Telecommunications	29 519	453 186	1 700 448	814	398	112	122	78	46	35	12	8	3	
51331	Wired telecommunications carriers	21 063	309 127	1 149 872	491	250	55	63	49	34	23	9	5	3	
513310	Wired telecommunications carriers	21 063	309 127	1 149 872	491	250	55	63	49	34	23	9	5	3	
51332	Wireless telecom carriers (exc satellite)	5 079	81 244	299 540	217	95	43	44	19	6	7	1	2	—	
513321	Paging	1 332	20 835	84 639	61	36	5	10	6	1	2	1	—	—	
513322	Cellular & other wireless telecommunications	3 747	60 409	214 901	156	59	38	34	13	5	5	—	2	—	
51333	Telecommunications resellers	1 324	14 585	50 413	47	22	7	7	5	4	1	—	1	—	
513330	Telecommunications resellers	1 324	14 585	50 413	47	22	7	7	5	4	1	—	1	—	
51334	Satellite telecommunications	1 861	43 495	153 294	28	9	2	6	4	1	4	2	—	—	
513340	Satellite telecommunications	1 861	43 495	153 294	28	9	2	6	4	1	4	2	—	—	
51339	Other telecommunications	192	4 735	47 329	31	22	5	2	1	1	—	—	—	—	
513390	Other telecommunications	192	4 735	47 329	31	22	5	2	1	1	—	—	—	—	
514	Information & data processing services	9 786	135 790	496 464	455	230	63	64	51	26	15	5	1	—	
5141	Information services	4 421	56 326	206 137	254	132	35	38	28	13	6	2	—	—	
51411	News syndicates	213	3 165	12 453	9	4	—	—	3	2	—	—	—	—	
514110	News syndicates	213	3 165	12 453	9	4	—	—	3	2	—	—	—	—	
51412	Libraries & archives	915	4 486	19 606	31	11	5	5	8	1	—	1	—	—	
514120	Libraries & archives	915	4 486	19 606	31	11	5	5	8	1	—	1	—	—	
51419	Other information services	3 293	48 675	174 078	214	117	30	33	17	10	6	1	—	—	
514191	On-line information services	(H)	(D)	(D)	209	116	28	31	17	10	6	1	—	—	
514199	All other information services	(B)	(D)	(D)	5	1	2	2	—	—	—	—	—	—	
5142	Data processing services	5 365	79 464	290 327	201	98	28	26	23	13	9	3	1	—	
51421	Data processing services	5 365	79 464	290 327	201	98	28	26	23	13	9	3	1	—	
514210	Data processing services	5 365	79 464	290 327	201	98	28	26	23	13	9	3	1	—	
<b>52</b>	<b>Finance &amp; insurance</b>	<b>115 169</b>	<b>1 547 972</b>	<b>5 802 277</b>	<b>7 183</b>	<b>3 661</b>	<b>1 733</b>	<b>954</b>	<b>525</b>	<b>159</b>	<b>92</b>	<b>32</b>	<b>16</b>	<b>11</b>	
521	Monetary authorities - central bank	(E)	(D)	(D)	1	—	—	—	—	—	—	1	—	—	
5211	Monetary authorities - central bank	(E)	(D)	(D)	1	—	—	—	—	—	—	1	—	—	
52111	Monetary authorities - central bank	(E)	(D)	(D)	1	—	—	—	—	—	—	1	—	—	
521110	Monetary authorities - central bank	(E)	(D)	(D)	1	—	—	—	—	—	—	1	—	—	
522	Credit intermediation & related activities	59 188	614 246	2 439 769	3 460	1 219	1 121	676	312	67	33	19	10	3	
5221	Depository credit intermediation	37 877	337 121	1 317 921	2 041	419	796	511	231	42	20	15	6	1	
52211	Commercial banking	27 223	246 695	934 210	1 509	292	610	394	156	28	14	10	4	1	
522110	Commercial banking	27 223	246 695	934 210	1 509	292	610	394	156	28	14	10	4	1	
52212	Savings institutions	6 909	61 206	265 054	316	50	139	70	46	3	2	4	2	—	
522120	Savings institutions	6 909	61 206	265 054	316	50	139	70	46	3	2	4	2	—	
52213	Credit unions	3 745	29 220	118 657	216	77	47	47	29	11	4	1	—	—	
522130	Credit unions	3 745	29 220	118 657	216	77	47	47	29	11	4	1	—	—	
5222	Nondepository credit intermediation	12 863	187 735	717 539	941	491	234	122	56	21	9	4	4	—	
52221	Credit card issuing	(G)	(D)	(D)	6	1	1	—	1	—	1	1	1	—	
522210	Credit card issuing	(G)	(D)	(D)	6	1	1	—	1	—	1	1	1	—	
52222	Sales financing	(H)	(D)	(D)	111	65	12	14	9	7	3	—	1	—	
522220	Sales financing	(H)	(D)	(D)	111	65	12	14	9	7	3	—	1	—	
52229	Other nondepository credit intermediation	9 044	131 958	518 389	824	425	221	108	46	14	5	3	2	—	
522291	Consumer lending	1 493	19 368	69 846	133	79	42	9	1	—	1	—	1	—	
522292	Real estate credit	6 320	98 796	401 847	536	254	135	90	38	12	4	2	1	—	
522293	International trade financing	212	3 620	14 575	13	8	3	—	2	—	—	—	—	—	
522294	Secondary market financing	18	218	1 386	8	7	—	1	—	—	—	—	—	—	
522298	All oth nondepository credit intermediation	1 001	9 956	30 735	134	77	41	8	7	—	—	1	—	—	
5223	Activities related to credit intermediation	8 448	89 390	404 309	478	309	91	43	25	4	4	—	—	2	
52231	Mortgage & nonmortgage brokers	1 632	20 106	120 253	306	199	62	29	15	1	—	—	—	—	
522310	Mortgage & nonmortgage brokers	1 632	20 106	120 253	306	199	62	29	15	1	—	—	—	—	
52232	Financial clearinghouse & reserve activities	5 703	59 543	240 295	34	17	7	3	1	2	—	—	—	2	
522320	Financial clearinghouse & reserve activities	5 703	59 543	240 295	34	17	7	3	1	2	—	—	—	2	
52239	Other credit intermediation activities	1 113	9 741	43 761	138	93	22	11	9	1	2	—	—	—	
522390	Other credit intermediation activities	1 113	9 741	43 761	138	93	22	11	9	1	2	—	—	—	
523	Security, commodity contracts & like activity	13 409	396 263	1 352 897	974	630	157	89	55	27	12	—	2	2	
5231	Scrtcy & comdty contracts intermed & brokerage	6 557	243 141	759 400	389	214	71	42	36	19	6	—	—	1	
52311	Investment banking & securities dealing	766	74 669	135 721	80	49	16	8	3	3	1	—	—	—	
523110	Investment banking & securities dealing	766	74 669	135 721	80	49	16	8	3	3	1	—	—	—	
52312	Securities brokerage	5 704	167 479	618 591	294	158	50	31	33	16	5	—	—	1	
523120	Securities brokerage	5 704	167 479	618 591	294	158	50	31	33	16	5	—	—	1	
52313	Commodity contracts dealing	(B)	(D)	(D)	8	4	—	—	—	—	—	—	—	—	
523130	Commodity contracts dealing	(B)	(D)	(D)	8	4	—	—	—	—	—	—	—	—	
52314	Commodity contracts brokerage	(B)	(D)	(D)	7	3	1	3	—	—	—	—	—	—	
523140	Commodity contracts brokerage	(B)	(D)	(D)	7	3	1	3	—	—	—	—	—	—	
5232	Securities & commodity exchanges	(A)	(D)	(D)	1	1	—	—	—	—	—	—	—	—	
52321	Securities & commodity exchanges	(A)	(D)	(D)	1	1	—	—	—	—	—	—	—	—	
523210	Securities & commodity exchanges	(A)	(D)	(D)	1	1	—	—	—	—	—	—	—	—	
5239	Other financial investment activities	(I)	(D)	(D)	584	415	86	47	19	8	6	—	2	1	
52391	Miscellaneous intermediation	(E)	(D)	(D)	63	45	12	2	2	1	1	—	—	—	
523910	Miscellaneous intermediation	(E)	(D)	(D)	63	45	12	2	2	1	1	—	—	—	
52392	Portfolio management	3 973	98 139	390 637	221	140	38	25	11	3	2	—	1	1	
523920	Portfolio management	3 973	98 139	390 637	221	140	38	25	11	3	2	—	1	1	
52393	Investment advice	1 361	24 893	95 274	268	210	32	17	4	3	2	—	—	—	
523930	Investment advice	1 361	24 893	95 274	268	210	32	17	4	3	2	—	—	—	
52399	All other financial investment activities	(G)	(D)	(D)	32	20	4	3	2	1	1	—	1	—	
523991	Trust, fiduciary & custody activities	(G)	(D)	(D)	30	19	4	3	1	1	1	—	1	—	
523999	Miscellaneous financial investment activities	(B)	(D)	(D)	2	1	—	—	1	—	—	—	—	—	

See footnotes at end of table.

**Table 2. The State—Employees, Payroll, and Establishments by Industry: 2001—Con.**

[Excludes most government employees, railroad employees, and self-employed persons. Size class 1 to 4 includes establishments with payroll, but no employees, during mid-March pay period. (D) denotes figures withheld to avoid disclosing data for individual companies; the data are included in broader industry totals. For explanation of terms, abbreviations, and data reliability/comparability, see introductory text]

NAICS code	Industry	Number of employees for week including March 12	Payroll (\$1,000)		Total number of establishments	Number of establishments by employment-size class											
			First quarter	Annual		1 to 4	5 to 9	10 to 19	20 to 49	50 to 99	100 to 249	250 to 499	500 to 999	1,000 or more			
<b>52</b>	<b>Finance &amp; insurance—Con.</b>																
524	Insurance carriers & related activities	40 652	511 573	1 916 555	2 674	1 782	434	183	152	57	45	11	4	6			
5241	Insurance carriers	26 267	352 268	1 247 603	533	228	93	60	68	35	31	9	4	5			
52411	Direct life, health, medical insurance carriers	12 502	188 907	637 309	242	102	40	28	33	13	17	5	2	2			
524113	Direct life insurance carriers	5 904	92 830	318 234	203	90	36	26	29	11	7	2	2	—			
524114	Direct health & medical insurance carriers	6 598	96 077	319 075	39	12	4	2	4	2	10	3	—	2			
52412	Other direct insurance carriers	(D)	(D)	(D)	281	121	51	32	33	22	14	3	2	3			
524126	Direct property & casualty insurance carriers	12 681	150 669	562 331	243	104	41	28	29	21	12	3	2	3			
524127	Direct title insurance carriers	(F)	(D)	(D)	36	15	10	4	4	1	2	—	—	—			
524128	All other direct insurance carriers	(A)	(D)	(D)	2	2	—	—	—	—	—	—	—	—			
52413	Reinsurance carriers	(E)	(D)	(D)	10	5	2	—	2	—	—	1	—	—			
524130	Reinsurance carriers	(E)	(D)	(D)	10	5	2	—	2	—	—	1	—	—			
5242	Agencies & other insurance related activities	14 385	159 305	668 952	2 141	1 554	341	123	84	22	14	2	—	1			
52421	Insurance agencies & brokerages	10 448	118 691	497 017	1 893	1 417	294	97	62	13	8	2	—	—			
524210	Insurance agencies & brokerages	10 448	118 691	497 017	1 893	1 417	294	97	62	13	8	2	—	—			
52429	Other insurance related activities	3 937	40 614	171 935	248	137	47	26	22	9	6	—	—	1			
524291	Claims adjusting	618	6 397	27 717	83	52	15	6	8	2	—	—	—	—			
524292	Insurance & pension funds, third party admin	2 380	22 735	96 343	112	55	24	16	10	3	3	—	—	—			1
524298	All other insurance related activities	939	11 482	47 875	53	30	8	4	4	4	3	—	—	—			
525	Funds, trusts, & other financial vehicles (part)	(G)	(D)	(D)	74	30	21	6	6	8	2	1	—	—			
5259	Other investment pools & funds	(G)	(D)	(D)	74	30	21	6	6	8	2	1	—	—			
52591	Open-end investment funds	(A)	(D)	(D)	2	2	—	—	—	—	—	—	—	—			
525910	Open-end investment funds	(A)	(D)	(D)	2	2	—	—	—	—	—	—	—	—			
52593	Real estate investment trusts	1 513	20 262	73 233	56	15	19	5	6	8	2	1	—	—			
525930	Real estate investment trusts	1 513	20 262	73 233	56	15	19	5	6	8	2	1	—	—			
52599	Other financial vehicles	(B)	(D)	(D)	16	13	2	1	—	—	—	—	—	—			
525990	Other financial vehicles	(B)	(D)	(D)	16	13	2	1	—	—	—	—	—	—			
<b>53</b>	<b>Real estate &amp; rental &amp; leasing</b>	<b>46 193</b>	<b>405 311</b>	<b>1 593 519</b>	<b>5 452</b>	<b>3 438</b>	<b>1 029</b>	<b>606</b>	<b>250</b>	<b>77</b>	<b>38</b>	<b>8</b>	<b>4</b>	<b>2</b>			
531	Real estate	33 861	321 947	1 240 857	4 380	3 006	725	375	175	58	29	8	3	1			
5311	Lessors of real estate	12 968	125 082	433 171	1 601	1 041	285	177	63	21	9	4	—	1			
53111	Lessors of residential buildings & dwellings	8 686	58 891	230 527	868	476	200	135	35	14	4	3	—	1			
531110	Lessors of residential buildings & dwellings	8 686	58 891	230 527	868	476	200	135	35	14	4	3	—	1			
53112	Lessors of nonres bldg (exc miniwarehouses)	(H)	(D)	(D)	483	354	61	32	24	7	5	—	—	—			
531120	Lessors of nonres bldg (exc miniwarehouses)	(H)	(D)	(D)	483	354	61	32	24	7	5	—	—	—			
53113	Lessors of miniwarehouses & self storage units	(F)	(D)	(D)	136	120	8	4	3	—	—	1	—	—			
531130	Lessors of miniwarehouses & self storage units	(F)	(D)	(D)	136	120	8	4	3	—	—	1	—	—			
53119	Lessors of other real estate property	(E)	(D)	(D)	114	91	16	6	1	—	—	—	—	—			
531190	Lessors of other real estate property	(E)	(D)	(D)	114	91	16	6	1	—	—	—	—	—			
5312	Offices of real estate agents & brokers	6 453	63 212	265 024	1 340	1 035	198	68	26	8	3	1	1	—			
53121	Offices of real estate agents & brokers	6 453	63 212	265 024	1 340	1 035	198	68	26	8	3	1	1	—			
531210	Offices of real estate agents & brokers	6 453	63 212	265 024	1 340	1 035	198	68	26	8	3	1	1	—			
5313	Activities related to real estate	14 440	133 653	542 662	1 439	930	242	130	86	29	17	3	2	—			
53131	Real estate property managers	12 284	113 682	455 875	871	467	177	104	76	27	15	3	2	—			
531311	Residential property managers	8 701	70 000	296 157	588	312	124	70	51	14	13	3	1	—			
531312	Nonresidential property managers	3 583	43 682	159 721	283	155	53	34	25	13	2	—	—	—			
53132	Offices of real estate appraisers	938	6 126	27 360	271	231	30	6	2	1	—	—	—	—			
531320	Offices of real estate appraisers	938	6 126	27 360	271	231	30	6	2	1	—	—	—	—			
53139	Other activities related to real estate	1 218	13 845	59 424	297	232	35	20	6	1	1	—	—	—			
531390	Other activities related to real estate	1 218	13 845	59 424	297	232	35	20	6	1	1	—	—	—			
532	Rental & leasing services	11 847	78 832	332 045	1 038	415	299	226	71	17	8	—	1	1			
5321	Automotive equipment rental & leasing	4 033	28 589	121 843	202	101	51	19	18	8	3	—	1	1			
53211	Passenger car rental & leasing	3 006	18 924	85 499	102	57	23	8	4	5	3	—	1	1			
532111	Passenger car rental	2 859	17 052	79 075	88	47	23	7	2	4	3	—	1	1			
532112	Passenger car leasing	147	1 872	6 424	14	10	—	1	2	1	—	—	—	—			
53212	Truck, utility trailer & RV rental & leasing	1 027	9 665	36 344	100	44	28	11	14	3	—	—	—	—			
532120	Truck, utility trailer & RV rental & leasing	1 027	9 665	36 344	100	44	28	11	14	3	—	—	—	—			
5322	Consumer goods rental	4 959	22 478	94 967	522	195	130	168	20	5	4	—	—	—			
53221	Consumer electronics & appliances rental	136	871	3 697	31	21	8	2	—	—	—	—	—	—			
532210	Consumer electronics & appliances rental	136	871	3 697	31	21	8	2	—	—	—	—	—	—			
53222	Formal wear & costume rental	396	1 086	4 861	43	23	15	3	—	1	1	—	—	—			
532220	Formal wear & costume rental	396	1 086	4 861	43	23	15	3	—	1	1	—	—	—			
53223	Video tape & disc rental	2 843	7 328	30 613	312	84	77	141	10	—	—	—	—	—			
532230	Video tape & disc rental	2 843	7 328	30 613	312	84	77	141	10	—	—	—	—	—			
53229	Other consumer goods rental	1 584	13 193	55 796	136	67	30	22	10	4	3	—	—	—			
532291	Home health equipment rental	534	4 923	19 900	34	11	10	8	2	2	1	—	—	—			
532292	Recreational goods rental	81	327	2 503	33	28	2	2	1	—	—	—	—	—			
532299	All other consumer goods rental	969	7 943	33 393	69	28	18	12	7	2	2	—	—	—			
5323	General rental centers	807	5 459	26 097	121	34	73	10	3	1	—	—	—	—			
53231	General rental centers	807	5 459	26 097	121	34	73	10	3	1	—	—	—	—			
532310	General rental centers	807	5 459	26 097	121	34	73	10	3	1	—	—	—	—			
5324	Commercial, industrial equip rental & leasing	2 048	22 306	89 138	193	85	45	29	30	3	1	—	—	—			
53241	Const, trans, mining equip rental & leasing	857	10 476	38 494	85	32	23	16	13	1	—	—	—	—			
532411	Commercial trans equip (exc MV) rental, lease	(B)	(D)	(D)	5	3	1	1	—	—	—	—	—	—			
532412	Const, mining, forestry equip rental & leasing	(F)	(D)	(D)	80	29	22	15	13	1	—	—	—	—			

See footnotes at end of table.





**Table 2. The State—Employees, Payroll, and Establishments by Industry: 2001—Con.**

[Excludes most government employees, railroad employees, and self-employed persons. Size class 1 to 4 includes establishments with payroll, but no employees, during mid-March pay period. (D) denotes figures withheld to avoid disclosing data for individual companies; the data are included in broader industry totals. For explanation of terms, abbreviations, and data reliability/comparability, see introductory text]

NAICS code	Industry	Number of employees for week including March 12	Payroll (\$1,000)		Total number of establishments	Number of establishments by employment-size class									
			First quarter	Annual		1 to 4	5 to 9	10 to 19	20 to 49	50 to 99	100 to 249	250 to 499	500 to 999	1,000 or more	
<b>54</b>	<b>Professional, scientific &amp; technical services—Con.</b>														
541	Professional, scientific & technical services—Con.														
5417	Scientific R&D services .....	23 461	347 140	1 460 300	579	267	100	63	71	36	25	10	3	4	
54171	R&D in physical, engineering & life sciences .....	19 314	308 992	1 288 806	492	224	85	56	62	31	18	10	3	3	
541710	R&D in physical, engineering & life sciences .....	19 314	308 992	1 288 806	492	224	85	56	62	31	18	10	3	3	
54172	R&D in social sciences & humanities .....	4 147	38 148	171 494	87	43	15	7	9	5	7	—	—	1	
541720	R&D in social sciences & humanities .....	4 147	38 148	171 494	87	43	15	7	9	5	7	—	—	1	
5418	Advertising & related services .....	8 201	80 267	319 543	752	465	115	74	62	24	11	1	—	—	
54181	Advertising agencies .....	2 850	32 903	128 655	254	157	34	29	20	10	4	—	—	—	
541810	Advertising agencies .....	2 850	32 903	128 655	254	157	34	29	20	10	4	—	—	—	
54182	Public relations agencies .....	586	8 815	36 123	120	93	18	6	2	—	1	—	—	—	
541820	Public relations agencies .....	586	8 815	36 123	120	93	18	6	2	—	1	—	—	—	
54183	Media buying agencies .....	124	1 746	7 928	16	10	3	1	1	1	—	—	—	—	
541830	Media buying agencies .....	124	1 746	7 928	16	10	3	1	1	1	—	—	—	—	
54184	Media representatives .....	513	3 788	15 612	39	17	8	5	8	—	1	—	—	—	
541840	Media representatives .....	513	3 788	15 612	39	17	8	5	8	—	1	—	—	—	
54185	Display advertising .....	239	894	3 992	31	27	—	3	—	—	1	—	—	—	
541850	Display advertising .....	239	894	3 992	31	27	—	3	—	—	1	—	—	—	
54186	Direct mail advertising .....	2 762	21 063	79 089	100	34	16	14	22	9	4	1	—	—	
541860	Direct mail advertising .....	2 762	21 063	79 089	100	34	16	14	22	9	4	1	—	—	
54187	Advertising material distribution services .....	82	984	4 134	8	6	—	—	1	1	—	—	—	—	
541870	Advertising material distribution services .....	82	984	4 134	8	6	—	—	1	1	—	—	—	—	
54189	Other services related to advertising .....	1 045	10 074	44 010	184	121	36	16	8	3	—	—	—	—	
541890	Other services related to advertising .....	1 045	10 074	44 010	184	121	36	16	8	3	—	—	—	—	
5419	Oth professional, scientific, technical services .....	13 624	111 454	449 195	1 212	688	212	197	88	12	9	4	1	1	
54191	Marketing research & public opinion polling .....	2 487	25 986	107 149	93	47	11	11	14	3	5	2	—	—	
541910	Marketing research & public opinion polling .....	2 487	25 986	107 149	93	47	11	11	14	3	5	2	—	—	
54192	Photographic services .....	1 438	5 902	23 789	310	228	49	27	5	—	1	—	—	—	
541921	Photography studios, portrait .....	1 198	4 257	17 076	239	172	39	25	2	—	1	—	—	—	
541922	Commercial photography .....	240	1 645	6 713	71	56	10	2	3	—	—	—	—	—	
54193	Translation & interpretation services .....	483	3 824	15 029	43	29	3	5	3	2	1	—	—	—	
541930	Translation & interpretation services .....	483	3 824	15 029	43	29	3	5	3	2	1	—	—	—	
54194	Veterinary services .....	4 958	27 019	123 668	448	144	112	132	54	4	2	—	—	—	
541940	Veterinary services .....	4 958	27 019	123 668	448	144	112	132	54	4	2	—	—	—	
54199	All oth prof, scientific & technical services .....	4 258	48 723	179 560	318	240	37	22	12	3	1	1	1	1	
541990	All oth prof, scientific & technical services .....	4 258	48 723	179 560	318	240	37	22	12	3	1	1	1	1	
<b>55</b>	<b>Management of companies &amp; enterprises</b>	<b>57 486</b>	<b>957 873</b>	<b>3 383 073</b>	<b>817</b>	<b>266</b>	<b>135</b>	<b>107</b>	<b>140</b>	<b>66</b>	<b>54</b>	<b>25</b>	<b>16</b>	<b>8</b>	
551	Management of companies & enterprises .....	57 486	957 873	3 383 073	817	266	135	107	140	66	54	25	16	8	
5511	Management of companies & enterprises .....	57 486	957 873	3 383 073	817	266	135	107	140	66	54	25	16	8	
55111	Management of companies & enterprises .....	57 486	957 873	3 383 073	817	266	135	107	140	66	54	25	16	8	
551111	Offices of bank holding companies (E) .....	(D)	(D)	(D)	13	5	3	—	3	2	—	—	—	—	
551112	Offices of other holding companies (I) .....	(D)	(D)	(D)	107	51	11	14	14	7	4	1	3	2	
551114	Corp, subsidiary & regional managing offices .....	48 557	836 395	2 940 050	697	210	121	93	123	57	50	24	13	6	
<b>56</b>	<b>Admin, support, waste mgt, remediation services</b>	<b>165 733</b>	<b>987 544</b>	<b>4 190 891</b>	<b>7 527</b>	<b>4 052</b>	<b>1 231</b>	<b>880</b>	<b>693</b>	<b>345</b>	<b>220</b>	<b>73</b>	<b>18</b>	<b>15</b>	
561	Administrative & support services .....	159 005	924 419	3 922 142	7 171	3 920	1 157	826	631	323	209	72	18	15	
5611	Office administrative services .....	10 359	117 271	486 878	660	378	88	83	65	27	13	5	1	—	
56111	Office administrative services .....	10 359	117 271	486 878	660	378	88	83	65	27	13	5	1	—	
561110	Office administrative services .....	10 359	117 271	486 878	660	378	88	83	65	27	13	5	1	—	
5612	Facilities support services .....	4 007	32 344	138 972	83	23	18	12	14	8	5	2	—	1	
56121	Facilities support services .....	4 007	32 344	138 972	83	23	18	12	14	8	5	2	—	1	
561210	Facilities support services .....	4 007	32 344	138 972	83	23	18	12	14	8	5	2	—	1	
5613	Employment services .....	58 043	360 094	1 492 037	835	275	76	84	140	119	104	23	5	9	
56131	Employment placement agencies .....	5 545	27 354	117 213	189	87	31	18	24	16	12	—	—	1	
561310	Employment placement agencies .....	5 545	27 354	117 213	189	87	31	18	24	16	12	—	—	1	
56132	Temporary help services .....	42 038	264 109	1 074 981	570	160	39	56	103	98	85	21	4	4	
561320	Temporary help services .....	42 038	264 109	1 074 981	570	160	39	56	103	98	85	21	4	4	
56133	Employee leasing services .....	10 460	68 631	299 843	76	28	6	10	13	5	7	2	1	4	
561330	Employee leasing services .....	10 460	68 631	299 843	76	28	6	10	13	5	7	2	1	4	
5614	Business support services .....	10 978	68 365	282 675	642	359	105	63	71	25	12	4	3	—	
56141	Document preparation services .....	877	4 414	20 182	94	77	7	1	6	1	1	—	—	—	
561410	Document preparation services .....	877	4 414	20 182	94	77	7	1	6	1	1	—	—	—	
56142	Telephone call centers .....	4 552	25 337	93 600	87	28	12	11	14	15	3	1	3	—	
561421	Telephone answering services .....	678	3 131	12 312	40	15	7	6	8	4	—	—	—	—	
561422	Telemarketing bureaus .....	3 874	22 206	81 288	47	13	5	5	6	11	3	1	3	—	
56143	Business service centers .....	2 555	14 868	61 926	207	110	40	26	24	5	—	2	—	—	
561431	Private mail centers .....	809	3 549	14 395	95	64	23	4	3	—	—	1	—	—	
561439	Oth business service centers (incl copy shops) .....	1 746	11 319	47 531	112	46	17	22	21	5	—	1	—	—	
56144	Collection agencies .....	1 473	11 106	54 396	92	40	25	8	12	2	5	—	—	—	
561440	Collection agencies .....	1 473	11 106	54 396	92	40	25	8	12	2	5	—	—	—	
56145	Credit bureaus .....	457	3 819	18 152	22	7	5	4	5	—	1	—	—	—	
561450	Credit bureaus .....	457	3 819	18 152	22	7	5	4	5	—	1	—	—	—	
56149	Other business support services .....	1 064	8 821	34 419	140	97	16	13	10	2	2	—	—	—	
561491	Repossession services .....	196	1 144	4 841	23	12	4	3	4	—	—	—	—	—	
561492	Court reporting & stenotype services .....	360	2 808	12 387	58	44	5	5	3	—	1	—	—	—	
561499	All other business support services .....	508	4 869	17 191	59	41	7	5	3	2	1	—	—	—	
5615	Travel arrangement & reservation services .....	3 538	25 274	108 140	513	330	113	47	14	6	2	1	—	—	
56151	Travel agencies .....	2 046	13 101	55 670	422	287	94	31	7	3	—	—	—	—	
561510	Travel agencies .....	2 046	13 101	55 670	422	287	94	31	7	3	—	—	—	—	
56152	Tour operators .....	243	1 377	6 097	35	20	6	7	1	1	—	—	—	—	
561520	Tour operators .....	243	1 377	6 097	35	20	6	7	1	1	—	—	—	—	

See footnotes at end of table.

**Table 2. The State—Employees, Payroll, and Establishments by Industry: 2001—Con.**

[Excludes most government employees, railroad employees, and self-employed persons. Size class 1 to 4 includes establishments with payroll, but no employees, during mid-March pay period. (D) denotes figures withheld to avoid disclosing data for individual companies; the data are included in broader industry totals. For explanation of terms, abbreviations, and data reliability/comparability, see introductory text]

NAICS code	Industry	Number of employees for week including March 12	Payroll (\$1,000)		Total number of establishments	Number of establishments by employment-size class														
			First quarter	Annual		1 to 4	5 to 9	10 to 19	20 to 49	50 to 99	100 to 249	250 to 499	500 to 999	1,000 or more						
<b>56</b>	<b>Admin. support, waste mgt, remediation services—Con.</b>																			
561	Administrative & support services—Con.																			
5615	Travel arrangement & reservation services—Con.																			
56159	Oth travel arrangement & reservation services	1 249	10 796	46 373	56	23	13	9	6	2	2	1	—	—	—	—	—	—	—	
561591	Convention and visitors bureaus	140	1 190	4 771	14	4	6	3	—	1	—	—	—	—	—	—	—	—	—	
561599	All oth travel arrange & reservation services	1 109	9 606	41 602	42	19	7	6	6	1	2	1	—	—	—	—	—	—	—	
5616	Investigation & security services	16 221	84 134	352 421	487	226	63	63	55	38	31	9	—	—	—	—	—	—	—	
56161	Investigation, guard & armored car services	12 895	57 880	246 122	237	97	26	23	29	26	25	9	—	—	—	—	—	—	—	
561611	Investigation services	1 982	10 128	42 832	115	68	16	8	12	7	3	1	—	—	—	—	—	—	—	
561612	Security guards & patrol services	9 614	39 659	170 831	105	28	8	14	15	13	18	7	—	—	—	—	—	—	—	
561613	Armored car services	1 299	8 093	32 459	17	1	2	1	2	6	4	1	—	—	—	—	—	—	—	
56162	Security systems services	3 326	26 254	106 299	250	129	37	40	26	12	6	—	—	—	—	—	—	—	—	
561621	Security systems services (except locksmiths)	2 879	23 541	95 339	170	78	25	27	23	11	6	—	—	—	—	—	—	—	—	
561622	Locksmiths	447	2 713	10 960	80	51	12	13	3	1	—	—	—	—	—	—	—	—	—	
5617	Services to buildings & dwellings	44 525	174 602	808 555	3 465	2 055	622	423	225	83	30	17	7	3						
56171	Exterminating & pest control services	1 886	13 065	58 916	191	91	35	39	21	4	1	—	—	—	—	—	—	—	—	
561710	Exterminating & pest control services	1 886	13 065	58 916	191	91	35	39	21	4	1	—	—	—	—	—	—	—	—	
56172	Janitorial services	28 697	91 628	372 282	1 386	762	248	179	105	45	22	16	6	3						
561720	Janitorial services	28 697	91 628	372 282	1 386	762	248	179	105	45	22	16	6	3						
56173	Landscaping services	11 917	60 004	320 547	1 539	972	281	169	77	31	7	1	1							
561730	Landscaping services	11 917	60 004	320 547	1 539	972	281	169	77	31	7	1	1							
56174	Carpet & upholstery cleaning services	1 053	4 779	22 050	179	115	33	18	11	2	—	—	—	—	—	—	—	—	—	
561740	Carpet & upholstery cleaning services	1 053	4 779	22 050	179	115	33	18	11	2	—	—	—	—	—	—	—	—	—	
56179	Other services to buildings & dwellings	972	5 126	34 760	170	115	25	18	11	1	—	—	—	—	—	—	—	—	—	
561790	Other services to buildings & dwellings	972	5 126	34 760	170	115	25	18	11	1	—	—	—	—	—	—	—	—	—	
5619	Other support services	11 334	62 335	252 464	486	274	72	51	47	17	12	11	2	—	—	—	—	—	—	
56191	Packaging & labeling services	408	2 132	9 633	28	13	5	3	5	1	1	—	—	—	—	—	—	—	—	
561910	Packaging & labeling services	408	2 132	9 633	28	13	5	3	5	1	1	—	—	—	—	—	—	—	—	
56192	Convention & trade show organizers	1 577	15 755	58 661	104	58	18	12	10	4	—	2	—	—	—	—	—	—	—	
561920	Convention & trade show organizers	1 577	15 755	58 661	104	58	18	12	10	4	—	2	—	—	—	—	—	—	—	
56199	All other support services	9 349	44 448	184 170	354	203	49	36	32	12	11	9	2	—	—	—	—	—	—	
561990	All other support services	9 349	44 448	184 170	354	203	49	36	32	12	11	9	2	—	—	—	—	—	—	
562	Waste management & remediation services	6 728	63 125	268 749	356	132	74	54	62	22	11	1	—	—	—	—	—	—	—	
5621	Waste collection	3 349	28 333	113 420	169	57	34	33	31	8	5	1	—	—	—	—	—	—	—	
56211	Waste collection	3 349	28 333	113 420	169	57	34	33	31	8	5	1	—	—	—	—	—	—	—	
562111	Solid waste collection	3 047	25 923	104 920	149	48	30	30	29	6	5	1	—	—	—	—	—	—	—	
562112	Hazardous waste collection	(B)	(D)	(D)	5	2	2	—	—	1	—	—	—	—	—	—	—	—	—	
562119	Other waste collection	(C)	(D)	(D)	15	7	2	3	2	1	—	—	—	—	—	—	—	—	—	
5622	Waste treatment & disposal	1 210	16 572	68 920	56	17	16	6	11	4	2	—	—	—	—	—	—	—	—	
56221	Waste treatment & disposal	1 210	16 572	68 920	56	17	16	6	11	4	2	—	—	—	—	—	—	—	—	
562211	Hazardous waste treatment & disposal	587	10 863	47 103	14	3	3	3	2	1	2	—	—	—	—	—	—	—	—	
562212	Solid waste landfill	(E)	(D)	(D)	36	14	11	3	7	1	—	—	—	—	—	—	—	—	—	
562213	Solid waste combustors & incinerators	(C)	(D)	(D)	2	—	—	—	—	2	—	—	—	—	—	—	—	—	—	
562219	Other nonhazardous waste treatment & disposal	(B)	(D)	(D)	4	—	2	—	2	—	—	—	—	—	—	—	—	—	—	
5629	Remediation & oth waste management services	2 169	18 220	86 409	131	58	24	15	20	10	4	—	—	—	—	—	—	—	—	
56291	Remediation services	1 222	9 528	49 922	46	12	9	4	12	7	2	—	—	—	—	—	—	—	—	
562910	Remediation services	1 222	9 528	49 922	46	12	9	4	12	7	2	—	—	—	—	—	—	—	—	
56292	Materials recovery facilities	310	2 619	11 114	13	3	2	4	2	1	1	—	—	—	—	—	—	—	—	
562920	Materials recovery facilities	310	2 619	11 114	13	3	2	4	2	1	1	—	—	—	—	—	—	—	—	
56299	All other waste management services	637	6 073	25 373	72	43	13	7	6	2	1	—	—	—	—	—	—	—	—	
562991	Septic tank & related services	558	5 272	21 619	66	40	13	7	3	2	1	—	—	—	—	—	—	—	—	
562998	All other miscellaneous waste management	79	801	3 754	6	3	—	—	3	—	—	—	—	—	—	—	—	—	—	
<b>61</b>	<b>Educational services</b>	<b>57 922</b>	<b>430 733</b>	<b>1 814 560</b>	<b>1 674</b>	<b>811</b>	<b>222</b>	<b>208</b>	<b>231</b>	<b>110</b>	<b>71</b>	<b>13</b>	<b>5</b>	<b>3</b>						
611	Educational services	57 922	430 733	1 814 560	1 674	811	222	208	231	110	71	13	5	3						
6111	Elementary & secondary schools	20 436	126 425	519 785	411	54	37	48	134	82	50	6	—	—	—	—	—	—	—	
61111	Elementary & secondary schools	20 436	126 425	519 785	411	54	37	48	134	82	50	6	—	—	—	—	—	—	—	
611110	Elementary & secondary schools	20 436	126 425	519 785	411	54	37	48	134	82	50	6	—	—	—	—	—	—	—	
6112	Junior colleges	1 427	7 445	29 885	10	3	—	—	1	2	2	1	1	—	—	—	—	—	—	
61121	Junior colleges	1 427	7 445	29 885	10	3	—	—	1	2	2	1	1	—	—	—	—	—	—	
611210	Junior colleges	1 427	7 445	29 885	10	3	—	—	1	2	2	1	1	—	—	—	—	—	—	
6113	Colleges, universities & professional schools	25 780	230 935	993 690	56	19	4	3	5	3	11	4	4	3						
61131	Colleges, universities & professional schools	25 780	230 935	993 690	56	19	4	3	5	3	11	4	4	3						
611310	Colleges, universities & professional schools	25 780	230 935	993 690	56	19	4	3	5	3	11	4	4	3						
6114	Business schools & computer & mgt training	1 300	13 771	59 840	190	138	20	18	7	6	1	—	—	—	—	—	—	—	—	
61141	Business & secretarial schools	57	488	2 074	5	4	—	—	—	1	—	—	—	—	—	—	—	—	—	
611410	Business & secretarial schools	57	488	2 074	5	4	—	—	—	1	—	—	—	—	—	—	—	—	—	
61142	Computer training	862	10 051	43 875	93	61	13	10	4	4	1	—	—	—	—	—	—	—	—	
611420	Computer training	862	10 051	43 875	93	61	13	10	4	4	1	—	—	—	—	—	—	—	—	
61143	Professional, management development training	381	3 232	13 891	92	73	7	8	3	1	—	—	—	—	—	—	—	—	—	
611430	Professional, management development training	381	3 232	13 891	92	73	7	8	3	1</										

**Table 2. The State—Employees, Payroll, and Establishments by Industry: 2001—Con.**

[Excludes most government employees, railroad employees, and self-employed persons. Size class 1 to 4 includes establishments with payroll, but no employees, during mid-March pay period. (D) denotes figures withheld to avoid disclosing data for individual companies; the data are included in broader industry totals. For explanation of terms, abbreviations, and data reliability/comparability, see introductory text]

NAICS code	Industry	Number of employees for week including March 12	Payroll (\$1,000)		Total number of establishments	Number of establishments by employment-size class													
			First quarter	Annual		1 to 4	5 to 9	10 to 19	20 to 49	50 to 99	100 to 249	250 to 499	500 to 999	1,000 or more					
<b>61</b>	<b>Educational services—Con.</b>																		
611	Educational services—Con.																		
6116	Other schools & instruction	5 709	27 735	107 391	728	424	125	105	62	9	3	—	—	—	—	—	—	—	
61161	Fine arts schools	907	3 605	15 403	161	97	34	22	7	1	—	—	—	—	—	—	—	—	
611610	Fine arts schools	907	3 605	15 403	161	97	34	22	7	1	—	—	—	—	—	—	—	—	
61162	Sports & recreation instruction	1 249	3 741	18 489	206	137	27	25	15	2	—	—	—	—	—	—	—	—	
611620	Sports & recreation instruction	1 249	3 741	18 489	206	137	27	25	15	2	—	—	—	—	—	—	—	—	
61163	Language schools	224	586	2 534	25	14	4	3	4	—	—	—	—	—	—	—	—	—	
611630	Language schools	224	586	2 534	25	14	4	3	4	—	—	—	—	—	—	—	—	—	
61169	All other schools & instruction	3 329	19 803	70 965	336	176	60	55	36	6	3	—	—	—	—	—	—	—	
611691	Exam preparation & tutoring	1 821	11 940	37 248	127	53	24	22	24	1	3	—	—	—	—	—	—	—	
611692	Automobile driving schools	343	1 114	5 491	74	49	14	8	3	—	—	—	—	—	—	—	—	—	
611699	All other miscellaneous schools & instruction	1 165	6 749	28 226	135	74	22	25	9	5	—	—	—	—	—	—	—	—	
6117	Educational support services	1 527	13 923	63 371	145	108	14	10	9	1	1	2	—	—	—	—	—	—	
61171	Educational support services	1 527	13 923	63 371	145	108	14	10	9	1	1	2	—	—	—	—	—	—	
611710	Educational support services	1 527	13 923	63 371	145	108	14	10	9	1	1	2	—	—	—	—	—	—	
<b>62</b>	<b>Health care and social assistance</b>	<b>270 239</b>	<b>2 111 723</b>	<b>8 918 237</b>	<b>13 300</b>	<b>6 531</b>	<b>3 122</b>	<b>1 846</b>	<b>1 037</b>	<b>341</b>	<b>298</b>	<b>62</b>	<b>23</b>	<b>40</b>					
621	Ambulatory health care services	86 174	837 089	3 708 733	9 543	5 080	2 434	1 238	573	141	56	13	7	1					
6211	Offices of physicians	36 548	449 718	2 062 680	4 496	2 467	1 068	577	305	61	13	3	2	—					
62111	Offices of physicians	36 548	449 718	2 062 680	4 496	2 467	1 068	577	305	61	13	3	2	—					
621111	Offices of physicians (exc mental health)	35 316	437 306	2 006 911	4 206	2 241	1 031	559	300	57	13	3	2	—					
621112	Offices of physicians, mental health	1 232	12 412	55 769	290	226	37	18	5	4	—	—	—	—					
6212	Offices of dentists	13 680	106 593	485 987	2 388	1 174	852	304	54	4	—	—	—	—					
62121	Offices of dentists	13 680	106 593	485 987	2 388	1 174	852	304	54	4	—	—	—	—					
621210	Offices of dentists	13 680	106 593	485 987	2 388	1 174	852	304	54	4	—	—	—	—					
6213	Offices of other health practitioners	10 291	74 054	325 851	1 612	1 064	335	163	33	10	4	1	2	—					
62131	Offices of chiropractors	1 216	7 708	34 771	318	232	66	16	4	—	—	—	—	—					
621310	Offices of chiropractors	1 216	7 708	34 771	318	232	66	16	4	—	—	—	—	—					
62132	Offices of optometrists	1 521	11 344	48 902	256	142	69	39	4	2	—	—	—	—					
621320	Offices of optometrists	1 521	11 344	48 902	256	142	69	39	4	2	—	—	—	—					
62133	Offices of other mental health practitioners	1 477	12 517	56 655	267	216	23	20	4	2	1	1	—	—					
621330	Offices of other mental health practitioners	1 477	12 517	56 655	267	216	23	20	4	2	1	1	—	—					
62134	Offices of PT, OT, speech therapy & audiology	3 472	23 318	99 639	404	222	100	59	15	5	2	—	1	—					
621340	Offices of PT, OT, speech therapy & audiology	3 472	23 318	99 639	404	222	100	59	15	5	2	—	1	—					
62139	Offices of all other health practitioners	2 605	19 167	85 884	367	252	77	29	6	1	1	—	1	—					
621391	Offices of podiatrists	915	6 386	29 822	203	128	59	14	2	—	—	—	—	—					
621399	Offices of all other misc health practitioners	1 690	12 781	56 062	164	124	18	15	4	1	1	—	1	—					
6214	Outpatient care centers	11 392	98 717	391 366	494	130	102	124	89	30	13	4	2	—					
62141	Family planning centers	396	2 329	9 106	34	14	8	5	6	—	1	—	—	—					
621410	Family planning centers	396	2 329	9 106	34	14	8	5	6	—	1	—	—	—					
62142	Outpatient mental health, substance abuse ctrs	2 760	18 735	67 777	110	38	26	17	13	9	6	1	—	—					
621420	Outpatient mental health, substance abuse ctrs	2 760	18 735	67 777	110	38	26	17	13	9	6	1	—	—					
62149	Other outpatient care centers	8 236	77 653	314 483	350	78	68	102	70	21	6	3	2	—					
621491	HMO medical centers	2 139	20 675	82 744	25	3	12	3	1	2	1	2	—	—					
621492	Kidney dialysis centers	1 527	12 436	53 807	86	14	10	34	23	5	—	—	—	—					
621493	Freestanding ambulatory surgery, emergency ctr	829	8 193	35 867	49	11	7	13	15	3	—	—	—	—					
621498	All other outpatient care centers	3 741	36 349	142 065	190	50	50	43	29	12	4	2	—	—					
6215	Medical & diagnostic laboratories	3 965	44 495	169 421	231	114	42	32	31	9	1	1	—	—					
62151	Medical & diagnostic laboratories	3 965	44 495	169 421	231	114	42	32	31	9	1	1	—	—					
621511	Medical laboratories	2 596	29 303	103 538	125	73	22	10	13	4	1	1	—	—					
621512	Diagnostic Imaging centers	1 369	15 192	65 883	106	41	20	22	18	5	—	—	—	—					
6216	Home health care services	7 241	41 937	180 752	233	100	25	20	44	22	19	3	—	—					
62161	Home health care services	7 241	41 937	180 752	233	100	25	20	44	22	19	3	—	—					
621610	Home health care services	7 241	41 937	180 752	233	100	25	20	44	22	19	3	—	—					
6219	Other ambulatory health care services	3 057	21 575	92 676	89	31	10	18	17	5	6	1	1	—					
62191	Ambulance services	1 598	8 603	37 487	40	12	5	8	8	1	5	1	—	—					
621910	Ambulance services	1 598	8 603	37 487	40	12	5	8	8	1	5	1	—	—					
62199	All other ambulatory health care services	1 459	12 972	55 189	49	19	5	10	9	4	1	—	—	—					
621991	Blood & organ banks	927	8 388	37 201	14	3	2	3	3	2	—	—	—	—					
621999	All oth misc ambulatory health care services	532	4 584	17 988	35	16	3	7	6	2	1	—	—	—					
622	Hospitals	87 651	802 351	3 248 572	84	5	1	1	1	2	10	15	12	37					
6221	General medical & surgical hospitals	77 193	702 003	2 838 275	58	1	1	—	—	1	5	8	9	33					
62211	General medical & surgical hospitals	77 193	702 003	2 838 275	58	1	1	—	—	1	5	8	9	33					
622110	General medical & surgical hospitals	77 193	702 003	2 838 275	58	1	1	—	—	1	5	8	9	33					
6222	Psychiatric & substance abuse hospitals	7 106	65 604	268 094	19	2	—	1	1	1	5	4	2	3					
62221	Psychiatric & substance abuse hospitals	7 106	65 604	268 094	19	2	—	1	1	1	5	4	2	3					
622210	Psychiatric & substance abuse hospitals	7 106	65 604	268 094	19	2	—	1	1	1	5	4	2	3					
6223	Other specialty hospitals	3 352	34 744	142 203	7	2	—	—	—	—	—	—	3	1	1				
62231	Other specialty hospitals	3 352	34 744	142 203	7	2	—	—	—	—	—	—	3	1	1				
622310	Other specialty hospitals	3 352	34 744	142 203	7	2	—	—	—	—	—	—	3	1	1				
623	Nursing & residential care facilities	53 725	288 761	1 194 212	1 240	467	214	148	102	103	182	20	3	1					
6231	Nursing care facilities	28 946	168 566	700 723	280	64	10	9	17	38	129	11	2	—					
62311	Nursing care facilities	28 946	168 566	700 723	280	64	10	9	17	38	129	11	2	—					
623110	Nursing care facilities																		

**Table 2. The State—Employees, Payroll, and Establishments by Industry: 2001—Con.**

[Excludes most government employees, railroad employees, and self-employed persons. Size class 1 to 4 includes establishments with payroll, but no employees, during mid-March pay period. (D) denotes figures withheld to avoid disclosing data for individual companies; the data are included in broader industry totals. For explanation of terms, abbreviations, and data reliability/comparability, see introductory text]

NAICS code	Industry	Number of employees for week including March 12	Payroll (\$1,000)		Total number of establishments	Number of establishments by employment-size class										
			First quarter	Annual		1 to 4	5 to 9	10 to 19	20 to 49	50 to 99	100 to 249	250 to 499	500 to 999	1,000 or more		
<b>62</b>	<b>Health care and social assistance—Con.</b>															
623	Nursing & residential care facilities—Con.															
6232	Residential mental retardation, health facil ...	8 323	41 793	169 756	462	206	120	60	35	21	17	3	—	—		
62321	Residential mental retardation facilities ...	5 626	26 483	105 328	373	196	98	34	16	14	14	1	—	—		
623210	Residential mental retardation facilities ...	5 626	26 483	105 328	373	196	98	34	16	14	14	1	—	—		
62322	Residential mental health, subst abuse															
623220	Residential mental health, subst abuse															
	facil .....	2 697	15 310	64 428	89	10	22	26	19	7	3	2	—	—		
	facil .....	2 697	15 310	64 428	89	10	22	26	19	7	3	2	—	—		
6233	Community care facilities for the elderly .....	13 112	59 012	245 107	370	163	59	42	36	34	29	5	1	1		
62331	Community care facilities for the elderly ...	13 112	59 012	245 107	370	163	59	42	36	34	29	5	1	1		
623311	Continuing care retirement															
	communities .....	8 210	38 858	159 650	69	12	5	4	8	13	20	5	1	1		
623312	Homes for the elderly .....	4 902	20 154	85 457	301	151	54	38	28	21	9	—	—	—		
6239	Other residential care facilities .....	3 344	19 390	78 626	128	34	25	37	14	10	7	1	—	—		
62399	Other residential care facilities .....	3 344	19 390	78 626	128	34	25	37	14	10	7	1	—	—		
623990	Other residential care facilities .....	3 344	19 390	78 626	128	34	25	37	14	10	7	1	—	—		
624	Social assistance .....	42 689	183 522	766 720	2 433	979	473	459	361	95	50	14	1	1		
6241	Individual & family services .....	16 723	81 417	341 733	802	332	154	126	119	38	23	10	—	—		
62411	Child & youth services .....	2 651	14 682	63 633	139	44	39	26	18	8	3	1	—	—		
624110	Child & youth services .....	2 651	14 682	63 633	139	44	39	26	18	8	3	1	—	—		
62412	Services for elderly & disabled persons ...	8 409	35 187	145 730	258	79	47	43	49	18	16	6	—	—		
624120	Services for elderly & disabled persons ...	8 409	35 187	145 730	258	79	47	43	49	18	16	6	—	—		
62419	Other individual & family services .....	5 663	31 548	132 370	405	209	68	57	52	12	4	3	—	—		
624190	Other individual & family services .....	5 663	31 548	132 370	405	209	68	57	52	12	4	3	—	—		
6242	Community, emergency & other relief															
	services .....	2 712	18 475	76 709	193	99	38	23	24	6	2	—	1	—		
62421	Community food services .....	456	2 169	9 183	66	44	8	5	1	—	—	—	—	—		
624210	Community food services .....	456	2 169	9 183	66	44	8	5	1	—	—	—	—	—		
62422	Community housing services .....	1 316	6 702	27 406	99	41	24	14	16	2	2	—	—	—		
624221	Temporary shelters .....	690	3 350	13 726	44	12	11	12	7	1	1	—	—	—		
624229	Other community housing services .....	626	3 352	13 680	55	29	13	2	9	1	1	—	—	—		
62423	Emergency & other relief services .....	940	9 604	40 120	28	14	6	1	3	3	—	—	1	—		
624230	Emergency & other relief services .....	940	9 604	40 120	28	14	6	1	3	3	—	—	1	—		
6243	Vocational rehabilitation services .....	8 198	31 523	132 037	164	47	21	25	23	18	4	—	—	1		
62431	Vocational rehabilitation services .....	8 198	31 523	132 037	164	47	21	25	23	18	4	—	—	1		
624310	Vocational rehabilitation services .....	8 198	31 523	132 037	164	47	21	25	23	18	4	—	—	1		
6244	Child day care services .....	15 056	52 107	216 241	1 274	501	260	285	193	28	7	—	—	—		
62441	Child day care services .....	15 056	52 107	216 241	1 274	501	260	285	193	28	7	—	—	—		
624410	Child day care services .....	15 056	52 107	216 241	1 274	501	260	285	193	28	7	—	—	—		
<b>71</b>	<b>Arts, entertainment &amp; recreation .....</b>	<b>30 369</b>	<b>212 528</b>	<b>845 925</b>	<b>1 877</b>	<b>1 021</b>	<b>264</b>	<b>236</b>	<b>209</b>	<b>97</b>	<b>34</b>	<b>15</b>	<b>1</b>	<b>—</b>		
711	Performing arts, spectator sports & related															
	industries .....	7 122	130 905	460 806	505	366	55	31	28	8	9	7	1	—		
7111	Performing arts companies .....	2 236	9 065	38 449	119	74	18	8	8	4	5	2	—	—		
71111	Theater companies & dinner theaters .....	1 460	4 571	18 742	46	19	10	4	5	2	5	1	—	—		
711110	Theater companies & dinner theaters ...	1 460	4 571	18 742	46	19	10	4	5	2	5	1	—	—		
71112	Dance companies .....	(B)	(D)	(D)	8	5	1	1	1	—	—	—	—	—		
711120	Dance companies .....	(B)	(D)	(D)	8	5	1	1	1	—	—	—	—	—		
71113	Musical groups & artists .....	693	4 223	16 931	53	40	6	2	2	2	—	1	—	—		
711130	Musical groups & artists .....	693	4 223	16 931	53	40	6	2	2	2	—	1	—	—		
71119	Other performing arts companies .....	(B)	(D)	(D)	12	10	1	—	—	—	—	—	—	—		
711190	Other performing arts companies .....	(B)	(D)	(D)	12	10	1	—	—	—	—	—	—	—		
7112	Spectator sports .....	2 857	107 044	365 690	117	72	17	11	7	3	3	4	—	—		
71121	Spectator sports .....	2 857	107 044	365 690	117	72	17	11	7	3	3	4	—	—		
711211	Sports teams and clubs .....	1 098	98 039	327 363	19	11	—	2	1	3	1	—	—	—		
711212	Racetracks .....	(G)	(D)	(D)	13	7	—	1	—	—	3	—	—	—		
711219	Other spectator sports .....	(F)	(D)	(D)	85	54	15	11	4	1	—	—	—	—		
7113	Promoters of entertainment events .....	1 254	5 331	20 767	80	58	9	3	7	1	—	1	1	—		
71131	Promoters of entertainment events with															
	facility .....	789	2 583	9 946	26	18	2	—	4	1	—	—	1	—		
711310	Promoters of entertainment events with															
	facility .....	789	2 583	9 946	26	18	2	—	4	1	—	—	1	—		
71132	Promoters of entertainment events without															
	facility .....	465	2 748	10 821	54	40	7	3	3	—	—	1	—	—		
711320	Promoters of entertainment events															
	without facility .....	465	2 748	10 821	54	40	7	3	3	—	—	1	—	—		
7114	Agents, managers for artists & other public															
	figures .....	349	4 766	15 168	34	24	4	3	2	—	1	—	—	—		
71141	Agents, managers for artists & other public															
	figures .....	349	4 766	15 168	34	24	4	3	2	—	1	—	—	—		
711410	Agents, managers for artists & other															
	public figures .....	349	4 766	15 168	34	24	4	3	2	—	1	—	—	—		
7115	Independent artists, writers & performers ...	426	4 699	20 732	155	138	7	6	4	—	—	—	—	—		
71151	Independent artists, writers & performers ...	426	4 699	20 732	155	138	7	6	4	—	—	—	—	—		
711510	Independent artists, writers & performers .....	426	4 699	20 732	155	138	7	6	4	—	—	—	—	—		
712	Museums, historical sites & like institutions ...	1 949	9 270	40 695	84	39	21	10	6	3	3	2	—	—		
7121	Museums, historical sites & like institutions ...	1 949	9 270	40 695	84	39	21	10	6	3	3	2	—	—		
71211	Museums .....	(G)	(D)	(D)	55	25	13	8	3	3	3	—	—	—		
712110	Museums .....	(G)	(D)	(D)	55	25	13	8	3	3	3	—	—	—		
71212	Historical sites .....	(C)	(D)	(D)	14	8	3	1	2	—	—	—	—	—		
712120	Historical sites .....	(C)	(D)	(D)	14	8	3	1	2	—	—	—	—	—		
71213	Zoos & botanical gardens .....	(F)	(D)	(D)	6	—	3	1	—	—	—	2	—	—		
712130	Zoos & botanical gardens .....	(F)	(D)	(D)	6	—	3	1	—	—	—	2	—	—		
71219	Nature parks & other similar institutions ...	(B)	(D)	(D)	9	6	2	—	1	—	—	—	—	—		
712190	Nature parks & other similar institutions ...	(B)	(D)	(D)	9	6	2	—	1	—	—	—	—	—		

See footnotes at end of table.



**Table 2. The State—Employees, Payroll, and Establishments by Industry: 2001—Con.**

[Excludes most government employees, railroad employees, and self-employed persons. Size class 1 to 4 includes establishments with payroll, but no employees, during mid-March pay period. (D) denotes figures withheld to avoid disclosing data for individual companies; the data are included in broader industry totals. For explanation of terms, abbreviations, and data reliability/comparability, see introductory text]

NAICS code	Industry	Number of employees for week including March 12	Payroll (\$1,000)		Total number of establishments	Number of establishments by employment-size class											
			First quarter	Annual		1 to 4	5 to 9	10 to 19	20 to 49	50 to 99	100 to 249	250 to 499	500 to 999	1,000 or more			
<b>81</b>	<b>Other services (except public administration)—Con.</b>																
811	Repair & maintenance—Con.																
8113	Commercial equipment (exc auto & elec)																
	R&M .....	3 766	31 766	138 118	381	235	60	51	23	7	3	2	—	—	—	—	—
81131	Commercial equipment (exc auto & elec)																
	R&M .....	3 766	31 766	138 118	381	235	60	51	23	7	3	2	—	—	—	—	—
811310	Commercial equipment (exc auto & elec)																
	R&M .....	3 766	31 766	138 118	381	235	60	51	23	7	3	2	—	—	—	—	—
8114	Personal & household goods R&M .....	3 181	20 895	87 988	598	429	101	41	21	4	2	—	—	—	—	—	—
81141	Home, garden equipment & appliance																
	R&M .....	1 433	10 818	44 458	185	122	31	18	9	3	2	—	—	—	—	—	—
811411	Home & garden equipment R&M .....	193	1 126	5 002	56	41	10	5	—	—	—	—	—	—	—	—	—
811412	Appliance repair & maintenance .....	1 240	9 692	39 456	129	81	21	13	9	3	2	—	—	—	—	—	—
81142	Reupholstery & furniture repair .....	561	3 168	13 359	134	96	27	7	3	1	—	—	—	—	—	—	—
811420	Reupholstery & furniture repair .....	561	3 168	13 359	134	96	27	7	3	1	—	—	—	—	—	—	—
81143	Footwear & leather goods repair .....	59	316	1 246	29	26	2	1	—	—	—	—	—	—	—	—	—
811430	Footwear & leather goods repair .....	59	316	1 246	29	26	2	1	—	—	—	—	—	—	—	—	—
81149	Other personal & household goods R&M ..	1 128	6 593	28 925	250	185	41	15	9	—	—	—	—	—	—	—	—
811490	Other personal & household goods R&M ..	1 128	6 593	28 925	250	185	41	15	9	—	—	—	—	—	—	—	—
812	Personal & laundry services .....	31 049	137 681	575 864	3 996	2 298	866	532	246	35	15	2	1	1	1	1	1
8121	Personal care services .....	14 651	58 317	248 018	2 011	1 056	477	332	134	9	2	1	—	—	—	—	—
81211	Hair, nail & skin care services .....	13 004	52 250	220 589	1 756	890	425	311	121	7	1	1	—	—	—	—	—
812111	Barber shops .....	275	1 296	5 640	82	63	12	7	—	—	—	—	—	—	—	—	—
812112	Beauty salons .....	11 499	47 363	202 488	1 504	725	364	289	118	7	1	—	—	—	—	—	—
812113	Nail salons .....	1 230	3 591	12 461	170	102	49	15	3	—	—	—	—	—	—	—	—
81219	Other personal care services .....	1 647	6 067	27 429	255	166	52	21	13	2	1	—	—	—	—	—	—
812191	Diet & weight reducing centers .....	498	1 824	8 591	80	51	18	4	7	—	—	—	—	—	—	—	—
812199	Other personal care services .....	1 149	4 243	18 838	175	115	34	17	6	2	1	—	—	—	—	—	—
8122	Death care services .....	3 769	19 917	85 115	318	131	68	56	52	9	2	—	—	—	—	—	—
81221	Funeral homes .....	1 963	12 237	51 640	211	83	53	42	33	—	—	—	—	—	—	—	—
812210	Funeral homes .....	1 963	12 237	51 640	211	83	53	42	33	—	—	—	—	—	—	—	—
81222	Cemeteries & crematories .....	1 806	7 680	33 475	107	48	15	14	19	9	2	—	—	—	—	—	—
812220	Cemeteries & crematories .....	1 806	7 680	33 475	107	48	15	14	19	9	2	—	—	—	—	—	—
8123	Drycleaning & laundry services .....	6 412	28 464	117 893	891	575	173	88	35	10	10	—	—	—	—	—	—
81231	Coin-operated laundries & drycleaners ..	1 139	4 745	19 007	237	169	49	11	5	2	1	—	—	—	—	—	—
812310	Coin-operated laundries & drycleaners ..	1 139	4 745	19 007	237	169	49	11	5	2	1	—	—	—	—	—	—
81232	Drycleaning & laundry services (exc coin-	3 549	13 177	55 572	619	399	121	72	23	3	1	—	—	—	—	—	—
812320	Drycleaning & laundry services (exc coin-	3 549	13 177	55 572	619	399	121	72	23	3	1	—	—	—	—	—	—
81233	Linen & uniform supply .....	1 724	10 542	43 314	35	7	3	5	7	5	8	—	—	—	—	—	—
812331	Linen supply .....	505	2 713	11 543	14	2	2	4	2	2	2	—	—	—	—	—	—
812332	Industrial launderers .....	1 219	7 829	31 771	21	5	1	1	5	3	6	—	—	—	—	—	—
8129	Other personal services .....	6 217	30 983	124 838	776	536	148	56	25	7	1	1	1	1	1	1	1
81291	Pet care (except veterinary) services .....	825	2 779	13 464	182	128	33	13	8	—	—	—	—	—	—	—	—
812910	Pet care (except veterinary) services .....	825	2 779	13 464	182	128	33	13	8	—	—	—	—	—	—	—	—
81292	Photofinishing .....	2 536	15 775	58 457	118	51	43	10	9	2	1	1	—	—	—	—	—
812921	Photofinishing laboratories (except one-	2 240	14 564	53 227	71	26	28	6	6	2	1	1	—	—	—	—	—
812922	One-hour photofinishing .....	296	1 211	5 230	47	25	15	4	3	—	—	—	—	—	—	—	—
81293	Parking lots & garages .....	2 270	9 231	37 387	245	169	41	23	6	5	—	—	—	—	—	—	—
812930	Parking lots & garages .....	2 270	9 231	37 387	245	169	41	23	6	5	—	—	—	—	—	—	—
81299	All other personal services .....	586	3 198	15 530	231	188	31	10	2	—	—	—	—	—	—	—	—
812990	All other personal services .....	586	3 198	15 530	231	188	31	10	2	—	—	—	—	—	—	—	—
813	Religious, grantmaking, civic, prof & like organizations .....	54 445	311 675	1 291 854	5 156	2 787	1 141	629	403	129	53	12	2	—	—	—	—
8131	Religious organizations .....	29 306	121 703	494 913	2 789	1 451	665	333	234	81	17	7	1	—	—	—	—
81311	Religious organizations .....	29 306	121 703	494 913	2 789	1 451	665	333	234	81	17	7	1	—	—	—	—
813110	Religious organizations .....	29 306	121 703	494 913	2 789	1 451	665	333	234	81	17	7	1	—	—	—	—
8132	Grantmaking & giving services .....	4 044	39 540	166 573	320	196	55	31	20	7	9	2	—	—	—	—	—
81321	Grantmaking & giving services .....	4 044	39 540	166 573	320	196	55	31	20	7	9	2	—	—	—	—	—
813211	Grantmaking foundations .....	1 236	12 555	53 376	152	113	22	8	6	1	1	—	—	—	—	—	—
813212	Voluntary health organizations .....	1 836	16 628	70 483	100	39	21	19	11	6	4	—	—	—	—	—	—
813219	Other grantmaking & giving services .....	972	10 357	42 714	68	44	12	4	3	—	—	—	—	—	—	—	—
8133	Social advocacy organizations .....	2 490	18 754	84 027	235	117	55	31	23	6	3	—	—	—	—	—	—
81331	Social advocacy organizations .....	2 490	18 754	84 027	235	117	55	31	23	6	3	—	—	—	—	—	—
813311	Human rights organizations .....	458	4 302	22 004	31	12	9	4	3	—	—	—	—	—	—	—	—
813312	Environment & wildlife organizations .....	1 089	8 207	36 159	95	46	24	11	11	1	2	—	—	—	—	—	—
813319	Other social advocacy organizations .....	943	6 245	25 864	109	59	22	16	9	2	1	—	—	—	—	—	—
8134	Civic & social organizations .....	5 887	23 534	97 726	575	307	141	70	32	16	8	1	—	—	—	—	—
81341	Civic & social organizations .....	5 887	23 534	97 726	575	307	141	70	32	16	8	1	—	—	—	—	—
813410	Civic & social organizations .....	5 887	23 534	97 726	575	307	141	70	32	16	8	1	—	—	—	—	—
8139	Business, labor, political, like organizations ..	12 718	108 144	448 615	1 237	716	225	164	94	19	16	2	1	—	—	—	—
81391	Business associations .....	2 566	28 422	121 147	274	175	46	24	21	4	4	—	—	—	—	—	—
813910	Business associations .....	2 566	28 422	121 147	274	175	46	24	21	4	4	—	—	—	—	—	—
81392	Professional organizations .....	3 545	33 282	130 857	233	127	40	24	28	8	5	—	—	—	—	—	—
813920	Professional organizations .....	3 545	33 282	130 857	233	127	40	24	28	8	5	—	—	—	—	—	—
81393	Labor unions & similar labor organizations .....	3 441	28 059	117 963	281	129	69	50	21	7	4	1	—	—	—	—	—
813930	Labor unions & similar labor organizations .....	3 441	28 059	117 963	281	129	69	50	21	7	4	1	—	—	—	—	—

**Table 2. The State—Employees, Payroll, and Establishments by Industry: 2001—Con.**

[Excludes most government employees, railroad employees, and self-employed persons. Size class 1 to 4 includes establishments with payroll, but no employees, during mid-March pay period. (D) denotes figures withheld to avoid disclosing data for individual companies; the data are included in broader industry totals. For explanation of terms, abbreviations, and data reliability/comparability, see introductory text]

NAICS code	Industry	Number of employees for week including March 12	Payroll (\$1,000)		Total number of establishments	Number of establishments by employment-size class								
			First quarter	Annual		1 to 4	5 to 9	10 to 19	20 to 49	50 to 99	100 to 249	250 to 499	500 to 999	1,000 or more
<b>99</b>	<b>Unclassified establishments . . . . .</b>	<b>1 269</b>	<b>5 916</b>	<b>32 947</b>	<b>1 102</b>	<b>1 036</b>	<b>51</b>	<b>12</b>	<b>3</b>	<b>—</b>	<b>—</b>	<b>—</b>	<b>—</b>	<b>—</b>

Note: Employment-size classes are indicated as follows: A—0 to 19; B—20 to 99; C—100 to 249; E—250 to 499; F—500 to 999; G—1,000 to 2,499; H—2,500 to 4,999; I—5,000 to 9,999; J—10,000 to 24,999; K—25,000 to 49,999; L—50,000 to 99,999; M—100,000 or more.



**Table 3. The State—Employees and Annual Payroll by Employment-Size Class: 2001**

[Excludes most government employees, railroad employees, and self-employed persons. Size class 1 to 4 includes establishments with payroll, but no employees, during mid-March pay period. (D) denotes figures withheld to avoid disclosing data for individual companies; the data are included in broader industry totals. For explanation of terms, abbreviations, and data reliability/comparability, see introductory text]

NAICS code	Major group	Total	Employment-size class								
			1 to 4	5 to 9	10 to 19	20 to 49	50 to 99	100 to 249	250 to 499	500 to 999	1,000 or more
	<b>Total number of employees ..</b>	<b>2 091 198</b>	<b>115 453</b>	<b>166 365</b>	<b>231 583</b>	<b>351 269</b>	<b>283 846</b>	<b>373 743</b>	<b>205 357</b>	<b>117 071</b>	<b>246 511</b>
	<b>Total payroll, annual (\$1,000) .....</b>	<b>74 186 613</b>	<b>4 475 913</b>	<b>4 978 934</b>	<b>7 035 861</b>	<b>10 947 504</b>	<b>9 532 793</b>	<b>13 305 250</b>	<b>7 764 242</b>	<b>4 890 643</b>	<b>11 255 473</b>
<b>11</b>	<b>FORESTRY, FISHING, HUNTING, AND AGRICULTURE SUPPORT</b>										
	<b>Number of employees .....</b>	<b>943</b>	<b>253</b>	<b>214</b>	<b>(D)</b>	<b>(D)</b>	<b>(D)</b>	<b>-</b>	<b>-</b>	<b>-</b>	<b>-</b>
	<b>Payroll, annual (\$1,000) .....</b>	<b>21 846</b>	<b>4 801</b>	<b>4 679</b>	<b>(D)</b>	<b>(D)</b>	<b>(D)</b>	<b>-</b>	<b>-</b>	<b>-</b>	<b>-</b>
113	Forestry and logging										
	Number of employees .....	(E)	(D)	137	(D)	(D)	-	-	-	-	-
	Payroll, annual (\$1,000) .....	(D)	(D)	3 142	(D)	(D)	-	-	-	-	-
114	Fishing, hunting & trapping										
	Number of employees .....	(C)	(D)	(D)	(D)	(D)	-	-	-	-	-
	Payroll, annual (\$1,000) .....	(D)	(D)	(D)	(D)	(D)	-	-	-	-	-
115	Agriculture & forestry support activities										
	Number of employees .....	479	(D)	(D)	(D)	(D)	(D)	-	-	-	-
	Payroll, annual (\$1,000) .....	10 683	(D)	(D)	(D)	(D)	(D)	-	-	-	-
<b>21</b>	<b>MINING</b>										
	<b>Number of employees .....</b>	<b>2 160</b>	<b>(D)</b>	<b>108</b>	<b>246</b>	<b>(D)</b>	<b>(D)</b>	<b>(D)</b>	<b>-</b>	<b>-</b>	<b>-</b>
	<b>Payroll, annual (\$1,000) .....</b>	<b>95 097</b>	<b>(D)</b>	<b>4 010</b>	<b>11 032</b>	<b>(D)</b>	<b>(D)</b>	<b>(D)</b>	<b>-</b>	<b>-</b>	<b>-</b>
211	Oil & gas extraction										
	Number of employees .....	(A)	(D)	(D)	-	-	-	-	-	-	-
	Payroll, annual (\$1,000) .....	(D)	(D)	(D)	-	-	-	-	-	-	-
212	Mining (except oil & gas)										
	Number of employees .....	(G)	(D)	(D)	202	(D)	(D)	(D)	-	-	-
	Payroll, annual (\$1,000) .....	(D)	(D)	(D)	9 992	(D)	(D)	(D)	-	-	-
213	Mining support activities										
	Number of employees .....	(C)	(D)	(D)	44	(D)	-	(D)	-	-	-
	Payroll, annual (\$1,000) .....	(D)	(D)	(D)	1 040	(D)	-	(D)	-	-	-
<b>22</b>	<b>UTILITIES</b>										
	<b>Number of employees .....</b>	<b>12 725</b>	<b>(D)</b>	<b>82</b>	<b>231</b>	<b>370</b>	<b>1 187</b>	<b>(D)</b>	<b>(D)</b>	<b>(D)</b>	<b>(D)</b>
	<b>Payroll, annual (\$1,000) .....</b>	<b>746 352</b>	<b>(D)</b>	<b>4 505</b>	<b>20 556</b>	<b>19 433</b>	<b>98 581</b>	<b>(D)</b>	<b>(D)</b>	<b>(D)</b>	<b>(D)</b>
221	Utilities										
	Number of employees .....	12 725	(D)	82	231	370	1 187	(D)	(D)	(D)	(D)
	Payroll, annual (\$1,000) .....	746 352	(D)	4 505	20 556	19 433	98 581	(D)	(D)	(D)	(D)
<b>23</b>	<b>CONSTRUCTION</b>										
	<b>Number of employees .....</b>	<b>159 338</b>	<b>14 741</b>	<b>17 434</b>	<b>23 130</b>	<b>33 866</b>	<b>22 721</b>	<b>24 201</b>	<b>13 684</b>	<b>2 821</b>	<b>6 740</b>
	<b>Payroll, annual (\$1,000) .....</b>	<b>6 205 507</b>	<b>491 693</b>	<b>520 040</b>	<b>790 166</b>	<b>1 303 651</b>	<b>940 842</b>	<b>1 046 609</b>	<b>570 804</b>	<b>133 989</b>	<b>407 713</b>
233	Building, developing & general contracting										
	Number of employees .....	39 900	(D)	5 291	6 382	7 170	4 249	5 471	(D)	-	(D)
	Payroll, annual (\$1,000) .....	1 650 045	(D)	165 367	232 260	310 835	217 012	238 887	(D)	-	(D)
234	Heavy construction										
	Number of employees .....	14 552	(D)	888	1 538	3 224	3 101	1 917	(D)	(D)	-
	Payroll, annual (\$1,000) .....	584 080	(D)	31 476	55 243	119 128	129 084	83 017	(D)	(D)	-
235	Special trade contractors										
	Number of employees .....	104 886	8 826	11 255	15 210	23 472	15 371	16 813	9 340	(D)	(D)
	Payroll, annual (\$1,000) .....	3 971 382	278 972	323 197	502 663	873 688	594 746	724 705	359 227	(D)	(D)
<b>31-33</b>	<b>MANUFACTURING</b>										
	<b>Number of employees .....</b>	<b>157 084</b>	<b>2 515</b>	<b>4 960</b>	<b>8 369</b>	<b>18 148</b>	<b>19 715</b>	<b>33 927</b>	<b>30 268</b>	<b>15 208</b>	<b>23 974</b>
	<b>Payroll, annual (\$1,000) .....</b>	<b>6 791 564</b>	<b>97 762</b>	<b>151 413</b>	<b>273 236</b>	<b>636 680</b>	<b>778 677</b>	<b>1 390 002</b>	<b>1 349 916</b>	<b>654 240</b>	<b>1 459 638</b>
311	Food mfg										
	Number of employees .....	15 226	187	350	832	1 718	1 875	4 513	2 362	3 389	-
	Payroll, annual (\$1,000) .....	446 129	6 173	5 873	18 463	48 788	58 057	150 651	75 355	82 769	-
312	Beverage & tobacco product mfg										
	Number of employees .....	1 898	(D)	(D)	(D)	(D)	300	(D)	1 033	-	-
	Payroll, annual (\$1,000) .....	75 702	(D)	(D)	(D)	(D)	11 111	(D)	40 340	-	-
313	Textile mills										
	Number of employees .....	2 424	34	37	103	(D)	263	659	(D)	(D)	-
	Payroll, annual (\$1,000) .....	76 650	910	1 619	2 931	(D)	11 636	28 755	(D)	(D)	-
314	Textile product mills										
	Number of employees .....	1 130	116	162	198	257	(D)	-	(D)	-	-
	Payroll, annual (\$1,000) .....	29 851	2 709	3 712	5 147	8 231	(D)	-	(D)	-	-
315	Apparel manufacturing										
	Number of employees .....	2 659	79	96	120	359	459	(D)	(D)	(D)	-
	Payroll, annual (\$1,000) .....	65 172	2 138	1 646	1 997	6 592	10 178	(D)	(D)	(D)	-
316	Leather & allied product mfg										
	Number of employees .....	1 457	(D)	(D)	(D)	(D)	-	(D)	-	-	(D)
	Payroll, annual (\$1,000) .....	45 871	(D)	(D)	(D)	(D)	-	(D)	-	-	(D)
321	Wood product mfg										
	Number of employees .....	4 415	(D)	139	(D)	974	943	1 046	(D)	(D)	-
	Payroll, annual (\$1,000) .....	129 927	(D)	2 452	(D)	29 087	26 840	29 045	(D)	(D)	-
322	Paper mfg										
	Number of employees .....	6 135	(D)	(D)	82	326	738	1 645	-	(D)	(D)
	Payroll, annual (\$1,000) .....	226 593	(D)	(D)	2 505	11 188	24 055	60 128	-	(D)	(D)

See footnotes at end of table.

**Table 3. The State—Employees and Annual Payroll by Employment-Size Class: 2001—Con.**

[Excludes most government employees, railroad employees, and self-employed persons. Size class 1 to 4 includes establishments with payroll, but no employees, during mid-March pay period. (D) denotes figures withheld to avoid disclosing data for individual companies; the data are included in broader industry totals. For explanation of terms, abbreviations, and data reliability/comparability, see introductory text]

NAICS code	Major group	Employment-size class									
		Total	1 to 4	5 to 9	10 to 19	20 to 49	50 to 99	100 to 249	250 to 499	500 to 999	1,000 or more
<b>31-33</b>	<b>MANUFACTURING—Con.</b>										
323	Printing & related support activities										
	Number of employees .....	17 596	524	1 092	1 340	2 825	3 405	5 092	3 318	—	—
	Payroll, annual (\$1,000).....	677 086	16 840	33 156	43 759	106 268	136 333	210 944	129 786	—	—
324	Petroleum & coal products mfg										
	Number of employees .....	1 303	(D)	70	155	(D)	(D)	(D)	(D)	—	—
	Payroll, annual (\$1,000).....	63 582	(D)	3 770	7 154	(D)	(D)	(D)	(D)	—	—
325	Chemical mfg										
	Number of employees .....	13 763	(D)	188	527	852	1 445	2 948	3 964	(D)	(D)
	Payroll, annual (\$1,000).....	755 793	(D)	7 059	20 635	34 566	74 787	156 372	279 528	(D)	(D)
326	Plastics & rubber products mfg										
	Number of employees .....	8 622	44	81	295	1 172	1 070	2 376	3 584	—	—
	Payroll, annual (\$1,000).....	286 273	1 589	2 213	9 291	33 300	36 312	72 707	130 861	—	—
327	Nonmetallic mineral product mfg										
	Number of employees .....	5 574	98	233	592	1 376	(D)	1 770	(D)	—	—
	Payroll, annual (\$1,000).....	222 135	3 607	8 824	21 270	54 504	(D)	72 661	(D)	—	—
331	Primary metal mfg										
	Number of employees .....	5 134	31	57	75	(D)	(D)	(D)	(D)	—	(D)
	Payroll, annual (\$1,000).....	261 078	4 381	1 492	2 272	(D)	(D)	(D)	(D)	—	(D)
332	Fabricated metal product mfg										
	Number of employees .....	13 694	274	696	(D)	2 782	2 792	3 120	1 946	(D)	—
	Payroll, annual (\$1,000).....	509 765	9 450	21 414	(D)	98 548	106 765	124 506	67 372	(D)	—
333	Machinery mfg										
	Number of employees .....	10 632	118	298	265	593	1 161	2 356	2 945	(D)	(D)
	Payroll, annual (\$1,000).....	485 914	4 391	10 147	11 226	22 282	46 069	112 741	132 897	(D)	(D)
334	Computer & electronic product mfg										
	Number of employees .....	25 970	122	246	568	1 467	1 878	2 972	3 741	4 539	10 437
	Payroll, annual (\$1,000).....	1 712 042	10 523	10 944	27 394	74 582	103 192	158 151	211 053	319 383	796 820
335	Electrical equip, appliance & component mfg										
	Number of employees .....	2 436	29	74	(D)	166	278	599	(D)	(D)	—
	Payroll, annual (\$1,000).....	109 668	6 896	2 647	(D)	7 610	20 073	32 330	(D)	(D)	—
336	Transportation equipment mfg										
	Number of employees .....	7 252	71	129	(D)	378	328	818	3 318	(D)	(D)
	Payroll, annual (\$1,000).....	300 872	2 155	4 450	(D)	10 918	10 952	37 573	133 404	(D)	(D)
337	Furniture & related product mfg										
	Number of employees .....	4 310	(D)	446	446	946	793	1 010	—	(D)	—
	Payroll, annual (\$1,000).....	131 044	(D)	12 404	11 721	28 866	27 187	33 977	—	(D)	—
339	Miscellaneous mfg										
	Number of employees .....	5 454	421	540	713	1 402	(D)	1 362	(D)	—	—
	Payroll, annual (\$1,000).....	180 417	11 792	17 189	22 752	43 750	(D)	48 404	(D)	—	—
<b>42</b>	<b>WHOLESALE TRADE</b>										
	Number of employees .....	95 481	4 854	7 784	12 330	19 583	15 523	19 243	7 243	(D)	(D)
	Payroll, annual (\$1,000).....	4 542 575	253 594	334 489	532 109	857 990	723 250	891 319	337 030	(D)	(D)
421	Wholesale trade, durable goods										
	Number of employees .....	58 923	3 352	5 512	8 672	13 002	9 829	9 219	3 345	(D)	(D)
	Payroll, annual (\$1,000).....	3 044 664	184 554	245 958	393 725	603 780	489 331	490 734	165 934	(D)	(D)
422	Wholesale trade, nondurable goods										
	Number of employees .....	36 558	1 502	2 272	3 658	6 581	5 694	10 024	3 898	2 929	—
	Payroll, annual (\$1,000).....	1 497 911	69 040	88 531	138 384	254 210	233 919	400 585	171 096	142 146	—
<b>44-45</b>	<b>RETAIL TRADE</b>										
	Number of employees .....	284 759	15 488	33 454	46 653	51 232	44 044	72 816	(D)	(D)	—
	Payroll, annual (\$1,000).....	6 396 937	399 368	636 804	879 162	1 125 434	1 109 319	1 801 727	(D)	(D)	—
441	Motor vehicle & parts dealers										
	Number of employees .....	37 153	(D)	2 892	4 383	7 092	(D)	10 592	(D)	—	—
	Payroll, annual (\$1,000).....	1 439 049	(D)	77 367	124 217	239 705	(D)	497 316	(D)	—	—
442	Furniture & home furnishing stores										
	Number of employees .....	11 568	1 086	1 995	2 905	2 468	1 340	1 774	—	—	—
	Payroll, annual (\$1,000).....	280 123	32 361	48 663	66 404	66 822	29 519	36 354	—	—	—
443	Electronics & appliance stores										
	Number of employees .....	8 418	757	1 579	(D)	1 071	1 288	(D)	(D)	—	—
	Payroll, annual (\$1,000).....	264 242	25 757	38 737	(D)	44 758	30 220	(D)	(D)	—	—
444	Bldg material & garden equip & supp dealers										
	Number of employees .....	22 683	1 130	2 082	3 347	5 061	2 532	(D)	(D)	—	—
	Payroll, annual (\$1,000).....	674 951	37 152	61 102	99 742	163 263	83 150	(D)	(D)	—	—
445	Food & beverage stores										
	Number of employees .....	62 799	(D)	4 590	6 901	7 355	(D)	25 260	(D)	—	—
	Payroll, annual (\$1,000).....	1 233 442	(D)	67 859	97 061	121 704	(D)	554 183	(D)	—	—
446	Health & personal care stores										
	Number of employees .....	18 067	1 314	2 480	4 458	6 972	1 409	(D)	(D)	—	—
	Payroll, annual (\$1,000).....	410 031	35 356	54 223	98 773	135 671	40 734	(D)	(D)	—	—
447	Gasoline stations										
	Number of employees .....	14 047	(D)	3 695	5 035	3 219	(D)	(D)	—	—	—
	Payroll, annual (\$1,000).....	230 626	(D)	60 272	79 604	46 150	(D)	(D)	—	—	—
448	Clothing & clothing accessories stores										
	Number of employees .....	30 470	2 205	6 704	8 078	6 257	3 284	(D)	(D)	(D)	—
	Payroll, annual (\$1,000).....	453 458	51 769	104 302	103 661	79 204	44 176	(D)	(D)	(D)	—

See footnotes at end of table.

**Table 3. The State—Employees and Annual Payroll by Employment-Size Class: 2001—Con.**

[Excludes most government employees, railroad employees, and self-employed persons. Size class 1 to 4 includes establishments with payroll, but no employees, during mid-March pay period. (D) denotes figures withheld to avoid disclosing data for individual companies; the data are included in broader industry totals. For explanation of terms, abbreviations, and data reliability/comparability, see introductory text]

NAICS code	Major group	Total	Employment-size class									
			1 to 4	5 to 9	10 to 19	20 to 49	50 to 99	100 to 249	250 to 499	500 to 999	1,000 or more	
<b>44-45</b>	<b>RETAIL TRADE—Con.</b>											
451	Sporting goods, hobby, book & music stores											
	Number of employees .....	13 352	878	2 208	3 141	3 554	2 781	790	—	—	—	—
	Payroll, annual (\$1,000).....	200 343	19 562	36 481	39 972	52 850	36 995	14 483	—	—	—	—
452	General merchandise stores											
	Number of employees .....	41 837	(D)	1 199	(D)	1 266	3 994	20 189	(D)	(D)	—	—
	Payroll, annual (\$1,000).....	672 709	(D)	15 226	(D)	16 730	60 380	321 849	(D)	(D)	—	—
453	Miscellaneous store retailers											
	Number of employees .....	16 535	(D)	3 079	4 317	5 037	1 049	(D)	—	—	—	—
	Payroll, annual (\$1,000).....	267 695	(D)	48 428	64 280	80 343	18 509	(D)	—	—	—	—
454	Nonstore retailers											
	Number of employees .....	7 830	721	951	1 749	1 880	1 149	1 380	—	—	—	—
	Payroll, annual (\$1,000).....	270 268	22 213	24 144	57 444	78 234	40 981	47 252	—	—	—	—
<b>48-49</b>	<b>TRANSPORTATION &amp; WAREHOUSING</b>											
	<b>Number of employees .....</b>	<b>54 324</b>	<b>3 044</b>	<b>3 420</b>	<b>5 180</b>	<b>9 265</b>	<b>7 397</b>	<b>8 369</b>	<b>(D)</b>	<b>(D)</b>	<b>12 331</b>	
	<b>Payroll, annual (\$1,000).....</b>	<b>1 749 740</b>	<b>94 211</b>	<b>92 042</b>	<b>132 639</b>	<b>272 651</b>	<b>246 425</b>	<b>268 437</b>	<b>(D)</b>	<b>(D)</b>	<b>470 181</b>	
481	Air transportation											
	Number of employees .....	6 649	33	(D)	60	300	(D)	(D)	(D)	(D)	(D)	(D)
	Payroll, annual (\$1,000).....	280 595	1 911	(D)	2 117	10 758	(D)	(D)	(D)	(D)	(D)	(D)
483	Water transportation											
	Number of employees .....	520	42	(D)	(D)	(D)	(D)	(D)	—	—	—	—
	Payroll, annual (\$1,000).....	28 417	2 238	(D)	(D)	(D)	(D)	(D)	—	—	—	—
484	Truck transportation											
	Number of employees .....	17 403	1 414	1 532	2 300	4 237	3 805	3 175	940	—	—	—
	Payroll, annual (\$1,000).....	598 861	44 184	40 216	63 378	145 604	143 998	122 711	38 770	—	—	—
485	Transit & ground passenger transportation											
	Number of employees .....	7 157	649	743	(D)	1 897	(D)	1 153	(D)	—	—	—
	Payroll, annual (\$1,000).....	114 044	12 695	10 080	(D)	30 324	(D)	22 034	(D)	—	—	—
486	Pipeline transportation											
	Number of employees .....	(C)	(D)	44	(D)	(D)	(D)	—	—	—	—	—
	Payroll, annual (\$1,000).....	(D)	(D)	3 044	(D)	(D)	(D)	—	—	—	—	—
487	Scenic & sightseeing transportation											
	Number of employees .....	(C)	(D)	(D)	(D)	(D)	—	—	—	—	—	—
	Payroll, annual (\$1,000).....	(D)	(D)	(D)	(D)	(D)	—	—	—	—	—	—
488	Transportation support activities											
	Number of employees .....	7 299	530	656	925	1 290	(D)	1 521	1 059	(D)	—	—
	Payroll, annual (\$1,000).....	253 498	19 595	23 886	28 699	42 689	(D)	49 802	29 409	(D)	—	—
492	Couriers & messengers											
	Number of employees .....	12 795	230	281	(D)	649	750	1 673	(D)	—	(D)	—
	Payroll, annual (\$1,000).....	385 214	8 121	8 443	(D)	14 583	21 056	42 144	(D)	—	(D)	—
493	Warehousing & storage											
	Number of employees .....	2 078	80	63	292	639	603	401	—	—	—	—
	Payroll, annual (\$1,000).....	61 294	2 704	1 908	9 947	18 050	15 823	12 862	—	—	—	—
<b>51</b>	<b>INFORMATION</b>											
	<b>Number of employees .....</b>	<b>70 119</b>	<b>1 928</b>	<b>2 287</b>	<b>4 465</b>	<b>8 636</b>	<b>9 340</b>	<b>16 000</b>	<b>11 590</b>	<b>9 640</b>	<b>6 233</b>	
	<b>Payroll, annual (\$1,000).....</b>	<b>3 714 447</b>	<b>143 230</b>	<b>99 177</b>	<b>219 372</b>	<b>401 274</b>	<b>517 452</b>	<b>797 534</b>	<b>643 572</b>	<b>475 650</b>	<b>417 186</b>	
511	Publishing industries											
	Number of employees .....	16 994	495	661	1 114	1 968	(D)	4 737	4 089	(D)	—	—
	Payroll, annual (\$1,000).....	915 109	28 317	24 885	64 521	101 638	(D)	240 239	253 445	(D)	—	—
512	Motion picture & sound recording industries											
	Number of employees .....	4 007	324	268	346	1 322	909	838	—	—	—	—
	Payroll, annual (\$1,000).....	97 973	12 580	7 227	13 113	28 539	11 540	24 974	—	—	—	—
513	Broadcasting & telecommunications											
	Number of employees .....	39 332	777	921	2 101	3 751	4 557	8 168	5 772	7 052	6 233	—
	Payroll, annual (\$1,000).....	2 204 901	83 225	44 464	104 254	198 765	275 692	411 653	327 201	342 461	417 186	—
514	Information & data processing services											
	Number of employees .....	9 786	332	437	904	1 595	(D)	2 257	1 729	(D)	—	—
	Payroll, annual (\$1,000).....	496 464	19 108	22 601	37 484	72 332	(D)	120 668	62 926	(D)	—	—
<b>52</b>	<b>FINANCE &amp; INSURANCE</b>											
	<b>Number of employees .....</b>	<b>115 169</b>	<b>6 719</b>	<b>11 473</b>	<b>12 584</b>	<b>16 087</b>	<b>10 947</b>	<b>14 129</b>	<b>11 249</b>	<b>12 696</b>	<b>19 285</b>	
	<b>Payroll, annual (\$1,000).....</b>	<b>5 802 277</b>	<b>345 815</b>	<b>479 997</b>	<b>589 938</b>	<b>809 376</b>	<b>701 642</b>	<b>793 220</b>	<b>515 961</b>	<b>544 941</b>	<b>1 021 387</b>	
521	Monetary authorities - central bank											
	Number of employees .....	(E)	—	—	—	—	—	—	(D)	—	—	—
	Payroll, annual (\$1,000).....	(D)	—	—	—	—	—	—	(D)	—	—	—
522	Credit intermediation & related activities											
	Number of employees .....	59 188	2 382	7 602	8 951	9 467	4 439	(D)	6 637	8 224	(D)	—
	Payroll, annual (\$1,000).....	2 439 769	131 433	270 468	326 090	369 215	240 566	(D)	305 696	327 792	(D)	—
523	Security, commodity contracts & like activity											
	Number of employees .....	13 409	(D)	1 019	1 172	1 637	1 953	(D)	—	(D)	(D)	—
	Payroll, annual (\$1,000).....	1 352 897	(D)	84 208	125 178	182 345	244 939	(D)	—	(D)	(D)	—

See footnotes at end of table.

**Table 3. The State—Employees and Annual Payroll by Employment-Size Class: 2001—Con.**

[Excludes most government employees, railroad employees, and self-employed persons. Size class 1 to 4 includes establishments with payroll, but no employees, during mid-March pay period. (D) denotes figures withheld to avoid disclosing data for individual companies; the data are included in broader industry totals. For explanation of terms, abbreviations, and data reliability/comparability, see introductory text]

NAICS code	Major group	Employment-size class									
		Total	1 to 4	5 to 9	10 to 19	20 to 49	50 to 99	100 to 249	250 to 499	500 to 999	1,000 or more
<b>52</b>	<b>FINANCE &amp; INSURANCE—Con.</b>										
524	Insurance carriers & related activities										
	Number of employees .....	40 652	3 327	2 719	2 380	4 780	3 983	6 705	(D)	(D)	9 924
	Payroll, annual (\$1,000).....	1 916 555	137 596	119 880	133 144	243 335	201 392	356 139	(D)	(D)	388 440
525	Funds, trusts, & other financial vehicles (part)										
	Number of employees .....	(G)	(D)	133	81	203	572	(D)	(D)	—	—
	Payroll, annual (\$1,000).....	(D)	(D)	5 441	5 526	14 481	14 745	(D)	(D)	—	—
<b>53</b>	<b>REAL ESTATE &amp; RENTAL &amp; LEASING</b>										
	Number of employees .....	46 193	5 744	6 700	8 036	7 221	5 141	5 740	2 753	(D)	(D)
	Payroll, annual (\$1,000).....	1 593 519	212 799	209 429	220 409	265 615	202 975	226 023	110 287	(D)	(D)
531	Real estate										
	Number of employees .....	33 861	(D)	4 719	4 972	5 037	3 927	4 430	2 753	(D)	(D)
	Payroll, annual (\$1,000).....	1 240 857	(D)	160 724	158 117	183 234	160 931	190 564	110 287	(D)	(D)
532	Rental & leasing services										
	Number of employees .....	11 847	(D)	(D)	3 003	2 078	(D)	(D)	—	(D)	(D)
	Payroll, annual (\$1,000).....	332 045	(D)	(D)	59 035	77 626	(D)	(D)	—	(D)	(D)
533	Lessors of other nonfinancial intangible asset										
	Number of employees .....	485	(D)	(D)	61	106	(D)	(D)	—	—	—
	Payroll, annual (\$1,000).....	20 617	(D)	(D)	3 257	4 755	(D)	(D)	—	—	—
<b>54</b>	<b>PROFESSIONAL, SCIENTIFIC &amp; TECHNICAL SERVICES</b>										
	Number of employees .....	207 526	17 294	15 561	20 672	30 263	26 465	35 784	24 382	12 728	24 377
	Payroll, annual (\$1,000).....	11 103 513	920 279	687 179	1 063 716	1 664 585	1 477 657	1 987 732	1 275 267	720 185	1 306 913
541	Professional, scientific & technical services										
	Number of employees .....	207 526	17 294	15 561	20 672	30 263	26 465	35 784	24 382	12 728	24 377
	Payroll, annual (\$1,000).....	11 103 513	920 279	687 179	1 063 716	1 664 585	1 477 657	1 987 732	1 275 267	720 185	1 306 913
<b>55</b>	<b>MANAGEMENT OF COMPANIES &amp; ENTERPRISES</b>										
	Number of employees .....	57 486	484	901	1 504	4 375	4 750	8 743	8 325	10 591	17 813
	Payroll, annual (\$1,000).....	3 383 073	66 344	135 794	93 212	317 916	264 300	594 585	449 968	543 206	917 748
551	Management of companies & enterprises										
	Number of employees .....	57 486	484	901	1 504	4 375	4 750	8 743	8 325	10 591	17 813
	Payroll, annual (\$1,000).....	3 383 073	66 344	135 794	93 212	317 916	264 300	594 585	449 968	543 206	917 748
<b>56</b>	<b>ADMIN, SUPPORT, WASTE MGT, REMEDIATION SERVICES</b>										
	Number of employees .....	165 733	6 300	8 172	12 011	21 460	24 217	32 180	25 307	11 973	24 113
	Payroll, annual (\$1,000).....	4 190 891	248 295	227 917	343 673	617 574	631 748	807 142	459 327	240 374	614 841
561	Administrative & support services										
	Number of employees .....	159 005	6 059	(D)	11 272	19 474	22 750	30 680	(D)	11 973	24 113
	Payroll, annual (\$1,000).....	3 922 142	239 971	(D)	320 076	548 266	572 532	722 036	(D)	240 374	614 841
562	Waste management & remediation services										
	Number of employees .....	6 728	241	(D)	739	1 986	1 467	1 500	(D)	—	—
	Payroll, annual (\$1,000).....	268 749	8 324	(D)	23 597	69 308	59 216	85 106	(D)	—	—
<b>61</b>	<b>EDUCATIONAL SERVICES</b>										
	Number of employees .....	57 922	1 178	1 465	2 781	7 257	7 559	10 449	4 604	(D)	(D)
	Payroll, annual (\$1,000).....	1 814 560	44 260	31 269	62 752	163 735	192 178	289 231	127 816	(D)	(D)
611	Educational services										
	Number of employees .....	57 922	1 178	1 465	2 781	7 257	7 559	10 449	4 604	(D)	(D)
	Payroll, annual (\$1,000).....	1 814 560	44 260	31 269	62 752	163 735	192 178	289 231	127 816	(D)	(D)
<b>62</b>	<b>HEALTH CARE AND SOCIAL ASSISTANCE</b>										
	Number of employees .....	270 239	13 030	20 540	24 697	30 572	23 499	46 120	20 007	16 470	75 304
	Payroll, annual (\$1,000).....	8 918 237	562 265	745 252	915 912	1 037 924	641 855	1 093 228	557 109	575 192	2 789 500
621	Ambulatory health care services										
	Number of employees .....	86 174	10 294	15 955	16 269	16 747	9 200	7 981	3 978	(D)	(D)
	Payroll, annual (\$1,000).....	3 708 733	488 038	658 127	758 793	781 575	364 747	271 532	164 079	(D)	(D)
622	Hospitals										
	Number of employees .....	87 651	(D)	(D)	(D)	(D)	(D)	1 758	5 045	(D)	71 779
	Payroll, annual (\$1,000).....	3 248 572	(D)	(D)	(D)	(D)	(D)	53 507	175 671	(D)	2 706 427
623	Nursing & residential care facilities										
	Number of employees .....	53 725	(D)	(D)	(D)	(D)	7 661	28 547	6 221	(D)	(D)
	Payroll, annual (\$1,000).....	1 194 212	(D)	(D)	(D)	(D)	154 163	646 840	138 991	(D)	(D)
624	Social assistance										
	Number of employees .....	42 689	(D)	(D)	(D)	(D)	(D)	7 834	4 763	(D)	(D)
	Payroll, annual (\$1,000).....	766 720	(D)	(D)	(D)	(D)	(D)	121 349	78 368	(D)	(D)

See footnotes at end of table.

**Table 3. The State—Employees and Annual Payroll by Employment-Size Class: 2001—Con.**

[Excludes most government employees, railroad employees, and self-employed persons. Size class 1 to 4 includes establishments with payroll, but no employees, during mid-March pay period. (D) denotes figures withheld to avoid disclosing data for individual companies; the data are included in broader industry totals. For explanation of terms, abbreviations, and data reliability/comparability, see introductory text]

NAICS code	Major group	Total	Employment-size class									
			1 to 4	5 to 9	10 to 19	20 to 49	50 to 99	100 to 249	250 to 499	500 to 999	1,000 or more	
<b>71</b>	<b>ARTS, ENTERTAINMENT &amp; RECREATION</b>											
	Number of employees .....	30 369	1 324	1 752	3 305	6 324	(D)	5 224	(D)	(D)	—	
	Payroll, annual (\$1,000) .....	845 925	52 433	34 932	57 141	92 916	(D)	318 889	(D)	(D)	—	
711	Performing arts, spectator sports & related industries											
	Number of employees .....	7 122	(D)	363	(D)	810	(D)	1 456	2 469	(D)	—	
	Payroll, annual (\$1,000) .....	460 806	(D)	9 289	(D)	15 381	(D)	257 373	132 279	(D)	—	
712	Museums, historical sites & like institutions											
	Number of employees .....	1 949	(D)	(D)	(D)	167	(D)	490	(D)	—	—	
	Payroll, annual (\$1,000) .....	40 695	(D)	(D)	(D)	3 132	(D)	9 532	(D)	—	—	
713	Amusement, gambling & recreation industries											
	Number of employees .....	21 298	(D)	(D)	(D)	5 347	5 913	3 278	2 021	—	—	
	Payroll, annual (\$1,000) .....	344 424	(D)	(D)	(D)	74 403	94 334	51 984	29 500	—	—	
<b>72</b>	<b>ACCOMMODATION &amp; FOOD SERVICES</b>											
	Number of employees .....	168 647	5 299	10 137	22 281	60 218	40 098	22 960	(D)	(D)	—	
	Payroll, annual (\$1,000) .....	2 225 229	136 747	142 664	280 131	708 094	483 517	347 758	(D)	(D)	—	
721	Accommodation											
	Number of employees .....	21 084	369	584	1 798	4 414	(D)	6 317	(D)	(D)	—	
	Payroll, annual (\$1,000) .....	416 088	15 673	14 474	30 911	71 825	(D)	140 511	(D)	(D)	—	
722	Food services & drinking places											
	Number of employees .....	147 563	4 930	9 553	20 483	55 804	(D)	16 643	(D)	(D)	—	
	Payroll, annual (\$1,000) .....	1 809 141	121 074	128 190	249 220	636 269	(D)	207 247	(D)	(D)	—	
<b>81</b>	<b>OTHER SERVICES (EXCEPT PUBLIC ADMINISTRATION)</b>											
	Number of employees .....	113 185	14 254	19 360	22 175	24 359	12 658	11 406	5 874	(D)	(D)	
	Payroll, annual (\$1,000) .....	2 751 508	337 984	422 245	505 638	566 081	334 577	327 568	203 315	(D)	(D)	
811	Repair & maintenance											
	Number of employees .....	27 691	4 734	6 167	6 625	5 798	1 774	(D)	(D)	—	—	
	Payroll, annual (\$1,000) .....	883 790	138 337	181 107	204 474	172 526	68 383	(D)	(D)	—	—	
812	Personal & laundry services											
	Number of employees .....	31 049	4 054	5 751	7 145	6 837	2 227	(D)	(D)	(D)	(D)	
	Payroll, annual (\$1,000) .....	575 864	75 251	94 463	126 933	140 998	41 506	(D)	(D)	(D)	(D)	
813	Religious, grantmaking, civic, prof & like organizations											
	Number of employees .....	54 445	5 466	7 442	8 405	11 724	8 657	7 782	(D)	(D)	—	
	Payroll, annual (\$1,000) .....	1 291 854	124 396	146 675	174 231	252 557	224 688	218 685	(D)	(D)	—	
<b>95</b>	<b>AUXILIARIES (EXC CORPORATE, SUBSIDIARY &amp; REGIONAL MGT)</b>											
	Number of employees .....	20 527	164	235	505	1 069	1 222	3 432	4 813	2 629	6 458	
	Payroll, annual (\$1,000) .....	1 260 869	34 406	10 694	34 839	50 622	46 761	134 386	283 936	247 721	417 504	
<b>99</b>	<b>UNCLASSIFIED ESTABLISHMENTS</b>											
	Number of employees .....	1 269	(D)	326	(D)	(D)	—	—	—	—	—	
	Payroll, annual (\$1,000) .....	32 947	(D)	4 403	(D)	(D)	—	—	—	—	—	

Note: Employment-size classes are indicated as follows: A—0 to 19; B—20 to 99; C—100 to 249; E—250 to 499; F—500 to 999; G—1,000 to 2,499; H—2,500 to 4,999; I—5,000 to 9,999; J—10,000 to 24,999; K—25,000 to 49,999; L—50,000 to 99,999; M—100,000 or more.

**Table 4. The State—Establishments With 1,000 Employees or More by Major Group and Employment-Size Class: 2001**

[Excludes most government employees, railroad employees, and self-employed persons. For explanation of terms, abbreviations, and data reliability/comparability, see introductory text]

NAICS code	Major group	Total number of establishments	Number of establishments by employment-size class			
			1,000 to 1,499	1,500 to 2,499	2,500 to 4,999	5,000 or more
	<b>Total</b> .....	<b>121</b>	<b>51</b>	<b>49</b>	<b>16</b>	<b>5</b>
<b>22</b>	<b>Utilities</b> .....	<b>2</b>	<b>1</b>	<b>1</b>	—	—
221	Utilities .....	2	1	1	—	—
<b>23</b>	<b>Construction</b> .....	<b>3</b>	<b>1</b>	<b>1</b>	<b>1</b>	—
233	Building, developing & general contracting .....	2	1	—	1	—
235	Special trade contractors .....	1	—	1	—	—
<b>31-33</b>	<b>Manufacturing</b> .....	<b>11</b>	<b>5</b>	<b>3</b>	<b>2</b>	<b>1</b>
316	Leather & allied product mfg .....	1	1	—	—	—
322	Paper mfg .....	2	1	1	—	—
325	Chemical mfg .....	2	1	1	—	—
331	Primary metal mfg .....	1	—	—	1	—
333	Machinery mfg .....	1	1	—	—	—
334	Computer & electronic product mfg .....	3	1	—	1	1
336	Transportation equipment mfg .....	1	—	1	—	—
<b>42</b>	<b>Wholesale trade</b> .....	<b>1</b>	—	—	<b>1</b>	—
421	Wholesale trade, durable goods .....	1	—	—	1	—
<b>48-49</b>	<b>Transportation &amp; warehousing</b> .....	<b>4</b>	—	<b>2</b>	<b>1</b>	<b>1</b>
481	Air transportation .....	2	—	2	—	—
492	Couriers & messengers .....	2	—	—	1	1
<b>51</b>	<b>Information</b> .....	<b>4</b>	<b>2</b>	<b>2</b>	—	—
513	Broadcasting & telecommunications .....	4	2	2	—	—
<b>52</b>	<b>Finance &amp; insurance</b> .....	<b>11</b>	<b>3</b>	<b>7</b>	<b>1</b>	—
522	Credit intermediation & related activities .....	3	1	1	1	—
523	Security, commodity contracts & like activity .....	2	1	1	—	—
524	Insurance carriers & related activities .....	6	1	5	—	—
<b>53</b>	<b>Real estate &amp; rental &amp; leasing</b> .....	<b>2</b>	<b>2</b>	—	—	—
531	Real estate .....	1	1	—	—	—
532	Rental & leasing services .....	1	1	—	—	—
<b>54</b>	<b>Professional, scientific &amp; technical services</b> .....	<b>13</b>	<b>4</b>	<b>8</b>	<b>1</b>	—
541	Professional, scientific & technical services .....	13	4	8	1	—
<b>55</b>	<b>Management of companies &amp; enterprises</b> .....	<b>8</b>	<b>3</b>	<b>3</b>	<b>2</b>	—
551	Management of companies & enterprises .....	8	3	3	2	—
<b>56</b>	<b>Admin, support, waste mgt, remediation services</b> .....	<b>15</b>	<b>6</b>	<b>7</b>	<b>2</b>	—
561	Administrative & support services .....	15	6	7	2	—
<b>61</b>	<b>Educational services</b> .....	<b>3</b>	<b>1</b>	<b>1</b>	—	<b>1</b>
611	Educational services .....	3	1	1	—	1
<b>62</b>	<b>Health care and social assistance</b> .....	<b>40</b>	<b>20</b>	<b>14</b>	<b>4</b>	<b>2</b>
621	Ambulatory health care services .....	1	1	—	—	—
622	Hospitals .....	37	17	14	4	2
623	Nursing & residential care facilities .....	1	1	—	—	—
624	Social assistance .....	1	1	—	—	—
<b>81</b>	<b>Other services (except public administration)</b> .....	<b>1</b>	<b>1</b>	—	—	—
812	Personal & laundry services .....	1	1	—	—	—
<b>95</b>	<b>Auxiliaries (exc corporate, subsidiary &amp; regional mgt)</b> .....	<b>3</b>	<b>2</b>	—	<b>1</b>	—

**Table 5. The State—Employees, Payroll, and Establishments by County: 2001 and 2000**

[Excludes most government employees, railroad employees, and self-employed persons. (D) denotes figures withheld to avoid disclosing data for individual companies; the data are included in broader industry totals. For explanation of terms, abbreviations, and data reliability/comparability, see introductory text]

County	2001				2000			
	Number of establishments	Number of employees for week including March 12	Payroll (\$1,000)		Number of establishments	Number of employees for week including March 12	Payroll (\$1,000)	
			First quarter	Annual			First quarter	Annual
<b>Total</b> .....	<b>129 301</b>	<b>2 091 198</b>	<b>18 205 154</b>	<b>74 186 613</b>	<b>128 467</b>	<b>2 058 304</b>	<b>16 960 349</b>	<b>70 877 270</b>
Allegany .....	1 821	25 376	152 519	627 662	1 847	25 136	144 535	596 528
Anne Arundel .....	12 281	191 828	1 546 366	6 641 103	12 175	184 817	1 385 686	6 271 506
Baltimore .....	18 877	313 427	2 651 729	10 576 898	18 990	314 399	2 469 515	10 010 489
Calvert .....	1 538	15 495	114 696	456 019	1 490	14 922	108 159	420 564
Caroline .....	618	6 587	36 689	155 326	592	6 538	35 433	150 488
Carroll .....	4 119	44 518	267 360	1 161 469	4 072	43 525	252 243	1 072 086
Cecil .....	1 656	21 360	163 479	688 460	1 644	20 829	152 731	642 861
Charles .....	2 462	30 316	179 968	775 898	2 408	29 433	167 030	708 828
Dorchester .....	713	10 099	60 471	252 827	713	9 651	58 084	249 845
Frederick .....	5 075	74 219	551 950	2 352 821	4 938	72 344	532 590	2 246 229
Garrett .....	892	9 413	44 551	190 997	887	9 219	45 908	198 536
Harford .....	4 838	58 859	371 767	1 601 177	4 833	58 837	359 446	1 585 099
Howard .....	7 373	139 779	1 400 631	5 681 344	7 342	134 990	1 286 507	5 374 861
Kent .....	676	7 149	38 075	166 099	669	7 021	37 275	159 820
Montgomery .....	25 967	408 770	4 468 373	17 824 059	25 631	404 150	4 245 822	17 300 895
Prince George's .....	13 960	252 837	2 127 893	8 714 494	13 828	250 694	1 946 102	8 279 122
Queen Anne's .....	1 212	9 879	53 293	238 761	1 197	9 575	47 991	220 756
St. Mary's .....	1 684	23 124	167 504	733 356	1 689	22 148	152 284	659 276
Somerset .....	403	3 062	14 774	63 523	405	3 170	14 216	61 692
Talbot .....	1 485	17 476	112 863	473 160	1 453	16 897	102 452	445 596
Washington .....	3 362	58 243	397 579	1 639 836	3 328	58 604	393 814	1 615 992
Wicomico .....	2 507	37 542	229 922	971 844	2 534	37 306	227 360	955 688
Worcester .....	2 155	18 462	92 640	469 061	2 123	18 406	81 933	428 418
Baltimore (IC) .....	13 583	305 394	2 901 399	11 478 732	13 640	298 378	2 667 793	11 003 531
<b>Statewide</b> .....	<b>44</b>	<b>7 984</b>	<b>58 663</b>	<b>251 687</b>	<b>39</b>	<b>7 315</b>	<b>45 440</b>	<b>218 564</b>

Note: Employment-size classes are indicated as follows: A—0 to 19; B—20 to 99; C—100 to 249; E—250 to 499; F—500 to 999; G—1,000 to 2,499; H—2,500 to 4,999; I—5,000 to 9,999; J—10,000 to 24,999; K—25,000 to 49,999; L—50,000 to 99,999; M—100,000 or more.

**Table 6. Counties—Employees, Payroll, and Establishments by Industry: 2001**

[Excludes most government employees, railroad employees, and self-employed persons. Size class 1 to 4 includes establishments with payroll, but no employees, during mid-March pay period. (D) denotes figures withheld to avoid disclosing data for individual companies; the data are included in broader industry totals. Detailed industries with 100 or more employees are shown if industry was not a (D). For explanation of terms, abbreviations, and data reliability/comparability, see introductory text]

NAICS code	Industry	Number of employees for week including March 12	Payroll (\$1,000)		Total number of establishments	Number of establishments by employment-size class								
			First quarter	Annual		1 to 4	5 to 9	10 to 19	20 to 49	50 to 99	100 to 249	250 to 499	500 to 999	1,000 or more
<b>ALLEGANY</b>														
	<b>Total</b> .....	<b>25 376</b>	<b>152 519</b>	<b>627 662</b>	<b>1 821</b>	<b>904</b>	<b>443</b>	<b>260</b>	<b>139</b>	<b>38</b>	<b>28</b>	<b>3</b>	<b>4</b>	<b>2</b>
11	<b>Forestry, fishing, hunting, and agriculture support</b> .....	(B)	(D)	(D)	10	7	2	1	—	—	—	—	—	—
21	<b>Mining</b> .....	(C)	(D)	(D)	13	6	4	—	2	1	—	—	—	—
212	Mining (except oil & gas) .....	(C)	(D)	(D)	12	6	3	—	2	1	—	—	—	—
2121	Coal mining .....	(C)	(D)	(D)	9	4	3	—	1	1	—	—	—	—
21211	Coal mining .....	(C)	(D)	(D)	9	4	3	—	1	1	—	—	—	—
22	<b>Utilities</b> .....	<b>148</b>	<b>2 122</b>	<b>7 984</b>	<b>5</b>	<b>2</b>	<b>—</b>	<b>—</b>	<b>2</b>	<b>1</b>	<b>—</b>	<b>—</b>	<b>—</b>	<b>—</b>
221	Utilities .....	148	2 122	7 984	5	2	—	—	2	1	—	—	—	—
2211	Elec pwr generation, transmsn & distribution ...	(C)	(D)	(D)	2	—	—	—	1	1	—	—	—	—
22112	Electric pwr transmsn, control & distribution ..	(C)	(D)	(D)	2	—	—	—	1	1	—	—	—	—
23	<b>Construction</b> .....	<b>1 172</b>	<b>7 341</b>	<b>35 838</b>	<b>154</b>	<b>95</b>	<b>32</b>	<b>20</b>	<b>4</b>	<b>1</b>	<b>2</b>	<b>—</b>	<b>—</b>	<b>—</b>
233	Building, developing & general contracting .....	370	2 464	12 443	52	33	10	7	1	—	1	—	—	—
2332	Residential building construction .....	(C)	(D)	(D)	40	29	8	2	1	—	—	—	—	—
23321	Single-family housing construction .....	(C)	(D)	(D)	39	28	8	2	1	—	—	—	—	—
2333	Nonresidential building construction .....	(C)	(D)	(D)	12	4	2	5	—	—	1	—	—	—
23332	Commercial & institutional bldg construction ..	211	1 819	9 055	11	4	2	4	—	—	1	—	—	—
233320	Commercial & institutional bldg construction ..	211	1 819	9 055	11	4	2	4	—	—	1	—	—	—
235	Special trade contractors .....	766	4 575	19 801	90	54	18	13	3	1	1	—	—	—
2351	Plumbing, heating & AC contractor .....	396	2 389	9 987	18	9	2	5	—	1	1	—	—	—
23511	Plumbing, heating & AC contractor .....	396	2 389	9 987	18	9	2	5	—	1	1	—	—	—
235110	Plumbing, heating & AC contractor .....	396	2 389	9 987	18	9	2	5	—	1	1	—	—	—
31-33	<b>Manufacturing</b> .....	<b>4 263</b>	<b>41 759</b>	<b>158 214</b>	<b>62</b>	<b>22</b>	<b>14</b>	<b>10</b>	<b>8</b>	<b>2</b>	<b>1</b>	<b>2</b>	<b>2</b>	<b>1</b>
311	Food mfg .....	114	905	3 621	9	3	3	2	—	1	—	—	—	—
313	Textile mills .....	(E)	(D)	(D)	2	—	1	—	—	—	—	1	—	—
3132	Fabric mills .....	(E)	(D)	(D)	2	—	1	—	—	—	—	1	—	—
31321	Broadwoven fabric mills .....	(E)	(D)	(D)	2	—	1	—	—	—	—	1	—	—
315	Apparel manufacturing .....	(F)	(D)	(D)	3	2	—	—	—	—	—	—	1	—
3152	Cut & sew apparel mfg .....	(F)	(D)	(D)	3	2	—	—	—	—	—	—	1	—
31529	Other cut & sew apparel mfg .....	(F)	(D)	(D)	1	—	—	—	—	—	—	—	1	—
322	Paper mfg .....	(G)	(D)	(D)	1	—	—	—	—	—	—	—	—	1
3221	Pulp, paper & paperboard mills .....	(G)	(D)	(D)	1	—	—	—	—	—	—	—	—	1
32212	Paper mills .....	(G)	(D)	(D)	1	—	—	—	—	—	—	—	—	1
326	Plastics & rubber products mfg .....	(C)	(D)	(D)	2	—	—	1	—	—	1	—	—	—
3261	Plastics product mfg .....	(C)	(D)	(D)	2	—	—	1	—	—	1	—	—	—
32619	Other plastics product mfg .....	(C)	(D)	(D)	2	—	—	1	—	—	1	—	—	—
333	Machinery mfg .....	(C)	(D)	(D)	2	—	—	—	1	1	—	—	—	—
3339	Other general purpose machinery mfg .....	(C)	(D)	(D)	2	—	—	—	1	1	—	—	—	—
33399	All other general purpose machinery mfg .....	(C)	(D)	(D)	2	—	—	—	1	1	—	—	—	—
336	Transportation equipment mfg .....	(E)	(D)	(D)	3	—	1	—	1	—	—	1	—	—
3366	Ship & boat building .....	(E)	(D)	(D)	1	—	—	—	—	—	—	1	—	—
33661	Ship & boat building .....	(E)	(D)	(D)	1	—	—	—	—	—	—	1	—	—
337	Furniture & related product mfg .....	(F)	(D)	(D)	7	4	1	—	1	—	—	—	1	—
3379	Other furniture related product mfg .....	(F)	(D)	(D)	1	—	—	—	—	—	—	—	1	—
33792	Blind & shade mfg .....	(F)	(D)	(D)	1	—	—	—	—	—	—	—	1	—
42	<b>Wholesale trade</b> .....	<b>747</b>	<b>5 396</b>	<b>22 430</b>	<b>64</b>	<b>26</b>	<b>14</b>	<b>14</b>	<b>8</b>	<b>2</b>	<b>—</b>	<b>—</b>	<b>—</b>	<b>—</b>
421	Wholesale trade, durable goods .....	377	2 811	12 376	41	18	13	5	5	—	—	—	—	—
4218	Machinery, equipment & supplies whse .....	152	1 358	6 189	14	8	1	3	2	—	—	—	—	—
422	Wholesale trade, nondurable goods .....	370	2 585	10 054	23	8	1	9	3	2	—	—	—	—
4224	Grocery & related product whse .....	216	1 527	5 657	12	3	—	6	2	1	—	—	—	—
42249	Other grocery & related products whse .....	186	1 337	4 830	8	1	—	4	2	1	—	—	—	—
422490	Other grocery & related products whse .....	186	1 337	4 830	8	1	—	4	2	1	—	—	—	—
44-45	<b>Retail trade</b> .....	<b>4 359</b>	<b>16 376</b>	<b>67 962</b>	<b>357</b>	<b>140</b>	<b>110</b>	<b>69</b>	<b>21</b>	<b>10</b>	<b>6</b>	<b>1</b>	<b>—</b>	<b>—</b>
441	Motor vehicle & parts dealers .....	578	3 019	12 534	48	18	10	14	4	2	—	—	—	—
4411	Automobile dealers .....	350	2 059	8 738	20	7	2	6	3	2	—	—	—	—
44111	New car dealers .....	293	1 804	7 657	9	—	1	3	3	2	—	—	—	—
441110	New car dealers .....	293	1 804	7 657	9	—	1	3	3	2	—	—	—	—
4413	Automotive parts, accessories & tire stores .....	208	903	3 530	23	9	5	8	1	—	—	—	—	—
44131	Automotive parts, accessories & tire stores .....	159	633	2 486	16	5	4	6	1	—	—	—	—	—
441310	Automotive parts, accessories & tire stores .....	159	633	2 486	16	5	4	6	1	—	—	—	—	—
444	Bldg material & garden equip & supp dealers .....	348	1 586	7 728	27	10	8	6	2	—	1	—	—	—
4441	Building material & supplies dealers .....	342	1 575	7 681	23	6	8	6	2	—	1	—	—	—
44411	Home centers .....	(C)	(D)	(D)	1	—	—	—	—	—	1	—	—	—
44419	Other building material dealers .....	134	674	3 516	14	4	5	4	1	—	—	—	—	—
444190	Other building material dealers .....	134	674	3 516	14	4	5	4	1	—	—	—	—	—
445	Food & beverage stores .....	804	2 614	10 498	46	19	13	6	4	1	3	—	—	—
4451	Grocery stores .....	(F)	(D)	(D)	24	8	4	4	4	1	3	—	—	—
44511	Grocery (except convenience) stores .....	686	2 273	9 112	22	8	2	4	4	1	3	—	—	—
445110	Grocery (except convenience) stores .....	686	2 273	9 112	22	8	2	4	4	1	3	—	—	—
446	Health & personal care stores .....	327	1 663	7 119	32	9	13	8	1	1	—	—	—	—
4461	Health & personal care stores .....	327	1 663	7 119	32	9	13	8	1	1	—	—	—	—
44611	Pharmacies & drug stores .....	257	1 365	5 907	19	2	9	6	1	1	—	—	—	—
446110	Pharmacies & drug stores .....	257	1 365	5 907	19	2	9	6	1	1	—	—	—	—

See footnotes at end of table.



**Table 6. Counties—Employees, Payroll, and Establishments by Industry: 2001—Con.**

[Excludes most government employees, railroad employees, and self-employed persons. Size class 1 to 4 includes establishments with payroll, but no employees, during mid-March pay period. (D) denotes figures withheld to avoid disclosing data for individual companies; the data are included in broader industry totals. Detailed industries with 100 or more employees are shown if industry was not a (D). For explanation of terms, abbreviations, and data reliability/comparability, see introductory text]

NAICS code	Industry	Number of employees for week including March 12	Payroll (\$1,000)		Total number of establishments	Number of establishments by employment-size class																					
			First quarter	Annual		1 to 4	5 to 9	10 to 19	20 to 49	50 to 99	100 to 249	250 to 499	500 to 999	1,000 or more													
<b>ALLEGANY—Con.</b>																											
<b>44-45 Retail trade—Con.</b>																											
447	Gasoline stations .....	321	948	3 883	35	14	11	6	4	—	—	—	—	—	—	—	—										
4471	Gasoline stations .....	321	948	3 883	35	14	11	6	4	—	—	—	—	—	—	—	—										
44711	Gasoline stations with convenience stores ...	169	599	2 385	14	3	4	5	2	—	—	—	—	—	—	—	—										
447110	Gasoline stations with convenience stores ...	169	599	2 385	14	3	4	5	2	—	—	—	—	—	—	—	—										
44719	Other gasoline stations .....	152	349	1 498	21	11	7	1	2	—	—	—	—	—	—	—	—										
447190	Other gasoline stations .....	152	349	1 498	21	11	7	1	2	—	—	—	—	—	—	—	—										
448	Clothing & clothing accessories stores .....	380	1 103	4 490	48	18	17	10	2	1	—	—	—	—	—	—	—										
4481	Clothing stores .....	248	729	3 047	27	10	8	7	1	1	—	—	—	—	—	—	—										
44812	Women's clothing stores .....	108	320	1 211	11	5	2	3	—	1	—	—	—	—	—	—	—										
448120	Women's clothing stores .....	108	320	1 211	11	5	2	3	—	1	—	—	—	—	—	—	—										
451	Sporting goods, hobby, book & music stores .....	131	355	1 440	20	7	7	6	—	—	—	—	—	—	—	—	—										
452	General merchandise stores .....	1 009	3 399	13 414	23	1	12	1	2	4	2	1	—	—	—	—	—										
4521	Department stores .....	875	3 083	12 154	8	—	—	—	1	4	2	1	—	—	—	—	—										
45211	Department stores .....	875	3 083	12 154	8	—	—	—	1	4	2	1	—	—	—	—	—										
452110	Department stores .....	875	3 083	12 154	8	—	—	—	1	4	2	1	—	—	—	—	—										
4529	Other general merchandise stores .....	134	316	1 260	15	1	12	1	1	—	—	—	—	—	—	—	—										
45299	All other general merchandise stores .....	(C)	(D)	(D)	14	1	12	—	1	—	—	—	—	—	—	—	—										
453	Miscellaneous store retailers .....	180	526	2 251	35	20	9	5	1	—	—	—	—	—	—	—	—										
4532	Office supplies, stationery & gift stores .....	100	293	1 232	16	8	5	2	1	—	—	—	—	—	—	—	—										
454	Nonstore retailers .....	124	472	1 920	6	2	1	1	1	1	—	—	—	—	—	—	—										
<b>48-49</b>	<b>Transportation &amp; warehousing .....</b>	<b>597</b>	<b>4 572</b>	<b>19 955</b>	<b>77</b>	<b>41</b>	<b>19</b>	<b>9</b>	<b>6</b>	<b>2</b>	—	—	—	—	—	—	—										
484	Truck transportation .....	423	3 682	16 443	45	23	10	5	5	2	—	—	—	—	—	—	—										
4841	General freight trucking .....	258	2 563	11 125	24	13	3	3	4	1	—	—	—	—	—	—	—										
48411	General freight trucking, local .....	125	1 563	6 848	12	9	—	1	1	1	—	—	—	—	—	—	—										
484110	General freight trucking, local .....	125	1 563	6 848	12	9	—	1	1	1	—	—	—	—	—	—	—										
48412	General freight trucking, long-distance .....	133	1 000	4 277	12	4	3	2	3	—	—	—	—	—	—	—	—										
4842	Specialized freight trucking .....	165	1 119	5 318	21	10	7	2	1	1	—	—	—	—	—	—	—										
<b>51</b>	<b>Information .....</b>	<b>1 046</b>	<b>5 692</b>	<b>21 591</b>	<b>24</b>	<b>11</b>	<b>3</b>	<b>2</b>	<b>5</b>	<b>2</b>	—	—	—	—	—	—	—										
511	Publishing industries .....	133	732	3 049	4	2	1	—	—	—	1	—	—	—	—	—	—										
5111	Newspaper, periodical, book, database publishers .....	133	732	3 049	4	2	1	—	—	—	1	—	—	—	—	—	—										
51111	Newspaper publishers .....	(C)	(D)	(D)	1	—	—	—	—	—	1	—	—	—	—	—	—										
513	Broadcasting & telecommunications .....	831	4 725	17 471	16	7	2	2	3	—	1	—	—	—	1	—	—										
5133	Telecommunications .....	734	4 121	14 764	11	5	2	1	1	—	1	—	—	—	1	—	—										
51331	Wired telecommunications carriers .....	(C)	(D)	(D)	7	4	1	—	1	—	1	—	—	—	1	—	—										
51333	Telecommunications resellers .....	(F)	(D)	(D)	2	1	—	—	—	—	—	—	—	—	—	1	—										
<b>52</b>	<b>Finance &amp; insurance .....</b>	<b>864</b>	<b>7 755</b>	<b>30 872</b>	<b>97</b>	<b>47</b>	<b>30</b>	<b>15</b>	<b>3</b>	—	<b>2</b>	—	—	—	—	—	—										
522	Credit intermediation & related activities .....	492	4 305	14 449	57	19	21	14	3	—	—	—	—	—	—	—	—										
5221	Depository credit intermediation .....	450	4 036	13 262	44	8	19	14	3	—	—	—	—	—	—	—	—										
52211	Commercial banking .....	270	3 050	9 127	29	4	14	10	1	—	—	—	—	—	—	—	—										
522110	Commercial banking .....	270	3 050	9 127	29	4	14	10	1	—	—	—	—	—	—	—	—										
52213	Credit unions .....	(C)	(D)	(D)	14	4	4	4	2	—	—	—	—	—	—	—	—										
524	Insurance carriers & related activities .....	333	2 891	13 295	32	23	7	—	—	—	2	—	—	—	—	—	—										
5241	Insurance carriers .....	(C)	(D)	(D)	5	2	2	—	—	—	1	—	—	—	—	—	—										
52411	Direct life, health, medical insurance carriers .....	(C)	(D)	(D)	5	2	2	—	—	—	1	—	—	—	—	—	—										
5242	Agencies & other insurance related activities .....	(C)	(D)	(D)	27	21	5	—	—	—	1	—	—	—	—	—	—										
52421	Insurance agencies & brokerages .....	194	1 624	8 559	24	18	5	—	—	—	1	—	—	—	—	—	—										
524210	Insurance agencies & brokerages .....	194	1 624	8 559	24	18	5	—	—	—	1	—	—	—	—	—	—										
<b>53</b>	<b>Real estate &amp; rental &amp; leasing .....</b>	<b>404</b>	<b>1 436</b>	<b>7 289</b>	<b>53</b>	<b>39</b>	<b>6</b>	<b>6</b>	<b>1</b>	—	<b>1</b>	—	—	—	—	—	—										
531	Real estate .....	283	1 011	5 354	36	32	1	1	1	—	1	—	—	—	—	—	—										
5313	Activities related to real estate .....	180	574	3 566	7	6	—	—	—	—	1	—	—	—	—	—	—										
53132	Offices of real estate appraisers .....	(C)	(D)	(D)	3	2	—	—	—	—	1	—	—	—	—	—	—										
532	Rental & leasing services .....	121	425	1 935	17	7	5	5	—	—	—	—	—	—	—	—	—										
<b>54</b>	<b>Professional, scientific &amp; technical services .....</b>	<b>696</b>	<b>5 169</b>	<b>21 363</b>	<b>114</b>	<b>73</b>	<b>27</b>	<b>9</b>	<b>4</b>	—	<b>1</b>	—	—	—	—	—	—										
541	Professional, scientific & technical services .....	696	5 169	21 363	114	73	27	9	4	—	1	—	—	—	—	—	—										
5411	Legal services .....	118	793	3 714	33	25	5	3	—	—	—	—	—	—	—	—	—										
54111	Offices of lawyers .....	118	793	3 714	33	25	5	3	—	—	—	—	—	—	—	—	—										
541110	Offices of lawyers .....	118	793	3 714	33	25	5	3	—	—	—	—	—	—	—	—	—										
5412	Accounting, tax prep, bookkeep, payroll services .....	153	895	3 347	24	12	8	2	2	—	—	—	—	—	—	—	—										
54121	Accounting, tax prep, bookkeep, payroll services .....	153	895	3 347	24	12	8	2	2	—	—	—	—	—	—	—	—										
5415	Computer systems design & related services .....	(C)	(D)	(D)	4	2	1	—	—	—	1	—	—	—	—	—	—										
54151	Computer systems design & related services .....	(C)	(D)	(D)	4	2	1	—	—	—	1	—	—	—	—	—	—										
<b>55</b>	<b>Management of companies &amp; enterprises .....</b>	<b>(B)</b>	<b>(D)</b>	<b>(D)</b>	<b>5</b>	<b>3</b>	<b>1</b>	<b>—</b>	<b>1</b>	—	—	—	—	—	—	—	—										
<b>56</b>	<b>Admin, support, waste mgt, remediation services .....</b>	<b>696</b>	<b>2 955</b>	<b>12 119</b>	<b>51</b>	<b>25</b>	<b>10</b>	<b>11</b>	<b>2</b>	<b>1</b>	<b>2</b>	—	—	—	—	—	—										
561	Administrative & support services .....	619	1 791	9 471	42	20	9	9	1	1	2	—	—	—	—	—	—										
5613	Employment services .....	(C)	(D)	(D)	5	—	1	2	1	—	1	—	—	—	—	—	—										
56132	Temporary help services .....	(C)	(D)	(D)	4	—	1	1	1	—	1	—	—	—	—	—	—										
5617	Services to buildings & dwellings .....	114	313	1 743	18	9	3	6	—	—	—	—	—	—	—	—	—										
5619	Other support services .....	(C)	(D)	(D)	4	2	1	—	—	—	1	—	—	—	—	—	—										
56199	All other support services .....	(C)	(D)	(D)	3	1	1	—	—	—	1	—	—	—	—	—	—										

See footnotes at end of table.

**Table 6. Counties—Employees, Payroll, and Establishments by Industry: 2001—Con.**

[Excludes most government employees, railroad employees, and self-employed persons. Size class 1 to 4 includes establishments with payroll, but no employees, during mid-March pay period. (D) denotes figures withheld to avoid disclosing data for individual companies; the data are included in broader industry totals. Detailed industries with 100 or more employees are shown if industry was not a (D). For explanation of terms, abbreviations, and data reliability/comparability, see introductory text]

NAICS code	Industry	Number of employees for week including March 12	Payroll (\$1,000)		Total number of establishments	Number of establishments by employment-size class									
			First quarter	Annual		1 to 4	5 to 9	10 to 19	20 to 49	50 to 99	100 to 249	250 to 499	500 to 999	1,000 or more	
<b>ALLEGANY—Con.</b>															
<b>61</b>	<b>Educational services</b> .....	<b>178</b>	<b>705</b>	<b>2 994</b>	<b>17</b>	<b>8</b>	<b>3</b>	<b>2</b>	<b>4</b>	—	—	—	—	—	
611	Educational services .....	178	705	2 994	17	8	3	2	4	—	—	—	—	—	
6111	Elementary & secondary schools .....	148	642	2 681	8	2	1	1	4	—	—	—	—	—	
61111	Elementary & secondary schools .....	148	642	2 681	8	2	1	1	4	—	—	—	—	—	
611110	Elementary & secondary schools .....	148	642	2 681	8	2	1	1	4	—	—	—	—	—	
<b>62</b>	<b>Health care and social assistance</b> .....	<b>5 453</b>	<b>38 479</b>	<b>163 937</b>	<b>260</b>	<b>113</b>	<b>77</b>	<b>38</b>	<b>15</b>	<b>7</b>	<b>8</b>	—	<b>1</b>	<b>1</b>	
621	Ambulatory health care services .....	1 443	12 203	59 657	184	87	58	26	9	3	1	—	—	—	
6211	Offices of physicians .....	650	7 793	39 645	102	47	39	12	3	1	—	—	—	—	
62111	Offices of physicians .....	650	7 793	39 645	102	47	39	12	3	1	—	—	—	—	
621111	Offices of physicians (exc mental health) .....	623	7 700	39 202	95	42	37	12	3	1	—	—	—	—	
6212	Offices of dentists .....	193	1 145	6 036	34	14	15	5	—	—	—	—	—	—	
62121	Offices of dentists .....	193	1 145	6 036	34	14	15	5	—	—	—	—	—	—	
621210	Offices of dentists .....	193	1 145	6 036	34	14	15	5	—	—	—	—	—	—	
6213	Offices of other health practitioners .....	283	1 515	6 160	27	19	1	4	1	1	1	—	—	—	
62134	Offices of PT, OT, speech therapy & audiology .....	198	1 053	4 080	8	4	—	2	—	1	1	—	—	—	
621340	Offices of PT, OT, speech therapy & audiology .....	198	1 053	4 080	8	4	—	2	—	1	1	—	—	—	
6214	Outpatient care centers .....	191	944	3 704	10	3	—	3	3	1	—	—	—	—	
62149	Other outpatient care centers .....	163	858	3 347	7	1	—	3	2	1	—	—	—	—	
622	Hospitals .....	(G)	(D)	(D)	3	—	—	—	—	—	1	—	1	1	
6221	General medical & surgical hospitals .....	(G)	(D)	(D)	2	—	—	—	—	—	—	—	1	1	
62211	General medical & surgical hospitals .....	(G)	(D)	(D)	2	—	—	—	—	—	—	—	1	1	
6222	Psychiatric & substance abuse hospitals .....	(C)	(D)	(D)	1	—	—	—	—	—	1	—	—	—	
62221	Psychiatric & substance abuse hospitals .....	(C)	(D)	(D)	1	—	—	—	—	—	1	—	—	—	
623	Nursing & residential care facilities .....	1 109	5 024	19 894	29	9	8	2	3	2	5	—	—	—	
6231	Nursing care facilities .....	469	2 221	8 883	5	1	—	—	—	1	3	—	—	—	
62311	Nursing care facilities .....	469	2 221	8 883	5	1	—	—	—	1	3	—	—	—	
623110	Nursing care facilities .....	469	2 221	8 883	5	1	—	—	—	1	3	—	—	—	
6232	Residential mental retardation, health facil .....	271	1 120	4 541	9	3	4	—	—	1	1	—	—	—	
62321	Residential mental retardation facilities .....	271	1 120	4 541	9	3	4	—	—	1	1	—	—	—	
623210	Residential mental retardation facilities .....	271	1 120	4 541	9	3	4	—	—	1	1	—	—	—	
6233	Community care facilities for the elderly .....	314	1 413	5 493	12	4	3	2	2	—	1	—	—	—	
62331	Community care facilities for the elderly .....	314	1 413	5 493	12	4	3	2	2	—	1	—	—	—	
624	Social assistance .....	(F)	(D)	(D)	44	17	11	10	3	2	1	—	—	—	
6241	Individual & family services .....	(C)	(D)	(D)	20	9	5	4	2	—	—	—	—	—	
6243	Vocational rehabilitation services .....	(E)	(D)	(D)	6	1	1	—	1	2	1	—	—	—	
62431	Vocational rehabilitation services .....	(E)	(D)	(D)	6	1	1	—	1	2	1	—	—	—	
<b>71</b>	<b>Arts, entertainment &amp; recreation</b> .....	<b>(E)</b>	<b>(D)</b>	<b>(D)</b>	<b>23</b>	<b>13</b>	<b>3</b>	<b>4</b>	<b>2</b>	—	<b>1</b>	—	—	—	
713	Amusement, gambling & recreation industries .....	(E)	(D)	(D)	22	12	3	4	2	—	1	—	—	—	
7139	Other amusement & recreation industries .....	(E)	(D)	(D)	18	10	3	2	2	—	1	—	—	—	
71394	Fitness & recreational sports centers .....	(C)	(D)	(D)	6	4	—	1	—	—	1	—	—	—	
<b>72</b>	<b>Accommodation &amp; food services</b> .....	<b>2 843</b>	<b>5 754</b>	<b>24 784</b>	<b>158</b>	<b>46</b>	<b>31</b>	<b>30</b>	<b>40</b>	<b>9</b>	<b>2</b>	—	—	—	
721	Accommodation .....	242	675	2 959	19	9	4	—	5	1	—	—	—	—	
7211	Traveler accommodation .....	229	647	2 826	16	7	3	—	5	1	—	—	—	—	
72111	Hotels (exc casino hotels) & motels .....	214	628	2 731	13	6	1	—	5	1	—	—	—	—	
721110	Hotels (exc casino hotels) & motels .....	214	628	2 731	13	6	1	—	5	1	—	—	—	—	
722	Food services & drinking places .....	2 601	5 079	21 825	139	37	27	30	35	8	2	—	—	—	
7221	Full-service restaurants .....	1 176	2 372	9 849	59	14	14	12	14	4	1	—	—	—	
72211	Full-service restaurants .....	1 176	2 372	9 849	59	14	14	12	14	4	1	—	—	—	
722110	Full-service restaurants .....	1 176	2 372	9 849	59	14	14	12	14	4	1	—	—	—	
7222	Limited-service eating places .....	1 149	2 200	9 455	53	9	6	15	19	4	—	—	—	—	
72221	Limited-service eating places .....	1 149	2 200	9 455	53	9	6	15	19	4	—	—	—	—	
722211	Limited-service restaurants .....	1 137	2 185	9 372	50	7	5	15	19	4	—	—	—	—	
7223	Special food services .....	156	283	1 582	4	1	—	1	1	—	1	—	—	—	
72231	Food service contractors .....	(C)	(D)	(D)	3	—	—	1	1	—	1	—	—	—	
7224	Drinking places (alcoholic beverages) .....	120	224	939	23	13	7	2	1	—	—	—	—	—	
72241	Drinking places (alcoholic beverages) .....	120	224	939	23	13	7	2	1	—	—	—	—	—	
722410	Drinking places (alcoholic beverages) .....	120	224	939	23	13	7	2	1	—	—	—	—	—	
<b>81</b>	<b>Other services (except public administration)</b> .....	<b>1 356</b>	<b>4 813</b>	<b>20 268</b>	<b>268</b>	<b>179</b>	<b>56</b>	<b>20</b>	<b>11</b>	<b>2</b>	—	—	—	—	
811	Repair & maintenance .....	318	1 546	6 440	63	44	7	7	5	—	—	—	—	—	
8111	Automotive repair & maintenance .....	194	874	3 626	45	34	5	3	3	—	—	—	—	—	
812	Personal & laundry services .....	403	1 499	6 506	64	39	15	6	3	1	—	—	—	—	
8121	Personal care services .....	176	461	1 965	41	27	9	5	—	—	—	—	—	—	
81211	Hair, nail & skin care services .....	(C)	(D)	(D)	39	25	9	5	—	—	—	—	—	—	
813	Religious, grantmaking, civic, prof & like organizations .....	635	1 768	7 322	141	96	34	7	3	1	—	—	—	—	
8131	Religious organizations .....	403	1 043	4 096	81	56	18	3	3	1	—	—	—	—	
81311	Religious organizations .....	403	1 043	4 096	81	56	18	3	3	1	—	—	—	—	
813110	Religious organizations .....	403	1 043	4 096	81	56	18	3	3	1	—	—	—	—	
8134	Civic & social organizations .....	114	272	1 171	25	11	13	1	—	—	—	—	—	—	
81341	Civic & social organizations .....	114	272	1 171	25	11	13	1	—	—	—	—	—	—	
813410	Civic & social organizations .....	114	272	1 171	25	11	13	1	—	—	—	—	—	—	
<b>95</b>	<b>Auxiliaries (exc corporate, subsidiary &amp; regional mgt)</b> .....	<b>(A)</b>	<b>(D)</b>	<b>(D)</b>	<b>3</b>	<b>2</b>	<b>1</b>	—	—	—	—	—	—	—	
<b>99</b>	<b>Unclassified establishments</b> .....	<b>3</b>	<b>19</b>	<b>112</b>	<b>6</b>	<b>6</b>	—	—	—	—	—	—	—	—	

See footnotes at end of table.

**Table 6. Counties—Employees, Payroll, and Establishments by Industry: 2001—Con.**

[Excludes most government employees, railroad employees, and self-employed persons. Size class 1 to 4 includes establishments with payroll, but no employees, during mid-March pay period. (D) denotes figures withheld to avoid disclosing data for individual companies; the data are included in broader industry totals. Detailed industries with 100 or more employees are shown if industry was not a (D). For explanation of terms, abbreviations, and data reliability/comparability, see introductory text]

NAICS code	Industry	Number of employees for week including March 12	Payroll (\$1,000)		Total number of establishments	Number of establishments by employment-size class								
			First quarter	Annual		1 to 4	5 to 9	10 to 19	20 to 49	50 to 99	100 to 249	250 to 499	500 to 999	1,000 or more
<b>ANNE ARUNDEL</b>														
	<b>Total</b> .....	<b>191 828</b>	<b>1 546 366</b>	<b>6 641 103</b>	<b>12 281</b>	<b>6 404</b>	<b>2 455</b>	<b>1 712</b>	<b>1 040</b>	<b>363</b>	<b>224</b>	<b>61</b>	<b>14</b>	<b>8</b>
11	<b>Forestry, fishing, hunting, and agriculture support</b> .....	(A)	(D)	(D)	9	8	1	—	—	—	—	—	—	—
21	<b>Mining</b> .....	(B)	(D)	(D)	9	4	2	1	2	—	—	—	—	—
22	<b>Utilities</b> .....	489	10 880	50 902	13	8	3	—	—	1	—	1	—	—
221	Utilities .....	489	10 880	50 902	13	8	3	—	—	1	—	1	—	—
2211	Elec pwr generation, transmsn & distribution ...	480	10 830	50 560	7	2	3	—	—	1	—	1	—	—
22112	Electric pwr transmsn, control & distribution ..	(E)	(D)	(D)	5	—	3	—	—	1	—	1	—	—
23	<b>Construction</b> .....	14 051	120 503	525 823	1 627	986	301	188	113	25	11	2	1	—
233	Building, developing & general contracting .....	3 274	30 243	127 107	525	358	87	46	24	9	1	—	—	—
2332	Residential building construction .....	2 282	21 371	89 946	418	303	65	29	14	6	1	—	—	—
23321	Single-family housing construction .....	1 938	19 026	79 410	394	289	62	25	13	5	—	—	—	—
233210	Single-family housing construction .....	1 938	19 026	79 410	394	289	62	25	13	5	—	—	—	—
23322	Multifamily housing construction .....	344	2 345	10 536	24	14	3	4	1	1	1	—	—	—
233220	Multifamily housing construction .....	344	2 345	10 536	24	14	3	4	1	1	1	—	—	—
2333	Nonresidential building construction .....	933	8 357	35 422	87	41	17	16	10	3	—	—	—	—
23331	Mfg & industrial building construction .....	164	1 546	6 231	13	7	2	2	1	1	—	—	—	—
233310	Mfg & industrial building construction .....	164	1 546	6 231	13	7	2	2	1	1	—	—	—	—
23332	Commercial & institutional bldg construction ..	769	6 811	29 191	74	34	15	14	9	2	—	—	—	—
233320	Commercial & institutional bldg construction ..	769	6 811	29 191	74	34	15	14	9	2	—	—	—	—
234	Heavy construction .....	1 421	11 860	50 619	86	41	14	14	12	1	3	1	—	—
2341	Highway, street, bridge & tunnel construction ...	618	4 807	23 287	21	10	2	4	2	1	1	1	—	—
23411	Highway & street construction .....	(F)	(D)	(D)	19	9	2	4	2	—	1	1	—	—
2349	Other heavy construction .....	803	7 053	27 332	65	31	12	10	10	—	2	—	—	—
23491	Water, sewer & pipeline construction .....	333	2 423	9 589	17	5	3	3	5	—	1	—	—	—
234910	Water, sewer & pipeline construction .....	333	2 423	9 589	17	5	3	3	5	—	1	—	—	—
23492	Pwr, communication transmsn line construction ..	(E)	(D)	(D)	12	5	2	2	2	—	1	—	—	—
23499	All other heavy construction .....	190	1 824	8 894	35	21	6	5	3	—	—	—	—	—
234990	All other heavy construction .....	190	1 824	8 894	35	21	6	5	3	—	—	—	—	—
235	Special trade contractors .....	9 356	78 400	348 097	1 016	587	200	128	77	15	7	1	1	—
2351	Plumbing, heating & AC contractor .....	1 677	14 336	64 638	218	122	49	23	21	2	1	—	—	—
23511	Plumbing, heating & AC contractor .....	1 677	14 336	64 638	218	122	49	23	21	2	1	—	—	—
235110	Plumbing, heating & AC contractor .....	1 677	14 336	64 638	218	122	49	23	21	2	1	—	—	—
2352	Painting & wall covering contractors .....	532	3 173	15 471	92	67	11	9	3	2	—	—	—	—
23521	Painting & wall covering contractors .....	532	3 173	15 471	92	67	11	9	3	2	—	—	—	—
235210	Painting & wall covering contractors .....	532	3 173	15 471	92	67	11	9	3	2	—	—	—	—
2353	Electrical contractors .....	2 152	20 039	81 827	157	74	31	28	19	3	1	1	—	—
23531	Electrical contractors .....	2 152	20 039	81 827	157	74	31	28	19	3	1	1	—	—
235310	Electrical contractors .....	2 152	20 039	81 827	157	74	31	28	19	3	1	1	—	—
2354	Masonry, drywall, insulation, tile contractors ...	812	6 731	27 223	115	70	28	11	4	1	1	—	—	—
23541	Masonry & stone contractors .....	268	1 587	8 552	51	31	12	7	1	—	—	—	—	—
235410	Masonry & stone contractors .....	268	1 587	8 552	51	31	12	7	1	—	—	—	—	—
23542	Drywall, acoustical & insulation contractors ...	504	4 802	17 177	50	28	14	3	3	1	1	—	—	—
235420	Drywall, acoustical & insulation contractors ...	504	4 802	17 177	50	28	14	3	3	1	1	—	—	—
2355	Carpentry & floor contractors .....	798	5 642	24 588	133	84	24	16	7	2	—	—	—	—
23551	Carpentry contractors .....	576	3 738	16 701	96	58	20	11	6	1	—	—	—	—
235510	Carpentry contractors .....	576	3 738	16 701	96	58	20	11	6	1	—	—	—	—
23552	Floor laying & other floor contractors .....	222	1 904	7 887	37	26	4	5	1	1	—	—	—	—
235520	Floor laying & other floor contractors .....	222	1 904	7 887	37	26	4	5	1	1	—	—	—	—
2356	Roofing, siding, & sheet metal contractors .....	478	3 197	14 901	74	40	14	16	4	—	—	—	—	—
23561	Roofing, siding, & sheet metal contractors .....	478	3 197	14 901	74	40	14	16	4	—	—	—	—	—
235610	Roofing, siding, & sheet metal contractors ..	478	3 197	14 901	74	40	14	16	4	—	—	—	—	—
2357	Concrete contractors .....	1 036	9 669	49 378	45	19	10	7	7	1	—	—	1	—
23571	Concrete contractors .....	1 036	9 669	49 378	45	19	10	7	7	1	—	—	1	—
235710	Concrete contractors .....	1 036	9 669	49 378	45	19	10	7	7	1	—	—	1	—
2359	Other special trade contractors .....	1 777	14 948	67 310	173	107	32	16	10	4	4	—	—	—
23591	Structural steel erection contractors .....	292	2 518	9 971	9	1	3	1	3	—	1	—	—	—
235910	Structural steel erection contractors .....	292	2 518	9 971	9	1	3	1	3	—	1	—	—	—
23593	Excavation contractors .....	491	4 802	21 813	52	37	8	3	1	2	1	—	—	—
235930	Excavation contractors .....	491	4 802	21 813	52	37	8	3	1	2	1	—	—	—
23595	Bldg equip & oth mach installation contractor .	197	2 416	10 182	13	7	1	1	2	2	—	—	—	—
235950	Bldg equip & oth mach installation contractor .	197	2 416	10 182	13	7	1	1	2	2	—	—	—	—
23599	All other special trade contractors .....	721	4 711	23 435	86	54	16	11	3	—	2	—	—	—
235990	All other special trade contractors .....	721	4 711	23 435	86	54	16	11	3	—	2	—	—	—
31-33	<b>Manufacturing</b> .....	13 650	182 475	775 987	329	132	69	61	41	11	10	3	1	1
311	Food mfg .....	146	622	2 200	13	7	1	3	1	1	—	—	—	—
314	Textile product mills .....	139	871	3 085	22	11	8	2	1	—	—	—	—	—
3149	Other textile product mills .....	116	796	2 765	16	7	6	2	1	—	—	—	—	—
31491	Textile bag & canvas mills .....	(C)	(D)	(D)	13	6	4	2	1	—	—	—	—	—
322	Paper mfg .....	(C)	(D)	(D)	4	2	1	—	—	—	1	—	—	—
3222	Converted paper product mfg .....	(C)	(D)	(D)	3	1	1	—	—	—	1	—	—	—
32221	Paperboard container mfg .....	(C)	(D)	(D)	2	—	1	—	—	—	1	—	—	—
323	Printing & related support activities .....	1 200	12 283	46 738	68	30	11	14	8	3	2	—	—	—
3231	Printing & related support activities .....	1 200	12 283	46 738	68	30	11	14	8	3	2	—	—	—
32311	Printing .....	945	9 842	37 572	53	23	8	13	6	1	2	—	—	—
323110	Commercial lithographic printing .....	534	5 888	22 615	26	11	5	4	4	1	1	—	—	—
323114	Quick printing .....	122	926	3 938	15	9	1	3	2	—	—	—	—	—
32312	Printing support activities .....	255	2 441	9 166	15	7	3	1	2	2	—	—	—	—
323121	Tradepublishing & related work .....	158	1 462	5 429	5	2	—	—	1	2	—	—	—	—

See footnotes at end of table.

**Table 6. Counties—Employees, Payroll, and Establishments by Industry: 2001—Con.**

[Excludes most government employees, railroad employees, and self-employed persons. Size class 1 to 4 includes establishments with payroll, but no employees, during mid-March pay period. (D) denotes figures withheld to avoid disclosing data for individual companies; the data are included in broader industry totals. Detailed industries with 100 or more employees are shown if industry was not a (D). For explanation of terms, abbreviations, and data reliability/comparability, see introductory text]

NAICS code	Industry	Number of employees for week including March 12	Payroll (\$1,000)		Total number of establishments	Number of establishments by employment-size class																		
			First quarter	Annual		1 to 4	5 to 9	10 to 19	20 to 49	50 to 99	100 to 249	250 to 499	500 to 999	1,000 or more										
<b>ANNE ARUNDEL—Con.</b>																								
<b>31-33 Manufacturing—Con.</b>																								
325	Chemical mfg .....	176	1 581	6 931	11	5	—	4	1	1	—	—	—	—	—	—								
3259	Other chemical product & preparation mfg .....	124	1 118	5 434	5	2	—	1	1	1	—	—	—	—	—									
32591	Printing ink mfg .....	(C)	(D)	(D)	3	—	—	1	1	1	—	—	—	—	—									
326	Plastics & rubber products mfg .....	559	4 512	19 566	7	2	—	1	1	1	1	1	1	—	—									
3261	Plastics product mfg .....	559	4 512	19 566	7	2	—	1	1	1	1	1	1	—	—									
32615	Foam product (exc polystyrene) mfg .....	(E)	(D)	(D)	2	1	—	—	—	—	—	—	1	—	—									
32619	Other plastics product mfg .....	(C)	(D)	(D)	4	1	—	1	1	—	—	1	—	—	—									
327	Nonmetallic mineral product mfg .....	485	4 208	17 030	19	5	2	6	4	1	1	—	—	—	—									
3272	Glass & glass product mfg .....	(C)	(D)	(D)	4	2	—	1	—	—	1	—	—	—	—									
32721	Glass & glass product mfg .....	(C)	(D)	(D)	4	2	—	1	—	—	1	—	—	—	—									
3273	Cement & concrete product mfg .....	(C)	(D)	(D)	9	2	—	3	4	—	—	—	—	—	—									
332	Fabricated metal product mfg .....	556	4 571	19 871	38	12	9	7	8	2	—	—	—	—	—									
3323	Architectural & structural metals mfg .....	146	1 272	6 106	10	4	1	3	1	1	—	—	—	—	—									
3327	Mach shops, turn prod, screw, nut, bolt mfg ....	331	2 718	11 227	21	7	6	1	6	1	—	—	—	—	—									
33271	Machine shops .....	(E)	(D)	(D)	20	6	6	1	6	1	—	—	—	—	—									
333	Machinery mfg .....	469	4 288	18 075	22	12	6	2	—	1	—	1	—	—	—									
3336	Engine, turbine & power transmsn equip mfg ...	(E)	(D)	(D)	4	3	—	—	—	—	—	1	—	—	—									
33361	Engine, turbine & power transmsn equip mfg .	(E)	(D)	(D)	4	3	—	—	—	—	—	1	—	—	—									
3339	Other general purpose machinery mfg .....	(C)	(D)	(D)	10	4	4	1	—	1	—	—	—	—	—									
33399	All other general purpose machinery mfg ....	(C)	(D)	(D)	4	1	2	—	—	1	—	—	—	—	—									
334	Computer & electronic product mfg .....	8 157	134 960	581 604	25	7	4	5	4	—	3	—	1	—	1									
3342	Communications equipment mfg .....	(F)	(D)	(D)	5	—	—	1	1	—	3	—	—	—	—									
33422	Radio, TV broadcast & wireless comm equip mfg .....	(F)	(D)	(D)	3	—	—	—	—	—	3	—	—	—	—									
3345	Nav, measuring, medical, control instruments mfg .....	(I)	(D)	(D)	8	2	2	—	2	—	—	—	1	—	1									
33451	Nav, measuring, medical, control instruments mfg .....	(I)	(D)	(D)	8	2	2	—	2	—	—	—	1	—	1									
335	Electrical equip, appliance & component mfg ....	(F)	(D)	(D)	3	1	—	—	—	—	1	—	—	—	—									
3353	Electrical equipment mfg .....	(E)	(D)	(D)	2	1	—	—	—	—	—	1	—	—	—									
33531	Electrical equipment mfg .....	(E)	(D)	(D)	2	1	—	—	—	—	—	1	—	—	—									
3359	Other electrical equipment & component mfg ...	(C)	(D)	(D)	1	—	—	—	—	—	1	—	—	—	—									
33592	Communication & energy wire & cable mfg ...	(C)	(D)	(D)	1	—	—	—	—	—	1	—	—	—	—									
336	Transportation equipment mfg .....	(C)	(D)	(D)	15	4	5	4	2	—	—	—	—	—	—									
3366	Ship & boat building .....	132	1 103	4 133	12	3	3	4	2	—	—	—	—	—	—									
33661	Ship & boat building .....	132	1 103	4 133	12	3	3	4	2	—	—	—	—	—	—									
337	Furniture & related product mfg .....	260	1 605	6 763	17	2	8	4	2	—	1	—	—	—	—									
3371	HH & institutional furniture & kitchen cabinet mfg .....	199	1 314	5 572	12	2	6	2	1	—	1	—	—	—	—									
33712	Household & institutional furniture mfg .....	168	1 127	4 657	6	—	2	2	1	—	1	—	—	—	—									
339	Miscellaneous mfg .....	370	2 899	12 242	42	21	9	6	5	1	—	—	—	—	—									
3391	Medical equipment & supplies mfg .....	174	1 507	7 538	18	9	4	2	2	1	—	—	—	—	—									
33911	Medical equipment & supplies mfg .....	174	1 507	7 538	18	9	4	2	2	1	—	—	—	—	—									
3399	Other miscellaneous mfg .....	196	1 392	4 704	24	12	5	4	3	—	—	—	—	—	—									
<b>42</b>	<b>Wholesale trade .....</b>	<b>10 528</b>	<b>125 535</b>	<b>506 977</b>	<b>621</b>	<b>344</b>	<b>111</b>	<b>67</b>	<b>55</b>	<b>20</b>	<b>17</b>	<b>6</b>	<b>1</b>	<b>—</b>	<b>—</b>									
421	Wholesale trade, durable goods .....	6 801	89 475	357 606	455	251	82	56	35	15	12	4	—	—	—									
4211	Motor vehicle, motor vehicle pt & supply whsle .	971	11 933	46 159	42	21	5	6	3	3	4	—	—	—	—									
42111	Automobile & other motor vehicle whsle .....	378	5 059	21 374	11	5	—	2	2	1	1	—	—	—	—									
421110	Automobile & other motor vehicle whsle ...	378	5 059	21 374	11	5	—	2	2	1	1	—	—	—	—									
42112	Motor vehicle supplies & new parts whsle .....	554	6 651	23 944	22	11	3	2	1	2	3	—	—	—	—									
421120	Motor vehicle supplies & new parts whsle ..	554	6 651	23 944	22	11	3	2	1	2	3	—	—	—	—									
4212	Furniture & home furnishing whsle .....	632	5 746	25 242	30	23	2	2	1	—	—	2	—	—	—									
42122	Home furnishing whsle .....	576	5 126	22 739	13	9	1	—	1	—	—	2	—	—	—									
421220	Home furnishing whsle .....	576	5 126	22 739	13	9	1	—	1	—	—	2	—	—	—									
4213	Lumber & other construction materials whsle ...	640	5 564	22 862	28	14	3	5	5	—	—	1	—	—	—									
42131	Lumber, plywood, millwork & wood panel whsle .....	470	3 637	15 668	8	2	1	3	1	—	—	1	—	—	—									
421310	Lumber, plywood, millwork & wood panel whsle .....	470	3 637	15 668	8	2	1	3	1	—	—	1	—	—	—									
42132	Brick & related construction material whsle ...	130	1 607	6 084	13	7	2	1	3	—	—	—	—	—	—									
421320	Brick & related construction material whsle .	130	1 607	6 084	13	7	2	1	3	—	—	—	—	—	—									
4214	Professional & commercial equip & supp whsle .	1 566	20 898	81 636	93	51	14	14	5	5	4	—	—	—	—									
42143	Computer & peripheral equip & software whsle .....	669	8 653	32 613	33	20	3	3	3	2	2	—	—	—	—									
421430	Computer & peripheral equip & software whsle .....	669	8 653	32 613	33	20	3	3	3	2	2	—	—	—	—									
42144	Other commercial equipment whsle .....	299	3 058	12 629	14	7	3	2	—	1	1	—	—	—	—									
421440	Other commercial equipment whsle .....	299	3 058	12 629	14	7	3	2	—	1	1	—	—	—	—									
42145	Medical, dental, hospital equip & supp whsle .	417	5 925	25 261	29	17	3	6	1	1	1	—	—	—	—									
421450	Medical, dental, hospital equip & supp whsle .....	417	5 925	25 261	29	17	3	6	1	1	1	—	—	—	—									
4215	Metal & mineral (except petroleum) whsle .....	321	7 836	37 535	15	7	2	1	2	2	1	—	—	—	—									
42151	Metal service centers & offices whsle .....	(E)	(D)	(D)	14	6	2	1	2	2	1	—	—	—	—									
4216	Electrical goods whsle .....	960	19 189	69 555	69	40	14	9	3	1	1	—	—	—	—									
42161	Elec equip, wiring supp, const material whsle .	137	1 547	6 588	17	9	2	5	1	—	—	—	—	—	—									
421610	Elec equip, wiring supp, const material whsle .....	137	1 547	6 588	17	9	2	5	1	—	—	—	—	—	—									
42162	Electric appliance, TV, radio set whsle .....	228	2 927	12 653	12	6	4	—	1	—	1	—	—	—	—									
421620	Electric appliance, TV, radio set whsle .....	228	2 927	12 653	12	6	4	—	1	—	1	—	—	—	—									
42169	Other electronic parts & equipment whsle ....	595	14 715	50 314	40	25	8	4	—	1	—	1	—	—	—									
421690	Other electronic parts & equipment whsle ...	595	14 715	50 314	40	25	8	4	—	1	—	1	—	—	—									

See footnotes at end of table.

**Table 6. Counties—Employees, Payroll, and Establishments by Industry: 2001—Con.**

[Excludes most government employees, railroad employees, and self-employed persons. Size class 1 to 4 includes establishments with payroll, but no employees, during mid-March pay period. (D) denotes figures withheld to avoid disclosing data for individual companies; the data are included in broader industry totals. Detailed industries with 100 or more employees are shown if industry was not a (D). For explanation of terms, abbreviations, and data reliability/comparability, see introductory text]

NAICS code	Industry	Number of employees for week including March 12	Payroll (\$1,000)		Total number of establishments	Number of establishments by employment-size class									
			First quarter	Annual		1 to 4	5 to 9	10 to 19	20 to 49	50 to 99	100 to 249	250 to 499	500 to 999	1,000 or more	
<b>ANNE ARUNDEL—Con.</b>															
<b>42 Wholesale trade—Con.</b>															
<b>421 Wholesale trade, durable goods—Con.</b>															
4217	Hardware, plumb & heating equip & sup whsle..	451	4 640	19 436	40	24	4	7	3	1	1	—	—	—	
42171	Hardware whsle .....	255	2 376	9 452	14	9	1	1	1	1	1	—	—	—	
421710	Hardware whsle .....	255	2 376	9 452	14	9	1	1	1	1	1	—	—	—	
42172	Plumbing & heating equipment & supplies whsle .....	126	1 434	6 100	15	8	1	5	1	—	—	—	—	—	
421720	Plumbing & heating equipment & supplies whsle .....	126	1 434	6 100	15	8	1	5	1	—	—	—	—	—	
4218	Machinery, equipment & supplies whsle .....	751	9 131	37 006	90	51	22	6	10	1	—	—	—	—	
42183	Industrial machinery & equipment whsle .....	424	5 589	22 830	44	24	10	5	4	1	—	—	—	—	
421830	Industrial machinery & equipment whsle ...	424	5 589	22 830	44	24	10	5	4	1	—	—	—	—	
42185	Service establishment equip & supplies whsle .....	151	1 533	6 566	21	11	7	—	3	—	—	—	—	—	
421850	Service establishment equip & supplies whsle .....	151	1 533	6 566	21	11	7	—	3	—	—	—	—	—	
4219	Miscellaneous durable goods whsle .....	509	4 538	18 175	48	20	16	6	3	2	1	—	—	—	
42191	Sporting & recreational goods & supply whsle .....	119	1 077	4 462	14	5	5	2	2	—	—	—	—	—	
421910	Sporting & recreational goods & supply whsle .....	119	1 077	4 462	14	5	5	2	2	—	—	—	—	—	
42199	Other miscellaneous durable goods whsle ...	250	2 276	7 798	19	9	5	2	1	1	1	—	—	—	
421990	Other miscellaneous durable goods whsle .	250	2 276	7 798	19	9	5	2	1	1	1	—	—	—	
422	Wholesale trade, nondurable goods .....	3 727	36 060	149 371	166	93	29	11	20	5	5	2	1	—	
4221	Paper & paper product whsle .....	482	4 390	17 669	19	9	4	—	5	—	—	1	—	—	
42212	Stationery & office supplies whsle .....	433	3 841	14 802	11	3	3	—	4	—	—	1	—	—	
422120	Stationery & office supplies whsle .....	433	3 841	14 802	11	3	3	—	4	—	—	1	—	—	
4224	Grocery & related product whsle .....	1 788	16 869	72 171	46	21	5	5	9	2	3	—	1	—	
42241	General line grocery whsle .....	(F)	(D)	(D)	5	2	—	—	1	1	—	—	1	—	
42242	Packaged frozen food whsle .....	139	1 319	5 763	8	2	2	1	3	—	—	—	—	—	
422420	Packaged frozen food whsle .....	139	1 319	5 763	8	2	2	1	3	—	—	—	—	—	
42248	Fresh fruit & vegetable whsle .....	389	2 009	10 833	10	3	1	2	2	—	—	—	—	—	
422480	Fresh fruit & vegetable whsle .....	389	2 009	10 833	10	3	1	2	2	—	—	—	—	—	
42249	Other grocery & related products whsle .....	446	4 300	18 133	16	7	2	2	3	1	1	—	—	—	
422490	Other grocery & related products whsle ....	446	4 300	18 133	16	7	2	2	3	1	1	—	—	—	
4226	Chemical & allied products whsle .....	109	1 294	5 015	17	9	6	1	1	—	—	—	—	—	
4228	Beer, wine, distilled alcoholic beverage whsle ..	619	7 225	28 464	11	6	—	1	1	2	—	1	—	—	
42281	Beer & ale whsle .....	(C)	(D)	(D)	4	1	—	—	1	2	—	—	—	—	
42282	Wine & distilled alcoholic beverage whsle ....	(E)	(D)	(D)	7	5	—	1	—	—	—	1	—	—	
4229	Miscellaneous nondurable goods whsle .....	526	4 476	18 291	45	28	10	4	1	—	2	—	—	—	
42291	Farm supplies whsle .....	(C)	(D)	(D)	2	1	—	—	—	—	1	—	—	—	
42292	Book, periodical & newspaper whsle .....	(C)	(D)	(D)	4	2	1	—	—	—	1	—	—	—	
<b>44-45</b>	<b>Retail trade .....</b>	<b>30 001</b>	<b>154 569</b>	<b>657 066</b>	<b>1 939</b>	<b>736</b>	<b>516</b>	<b>390</b>	<b>170</b>	<b>62</b>	<b>57</b>	<b>8</b>	<b>—</b>	<b>—</b>	
441	Motor vehicle & parts dealers .....	3 671	31 166	141 639	211	70	54	42	22	14	9	—	—	—	
4411	Automobile dealers .....	2 340	22 246	98 513	68	19	17	4	6	13	9	—	—	—	
44111	New car dealers .....	2 176	21 043	93 549	39	6	4	2	5	13	9	—	—	—	
441110	New car dealers .....	2 176	21 043	93 549	39	6	4	2	5	13	9	—	—	—	
44112	Used car dealers .....	164	1 203	4 964	29	13	13	2	1	—	—	—	—	—	
441120	Used car dealers .....	164	1 203	4 964	29	13	13	2	1	—	—	—	—	—	
4412	Other motor vehicle dealers .....	526	4 171	23 294	67	28	16	18	5	—	—	—	—	—	
44122	Motorcycle & boat & other MV dealers .....	481	3 909	21 928	64	27	16	17	4	—	—	—	—	—	
441222	Boat dealers .....	398	2 848	15 922	52	21	14	14	3	—	—	—	—	—	
4413	Automotive parts, accessories & tire stores .....	805	4 749	19 832	76	23	21	20	11	1	—	—	—	—	
44131	Automotive parts, accessories & tire stores ...	507	2 610	10 880	48	17	12	11	7	1	—	—	—	—	
441310	Automotive parts, accessories & tire stores .	507	2 610	10 880	48	17	12	11	7	1	—	—	—	—	
44132	Tire dealers .....	298	2 139	8 952	28	6	9	9	4	—	—	—	—	—	
441320	Tire dealers .....	298	2 139	8 952	28	6	9	9	4	—	—	—	—	—	
442	Furniture & home furnishing stores .....	1 491	7 295	28 537	136	61	30	29	11	4	1	—	—	—	
4421	Furniture stores .....	498	3 926	15 053	46	22	10	8	4	2	—	—	—	—	
44211	Furniture stores .....	498	3 926	15 053	46	22	10	8	4	2	—	—	—	—	
442110	Furniture stores .....	498	3 926	15 053	46	22	10	8	4	2	—	—	—	—	
4422	Home furnishings stores .....	993	3 369	13 484	90	39	20	21	7	2	1	—	—	—	
44221	Floor covering stores .....	227	1 437	6 099	42	24	11	6	1	—	—	—	—	—	
442210	Floor covering stores .....	227	1 437	6 099	42	24	11	6	1	—	—	—	—	—	
44229	Other home furnishings stores .....	766	1 932	7 385	48	15	9	15	6	2	1	—	—	—	
442299	All other home furnishings stores .....	743	1 839	7 014	42	12	7	14	6	2	1	—	—	—	
443	Electronics & appliance stores .....	1 159	10 112	40 432	81	37	24	9	4	3	4	—	—	—	
4431	Electronics & appliance stores .....	1 159	10 112	40 432	81	37	24	9	4	3	4	—	—	—	
44311	Appliance, TV & all other electronics stores ..	(F)	(D)	(D)	43	21	9	6	2	2	3	—	—	—	
443112	Radio, television & other electronics stores .	664	4 933	19 809	31	14	7	4	1	2	3	—	—	—	
44312	Computer & software stores .....	368	4 404	17 537	32	16	12	—	2	1	1	—	—	—	
443120	Computer & software stores .....	368	4 404	17 537	32	16	12	—	2	1	1	—	—	—	
444	Bldg material & garden equip & supp dealers .....	2 299	14 350	63 315	134	57	34	19	15	5	2	—	—	—	
4441	Building material & supplies dealers .....	1 855	12 387	53 931	103	42	28	13	12	5	1	2	—	—	
44411	Home centers .....	(F)	(D)	(D)	7	4	—	—	—	—	1	2	—	—	
44413	Hardware stores .....	216	795	3 577	20	11	2	4	2	1	—	—	—	—	
444130	Hardware stores .....	216	795	3 577	20	11	2	4	2	1	—	—	—	—	
44419	Other building material dealers .....	834	6 986	30 135	64	22	20	9	9	4	—	—	—	—	
444190	Other building material dealers .....	834	6 986	30 135	64	22	20	9	9	4	—	—	—	—	
4442	Lawn & garden equip & supplies stores .....	444	1 963	9 384	31	15	6	6	3	—	1	—	—	—	
44422	Nursery & garden centers .....	437	1 937	9 274	28	12	6	6	3	—	1	—	—	—	
444220	Nursery & garden centers .....	437	1 937	9 274	28	12	6	6	3	—	1	—	—	—	

See footnotes at end of table.

**Table 6. Counties—Employees, Payroll, and Establishments by Industry: 2001—Con.**

[Excludes most government employees, railroad employees, and self-employed persons. Size class 1 to 4 includes establishments with payroll, but no employees, during mid-March pay period. (D) denotes figures withheld to avoid disclosing data for individual companies; the data are included in broader industry totals. Detailed industries with 100 or more employees are shown if industry was not a (D). For explanation of terms, abbreviations, and data reliability/comparability, see introductory text]

NAICS code	Industry	Number of employees for week including March 12	Payroll (\$1,000)		Total number of establishments	Number of establishments by employment-size class									
			First quarter	Annual		1 to 4	5 to 9	10 to 19	20 to 49	50 to 99	100 to 249	250 to 499	500 to 999	1,000 or more	
<b>ANNE ARUNDEL—Con.</b>															
<b>44-45 Retail trade—Con.</b>															
445	Food & beverage stores .....	5 990	29 519	120 915	293	109	66	56	26	17	19	—	—	—	
4451	Grocery stores .....	5 100	25 710	104 106	159	42	32	31	18	17	19	—	—	—	
44511	Grocery (except convenience) stores .....	4 295	23 166	93 267	82	22	11	6	7	17	19	—	—	—	
445110	Grocery (except convenience) stores .....	4 295	23 166	93 267	82	22	11	6	7	17	19	—	—	—	
44512	Convenience stores .....	805	2 544	10 839	77	20	21	25	11	—	—	—	—	—	
445120	Convenience stores .....	805	2 544	10 839	77	20	21	25	11	—	—	—	—	—	
4452	Specialty food stores .....	331	1 354	6 200	51	27	16	4	4	—	—	—	—	—	
44522	Fish & seafood markets .....	154	762	3 480	10	3	2	1	4	—	—	—	—	—	
445220	Fish & seafood markets .....	154	762	3 480	10	3	2	1	4	—	—	—	—	—	
44529	Other specialty food stores .....	111	312	1 396	29	19	8	2	—	—	—	—	—	—	
4453	Beer, wine & liquor stores .....	559	2 455	10 609	83	40	18	21	4	—	—	—	—	—	
44531	Beer, wine & liquor stores .....	559	2 455	10 609	83	40	18	21	4	—	—	—	—	—	
445310	Beer, wine & liquor stores .....	559	2 455	10 609	83	40	18	21	4	—	—	—	—	—	
446	Health & personal care stores .....	1 386	6 684	31 080	139	60	35	25	17	1	1	—	—	—	
4461	Health & personal care stores .....	1 386	6 684	31 080	139	60	35	25	17	1	1	—	—	—	
44611	Pharmacies & drug stores .....	806	4 001	17 686	45	9	7	17	10	1	1	—	—	—	
446110	Pharmacies & drug stores .....	806	4 001	17 686	45	9	7	17	10	1	1	—	—	—	
44612	Cosmetics, beauty supplies & perfume stores .....	158	457	2 009	25	16	4	2	3	—	—	—	—	—	
446120	Cosmetics, beauty supplies & perfume stores .....	158	457	2 009	25	16	4	2	3	—	—	—	—	—	
44613	Optical goods stores .....	218	1 158	4 416	39	20	13	5	1	—	—	—	—	—	
446130	Optical goods stores .....	218	1 158	4 416	39	20	13	5	1	—	—	—	—	—	
44619	Other health & personal care stores .....	204	1 068	6 969	30	15	11	1	3	—	—	—	—	—	
446191	Food (health) supplement stores .....	105	206	897	20	9	9	1	1	—	—	—	—	—	
447	Gasoline stations .....	1 195	4 538	19 253	146	52	51	35	7	—	1	—	—	—	
4471	Gasoline stations .....	1 195	4 538	19 253	146	52	51	35	7	—	1	—	—	—	
44711	Gasoline stations with convenience stores .....	455	1 545	6 726	57	18	18	20	1	—	—	—	—	—	
447110	Gasoline stations with convenience stores .....	455	1 545	6 726	57	18	18	20	1	—	—	—	—	—	
44719	Other gasoline stations .....	740	2 993	12 527	89	34	33	15	6	—	1	—	—	—	
447190	Other gasoline stations .....	740	2 993	12 527	89	34	33	15	6	—	1	—	—	—	
448	Clothing & clothing accessories stores .....	3 567	13 144	53 162	309	92	109	76	26	4	1	1	—	—	
4481	Clothing stores .....	2 663	9 139	37 235	180	51	52	46	25	4	1	1	—	—	
44811	Men's clothing stores .....	165	677	3 011	28	13	9	6	—	—	—	—	—	—	
448110	Men's clothing stores .....	165	677	3 011	28	13	9	6	—	—	—	—	—	—	
44812	Women's clothing stores .....	656	2 015	8 155	63	18	15	23	7	—	—	—	—	—	
448120	Women's clothing stores .....	656	2 015	8 155	63	18	15	23	7	—	—	—	—	—	
44813	Children's & infants' clothing stores .....	138	499	2 385	11	1	4	5	1	—	—	—	—	—	
448130	Children's & infants' clothing stores .....	138	499	2 385	11	1	4	5	1	—	—	—	—	—	
44814	Family clothing stores .....	1 321	4 500	18 120	42	8	8	10	11	3	1	1	—	—	
448140	Family clothing stores .....	1 321	4 500	18 120	42	8	8	10	11	3	1	1	—	—	
44815	Clothing accessories stores .....	100	402	1 494	16	5	9	—	2	—	—	—	—	—	
448150	Clothing accessories stores .....	100	402	1 494	16	5	9	—	2	—	—	—	—	—	
44819	Other clothing stores .....	283	1 046	4 070	20	6	7	2	4	1	—	—	—	—	
448190	Other clothing stores .....	283	1 046	4 070	20	6	7	2	4	1	—	—	—	—	
4482	Shoe stores .....	458	1 561	6 355	64	22	26	16	—	—	—	—	—	—	
44821	Shoe stores .....	458	1 561	6 355	64	22	26	16	—	—	—	—	—	—	
448210	Shoe stores .....	458	1 561	6 355	64	22	26	16	—	—	—	—	—	—	
4483	Jewelry, luggage & leather goods stores .....	446	2 444	9 572	65	19	31	14	1	—	—	—	—	—	
44831	Jewelry stores .....	402	2 284	9 003	57	16	27	13	1	—	—	—	—	—	
448310	Jewelry stores .....	402	2 284	9 003	57	16	27	13	1	—	—	—	—	—	
451	Sporting goods, hobby, book & music stores .....	1 732	5 827	24 517	136	46	38	31	12	8	1	—	—	—	
4511	Sporting goods, hobby, musical instrument stores .....	1 312	4 529	19 692	98	34	24	24	8	7	1	—	—	—	
45111	Sporting goods stores .....	600	2 210	9 763	54	25	11	11	4	3	—	—	—	—	
451110	Sporting goods stores .....	600	2 210	9 763	54	25	11	11	4	3	—	—	—	—	
45112	Hobby, toy & game stores .....	558	1 783	7 800	28	6	9	5	3	4	1	—	—	—	
451120	Hobby, toy & game stores .....	558	1 783	7 800	28	6	9	5	3	4	1	—	—	—	
45113	Sewing, needlework & piece goods stores .....	116	332	1 349	10	2	—	7	1	—	—	—	—	—	
451130	Sewing, needlework & piece goods stores .....	116	332	1 349	10	2	—	7	1	—	—	—	—	—	
4512	Book, periodical & music stores .....	420	1 298	4 825	38	12	14	7	4	1	—	—	—	—	
45121	Book stores & news dealers .....	222	701	2 816	20	7	5	6	1	—	—	—	—	—	
45122	Prerecorded tape, CD & record stores .....	198	597	2 009	18	5	9	1	3	—	—	—	—	—	
451220	Prerecorded tape, CD & record stores .....	198	597	2 009	18	5	9	1	3	—	—	—	—	—	
452	General merchandise stores .....	5 004	20 192	85 759	59	6	11	13	3	4	17	5	—	—	
4521	Department stores .....	3 988	15 399	64 574	23	1	—	—	—	4	13	5	—	—	
45211	Department stores .....	3 988	15 399	64 574	23	1	—	—	—	4	13	5	—	—	
452110	Department stores .....	3 988	15 399	64 574	23	1	—	—	—	4	13	5	—	—	
4529	Other general merchandise stores .....	1 016	4 793	21 185	36	5	11	13	3	—	4	—	—	—	
45291	Warehouse clubs & superstores .....	710	3 804	16 983	5	—	—	—	1	—	4	—	—	—	
452910	Warehouse clubs & superstores .....	710	3 804	16 983	5	—	—	—	1	—	4	—	—	—	
45299	All other general merchandise stores .....	306	989	4 202	31	5	11	13	2	—	—	—	—	—	
452990	All other general merchandise stores .....	306	989	4 202	31	5	11	13	2	—	—	—	—	—	
453	Miscellaneous store retailers .....	1 945	7 094	29 864	222	99	53	47	21	2	—	—	—	—	
4531	Florists .....	256	806	3 436	43	20	14	7	2	—	—	—	—	—	
45311	Florists .....	256	806	3 436	43	20	14	7	2	—	—	—	—	—	
453110	Florists .....	256	806	3 436	43	20	14	7	2	—	—	—	—	—	
4532	Office supplies, stationery & gift stores .....	801	2 608	10 700	77	25	19	25	7	1	—	—	—	—	
45321	Office supplies & stationery stores .....	163	995	4 002	11	4	2	1	4	—	—	—	—	—	
453210	Office supplies & stationery stores .....	163	995	4 002	11	4	2	1	4	—	—	—	—	—	
45322	Gift, novelty & souvenir stores .....	638	1 613	6 698	66	21	17	24	3	1	—	—	—	—	
453220	Gift, novelty & souvenir stores .....	638	1 613	6 698	66	21	17	24	3	1	—	—	—	—	
4533	Used merchandise stores .....	211	803	3 032	21	10	3	5	3	—	—	—	—	—	
45331	Used merchandise stores .....	211	803	3 032	21	10	3	5	3	—	—	—	—	—	
453310	Used merchandise stores .....	211	803	3 032	21	10	3	5	3	—	—	—	—	—	

See footnotes at end of table.



**Table 6. Counties—Employees, Payroll, and Establishments by Industry: 2001—Con.**

[Excludes most government employees, railroad employees, and self-employed persons. Size class 1 to 4 includes establishments with payroll, but no employees, during mid-March pay period. (D) denotes figures withheld to avoid disclosing data for individual companies; the data are included in broader industry totals. Detailed industries with 100 or more employees are shown if industry was not a (D). For explanation of terms, abbreviations, and data reliability/comparability, see introductory text]

NAICS code	Industry	Number of employees for week including March 12	Payroll (\$1,000)		Total number of establishments	Number of establishments by employment-size class																				
			First quarter	Annual		1 to 4	5 to 9	10 to 19	20 to 49	50 to 99	100 to 249	250 to 499	500 to 999	1,000 or more												
<b>ANNE ARUNDEL—Con.</b>																										
<b>51 Information—Con.</b>																										
513	Broadcasting & telecommunications	2 544	36 856	141 375	96	43	13	20	8	3	7	2	—	—												
5132	Cable networks & program distribution	487	5 455	19 864	8	2	2	—	1	—	3	—	—													
51322	Cable & other program distribution	487	5 455	19 864	8	2	2	—	1	—	3	—	—													
513220	Cable & other program distribution	487	5 455	19 864	8	2	2	—	1	—	3	—	—													
5133	Telecommunications	2 006	31 188	120 703	83	39	11	17	7	3	4	2	—													
51331	Wired telecommunications carriers	1 281	19 073	75 742	51	24	6	11	5	1	2	2	—													
513310	Wired telecommunications carriers	1 281	19 073	75 742	51	24	6	11	5	1	2	2	—													
51332	Wireless telecom carriers (exc satellite)	592	10 159	37 101	26	12	5	5	1	1	2	—	—													
513322	Cellular & other wireless telecommunications	567	10 028	36 586	21	9	4	4	1	1	2	—	—													
51333	Telecommunications resellers	(C)	(D)	(D)	4	1	—	1	1	1	—	—	—													
514	Information & data processing services	1 077	24 787	82 008	38	25	5	2	3	1	1	—	1													
5142	Data processing services	1 010	24 030	78 638	21	12	3	1	2	1	1	—	1													
51421	Data processing services	1 010	24 030	78 638	21	12	3	1	2	1	1	—	1													
514210	Data processing services	1 010	24 030	78 638	21	12	3	1	2	1	1	—	1													
<b>52</b>	<b>Finance &amp; insurance</b>	<b>6 979</b>	<b>73 512</b>	<b>292 589</b>	<b>640</b>	<b>328</b>	<b>163</b>	<b>90</b>	<b>39</b>	<b>11</b>	<b>5</b>	<b>4</b>	—													
522	Credit intermediation & related activities	4 856	41 022	177 000	329	103	114	73	28	5	2	4	—													
5221	Depository credit intermediation	3 123	23 564	98 373	200	34	79	58	24	3	—	2	—													
52211	Commercial banking	2 396	18 423	75 360	154	25	59	48	18	3	—	1	—													
522110	Commercial banking	2 396	18 423	75 360	154	25	59	48	18	3	—	1	—													
52212	Savings institutions	224	1 544	7 308	25	3	17	4	1	—	—	—	—													
522120	Savings institutions	224	1 544	7 308	25	3	17	4	1	—	—	—	—													
52213	Credit unions	503	3 597	15 705	21	6	3	6	5	—	—	1	—													
522130	Credit unions	503	3 597	15 705	21	6	3	6	5	—	—	1	—													
5222	Nondepository credit intermediation	1 296	10 937	46 893	94	46	28	13	4	—	1	2	—													
52221	Credit card issuing	(E)	(D)	(D)	1	—	—	—	—	—	—	1	—													
52222	Sales financing	(C)	(D)	(D)	10	4	3	1	2	—	—	—	—													
52229	Other nondepository credit intermediation	905	8 343	35 413	83	42	25	12	2	—	1	1	—													
522291	Consumer lending	205	1 494	6 525	19	9	9	—	—	—	1	—	—													
522292	Real estate credit	660	6 524	27 368	52	26	11	12	2	—	—	1	—													
5223	Activities related to credit intermediation	437	6 521	31 734	35	23	7	2	—	2	1	—	—													
52231	Mortgage & nonmortgage brokers	(C)	(D)	(D)	26	16	7	2	—	1	—	—	—													
52232	Financial clearinghouse & reserve activities	(E)	(D)	(D)	3	1	—	—	—	1	1	—	—													
523	Security, commodity contracts & like activity	832	16 908	56 212	87	63	11	6	4	1	2	—	—													
5231	Securities & commodity contracts intermed & brokerage	284	10 682	33 358	35	20	7	4	4	—	—	—	—													
52312	Securities brokerage	237	10 129	31 012	27	17	4	2	4	—	—	—	—													
523120	Securities brokerage	237	10 129	31 012	27	17	4	2	4	—	—	—	—													
5239	Other financial investment activities	548	6 226	22 854	52	43	4	2	—	1	2	—	—													
52392	Portfolio management	108	1 252	4 816	18	16	1	—	—	1	—	—	—													
523920	Portfolio management	108	1 252	4 816	18	16	1	—	—	1	—	—	—													
52393	Investment advice	423	4 846	17 473	26	20	2	2	—	—	2	—	—													
523930	Investment advice	423	4 846	17 473	26	20	2	2	—	—	2	—	—													
524	Insurance carriers & related activities	1 229	15 152	57 794	219	161	36	11	5	5	1	—	—													
5241	Insurance carriers	567	8 792	30 939	45	22	13	4	1	4	1	—	—													
52411	Direct life, health, medical insurance carriers	279	4 858	15 654	15	8	3	1	—	2	1	—	—													
52412	Other direct insurance carriers	288	3 934	15 285	30	14	10	3	1	2	—	—	—													
524126	Direct property & casualty insurance carriers	270	3 826	14 755	26	12	8	3	1	2	—	—	—													
5242	Agencies & other insurance related activities	662	6 360	26 855	174	139	23	7	4	1	—	—	—													
52421	Insurance agencies & brokerages	528	5 124	22 389	161	133	19	6	3	—	—	—	—													
524210	Insurance agencies & brokerages	528	5 124	22 389	161	133	19	6	3	—	—	—	—													
52429	Other insurance related activities	134	1 236	4 466	13	6	4	1	1	—	—	—	—													
<b>53</b>	<b>Real estate &amp; rental &amp; leasing</b>	<b>4 587</b>	<b>31 503</b>	<b>133 031</b>	<b>475</b>	<b>298</b>	<b>94</b>	<b>49</b>	<b>15</b>	<b>9</b>	<b>8</b>	<b>1</b>	<b>1</b>													
531	Real estate	2 305	16 639	68 430	369	259	70	22	10	3	4	1	—													
5311	Lessors of real estate	676	3 812	17 781	104	78	12	6	6	—	2	—	—													
53111	Lessors of residential buildings & dwellings	292	1 356	5 966	36	20	9	5	1	—	1	—	—													
531110	Lessors of residential buildings & dwellings	292	1 356	5 966	36	20	9	5	1	—	1	—	—													
53112	Lessors of nonres bldg (exc miniwarehouses)	245	1 402	6 513	34	28	2	—	3	—	1	—	—													
531120	Lessors of nonres bldg (exc miniwarehouses)	245	1 402	6 513	34	28	2	—	3	—	1	—	—													
5312	Offices of real estate agents & brokers	467	3 557	14 724	133	95	29	8	1	—	—	—	—													
53121	Offices of real estate agents & brokers	467	3 557	14 724	133	95	29	8	1	—	—	—	—													
531210	Offices of real estate agents & brokers	467	3 557	14 724	133	95	29	8	1	—	—	—	—													
5313	Activities related to real estate	1 162	9 270	35 925	132	86	29	8	3	3	2	1	—													
53131	Real estate property managers	1 027	8 097	30 148	78	42	21	6	3	3	2	1	—													
531311	Residential property managers	774	6 343	22 937	52	29	15	2	2	1	2	1	—													
531312	Nonresidential property managers	253	1 754	7 211	26	13	6	4	1	2	—	—	—													
532	Rental & leasing services	2 015	12 841	54 942	100	37	24	26	5	4	3	—	1													
5321	Automotive equipment rental & leasing	1 194	6 854	28 570	21	10	2	1	1	4	2	—	1													
53211	Passenger car rental & leasing	1 148	6 471	27 069	17	8	2	—	—	4	2	—	1													
532111	Passenger car rental	1 137	6 358	26 582	13	4	2	—	—	4	2	—	1													
5322	Consumer goods rental	374	1 426	6 938	42	14	9	18	1	—	—	—	—													
53223	Video tape & disc rental	228	540	2 486	21	5	4	11	1	—	—	—	—													
532230	Video tape & disc rental	228	540	2 486	21	5	4	11	1	—	—	—	—													
5324	Commercial, industrial equip rental & leasing	381	4 137	17 376	25	10	5	6	3	—	1	—	—													
53249	Oth commercial, industrial equip rental, lease	282	3 060	13 474	13	5	2	3	2	—	1	—	—													
532490	Oth commercial, industrial equip rental, lease	282	3 060	13 474	13	5	2	3	2	—	1	—	—													

See footnotes at end of table.



**Table 6. Counties—Employees, Payroll, and Establishments by Industry: 2001—Con.**

[Excludes most government employees, railroad employees, and self-employed persons. Size class 1 to 4 includes establishments with payroll, but no employees, during mid-March pay period. (D) denotes figures withheld to avoid disclosing data for individual companies; the data are included in broader industry totals. Detailed industries with 100 or more employees are shown if industry was not a (D). For explanation of terms, abbreviations, and data reliability/comparability, see introductory text]

NAICS code	Industry	Number of employees for week including March 12	Payroll (\$1,000)		Total number of establishments	Number of establishments by employment-size class									
			First quarter	Annual		1 to 4	5 to 9	10 to 19	20 to 49	50 to 99	100 to 249	250 to 499	500 to 999	1,000 or more	
<b>ANNE ARUNDEL—Con.</b>															
<b>53 Real estate &amp; rental &amp; leasing—Con.</b>															
533	Lessors of other nonfinancial intangible asset . . . .	267	2 023	9 659	6	2	—	1	—	2	1	—	—	—	
5331	Lessors of other nonfinancial intangible asset . . .	267	2 023	9 659	6	2	—	1	—	2	1	—	—	—	
53311	Lessors of other nonfinancial intangible asset . . .	267	2 023	9 659	6	2	—	1	—	2	1	—	—	—	
533110	Lessors of other nonfinancial intangible asset . . . .	267	2 023	9 659	6	2	—	1	—	2	1	—	—	—	
<b>54 Professional, scientific &amp; technical services</b>															
		<b>16 023</b>	<b>196 672</b>	<b>814 322</b>	<b>1 656</b>	<b>1 138</b>	<b>248</b>	<b>138</b>	<b>77</b>	<b>33</b>	<b>11</b>	<b>9</b>	<b>1</b>	<b>1</b>	
541	Professional, scientific & technical services . . . . .	16 023	196 672	814 322	1 656	1 138	248	138	77	33	11	9	1	1	
5411	Legal services . . . . .	1 313	12 489	56 858	295	200	66	21	7	1	—	—	—	—	
54111	Offices of lawyers . . . . .	932	9 562	42 979	240	177	42	16	5	—	—	—	—	—	
541110	Offices of lawyers . . . . .	932	9 562	42 979	240	177	42	16	5	—	—	—	—	—	
54119	Other legal services . . . . .	381	2 927	13 879	55	23	24	5	2	1	—	—	—	—	
5412	Accounting, tax prep, bookkeep, payroll services . . . . .	1 041	5 085	22 927	186	139	30	8	7	1	—	1	—	—	
54121	Accounting, tax prep, bookkeep, payroll services . . . . .	1 041	5 085	22 927	186	139	30	8	7	1	—	1	—	—	
541211	Offices of certified public accountants . . . . .	379	2 873	12 774	103	77	21	1	4	—	—	—	—	—	
541213	Tax preparation services . . . . .	406	950	3 206	29	19	3	4	2	—	—	1	—	—	
541219	Other accounting services . . . . .	159	755	3 009	51	41	6	3	1	—	—	—	—	—	
5413	Architectural, engineering & related services . . . .	2 840	31 661	134 302	257	154	48	24	22	6	2	—	1	—	
54131	Architectural services . . . . .	249	2 826	13 303	52	35	12	3	2	—	—	—	—	—	
541310	Architectural services . . . . .	249	2 826	13 303	52	35	12	3	2	—	—	—	—	—	
54133	Engineering services . . . . .	2 120	24 633	102 556	147	82	21	19	18	5	1	—	1	—	
541330	Engineering services . . . . .	2 120	24 633	102 556	147	82	21	19	18	5	1	—	1	—	
54137	Surveying, mapping (exc geophysical) services . . . . .	129	1 241	5 053	18	10	6	1	—	1	—	—	—	—	
541370	Surveying, mapping (exc geophysical) services . . . . .	129	1 241	5 053	18	10	6	1	—	1	—	—	—	—	
54138	Testing laboratories . . . . .	250	2 375	10 270	10	2	5	1	1	—	1	—	—	—	
541380	Testing laboratories . . . . .	250	2 375	10 270	10	2	5	1	1	—	1	—	—	—	
5414	Specialized design services . . . . .	311	2 380	11 089	75	61	9	2	2	1	—	—	—	—	
54143	Graphic design services . . . . .	210	1 460	6 912	44	38	3	—	2	1	—	—	—	—	
541430	Graphic design services . . . . .	210	1 460	6 912	44	38	3	—	2	1	—	—	—	—	
5415	Computer systems design & related services . . . .	4 559	72 305	285 127	293	194	31	28	19	11	5	5	—	—	
54151	Computer systems design & related services . . . .	4 559	72 305	285 127	293	194	31	28	19	11	5	5	—	—	
541511	Custom computer programming services . . . . .	1 162	19 719	76 463	107	64	15	14	7	6	1	—	—	—	
541512	Computer systems design services . . . . .	3 122	48 487	173 334	123	80	11	9	9	5	4	5	—	—	
5416	Management, sci & tech consulting services . . . .	2 157	28 489	120 585	313	251	19	6	7	6	2	—	—	—	
54161	Management consulting services . . . . .	1 323	19 273	82 117	252	208	22	12	4	4	1	1	—	—	
541611	Admin & gen management consulting services . . . . .	773	13 141	58 500	115	95	8	6	2	3	—	1	—	—	
541612	Human res & exec search consulting services . . . . .	191	1 877	7 909	44	34	7	1	1	1	—	—	—	—	
541613	Marketing consulting services . . . . .	271	3 168	10 890	65	55	7	2	—	—	1	—	—	—	
54162	Environmental consulting services . . . . .	628	6 069	24 013	22	8	5	4	3	—	1	1	—	—	
541620	Environmental consulting services . . . . .	628	6 069	24 013	22	8	5	4	3	—	1	1	—	—	
54169	Oth scientific & technical consulting services . . . .	206	3 147	14 455	39	35	2	—	—	2	—	—	—	—	
541690	Oth scientific & technical consulting services . . . .	206	3 147	14 455	39	35	2	—	—	2	—	—	—	—	
5417	Scientific R&D services . . . . .	1 961	29 603	121 253	42	22	6	7	3	2	—	1	—	1	
54171	R&D in physical, engineering & life sciences . . .	(G)	(D)	(D)	39	22	4	6	3	2	—	1	—	1	
5418	Advertising & related services . . . . .	664	6 040	25 707	81	49	15	12	3	1	1	—	—	—	
54181	Advertising agencies . . . . .	155	1 695	7 387	23	14	3	5	1	—	—	—	—	—	
541810	Advertising agencies . . . . .	155	1 695	7 387	23	14	3	5	1	—	—	—	—	—	
54185	Display advertising . . . . .	(C)	(D)	(D)	3	2	—	—	—	—	1	—	—	—	
54189	Other services related to advertising . . . . .	183	2 077	8 424	25	14	6	4	—	1	—	—	—	—	
541890	Other services related to advertising . . . . .	183	2 077	8 424	25	14	6	4	—	1	—	—	—	—	
5419	Oth professional, scientific, technical services . . .	1 177	8 620	36 474	114	68	14	20	7	4	1	—	—	—	
54191	Marketing research & public opinion polling . . . . .	106	870	2 472	6	4	—	—	1	1	—	—	—	—	
541910	Marketing research & public opinion polling . . . . .	106	870	2 472	6	4	—	—	1	1	—	—	—	—	
54192	Photographic services . . . . .	110	372	1 829	26	19	3	4	—	—	—	—	—	—	
541921	Photography studios, portrait . . . . .	104	331	1 608	21	14	3	4	—	—	—	—	—	—	
54194	Veterinary services . . . . .	602	3 870	17 359	40	10	9	14	5	2	—	—	—	—	
541940	Veterinary services . . . . .	602	3 870	17 359	40	10	9	14	5	2	—	—	—	—	
54199	All oth prof, scientific & technical services . . . .	307	3 076	13 320	36	31	2	1	—	1	1	—	—	—	
541990	All oth prof, scientific & technical services . . . .	307	3 076	13 320	36	31	2	1	—	1	1	—	—	—	
<b>55 Management of companies &amp; enterprises</b>															
		<b>8 515</b>	<b>88 573</b>	<b>522 666</b>	<b>78</b>	<b>23</b>	<b>18</b>	<b>11</b>	<b>12</b>	<b>5</b>	<b>5</b>	<b>1</b>	<b>2</b>	<b>1</b>	
551	Management of companies & enterprises . . . . .	8 515	88 573	522 666	78	23	18	11	12	5	5	1	2	1	
5511	Management of companies & enterprises . . . . .	8 515	88 573	522 666	78	23	18	11	12	5	5	1	2	1	
55111	Management of companies & enterprises . . . . .	8 515	88 573	522 666	78	23	18	11	12	5	5	1	2	1	
551112	Offices of other holding companies . . . . .	390	7 766	29 584	10	1	3	2	2	1	1	—	—	—	
551114	Corp, subsidiary & regional managing offices . . . . .	8 125	80 807	493 082	68	22	15	9	10	4	4	1	2	1	
<b>56 Admin, support, waste mgt, remediation services</b>															
		<b>15 957</b>	<b>91 699</b>	<b>381 027</b>	<b>751</b>	<b>418</b>	<b>115</b>	<b>94</b>	<b>69</b>	<b>26</b>	<b>17</b>	<b>8</b>	<b>3</b>	<b>1</b>	
561	Administrative & support services . . . . .	15 513	88 481	364 595	713	401	105	91	64	23	17	8	3	1	
5611	Office administrative services . . . . .	1 008	7 545	30 055	83	51	13	9	7	1	2	—	—	—	
56111	Office administrative services . . . . .	1 008	7 545	30 055	83	51	13	9	7	1	2	—	—	—	
561110	Office administrative services . . . . .	1 008	7 545	30 055	83	51	13	9	7	1	2	—	—	—	
5613	Employment services . . . . .	6 337	43 585	169 998	65	23	5	7	12	2	10	4	1	1	
56131	Employment placement agencies . . . . .	136	808	3 239	5	2	1	—	1	1	—	—	—	—	
561310	Employment placement agencies . . . . .	136	808	3 239	5	2	1	—	1	1	—	—	—	—	
56132	Temporary help services . . . . .	3 939	27 209	101 988	49	16	2	7	10	1	9	3	1	—	
561320	Temporary help services . . . . .	3 939	27 209	101 988	49	16	2	7	10	1	9	3	1	—	
56133	Employee leasing services . . . . .	2 262	15 568	64 771	11	5	2	—	1	—	1	1	—	1	
561330	Employee leasing services . . . . .	2 262	15 568	64 771	11	5	2	—	1	—	1	1	—	1	

See footnotes at end of table.

**Table 6. Counties—Employees, Payroll, and Establishments by Industry: 2001—Con.**

[Excludes most government employees, railroad employees, and self-employed persons. Size class 1 to 4 includes establishments with payroll, but no employees, during mid-March pay period. (D) denotes figures withheld to avoid disclosing data for individual companies; the data are included in broader industry totals. Detailed industries with 100 or more employees are shown if industry was not a (D). For explanation of terms, abbreviations, and data reliability/comparability, see introductory text]

NAICS code	Industry	Number of employees for week including March 12	Payroll (\$1,000)		Total number of establishments	Number of establishments by employment-size class									
			First quarter	Annual		1 to 4	5 to 9	10 to 19	20 to 49	50 to 99	100 to 249	250 to 499	500 to 999	1,000 or more	
<b>ANNE ARUNDEL—Con.</b>															
<b>56</b>	<b>Admin, support, waste mgt, remediation services—Con.</b>														
561	Administrative & support services—Con.														
5614	Business support services	936	7 669	32 081	70	41	10	5	8	4	2	—	—	—	
56142	Telephone call centers	349	2 811	11 517	9	2	—	1	2	4	—	—	—	—	
561421	Telephone answering services	114	711	3 092	4	1	—	1	1	1	—	—	—	—	
561422	Telemarketing bureaus	235	2 100	8 425	5	1	—	—	1	3	—	—	—	—	
56143	Business service centers	125	836	3 488	20	14	3	1	2	—	—	—	—	—	
56144	Collection agencies	338	3 107	13 317	10	2	3	—	3	—	2	—	—	—	
561440	Collection agencies	338	3 107	13 317	10	2	3	—	3	—	2	—	—	—	
5615	Travel arrangement & reservation services	490	4 849	21 588	47	26	8	7	4	2	—	—	—	—	
56151	Travel agencies	194	1 293	6 079	33	21	6	4	2	—	—	—	—	—	
561510	Travel agencies	194	1 293	6 079	33	21	6	4	2	—	—	—	—	—	
56152	Tour operators	109	472	2 356	8	4	1	1	1	1	—	—	—	—	
561520	Tour operators	109	472	2 356	8	4	1	1	1	1	—	—	—	—	
56159	Oth travel arrangement & reservation services	187	3 084	13 153	6	1	1	2	1	1	—	—	—	—	
5616	Investigation & security services	502	3 055	11 939	54	32	5	8	8	1	—	—	—	—	
56161	Investigation, guard & armored car services	189	1 031	4 140	21	13	2	2	4	—	—	—	—	—	
561611	Investigation services	156	955	3 980	17	11	2	1	3	—	—	—	—	—	
56162	Security systems services	313	2 024	7 799	33	19	3	6	4	1	—	—	—	—	
561621	Security systems services (except locksmiths)	235	1 687	6 837	25	13	3	5	4	—	—	—	—	—	
5617	Services to buildings & dwellings	5 019	16 150	77 062	327	188	54	48	21	9	2	3	2	—	
56171	Exterminating & pest control services	333	2 517	11 319	23	13	2	4	2	1	1	—	—	—	
561710	Exterminating & pest control services	333	2 517	11 319	23	13	2	4	2	1	1	—	—	—	
56172	Janitorial services	3 308	7 944	31 534	127	70	23	15	10	3	1	3	2	—	
561720	Janitorial services	3 308	7 944	31 534	127	70	23	15	10	3	1	3	2	—	
56173	Landscaping services	1 188	4 773	29 262	139	79	23	24	8	5	—	—	—	—	
561730	Landscaping services	1 188	4 773	29 262	139	79	23	24	8	5	—	—	—	—	
56174	Carpet & upholstery cleaning services	137	663	3 122	20	11	4	4	1	—	—	—	—	—	
561740	Carpet & upholstery cleaning services	137	663	3 122	20	11	4	4	1	—	—	—	—	—	
5619	Other support services	1 209	5 548	21 503	64	38	9	7	4	4	1	1	—	—	
56192	Convention & trade show organizers	150	1 600	5 715	15	7	4	3	—	1	—	—	—	—	
561920	Convention & trade show organizers	150	1 600	5 715	15	7	4	3	—	1	—	—	—	—	
56199	All other support services	1 026	3 824	15 260	43	27	4	4	3	3	1	1	—	—	
561990	All other support services	1 026	3 824	15 260	43	27	4	4	3	3	1	1	—	—	
562	Waste management & remediation services	444	3 218	16 432	38	17	10	3	5	3	—	—	—	—	
5621	Waste collection	226	1 292	7 236	17	7	5	—	4	1	—	—	—	—	
56211	Waste collection	226	1 292	7 236	17	7	5	—	4	1	—	—	—	—	
562111	Solid waste collection	166	1 034	6 029	14	7	3	—	3	1	—	—	—	—	
5629	Remediation & oth waste management services	205	1 833	8 951	18	8	4	3	1	2	—	—	—	—	
56291	Remediation services	136	1 345	6 410	4	1	—	—	1	2	—	—	—	—	
562910	Remediation services	136	1 345	6 410	4	1	—	—	1	2	—	—	—	—	
<b>61</b>	<b>Educational services</b>	<b>2 535</b>	<b>15 210</b>	<b>64 680</b>	<b>121</b>	<b>51</b>	<b>28</b>	<b>13</b>	<b>14</b>	<b>7</b>	<b>7</b>	<b>1</b>	<b>—</b>	<b>—</b>	
611	Educational services	2 535	15 210	64 680	121	51	28	13	14	7	7	1	—	—	
6111	Elementary & secondary schools	1 339	8 337	35 128	23	3	1	3	6	3	7	—	—	—	
61111	Elementary & secondary schools	1 339	8 337	35 128	23	3	1	3	6	3	7	—	—	—	
611110	Elementary & secondary schools	1 339	8 337	35 128	23	3	1	3	6	3	7	—	—	—	
6113	Colleges, universities & professional schools	(E)	(D)	(D)	3	1	—	—	1	—	—	1	—	—	
61131	Colleges, universities & professional schools	(E)	(D)	(D)	3	1	—	—	1	—	—	1	—	—	
6115	Technical & trade schools	189	1 139	5 028	11	5	3	1	—	2	—	—	—	—	
61151	Technical & trade schools	189	1 139	5 028	11	5	3	1	—	2	—	—	—	—	
611519	Other technical & trade schools	172	1 013	4 535	6	2	1	1	—	2	—	—	—	—	
6116	Other schools & instruction	363	1 377	6 321	57	23	23	6	5	—	—	—	—	—	
61169	All other schools & instruction	213	856	3 675	29	10	13	2	4	—	—	—	—	—	
611691	Exam preparation & tutoring	133	488	1 427	14	3	7	2	2	—	—	—	—	—	
6117	Educational support services	121	1 291	5 496	13	9	—	2	1	1	—	—	—	—	
61171	Educational support services	121	1 291	5 496	13	9	—	2	1	1	—	—	—	—	
611710	Educational support services	121	1 291	5 496	13	9	—	2	1	1	—	—	—	—	
<b>62</b>	<b>Health care and social assistance</b>	<b>18 700</b>	<b>140 343</b>	<b>611 019</b>	<b>1 008</b>	<b>443</b>	<b>244</b>	<b>182</b>	<b>77</b>	<b>34</b>	<b>23</b>	<b>2</b>	<b>1</b>	<b>2</b>	
621	Ambulatory health care services	6 237	60 198	270 949	739	350	201	131	43	12	1	1	—	—	
6211	Offices of physicians	2 978	34 077	159 633	337	180	72	52	25	7	—	1	—	—	
62111	Offices of physicians	2 978	34 077	159 633	337	180	72	52	25	7	—	1	—	—	
621111	Offices of physicians (exc mental health)	2 886	32 756	153 821	320	168	72	47	25	7	—	1	—	—	
6212	Offices of dentists	1 341	10 994	49 899	188	63	78	43	3	1	—	—	—	—	
62121	Offices of dentists	1 341	10 994	49 899	188	63	78	43	3	1	—	—	—	—	
621210	Offices of dentists	1 341	10 994	49 899	188	63	78	43	3	1	—	—	—	—	
6213	Offices of other health practitioners	686	4 546	20 395	137	80	35	22	—	—	—	—	—	—	
62131	Offices of chiropractors	141	1 022	4 667	36	25	9	2	—	—	—	—	—	—	
621310	Offices of chiropractors	141	1 022	4 667	36	25	9	2	—	—	—	—	—	—	
62132	Offices of optometrists	114	666	2 813	14	2	7	5	—	—	—	—	—	—	
621320	Offices of optometrists	114	666	2 813	14	2	7	5	—	—	—	—	—	—	
62134	Offices of PT, OT, speech therapy & audiology	213	1 317	5 842	30	13	8	9	—	—	—	—	—	—	
621340	Offices of PT, OT, speech therapy & audiology	213	1 317	5 842	30	13	8	9	—	—	—	—	—	—	
62139	Offices of all other health practitioners	146	1 097	5 096	38	26	8	4	—	—	—	—	—	—	
6214	Outpatient care centers	740	6 347	23 396	39	5	11	12	8	2	1	—	—	—	
62149	Other outpatient care centers	630	5 704	20 245	28	2	7	10	6	2	1	—	—	—	
621498	All other outpatient care centers	415	2 777	9 223	17	2	4	6	2	2	1	—	—	—	
6215	Medical & diagnostic laboratories	(C)	(D)	(D)	19	11	3	1	4	—	—	—	—	—	
62151	Medical & diagnostic laboratories	(C)	(D)	(D)	19	11	3	1	4	—	—	—	—	—	
621512	Diagnostic Imaging centers	113	1 394	5 383	7	3	1	—	3	—	—	—	—	—	

See footnotes at end of table.

**Table 6. Counties—Employees, Payroll, and Establishments by Industry: 2001—Con.**

[Excludes most government employees, railroad employees, and self-employed persons. Size class 1 to 4 includes establishments with payroll, but no employees, during mid-March pay period. (D) denotes figures withheld to avoid disclosing data for individual companies; the data are included in broader industry totals. Detailed industries with 100 or more employees are shown if industry was not a (D). For explanation of terms, abbreviations, and data reliability/comparability, see introductory text]

NAICS code	Industry	Number of employees for week including March 12	Payroll (\$1,000)		Total number of establishments	Number of establishments by employment-size class																				
			First quarter	Annual		1 to 4	5 to 9	10 to 19	20 to 49	50 to 99	100 to 249	250 to 499	500 to 999	1,000 or more												
<b>ANNE ARUNDEL—Con.</b>																										
<b>62 Health care and social assistance—Con.</b>																										
Ambulatory health care services—Con.																										
621	Home health care services . . . . .	253	1 586	7 059	16	9	2	1	2	2	—	—	—	—	—	—	—									
6216	Home health care services . . . . .	253	1 586	7 059	16	9	2	1	2	2	—	—	—	—	—	—	—									
62161	Home health care services . . . . .	253	1 586	7 059	16	9	2	1	2	2	—	—	—	—	—	—	—									
621610	Home health care services . . . . .	253	1 586	7 059	16	9	2	1	2	2	—	—	—	—	—	—	—									
622	Hospitals . . . . .	(I)	(D)	(D)	5	—	—	—	—	—	1	1	1	1	—	—	2									
6221	General medical & surgical hospitals . . . . .	4 570	38 371	161 439	3	—	—	—	—	—	—	—	—	—	—	—	2									
62211	General medical & surgical hospitals . . . . .	4 570	38 371	161 439	3	—	—	—	—	—	—	—	—	—	—	—	2									
622110	General medical & surgical hospitals . . . . .	4 570	38 371	161 439	3	—	—	—	—	—	—	—	—	—	—	—	2									
6222	Psychiatric & substance abuse hospitals . . . . .	(F)	(D)	(D)	2	—	—	—	—	—	1	—	1	—	—	—	—									
62221	Psychiatric & substance abuse hospitals . . . . .	(F)	(D)	(D)	2	—	—	—	—	—	1	—	1	—	—	—	—									
623	Nursing & residential care facilities . . . . .	3 890	22 482	93 427	71	20	10	7	5	13	16	—	—	—	—	—	—									
6231	Nursing care facilities . . . . .	2 322	14 618	59 772	22	2	—	1	1	7	11	—	—	—	—	—	—									
62311	Nursing care facilities . . . . .	2 322	14 618	59 772	22	2	—	1	1	7	11	—	—	—	—	—	—									
623110	Nursing care facilities . . . . .	2 322	14 618	59 772	22	2	—	1	1	7	11	—	—	—	—	—	—									
6232	Residential mental retardation, health facil . . . . .	715	3 767	16 233	11	2	—	2	2	2	3	—	—	—	—	—	—									
62321	Residential mental retardation facilities . . . . .	410	2 020	8 532	5	1	—	—	—	1	2	—	—	—	—	—	—									
623210	Residential mental retardation facilities . . . . .	410	2 020	8 532	5	1	—	—	—	1	2	—	—	—	—	—	—									
62322	Residential mental health, subst abuse facil . . . . .	305	1 747	7 701	6	1	—	1	2	1	1	—	—	—	—	—	—									
623220	Residential mental health, subst abuse facil . . . . .	305	1 747	7 701	6	1	—	1	2	1	1	—	—	—	—	—	—									
6233	Community care facilities for the elderly . . . . .	608	2 706	11 457	29	13	9	2	1	2	2	—	—	—	—	—	—									
62331	Community care facilities for the elderly . . . . .	608	2 706	11 457	29	13	9	2	1	2	2	—	—	—	—	—	—									
6239	Other residential care facilities . . . . .	245	1 391	5 965	9	3	1	2	1	2	—	—	—	—	—	—	—									
62399	Other residential care facilities . . . . .	245	1 391	5 965	9	3	1	2	1	2	—	—	—	—	—	—	—									
623990	Other residential care facilities . . . . .	245	1 391	5 965	9	3	1	2	1	2	—	—	—	—	—	—	—									
624	Social assistance . . . . .	(H)	(D)	(D)	193	73	33	44	29	9	5	—	—	—	—	—	—									
6241	Individual & family services . . . . .	985	4 378	19 209	65	28	16	8	9	3	1	—	—	—	—	—	—									
62412	Services for elderly & disabled persons . . . . .	603	2 372	10 626	21	6	3	3	6	2	1	—	—	—	—	—	—									
624120	Services for elderly & disabled persons . . . . .	603	2 372	10 626	21	6	3	3	6	2	1	—	—	—	—	—	—									
62419	Other individual & family services . . . . .	338	1 772	7 612	38	20	10	4	3	1	—	—	—	—	—	—	—									
624190	Other individual & family services . . . . .	338	1 772	7 612	38	20	10	4	3	1	—	—	—	—	—	—	—									
6242	Community, emergency & other relief services . . . . .	(C)	(D)	(D)	16	8	2	4	2	—	—	—	—	—	—	—	—									
62422	Community housing services . . . . .	(C)	(D)	(D)	7	1	1	3	2	—	—	—	—	—	—	—	—									
6243	Vocational rehabilitation services . . . . .	824	2 573	11 921	11	3	1	—	1	2	4	—	—	—	—	—	—									
62431	Vocational rehabilitation services . . . . .	824	2 573	11 921	11	3	1	—	1	2	4	—	—	—	—	—	—									
624310	Vocational rehabilitation services . . . . .	824	2 573	11 921	11	3	1	—	1	2	4	—	—	—	—	—	—									
6244	Child day care services . . . . .	1 351	4 991	21 127	101	34	14	32	17	4	—	—	—	—	—	—	—									
62441	Child day care services . . . . .	1 351	4 991	21 127	101	34	14	32	17	4	—	—	—	—	—	—	—									
624410	Child day care services . . . . .	1 351	4 991	21 127	101	34	14	32	17	4	—	—	—	—	—	—	—									
<b>71</b>	<b>Arts, entertainment &amp; recreation . . . . .</b>	<b>3 177</b>	<b>11 660</b>	<b>53 147</b>	<b>231</b>	<b>126</b>	<b>29</b>	<b>33</b>	<b>30</b>	<b>10</b>	<b>2</b>	<b>1</b>	<b>—</b>	<b>—</b>	<b>—</b>	<b>—</b>	<b>—</b>									
711	Performing arts, spectator sports & related industries . . . . .	770	3 141	13 904	36	24	3	3	4	—	1	1	—	—	—	—	—									
7111	Performing arts companies . . . . .	254	234	1 106	10	7	—	1	1	—	1	—	—	—	—	—	—									
71111	Theater companies & dinner theaters . . . . .	(C)	(D)	(D)	2	1	—	—	—	—	1	—	—	—	—	—	—									
7112	Spectator sports . . . . .	433	2 661	11 390	11	5	2	2	1	—	—	1	—	—	—	—	—									
71121	Spectator sports . . . . .	433	2 661	11 390	11	5	2	2	1	—	—	1	—	—	—	—	—									
713	Amusement, gambling & recreation industries . . . . .	2 364	8 379	38 623	188	98	25	28	26	10	1	—	—	—	—	—	—									
7132	Gambling industries . . . . .	138	435	1 998	8	2	2	1	2	1	—	—	—	—	—	—	—									
71329	Other gambling industries . . . . .	138	435	1 998	8	2	2	1	2	1	—	—	—	—	—	—	—									
713290	Other gambling industries . . . . .	138	435	1 998	8	2	2	1	2	1	—	—	—	—	—	—	—									
7139	Other amusement & recreation industries . . . . .	2 136	7 695	35 663	175	93	23	26	24	8	1	—	—	—	—	—	—									
71391	Golf courses & country clubs . . . . .	337	1 170	5 788	8	1	—	1	3	3	—	—	—	—	—	—	—									
713910	Golf courses & country clubs . . . . .	337	1 170	5 788	8	1	—	1	3	3	—	—	—	—	—	—	—									
71393	Marinas . . . . .	352	2 049	10 038	62	38	12	11	1	—	—	—	—	—	—	—	—									
713930	Marinas . . . . .	352	2 049	10 038	62	38	12	11	1	—	—	—	—	—	—	—	—									
71394	Fitness & recreational sports centers . . . . .	950	2 642	11 805	60	32	5	7	11	4	1	—	—	—	—	—	—									
713940	Fitness & recreational sports centers . . . . .	950	2 642	11 805	60	32	5	7	11	4	1	—	—	—	—	—	—									
71395	Bowling centers . . . . .	(E)	(D)	(D)	11	—	1	2	8	—	—	—	—	—	—	—	—									
71399	All other amusement & recreation industries . . . . .	232	1 191	5 380	33	21	5	5	1	1	—	—	—	—	—	—	—									
713990	All other amusement & recreation industries . . . . .	232	1 191	5 380	33	21	5	5	1	1	—	—	—	—	—	—	—									
<b>72</b>	<b>Accommodation &amp; food services . . . . .</b>	<b>18 159</b>	<b>54 083</b>	<b>240 249</b>	<b>821</b>	<b>252</b>	<b>126</b>	<b>175</b>	<b>176</b>	<b>69</b>	<b>19</b>	<b>3</b>	<b>1</b>	<b>—</b>	<b>—</b>	<b>—</b>	<b>—</b>									
721	Accommodation . . . . .	2 190	10 096	42 719	64	21	6	7	20	2	8	—	—	—	—	—	—									
7211	Traveler accommodation . . . . .	2 165	10 028	42 208	56	15	5	6	20	2	8	—	—	—	—	—	—									
72111	Hotels (exc casino hotels) & motels . . . . .	2 154	9 989	41 980	52	12	4	6	20	2	8	—	—	—	—	—	—									
721110	Hotels (exc casino hotels) & motels . . . . .	2 154	9 989	41 980	52	12	4	6	20	2	8	—	—	—	—	—	—									
722	Food services & drinking places . . . . .	15 969	43 987	197 530	757	231	120	168	156	67	11	3	1	—	—	—	—									
7221	Full-service restaurants . . . . .	7 848	23 494	102 161	273	56	39	48	75	46	9	—	—	—	—	—	—									
72211	Full-service restaurants . . . . .	7 848	23 494	102 161	273	56	39	48	75	46	9	—	—	—	—	—	—									
722110	Full-service restaurants . . . . .	7 848	23 494	102 161	273	56	39	48	75	46	9	—	—	—	—	—	—									
7222	Limited-service eating places . . . . .	5 798	13 776	60 598	385	122	62	110	71	18	1	1	—	—	—	—	—									
72221	Limited-service eating places . . . . .	5 798	13 776	60 598	385	122	62	110	71	18	1	1	—	—	—	—	—									
722211	Limited-service restaurants . . . . .	4 943	11 544	50 388	299	90	44	83	63	17	1	1	—	—	—	—	—									
722213	Snack & nonalcoholic beverage bars . . . . .	757	1 960	9 077	76	29	15	24	7	1	—	—	—	—	—	—	—									
7223	Special food services . . . . .	1 905	5 575	29 686	36	17	4	4	4	3	1	2	1	—	—	—	—									
72231	Food service contractors . . . . .	1 133																								

**Table 6. Counties—Employees, Payroll, and Establishments by Industry: 2001—Con.**

[Excludes most government employees, railroad employees, and self-employed persons. Size class 1 to 4 includes establishments with payroll, but no employees, during mid-March pay period. (D) denotes figures withheld to avoid disclosing data for individual companies; the data are included in broader industry totals. Detailed industries with 100 or more employees are shown if industry was not a (D). For explanation of terms, abbreviations, and data reliability/comparability, see introductory text]

NAICS code	Industry	Number of employees for week including March 12	Payroll (\$1,000)		Total number of establishments	Number of establishments by employment-size class								
			First quarter	Annual		1 to 4	5 to 9	10 to 19	20 to 49	50 to 99	100 to 249	250 to 499	500 to 999	1,000 or more
<b>ANNE ARUNDEL—Con.</b>														
<b>81</b>	<b>Other services (except public administration)</b>	<b>10 207</b>	<b>57 225</b>	<b>240 934</b>	<b>1 199</b>	<b>679</b>	<b>281</b>	<b>137</b>	<b>79</b>	<b>16</b>	<b>6</b>	—	<b>1</b>	—
811	Repair & maintenance	2 899	21 355	88 970	462	269	121	47	21	3	1	—	—	—
8111	Automotive repair & maintenance	1 891	12 132	50 856	307	173	82	33	17	2	—	—	—	—
81111	Automotive mechanical & electrical R&M	909	6 543	27 254	198	128	52	12	5	1	—	—	—	—
811111	General automotive repair	681	4 762	20 389	155	103	38	9	5	—	—	—	—	—
81112	Automotive body, paint, interior & glass repair	454	3 687	15 382	71	32	23	12	4	—	—	—	—	—
811121	Automotive body, paint & interior R&M	412	3 350	13 872	63	28	21	10	4	—	—	—	—	—
81119	Other automotive R&M	528	1 902	8 220	38	13	7	9	8	1	—	—	—	—
811191	Automotive oil change & lubrication shops	219	966	4 445	11	—	3	5	2	1	—	—	—	—
8112	Electronic & precision equipment R&M	322	4 274	18 092	35	16	12	5	1	1	—	—	—	—
81121	Electronic & precision equipment R&M	322	4 274	18 092	35	16	12	5	1	1	—	—	—	—
811212	Computer & office machine R&M	184	2 827	12 580	15	6	6	2	—	1	—	—	—	—
8113	Commercial equipment (exc auto & elec) R&M	153	1 351	5 200	37	28	7	—	2	—	—	—	—	—
81131	Commercial equipment (exc auto & elec) R&M	153	1 351	5 200	37	28	7	—	2	—	—	—	—	—
811310	Commercial equipment (exc auto & elec) R&M	153	1 351	5 200	37	28	7	—	2	—	—	—	—	—
8114	Personal & household goods R&M	533	3 598	14 822	83	52	20	9	1	—	1	—	—	—
81141	Home, garden equipment & appliance R&M	220	1 806	6 828	18	13	1	3	—	—	1	—	—	—
811412	Appliance repair & maintenance	200	1 696	6 314	12	8	1	2	—	—	1	—	—	—
81149	Other personal & household goods R&M	273	1 631	7 378	47	24	16	6	1	—	—	—	—	—
811490	Other personal & household goods R&M	273	1 631	7 378	47	24	16	6	1	—	—	—	—	—
812	Personal & laundry services	3 429	13 554	57 841	346	201	70	43	25	6	—	—	1	—
8121	Personal care services	1 450	5 822	25 458	182	99	40	26	13	4	—	—	—	—
81211	Hair, nail & skin care services	1 185	4 952	21 690	144	75	32	24	10	3	—	—	—	—
812112	Beauty salons	1 120	4 693	20 484	124	61	27	23	10	3	—	—	—	—
81219	Other personal care services	265	870	3 768	38	24	8	2	3	1	—	—	—	—
812191	Diet & weight reducing centers	103	319	1 498	9	4	2	—	3	—	—	—	—	—
812199	Other personal care services	162	551	2 270	29	20	6	2	—	1	—	—	—	—
8122	Death care services	252	1 459	6 131	23	8	6	4	5	—	—	—	—	—
81221	Funeral homes	144	958	3 941	15	4	6	2	3	—	—	—	—	—
812210	Funeral homes	144	958	3 941	15	4	6	2	3	—	—	—	—	—
81222	Cemeteries & crematories	108	501	2 190	8	4	—	2	2	—	—	—	—	—
812220	Cemeteries & crematories	108	501	2 190	8	4	—	2	2	—	—	—	—	—
8123	Drycleaning & laundry services	459	1 649	6 963	86	57	14	11	4	—	—	—	—	—
81232	Drycleaning & laundry services (exc coin-op)	345	1 280	5 437	62	43	7	8	4	—	—	—	—	—
812320	Drycleaning & laundry services (exc coin-op)	345	1 280	5 437	62	43	7	8	4	—	—	—	—	—
8129	Other personal services	1 268	4 624	19 289	55	37	10	2	3	2	—	—	1	—
81293	Parking lots & garages	1 079	3 859	15 696	7	2	1	—	1	2	—	—	1	—
812930	Parking lots & garages	1 079	3 859	15 696	7	2	1	—	1	2	—	—	1	—
813	Religious, grantmaking, civic, prof & like organizations	3 879	22 316	94 123	391	209	90	47	33	7	5	—	—	—
8131	Religious organizations	2 148	8 318	33 533	199	91	49	31	21	5	2	—	—	—
81311	Religious organizations	2 148	8 318	33 533	199	91	49	31	21	5	2	—	—	—
813110	Religious organizations	2 148	8 318	33 533	199	91	49	31	21	5	2	—	—	—
8133	Social advocacy organizations	313	2 641	11 850	23	15	3	1	—	1	—	—	—	—
81331	Social advocacy organizations	313	2 641	11 850	23	15	3	1	—	1	—	—	—	—
813312	Environment & wildlife organizations	259	2 182	9 934	9	4	2	1	—	1	—	—	—	—
8134	Civic & social organizations	387	2 247	8 701	52	26	16	5	4	1	—	—	—	—
81341	Civic & social organizations	387	2 247	8 701	52	26	16	5	4	1	—	—	—	—
813410	Civic & social organizations	387	2 247	8 701	52	26	16	5	4	1	—	—	—	—
8139	Business, labor, political, like organizations	1 015	8 903	39 216	106	67	21	8	7	1	2	—	—	—
81391	Business associations	295	3 214	13 333	34	26	7	—	—	—	1	—	—	—
813910	Business associations	295	3 214	13 333	34	26	7	—	—	—	1	—	—	—
81392	Professional organizations	192	1 615	8 144	23	14	4	1	4	—	—	—	—	—
813920	Professional organizations	192	1 615	8 144	23	14	4	1	4	—	—	—	—	—
81393	Labor unions & similar labor organizations	231	1 935	7 964	20	7	6	4	2	1	—	—	—	—
813930	Labor unions & similar labor organizations	231	1 935	7 964	20	7	6	4	2	1	—	—	—	—
81399	Oth similar organizations (exc business, prof, labor, pol)	280	1 990	9 146	21	13	3	3	1	—	1	—	—	—
813990	Oth similar organizations (exc business, prof, labor, pol)	280	1 990	9 146	21	13	3	3	1	—	1	—	—	—
<b>95</b>	<b>Auxiliaries (exc corporate, subsidiary &amp; regional mgt)</b>	<b>1 074</b>	<b>16 799</b>	<b>71 069</b>	<b>20</b>	<b>6</b>	<b>4</b>	<b>2</b>	<b>2</b>	<b>1</b>	<b>3</b>	<b>2</b>	—	—
<b>99</b>	<b>Unclassified establishments</b>	<b>116</b>	<b>442</b>	<b>4 278</b>	<b>96</b>	<b>89</b>	<b>6</b>	<b>1</b>	—	—	—	—	—	—
<b>BALTIMORE</b>														
	<b>Total</b>	<b>313 427</b>	<b>2 651 729</b>	<b>10 576 898</b>	<b>18 877</b>	<b>9 741</b>	<b>3 688</b>	<b>2 504</b>	<b>1 706</b>	<b>705</b>	<b>411</b>	<b>80</b>	<b>22</b>	<b>20</b>
<b>11</b>	<b>Forestry, fishing, hunting, and agriculture support</b>	<b>39</b>	<b>127</b>	<b>552</b>	<b>20</b>	<b>18</b>	<b>2</b>	—	—	—	—	—	—	—
<b>21</b>	<b>Mining</b>	<b>(C)</b>	<b>(D)</b>	<b>(D)</b>	<b>12</b>	<b>5</b>	<b>1</b>	—	<b>4</b>	<b>2</b>	—	—	—	—
212	Mining (except oil & gas)	(C)	(D)	(D)	10	4	—	—	4	2	—	—	—	—
2123	Nonmetallic mineral mining & quarrying	(C)	(D)	(D)	10	4	—	—	4	2	—	—	—	—
21231	Stone mining & quarrying	(C)	(D)	(D)	7	3	—	—	2	2	—	—	—	—

See footnotes at end of table.

**Table 6. Counties—Employees, Payroll, and Establishments by Industry: 2001—Con.**

[Excludes most government employees, railroad employees, and self-employed persons. Size class 1 to 4 includes establishments with payroll, but no employees, during mid-March pay period. (D) denotes figures withheld to avoid disclosing data for individual companies; the data are included in broader industry totals. Detailed industries with 100 or more employees are shown if industry was not a (D). For explanation of terms, abbreviations, and data reliability/comparability, see introductory text]

NAICS code	Industry	Number of employees for week including March 12	Payroll (\$1,000)		Total number of establishments	Number of establishments by employment-size class								
			First quarter	Annual		1 to 4	5 to 9	10 to 19	20 to 49	50 to 99	100 to 249	250 to 499	500 to 999	1,000 or more
<b>BALTIMORE—Con.</b>														
<b>22</b>	<b>Utilities</b>	<b>(F)</b>	<b>(D)</b>	<b>(D)</b>	<b>10</b>	<b>3</b>	<b>2</b>	—	—	<b>1</b>	<b>4</b>	—	—	—
221	Utilities	(F)	(D)	(D)	10	3	2	—	—	1	4	—	—	—
2211	Elec pwr generation, transmsn & distribution	(F)	(D)	(D)	8	3	—	—	—	1	4	—	—	—
22111	Electric power generation	(C)	(D)	(D)	3	2	—	—	—	—	1	—	—	—
22112	Electric pwr transmsn, control & distribution	(E)	(D)	(D)	5	1	—	—	—	1	3	—	—	—
<b>23</b>	<b>Construction</b>	<b>20 297</b>	<b>181 315</b>	<b>795 652</b>	<b>1 841</b>	<b>1 105</b>	<b>306</b>	<b>217</b>	<b>134</b>	<b>52</b>	<b>22</b>	<b>4</b>	—	<b>1</b>
233	Building, developing & general contracting	5 530	51 212	219 040	633	430	101	59	25	14	3	—	—	1
2331	Land subdivision & land development	126	1 067	5 524	20	13	4	1	2	—	—	—	—	—
23311	Land subdivision & land development	126	1 067	5 524	20	13	4	1	2	—	—	—	—	—
233110	Land subdivision & land development	126	1 067	5 524	20	13	4	1	2	—	—	—	—	—
2332	Residential building construction	2 125	17 205	73 167	459	349	66	31	6	5	2	—	—	—
23321	Single-family housing construction	1 906	14 632	63 751	441	339	63	28	5	4	2	—	—	—
233210	Single-family housing construction	1 906	14 632	63 751	441	339	63	28	5	4	2	—	—	—
23322	Multifamily housing construction	219	2 573	9 416	18	10	3	3	1	1	—	—	—	—
233220	Multifamily housing construction	219	2 573	9 416	18	10	3	3	1	1	—	—	—	—
2333	Nonresidential building construction	3 279	32 940	140 349	154	68	31	27	17	9	1	—	—	1
23331	Mfg & industrial building construction	108	1 040	4 757	11	7	3	—	—	1	—	—	—	—
233310	Mfg & industrial building construction	108	1 040	4 757	11	7	3	—	—	1	—	—	—	—
23332	Commercial & institutional bldg construction	3 171	31 900	135 592	143	61	28	27	17	8	1	—	—	1
233320	Commercial & institutional bldg construction	3 171	31 900	135 592	143	61	28	27	17	8	1	—	—	1
234	Heavy construction	1 874	17 361	84 109	87	36	14	12	17	5	2	1	—	—
2341	Highway, street, bridge & tunnel construction	1 065	10 432	50 988	36	14	8	4	5	2	2	1	—	—
23411	Highway & street construction	1 047	10 225	50 433	33	13	6	4	5	2	2	1	—	—
234110	Highway & street construction	1 047	10 225	50 433	33	13	6	4	5	2	2	1	—	—
2349	Other heavy construction	809	6 929	33 121	51	22	6	8	12	3	—	—	—	—
23491	Water, sewer & pipeline construction	368	2 861	15 222	17	6	2	1	6	2	—	—	—	—
234910	Water, sewer & pipeline construction	368	2 861	15 222	17	6	2	1	6	2	—	—	—	—
23492	Pwr, communication transmsn line construction	(C)	(D)	(D)	9	3	1	2	3	—	—	—	—	—
23499	All other heavy construction	284	2 747	12 845	23	11	3	5	3	1	—	—	—	—
234990	All other heavy construction	284	2 747	12 845	23	11	3	5	3	1	—	—	—	—
235	Special trade contractors	12 893	112 742	492 503	1 121	639	191	146	92	33	17	3	—	—
2351	Plumbing, heating & AC contractor	4 016	39 958	174 527	268	137	46	46	25	7	5	2	—	—
23511	Plumbing, heating & AC contractor	4 016	39 958	174 527	268	137	46	46	25	7	5	2	—	—
235110	Plumbing, heating & AC contractor	4 016	39 958	174 527	268	137	46	46	25	7	5	2	—	—
2352	Painting & wall covering contractors	650	4 238	18 729	121	93	11	11	5	—	1	—	—	—
23521	Painting & wall covering contractors	650	4 238	18 729	121	93	11	11	5	—	1	—	—	—
235210	Painting & wall covering contractors	650	4 238	18 729	121	93	11	11	5	—	1	—	—	—
2353	Electrical contractors	2 706	26 272	109 383	201	107	36	26	20	7	4	1	—	—
23531	Electrical contractors	2 706	26 272	109 383	201	107	36	26	20	7	4	1	—	—
235310	Electrical contractors	2 706	26 272	109 383	201	107	36	26	20	7	4	1	—	—
2354	Masonry, drywall, insulation, tile contractors	1 545	11 363	45 656	125	62	25	17	13	6	2	—	—	—
23541	Masonry & stone contractors	756	4 540	20 984	59	30	11	9	4	4	1	—	—	—
235410	Masonry & stone contractors	756	4 540	20 984	59	30	11	9	4	4	1	—	—	—
23542	Drywall, acoustical & insulation contractors	770	6 717	24 215	57	24	13	8	9	2	1	—	—	—
235420	Drywall, acoustical & insulation contractors	770	6 717	24 215	57	24	13	8	9	2	1	—	—	—
2355	Carpentry & floor contractors	691	4 716	21 425	130	88	27	9	4	2	—	—	—	—
23551	Carpentry contractors	502	3 085	14 464	88	59	18	7	2	2	—	—	—	—
235510	Carpentry contractors	502	3 085	14 464	88	59	18	7	2	2	—	—	—	—
23552	Floor laying & other floor contractors	189	1 631	6 961	42	29	9	2	2	—	—	—	—	—
235520	Floor laying & other floor contractors	189	1 631	6 961	42	29	9	2	2	—	—	—	—	—
2356	Roofing, siding, & sheet metal contractors	374	2 509	11 568	51	34	9	4	2	2	—	—	—	—
23561	Roofing, siding, & sheet metal contractors	374	2 509	11 568	51	34	9	4	2	2	—	—	—	—
235610	Roofing, siding, & sheet metal contractors	374	2 509	11 568	51	34	9	4	2	2	—	—	—	—
2357	Concrete contractors	1 442	11 688	55 878	69	33	5	12	13	1	5	—	—	—
23571	Concrete contractors	1 442	11 688	55 878	69	33	5	12	13	1	5	—	—	—
235710	Concrete contractors	1 442	11 688	55 878	69	33	5	12	13	1	5	—	—	—
2359	Other special trade contractors	1 432	11 640	53 824	153	84	31	21	9	8	—	—	—	—
23591	Structural steel erection contractors	251	2 076	13 235	15	7	3	1	2	2	—	—	—	—
235910	Structural steel erection contractors	251	2 076	13 235	15	7	3	1	2	2	—	—	—	—
23594	Wrecking & demolition contractors	132	1 252	5 119	6	1	1	3	—	1	—	—	—	—
235940	Wrecking & demolition contractors	132	1 252	5 119	6	1	1	3	—	1	—	—	—	—
23595	Bldg equip & oth mach installation contractor	347	3 053	13 281	22	10	4	4	1	3	—	—	—	—
235950	Bldg equip & oth mach installation contractor	347	3 053	13 281	22	10	4	4	1	3	—	—	—	—
23599	All other special trade contractors	536	4 034	16 331	73	46	11	8	6	2	—	—	—	—
235990	All other special trade contractors	536	4 034	16 331	73	46	11	8	6	2	—	—	—	—
<b>31-33</b>	<b>Manufacturing</b>	<b>28 918</b>	<b>316 869</b>	<b>1 275 168</b>	<b>559</b>	<b>195</b>	<b>103</b>	<b>69</b>	<b>86</b>	<b>50</b>	<b>35</b>	<b>13</b>	<b>4</b>	<b>4</b>
311	Food mfg	2 135	19 276	79 760	44	14	5	7	8	3	6	—	1	—
3112	Grain & oilseed milling	(C)	(D)	(D)	2	—	—	—	1	—	1	—	—	—
31121	Flour milling & malt mfg	(C)	(D)	(D)	2	—	—	—	1	—	1	—	—	—
3118	Bakeries & tortilla mfg	405	2 101	8 174	24	7	5	6	5	—	1	—	—	—
31181	Bread & bakery product mfg	(E)	(D)	(D)	22	6	5	6	4	—	1	—	—	—
311812	Commercial bakeries	229	1 552	5 735	7	3	—	1	2	—	1	—	—	—
3119	Other food mfg	1 402	14 928	59 476	11	2	—	1	2	1	4	—	1	—
31194	Seasoning & dressing mfg	(G)	(D)	(D)	10	2	—	1	1	1	4	—	1	—
312	Beverage & tobacco product mfg	(F)	(D)	(D)	6	—	—	1	3	—	—	2	—	—
3121	Beverage mfg	(F)	(D)	(D)	6	—	—	1	3	—	—	2	—	—
31211	Soft drink & ice mfg	(E)	(D)	(D)	1	—	—	—	—	—	—	1	—	—
31214	Distilleries	338	3 810	17 053	3	—	—	—	2	—	—	—	—	—
312140	Distilleries	338	3 810	17 053	3	—	—	—	2	—	—	—	—	—

See footnotes at end of table.

**Table 6. Counties—Employees, Payroll, and Establishments by Industry: 2001—Con.**

[Excludes most government employees, railroad employees, and self-employed persons. Size class 1 to 4 includes establishments with payroll, but no employees, during mid-March pay period. (D) denotes figures withheld to avoid disclosing data for individual companies; the data are included in broader industry totals. Detailed industries with 100 or more employees are shown if industry was not a (D). For explanation of terms, abbreviations, and data reliability/comparability, see introductory text]

NAICS code	Industry	Number of employees for week including March 12	Payroll (\$1,000)		Total number of establishments	Number of establishments by employment-size class																			
			First quarter	Annual		1 to 4	5 to 9	10 to 19	20 to 49	50 to 99	100 to 249	250 to 499	500 to 999	1,000 or more											
<b>BALTIMORE—Con.</b>																									
<b>31-33 Manufacturing—Con.</b>																									
313	Textile mills	(C)	(D)	(D)	8	4	2	1	—	—	1	—	—	—	—	—									
3132	Fabric mills	(C)	(D)	(D)	3	1	—	1	—	—	1	—	—	—	—	—									
31322	Narrow fabric mills & schiffli mach embroidery	(C)	(D)	(D)	1	—	—	—	—	—	—	1	—	—	—	—									
314	Textile product mills	307	1 879	7 067	10	6	3	—	—	—	—	—	1	—	—	—									
3149	Other textile product mills	(E)	(D)	(D)	5	2	2	—	—	—	—	—	1	—	—	—									
31499	All other textile product mills	(E)	(D)	(D)	2	—	1	—	—	—	—	—	1	—	—	—									
315	Apparel manufacturing	147	988	4 577	16	10	2	2	1	1	—	—	—	—	—	—									
3152	Cut & sew apparel mfg	142	971	4 451	13	7	2	2	1	1	—	—	—	—	—	—									
321	Wood product mfg	233	1 764	7 197	10	4	2	1	1	1	1	—	—	—	—	—									
3211	Sawmills & wood preservation	(C)	(D)	(D)	1	—	—	—	—	—	—	1	—	—	—	—									
32111	Sawmills & wood preservation	(C)	(D)	(D)	1	—	—	—	—	—	—	1	—	—	—	—									
3219	Other wood product mfg	(C)	(D)	(D)	9	4	2	1	1	1	—	—	—	—	—	—									
322	Paper mfg	1 727	12 440	53 145	10	3	—	—	3	1	2	—	—	—	—	1									
3221	Pulp, paper & paperboard mills	(C)	(D)	(D)	1	—	—	—	—	—	—	1	—	—	—	—									
32213	Paperboard mills	(C)	(D)	(D)	1	—	—	—	—	—	—	1	—	—	—	—									
3222	Converted paper product mfg	(G)	(D)	(D)	9	3	—	—	3	1	1	—	—	—	—	1									
32221	Paperboard container mfg	(G)	(D)	(D)	3	1	—	—	—	—	—	1	—	—	—	1									
323	Printing & related support activities	2 341	22 959	88 948	98	35	25	9	12	13	3	1	—	—	—	—									
3231	Printing & related support activities	2 341	22 959	88 948	98	35	25	9	12	13	3	1	—	—	—	—									
32311	Printing	2 143	21 138	81 394	89	32	23	8	10	12	3	1	—	—	—	—									
323110	Commercial lithographic printing	1 196	12 978	49 178	50	14	10	7	9	9	1	—	—	—	—	—									
323114	Quick printing	101	669	2 556	19	8	10	1	—	—	—	—	—	—	—	—									
323116	Manifold business form printing	396	3 237	12 030	4	1	—	—	—	—	2	—	—	—	—	—									
32312	Printing support activities	198	1 821	7 554	9	3	2	1	2	1	—	—	—	—	—	—									
324	Petroleum & coal products mfg	(E)	(D)	(D)	5	1	1	2	—	—	—	1	—	—	—	—									
3241	Petroleum & coal products mfg	(E)	(D)	(D)	5	1	1	2	—	—	—	1	—	—	—	—									
32419	Other petroleum & coal products mfg	(E)	(D)	(D)	1	—	—	—	—	—	—	—	—	—	—	—									
325	Chemical mfg	4 056	47 401	190 264	25	8	4	4	4	—	2	1	—	—	—	2									
3254	Pharmaceutical & medicine mfg	(G)	(D)	(D)	8	4	1	—	1	—	—	1	—	—	—	1									
32541	Pharmaceutical & medicine mfg	(G)	(D)	(D)	8	4	1	—	1	—	—	1	—	—	—	1									
3255	Paint, coating & adhesive mfg	(C)	(D)	(D)	4	1	1	1	—	—	1	—	—	—	—	—									
32552	Adhesive mfg	(C)	(D)	(D)	3	—	1	1	—	—	1	—	—	—	—	—									
3256	Soap, cleaners & toilet preparation mfg	(G)	(D)	(D)	1	—	—	—	—	—	—	—	—	—	—	1									
32562	Toilet preparation mfg	(G)	(D)	(D)	1	—	—	—	—	—	—	—	—	—	—	1									
3259	Other chemical product & preparation mfg	170	1 155	4 371	5	2	1	—	1	—	1	—	—	—	—	—									
32599	All other chemical product & preparation mfg	(C)	(D)	(D)	4	2	—	—	1	—	1	—	—	—	—	—									
326	Plastics & rubber products mfg	978	8 670	35 700	19	1	2	5	6	3	1	1	—	—	—	—									
3261	Plastics product mfg	852	7 764	32 073	16	1	1	4	6	3	—	1	—	—	—	—									
32619	Other plastics product mfg	659	6 134	25 279	10	—	—	3	4	2	—	—	—	—	—	—									
326199	All other plastics product mfg	659	6 134	25 279	10	—	—	3	4	2	—	—	—	—	—	—									
3262	Rubber product mfg	126	906	3 627	3	—	1	1	—	—	1	—	—	—	—	—									
32629	Other rubber product mfg	126	906	3 627	3	—	1	1	—	—	1	—	—	—	—	—									
327	Nonmetallic mineral product mfg	700	7 539	33 223	21	6	3	3	5	3	—	1	—	—	—	—									
3273	Cement & concrete product mfg	562	5 945	27 066	11	2	1	1	4	2	—	1	—	—	—	—									
32732	Ready-mix concrete mfg	410	3 563	20 466	5	1	1	—	1	1	—	—	—	—	—	—									
327320	Ready-mix concrete mfg	410	3 563	20 466	5	1	1	—	1	1	—	—	—	—	—	—									
32733	Concrete pipe, brick & block mfg	115	899	4 133	3	—	—	—	2	1	—	—	—	—	—	—									
3279	Other nonmetallic mineral product mfg	(C)	(D)	(D)	5	1	1	1	1	1	—	—	—	—	—	—									
331	Primary metal mfg	(H)	(D)	(D)	13	5	1	2	—	1	3	—	—	—	—	1									
3311	Iron & steel mills & ferroalloy mfg	(H)	(D)	(D)	4	1	—	2	—	—	—	—	—	—	—	1									
33111	Iron & steel mills & ferroalloy mfg	(H)	(D)	(D)	4	1	—	2	—	—	—	—	—	—	—	1									
3312	Steel product mfg from purchased steel	(E)	(D)	(D)	6	2	1	—	—	—	3	—	—	—	—	—									
33122	Rolling & drawing of purchased steel	(E)	(D)	(D)	6	2	1	—	—	—	3	—	—	—	—	—									
332	Fabricated metal product mfg	2 898	30 517	122 886	86	16	24	15	15	11	4	—	1	—	—	—									
3321	Forging & stamping	300	3 276	11 905	6	—	3	—	1	—	2	—	—	—	—	—									
33211	Forging & stamping	300	3 276	11 905	6	—	3	—	1	—	2	—	—	—	—	—									
3323	Architectural & structural metals mfg	316	2 999	12 535	17	4	5	4	2	1	1	—	—	—	—	—									
33232	Ornamental & architectural metal prod mfg	234	2 114	8 675	14	4	5	2	2	—	1	—	—	—	—	—									
3324	Boiler, tank & shipping container mfg	280	2 517	12 137	5	1	—	—	2	1	1	—	—	—	—	—									
33243	Light gauge metal container mfg	(E)	(D)	(D)	4	1	—	—	1	1	1	—	—	—	—	—									
3326	Spring & wire product mfg	241	1 741	6 837	7	1	1	1	2	2	—	—	—	—	—	—									
33261	Spring & wire product mfg	241	1 741	6 837	7	1	1	1	2	2	—	—	—	—	—	—									
3327	Mach shops, turn prod, screw, nut, bolt mfg	654	6 629	27 215	38	8	10	9	6	5	—	—	—	—	—	—									
33271	Machine shops	542	5 161	21 566	34	8	10	7	5	4	—	—	—	—	—	—									
332710	Machine shops	542	5 161	21 566	34	8	10	7	5	4	—	—	—	—	—	—									
33272	Turned product & screw, nut & bolt mfg	112	1 468	5 649	4	—	—	2	1	1	—	—	—	—	—	—									
332721	Precision turned product mfg	112	1 468	5 649	4	—	—	2	1	1	—	—	—	—	—	—									
3329	Other fabricated metal product mfg	(G)	(D)	(D)	5	2	—	—	—	2	—	—	—	—	—	—									
33291	Metal valve mfg	(F)	(D)	(D)	1	—	—	—	—	—	—	—	—	—	—	—									
33299	All other fabricated metal product mfg	(C)	(D)	(D)	4	2	—	—	—	2	—	—	—	—	—	—									

See footnotes at end of table.

**Table 6. Counties—Employees, Payroll, and Establishments by Industry: 2001—Con.**

[Excludes most government employees, railroad employees, and self-employed persons. Size class 1 to 4 includes establishments with payroll, but no employees, during mid-March pay period. (D) denotes figures withheld to avoid disclosing data for individual companies; the data are included in broader industry totals. Detailed industries with 100 or more employees are shown if industry was not a (D). For explanation of terms, abbreviations, and data reliability/comparability, see introductory text]

NAICS code	Industry	Number of employees for week including March 12	Payroll (\$1,000)		Total number of establishments	Number of establishments by employment-size class								
			First quarter	Annual		1 to 4	5 to 9	10 to 19	20 to 49	50 to 99	100 to 249	250 to 499	500 to 999	1,000 or more
<b>BALTIMORE—Con.</b>														
<b>31-33 Manufacturing—Con.</b>														
333	Machinery mfg . . . . .	2 595	30 150	118 124	34	8	7	2	5	2	7	3	—	—
3332	Industrial machinery mfg . . . . .	490	6 194	23 323	7	2	1	—	1	2	—	1	—	—
33329	Other industrial machinery mfg . . . . .	(E)	(D)	(D)	6	2	—	—	1	2	—	1	—	—
3333	Commercial & service industry machinery mfg . . . . .	(F)	(D)	(D)	6	2	2	—	—	—	1	1	—	—
33331	Commercial & service industry machinery mfg . . . . .	(F)	(D)	(D)	6	2	2	—	—	—	1	1	—	—
3334	HVAC & commercial refrigeration equipment mfg . . . . .	(C)	(D)	(D)	2	—	1	—	—	—	1	—	—	—
33341	HVAC & commercial refrigeration equipment mfg . . . . .	(C)	(D)	(D)	2	—	1	—	—	—	1	—	—	—
3339	Other general purpose machinery mfg . . . . .	1 296	17 389	71 588	13	2	2	2	1	—	5	1	—	—
33392	Material handling equipment mfg . . . . .	(C)	(D)	(D)	4	—	2	1	—	—	1	—	—	—
33399	All other general purpose machinery mfg . . . . .	(G)	(D)	(D)	9	2	—	1	1	—	4	1	—	—
334	Computer & electronic product mfg . . . . .	2 918	39 592	165 333	35	12	3	5	4	6	3	—	2	—
3341	Computer & peripheral equipment mfg . . . . .	(C)	(D)	(D)	3	1	1	—	—	1	—	—	—	—
33411	Computer & peripheral equipment mfg . . . . .	(C)	(D)	(D)	3	1	1	—	—	1	—	—	—	—
3342	Communications equipment mfg . . . . .	179	1 982	8 513	6	2	—	1	1	2	—	—	—	—
33422	Radio, TV broadcast & wireless comm equip mfg . . . . .	(C)	(D)	(D)	2	—	—	—	1	1	—	—	—	—
3344	Semiconductor & oth electronic component mfg . . . . .	251	2 066	8 286	4	—	—	1	2	—	1	—	—	—
33441	Semiconductor & oth electronic component mfg . . . . .	251	2 066	8 286	4	—	—	1	2	—	1	—	—	—
3345	Nav, measuring, medical, control instruments mfg . . . . .	2 363	32 104	137 138	19	7	2	2	1	3	2	—	2	—
33451	Nav, measuring, medical, control instruments mfg . . . . .	2 363	32 104	137 138	19	7	2	2	1	3	2	—	2	—
334511	Search, detection & navigation instrument mfg . . . . .	1 904	25 721	113 499	4	1	—	—	—	1	—	—	2	—
335	Electrical equip, appliance & component mfg . . . . .	205	2 202	9 100	8	1	3	2	1	—	1	—	—	—
3353	Electrical equipment mfg . . . . .	(C)	(D)	(D)	3	—	2	—	—	—	1	—	—	—
33531	Electrical equipment mfg . . . . .	(C)	(D)	(D)	3	—	2	—	—	—	1	—	—	—
336	Transportation equipment mfg . . . . .	945	12 388	50 901	11	5	—	1	1	2	—	2	—	—
3363	Motor vehicle parts mfg . . . . .	(F)	(D)	(D)	8	4	—	—	1	2	—	1	—	—
33635	MV transmission & power train parts mfg . . . . .	(E)	(D)	(D)	2	—	—	—	—	1	—	1	—	—
3366	Ship & boat building . . . . .	(E)	(D)	(D)	1	—	—	—	—	—	—	1	—	—
33661	Ship & boat building . . . . .	(E)	(D)	(D)	1	—	—	—	—	—	—	1	—	—
337	Furniture & related product mfg . . . . .	446	3 239	13 923	28	12	6	3	5	1	1	—	—	—
3371	HH & institutional furniture & kitchen cabinet mfg . . . . .	305	2 177	9 012	19	8	5	2	3	—	1	—	—	—
33712	Household & institutional furniture mfg . . . . .	208	1 436	5 943	12	6	4	—	1	—	1	—	—	—
337121	Upholstered household furniture mfg . . . . .	184	1 313	5 351	3	—	1	—	1	—	1	—	—	—
339	Miscellaneous mfg . . . . .	713	5 900	22 920	72	44	10	4	12	2	—	—	—	—
3391	Medical equipment & supplies mfg . . . . .	355	3 315	11 694	34	21	3	2	7	1	—	—	—	—
33911	Medical equipment & supplies mfg . . . . .	355	3 315	11 694	34	21	3	2	7	1	—	—	—	—
339113	Surgical appliance & supplies mfg . . . . .	121	1 003	3 935	6	1	1	—	4	—	—	—	—	—
339116	Dental laboratories . . . . .	148	1 135	3 636	21	15	2	2	2	—	—	—	—	—
3399	Other miscellaneous mfg . . . . .	358	2 585	11 226	38	23	7	2	5	1	—	—	—	—
33995	Sign mfg . . . . .	144	1 253	5 289	14	9	3	1	—	1	—	—	—	—
339950	Sign mfg . . . . .	144	1 253	5 289	14	9	3	1	—	1	—	—	—	—
<b>42</b>	<b>Wholesale trade . . . . .</b>	<b>12 115</b>	<b>135 534</b>	<b>569 785</b>	<b>919</b>	<b>496</b>	<b>157</b>	<b>127</b>	<b>88</b>	<b>30</b>	<b>17</b>	<b>3</b>	<b>1</b>	<b>—</b>
421	Wholesale trade, durable goods . . . . .	7 773	87 092	372 010	627	336	111	82	65	23	9	—	1	—
4211	Motor vehicle, motor vehicle pt & supply whsle . . . . .	580	4 800	19 033	47	20	9	14	1	2	1	—	—	—
42111	Automobile & other motor vehicle whsle . . . . .	125	1 173	4 668	9	5	—	3	—	1	—	—	—	—
421110	Automobile & other motor vehicle whsle . . . . .	125	1 173	4 668	9	5	—	3	—	1	—	—	—	—
42112	Motor vehicle supplies & new parts whsle . . . . .	343	2 633	10 475	27	11	5	9	1	—	1	—	—	—
421120	Motor vehicle supplies & new parts whsle . . . . .	343	2 633	10 475	27	11	5	9	1	—	1	—	—	—
4212	Furniture & home furnishing whsle . . . . .	411	4 407	18 304	37	21	5	3	7	—	1	—	—	—
42121	Furniture whsle . . . . .	277	2 664	11 266	19	12	2	—	4	—	1	—	—	—
421210	Furniture whsle . . . . .	277	2 664	11 266	19	12	2	—	4	—	1	—	—	—
42122	Home furnishing whsle . . . . .	134	1 743	7 038	18	9	3	3	3	—	—	—	—	—
421220	Home furnishing whsle . . . . .	134	1 743	7 038	18	9	3	3	3	—	—	—	—	—
4213	Lumber & other construction materials whsle . . . . .	413	4 187	17 080	36	19	7	5	2	2	1	—	—	—
42131	Lumber, plywood, millwork & wood panel whsle . . . . .	310	2 948	10 909	18	7	5	2	1	2	1	—	—	—
421310	Lumber, plywood, millwork & wood panel whsle . . . . .	310	2 948	10 909	18	7	5	2	1	2	1	—	—	—
4214	Professional & commercial equip & supp whsle . . . . .	1 889	22 741	106 240	125	66	28	10	10	8	3	—	—	—
42142	Office equipment whsle . . . . .	808	9 615	39 380	31	11	8	4	2	4	2	—	—	—
421420	Office equipment whsle . . . . .	808	9 615	39 380	31	11	8	4	2	4	2	—	—	—
42143	Computer & peripheral equip & software whsle . . . . .	664	8 462	47 274	40	20	11	2	3	3	1	—	—	—
421430	Computer & peripheral equip & software whsle . . . . .	664	8 462	47 274	40	20	11	2	3	3	1	—	—	—
42144	Other commercial equipment whsle . . . . .	149	1 974	7 591	16	13	1	—	1	—	—	—	—	—
421440	Other commercial equipment whsle . . . . .	149	1 974	7 591	16	13	1	—	1	—	—	—	—	—
42145	Medical, dental, hospital equip & supp whsle . . . . .	159	1 948	8 742	28	17	7	2	2	—	—	—	—	—
421450	Medical, dental, hospital equip & supp whsle . . . . .	159	1 948	8 742	28	17	7	2	2	—	—	—	—	—
4215	Metal & mineral (except petroleum) whsle . . . . .	376	5 193	17 538	26	15	2	3	4	1	1	—	—	—
42151	Metal service centers & offices whsle . . . . .	285	2 934	11 008	21	13	1	3	3	—	1	—	—	—
421510	Metal service centers & offices whsle . . . . .	285	2 934	11 008	21	13	1	3	3	—	1	—	—	—

See footnotes at end of table.

**Table 6. Counties—Employees, Payroll, and Establishments by Industry: 2001—Con.**

[Excludes most government employees, railroad employees, and self-employed persons. Size class 1 to 4 includes establishments with payroll, but no employees, during mid-March pay period. (D) denotes figures withheld to avoid disclosing data for individual companies; the data are included in broader industry totals. Detailed industries with 100 or more employees are shown if industry was not a (D). For explanation of terms, abbreviations, and data reliability/comparability, see introductory text]

NAICS code	Industry	Number of employees for week including March 12	Payroll (\$1,000)		Total number of establishments	Number of establishments by employment-size class																				
			First quarter	Annual		1 to 4	5 to 9	10 to 19	20 to 49	50 to 99	100 to 249	250 to 499	500 to 999	1,000 or more												
<b>BALTIMORE—Con.</b>																										
<b>42 Wholesale trade—Con.</b>																										
Wholesale trade, durable goods—Con.																										
421	Electrical goods whsle . . . . .	1 346	16 550	65 475	82	40	14	15	11	1	—	—	—	1	—											
42161	Elec equip, wiring supp, const material whsle . . . . .	399	5 408	19 378	35	15	6	7	7	—	—	—	—	—	—	—										
421610	Elec equip, wiring supp, const material whsle . . . . .	399	5 408	19 378	35	15	6	7	7	—	—	—	—	—	—	—										
42169	Other electronic parts & equipment whsle . . . . .	897	10 419	43 216	41	23	7	5	4	1	—	—	—	1	—	—										
421690	Other electronic parts & equipment whsle . . . . .	897	10 419	43 216	41	23	7	5	4	1	—	—	—	1	—	—										
4217	Hardware, plumb & heating equip & sup whsle . . . . .	579	6 805	28 934	62	32	14	10	4	1	—	—	—	—	—	—										
42171	Hardware whsle . . . . .	158	1 423	5 865	23	9	7	7	—	—	—	—	—	—	—	—										
421710	Hardware whsle . . . . .	158	1 423	5 865	23	9	7	7	—	—	—	—	—	—	—	—										
42172	Plumbing & heating equipment & supplies whsle . . . . .	228	2 657	11 036	16	10	1	2	2	—	1	—	—	—	—	—										
421720	Plumbing & heating equipment & supplies whsle . . . . .	228	2 657	11 036	16	10	1	2	2	—	1	—	—	—	—	—										
42173	Warm air heating & AC equip & supplies whsle . . . . .	176	2 598	11 455	18	9	5	1	2	1	—	—	—	—	—	—										
421730	Warm air heating & AC equip & supplies whsle . . . . .	176	2 598	11 455	18	9	5	1	2	1	—	—	—	—	—	—										
4218	Machinery, equipment & supplies whsle . . . . .	1 552	16 858	77 068	149	84	24	15	20	5	1	—	—	—	—	—										
42181	Const & mining (exc petroleum) equip whsle . . . . .	537	6 522	28 468	17	5	2	—	6	3	1	—	—	—	—	—										
421810	Const & mining (exc petroleum) equip whsle . . . . .	537	6 522	28 468	17	5	2	—	6	3	1	—	—	—	—	—										
42183	Industrial machinery & equipment whsle . . . . .	556	5 823	28 346	80	52	10	9	8	1	—	—	—	—	—	—										
421830	Industrial machinery & equipment whsle . . . . .	556	5 823	28 346	80	52	10	9	8	1	—	—	—	—	—	—										
42184	Industrial supplies whsle . . . . .	203	2 309	9 868	30	16	9	1	4	—	—	—	—	—	—	—										
421840	Industrial supplies whsle . . . . .	203	2 309	9 868	30	16	9	1	4	—	—	—	—	—	—	—										
42185	Service establishment equip & supplies whsle . . . . .	234	2 033	9 426	17	7	3	4	2	1	—	—	—	—	—	—										
421850	Service establishment equip & supplies whsle . . . . .	234	2 033	9 426	17	7	3	4	2	1	—	—	—	—	—	—										
4219	Miscellaneous durable goods whsle . . . . .	627	5 551	22 338	63	39	8	7	6	3	—	—	—	—	—	—										
42192	Toy & hobby goods & supplies whsle . . . . .	215	2 522	9 788	12	7	—	3	—	2	—	—	—	—	—	—										
421920	Toy & hobby goods & supplies whsle . . . . .	215	2 522	9 788	12	7	—	3	—	2	—	—	—	—	—	—										
42193	Recyclable material whsle . . . . .	208	1 493	5 944	16	6	3	3	4	—	—	—	—	—	—	—										
421930	Recyclable material whsle . . . . .	208	1 493	5 944	16	6	3	3	4	—	—	—	—	—	—	—										
42199	Other miscellaneous durable goods whsle . . . . .	123	1 015	4 404	18	12	3	1	1	1	—	—	—	—	—	—										
421990	Other miscellaneous durable goods whsle . . . . .	123	1 015	4 404	18	12	3	1	1	1	—	—	—	—	—	—										
422	Wholesale trade, nondurable goods . . . . .	4 342	48 442	197 775	292	160	46	45	23	7	8	3	—	—	—	—										
4221	Paper & paper product whsle . . . . .	797	11 024	42 114	45	22	8	8	3	2	1	1	—	—	—	—										
42212	Stationery & office supplies whsle . . . . .	(E)	(D)	(D)	27	13	5	5	2	1	1	—	—	—	—	—										
42213	Industrial & personal service paper whsle . . . . .	381	5 383	20 789	15	8	3	2	1	—	—	1	—	—	—	—										
422130	Industrial & personal service paper whsle . . . . .	381	5 383	20 789	15	8	3	2	1	—	—	1	—	—	—	—										
4222	Drugs & druggists' sundries whsle . . . . .	750	10 168	40 148	19	11	—	3	1	1	2	1	—	—	—	—										
42221	Drugs & druggists' sundries whsle . . . . .	750	10 168	40 148	19	11	—	3	1	1	2	1	—	—	—	—										
422210	Drugs & druggists' sundries whsle . . . . .	750	10 168	40 148	19	11	—	3	1	1	2	1	—	—	—	—										
4223	Apparel, piece goods & notions whsle . . . . .	189	1 339	5 980	32	22	5	1	4	—	—	—	—	—	—	—										
42232	Men's & boys' clothing & furnishings whsle . . . . .	104	577	2 428	8	2	2	1	3	—	—	—	—	—	—	—										
422320	Men's & boys' clothing & furnishings whsle . . . . .	104	577	2 428	8	2	2	1	3	—	—	—	—	—	—	—										
4224	Grocery & related product whsle . . . . .	1 305	12 947	54 056	84	44	15	15	5	2	2	1	—	—	—	—										
42249	Other grocery & related products whsle . . . . .	1 024	10 400	43 683	43	18	9	10	2	1	2	1	—	—	—	—										
422490	Other grocery & related products whsle . . . . .	1 024	10 400	43 683	43	18	9	10	2	1	2	1	—	—	—	—										
4226	Chemical & allied products whsle . . . . .	321	3 906	16 758	33	16	4	10	2	1	—	—	—	—	—	—										
42269	Other chemical & allied products whsle . . . . .	278	3 349	14 059	27	13	4	7	2	1	—	—	—	—	—	—										
422690	Other chemical & allied products whsle . . . . .	278	3 349	14 059	27	13	4	7	2	1	—	—	—	—	—	—										
4228	Beer, wine, distilled alcoholic beverage whsle . . . . .	176	1 662	6 961	6	1	2	2	—	—	1	—	—	—	—	—										
42281	Beer & ale whsle . . . . .	(C)	(D)	(D)	1	—	—	—	—	—	1	—	—	—	—	—										
4229	Miscellaneous nondurable goods whsle . . . . .	735	6 381	29 190	67	41	11	6	6	1	2	—	—	—	—	—										
42291	Farm supplies whsle . . . . .	152	1 513	6 131	8	4	2	—	1	—	1	—	—	—	—	—										
422910	Farm supplies whsle . . . . .	152	1 513	6 131	8	4	2	—	1	—	1	—	—	—	—	—										
42293	Flower, nursery stock, florists' supplies whsle . . . . .	180	841	3 933	17	7	5	2	3	—	—	—	—	—	—	—										
422930	Flower, nursery stock, florists' supplies whsle . . . . .	180	841	3 933	17	7	5	2	3	—	—	—	—	—	—	—										
42299	Other miscellaneous nondurable goods whsle . . . . .	278	3 171	15 501	29	22	3	2	1	—	1	—	—	—	—	—										
422990	Other miscellaneous nondurable goods whsle . . . . .	278	3 171	15 501	29	22	3	2	1	—	1	—	—	—	—	—										
<b>44-45</b>	<b>Retail trade . . . . .</b>	<b>49 877</b>	<b>265 925</b>	<b>1 117 803</b>	<b>2 917</b>	<b>1 083</b>	<b>762</b>	<b>573</b>	<b>271</b>	<b>118</b>	<b>100</b>	<b>9</b>	<b>1</b>	—	—	—										
441	Motor vehicle & parts dealers . . . . .	6 227	56 005	245 102	240	67	46	59	29	24	14	1	—	—	—	—										
4411	Automobile dealers . . . . .	4 661	46 254	204 230	90	22	13	5	12	23	14	1	—	—	—	—										
44111	New car dealers . . . . .	4 491	45 190	199 690	59	7	2	1	11	23	14	1	—	—	—	—										
441110	New car dealers . . . . .	4 491	45 190	199 690	59	7	2	1	11	23	14	1	—	—	—	—										
44112	Used car dealers . . . . .	170	1 064	4 540	31	15	11	4	1	—	—	—	—	—	—	—										
441120	Used car dealers . . . . .	170	1 064	4 540	31	15	11	4	1	—	—	—	—	—	—	—										
4412	Other motor vehicle dealers . . . . .	247	1 466	7 644	20	7	3	4	6	—	—	—	—	—	—	—										
44122	Motorcycle & boat & other MV dealers . . . . .	195	1 065	5 769	17	7	2	4	4	—	—	—	—	—	—	—										
441222	Boat dealers . . . . .	133	646	3 383	12	4	2	3	3	—	—	—	—	—	—	—										
4413	Automotive parts, accessories & tire stores . . . . .	1 319	8 285	33 228	130	38	30	50	11	1	—	—	—	—	—	—										
44131	Automotive parts, accessories & tire stores . . . . .	787	3 845	15 985	81	27	19	29	5	1	—	—	—	—	—	—										
441310	Automotive parts, accessories & tire stores . . . . .	787	3 845	15 985	81	27	19	29	5	1	—	—	—	—	—	—										
44132	Tire dealers . . . . .	532	4 440	17 243	49	11	11	21	6	—	—	—	—	—	—	—										
441320	Tire dealers . . . . .	532	4 440	17 243	49	11	11	21	6	—	—	—	—	—	—	—										
442	Furniture & home furnishing stores . . . . .	2 347	15 207	61 971	178	75	43	34	17	7	2	—	—	—	—	—										
4421	Furniture stores . . . . .	1 067	7 102	28 493	76	35	18	12	6	4	1	—	—	—	—	—										
44211	Furniture stores . . . . .	1 067	7 102	28 493	76	35	18	12	6	4	1	—	—	—	—	—										
442110	Furniture stores . . . . .	1 067	7 102	28 493	76	35	18	12	6	4	1	—	—	—	—	—										

See footnotes at end of table.



**Table 6. Counties—Employees, Payroll, and Establishments by Industry: 2001—Con.**

[Excludes most government employees, railroad employees, and self-employed persons. Size class 1 to 4 includes establishments with payroll, but no employees, during mid-March pay period. (D) denotes figures withheld to avoid disclosing data for individual companies; the data are included in broader industry totals. Detailed industries with 100 or more employees are shown if industry was not a (D). For explanation of terms, abbreviations, and data reliability/comparability, see introductory text]

NAICS code	Industry	Number of employees for week including March 12	Payroll (\$1,000)		Total number of establishments	Number of establishments by employment-size class																				
			First quarter	Annual		1 to 4	5 to 9	10 to 19	20 to 49	50 to 99	100 to 249	250 to 499	500 to 999	1,000 or more												
<b>BALTIMORE—Con.</b>																										
<b>44-45 Retail trade—Con.</b>																										
Furniture & home furnishing stores—Con.																										
442	Home furnishings stores	1 280	8 105	33 478	102	40	25	22	11	3	1	—	—	—	—	—	—									
4422	Floor covering stores	600	5 814	25 316	45	18	10	11	4	1	1	—	—	—	—	—	—									
442210	Floor covering stores	600	5 814	25 316	45	18	10	11	4	1	1	—	—	—	—	—	—									
44229	Other home furnishings stores	680	2 291	8 162	57	22	15	11	7	2	—	—	—	—	—	—	—									
442299	All other home furnishings stores	657	2 196	7 890	52	19	14	10	7	2	—	—	—	—	—	—	—									
443	Electronics & appliance stores	1 678	11 796	48 021	139	64	42	14	11	4	4	—	—	—	—	—	—									
4431	Electronics & appliance stores	1 678	11 796	48 021	139	64	42	14	11	4	4	—	—	—	—	—	—									
44311	Appliance, TV & all other electronics stores	1 321	9 637	39 678	84	35	24	10	8	3	4	—	—	—	—	—	—									
443111	Household appliance stores	170	1 643	7 530	20	9	6	3	2	—	—	—	—	—	—	—	—									
443112	Radio, television & other electronics stores	1 151	7 994	32 148	64	26	18	7	6	3	4	—	—	—	—	—	—									
44312	Computer & software stores	249	1 682	6 482	37	23	10	—	3	1	—	—	—	—	—	—	—									
443120	Computer & software stores	249	1 682	6 482	37	23	10	—	3	1	—	—	—	—	—	—	—									
44313	Camera & photographic supplies stores	108	477	1 861	18	6	8	4	—	—	—	—	—	—	—	—	—									
443130	Camera & photographic supplies stores	108	477	1 861	18	6	8	4	—	—	—	—	—	—	—	—	—									
444	Bldg material & garden equip & supp dealers	3 533	25 246	109 415	186	78	35	35	21	7	9	1	—	—	—	—	—									
4441	Building material & supplies dealers	2 977	22 678	97 646	149	65	30	23	16	6	8	1	—	—	—	—	—									
44411	Home centers	(G)	(D)	(D)	11	3	—	—	—	—	7	1	—	—	—	—	—									
44412	Paint & wallpaper stores	100	559	2 424	23	16	6	—	1	—	—	—	—	—	—	—	—									
444120	Paint & wallpaper stores	100	559	2 424	23	16	6	—	1	—	—	—	—	—	—	—	—									
44419	Other building material dealers	1 371	13 415	57 520	95	33	19	21	15	6	1	—	—	—	—	—	—									
444190	Other building material dealers	1 371	13 415	57 520	95	33	19	21	15	6	1	—	—	—	—	—	—									
4442	Lawn & garden equip & supplies stores	556	2 568	11 769	37	13	5	12	5	1	1	—	—	—	—	—	—									
44422	Nursery & garden centers	490	2 271	10 319	24	6	2	9	5	1	1	—	—	—	—	—	—									
444220	Nursery & garden centers	490	2 271	10 319	24	6	2	9	5	1	1	—	—	—	—	—	—									
445	Food & beverage stores	10 442	51 137	205 243	497	204	116	76	34	34	33	—	—	—	—	—	—									
4451	Grocery stores	9 159	46 543	184 705	263	67	64	41	24	34	33	—	—	—	—	—	—									
44511	Grocery (except convenience) stores	8 259	43 758	172 618	145	31	16	14	17	34	33	—	—	—	—	—	—									
445110	Grocery (except convenience) stores	8 259	43 758	172 618	145	31	16	14	17	34	33	—	—	—	—	—	—									
44512	Convenience stores	900	2 785	12 087	118	36	48	27	7	—	—	—	—	—	—	—	—									
445120	Convenience stores	900	2 785	12 087	118	36	48	27	7	—	—	—	—	—	—	—	—									
4452	Specialty food stores	449	1 292	6 497	86	48	23	12	3	—	—	—	—	—	—	—	—									
44521	Meat markets	115	366	1 719	18	8	6	3	1	—	—	—	—	—	—	—	—									
445210	Meat markets	115	366	1 719	18	8	6	3	1	—	—	—	—	—	—	—	—									
44529	Other specialty food stores	191	491	2 309	43	27	11	4	1	—	—	—	—	—	—	—	—									
4453	Beer, wine & liquor stores	834	3 302	14 041	148	89	29	23	7	—	—	—	—	—	—	—	—									
44531	Beer, wine & liquor stores	834	3 302	14 041	148	89	29	23	7	—	—	—	—	—	—	—	—									
445310	Beer, wine & liquor stores	834	3 302	14 041	148	89	29	23	7	—	—	—	—	—	—	—	—									
446	Health & personal care stores	3 389	17 831	77 905	276	98	68	67	36	3	4	—	—	—	—	—	—									
4461	Health & personal care stores	3 389	17 831	77 905	276	98	68	67	36	3	4	—	—	—	—	—	—									
44611	Pharmacies & drug stores	2 224	11 679	52 597	119	16	25	45	28	2	3	—	—	—	—	—	—									
446110	Pharmacies & drug stores	2 224	11 679	52 597	119	16	25	45	28	2	3	—	—	—	—	—	—									
44612	Cosmetics, beauty supplies & perfume stores	288	782	3 379	37	17	11	5	4	—	—	—	—	—	—	—	—									
446120	Cosmetics, beauty supplies & perfume stores	288	782	3 379	37	17	11	5	4	—	—	—	—	—	—	—	—									
44613	Optical goods stores	402	2 223	9 205	74	44	18	9	3	—	—	—	—	—	—	—	—									
446130	Optical goods stores	402	2 223	9 205	74	44	18	9	3	—	—	—	—	—	—	—	—									
44619	Other health & personal care stores	475	3 147	12 724	46	21	14	8	1	1	1	—	—	—	—	—	—									
446191	Food (health) supplement stores	179	536	2 123	24	7	10	6	1	—	—	—	—	—	—	—	—									
446199	All other health & personal care stores	296	2 611	10 601	22	14	4	2	—	1	1	—	—	—	—	—	—									
447	Gasoline stations	1 530	5 549	24 059	205	86	64	43	11	1	—	—	—	—	—	—	—									
4471	Gasoline stations	1 530	5 549	24 059	205	86	64	43	11	1	—	—	—	—	—	—	—									
44711	Gasoline stations with convenience stores	665	2 249	9 868	80	30	27	16	6	1	—	—	—	—	—	—	—									
447110	Gasoline stations with convenience stores	665	2 249	9 868	80	30	27	16	6	1	—	—	—	—	—	—	—									
44719	Other gasoline stations	865	3 300	14 191	125	56	37	27	5	—	—	—	—	—	—	—	—									
447190	Other gasoline stations	865	3 300	14 191	125	56	37	27	5	—	—	—	—	—	—	—	—									
448	Clothing & clothing accessories stores	6 106	23 692	97 441	470	134	174	103	41	14	3	—	—	—	—	—	—									
4481	Clothing stores	4 594	15 077	62 863	279	69	87	73	33	14	2	—	—	—	—	—	—									
44811	Men's clothing stores	420	1 680	7 433	41	10	17	8	6	—	—	—	—	—	—	—	—									
448110	Men's clothing stores	420	1 680	7 433	41	10	17	8	6	—	—	—	—	—	—	—	—									
44812	Women's clothing stores	1 412	3 990	16 578	120	29	41	37	9	3	1	—	—	—	—	—	—									
448120	Women's clothing stores	1 412	3 990	16 578	120	29	41	37	9	3	1	—	—	—	—	—	—									
44813	Children's & infants' clothing stores	381	1 272	5 277	23	2	6	11	2	2	—	—	—	—	—	—	—									
448130	Children's & infants' clothing stores	381	1 272	5 277	23	2	6	11	2	2	—	—	—	—	—	—	—									
44814	Family clothing stores	1 915	6 279	25 889	43	11	3	7	12	8	1	—	—	—	—	—	—									
448140	Family clothing stores	1 915	6 279	25 889	43	11	3	7	12	8	1	—	—	—	—	—	—									
44815	Clothing accessories stores	145	618	2 376	17	5	10	1	—	1	—	—	—	—	—	—	—									
448150	Clothing accessories stores	145	618	2 376	17	5	10	1	—	1	—	—	—	—	—	—	—									
44819	Other clothing stores	321	1 238	5 310	35	12	10	9	4	—	—	—	—	—	—	—	—									
448190	Other clothing stores	321	1 238	5 310	35	12	10	9	4	—	—	—	—	—	—	—	—									
4482	Shoe stores	767	2 616	10 632	101	34	42	21	4	—	—	—	—	—	—	—	—									
44821	Shoe stores	767	2 616	10 632	101	34	42	21	4	—	—	—	—	—	—	—	—									
448210	Shoe stores	767	2 616	10 632	101	34	42	21	4	—	—	—	—	—	—	—	—									
4483	Jewelry, luggage & leather goods stores	745	5 999	23 946	90	31	45	9	4	—	1	—	—	—	—	—	—									
44831	Jewelry stores	668	5 608	22 525	80	27	41	8	3	—	1	—	—	—	—	—	—									
448310	Jewelry stores	668	5 608	22 525	80	27	41	8	3	—	1	—	—	—	—	—	—									
451	Sporting goods, hobby, book & music stores	2 531	9 280																							

**Table 6. Counties—Employees, Payroll, and Establishments by Industry: 2001—Con.**

[Excludes most government employees, railroad employees, and self-employed persons. Size class 1 to 4 includes establishments with payroll, but no employees, during mid-March pay period. (D) denotes figures withheld to avoid disclosing data for individual companies; the data are included in broader industry totals. Detailed industries with 100 or more employees are shown if industry was not a (D). For explanation of terms, abbreviations, and data reliability/comparability, see introductory text]

NAICS code	Industry	Number of employees for week including March 12	Payroll (\$1,000)		Total number of establishments	Number of establishments by employment-size class								
			First quarter	Annual		1 to 4	5 to 9	10 to 19	20 to 49	50 to 99	100 to 249	250 to 499	500 to 999	1,000 or more
<b>BALTIMORE—Con.</b>														
<b>44-45 Retail trade—Con.</b>														
451	Sporting goods, hobby, book & music stores—Con.													
4512	Book, periodical & music stores	702	2 540	9 277	53	9	21	15	5	3	—	—	—	—
45121	Book stores & news dealers	475	1 931	6 879	24	4	6	6	5	3	—	—	—	—
45122	Prerecorded tape, CD & record stores	227	609	2 398	29	5	15	9	—	—	—	—	—	—
451220	Prerecorded tape, CD & record stores	227	609	2 398	29	5	15	9	—	—	—	—	—	—
452	General merchandise stores	7 875	29 471	125 276	95	14	16	13	10	8	27	7	—	—
4521	Department stores	5 815	21 567	90 396	35	1	—	—	2	6	20	6	—	—
45211	Department stores	5 815	21 567	90 396	35	1	—	—	2	6	20	6	—	—
452110	Department stores	5 815	21 567	90 396	35	1	—	—	2	6	20	6	—	—
4529	Other general merchandise stores	2 060	7 904	34 880	60	13	16	13	8	2	7	1	—	—
45291	Warehouse clubs & superstores	830	3 982	18 346	6	—	—	—	—	1	5	—	—	—
452910	Warehouse clubs & superstores	830	3 982	18 346	6	—	—	—	—	1	5	—	—	—
45299	All other general merchandise stores	1 230	3 922	16 534	54	13	16	13	8	1	2	1	—	—
452990	All other general merchandise stores	1 230	3 922	16 534	54	13	16	13	8	1	2	1	—	—
453	Miscellaneous store retailers	3 086	12 911	53 996	300	122	71	68	33	4	2	—	—	—
4531	Florists	689	2 531	11 382	58	27	11	10	8	1	1	—	—	—
45311	Florists	689	2 531	11 382	58	27	11	10	8	1	1	—	—	—
453110	Florists	689	2 531	11 382	58	27	11	10	8	1	1	—	—	—
4532	Office supplies, stationery & gift stores	1 048	4 865	19 078	107	34	29	31	13	—	—	—	—	—
45321	Office supplies & stationery stores	395	2 284	8 556	22	1	6	7	8	—	—	—	—	—
453210	Office supplies & stationery stores	395	2 284	8 556	22	1	6	7	8	—	—	—	—	—
45322	Gift, novelty & souvenir stores	653	2 581	10 522	85	33	23	24	5	—	—	—	—	—
453220	Gift, novelty & souvenir stores	653	2 581	10 522	85	33	23	24	5	—	—	—	—	—
4533	Used merchandise stores	297	917	3 985	32	16	7	4	4	1	—	—	—	—
45331	Used merchandise stores	297	917	3 985	32	16	7	4	4	1	—	—	—	—
453310	Used merchandise stores	297	917	3 985	32	16	7	4	4	1	—	—	—	—
4539	Other miscellaneous store retailers	1 052	4 598	19 551	103	45	24	23	8	2	1	—	—	—
45391	Pet & pet supplies stores	365	1 352	5 441	27	8	10	2	6	1	—	—	—	—
453910	Pet & pet supplies stores	365	1 352	5 441	27	8	10	2	6	1	—	—	—	—
45399	All other miscellaneous store retailers	632	2 868	12 459	63	30	9	20	2	1	1	—	—	—
453991	Tobacco stores	136	412	1 725	8	4	—	2	1	1	—	—	—	—
453998	All other misc store retailers (exc tobacco)	496	2 456	10 734	55	26	9	18	1	—	1	—	—	—
454	Nonstore retailers	1 133	7 800	31 706	129	79	20	19	7	3	1	—	—	—
4541	Electronic shopping & mail-order houses	360	2 055	7 975	35	22	5	6	—	1	1	—	—	—
45411	Electronic shopping & mail-order houses	360	2 055	7 975	35	22	5	6	—	1	1	—	—	—
454110	Electronic shopping & mail-order houses	360	2 055	7 975	35	22	5	6	—	1	1	—	—	—
4542	Vending machine operators	168	1 149	5 250	20	14	2	2	1	1	—	—	—	—
45421	Vending machine operators	168	1 149	5 250	20	14	2	2	1	1	—	—	—	—
454210	Vending machine operators	168	1 149	5 250	20	14	2	2	1	1	—	—	—	—
4543	Direct selling establishments	605	4 596	18 481	74	43	13	11	6	1	—	—	—	—
45431	Fuel dealers	283	2 571	9 997	21	9	3	6	2	1	—	—	—	—
454311	Heating oil dealers	241	2 161	8 392	17	7	2	6	1	1	—	—	—	—
45439	Other direct selling establishments	322	2 025	8 484	53	34	10	5	4	—	—	—	—	—
454390	Other direct selling establishments	322	2 025	8 484	53	34	10	5	4	—	—	—	—	—
<b>48-49</b>	<b>Transportation &amp; warehousing</b>	<b>7 509</b>	<b>59 619</b>	<b>244 254</b>	<b>370</b>	<b>214</b>	<b>59</b>	<b>47</b>	<b>28</b>	<b>15</b>	<b>5</b>	<b>1</b>	<b>—</b>	<b>1</b>
484	Truck transportation	2 248	20 699	87 779	201	124	27	24	15	8	3	—	—	—
4841	General freight trucking	1 349	14 004	58 761	86	58	6	5	10	4	3	—	—	—
48411	General freight trucking, local	234	2 284	8 854	40	31	4	1	3	1	—	—	—	—
484110	General freight trucking, local	234	2 284	8 854	40	31	4	1	3	1	—	—	—	—
48412	General freight trucking, long-distance	1 115	11 720	49 907	46	27	2	4	7	3	3	—	—	—
484121	General freight trucking, long-distance, TL	661	6 579	28 477	37	23	1	4	6	2	1	—	—	—
484122	General freight trucking, long-distance, LTL	454	5 141	21 430	9	4	1	—	1	1	2	—	—	—
4842	Specialized freight trucking	899	6 695	29 018	115	66	21	19	5	4	—	—	—	—
48421	Used household & office goods moving	377	2 638	10 672	28	8	6	9	3	2	—	—	—	—
484210	Used household & office goods moving	377	2 638	10 672	28	8	6	9	3	2	—	—	—	—
48422	Specialized freight (exc used) trucking, local	365	2 662	12 050	70	51	10	6	2	1	—	—	—	—
484220	Specialized freight (exc used) trucking, local	365	2 662	12 050	70	51	10	6	2	1	—	—	—	—
48423	Specialized freight (exc used) trucking, LDist	157	1 395	6 296	17	7	5	4	—	1	—	—	—	—
484230	Specialized freight (exc used) trucking, LDist	157	1 395	6 296	17	7	5	4	—	1	—	—	—	—
485	Transit & ground passenger transportation	862	3 071	9 512	38	18	5	6	6	1	1	1	—	—
4854	School & employee bus transportation	588	1 927	5 566	9	3	1	1	1	1	1	1	—	—
48541	School & employee bus transportation	588	1 927	5 566	9	3	1	1	1	1	1	1	—	—
485410	School & employee bus transportation	588	1 927	5 566	9	3	1	1	1	1	1	1	—	—
4855	Charter bus industry	110	566	1 437	5	1	—	1	3	—	—	—	—	—
48551	Charter bus industry	110	566	1 437	5	1	—	1	3	—	—	—	—	—
485510	Charter bus industry	110	566	1 437	5	1	—	1	3	—	—	—	—	—
488	Transportation support activities	409	3 371	14 419	67	37	17	10	3	—	—	—	—	—
4884	Road transportation support activities	(C)	(D)	(D)	32	13	12	7	—	—	—	—	—	—
48841	Motor vehicle towing	169	1 034	4 540	30	12	11	7	—	—	—	—	—	—
488410	Motor vehicle towing	169	1 034	4 540	30	12	11	7	—	—	—	—	—	—
4885	Freight transportation arrangement	157	1 524	6 486	28	19	5	2	2	—	—	—	—	—
48851	Freight transportation arrangement	157	1 524	6 486	28	19	5	2	2	—	—	—	—	—
488510	Freight transportation arrangement	157	1 524	6 486	28	19	5	2	2	—	—	—	—	—
492	Couriers & messengers	3 609	29 753	119 577	36	22	6	2	—	4	1	—	—	1
4921	Couriers	(H)	(D)	(D)	16	12	—	—	—	2	1	—	—	1
49211	Couriers	(H)	(D)	(D)	16	12	—	—	—	2	1	—	—	1
4922	Local messengers & local delivery	(C)	(D)	(D)	20	10	6	2	—	2	—	—	—	—
49221	Local messengers & local delivery	(C)	(D)	(D)	20	10	6	2	—	2	—	—	—	—

See footnotes at end of table.

**Table 6. Counties—Employees, Payroll, and Establishments by Industry: 2001—Con.**

[Excludes most government employees, railroad employees, and self-employed persons. Size class 1 to 4 includes establishments with payroll, but no employees, during mid-March pay period. (D) denotes figures withheld to avoid disclosing data for individual companies; the data are included in broader industry totals. Detailed industries with 100 or more employees are shown if industry was not a (D). For explanation of terms, abbreviations, and data reliability/comparability, see introductory text]

NAICS code	Industry	Number of employees for week including March 12	Payroll (\$1,000)		Total number of establishments	Number of establishments by employment-size class									
			First quarter	Annual		1 to 4	5 to 9	10 to 19	20 to 49	50 to 99	100 to 249	250 to 499	500 to 999	1,000 or more	
<b>BALTIMORE—Con.</b>															
<b>48-49 Transportation &amp; warehousing—Con.</b>															
493	Warehousing & storage	294	1 987	9 318	12	2	2	4	2	2	—	—	—	—	
4931	Warehousing & storage	294	1 987	9 318	12	2	2	4	2	2	—	—	—	—	
49311	General warehousing & storage	294	1 987	9 318	12	2	2	4	2	2	—	—	—	—	
493110	General warehousing & storage	294	1 987	9 318	12	2	2	4	2	2	—	—	—	—	
<b>51</b>	<b>Information</b>	<b>9 408</b>	<b>103 704</b>	<b>391 786</b>	<b>315</b>	<b>161</b>	<b>44</b>	<b>36</b>	<b>37</b>	<b>20</b>	<b>11</b>	<b>3</b>	<b>2</b>	<b>1</b>	
511	Publishing industries	1 214	13 725	60 941	82	38	16	13	8	6	1	—	—	—	
5111	Newspaper, periodical, book, database publishers	878	9 366	38 116	52	21	12	8	6	4	1	—	—	—	
51111	Newspaper publishers	138	1 089	4 349	11	4	4	1	1	1	—	—	—	—	
511110	Newspaper publishers	138	1 089	4 349	11	4	4	1	1	1	—	—	—	—	
51112	Periodical publishers	113	1 056	4 194	17	11	1	3	2	—	—	—	—	—	
511120	Periodical publishers	113	1 056	4 194	17	11	1	3	2	—	—	—	—	—	
51113	Book publishers	171	1 346	5 334	9	3	4	—	1	1	—	—	—	—	
511130	Book publishers	171	1 346	5 334	9	3	4	—	1	1	—	—	—	—	
51114	Database and directory publishers	225	2 861	12 669	6	—	1	2	1	2	—	—	—	—	
511140	Database and directory publishers	225	2 861	12 669	6	—	1	2	1	2	—	—	—	—	
51119	Other publishers	231	3 014	11 570	9	3	2	2	1	—	1	—	—	—	
5112	Software publishers	336	4 359	22 825	30	17	4	5	2	2	—	—	—	—	
51121	Software publishers	336	4 359	22 825	30	17	4	5	2	2	—	—	—	—	
511210	Software publishers	336	4 359	22 825	30	17	4	5	2	2	—	—	—	—	
512	Motion picture & sound recording industries	859	3 094	13 772	56	34	4	2	11	4	1	—	—	—	
5121	Motion picture & video industries	852	3 056	13 591	52	30	4	2	11	4	1	—	—	—	
51211	Motion picture & video production	141	732	3 351	27	23	1	1	1	1	—	—	—	—	
512110	Motion picture & video production	141	732	3 351	27	23	1	1	1	1	—	—	—	—	
51213	Motion picture & video exhibition	611	1 469	6 663	16	2	2	—	8	3	1	—	—	—	
513	Broadcasting & telecommunications	6 122	73 169	265 742	131	59	20	15	18	7	8	1	2	1	
5131	Radio & television broadcasting	(F)	(D)	(D)	20	6	1	2	7	1	3	—	—	—	
51311	Radio broadcasting	553	5 773	21 949	14	5	—	1	5	1	2	—	—	—	
51312	Television broadcasting	(C)	(D)	(D)	6	1	1	1	2	—	1	—	—	—	
5132	Cable networks & program distribution	(F)	(D)	(D)	5	2	—	—	1	—	1	—	1	—	
51322	Cable & other program distribution	(F)	(D)	(D)	5	2	—	—	1	—	1	—	1	—	
5133	Telecommunications	4 504	51 669	192 583	106	51	19	13	10	6	4	1	1	1	
51331	Wired telecommunications carriers	4 125	45 831	171 211	61	28	10	6	4	6	4	1	1	1	
513310	Wired telecommunications carriers	4 125	45 831	171 211	61	28	10	6	4	6	4	1	1	1	
51332	Wireless telecom carriers (exc satellite)	343	5 213	19 177	38	18	8	7	5	—	—	—	—	—	
513322	Cellular & other wireless telecommunications	244	3 614	14 118	28	10	8	7	3	—	—	—	—	—	
514	Information & data processing services	1 213	13 716	51 331	46	30	4	6	—	3	1	2	—	—	
5141	Information services	673	7 950	26 892	24	16	3	3	—	—	1	1	—	—	
51419	Other information services	(F)	(D)	(D)	23	15	3	3	—	—	1	1	—	—	
5142	Data processing services	540	5 766	24 439	22	14	1	3	—	3	—	1	—	—	
51421	Data processing services	540	5 766	24 439	22	14	1	3	—	3	—	1	—	—	
514210	Data processing services	540	5 766	24 439	22	14	1	3	—	3	—	1	—	—	
<b>52</b>	<b>Finance &amp; insurance</b>	<b>21 952</b>	<b>290 562</b>	<b>1 059 451</b>	<b>1 370</b>	<b>707</b>	<b>283</b>	<b>176</b>	<b>133</b>	<b>43</b>	<b>19</b>	<b>4</b>	<b>4</b>	<b>1</b>	
522	Credit intermediation & related activities	8 982	96 912	376 049	564	196	158	120	68	16	3	1	2	—	
5221	Depository credit intermediation	4 627	33 103	141 217	298	58	105	77	48	8	1	1	—	—	
52211	Commercial banking	3 178	20 165	89 098	211	38	75	62	30	5	—	1	—	—	
522110	Commercial banking	3 178	20 165	89 098	211	38	75	62	30	5	—	1	—	—	
52212	Savings institutions	1 007	9 688	38 266	61	9	27	12	11	1	1	—	—	—	
522120	Savings institutions	1 007	9 688	38 266	61	9	27	12	11	1	1	—	—	—	
52213	Credit unions	442	3 250	13 853	26	11	3	3	7	2	—	—	—	—	
522130	Credit unions	442	3 250	13 853	26	11	3	3	7	2	—	—	—	—	
5222	Nondepository credit intermediation	3 441	49 492	168 397	169	83	40	26	10	7	1	—	2	—	
52221	Credit card issuing	(F)	(D)	(D)	3	—	1	—	—	—	1	—	1	—	
52222	Sales financing	1 437	28 769	87 233	28	12	4	4	2	5	—	—	1	—	
522220	Sales financing	1 437	28 769	87 233	28	12	4	4	2	5	—	—	1	—	
52229	Other nondepository credit intermediation	(G)	(D)	(D)	138	71	35	22	8	2	—	—	—	—	
522291	Consumer lending	109	1 479	4 998	25	15	8	2	—	—	—	—	—	—	
522292	Real estate credit	730	8 343	39 526	90	44	22	17	6	1	—	—	—	—	
5223	Activities related to credit intermediation	914	14 317	66 435	97	55	13	17	10	1	1	—	—	—	
52231	Mortgage & nonmortgage brokers	512	6 774	35 080	71	43	9	11	8	—	—	—	—	—	
522310	Mortgage & nonmortgage brokers	512	6 774	35 080	71	43	9	11	8	—	—	—	—	—	
52232	Financial clearinghouse & reserve activities	230	6 104	25 282	6	3	—	—	—	1	1	—	—	—	
522320	Financial clearinghouse & reserve activities	230	6 104	25 282	6	3	—	—	—	1	1	—	—	—	
52239	Other credit intermediation activities	172	1 439	6 073	20	9	4	5	2	—	—	—	—	—	
522390	Other credit intermediation activities	172	1 439	6 073	20	9	4	5	2	—	—	—	—	—	
523	Security, commodity contracts & like activity	2 968	60 913	213 607	175	111	30	14	12	6	—	—	2	—	
5231	Scrtcy & comdty contracts intermed & brokerage	802	25 552	81 339	66	38	13	3	7	5	—	—	—	—	
52311	Investment banking & securities dealing	(C)	(D)	(D)	13	9	2	1	—	1	—	—	—	—	
52312	Securities brokerage	687	20 715	69 564	52	29	10	2	7	4	—	—	—	—	
523120	Securities brokerage	687	20 715	69 564	52	29	10	2	7	4	—	—	—	—	
5239	Other financial investment activities	2 166	35 361	132 268	109	73	17	11	5	1	—	—	2	—	
52392	Portfolio management	1 270	26 364	94 723	50	29	10	6	3	1	—	—	1	—	
523920	Portfolio management	1 270	26 364	94 723	50	29	10	6	3	1	—	—	1	—	
52393	Investment advice	124	2 101	10 126	38	29	4	5	—	—	—	—	—	—	
523930	Investment advice	124	2 101	10 126	38	29	4	5	—	—	—	—	—	—	
52399	All other financial investment activities	(F)	(D)	(D)	8	5	1	—	1	—	—	—	1	—	

See footnotes at end of table.

**Table 6. Counties—Employees, Payroll, and Establishments by Industry: 2001—Con.**

[Excludes most government employees, railroad employees, and self-employed persons. Size class 1 to 4 includes establishments with payroll, but no employees, during mid-March pay period. (D) denotes figures withheld to avoid disclosing data for individual companies; the data are included in broader industry totals. Detailed industries with 100 or more employees are shown if industry was not a (D). For explanation of terms, abbreviations, and data reliability/comparability, see introductory text]

NAICS code	Industry	Number of employees for week including March 12	Payroll (\$1,000)		Total number of establishments	Number of establishments by employment-size class									
			First quarter	Annual		1 to 4	5 to 9	10 to 19	20 to 49	50 to 99	100 to 249	250 to 499	500 to 999	1,000 or more	
<b>BALTIMORE—Con.</b>															
<b>52</b>	<b>Finance &amp; insurance—Con.</b>														
524	Insurance carriers & related activities .....	9 761	131 056	462 464	620	393	94	42	53	18	16	3	—	1	
5241	Insurance carriers .....	5 768	84 309	277 657	126	53	16	11	23	11	9	2	—	1	
52411	Direct life, health, medical insurance carriers .....	3 639	58 087	180 334	47	22	4	2	10	2	5	1	—	1	
524113	Direct life insurance carriers .....	823	12 285	41 675	37	19	4	2	8	2	2	—	—	—	
524114	Direct health & medical insurance carriers .....	2 816	45 802	138 659	10	3	—	—	2	—	3	1	—	1	
52412	Other direct insurance carriers .....	2 065	24 955	93 410	75	29	12	9	11	9	4	1	—	—	
524126	Direct property & casualty insurance carriers .....	1 940	23 531	87 571	66	24	11	8	10	8	4	1	—	—	
5242	Agencies & other insurance related activities .....	3 993	46 747	184 807	494	340	78	31	30	7	7	1	—	—	
52421	Insurance agencies & brokerages .....	2 821	35 036	136 016	428	310	68	21	21	4	3	1	—	—	
524210	Insurance agencies & brokerages .....	2 821	35 036	136 016	428	310	68	21	21	4	3	1	—	—	
52429	Other insurance related activities .....	1 172	11 711	48 791	66	30	10	10	9	3	4	—	—	—	
524291	Claims adjusting .....	372	3 741	15 038	22	6	6	2	6	2	—	—	—	—	
524292	Insurance & pension funds, third party admin .....	569	6 089	25 317	29	15	3	7	1	—	3	—	—	—	
524298	All other insurance related activities .....	231	1 881	8 436	15	9	1	1	2	1	1	—	—	—	
525	Funds, trusts, & other financial vehicles (part) .....	241	1 681	7 331	11	7	1	—	—	3	—	—	—	—	
5259	Other investment pools & funds .....	241	1 681	7 331	11	7	1	—	—	3	—	—	—	—	
52593	Real estate investment trusts .....	229	1 570	7 125	6	3	—	—	—	3	—	—	—	—	
525930	Real estate investment trusts .....	229	1 570	7 125	6	3	—	—	—	3	—	—	—	—	
<b>53</b>	<b>Real estate &amp; rental &amp; leasing .....</b>														
531	Real estate .....	6 648	57 594	235 834	609	384	118	61	22	17	4	2	—	1	
5311	Lessors of real estate .....	3 757	33 474	133 038	238	142	45	29	12	6	1	2	—	1	
53111	Lessors of residential buildings & dwellings .....	3 029	25 467	97 429	132	61	33	24	7	4	—	2	—	1	
531110	Lessors of residential buildings & dwellings .....	3 029	25 467	97 429	132	61	33	24	7	4	—	2	—	1	
53112	Lessors of nonres bldg (exc min Warehouses) .....	612	7 117	32 436	73	54	8	4	4	2	1	—	—	—	
531120	Lessors of nonres bldg (exc min Warehouses) .....	612	7 117	32 436	73	54	8	4	4	2	1	—	—	—	
5312	Offices of real estate agents & brokers .....	775	5 936	24 899	176	122	36	15	1	2	—	—	—	—	
53121	Offices of real estate agents & brokers .....	775	5 936	24 899	176	122	36	15	1	2	—	—	—	—	
531210	Offices of real estate agents & brokers .....	775	5 936	24 899	176	122	36	15	1	2	—	—	—	—	
5313	Activities related to real estate .....	2 116	18 184	77 897	195	120	37	17	9	9	3	—	—	—	
53131	Real estate property managers .....	1 641	13 733	56 730	106	55	24	10	7	7	3	—	—	—	
531311	Residential property managers .....	1 057	8 266	35 533	66	36	15	6	4	2	3	—	—	—	
531312	Nonresidential property managers .....	584	5 467	21 197	40	19	9	4	3	5	—	—	—	—	
53132	Offices of real estate appraisers .....	212	1 553	7 571	46	33	9	3	—	1	—	—	—	—	
531320	Offices of real estate appraisers .....	212	1 553	7 571	46	33	9	3	—	1	—	—	—	—	
53139	Other activities related to real estate .....	263	2 898	13 596	43	32	4	4	2	1	—	—	—	—	
531390	Other activities related to real estate .....	263	2 898	13 596	43	32	4	4	2	1	—	—	—	—	
532	Rental & leasing services .....	1 410	9 258	38 010	159	66	46	32	13	2	—	—	—	—	
5321	Automotive equipment rental & leasing .....	316	2 478	9 410	37	18	12	2	4	1	—	—	—	—	
53211	Passenger car rental & leasing .....	162	1 199	4 824	18	9	6	1	1	1	—	—	—	—	
53212	Truck, utility trailer & RV rental & leasing .....	154	1 279	4 586	19	9	6	1	3	—	—	—	—	—	
532120	Truck, utility trailer & RV rental & leasing .....	154	1 279	4 586	19	9	6	1	3	—	—	—	—	—	
5322	Consumer goods rental .....	610	2 244	9 633	70	25	15	27	3	—	—	—	—	—	
53223	Video tape & disc rental .....	379	903	4 052	40	10	8	21	1	—	—	—	—	—	
532230	Video tape & disc rental .....	379	903	4 052	40	10	8	21	1	—	—	—	—	—	
53229	Other consumer goods rental .....	153	1 031	3 939	15	5	4	4	2	—	—	—	—	—	
5323	General rental centers .....	145	901	4 221	15	4	10	—	—	1	—	—	—	—	
53231	General rental centers .....	145	901	4 221	15	4	10	—	—	1	—	—	—	—	
532310	General rental centers .....	145	901	4 221	15	4	10	—	—	1	—	—	—	—	
5324	Commercial, industrial equip rental & leasing .....	339	3 635	14 746	37	19	9	3	6	—	—	—	—	—	
53241	Const, trans, mining equip rental & leasing .....	199	2 314	9 236	15	4	6	1	4	—	—	—	—	—	
532412	Const, mining, forestry equip rental & leasing .....	199	2 314	9 236	15	4	6	1	4	—	—	—	—	—	
53249	Oth commercial, industrial equip rental, lease .....	130	1 169	4 902	17	10	3	2	2	—	—	—	—	—	
532490	Oth commercial, industrial equip rental, lease .....	130	1 169	4 902	17	10	3	2	2	—	—	—	—	—	
<b>54</b>	<b>Professional, scientific &amp; technical services .....</b>														
541	Professional, scientific & technical services .....	22 382	252 430	1 099 683	2 395	1 634	361	188	136	42	26	6	1	1	
5411	Legal services .....	2 523	25 163	120 858	579	424	97	38	19	1	—	—	—	—	
54111	Offices of lawyers .....	2 127	21 804	105 529	510	387	75	30	17	1	—	—	—	—	
541110	Offices of lawyers .....	2 127	21 804	105 529	510	387	75	30	17	1	—	—	—	—	
541119	Other legal services .....	396	3 359	15 329	69	37	22	8	2	—	—	—	—	—	
541191	Title abstract & settlement offices .....	367	3 172	14 530	63	34	19	8	2	—	—	—	—	—	
5412	Accounting, tax prep, bookkeep, payroll services .....	4 336	36 520	163 943	409	292	58	29	15	7	5	2	1	—	
54121	Accounting, tax prep, bookkeep, payroll services .....	4 336	36 520	163 943	409	292	58	29	15	7	5	2	1	—	
541211	Offices of certified public accountants .....	1 473	15 994	80 911	232	160	39	17	11	4	1	—	—	—	
541213	Tax preparation services .....	802	1 947	5 182	36	25	5	2	—	1	2	1	—	—	
541214	Payroll services .....	756	8 846	36 965	16	7	2	2	—	1	1	1	—	—	
541219	Other accounting services .....	1 305	9 733	40 885	125	100	12	8	2	1	1	—	1	—	
5413	Architectural, engineering & related services .....	5 595	63 315	278 133	288	151	53	32	33	9	8	1	—	1	
54131	Architectural services .....	220	2 194	10 381	46	28	10	7	1	—	—	—	—	—	
541310	Architectural services .....	220	2 194	10 381	46	28	10	7	1	—	—	—	—	—	
54133	Engineering services .....	4 938	58 054	253 312	169	76	30	15	29	9	8	1	—	1	
541330	Engineering services .....	4 938	58 054	253 312	169	76	30	15	29	9	8	1	—	1	
54138	Testing laboratories .....	210	1 675	7 133	17	8	2	4	3	—	—	—	—	—	
541380	Testing laboratories .....	210	1 675	7 133	17	8	2	4	3	—	—	—	—	—	

See footnotes at end of table.

**Table 6. Counties—Employees, Payroll, and Establishments by Industry: 2001—Con.**

[Excludes most government employees, railroad employees, and self-employed persons. Size class 1 to 4 includes establishments with payroll, but no employees, during mid-March pay period. (D) denotes figures withheld to avoid disclosing data for individual companies; the data are included in broader industry totals. Detailed industries with 100 or more employees are shown if industry was not a (D). For explanation of terms, abbreviations, and data reliability/comparability, see introductory text]

NAICS code	Industry	Number of employees for week including March 12	Payroll (\$1,000)		Total number of establishments	Number of establishments by employment-size class								
			First quarter	Annual		1 to 4	5 to 9	10 to 19	20 to 49	50 to 99	100 to 249	250 to 499	500 to 999	1,000 or more
<b>BALTIMORE—Con.</b>														
<b>54</b>	<b>Professional, scientific &amp; technical services—Con.</b>													
541	Professional, scientific & technical services—Con.													
5414	Specialized design services	479	3 877	17 550	115	82	22	7	4	—	—	—	—	—
54141	Interior design services	152	1 054	5 545	51	36	13	2	—	—	—	—	—	—
541410	Interior design services	152	1 054	5 545	51	36	13	2	—	—	—	—	—	—
54143	Graphic design services	311	2 682	11 422	59	43	7	5	4	—	—	—	—	—
541430	Graphic design services	311	2 682	11 422	59	43	7	5	4	—	—	—	—	—
5415	Computer systems design & related services	3 884	71 591	292 658	309	216	30	19	24	12	6	2	—	—
54151	Computer systems design & related services	3 884	71 591	292 658	309	216	30	19	24	12	6	2	—	—
541511	Custom computer programming services	1 712	31 241	116 863	118	84	10	3	10	8	2	1	—	—
541512	Computer systems design services	1 850	36 393	159 556	123	79	12	12	12	3	4	1	—	—
541519	Other computer related services	297	3 501	15 382	65	51	8	3	2	1	—	—	—	—
5416	Management, sci & tech consulting services	1 742	24 914	113 267	333	261	35	15	13	7	2	—	—	—
54161	Management consulting services	1 275	19 025	86 549	269	213	26	14	11	4	1	—	—	—
541611	Admin & gen management consulting services	465	4 933	24 495	118	99	9	5	3	1	1	—	—	—
541612	Human res & exec search consulting services	345	3 847	16 036	70	51	11	4	3	1	—	—	—	—
541613	Marketing consulting services	352	5 621	26 645	65	52	6	3	2	2	—	—	—	—
541614	Process, phys dist & log consulting services	109	4 594	19 254	11	6	—	2	3	—	—	—	—	—
54162	Environmental consulting services	328	4 105	18 004	24	13	7	—	1	2	1	—	—	—
541620	Environmental consulting services	328	4 105	18 004	24	13	7	—	1	2	1	—	—	—
54169	Oth scientific & technical consulting services	139	1 784	8 714	40	35	2	1	1	1	—	—	—	—
541690	Oth scientific & technical consulting services	139	1 784	8 714	40	35	2	1	1	1	—	—	—	—
5417	Scientific R&D services	538	5 658	26 347	48	20	12	10	4	2	—	—	—	—
54171	R&D in physical, engineering & life sciences	458	5 009	23 230	40	16	11	8	3	2	—	—	—	—
541710	R&D in physical, engineering & life sciences	458	5 009	23 230	40	16	11	8	3	2	—	—	—	—
5418	Advertising & related services	1 478	10 984	43 361	131	84	22	10	2	2	1	—	—	—
54181	Advertising agencies	465	3 912	15 969	50	36	6	2	3	2	1	—	—	—
541810	Advertising agencies	465	3 912	15 969	50	36	6	2	3	2	1	—	—	—
54184	Media representatives	168	3 791	1 419	4	1	—	1	1	—	—	—	—	—
541840	Media representatives	168	3 791	1 419	4	1	—	1	1	—	—	—	—	—
54186	Direct mail advertising	582	4 441	15 278	17	8	2	2	4	—	—	1	—	—
541860	Direct mail advertising	582	4 441	15 278	17	8	2	2	4	—	—	1	—	—
54189	Other services related to advertising	174	1 394	6 360	33	20	8	3	2	—	—	—	—	—
541890	Other services related to advertising	174	1 394	6 360	33	20	8	3	2	—	—	—	—	—
5419	Oth professional, scientific, technical services	1 807	10 408	43 566	183	104	32	28	14	2	3	—	—	—
54191	Marketing research & public opinion polling	580	4 359	16 524	19	8	2	4	3	—	2	—	—	—
541910	Marketing research & public opinion polling	580	4 359	16 524	19	8	2	4	3	—	2	—	—	—
54192	Photographic services (C)	182	604	2 546	49	34	9	6	—	—	—	—	—	—
541921	Photography studios, portrait	182	604	2 546	49	34	9	6	—	—	—	—	—	—
54194	Veterinary services	856	4 476	20 167	63	18	17	16	10	1	1	—	—	—
541940	Veterinary services	856	4 476	20 167	63	18	17	16	10	1	1	—	—	—
54199	All oth prof, scientific & technical services	154	834	3 877	42	36	3	2	—	1	—	—	—	—
541990	All oth prof, scientific & technical services	154	834	3 877	42	36	3	2	—	1	—	—	—	—
<b>55</b>	<b>Management of companies &amp; enterprises</b>	<b>10 310</b>	<b>255 200</b>	<b>664 810</b>	<b>149</b>	<b>54</b>	<b>27</b>	<b>11</b>	<b>21</b>	<b>11</b>	<b>15</b>	<b>7</b>	<b>1</b>	<b>2</b>
551	Management of companies & enterprises	10 310	255 200	664 810	149	54	27	11	21	11	15	7	1	2
5511	Management of companies & enterprises	10 310	255 200	664 810	149	54	27	11	21	11	15	7	1	2
55111	Management of companies & enterprises	10 310	255 200	664 810	149	54	27	11	21	11	15	7	1	2
551114	Corp, subsidiary & regional managing offices	10 006	249 497	644 364	120	38	22	9	17	9	15	7	1	2
<b>56</b>	<b>Admin, support, waste mgt, remediation services</b>	<b>23 896</b>	<b>126 896</b>	<b>561 244</b>	<b>1 198</b>	<b>645</b>	<b>187</b>	<b>142</b>	<b>108</b>	<b>60</b>	<b>43</b>	<b>10</b>	<b>3</b>	<b>—</b>
561	Administrative & support services	22 918	120 146	528 777	1 132	628	172	121	100	55	43	10	3	—
5611	Office administrative services	1 131	9 854	45 277	96	60	10	10	9	4	3	—	—	—
56111	Office administrative services	1 131	9 854	45 277	96	60	10	10	9	4	3	—	—	—
561110	Office administrative services	1 131	9 854	45 277	96	60	10	10	9	4	3	—	—	—
5612	Facilities support services	332	3 331	13 980	13	2	5	2	2	1	1	—	—	—
56121	Facilities support services	332	3 331	13 980	13	2	5	2	2	1	1	—	—	—
561210	Facilities support services	332	3 331	13 980	13	2	5	2	2	1	1	—	—	—
5613	Employment services	8 264	43 427	184 929	145	53	16	10	18	23	21	2	2	—
56131	Employment placement agencies	752	5 409	23 734	32	21	2	1	4	1	3	—	—	—
561310	Employment placement agencies	752	5 409	23 734	32	21	2	1	4	1	3	—	—	—
56132	Temporary help services	6 487	30 112	126 278	108	31	13	9	14	22	16	2	1	—
561320	Temporary help services	6 487	30 112	126 278	108	31	13	9	14	22	16	2	1	—
56133	Employee leasing services	1 025	7 906	34 917	5	1	1	—	—	—	2	—	—	—
561330	Employee leasing services	1 025	7 906	34 917	5	1	1	—	—	—	2	—	—	—
5614	Business support services	1 776	11 637	54 331	132	72	22	14	16	3	5	—	—	—
56141	Document preparation services	108	579	2 377	24	19	2	1	2	—	—	—	—	—
561410	Document preparation services	108	579	2 377	24	19	2	1	2	—	—	—	—	—
56142	Telephone call centers	602	2 762	10 922	18	4	4	2	4	2	2	—	—	—
561421	Telephone answering services	142	686	2 531	6	2	1	—	2	1	—	—	—	—
561422	Telemarketing bureaus	460	2 076	8 391	12	2	3	2	2	1	2	—	—	—
56143	Business service centers	208	1 536	6 307	32	18	8	2	2	—	—	—	—	—
561439	Oth business service centers (incl copy shops)	157	938	3 758	20	11	3	4	2	—	—	—	—	—
56144	Collection agencies	471	3 792	21 580	31	16	5	4	4	—	2	—	—	—
561440	Collection agencies	471	3 792	21 580	31	16	5	4	4	—	2	—	—	—
56145	Credit bureaus	104	979	4 129	6	1	—	2	3	—	—	—	—	—
561450	Credit bureaus	104	979	4 129	6	1	—	2	3	—	—	—	—	—
56149	Other business support services	283	1 989	9 016	21	14	3	1	1	1	1	—	—	—
561492	Court reporting & stenotype services	145	1 065	4 894	11	8	2	—	—	—	1	—	—	—
5615	Travel arrangement & reservation services	482	3 307	12 924	78	46	22	8	1	1	—	—	—	—
56151	Travel agencies	417	2 820	11 162	71	43	21	6	—	1	—	—	—	—
561510	Travel agencies	417	2 820	11 162	71	43	21	6	—	1	—	—	—	—

See footnotes at end of table.

**Table 6. Counties—Employees, Payroll, and Establishments by Industry: 2001—Con.**

[Excludes most government employees, railroad employees, and self-employed persons. Size class 1 to 4 includes establishments with payroll, but no employees, during mid-March pay period. (D) denotes figures withheld to avoid disclosing data for individual companies; the data are included in broader industry totals. Detailed industries with 100 or more employees are shown if industry was not a (D). For explanation of terms, abbreviations, and data reliability/comparability, see introductory text]

NAICS code	Industry	Number of employees for week including March 12	Payroll (\$1,000)		Total number of establishments	Number of establishments by employment-size class								
			First quarter	Annual		1 to 4	5 to 9	10 to 19	20 to 49	50 to 99	100 to 249	250 to 499	500 to 999	1,000 or more
<b>BALTIMORE—Con.</b>														
<b>56</b>	<b>Admin, support, waste mgt, remediation services—Con.</b>													
561	Administrative & support services—Con.													
5616	Investigation & security services	3 749	19 275	84 809	91	36	10	12	14	8	7	4	—	—
56161	Investigation, guard & armored car services	3 063	14 577	64 659	48	15	7	4	6	6	6	4	—	—
561612	Security guards & patrol services	2 153	9 077	42 797	19	4	1	—	4	3	4	3	—	—
56162	Security systems services	686	4 698	20 150	43	21	3	8	8	2	1	—	—	—
561621	Security systems services (except locksmiths)	571	3 964	17 327	33	17	2	6	5	2	1	—	—	—
561622	Locksmiths	115	734	2 823	10	4	1	2	3	—	—	—	—	—
5617	Services to buildings & dwellings	4 918	20 130	93 447	518	329	80	58	33	12	4	2	—	—
56171	Exterminating & pest control services	286	2 003	8 608	23	10	5	3	3	2	—	—	—	—
561710	Exterminating & pest control services	286	2 003	8 608	23	10	5	3	3	2	—	—	—	—
56172	Janitorial services	2 668	7 746	33 659	213	129	32	28	15	5	2	2	—	—
561720	Janitorial services	2 668	7 746	33 659	213	129	32	28	15	5	2	2	—	—
56173	Landscaping services	1 594	8 557	41 518	222	150	36	19	10	5	2	—	—	—
561730	Landscaping services	1 594	8 557	41 518	222	150	36	19	10	5	2	—	—	—
56174	Carpet & upholstery cleaning services	200	1 021	4 456	33	22	4	5	2	—	—	—	—	—
561740	Carpet & upholstery cleaning services	200	1 021	4 456	33	22	4	5	2	—	—	—	—	—
56179	Other services to buildings & dwellings	170	803	5 206	27	18	3	3	3	—	—	—	—	—
561790	Other services to buildings & dwellings	170	803	5 206	27	18	3	3	3	—	—	—	—	—
5619	Other support services	2 266	9 185	39 080	59	30	7	7	7	3	2	2	1	—
56199	All other support services	2 141	8 042	34 953	43	20	6	4	5	3	2	2	1	—
561990	All other support services	2 141	8 042	34 953	43	20	6	4	5	3	2	2	1	—
562	Waste management & remediation services	978	6 750	32 467	66	17	15	21	8	5	—	—	—	—
5621	Waste collection	544	3 456	15 011	40	8	9	16	6	1	—	—	—	—
56211	Waste collection	544	3 456	15 011	40	8	9	16	6	1	—	—	—	—
5629	Remediation & oth waste management services	399	3 049	16 306	22	8	5	3	2	4	—	—	—	—
56291	Remediation services	284	2 091	12 093	12	4	2	1	2	3	—	—	—	—
562910	Remediation services	284	2 091	12 093	12	4	2	1	2	3	—	—	—	—
56299	All other waste management services	(C)	(D)	(D)	9	4	3	1	—	1	—	—	—	—
<b>61</b>	<b>Educational services</b>	<b>6 359</b>	<b>40 070</b>	<b>170 364</b>	<b>238</b>	<b>118</b>	<b>29</b>	<b>31</b>	<b>26</b>	<b>19</b>	<b>12</b>	<b>1</b>	<b>2</b>	<b>—</b>
611	Educational services	6 359	40 070	170 364	238	118	29	31	26	19	12	1	2	—
6111	Elementary & secondary schools	3 399	22 794	93 257	53	7	3	5	12	16	9	1	—	—
61111	Elementary & secondary schools	3 399	22 794	93 257	53	7	3	5	12	16	9	1	—	—
611110	Elementary & secondary schools	3 399	22 794	93 257	53	7	3	5	12	16	9	1	—	—
6112	Junior colleges	(F)	(D)	(D)	2	—	—	—	—	—	1	—	1	—
61121	Junior colleges	(F)	(D)	(D)	2	—	—	—	—	—	1	—	1	—
6113	Colleges, universities & professional schools	922	6 510	28 697	7	3	—	—	1	—	2	—	1	—
61131	Colleges, universities & professional schools	922	6 510	28 697	7	3	—	—	1	—	2	—	1	—
611310	Colleges, universities & professional schools	922	6 510	28 697	7	3	—	—	1	—	2	—	1	—
6114	Business schools & computer & mgt training	(C)	(D)	(D)	25	16	2	5	2	—	—	—	—	—
61142	Computer training	150	1 733	7 138	15	7	2	4	2	—	—	—	—	—
611420	Computer training	150	1 733	7 138	15	7	2	4	2	—	—	—	—	—
6115	Technical & trade schools	(C)	(D)	(D)	25	16	3	3	1	2	—	—	—	—
61151	Technical & trade schools	(C)	(D)	(D)	25	16	3	3	1	2	—	—	—	—
611519	Other technical & trade schools	144	949	3 136	10	7	—	1	—	2	—	—	—	—
6116	Other schools & instruction	796	2 693	11 877	113	66	21	17	8	1	—	—	—	—
61161	Fine arts schools	104	406	1 703	23	16	4	2	1	—	—	—	—	—
611610	Fine arts schools	104	406	1 703	23	16	4	2	1	—	—	—	—	—
61162	Sports & recreation instruction	190	538	3 077	28	21	4	—	2	1	—	—	—	—
611620	Sports & recreation instruction	190	538	3 077	28	21	4	—	2	1	—	—	—	—
61169	All other schools & instruction	479	1 701	6 919	58	26	13	14	5	—	—	—	—	—
611691	Exam preparation & tutoring	245	881	3 196	21	7	5	5	4	—	—	—	—	—
611699	All other miscellaneous schools & instruction	185	682	2 984	23	9	6	7	1	—	—	—	—	—
6117	Educational support services	111	1 188	8 682	13	10	—	1	2	—	—	—	—	—
61171	Educational support services	111	1 188	8 682	13	10	—	1	2	—	—	—	—	—
611710	Educational support services	111	1 188	8 682	13	10	—	1	2	—	—	—	—	—
<b>62</b>	<b>Health care and social assistance</b>	<b>45 831</b>	<b>358 043</b>	<b>1 518 371</b>	<b>2 308</b>	<b>1 157</b>	<b>545</b>	<b>299</b>	<b>160</b>	<b>68</b>	<b>57</b>	<b>11</b>	<b>3</b>	<b>8</b>
621	Ambulatory health care services	17 507	171 478	745 833	1 735	936	440	211	105	24	11	5	2	1
6211	Offices of physicians	7 037	91 946	414 977	835	493	188	86	54	10	2	1	1	—
62111	Offices of physicians	7 037	91 946	414 977	835	493	188	86	54	10	2	1	1	—
621111	Offices of physicians (exc mental health)	6 718	88 325	398 728	779	453	178	83	53	8	2	1	1	—
621112	Offices of physicians, mental health	319	3 621	16 249	56	40	10	3	1	2	—	—	—	—
6212	Offices of dentists	2 506	19 137	88 215	417	192	154	57	14	—	—	—	—	—
62121	Offices of dentists	2 506	19 137	88 215	417	192	154	57	14	—	—	—	—	—
621210	Offices of dentists	2 506	19 137	88 215	417	192	154	57	14	—	—	—	—	—
6213	Offices of other health practitioners	2 362	15 727	72 667	318	197	75	36	7	1	—	1	1	—
62131	Offices of chiropractors	207	1 183	5 925	50	35	11	3	1	—	—	—	—	—
621310	Offices of chiropractors	207	1 183	5 925	50	35	11	3	1	—	—	—	—	—
62132	Offices of optometrists	203	1 030	4 768	40	19	14	7	—	—	—	—	—	—
621320	Offices of optometrists	203	1 030	4 768	40	19	14	7	—	—	—	—	—	—
62133	Offices of other mental health practitioners	518	4 313	20 807	58	45	7	4	—	1	—	1	—	—
621330	Offices of other mental health practitioners	518	4 313	20 807	58	45	7	4	—	1	—	1	—	—
62134	Offices of PT, OT, speech therapy & audiology	1 049	6 332	27 585	95	51	24	16	3	—	—	—	1	—
621340	Offices of PT, OT, speech therapy & audiology	1 049	6 332	27 585	95	51	24	16	3	—	—	—	1	—
62139	Offices of all other health practitioners	385	2 869	13 582	75	47	19	6	3	—	—	—	—	—
621391	Offices of podiatrists	211	1 517	7 187	43	25	14	3	1	—	—	—	—	—
621399	Offices of all other misc health practitioners	174	1 352	6 395	32	22	5	3	2	—	—	—	—	—

See footnotes at end of table.

**Table 6. Counties—Employees, Payroll, and Establishments by Industry: 2001—Con.**

[Excludes most government employees, railroad employees, and self-employed persons. Size class 1 to 4 includes establishments with payroll, but no employees, during mid-March pay period. (D) denotes figures withheld to avoid disclosing data for individual companies; the data are included in broader industry totals. Detailed industries with 100 or more employees are shown if industry was not a (D). For explanation of terms, abbreviations, and data reliability/comparability, see introductory text]

NAICS code	Industry	Number of employees for week including March 12	Payroll (\$1,000)		Total number of establishments	Number of establishments by employment-size class								
			First quarter	Annual		1 to 4	5 to 9	10 to 19	20 to 49	50 to 99	100 to 249	250 to 499	500 to 999	1,000 or more
<b>BALTIMORE—Con.</b>														
<b>62</b>	<b>Health care and social assistance—Con.</b>													
621	Ambulatory health care services—Con.													
6214	Outpatient care centers .....	1 043	7 747	35 295	67	18	12	19	14	4	—	—	—	—
62149	Other outpatient care centers .....	881	6 810	31 178	51	12	10	14	11	4	—	—	—	—
621493	Freestanding ambulatory surgery, emergency ctr .....	264	2 244	10 040	10	1	—	2	6	1	—	—	—	—
621498	All other outpatient care centers .....	324	2 426	11 204	26	8	7	3	3	—	—	—	—	—
6215	Medical & diagnostic laboratories .....	1 747	19 620	62 932	47	18	9	7	9	3	—	—	—	1
62151	Medical & diagnostic laboratories .....	1 747	19 620	62 932	47	18	9	7	9	3	—	—	—	1
621511	Medical laboratories .....	1 311	15 784	47 837	26	14	7	1	2	1	—	—	—	1
621512	Diagnostic Imaging centers .....	436	3 836	15 095	21	4	2	6	7	2	—	—	—	—
6216	Home health care services .....	2 090	11 028	45 685	30	11	1	3	4	8	2	—	—	—
62161	Home health care services .....	2 090	11 028	45 685	30	11	1	3	4	8	2	—	—	—
621610	Home health care services .....	2 090	11 028	45 685	30	11	1	3	4	8	2	—	—	—
6219	Other ambulatory health care services .....	722	6 273	26 062	21	7	1	5	4	2	1	1	—	—
62191	Ambulance services .....	333	2 452	11 335	9	4	1	3	—	—	—	—	—	—
621910	Ambulance services .....	333	2 452	11 335	9	4	1	3	—	—	—	—	—	—
62199	All other ambulatory health care services .....	389	3 821	14 727	12	3	—	2	4	2	1	—	—	—
622	Hospitals .....	10 794	100 801	410 284	7	—	—	—	—	—	—	1	—	6
6221	General medical & surgical hospitals .....	8 192	79 925	323 388	4	—	—	—	—	—	—	—	—	4
62211	General medical & surgical hospitals .....	8 192	79 925	323 388	4	—	—	—	—	—	—	—	—	4
622110	General medical & surgical hospitals .....	8 192	79 925	323 388	4	—	—	—	—	—	—	—	—	4
6222	Psychiatric & substance abuse hospitals .....	2 602	20 876	86 896	3	—	—	—	—	—	—	1	—	2
62221	Psychiatric & substance abuse hospitals .....	2 602	20 876	86 896	3	—	—	—	—	—	—	1	—	2
622210	Psychiatric & substance abuse hospitals .....	2 602	20 876	86 896	3	—	—	—	—	—	—	1	—	2
623	Nursing & residential care facilities .....	11 882	62 983	266 757	223	77	37	24	16	26	38	3	1	1
6231	Nursing care facilities .....	4 974	29 058	124 424	55	16	2	2	4	7	23	—	1	—
62311	Nursing care facilities .....	4 974	29 058	124 424	55	16	2	2	4	7	23	—	1	—
623110	Nursing care facilities .....	4 974	29 058	124 424	55	16	2	2	4	7	23	—	1	—
6232	Residential mental retardation, health facil .....	1 637	9 386	38 859	60	16	18	10	8	3	4	1	—	—
62321	Residential mental retardation facilities .....	1 031	5 278	21 515	43	15	14	5	3	2	4	—	—	—
623210	Residential mental retardation facilities .....	1 031	5 278	21 515	43	15	14	5	3	2	4	—	—	—
62322	Residential mental health, subst abuse facil .....	606	4 108	17 344	17	1	4	5	5	1	—	1	—	—
623220	Residential mental health, subst abuse facil .....	606	4 108	17 344	17	1	4	5	5	1	—	1	—	—
6233	Community care facilities for the elderly .....	4 283	18 189	77 111	90	39	15	8	3	14	9	1	—	1
62331	Community care facilities for the elderly .....	4 283	18 189	77 111	90	39	15	8	3	14	9	1	—	1
623311	Continuing care retirement communities .....	2 892	12 272	51 591	22	3	1	—	3	8	5	1	—	1
623312	Homes for the elderly .....	1 391	5 917	25 520	68	36	14	8	—	6	4	—	—	—
6239	Other residential care facilities .....	988	6 350	26 363	18	6	2	4	1	2	2	1	—	—
62399	Other residential care facilities .....	988	6 350	26 363	18	6	2	4	1	2	2	1	—	—
623990	Other residential care facilities .....	988	6 350	26 363	18	6	2	4	1	2	2	1	—	—
624	Social assistance .....	5 648	22 781	95 497	343	144	68	64	39	18	8	2	—	—
6241	Individual & family services .....	2 567	13 169	54 861	112	47	11	19	21	9	4	1	—	—
62411	Child & youth services .....	331	2 334	10 099	18	9	1	5	2	—	1	—	—	—
624110	Child & youth services .....	331	2 334	10 099	18	9	1	5	2	—	1	—	—	—
62412	Services for elderly & disabled persons .....	1 517	6 128	25 924	40	10	3	5	13	6	2	1	—	—
624120	Services for elderly & disabled persons .....	1 517	6 128	25 924	40	10	3	5	13	6	2	1	—	—
62419	Other individual & family services .....	719	4 707	18 838	54	28	7	9	6	3	1	—	—	—
624190	Other individual & family services .....	719	4 707	18 838	54	28	7	9	6	3	1	—	—	—
6242	Community, emergency & other relief services .....	168	713	2 971	13	8	4	—	—	—	1	—	—	—
62422	Community housing services .....	154	645	2 695	6	2	3	—	—	—	1	—	—	—
6243	Vocational rehabilitation services .....	899	3 175	13 201	13	5	1	—	1	3	2	1	—	—
62431	Vocational rehabilitation services .....	899	3 175	13 201	13	5	1	—	1	3	2	1	—	—
624310	Vocational rehabilitation services .....	899	3 175	13 201	13	5	1	—	1	3	2	1	—	—
6244	Child day care services .....	2 014	5 724	24 464	205	84	52	45	17	6	1	—	—	—
62441	Child day care services .....	2 014	5 724	24 464	205	84	52	45	17	6	1	—	—	—
624410	Child day care services .....	2 014	5 724	24 464	205	84	52	45	17	6	1	—	—	—
<b>71</b>	<b>Arts, entertainment &amp; recreation .....</b>	<b>3 887</b>	<b>14 334</b>	<b>69 964</b>	<b>289</b>	<b>154</b>	<b>39</b>	<b>36</b>	<b>34</b>	<b>24</b>	<b>2</b>	<b>—</b>	<b>—</b>	<b>—</b>
711	Performing arts, spectator sports & related industries .....	323	1 744	9 438	77	62	9	1	4	1	—	—	—	—
7111	Performing arts companies .....	185	666	2 944	16	7	5	—	3	1	—	—	—	—
71111	Theater companies & dinner theaters .....	172	601	2 580	11	3	4	—	3	1	—	—	—	—
711110	Theater companies & dinner theaters .....	172	601	2 580	11	3	4	—	3	1	—	—	—	—
713	Amusement, gambling & recreation industries .....	3 546	12 545	60 338	208	90	28	35	30	23	2	—	—	—
7131	Amusement parks & arcades .....	119	286	1 030	9	6	1	—	1	1	—	—	—	—
71312	Amusement arcades .....	(C)	(D)	(D)	8	5	1	—	1	1	—	—	—	—
7132	Gambling industries .....	122	173	668	10	4	1	2	3	—	—	—	—	—
71329	Other gambling industries .....	122	173	668	10	4	1	2	3	—	—	—	—	—
713290	Other gambling industries .....	122	173	668	10	4	1	2	3	—	—	—	—	—
7139	Other amusement & recreation industries .....	3 305	12 086	58 640	189	80	26	33	26	22	2	—	—	—
71391	Golf courses & country clubs .....	1 092	4 974	26 339	21	2	3	1	3	11	1	—	—	—
713910	Golf courses & country clubs .....	1 092	4 974	26 339	21	2	3	1	3	11	1	—	—	—
71394	Fitness & recreational sports centers .....	1 477	4 478	21 050	88	39	9	18	12	9	1	—	—	—
713940	Fitness & recreational sports centers .....	1 477	4 478	21 050	88	39	9	18	12	9	1	—	—	—
71395	Bowling centers .....	320	870	3 136	17	3	2	2	9	1	—	—	—	—
713950	Bowling centers .....	320	870	3 136	17	3	2	2	9	1	—	—	—	—
71399	All other amusement & recreation industries .....	335	1 279	6 059	45	24	9	9	2	1	—	—	—	—
713990	All other amusement & recreation industries .....	335	1 279	6 059	45	24	9	9	2	1	—	—	—	—

See footnotes at end of table.

**Table 6. Counties—Employees, Payroll, and Establishments by Industry: 2001—Con.**

[Excludes most government employees, railroad employees, and self-employed persons. Size class 1 to 4 includes establishments with payroll, but no employees, during mid-March pay period. (D) denotes figures withheld to avoid disclosing data for individual companies; the data are included in broader industry totals. Detailed industries with 100 or more employees are shown if industry was not a (D). For explanation of terms, abbreviations, and data reliability/comparability, see introductory text]

NAICS code	Industry	Number of employees for week including March 12	Payroll (\$1,000)		Total number of establishments	Number of establishments by employment-size class								
			First quarter	Annual		1 to 4	5 to 9	10 to 19	20 to 49	50 to 99	100 to 249	250 to 499	500 to 999	1,000 or more
<b>BALTIMORE—Con.</b>														
<b>72</b>	<b>Accommodation &amp; food services</b>	<b>24 669</b>	<b>67 870</b>	<b>291 803</b>	<b>1 239</b>	<b>410</b>	<b>218</b>	<b>215</b>	<b>265</b>	<b>103</b>	<b>27</b>	<b>1</b>	—	—
721	Accommodation	1 994	7 879	33 105	58	16	7	10	11	9	4	1	—	—
7211	Traveler accommodation	(G)	(D)	(D)	52	13	6	9	10	9	4	1	—	—
72111	Hotels (exc casino hotels) & motels	1 882	7 600	31 777	49	11	6	9	10	8	4	1	—	—
721110	Hotels (exc casino hotels) & motels	1 882	7 600	31 777	49	11	6	9	10	8	4	1	—	—
722	Food services & drinking places	22 675	59 991	258 698	1 181	394	211	205	254	94	23	—	—	—
7221	Full-service restaurants	10 445	30 188	127 097	375	86	66	54	104	48	17	—	—	—
72211	Full-service restaurants	10 445	30 188	127 097	375	86	66	54	104	48	17	—	—	—
722110	Full-service restaurants	10 445	30 188	127 097	375	86	66	54	104	48	17	—	—	—
7222	Limited-service eating places	9 239	20 670	90 401	588	214	97	116	121	38	2	—	—	—
72221	Limited-service eating places	9 239	20 670	90 401	588	214	97	116	121	38	2	—	—	—
722211	Limited-service restaurants	8 049	17 985	78 023	474	167	68	88	115	34	2	—	—	—
722213	Snack & nonalcoholic beverage bars	1 122	2 541	11 637	101	38	26	28	5	4	—	—	—	—
7223	Special food services	2 419	7 606	34 413	124	39	25	26	22	8	4	—	—	—
72231	Food service contractors	1 537	4 495	19 950	75	18	17	20	13	4	3	—	—	—
722310	Food service contractors	1 537	4 495	19 950	75	18	17	20	13	4	3	—	—	—
72232	Caterers	840	3 006	13 903	40	15	7	4	9	4	1	—	—	—
722320	Caterers	840	3 006	13 903	40	15	7	4	9	4	1	—	—	—
7224	Drinking places (alcoholic beverages)	572	1 527	6 787	94	55	23	9	7	—	—	—	—	—
72241	Drinking places (alcoholic beverages)	572	1 527	6 787	94	55	23	9	7	—	—	—	—	—
722410	Drinking places (alcoholic beverages)	572	1 527	6 787	94	55	23	9	7	—	—	—	—	—
<b>81</b>	<b>Other services (except public administration)</b>	<b>15 569</b>	<b>80 825</b>	<b>340 509</b>	<b>1 832</b>	<b>1 025</b>	<b>393</b>	<b>239</b>	<b>135</b>	<b>28</b>	<b>9</b>	<b>3</b>	—	—
811	Repair & maintenance	4 063	30 718	131 198	627	377	143	71	32	2	1	1	—	—
8111	Automotive repair & maintenance	2 680	18 500	79 310	452	264	112	52	23	—	1	—	—	—
81111	Automotive mechanical & electrical R&M	1 287	9 227	39 590	286	184	75	20	7	—	—	—	—	—
811111	General automotive repair	953	6 670	28 354	238	155	64	18	1	—	—	—	—	—
811113	Automotive transmission repair	143	1 040	4 518	14	6	4	—	4	—	—	—	—	—
811118	Other automotive mechanical & electrical R&M	118	953	4 197	18	11	5	1	1	—	—	—	—	—
81112	Automotive body, paint, interior & glass repair	759	6 699	28 806	103	52	23	18	10	—	—	—	—	—
811121	Automotive body, paint & interior R&M	594	5 337	22 708	83	43	18	14	8	—	—	—	—	—
811122	Automotive glass replacement shops	165	1 362	6 098	20	9	5	4	2	—	—	—	—	—
81119	Other automotive R&M	634	2 574	10 914	63	28	14	14	6	—	1	—	—	—
811191	Automotive oil change & lubrication shops	241	1 019	4 404	19	4	5	6	4	—	—	—	—	—
811192	Car washes	185	567	2 533	33	21	6	5	1	—	—	—	—	—
811198	All other automotive R&M	208	988	3 977	11	3	3	3	1	—	1	—	—	—
8112	Electronic & precision equipment R&M	616	6 824	29 034	42	26	6	4	5	—	—	1	—	—
81121	Electronic & precision equipment R&M	616	6 824	29 034	42	26	6	4	5	—	—	1	—	—
811211	Consumer electronics R&M	102	613	2 393	9	6	—	—	3	—	—	—	—	—
811212	Computer & office machine R&M	435	5 396	22 206	20	12	2	4	1	—	—	1	—	—
8113	Commercial equipment (exc auto & elec) R&M	499	3 827	16 540	60	34	8	12	4	2	—	—	—	—
81131	Commercial equipment (exc auto & elec) R&M	499	3 827	16 540	60	34	8	12	4	2	—	—	—	—
811310	Commercial equipment (exc auto & elec) R&M	499	3 827	16 540	60	34	8	12	4	2	—	—	—	—
8114	Personal & household goods R&M	268	1 567	6 314	73	53	17	3	—	—	—	—	—	—
81149	Other personal & household goods R&M	129	735	2 850	35	26	8	1	—	—	—	—	—	—
811490	Other personal & household goods R&M	129	735	2 850	35	26	8	1	—	—	—	—	—	—
812	Personal & laundry services	4 633	17 403	76 599	604	330	135	81	49	8	1	—	—	—
8121	Personal care services	2 550	9 198	39 827	333	162	89	51	29	1	—	—	—	—
81211	Hair, nail & skin care services	2 199	8 204	35 377	281	128	80	46	26	—	1	—	—	—
812112	Beauty salons	2 053	7 748	33 342	243	106	67	43	26	—	1	—	—	—
812113	Nail salons	113	285	1 308	27	14	11	2	—	—	—	—	—	—
81219	Other personal care services	351	994	4 450	52	34	9	5	3	1	—	—	—	—
812199	Other personal care services	265	715	2 966	34	21	5	5	2	1	—	—	—	—
8122	Death care services	900	4 246	19 264	43	11	5	9	13	5	—	—	—	—
81221	Funeral homes	443	2 498	11 222	28	6	3	8	11	—	—	—	—	—
812210	Funeral homes	443	2 498	11 222	28	6	3	8	11	—	—	—	—	—
81222	Cemeteries & crematories	457	1 748	8 042	15	5	2	1	2	5	—	—	—	—
812220	Cemeteries & crematories	457	1 748	8 042	15	5	2	1	2	5	—	—	—	—
8123	Drycleaning & laundry services	844	2 743	11 968	136	88	25	15	6	2	—	—	—	—
81231	Coin-operated laundries & drycleaners	(C)	(D)	(D)	40	27	10	2	1	—	—	—	—	—
81232	Drycleaning & laundry services (exc coin-op)	571	1 802	8 003	93	60	15	12	5	1	—	—	—	—
812320	Drycleaning & laundry services (exc coin-op)	571	1 802	8 003	93	60	15	12	5	1	—	—	—	—
8129	Other personal services	339	1 216	5 540	92	69	16	6	1	—	—	—	—	—
81291	Pet care (except veterinary) services	106	311	1 501	31	24	5	2	—	—	—	—	—	—
812910	Pet care (except veterinary) services	106	311	1 501	31	24	5	2	—	—	—	—	—	—
813	Religious, grantmaking, civic, prof & like organizations	6 873	32 704	132 712	601	318	115	87	54	18	7	2	—	—
8131	Religious organizations	4 406	18 047	73 491	323	154	62	51	38	14	2	2	—	—
81311	Religious organizations	4 406	18 047	73 491	323	154	62	51	38	14	2	2	—	—
813110	Religious organizations	4 406	18 047	73 491	323	154	62	51	38	14	2	2	—	—
8132	Grantmaking & giving services	400	3 759	14 794	47	26	12	4	3	2	—	—	—	—
81321	Grantmaking & giving services	400	3 759	14 794	47	26	12	4	3	2	—	—	—	—
813212	Voluntary health organizations	253	2 307	9 692	13	2	4	4	1	2	—	—	—	—
8133	Social advocacy organizations	129	1 114	4 642	17	11	3	1	1	1	—	—	—	—
81331	Social advocacy organizations	129	1 114	4 642	17	11	3	1	1	1	—	—	—	—
8134	Civic & social organizations	618	1 261	5 903	71	45	11	10	3	—	2	—	—	—
81341	Civic & social organizations	618	1 261	5 903	71	45	11	10	3	—	2	—	—	—
813410	Civic & social organizations	618	1 261	5 903	71	45	11	10	3	—	2	—	—	—

See footnotes at end of table.



**Table 6. Counties—Employees, Payroll, and Establishments by Industry: 2001—Con.**

[Excludes most government employees, railroad employees, and self-employed persons. Size class 1 to 4 includes establishments with payroll, but no employees, during mid-March pay period. (D) denotes figures withheld to avoid disclosing data for individual companies; the data are included in broader industry totals. Detailed industries with 100 or more employees are shown if industry was not a (D). For explanation of terms, abbreviations, and data reliability/comparability, see introductory text]

NAICS code	Industry	Number of employees for week including March 12	Payroll (\$1,000)		Total number of establishments	Number of establishments by employment-size class								
			First quarter	Annual		1 to 4	5 to 9	10 to 19	20 to 49	50 to 99	100 to 249	250 to 499	500 to 999	1,000 or more
<b>BALTIMORE—Con.</b>														
<b>81</b>	<b>Other services (except public administration)—Con.</b>													
813	Religious, grantmaking, civic, prof & like organizations—Con.													
8139	Business, labor, political, like organizations . . . . .	1 320	8 523	33 882	143	82	27	21	9	1	3	—	—	—
81391	Business associations . . . . .	355	2 463	9 935	34	25	4	2	1	1	1	—	—	—
813910	Business associations . . . . .	355	2 463	9 935	34	25	4	2	1	1	1	—	—	—
81392	Professional organizations . . . . .	108	750	2 964	23	16	4	2	1	—	—	—	—	—
813920	Professional organizations . . . . .	108	750	2 964	23	16	4	2	1	—	—	—	—	—
81393	Labor unions & similar labor organizations . . . . .	478	2 448	10 066	50	20	15	12	2	—	1	—	—	—
813930	Labor unions & similar labor organizations . . . . .	478	2 448	10 066	50	20	15	12	2	—	1	—	—	—
81399	Oth similar organizations (exc business, prof, labor, pol) . . . . .	348	2 799	10 678	30	17	3	4	5	—	1	—	—	—
813990	Oth similar organizations (exc business, prof, labor, pol) . . . . .	348	2 799	10 678	30	17	3	4	5	—	1	—	—	—
<b>95</b>	<b>Auxiliaries (exc corporate, subsidiary &amp; regional mgmt)</b>	<b>1 342</b>	<b>20 252</b>	<b>74 064</b>	<b>29</b>	<b>15</b>	<b>3</b>	<b>3</b>	<b>3</b>	<b>—</b>	<b>3</b>	<b>2</b>	<b>—</b>	<b>—</b>
<b>99</b>	<b>Unclassified establishments</b>	<b>(C)</b>	<b>(D)</b>	<b>(D)</b>	<b>95</b>	<b>91</b>	<b>3</b>	<b>1</b>	<b>—</b>	<b>—</b>	<b>—</b>	<b>—</b>	<b>—</b>	<b>—</b>
<b>CALVERT</b>														
	<b>Total</b>	<b>15 495</b>	<b>114 696</b>	<b>456 019</b>	<b>1 538</b>	<b>889</b>	<b>314</b>	<b>181</b>	<b>110</b>	<b>33</b>	<b>7</b>	<b>2</b>	<b>1</b>	<b>1</b>
<b>11</b>	<b>Forestry, fishing, hunting, and agriculture support</b>	<b>(A)</b>	<b>(D)</b>	<b>(D)</b>	<b>1</b>	<b>1</b>	<b>—</b>	<b>—</b>	<b>—</b>	<b>—</b>	<b>—</b>	<b>—</b>	<b>—</b>	<b>—</b>
<b>22</b>	<b>Utilities</b>	<b>(G)</b>	<b>(D)</b>	<b>(D)</b>	<b>5</b>	<b>1</b>	<b>2</b>	<b>—</b>	<b>—</b>	<b>1</b>	<b>—</b>	<b>—</b>	<b>—</b>	<b>1</b>
221	Utilities . . . . .	(G)	(D)	(D)	5	1	2	—	—	1	—	—	—	1
2211	Elec pwr generation, transmsn & distribution . . . . .	(G)	(D)	(D)	4	1	1	—	—	1	—	—	—	1
22112	Electric pwr transmsn, control & distribution . . . . .	(G)	(D)	(D)	3	1	—	—	—	1	—	—	—	1
<b>23</b>	<b>Construction</b>	<b>1 906</b>	<b>12 654</b>	<b>58 332</b>	<b>364</b>	<b>243</b>	<b>69</b>	<b>37</b>	<b>13</b>	<b>2</b>	<b>—</b>	<b>—</b>	<b>—</b>	<b>—</b>
233	Building, developing & general contracting . . . . .	551	3 675	18 421	129	92	26	8	3	—	—	—	—	—
2332	Residential building construction . . . . .	434	2 678	14 184	109	82	18	7	2	—	—	—	—	—
23321	Single-family housing construction . . . . .	420	2 616	13 869	103	77	17	7	2	—	—	—	—	—
233210	Single-family housing construction . . . . .	420	2 616	13 869	103	77	17	7	2	—	—	—	—	—
2333	Nonresidential building construction . . . . .	(C)	(D)	(D)	19	10	8	—	1	—	—	—	—	—
234	Heavy construction . . . . .	230	1 586	7 507	13	3	4	2	2	2	—	—	—	—
2349	Other heavy construction . . . . .	156	1 068	5 134	10	3	2	2	2	1	—	—	—	—
23491	Water, sewer & pipeline construction . . . . .	131	890	4 625	5	—	1	1	2	1	—	—	—	—
234910	Water, sewer & pipeline construction . . . . .	131	890	4 625	5	—	1	1	2	1	—	—	—	—
235	Special trade contractors . . . . .	1 125	7 393	32 404	222	148	39	27	8	—	—	—	—	—
2351	Plumbing, heating & AC contractor . . . . .	170	1 204	5 379	42	27	11	4	—	—	—	—	—	—
23511	Plumbing, heating & AC contractor . . . . .	170	1 204	5 379	42	27	11	4	—	—	—	—	—	—
235110	Plumbing, heating & AC contractor . . . . .	170	1 204	5 379	42	27	11	4	—	—	—	—	—	—
2352	Painting & wall covering contractors . . . . .	139	747	2 861	24	17	3	2	2	—	—	—	—	—
23521	Painting & wall covering contractors . . . . .	139	747	2 861	24	17	3	2	2	—	—	—	—	—
235210	Painting & wall covering contractors . . . . .	139	747	2 861	24	17	3	2	2	—	—	—	—	—
2353	Electrical contractors . . . . .	226	1 413	6 108	39	25	6	7	1	—	—	—	—	—
23531	Electrical contractors . . . . .	226	1 413	6 108	39	25	6	7	1	—	—	—	—	—
235310	Electrical contractors . . . . .	226	1 413	6 108	39	25	6	7	1	—	—	—	—	—
2355	Carpentry & floor contractors . . . . .	166	1 061	4 504	37	25	8	3	1	—	—	—	—	—
23551	Carpentry contractors . . . . .	149	957	4 017	29	17	8	3	1	—	—	—	—	—
235510	Carpentry contractors . . . . .	149	957	4 017	29	17	8	3	1	—	—	—	—	—
2359	Other special trade contractors . . . . .	243	1 844	8 169	35	22	4	6	3	—	—	—	—	—
<b>31-33</b>	<b>Manufacturing</b>	<b>626</b>	<b>4 970</b>	<b>21 515</b>	<b>44</b>	<b>25</b>	<b>7</b>	<b>4</b>	<b>6</b>	<b>1</b>	<b>1</b>	<b>—</b>	<b>—</b>	<b>—</b>
334	Computer & electronic product mfg . . . . .	(C)	(D)	(D)	2	1	—	—	—	—	1	—	—	—
3346	Mfg & reproducing magnetic & optical media . . . . .	(C)	(D)	(D)	1	—	—	—	—	—	1	—	—	—
33461	Mfg & reproducing magnetic & optical media . . . . .	(C)	(D)	(D)	1	—	—	—	—	—	1	—	—	—
<b>42</b>	<b>Wholesale trade</b>	<b>259</b>	<b>1 803</b>	<b>8 826</b>	<b>40</b>	<b>30</b>	<b>5</b>	<b>1</b>	<b>2</b>	<b>2</b>	<b>—</b>	<b>—</b>	<b>—</b>	<b>—</b>
421	Wholesale trade, durable goods . . . . .	127	1 164	4 578	27	20	5	1	—	1	—	—	—	—
422	Wholesale trade, nondurable goods . . . . .	132	639	4 248	13	10	—	—	2	1	—	—	—	—
<b>44-45</b>	<b>Retail trade</b>	<b>2 681</b>	<b>12 658</b>	<b>56 987</b>	<b>201</b>	<b>88</b>	<b>49</b>	<b>34</b>	<b>20</b>	<b>7</b>	<b>2</b>	<b>1</b>	<b>—</b>	<b>—</b>
441	Motor vehicle & parts dealers . . . . .	299	2 381	14 715	26	10	8	4	3	1	—	—	—	—
4411	Automobile dealers . . . . .	173	1 648	11 456	4	—	—	—	3	1	—	—	—	—
44111	New car dealers . . . . .	173	1 648	11 456	4	—	—	—	3	1	—	—	—	—
441110	New car dealers . . . . .	173	1 648	11 456	4	—	—	—	3	1	—	—	—	—
4413	Automotive parts, accessories & tire stores . . . . .	107	687	2 947	17	6	8	3	—	—	—	—	—	—
444	Bldg material & garden equip & supp dealers . . . . .	180	907	4 100	18	9	1	4	4	—	—	—	—	—
445	Food & beverage stores . . . . .	860	4 194	17 323	42	17	8	9	2	4	2	—	—	—
4451	Grocery stores . . . . .	764	3 947	16 180	21	5	1	7	2	4	2	—	—	—
44511	Grocery (except convenience) stores . . . . .	682	3 730	15 188	12	1	1	2	2	4	2	—	—	—
445110	Grocery (except convenience) stores . . . . .	682	3 730	15 188	12	1	1	2	2	4	2	—	—	—
446	Health & personal care stores . . . . .	128	644	2 869	11	4	3	1	3	—	—	—	—	—
4461	Health & personal care stores . . . . .	128	644	2 869	11	4	3	1	3	—	—	—	—	—
44611	Pharmacies & drug stores . . . . .	109	536	2 386	6	1	1	1	3	—	—	—	—	—
446110	Pharmacies & drug stores . . . . .	109	536	2 386	6	1	1	1	3	—	—	—	—	—

See footnotes at end of table.

**Table 6. Counties—Employees, Payroll, and Establishments by Industry: 2001—Con.**

[Excludes most government employees, railroad employees, and self-employed persons. Size class 1 to 4 includes establishments with payroll, but no employees, during mid-March pay period. (D) denotes figures withheld to avoid disclosing data for individual companies; the data are included in broader industry totals. Detailed industries with 100 or more employees are shown if industry was not a (D). For explanation of terms, abbreviations, and data reliability/comparability, see introductory text]

NAICS code	Industry	Number of employees for week including March 12	Payroll (\$1,000)		Total number of establishments	Number of establishments by employment-size class																				
			First quarter	Annual		1 to 4	5 to 9	10 to 19	20 to 49	50 to 99	100 to 249	250 to 499	500 to 999	1,000 or more												
<b>CALVERT—Con.</b>																										
<b>44-45 Retail trade—Con.</b>																										
447	Gasoline stations .....	279	891	3 177	26	6	10	5	5	—	—	—	—	—												
4471	Gasoline stations .....	279	891	3 177	26	6	10	5	5	—	—	—	—	—												
44711	Gasoline stations with convenience stores ...	157	521	1 589	10	2	2	1	5	—	—	—	—	—												
447110	Gasoline stations with convenience stores ...	157	521	1 589	10	2	2	1	5	—	—	—	—	—												
44719	Other gasoline stations .....	122	370	1 588	16	4	8	4	—	—	—	—	—	—												
447190	Other gasoline stations .....	122	370	1 588	16	4	8	4	—	—	—	—	—	—												
448	Clothing & clothing accessories stores .....	157	430	1 950	14	7	3	3	—	1	—	—	—	—												
4481	Clothing stores .....	111	222	1 037	8	5	1	1	—	1	—	—	—	—												
452	General merchandise stores .....	(E)	(D)	(D)	4	—	2	—	—	1	—	—	—	—												
4521	Department stores .....	(E)	(D)	(D)	2	—	—	—	—	1	—	1	—	—												
45211	Department stores .....	(E)	(D)	(D)	2	—	—	—	—	1	—	1	—	—												
453	Miscellaneous store retailers .....	113	297	1 129	26	17	7	2	—	—	—	—	—	—												
454	Nonstore retailers .....	120	885	3 005	13	6	1	4	2	—	—	—	—	—												
<b>48-49 Transportation &amp; warehousing .....</b>														<b>587</b>	<b>4 070</b>	<b>17 260</b>	<b>70</b>	<b>43</b>	<b>19</b>	<b>6</b>	<b>1</b>	<b>17</b>	<b>—</b>	<b>1</b>	<b>—</b>	<b>—</b>
485	Transit & ground passenger transportation .....	169	745	2 626	36	19	12	5	—	—	—	—	—	—												
4854	School & employee bus transportation .....	156	695	2 419	32	16	12	4	—	—	—	—	—	—												
48541	School & employee bus transportation .....	156	695	2 419	32	16	12	4	—	—	—	—	—	—												
485410	School & employee bus transportation .....	156	695	2 419	32	16	12	4	—	—	—	—	—	—												
488	Transportation support activities .....	327	2 709	12 050	6	3	1	—	1	—	—	1	—	—												
4881	Air transportation support activities .....	(E)	(D)	(D)	1	—	—	—	—	—	—	1	—	—												
48819	Other air transportation support activities .....	(E)	(D)	(D)	1	—	—	—	—	—	—	1	—	—												
<b>51 Information .....</b>														<b>158</b>	<b>1 449</b>	<b>5 869</b>	<b>22</b>	<b>10</b>	<b>6</b>	<b>4</b>	<b>2</b>	<b>—</b>	<b>—</b>	<b>—</b>	<b>—</b>	
<b>52 Finance &amp; insurance .....</b>														<b>338</b>	<b>2 768</b>	<b>13 283</b>	<b>59</b>	<b>28</b>	<b>26</b>	<b>4</b>	<b>1</b>	<b>—</b>	<b>—</b>	<b>—</b>	<b>—</b>	<b>—</b>
522	Credit intermediation & related activities .....	212	1 752	8 222	23	3	16	3	1	—	—	—	—	—												
5221	Depository credit intermediation .....	186	1 272	5 422	18	1	13	3	1	—	—	—	—	—												
52211	Commercial banking .....	186	1 272	5 422	18	1	13	3	1	—	—	—	—	—												
522110	Commercial banking .....	186	1 272	5 422	18	1	13	3	1	—	—	—	—	—												
524	Insurance carriers & related activities .....	102	769	3 128	27	18	8	1	—	—	—	—	—	—												
<b>53 Real estate &amp; rental &amp; leasing .....</b>														<b>238</b>	<b>1 434</b>	<b>5 240</b>	<b>64</b>	<b>47</b>	<b>11</b>	<b>5</b>	<b>—</b>	<b>1</b>	<b>—</b>	<b>—</b>	<b>—</b>	
531	Real estate .....	181	823	3 446	49	37	9	2	—	1	—	—	—	—												
5312	Offices of real estate agents & brokers .....	109	320	1 439	24	18	5	—	—	1	—	—	—	—												
53121	Offices of real estate agents & brokers .....	109	320	1 439	24	18	5	—	—	1	—	—	—	—												
531210	Offices of real estate agents & brokers .....	109	320	1 439	24	18	5	—	—	1	—	—	—	—												
<b>54 Professional, scientific &amp; technical services .....</b>														<b>721</b>	<b>6 262</b>	<b>27 971</b>	<b>145</b>	<b>109</b>	<b>19</b>	<b>11</b>	<b>5</b>	<b>1</b>	<b>—</b>	<b>—</b>	<b>—</b>	
541	Professional, scientific & technical services .....	721	6 262	27 971	145	109	19	11	5	1	—	—	—	—												
5413	Architectural, engineering & related services ...	109	876	4 229	20	13	3	4	—	—	—	—	—	—												
5415	Computer systems design & related services ...	135	2 060	8 684	27	20	2	3	2	—	—	—	—	—												
54151	Computer systems design & related services ...	135	2 060	8 684	27	20	2	3	2	—	—	—	—	—												
541511	Custom computer programming services ..	107	1 634	6 530	13	7	2	2	2	—	—	—	—	—												
5418	Advertising & related services .....	180	1 167	4 921	6	3	—	—	2	1	—	—	—	—												
54186	Direct mail advertising .....	(C)	(D)	(D)	4	1	—	—	2	1	—	—	—	—												
<b>55 Management of companies &amp; enterprises ..</b>														<b>(B)</b>	<b>(D)</b>	<b>(D)</b>	<b>6</b>	<b>3</b>	<b>1</b>	<b>1</b>	<b>1</b>	<b>—</b>	<b>—</b>	<b>—</b>	<b>—</b>	
<b>56 Admin, support, waste mgt, remediation services .....</b>														<b>442</b>	<b>1 965</b>	<b>8 800</b>	<b>68</b>	<b>46</b>	<b>10</b>	<b>9</b>	<b>—</b>	<b>3</b>	<b>—</b>	<b>—</b>	<b>—</b>	<b>—</b>
561	Administrative & support services .....	348	1 130	5 576	59	39	9	9	—	2	—	—	—	—												
5617	Services to buildings & dwellings .....	230	624	3 295	41	27	6	7	—	1	—	—	—	—												
56172	Janitorial services .....	158	348	1 582	15	6	2	6	—	1	—	—	—	—												
561720	Janitorial services .....	158	348	1 582	15	6	2	6	—	1	—	—	—	—												
<b>61 Educational services .....</b>														<b>(C)</b>	<b>(D)</b>	<b>(D)</b>	<b>17</b>	<b>12</b>	<b>2</b>	<b>—</b>	<b>1</b>	<b>2</b>	<b>—</b>	<b>—</b>	<b>—</b>	
611	Educational services .....	(C)	(D)	(D)	17	12	2	—	1	2	—	—	—	—												
6111	Elementary & secondary schools .....	(C)	(D)	(D)	5	1	1	—	1	2	—	—	—	—												
61111	Elementary & secondary schools .....	(C)	(D)	(D)	5	1	1	—	1	2	—	—	—	—												
<b>62 Health care and social assistance .....</b>														<b>2 683</b>	<b>18 513</b>	<b>75 020</b>	<b>133</b>	<b>57</b>	<b>32</b>	<b>21</b>	<b>15</b>	<b>3</b>	<b>4</b>	<b>—</b>	<b>1</b>	<b>—</b>
621	Ambulatory health care services .....	966	8 212	35 415	87	34	22	16	13	2	—	—	—	—												
6211	Offices of physicians .....	589	5 616	24 342	46	19	9	7	9	2	—	—	—	—												
62111	Offices of physicians .....	589	5 616	24 342	46	19	9	7	9	2	—	—	—	—												
6212	Offices of dentists .....	213	1 362	5 677	23	5	12	3	3	—	—	—	—	—												
62121	Offices of dentists .....	213	1 362	5 677	23	5	12	3	3	—	—	—	—	—												
621210	Offices of dentists .....	213	1 362	5 677	23	5	12	3	3	—	—	—	—	—												
6213	Offices of other health practitioners .....	106	776	3 369	12	8	1	2	1	—	—	—	—	—												
622	Hospitals .....	(F)	(D)	(D)	1	—	—	—	—	—	—	—	—	1												
6221	General medical & surgical hospitals .....	(F)	(D)	(D)	1	—	—	—	—	—	—	—	—	1												
62211	General medical & surgical hospitals .....	(F)	(D)	(D)	1	—	—	—	—	—	—	—	—	1												
623	Nursing & residential care facilities .....	722	3 210	12 573	7	—	2	—	—	1	4	—	—	—												
6231	Nursing care facilities .....	(E)	(D)	(D)	2	—	—	—	—	—	2	—	—	—												
62311	Nursing care facilities .....	(E)	(D)	(D)	2	—	—	—	—	—	2	—	—	—												
6232	Residential mental retardation, health facil .....	(C)	(D)	(D)	3	—	2	—	—	—	1	—	—	—												
62321	Residential mental retardation facilities .....	(C)	(D)	(D)	3	—	2	—	—	—	1	—	—	—												
6233	Community care facilities for the elderly .....	(C)	(D)	(D)	2	—	—	—	—	1	1	—	—	—												
62331	Community care facilities for the elderly .....	(C)	(D)	(D)	2	—	—	—	—	1	1	—	—	—												

See footnotes at end of table.

**Table 6. Counties—Employees, Payroll, and Establishments by Industry: 2001—Con.**

[Excludes most government employees, railroad employees, and self-employed persons. Size class 1 to 4 includes establishments with payroll, but no employees, during mid-March pay period. (D) denotes figures withheld to avoid disclosing data for individual companies; the data are included in broader industry totals. Detailed industries with 100 or more employees are shown if industry was not a (D). For explanation of terms, abbreviations, and data reliability/comparability, see introductory text]

NAICS code	Industry	Number of employees for week including March 12	Payroll (\$1,000)		Total number of establishments	Number of establishments by employment-size class								
			First quarter	Annual		1 to 4	5 to 9	10 to 19	20 to 49	50 to 99	100 to 249	250 to 499	500 to 999	1,000 or more
<b>CALVERT—Con.</b>														
<b>62 Health care and social assistance—Con.</b>														
624	Social assistance .....	(C)	(D)	(D)	38	23	8	5	2	—	—	—	—	—
6244	Child day care services .....	(C)	(D)	(D)	27	15	7	4	1	—	—	—	—	—
62441	Child day care services .....	(C)	(D)	(D)	27	15	7	4	1	—	—	—	—	—
<b>71</b>	<b>Arts, entertainment &amp; recreation</b> .....	<b>378</b>	<b>1 442</b>	<b>6 194</b>	<b>29</b>	<b>12</b>	<b>6</b>	<b>5</b>	<b>5</b>	<b>1</b>	—	—	—	—
713	Amusement, gambling & recreation industries .....	(E)	(D)	(D)	26	10	6	4	5	1	—	—	—	—
7139	Other amusement & recreation industries .....	(E)	(D)	(D)	24	9	5	4	5	1	—	—	—	—
71393	Marinas .....	160	903	4 033	12	5	3	2	1	1	—	—	—	—
713930	Marinas .....	160	903	4 033	12	5	3	2	1	1	—	—	—	—
<b>72</b>	<b>Accommodation &amp; food services</b> .....	<b>1 927</b>	<b>4 890</b>	<b>22 325</b>	<b>97</b>	<b>25</b>	<b>13</b>	<b>17</b>	<b>33</b>	<b>9</b>	—	—	—	—
721	Accommodation .....	166	477	2 247	6	1	1	1	2	1	—	—	—	—
7211	Traveler accommodation .....	166	477	2 247	6	1	1	1	2	1	—	—	—	—
72111	Hotels (exc casino hotels) & motels .....	166	477	2 247	6	1	1	1	2	1	—	—	—	—
721110	Hotels (exc casino hotels) & motels .....	166	477	2 247	6	1	1	1	2	1	—	—	—	—
722	Food services & drinking places .....	1 761	4 413	20 078	91	24	12	16	31	8	—	—	—	—
7221	Full-service restaurants .....	1 011	2 829	12 930	45	10	5	8	16	6	—	—	—	—
72211	Full-service restaurants .....	1 011	2 829	12 930	45	10	5	8	16	6	—	—	—	—
722110	Full-service restaurants .....	1 011	2 829	12 930	45	10	5	8	16	6	—	—	—	—
7222	Limited-service eating places .....	654	1 314	5 683	34	8	3	8	13	2	—	—	—	—
72221	Limited-service eating places .....	654	1 314	5 683	34	8	3	8	13	2	—	—	—	—
722211	Limited-service restaurants .....	624	1 235	5 185	29	5	3	6	13	2	—	—	—	—
<b>81</b>	<b>Other services (except public administration)</b> .....	<b>846</b>	<b>3 501</b>	<b>15 033</b>	<b>159</b>	<b>95</b>	<b>37</b>	<b>22</b>	<b>5</b>	—	—	—	—	—
811	Repair & maintenance .....	248	1 420	5 870	52	34	11	6	1	—	—	—	—	—
8111	Automotive repair & maintenance .....	205	1 242	5 096	37	21	10	5	1	—	—	—	—	—
812	Personal & laundry services .....	297	925	4 162	46	25	9	10	2	—	—	—	—	—
8121	Personal care services .....	227	661	2 907	33	17	7	7	2	—	—	—	—	—
81211	Hair, nail & skin care services .....	216	614	2 666	26	10	7	7	2	—	—	—	—	—
813	Religious, grantmaking, civic, prof & like organizations .....	301	1 156	5 001	61	36	17	6	2	—	—	—	—	—
8131	Religious organizations .....	216	791	3 200	37	19	12	4	2	—	—	—	—	—
81311	Religious organizations .....	216	791	3 200	37	19	12	4	2	—	—	—	—	—
813110	Religious organizations .....	216	791	3 200	37	19	12	4	2	—	—	—	—	—
<b>99</b>	<b>Unclassified establishments</b> .....	<b>(A)</b>	<b>(D)</b>	<b>(D)</b>	<b>14</b>	<b>14</b>	—	—	—	—	—	—	—	—
<b>CAROLINE</b>														
	<b>Total</b> .....	<b>6 587</b>	<b>36 689</b>	<b>155 326</b>	<b>618</b>	<b>354</b>	<b>132</b>	<b>67</b>	<b>40</b>	<b>16</b>	<b>6</b>	<b>2</b>	<b>1</b>	—
<b>11</b>	<b>Forestry, fishing, hunting, and agriculture support</b> .....	<b>(B)</b>	<b>(D)</b>	<b>(D)</b>	<b>6</b>	<b>3</b>	<b>1</b>	<b>2</b>	—	—	—	—	—	—
<b>22</b>	<b>Utilities</b> .....	<b>(B)</b>	<b>(D)</b>	<b>(D)</b>	<b>2</b>	—	—	<b>1</b>	—	<b>1</b>	—	—	—	—
<b>23</b>	<b>Construction</b> .....	<b>607</b>	<b>3 203</b>	<b>15 498</b>	<b>137</b>	<b>93</b>	<b>26</b>	<b>13</b>	<b>5</b>	—	—	—	—	—
235	Special trade contractors .....	465	2 469	11 848	92	57	21	10	4	—	—	—	—	—
2353	Electrical contractors .....	109	578	2 551	13	6	4	1	2	—	—	—	—	—
23531	Electrical contractors .....	109	578	2 551	13	6	4	1	2	—	—	—	—	—
235310	Electrical contractors .....	109	578	2 551	13	6	4	1	2	—	—	—	—	—
2355	Carpentry & floor contractors .....	103	455	2 119	24	17	3	3	1	—	—	—	—	—
<b>31-33</b>	<b>Manufacturing</b> .....	<b>1 814</b>	<b>12 009</b>	<b>48 196</b>	<b>35</b>	<b>9</b>	<b>1</b>	<b>6</b>	<b>10</b>	<b>6</b>	<b>1</b>	<b>1</b>	<b>1</b>	—
311	Food mfg .....	196	1 296	4 511	3	—	—	—	1	2	—	—	—	—
3114	Fruit & veg preserving & specialty food mfg .....	(C)	(D)	(D)	2	—	—	—	1	1	—	—	—	—
31141	Frozen food mfg .....	(C)	(D)	(D)	2	—	—	—	1	1	—	—	—	—
315	Apparel manufacturing .....	122	424	1 926	4	1	—	1	1	1	—	—	—	—
322	Paper mfg .....	(F)	(D)	(D)	1	—	—	—	—	—	—	—	1	—
3222	Converted paper product mfg .....	(F)	(D)	(D)	1	—	—	—	—	—	—	—	1	—
32221	Paperboard container mfg .....	(F)	(D)	(D)	1	—	—	—	—	—	—	—	1	—
326	Plastics & rubber products mfg .....	333	2 137	8 518	3	—	—	—	2	—	—	1	—	—
3261	Plastics product mfg .....	333	2 137	8 518	3	—	—	—	2	—	—	1	—	—
32619	Other plastics product mfg .....	(E)	(D)	(D)	2	—	—	—	1	—	—	—	—	—
334	Computer & electronic product mfg .....	(C)	(D)	(D)	1	—	—	—	—	—	1	—	—	—
3344	Semiconductor & oth electronic component mfg .....	(C)	(D)	(D)	1	—	—	—	—	—	1	—	—	—
33441	Semiconductor & oth electronic component mfg .....	(C)	(D)	(D)	1	—	—	—	—	—	1	—	—	—
339	Miscellaneous mfg .....	142	1 001	3 974	3	—	—	1	1	1	—	—	—	—
3399	Other miscellaneous mfg .....	142	1 001	3 974	3	—	—	1	1	1	—	—	—	—
<b>42</b>	<b>Wholesale trade</b> .....	<b>350</b>	<b>2 753</b>	<b>11 296</b>	<b>24</b>	<b>5</b>	<b>9</b>	<b>6</b>	<b>3</b>	—	<b>1</b>	—	—	—
421	Wholesale trade, durable goods .....	128	1 057	4 121	11	3	3	3	2	—	—	—	—	—
422	Wholesale trade, nondurable goods .....	222	1 696	7 175	13	2	6	3	1	—	1	—	—	—
4227	Petroleum & petroleum products whse .....	(C)	(D)	(D)	2	1	—	—	—	—	1	—	—	—
42271	Petroleum bulk stations & terminals .....	(C)	(D)	(D)	2	1	—	—	—	—	1	—	—	—

See footnotes at end of table.

**Table 6. Counties—Employees, Payroll, and Establishments by Industry: 2001—Con.**

[Excludes most government employees, railroad employees, and self-employed persons. Size class 1 to 4 includes establishments with payroll, but no employees, during mid-March pay period. (D) denotes figures withheld to avoid disclosing data for individual companies; the data are included in broader industry totals. Detailed industries with 100 or more employees are shown if industry was not a (D). For explanation of terms, abbreviations, and data reliability/comparability, see introductory text]

NAICS code	Industry	Number of employees for week including March 12	Payroll (\$1,000)		Total number of establishments	Number of establishments by employment-size class								
			First quarter	Annual		1 to 4	5 to 9	10 to 19	20 to 49	50 to 99	100 to 249	250 to 499	500 to 999	1,000 or more
<b>CAROLINE—Con.</b>														
<b>44-45</b>	<b>Retail trade</b> .....	<b>898</b>	<b>3 672</b>	<b>16 305</b>	<b>100</b>	<b>42</b>	<b>34</b>	<b>17</b>	<b>3</b>	<b>3</b>	<b>1</b>	—	—	—
441	Motor vehicle & parts dealers .....	236	1 490	6 920	16	7	4	3	1	—	1	—	—	—
4411	Automobile dealers .....	166	1 077	5 342	4	1	—	1	1	—	1	—	—	—
44111	New car dealers .....	(C)	(D)	(D)	2	—	—	—	1	—	1	—	—	—
445	Food & beverage stores .....	291	857	3 421	23	8	7	5	—	3	—	—	—	—
4451	Grocery stores .....	273	807	3 178	19	6	6	4	—	3	—	—	—	—
44511	Grocery (except convenience) stores .....	203	637	2 472	7	1	2	1	—	3	—	—	—	—
445110	Grocery (except convenience) stores .....	203	637	2 472	7	1	2	1	—	3	—	—	—	—
447	Gasoline stations .....	116	355	1 748	16	5	7	3	1	—	—	—	—	—
4471	Gasoline stations .....	116	355	1 748	16	5	7	3	1	—	—	—	—	—
44711	Gasoline stations with convenience stores ...	(C)	(D)	(D)	14	5	5	3	1	—	—	—	—	—
<b>48-49</b>	<b>Transportation &amp; warehousing</b> .....	<b>359</b>	<b>2 691</b>	<b>10 829</b>	<b>45</b>	<b>30</b>	<b>6</b>	<b>3</b>	<b>5</b>	<b>1</b>	—	—	—	—
484	Truck transportation .....	153	1 183	5 227	31	23	4	1	3	—	—	—	—	—
<b>51</b>	<b>Information</b> .....	<b>(B)</b>	<b>(D)</b>	<b>(D)</b>	<b>5</b>	<b>4</b>	—	<b>1</b>	—	—	—	—	—	—
<b>52</b>	<b>Finance &amp; insurance</b> .....	<b>196</b>	<b>1 119</b>	<b>4 534</b>	<b>27</b>	<b>12</b>	<b>9</b>	<b>4</b>	<b>2</b>	—	—	—	—	—
522	Credit intermediation & related activities .....	159	922	3 688	16	4	6	4	2	—	—	—	—	—
5221	Depository credit intermediation .....	159	922	3 688	16	4	6	4	2	—	—	—	—	—
52211	Commercial banking .....	(C)	(D)	(D)	15	3	6	4	2	—	—	—	—	—
<b>53</b>	<b>Real estate &amp; rental &amp; leasing</b> .....	<b>(B)</b>	<b>(D)</b>	<b>(D)</b>	<b>20</b>	<b>17</b>	<b>3</b>	—	—	—	—	—	—	—
<b>54</b>	<b>Professional, scientific &amp; technical services</b> .....	<b>(B)</b>	<b>(D)</b>	<b>(D)</b>	<b>30</b>	<b>25</b>	<b>4</b>	<b>1</b>	—	—	—	—	—	—
<b>55</b>	<b>Management of companies &amp; enterprises</b> .....	<b>(B)</b>	<b>(D)</b>	<b>(D)</b>	<b>2</b>	—	<b>1</b>	—	<b>1</b>	—	—	—	—	—
<b>56</b>	<b>Admin, support, waste mgt, remediation services</b> .....	<b>167</b>	<b>1 006</b>	<b>5 183</b>	<b>33</b>	<b>25</b>	<b>4</b>	<b>2</b>	<b>1</b>	<b>1</b>	—	—	—	—
561	Administrative & support services .....	(C)	(D)	(D)	31	23	4	2	1	1	—	—	—	—
<b>61</b>	<b>Educational services</b> .....	<b>(E)</b>	<b>(D)</b>	<b>(D)</b>	<b>4</b>	<b>2</b>	—	—	—	<b>1</b>	—	<b>1</b>	—	—
611	Educational services .....	(E)	(D)	(D)	4	2	—	—	—	1	—	1	—	—
6111	Elementary & secondary schools .....	(E)	(D)	(D)	2	—	—	—	—	1	—	1	—	—
61111	Elementary & secondary schools .....	(E)	(D)	(D)	2	—	—	—	—	1	—	1	—	—
<b>62</b>	<b>Health care and social assistance</b> .....	<b>(F)</b>	<b>(D)</b>	<b>(D)</b>	<b>32</b>	<b>15</b>	<b>7</b>	<b>2</b>	<b>3</b>	<b>2</b>	<b>3</b>	—	—	—
623	Nursing & residential care facilities .....	384	1 633	6 678	7	1	2	—	—	2	2	—	—	—
6231	Nursing care facilities .....	316	1 444	5 917	3	—	—	—	—	1	2	—	—	—
62311	Nursing care facilities .....	316	1 444	5 917	3	—	—	—	—	1	2	—	—	—
623110	Nursing care facilities .....	316	1 444	5 917	3	—	—	—	—	1	2	—	—	—
624	Social assistance .....	290	943	4 267	12	8	—	2	1	—	1	—	—	—
6241	Individual & family services .....	(C)	(D)	(D)	2	—	—	1	—	—	1	—	—	—
62419	Other individual & family services .....	(C)	(D)	(D)	1	—	—	—	—	—	1	—	—	—
<b>71</b>	<b>Arts, entertainment &amp; recreation</b> .....	<b>(B)</b>	<b>(D)</b>	<b>(D)</b>	<b>8</b>	<b>3</b>	<b>3</b>	<b>1</b>	<b>1</b>	—	—	—	—	—
<b>72</b>	<b>Accommodation &amp; food services</b> .....	<b>262</b>	<b>543</b>	<b>2 293</b>	<b>28</b>	<b>13</b>	<b>6</b>	<b>4</b>	<b>5</b>	—	—	—	—	—
722	Food services & drinking places .....	211	455	1 877	23	10	5	4	4	—	—	—	—	—
7221	Full-service restaurants .....	119	245	833	12	4	4	2	2	—	—	—	—	—
72211	Full-service restaurants .....	119	245	833	12	4	4	2	2	—	—	—	—	—
722110	Full-service restaurants .....	119	245	833	12	4	4	2	2	—	—	—	—	—
<b>81</b>	<b>Other services (except public administration)</b> .....	<b>313</b>	<b>1 349</b>	<b>5 593</b>	<b>75</b>	<b>52</b>	<b>18</b>	<b>4</b>	<b>1</b>	—	—	—	—	—
811	Repair & maintenance .....	125	835	3 456	25	15	7	3	—	—	—	—	—	—
813	Religious, grantmaking, civic, prof & like organizations .....	140	314	1 323	35	25	8	1	1	—	—	—	—	—
<b>95</b>	<b>Auxiliaries (exc corporate, subsidiary &amp; regional mgt)</b> .....	<b>(B)</b>	<b>(D)</b>	<b>(D)</b>	<b>1</b>	—	—	—	—	<b>1</b>	—	—	—	—
<b>99</b>	<b>Unclassified establishments</b> .....	<b>3</b>	<b>4</b>	<b>46</b>	<b>4</b>	<b>4</b>	—	—	—	—	—	—	—	—
<b>CARROLL</b>														
	<b>Total</b> .....	<b>44 518</b>	<b>267 360</b>	<b>1 161 469</b>	<b>4 119</b>	<b>2 405</b>	<b>773</b>	<b>505</b>	<b>287</b>	<b>91</b>	<b>47</b>	<b>6</b>	<b>2</b>	<b>3</b>
<b>11</b>	<b>Forestry, fishing, hunting, and agriculture support</b> .....	<b>11</b>	<b>26</b>	<b>143</b>	<b>5</b>	<b>5</b>	—	—	—	—	—	—	—	—
<b>21</b>	<b>Mining</b> .....	<b>(B)</b>	<b>(D)</b>	<b>(D)</b>	<b>1</b>	—	—	—	<b>1</b>	—	—	—	—	—
<b>22</b>	<b>Utilities</b> .....	<b>(B)</b>	<b>(D)</b>	<b>(D)</b>	<b>1</b>	—	—	—	<b>1</b>	—	—	—	—	—

See footnotes at end of table.

**Table 6. Counties—Employees, Payroll, and Establishments by Industry: 2001—Con.**

[Excludes most government employees, railroad employees, and self-employed persons. Size class 1 to 4 includes establishments with payroll, but no employees, during mid-March pay period. (D) denotes figures withheld to avoid disclosing data for individual companies; the data are included in broader industry totals. Detailed industries with 100 or more employees are shown if industry was not a (D). For explanation of terms, abbreviations, and data reliability/comparability, see introductory text]

NAICS code	Industry	Number of employees for week including March 12	Payroll (\$1,000)		Total number of establishments	Number of establishments by employment-size class								
			First quarter	Annual		1 to 4	5 to 9	10 to 19	20 to 49	50 to 99	100 to 249	250 to 499	500 to 999	1,000 or more
<b>CARROLL—Con.</b>														
<b>23</b>	<b>Construction</b>	<b>6 378</b>	<b>43 545</b>	<b>203 747</b>	<b>888</b>	<b>610</b>	<b>130</b>	<b>87</b>	<b>40</b>	<b>15</b>	<b>5</b>	<b>1</b>		
233	Building, developing & general contracting	1 250	9 301	44 462	275	212	32	22	7	2				
2332	Residential building construction	857	6 406	29 905	227	187	25	11	2	2				
23321	Single-family housing construction	845	6 354	29 489	223	183	25	11	2	2				
233210	Single-family housing construction	845	6 354	29 489	223	183	25	11	2	2				
2333	Nonresidential building construction	375	2 872	14 452	44	22	7	10	5					
23332	Commercial & institutional bldg construction	348	2 739	13 871	39	19	6	9	5					
233320	Commercial & institutional bldg construction	348	2 739	13 871	39	19	6	9	5					
234	Heavy construction	758	5 592	31 645	43	20	9	7	1	5	1			
2341	Highway, street, bridge & tunnel construction	275	1 621	9 983	12	5	2	2		3				
23411	Highway & street construction	275	1 621	9 983	12	5	2	2		3				
234110	Highway & street construction	275	1 621	9 983	12	5	2	2		3				
2349	Other heavy construction	483	3 971	21 662	31	15	7	5	1	2	1			
23492	Pwr, communication transmsn line construction	132	1 012	4 680	5	1	1	1		2				
234920	Pwr, communication transmsn line construction	132	1 012	4 680	5	1	1	1		2				
23499	All other heavy construction	301	2 526	14 831	17	8	5	3			1			
234990	All other heavy construction	301	2 526	14 831	17	8	5	3			1			
235	Special trade contractors	4 370	28 652	127 640	570	378	89	58	32	8	4	1		
2351	Plumbing, heating & AC contractor	1 016	7 644	35 819	117	82	11	12	9	1	2			
23511	Plumbing, heating & AC contractor	1 016	7 644	35 819	117	82	11	12	9	1	2			
235110	Plumbing, heating & AC contractor	1 016	7 644	35 819	117	82	11	12	9	1	2			
2352	Painting & wall covering contractors	159	892	4 143	45	37	4	3	1					
23521	Painting & wall covering contractors	159	892	4 143	45	37	4	3	1					
235210	Painting & wall covering contractors	159	892	4 143	45	37	4	3	1					
2353	Electrical contractors	617	4 371	19 175	79	52	13	8	4	1	1			
23531	Electrical contractors	617	4 371	19 175	79	52	13	8	4	1	1			
235310	Electrical contractors	617	4 371	19 175	79	52	13	8	4	1	1			
2354	Masonry, drywall, insulation, tile contractors	1 281	7 478	30 218	83	47	12	8	10	4	1	1		
23541	Masonry & stone contractors	720	2 500	12 245	43	26	10	1	3	2		1		
235410	Masonry & stone contractors	720	2 500	12 245	43	26	10	1	3	2		1		
23542	Drywall, acoustical & insulation contractors	537	4 774	17 036	36	19	2	5	7	2	1			
235420	Drywall, acoustical & insulation contractors	537	4 774	17 036	36	19	2	5	7	2	1			
2355	Carpentry & floor contractors	405	2 439	9 604	86	57	17	9	3					
23551	Carpentry contractors	333	1 915	7 693	72	48	14	8	2					
235510	Carpentry contractors	333	1 915	7 693	72	48	14	8	2					
2356	Roofing, siding, & sheet metal contractors	210	1 327	6 271	30	17	8	4		1				
23561	Roofing, siding, & sheet metal contractors	210	1 327	6 271	30	17	8	4		1				
235610	Roofing, siding, & sheet metal contractors	210	1 327	6 271	30	17	8	4		1				
2357	Concrete contractors	362	2 454	11 929	41	21	8	8	3	1				
23571	Concrete contractors	362	2 454	11 929	41	21	8	8	3	1				
235710	Concrete contractors	362	2 454	11 929	41	21	8	8	3	1				
2359	Other special trade contractors	304	1 940	10 038	86	64	14	6	2					
23593	Excavation contractors	168	1 153	5 757	38	26	7	3	2					
235930	Excavation contractors	168	1 153	5 757	38	26	7	3	2					
<b>31-33</b>	<b>Manufacturing</b>	<b>3 896</b>	<b>34 912</b>	<b>149 210</b>	<b>149</b>	<b>65</b>	<b>25</b>	<b>23</b>	<b>16</b>	<b>11</b>	<b>6</b>	<b>3</b>		
311	Food mfg	222	1 996	9 163	10	4	1	1	3	1				
315	Apparel manufacturing	(E)	(D)	(D)	2	1						1		
3152	Cut & sew apparel mfg	(E)	(D)	(D)	2	1						1		
31522	Men's, boys' cut & sew apparel mfg	(E)	(D)	(D)	1							1		
321	Wood product mfg	639	5 032	20 965	14	2		5	1	4	2			
3212	Veneer, plywood & engineered wood product mfg	266	2 613	10 698	4			1		2	1			
32121	Veneer, plywood & engineered wood product mfg	266	2 613	10 698	4			1		2	1			
321214	Truss mfg	266	2 613	10 698	4			1		2	1			
3219	Other wood product mfg	(E)	(D)	(D)	8	2		2	1	2	1			
32191	Millwork	(E)	(D)	(D)	5	1			1	2	1			
321918	Other millwork (including flooring)	307	1 957	8 172	4				1	2	1			
322	Paper mfg	(C)	(D)	(D)	3	1			1	1				
323	Printing & related support activities	149	926	3 613	20	10	8		1	1				
3231	Printing & related support activities	149	926	3 613	20	10	8		1	1				
32311	Printing	(C)	(D)	(D)	19	9	8		1	1				
327	Nonmetallic mineral product mfg	282	3 105	14 154	7	1	2	1	2		1			
3273	Cement & concrete product mfg	(E)	(D)	(D)	5		1	1	2		1			
32731	Cement mfg	(C)	(D)	(D)	1						1			
332	Fabricated metal product mfg	517	5 890	26 372	30	12	6	6	3	2	1			
3321	Forging & stamping	(C)	(D)	(D)	3	1			1	1				
33211	Forging & stamping	(C)	(D)	(D)	3	1			1	1				
3327	Mach shops, turn prod, screw, nut, bolt mfg	344	4 668	20 755	19	8	4	4	1	1	1			
33271	Machine shops	(E)	(D)	(D)	18	8	3	4	1	1	1			
333	Machinery mfg	664	7 124	30 237	9	4	1	1	1		1	1		
3334	HVAC & commercial refrigeration equipment mfg	(E)	(D)	(D)	2				1			1		
33341	HVAC & commercial refrigeration equipment mfg	(E)	(D)	(D)	2				1			1		
3339	Other general purpose machinery mfg	(C)	(D)	(D)	3	1	1				1			
33391	Pump & compressor mfg	(C)	(D)	(D)	1						1			

See footnotes at end of table.

**Table 6. Counties—Employees, Payroll, and Establishments by Industry: 2001—Con.**

[Excludes most government employees, railroad employees, and self-employed persons. Size class 1 to 4 includes establishments with payroll, but no employees, during mid-March pay period. (D) denotes figures withheld to avoid disclosing data for individual companies; the data are included in broader industry totals. Detailed industries with 100 or more employees are shown if industry was not a (D). For explanation of terms, abbreviations, and data reliability/comparability, see introductory text]

NAICS code	Industry	Number of employees for week including March 12	Payroll (\$1,000)		Total number of establishments	Number of establishments by employment-size class								
			First quarter	Annual		1 to 4	5 to 9	10 to 19	20 to 49	50 to 99	100 to 249	250 to 499	500 to 999	1,000 or more
<b>CARROLL—Con.</b>														
<b>31-33 Manufacturing—Con.</b>														
336	Transportation equipment mfg . . . . .	(F)	(D)	(D)	4	1	—	1	—	—	1	1	—	—
3363	Motor vehicle parts mfg . . . . .	(E)	(D)	(D)	1	—	—	—	—	—	—	—	1	—
33637	Motor vehicle metal stamping . . . . .	(E)	(D)	(D)	1	—	—	—	—	—	—	—	1	—
3365	Railroad rolling stock mfg . . . . .	(C)	(D)	(D)	1	—	—	—	—	—	1	—	—	—
33651	Railroad rolling stock mfg . . . . .	(C)	(D)	(D)	1	—	—	—	—	—	1	—	—	—
337	Furniture & related product mfg . . . . .	122	850	3 354	11	7	1	1	1	1	—	—	—	—
<b>42</b>	<b>Wholesale trade . . . . .</b>	<b>1 681</b>	<b>13 705</b>	<b>52 678</b>	<b>148</b>	<b>81</b>	<b>35</b>	<b>19</b>	<b>9</b>	<b>2</b>	<b>1</b>	<b>—</b>	<b>1</b>	<b>—</b>
421	Wholesale trade, durable goods . . . . .	714	6 634	27 448	109	61	27	15	5	1	—	—	—	—
4211	Motor vehicle, motor vehicle pt & supply whlse . . . . .	198	1 605	5 955	15	3	4	5	3	—	—	—	—	—
4217	Hardware, plumb & heating equip & sup whlse . . . . .	144	1 132	5 030	13	4	7	1	—	1	—	—	—	—
4218	Machinery, equipment & supplies whlse . . . . .	108	1 160	5 207	27	19	5	2	1	—	—	—	—	—
422	Wholesale trade, nondurable goods . . . . .	967	7 071	25 230	39	20	8	4	4	1	1	—	1	—
4224	Grocery & related product whlse . . . . .	180	2 788	7 288	10	7	1	—	1	—	1	—	—	—
42242	Packaged frozen food whlse . . . . .	(C)	(D)	(D)	1	—	—	—	—	—	1	—	—	—
4228	Beer, wine, distilled alcoholic beverage whlse . . . . .	111	793	3 487	3	—	1	—	1	1	—	—	—	—
42281	Beer & ale whlse . . . . .	111	793	3 487	3	—	1	—	1	1	—	—	—	—
422810	Beer & ale whlse . . . . .	111	793	3 487	3	—	1	—	1	1	—	—	—	—
4229	Miscellaneous nondurable goods whlse . . . . .	566	2 740	10 811	13	7	5	—	—	—	—	—	1	—
42292	Book, periodical & newspaper whlse . . . . .	(F)	(D)	(D)	2	—	1	—	—	—	—	—	1	—
<b>44-45</b>	<b>Retail trade . . . . .</b>	<b>7 177</b>	<b>34 209</b>	<b>148 291</b>	<b>561</b>	<b>248</b>	<b>137</b>	<b>106</b>	<b>41</b>	<b>14</b>	<b>15</b>	<b>—</b>	<b>—</b>	<b>—</b>
441	Motor vehicle & parts dealers . . . . .	847	6 741	29 207	63	19	18	11	10	5	—	—	—	—
4411	Automobile dealers . . . . .	574	4 981	21 888	26	8	4	1	8	5	—	—	—	—
44111	New car dealers . . . . .	519	4 553	20 213	17	3	1	1	7	5	—	—	—	—
441110	New car dealers . . . . .	519	4 553	20 213	17	3	1	1	7	5	—	—	—	—
4413	Automotive parts, accessories & tire stores . . . . .	258	1 700	7 022	33	8	14	9	2	—	—	—	—	—
44131	Automotive parts, accessories & tire stores . . . . .	155	905	3 792	18	2	11	4	1	—	—	—	—	—
441310	Automotive parts, accessories & tire stores . . . . .	155	905	3 792	18	2	11	4	1	—	—	—	—	—
44132	Tire dealers . . . . .	103	795	3 230	15	6	3	5	1	—	—	—	—	—
441320	Tire dealers . . . . .	103	795	3 230	15	6	3	5	1	—	—	—	—	—
442	Furniture & home furnishing stores . . . . .	236	1 300	5 807	30	15	8	4	2	1	—	—	—	—
4422	Home furnishings stores . . . . .	175	900	4 264	19	7	7	3	1	1	—	—	—	—
44221	Floor covering stores . . . . .	127	742	3 567	10	3	3	2	1	1	—	—	—	—
442210	Floor covering stores . . . . .	127	742	3 567	10	3	3	2	1	1	—	—	—	—
443	Electronics & appliance stores . . . . .	138	943	3 840	24	14	7	2	1	—	—	—	—	—
4431	Electronics & appliance stores . . . . .	138	943	3 840	24	14	7	2	1	—	—	—	—	—
444	Bldg material & garden equip & supp dealers . . . . .	813	4 615	20 563	63	26	13	14	8	—	2	—	—	—
4441	Building material & supplies dealers . . . . .	544	3 351	14 682	35	14	8	7	4	—	2	—	—	—
44411	Home centers . . . . .	(C)	(D)	(D)	5	4	—	—	—	—	1	—	—	—
44419	Other building material dealers . . . . .	332	2 307	9 883	21	6	5	6	3	—	1	—	—	—
444190	Other building material dealers . . . . .	332	2 307	9 883	21	6	5	6	3	—	1	—	—	—
4442	Lawn & garden equip & supplies stores . . . . .	269	1 264	5 881	28	12	5	7	4	—	—	—	—	—
44422	Nursery & garden centers . . . . .	(C)	(D)	(D)	23	9	5	7	2	—	—	—	—	—
445	Food & beverage stores . . . . .	1 826	7 659	31 972	86	37	20	10	8	4	7	—	—	—
4451	Grocery stores . . . . .	1 583	6 868	28 250	43	12	9	5	6	4	7	—	—	—
44511	Grocery (except convenience) stores . . . . .	1 462	6 553	26 914	26	5	2	3	5	4	7	—	—	—
445110	Grocery (except convenience) stores . . . . .	1 462	6 553	26 914	26	5	2	3	5	4	7	—	—	—
44512	Convenience stores . . . . .	121	315	1 336	17	7	7	2	1	—	—	—	—	—
445120	Convenience stores . . . . .	121	315	1 336	17	7	7	2	1	—	—	—	—	—
4453	Beer, wine & liquor stores . . . . .	169	541	2 527	32	18	10	3	1	—	—	—	—	—
44531	Beer, wine & liquor stores . . . . .	169	541	2 527	32	18	10	3	1	—	—	—	—	—
445310	Beer, wine & liquor stores . . . . .	169	541	2 527	32	18	10	3	1	—	—	—	—	—
446	Health & personal care stores . . . . .	381	1 719	7 430	44	16	14	10	4	—	—	—	—	—
4461	Health & personal care stores . . . . .	381	1 719	7 430	44	16	14	10	4	—	—	—	—	—
44611	Pharmacies & drug stores . . . . .	280	1 202	5 334	23	4	7	9	3	—	—	—	—	—
446110	Pharmacies & drug stores . . . . .	280	1 202	5 334	23	4	7	9	3	—	—	—	—	—
447	Gasoline stations . . . . .	469	1 753	7 056	53	17	15	17	4	—	—	—	—	—
4471	Gasoline stations . . . . .	469	1 753	7 056	53	17	15	17	4	—	—	—	—	—
44711	Gasoline stations with convenience stores . . . . .	299	1 064	4 394	28	6	7	12	3	—	—	—	—	—
447110	Gasoline stations with convenience stores . . . . .	299	1 064	4 394	28	6	7	12	3	—	—	—	—	—
44719	Other gasoline stations . . . . .	170	689	2 662	25	11	8	5	1	—	—	—	—	—
447190	Other gasoline stations . . . . .	170	689	2 662	25	11	8	5	1	—	—	—	—	—
448	Clothing & clothing accessories stores . . . . .	260	851	3 311	43	21	14	7	1	—	—	—	—	—
4481	Clothing stores . . . . .	149	375	1 429	20	9	5	5	1	—	—	—	—	—
451	Sporting goods, hobby, book & music stores . . . . .	259	681	2 840	41	20	9	12	—	—	—	—	—	—
4511	Sporting goods, hobby, musical instrument stores . . . . .	131	369	1 610	24	15	4	5	—	—	—	—	—	—
4512	Book, periodical & music stores . . . . .	128	312	1 230	17	5	5	7	—	—	—	—	—	—
452	General merchandise stores . . . . .	1 365	4 862	23 400	18	4	1	4	—	3	6	—	—	—
4521	Department stores . . . . .	1 135	3 993	16 910	10	2	—	—	—	3	5	—	—	—
45211	Department stores . . . . .	1 135	3 993	16 910	10	2	—	—	—	3	5	—	—	—
452110	Department stores . . . . .	1 135	3 993	16 910	10	2	—	—	—	3	5	—	—	—
4529	Other general merchandise stores . . . . .	230	869	6 490	8	2	1	4	—	1	—	—	—	—
45299	All other general merchandise stores . . . . .	(C)	(D)	(D)	7	1	1	4	—	—	1	—	—	—
453	Miscellaneous store retailers . . . . .	320	1 038	4 901	63	41	13	8	1	—	—	—	—	—
4532	Office supplies, stationery & gift stores . . . . .	(C)	(D)	(D)	22	14	5	2	1	—	—	—	—	—

See footnotes at end of table.

**Table 6. Counties—Employees, Payroll, and Establishments by Industry: 2001—Con.**

[Excludes most government employees, railroad employees, and self-employed persons. Size class 1 to 4 includes establishments with payroll, but no employees, during mid-March pay period. (D) denotes figures withheld to avoid disclosing data for individual companies; the data are included in broader industry totals. Detailed industries with 100 or more employees are shown if industry was not a (D). For explanation of terms, abbreviations, and data reliability/comparability, see introductory text]

NAICS code	Industry	Number of employees for week including March 12	Payroll (\$1,000)		Total number of establishments	Number of establishments by employment-size class									
			First quarter	Annual		1 to 4	5 to 9	10 to 19	20 to 49	50 to 99	100 to 249	250 to 499	500 to 999	1,000 or more	
<b>CARROLL—Con.</b>															
<b>44-45 Retail trade—Con.</b>															
454	Nonstore retailers .....	263	2 047	7 964	33	18	5	7	2	1	-	-	-	-	
4541	Electronic shopping & mail-order houses .....	121	989	4 306	10	2	3	3	2	-	-	-	-	-	
45411	Electronic shopping & mail-order houses .....	121	989	4 306	10	2	3	3	2	-	-	-	-	-	
454110	Electronic shopping & mail-order houses .....	121	989	4 306	10	2	3	3	2	-	-	-	-	-	
4543	Direct selling establishments .....	129	1 006	3 413	17	10	2	4	-	1	-	-	-	-	
45431	Fuel dealers .....	104	753	2 856	7	2	1	3	-	1	-	-	-	-	
454311	Heating oil dealers .....	104	753	2 856	7	2	1	3	-	1	-	-	-	-	
<b>48-49 Transportation &amp; warehousing .....</b>															
<b>903 4 642 20 337 137 93 20 15 6 2 1 - - -</b>															
484	Truck transportation .....	387	2 617	11 908	68	52	6	6	3	-	1	-	-	-	
4842	Specialized freight trucking .....	298	1 994	9 050	35	22	5	5	2	-	1	-	-	-	
48422	Specialized freight (exc used) trucking, local ..	246	1 695	7 331	29	18	5	4	1	-	1	-	-	-	
484220	Specialized freight (exc used) trucking, local ..	246	1 695	7 331	29	18	5	4	1	-	1	-	-	-	
485	Transit & ground passenger transportation .....	379	1 157	4 686	50	31	11	4	2	2	-	-	-	-	
4854	School & employee bus transportation .....	232	669	2 415	38	21	11	4	2	-	-	-	-	-	
48541	School & employee bus transportation .....	232	669	2 415	38	21	11	4	2	-	-	-	-	-	
485410	School & employee bus transportation .....	232	669	2 415	38	21	11	4	2	-	-	-	-	-	
<b>51 Information .....</b>															
<b>731 7 842 25 863 57 33 5 7 9 2 1 - - -</b>															
511	Publishing industries .....	253	3 922	12 517	11	6	2	-	2	-	1	-	-	-	
5111	Newspaper, periodical, book, database publishers .....	(C)	(D)	(D)	6	4	-	-	1	-	1	-	-	-	
51111	Newspaper publishers .....	(C)	(D)	(D)	2	1	-	-	-	-	1	-	-	-	
513	Broadcasting & telecommunications .....	268	3 173	10 162	23	12	2	5	2	2	-	-	-	-	
5133	Telecommunications .....	(C)	(D)	(D)	18	10	2	4	1	1	-	-	-	-	
51331	Wired telecommunications carriers .....	(C)	(D)	(D)	14	8	2	3	-	1	-	-	-	-	
514	Information & data processing services .....	175	573	2 503	12	6	-	1	5	-	-	-	-	-	
5141	Information services .....	(C)	(D)	(D)	6	1	-	-	5	-	-	-	-	-	
51412	Libraries & archives .....	(C)	(D)	(D)	5	-	-	-	5	-	-	-	-	-	
<b>52 Finance &amp; insurance .....</b>															
<b>1 166 8 884 35 294 173 90 50 26 5 1 1 - - -</b>															
522	Credit intermediation & related activities .....	843	5 872	22 771	86	33	27	19	5	1	1	-	-	-	
5221	Depository credit intermediation .....	(F)	(D)	(D)	58	15	22	16	3	1	1	-	-	-	
52211	Commercial banking .....	641	3 993	14 131	53	13	20	15	3	1	1	-	-	-	
522110	Commercial banking .....	641	3 993	14 131	53	13	20	15	3	1	1	-	-	-	
524	Insurance carriers & related activities .....	261	1 798	7 849	71	48	17	6	-	-	-	-	-	-	
5242	Agencies & other insurance related activities ...	219	1 473	6 557	63	44	15	4	-	-	-	-	-	-	
52421	Insurance agencies & brokerages .....	203	1 248	5 455	58	40	15	3	-	-	-	-	-	-	
524210	Insurance agencies & brokerages .....	203	1 248	5 455	58	40	15	3	-	-	-	-	-	-	
<b>53 Real estate &amp; rental &amp; leasing .....</b>															
<b>391 1 879 8 604 123 99 17 6 1 - - -</b>															
531	Real estate .....	254	1 290	6 130	102	88	12	2	-	-	-	-	-	-	
5312	Offices of real estate agents & brokers .....	114	522	2 754	49	41	7	1	-	-	-	-	-	-	
53121	Offices of real estate agents & brokers .....	114	522	2 754	49	41	7	1	-	-	-	-	-	-	
531210	Offices of real estate agents & brokers .....	114	522	2 754	49	41	7	1	-	-	-	-	-	-	
532	Rental & leasing services .....	137	589	2 474	21	11	5	4	1	-	-	-	-	-	
<b>54 Professional, scientific &amp; technical services .....</b>															
<b>1 963 12 894 58 202 416 304 60 37 12 2 1 - - -</b>															
541	Professional, scientific & technical services .....	1 963	12 894	58 202	416	304	60	37	12	2	1	-	-	-	
5411	Legal services .....	228	1 639	7 257	63	47	10	6	-	-	-	-	-	-	
54111	Offices of lawyers .....	190	1 321	5 672	54	41	8	5	-	-	-	-	-	-	
541110	Offices of lawyers .....	190	1 321	5 672	54	41	8	5	-	-	-	-	-	-	
5412	Accounting, tax prep, bookkeep, payroll services .....	432	2 278	8 825	58	41	9	3	4	-	1	-	-	-	
54121	Accounting, tax prep, bookkeep, payroll services .....	432	2 278	8 825	58	41	9	3	4	-	1	-	-	-	
541211	Offices of certified public accountants .....	115	832	3 812	24	17	5	1	1	-	-	-	-	-	
5413	Architectural, engineering & related services ...	411	3 243	15 630	75	48	16	9	1	1	-	-	-	-	
54133	Engineering services .....	248	2 227	10 891	45	30	8	6	-	1	-	-	-	-	
541330	Engineering services .....	248	2 227	10 891	45	30	8	6	-	1	-	-	-	-	
5415	Computer systems design & related services ...	210	2 444	11 142	72	60	9	2	1	-	-	-	-	-	
54151	Computer systems design & related services ...	210	2 444	11 142	72	60	9	2	1	-	-	-	-	-	
5416	Management, sci & tech consulting services ....	102	817	4 624	58	54	3	1	-	-	-	-	-	-	
5419	Oth professional, scientific, technical services ..	463	1 556	6 777	55	26	12	10	6	1	-	-	-	-	
54194	Veterinary services .....	206	939	4 032	23	8	8	5	2	-	-	-	-	-	
541940	Veterinary services .....	206	939	4 032	23	8	8	5	2	-	-	-	-	-	
54199	All oth prof, scientific & technical services ....	173	512	2 140	19	8	3	4	4	-	-	-	-	-	
541990	All oth prof, scientific & technical services ....	173	512	2 140	19	8	3	4	4	-	-	-	-	-	
<b>55 Management of companies &amp; enterprises .....</b>															
<b>448 4 756 19 474 13 4 1 4 1 2 1 - - -</b>															
551	Management of companies & enterprises .....	448	4 756	19 474	13	4	1	4	1	2	1	-	-	-	
5511	Management of companies & enterprises .....	448	4 756	19 474	13	4	1	4	1	2	1	-	-	-	
55111	Management of companies & enterprises .....	448	4 756	19 474	13	4	1	4	1	2	1	-	-	-	

See footnotes at end of table.

**Table 6. Counties—Employees, Payroll, and Establishments by Industry: 2001—Con.**

[Excludes most government employees, railroad employees, and self-employed persons. Size class 1 to 4 includes establishments with payroll, but no employees, during mid-March pay period. (D) denotes figures withheld to avoid disclosing data for individual companies; the data are included in broader industry totals. Detailed industries with 100 or more employees are shown if industry was not a (D). For explanation of terms, abbreviations, and data reliability/comparability, see introductory text]

NAICS code	Industry	Number of employees for week including March 12	Payroll (\$1,000)		Total number of establishments	Number of establishments by employment-size class									
			First quarter	Annual		1 to 4	5 to 9	10 to 19	20 to 49	50 to 99	100 to 249	250 to 499	500 to 999	1,000 or more	
<b>CARROLL—Con.</b>															
<b>56</b>	<b>Admin, support, waste mgmt, remediation services</b>	<b>1 975</b>	<b>7 987</b>	<b>37 946</b>	<b>271</b>	<b>183</b>	<b>47</b>	<b>20</b>	<b>15</b>	<b>4</b>	<b>2</b>	—	—	—	
561	Administrative & support services	1 853	7 145	34 360	259	175	46	20	12	4	2	—	—	—	
5613	Employment services	(E)	(D)	(D)	6	3	—	—	1	1	1	—	—	—	
56131	Employment placement agencies	(C)	(D)	(D)	2	1	—	—	—	—	1	—	—	—	
56132	Temporary help services	(C)	(D)	(D)	4	2	—	—	1	1	—	—	—	—	
5616	Investigation & security services	140	703	3 293	21	14	3	2	1	1	—	—	—	—	
5617	Services to buildings & dwellings	1 136	4 607	23 921	176	120	29	14	10	2	1	—	—	—	
56172	Janitorial services	518	1 223	5 381	49	28	9	6	4	1	1	—	—	—	
561720	Janitorial services	518	1 223	5 381	49	28	9	6	4	1	1	—	—	—	
56173	Landscaping services	546	2 968	16 322	108	77	19	6	5	1	—	—	—	—	
561730	Landscaping services	546	2 968	16 322	108	77	19	6	5	1	—	—	—	—	
562	Waste management & remediation services	122	842	3 586	12	8	1	—	3	—	—	—	—	—	
<b>61</b>	<b>Educational services</b>	<b>1 464</b>	<b>5 715</b>	<b>23 241</b>	<b>46</b>	<b>31</b>	<b>4</b>	<b>5</b>	<b>3</b>	<b>1</b>	<b>1</b>	—	—	<b>1</b>	
611	Educational services	1 464	5 715	23 241	46	31	4	5	3	1	1	—	—	1	
6111	Elementary & secondary schools	325	1 147	4 834	10	3	—	2	3	1	1	—	—	—	
61111	Elementary & secondary schools	325	1 147	4 834	10	3	—	2	3	1	1	—	—	—	
611110	Elementary & secondary schools	325	1 147	4 834	10	3	—	2	3	1	1	—	—	—	
6113	Colleges, universities & professional schools	(G)	(D)	(D)	2	1	—	—	—	—	—	—	—	1	
61131	Colleges, universities & professional schools	(G)	(D)	(D)	2	1	—	—	—	—	—	—	—	1	
<b>62</b>	<b>Health care and social assistance</b>	<b>6 657</b>	<b>39 591</b>	<b>181 774</b>	<b>368</b>	<b>173</b>	<b>90</b>	<b>56</b>	<b>31</b>	<b>7</b>	<b>7</b>	<b>2</b>	<b>1</b>	<b>1</b>	
621	Ambulatory health care services	1 755	13 308	60 759	223	108	64	34	15	1	1	—	—	—	
6211	Offices of physicians	656	6 702	31 798	89	41	28	14	6	—	—	—	—	—	
62111	Offices of physicians	656	6 702	31 798	89	41	28	14	6	—	—	—	—	—	
621111	Offices of physicians (exc mental health)	647	6 664	31 627	86	39	27	14	6	—	—	—	—	—	
6212	Offices of dentists	437	2 746	12 078	63	27	19	14	3	—	—	—	—	—	
62121	Offices of dentists	437	2 746	12 078	63	27	19	14	3	—	—	—	—	—	
621210	Offices of dentists	437	2 746	12 078	63	27	19	14	3	—	—	—	—	—	
6213	Offices of other health practitioners	253	1 279	5 927	44	27	11	3	3	—	—	—	—	—	
62134	Offices of PT, OT, speech therapy & audiology	123	584	2 759	10	4	3	—	3	—	—	—	—	—	
621340	Offices of PT, OT, speech therapy & audiology	123	584	2 759	10	4	3	—	3	—	—	—	—	—	
6216	Home health care services	270	1 571	6 915	8	3	1	—	2	1	1	—	—	—	
62161	Home health care services	270	1 571	6 915	8	3	1	—	2	1	1	—	—	—	
621610	Home health care services	270	1 571	6 915	8	3	1	—	2	1	1	—	—	—	
622	Hospitals	(G)	(D)	(D)	2	—	—	—	—	—	—	—	1	1	
6221	General medical & surgical hospitals	(G)	(D)	(D)	1	—	—	—	—	—	—	—	—	1	
62211	General medical & surgical hospitals	(G)	(D)	(D)	1	—	—	—	—	—	—	—	—	1	
6222	Psychiatric & substance abuse hospitals	(F)	(D)	(D)	1	—	—	—	—	—	—	—	1	—	
62221	Psychiatric & substance abuse hospitals	(F)	(D)	(D)	1	—	—	—	—	—	—	—	1	—	
623	Nursing & residential care facilities	1 793	8 489	41 659	72	35	17	7	3	3	5	2	—	—	
6231	Nursing care facilities	787	4 267	23 868	20	10	2	1	1	1	5	—	—	—	
62311	Nursing care facilities	787	4 267	23 868	20	10	2	1	1	1	5	—	—	—	
623110	Nursing care facilities	787	4 267	23 868	20	10	2	1	1	1	5	—	—	—	
6232	Residential mental retardation, health facil	(E)	(D)	(D)	31	15	11	3	1	1	—	—	—	—	
62321	Residential mental retardation facilities	(C)	(D)	(D)	28	15	11	2	—	—	—	—	—	—	
62322	Residential mental health, subst abuse facil	122	620	2 596	3	—	—	1	1	1	—	—	—	—	
623220	Residential mental health, subst abuse facil	122	620	2 596	3	—	—	1	1	1	—	—	—	—	
6233	Community care facilities for the elderly	717	2 971	12 555	19	10	4	1	1	1	—	2	—	—	
62331	Community care facilities for the elderly	717	2 971	12 555	19	10	4	1	1	1	—	2	—	—	
624	Social assistance	(G)	(D)	(D)	71	30	9	15	13	3	1	—	—	—	
6241	Individual & family services	(F)	(D)	(D)	20	4	5	6	2	2	1	—	—	—	
62411	Child & youth services	171	747	3 238	5	—	1	1	1	2	—	—	—	—	
624110	Child & youth services	171	747	3 238	5	—	1	1	1	2	—	—	—	—	
62412	Services for elderly & disabled persons	273	641	2 943	6	1	2	2	—	—	1	—	—	—	
624120	Services for elderly & disabled persons	273	641	2 943	6	1	2	2	—	—	1	—	—	—	
6244	Child day care services	505	1 372	5 939	43	21	4	7	10	1	—	—	—	—	
62441	Child day care services	505	1 372	5 939	43	21	4	7	10	1	—	—	—	—	
624410	Child day care services	505	1 372	5 939	43	21	4	7	10	1	—	—	—	—	
<b>71</b>	<b>Arts, entertainment &amp; recreation</b>	<b>(F)</b>	<b>(D)</b>	<b>(D)</b>	<b>47</b>	<b>25</b>	<b>5</b>	<b>7</b>	<b>8</b>	<b>2</b>	—	—	—	—	
713	Amusement, gambling & recreation industries	478	1 082	5 222	34	15	4	6	7	2	—	—	—	—	
7139	Other amusement & recreation industries	(E)	(D)	(D)	33	15	4	6	6	2	—	—	—	—	
71394	Fitness & recreational sports centers	267	490	2 352	17	8	2	2	3	2	—	—	—	—	
713940	Fitness & recreational sports centers	267	490	2 352	17	8	2	2	3	2	—	—	—	—	
<b>72</b>	<b>Accommodation &amp; food services</b>	<b>4 604</b>	<b>9 485</b>	<b>42 488</b>	<b>224</b>	<b>64</b>	<b>36</b>	<b>37</b>	<b>63</b>	<b>22</b>	<b>2</b>	—	—	—	
721	Accommodation	191	529	2 522	7	1	3	—	1	2	—	—	—	—	
7211	Traveler accommodation	(C)	(D)	(D)	4	—	1	—	1	2	—	—	—	—	
72111	Hotels (exc casino hotels) & motels	107	281	1 260	3	—	1	—	1	1	—	—	—	—	
721110	Hotels (exc casino hotels) & motels	107	281	1 260	3	—	1	—	1	1	—	—	—	—	
722	Food services & drinking places	4 413	8 956	39 966	217	63	33	37	62	20	2	—	—	—	
7221	Full-service restaurants	2 365	4 850	21 102	91	17	14	14	32	12	2	—	—	—	
72211	Full-service restaurants	2 365	4 850	21 102	91	17	14	14	32	12	2	—	—	—	
722110	Full-service restaurants	2 365	4 850	21 102	91	17	14	14	32	12	2	—	—	—	
7222	Limited-service eating places	1 818	3 628	16 053	101	31	13	21	29	7	—	—	—	—	
72221	Limited-service eating places	1 818	3 628	16 053	101	31	13	21	29	7	—	—	—	—	
722211	Limited-service restaurants	1 684	3 312	14 582	83	20	11	19	26	7	—	—	—	—	
7223	Special food services	185	421	2 484	16	10	3	1	1	1	—	—	—	—	
72231	Food service contractors	(C)	(D)	(D)	7	6	—	—	—	1	—	—	—	—	

See footnotes at end of table.



**Table 6. Counties—Employees, Payroll, and Establishments by Industry: 2001—Con.**

[Excludes most government employees, railroad employees, and self-employed persons. Size class 1 to 4 includes establishments with payroll, but no employees, during mid-March pay period. (D) denotes figures withheld to avoid disclosing data for individual companies; the data are included in broader industry totals. Detailed industries with 100 or more employees are shown if industry was not a (D). For explanation of terms, abbreviations, and data reliability/comparability, see introductory text]

NAICS code	Industry	Number of employees for week including March 12	Payroll (\$1,000)		Total number of establishments	Number of establishments by employment-size class								
			First quarter	Annual		1 to 4	5 to 9	10 to 19	20 to 49	50 to 99	100 to 249	250 to 499	500 to 999	1,000 or more
<b>CARROLL—Con.</b>														
<b>81</b>	<b>Other services (except public administration)</b>	<b>2 932</b>	<b>13 293</b>	<b>55 329</b>	<b>448</b>	<b>260</b>	<b>110</b>	<b>49</b>	<b>25</b>	<b>3</b>	<b>1</b>	—	—	—
811	Repair & maintenance	947	6 914	27 613	181	118	38	17	7	1	—	—	—	—
8111	Automotive repair & maintenance	568	3 882	15 821	116	75	24	13	4	—	—	—	—	—
81111	Automotive mechanical & electrical R&M	321	2 196	9 379	80	58	17	4	1	—	—	—	—	—
811111	General automotive repair	284	1 950	8 249	71	52	14	4	1	—	—	—	—	—
81112	Automotive body, paint, interior & glass repair	140	1 381	5 085	26	14	6	5	1	—	—	—	—	—
811121	Automotive body, paint & interior R&M	132	1 319	4 904	23	11	6	5	1	—	—	—	—	—
81119	Other automotive R&M	107	305	1 357	10	3	1	4	2	—	—	—	—	—
8112	Electronic & precision equipment R&M	116	717	3 034	21	12	6	2	1	—	—	—	—	—
81121	Electronic & precision equipment R&M	116	717	3 034	21	12	6	2	1	—	—	—	—	—
8113	Commercial equipment (exc auto & elec) R&M	165	1 743	6 583	23	14	6	1	1	1	—	—	—	—
81131	Commercial equipment (exc auto & elec) R&M	165	1 743	6 583	23	14	6	1	1	1	—	—	—	—
811310	Commercial equipment (exc auto & elec) R&M	165	1 743	6 583	23	14	6	1	1	1	—	—	—	—
812	Personal & laundry services	963	3 068	13 729	139	72	38	20	8	1	—	—	—	—
8121	Personal care services	620	1 911	8 552	76	33	22	15	5	1	—	—	—	—
81211	Hair, nail & skin care services	579	1 860	8 298	68	29	19	14	5	1	—	—	—	—
812112	Beauty salons	558	1 803	8 027	61	24	17	14	5	1	—	—	—	—
8122	Death care services	158	524	2 584	21	13	3	3	2	—	—	—	—	—
8129	Other personal services	105	425	1 744	25	17	6	1	1	—	—	—	—	—
813	Religious, grantmaking, civic, prof & like organizations	1 022	3 311	13 987	128	70	34	12	10	1	1	—	—	—
8131	Religious organizations	670	2 201	8 936	95	51	29	6	8	1	—	—	—	—
81311	Religious organizations	670	2 201	8 936	95	51	29	6	8	1	—	—	—	—
813110	Religious organizations	670	2 201	8 936	95	51	29	6	8	1	—	—	—	—
8134	Civic & social organizations	273	577	2 540	14	4	5	2	2	—	1	—	—	—
81341	Civic & social organizations	273	577	2 540	14	4	5	2	2	—	1	—	—	—
813410	Civic & social organizations	273	577	2 540	14	4	5	2	2	—	1	—	—	—
<b>95</b>	<b>Auxiliaries (exc corporate, subsidiary &amp; regional mgt)</b>	<b>1 499</b>	<b>21 639</b>	<b>87 941</b>	<b>6</b>	<b>1</b>	<b>1</b>	—	—	<b>1</b>	<b>2</b>	—	—	<b>1</b>
<b>99</b>	<b>Unclassified establishments</b>	<b>(B)</b>	<b>(D)</b>	<b>(D)</b>	<b>37</b>	<b>36</b>	—	<b>1</b>	—	—	—	—	—	—
<b>CECIL</b>														
	<b>Total</b>	<b>21 360</b>	<b>163 479</b>	<b>688 460</b>	<b>1 656</b>	<b>896</b>	<b>355</b>	<b>200</b>	<b>136</b>	<b>35</b>	<b>25</b>	<b>7</b>	<b>1</b>	<b>1</b>
<b>11</b>	<b>Forestry, fishing, hunting, and agriculture support</b>	<b>(B)</b>	<b>(D)</b>	<b>(D)</b>	<b>9</b>	<b>5</b>	<b>2</b>	<b>2</b>	—	—	—	—	—	—
<b>21</b>	<b>Mining</b>	<b>156</b>	<b>1 332</b>	<b>6 412</b>	<b>7</b>	—	<b>1</b>	<b>3</b>	<b>2</b>	<b>1</b>	—	—	—	—
212	Mining (except oil & gas)	156	1 332	6 412	7	—	1	3	2	1	—	—	—	—
2123	Nonmetallic mineral mining & quarrying	156	1 332	6 412	7	—	1	3	2	1	—	—	—	—
<b>22</b>	<b>Utilities</b>	<b>170</b>	<b>2 655</b>	<b>10 722</b>	<b>6</b>	<b>3</b>	—	<b>1</b>	—	<b>2</b>	—	—	—	—
221	Utilities	170	2 655	10 722	6	3	—	1	—	2	—	—	—	—
2211	Elec pwr generation, transmsn & distribution	(C)	(D)	(D)	3	1	—	—	—	2	—	—	—	—
<b>23</b>	<b>Construction</b>	<b>1 176</b>	<b>6 286</b>	<b>31 726</b>	<b>256</b>	<b>168</b>	<b>57</b>	<b>21</b>	<b>9</b>	<b>1</b>	—	—	—	—
233	Building, developing & general contracting	311	1 515	7 632	81	53	23	3	2	—	—	—	—	—
2332	Residential building construction	230	1 069	5 179	71	49	21	1	—	—	—	—	—	—
23321	Single-family housing construction	230	1 069	5 179	71	49	21	1	—	—	—	—	—	—
233210	Single-family housing construction	230	1 069	5 179	71	49	21	1	—	—	—	—	—	—
235	Special trade contractors	766	4 336	21 535	155	102	30	16	6	1	—	—	—	—
2351	Plumbing, heating & AC contractor	185	1 419	5 978	25	13	8	2	1	1	—	—	—	—
23511	Plumbing, heating & AC contractor	185	1 419	5 978	25	13	8	2	1	1	—	—	—	—
235110	Plumbing, heating & AC contractor	185	1 419	5 978	25	13	8	2	1	1	—	—	—	—
2353	Electrical contractors	147	780	3 697	22	13	2	4	3	—	—	—	—	—
23531	Electrical contractors	147	780	3 697	22	13	2	4	3	—	—	—	—	—
235310	Electrical contractors	147	780	3 697	22	13	2	4	3	—	—	—	—	—
2355	Carpentry & floor contractors	134	696	3 087	34	23	8	3	—	—	—	—	—	—
23551	Carpentry contractors	128	666	2 977	31	20	8	3	—	—	—	—	—	—
235510	Carpentry contractors	128	666	2 977	31	20	8	3	—	—	—	—	—	—
<b>31-33</b>	<b>Manufacturing</b>	<b>4 002</b>	<b>47 023</b>	<b>188 971</b>	<b>62</b>	<b>18</b>	<b>4</b>	<b>9</b>	<b>13</b>	<b>4</b>	<b>10</b>	<b>4</b>	—	—
313	Textile mills	(E)	(D)	(D)	5	1	—	1	—	1	2	—	—	—
3133	Textile, fabric finishing, fabric coating mills	(E)	(D)	(D)	4	—	—	1	—	1	2	—	—	—
31332	Fabric coating mills	(E)	(D)	(D)	4	—	—	1	—	1	2	—	—	—
316	Leather & allied product mfg	(C)	(D)	(D)	1	—	—	—	—	—	1	—	—	—
3169	Other leather & allied product mfg	(C)	(D)	(D)	1	—	—	—	—	—	1	—	—	—
31699	Other leather & allied product mfg	(C)	(D)	(D)	1	—	—	—	—	—	1	—	—	—
325	Chemical mfg	338	4 074	17 701	7	—	—	1	5	—	1	—	—	—
3255	Paint, coating & adhesive mfg	(C)	(D)	(D)	1	—	—	—	—	—	1	—	—	—
32552	Adhesive mfg	(C)	(D)	(D)	1	—	—	—	—	—	1	—	—	—
326	Plastics & rubber products mfg	775	9 094	35 910	6	—	—	—	3	1	—	2	—	—
3261	Plastics product mfg	(F)	(D)	(D)	5	—	—	—	2	1	—	2	—	—
32611	Unsupported plastics film, sheet, & bag mfg	(E)	(D)	(D)	2	—	—	—	—	1	—	1	—	—
32619	Other plastics product mfg	(E)	(D)	(D)	3	—	—	—	2	—	—	1	—	—

See footnotes at end of table.

**Table 6. Counties—Employees, Payroll, and Establishments by Industry: 2001—Con.**

[Excludes most government employees, railroad employees, and self-employed persons. Size class 1 to 4 includes establishments with payroll, but no employees, during mid-March pay period. (D) denotes figures withheld to avoid disclosing data for individual companies; the data are included in broader industry totals. Detailed industries with 100 or more employees are shown if industry was not a (D). For explanation of terms, abbreviations, and data reliability/comparability, see introductory text]

NAICS code	Industry	Number of employees for week including March 12	Payroll (\$1,000)		Total number of establishments	Number of establishments by employment-size class								
			First quarter	Annual		1 to 4	5 to 9	10 to 19	20 to 49	50 to 99	100 to 249	250 to 499	500 to 999	1,000 or more
<b>CECIL—Con.</b>														
<b>31-33 Manufacturing—Con.</b>														
333	Machinery mfg .....	(F)	(D)	(D)	7	1	—	—	—	1	5	—	—	—
3334	HVAC & commercial refrigeration equipment mfg .....	(F)	(D)	(D)	5	—	—	—	—	—	5	—	—	—
33341	HVAC & commercial refrigeration equipment mfg .....	(F)	(D)	(D)	5	—	—	—	—	—	5	—	—	—
334	Computer & electronic product mfg .....	(C)	(D)	(D)	1	—	—	—	—	—	1	—	—	—
3341	Computer & peripheral equipment mfg .....	(C)	(D)	(D)	1	—	—	—	—	—	1	—	—	—
33411	Computer & peripheral equipment mfg .....	(C)	(D)	(D)	1	—	—	—	—	—	1	—	—	—
336	Transportation equipment mfg .....	(E)	(D)	(D)	3	1	—	—	1	—	—	—	—	—
3364	Aerospace product & parts mfg .....	(E)	(D)	(D)	2	—	—	—	1	—	—	—	—	—
33641	Aerospace product & parts mfg .....	(E)	(D)	(D)	2	—	—	—	1	—	—	—	—	—
339	Miscellaneous mfg .....	(E)	(D)	(D)	4	1	1	1	—	—	—	—	—	—
3391	Medical equipment & supplies mfg .....	(E)	(D)	(D)	2	1	—	—	—	—	—	—	—	—
33911	Medical equipment & supplies mfg .....	(E)	(D)	(D)	2	1	—	—	—	—	—	—	—	—
<b>42</b>	<b>Wholesale trade .....</b>	<b>872</b>	<b>10 228</b>	<b>42 901</b>	<b>55</b>	<b>27</b>	<b>13</b>	<b>4</b>	<b>8</b>	<b>2</b>	<b>—</b>	<b>1</b>	<b>—</b>	<b>—</b>
421	Wholesale trade, durable goods .....	384	4 875	21 391	34	17	8	3	5	1	—	—	—	—
4218	Machinery, equipment & supplies whsle .....	105	1 029	4 459	12	7	1	2	2	—	—	—	—	—
422	Wholesale trade, nondurable goods .....	488	5 353	21 510	21	10	5	1	3	1	—	—	—	—
4224	Grocery & related product whsle .....	(E)	(D)	(D)	8	3	1	1	1	1	—	—	—	—
42249	Other grocery & related products whsle .....	(E)	(D)	(D)	4	2	1	—	—	—	—	—	—	—
<b>44-45</b>	<b>Retail trade .....</b>	<b>3 731</b>	<b>18 049</b>	<b>75 277</b>	<b>304</b>	<b>116</b>	<b>88</b>	<b>59</b>	<b>28</b>	<b>9</b>	<b>3</b>	<b>1</b>	<b>—</b>	<b>—</b>
441	Motor vehicle & parts dealers .....	338	3 064	12 228	36	18	7	4	7	—	—	—	—	—
4411	Automobile dealers .....	193	2 255	7 738	16	9	—	3	4	—	—	—	—	—
44111	New car dealers .....	154	1 684	5 993	8	3	—	1	4	—	—	—	—	—
441110	New car dealers .....	154	1 684	5 993	8	3	—	1	4	—	—	—	—	—
442	Furniture & home furnishing stores .....	107	412	1 686	15	9	2	2	2	—	—	—	—	—
444	Bldg material & garden equip & supp dealers .....	330	2 993	12 470	25	10	4	4	5	2	—	—	—	—
4441	Building material & supplies dealers .....	305	2 897	11 981	17	5	1	4	5	2	—	—	—	—
44419	Other building material dealers .....	240	2 032	9 139	10	2	—	3	3	2	—	—	—	—
444190	Other building material dealers .....	240	2 032	9 139	10	2	—	3	3	2	—	—	—	—
445	Food & beverage stores .....	982	3 558	14 880	57	17	14	17	4	3	2	—	—	—
4451	Grocery stores .....	714	2 746	11 416	36	14	9	6	3	2	2	—	—	—
44511	Grocery (except convenience) stores .....	593	2 362	9 838	20	6	6	2	2	2	—	—	—	—
445110	Grocery (except convenience) stores .....	593	2 362	9 838	20	6	6	2	2	2	—	—	—	—
44512	Convenience stores .....	121	384	1 578	16	8	3	4	1	—	—	—	—	—
445120	Convenience stores .....	121	384	1 578	16	8	3	4	1	—	—	—	—	—
4453	Beer, wine & liquor stores .....	(E)	(D)	(D)	20	3	4	11	1	1	—	—	—	—
44531	Beer, wine & liquor stores .....	(E)	(D)	(D)	20	3	4	11	1	1	—	—	—	—
446	Health & personal care stores .....	221	986	4 555	18	6	3	5	4	—	—	—	—	—
4461	Health & personal care stores .....	221	986	4 555	18	6	3	5	4	—	—	—	—	—
44611	Pharmacies & drug stores .....	160	757	3 632	9	1	1	4	3	—	—	—	—	—
446110	Pharmacies & drug stores .....	160	757	3 632	9	1	1	4	3	—	—	—	—	—
447	Gasoline stations .....	554	2 121	8 885	39	12	11	11	3	1	1	—	—	—
4471	Gasoline stations .....	554	2 121	8 885	39	12	11	11	3	1	1	—	—	—
44711	Gasoline stations with convenience stores .....	225	681	2 952	26	7	10	8	1	—	—	—	—	—
447110	Gasoline stations with convenience stores .....	225	681	2 952	26	7	10	8	1	—	—	—	—	—
44719	Other gasoline stations .....	329	1 440	5 933	13	5	1	3	2	1	1	—	—	—
447190	Other gasoline stations .....	329	1 440	5 933	13	5	1	3	2	1	1	—	—	—
448	Clothing & clothing accessories stores .....	316	779	3 644	33	10	16	5	1	1	—	—	—	—
4481	Clothing stores .....	236	517	2 270	21	5	10	5	—	1	—	—	—	—
44814	Family clothing stores .....	117	178	795	6	2	2	1	—	1	—	—	—	—
448140	Family clothing stores .....	117	178	795	6	2	2	1	—	1	—	—	—	—
452	General merchandise stores .....	498	2 123	8 655	15	2	8	1	2	1	—	—	—	—
4521	Department stores .....	399	1 854	7 470	3	—	—	—	1	1	—	—	—	—
45211	Department stores .....	399	1 854	7 470	3	—	—	—	1	1	—	—	—	—
452110	Department stores .....	399	1 854	7 470	3	—	—	—	1	1	—	—	—	—
453	Miscellaneous store retailers .....	154	569	2 453	34	18	12	4	—	—	—	—	—	—
454	Nonstore retailers .....	144	1 084	4 639	13	4	5	3	—	1	—	—	—	—
4543	Direct selling establishments .....	(C)	(D)	(D)	12	3	5	3	—	1	—	—	—	—
45431	Fuel dealers .....	132	1 020	4 339	8	—	4	3	—	1	—	—	—	—
<b>48-49</b>	<b>Transportation &amp; warehousing .....</b>	<b>824</b>	<b>6 181</b>	<b>23 890</b>	<b>82</b>	<b>53</b>	<b>9</b>	<b>6</b>	<b>11</b>	<b>2</b>	<b>1</b>	<b>—</b>	<b>—</b>	<b>—</b>
483	Water transportation .....	(C)	(D)	(D)	2	—	1	—	—	1	—	—	—	—
484	Truck transportation .....	468	3 889	14 818	59	43	8	2	4	1	1	—	—	—
4841	General freight trucking .....	279	2 220	9 517	31	24	3	—	3	—	1	—	—	—
48412	General freight trucking, long-distance .....	232	2 029	8 860	15	10	2	—	2	—	1	—	—	—
4842	Specialized freight trucking .....	189	1 669	5 301	28	19	5	2	1	1	—	—	—	—
48422	Specialized freight (exc used) trucking, local .....	123	1 148	2 949	18	12	4	1	—	1	—	—	—	—
484220	Specialized freight (exc used) trucking, local .....	123	1 148	2 949	18	12	4	1	—	1	—	—	—	—
485	Transit & ground passenger transportation .....	(C)	(D)	(D)	10	2	—	3	5	—	—	—	—	—
4854	School & employee bus transportation .....	(C)	(D)	(D)	9	1	—	3	5	—	—	—	—	—
48541	School & employee bus transportation .....	(C)	(D)	(D)	9	1	—	3	5	—	—	—	—	—

See footnotes at end of table.

**Table 6. Counties—Employees, Payroll, and Establishments by Industry: 2001—Con.**

[Excludes most government employees, railroad employees, and self-employed persons. Size class 1 to 4 includes establishments with payroll, but no employees, during mid-March pay period. (D) denotes figures withheld to avoid disclosing data for individual companies; the data are included in broader industry totals. Detailed industries with 100 or more employees are shown if industry was not a (D). For explanation of terms, abbreviations, and data reliability/comparability, see introductory text]

NAICS code	Industry	Number of employees for week including March 12	Payroll (\$1,000)		Total number of establishments	Number of establishments by employment-size class								
			First quarter	Annual		1 to 4	5 to 9	10 to 19	20 to 49	50 to 99	100 to 249	250 to 499	500 to 999	1,000 or more
<b>CECIL—Con.</b>														
<b>51</b>	<b>Information</b>	<b>267</b>	<b>2 658</b>	<b>10 612</b>	<b>15</b>	<b>8</b>	—	<b>4</b>	<b>2</b>	—	<b>1</b>	—	—	—
511	Publishing industries	(C)	(D)	(D)	4	1	—	2	—	—	1	—	—	—
5111	Newspaper, periodical, book, database publishers	(C)	(D)	(D)	3	1	—	1	—	—	1	—	—	—
51111	Newspaper publishers	(C)	(D)	(D)	1	—	—	—	—	—	1	—	—	—
513	Broadcasting & telecommunications	(C)	(D)	(D)	9	5	—	2	2	—	—	—	—	—
<b>52</b>	<b>Finance &amp; insurance</b>	<b>504</b>	<b>3 716</b>	<b>15 000</b>	<b>62</b>	<b>32</b>	<b>14</b>	<b>9</b>	<b>7</b>	—	—	—	—	—
522	Credit intermediation & related activities	(E)	(D)	(D)	30	8	9	7	6	—	—	—	—	—
5221	Depository credit intermediation	344	2 414	9 630	25	4	8	7	6	—	—	—	—	—
52211	Commercial banking	247	1 859	7 386	17	3	6	3	5	—	—	—	—	—
522110	Commercial banking	247	1 859	7 386	17	3	6	3	5	—	—	—	—	—
524	Insurance carriers & related activities	(C)	(D)	(D)	31	23	5	2	1	—	—	—	—	—
<b>53</b>	<b>Real estate &amp; rental &amp; leasing</b>	<b>200</b>	<b>1 111</b>	<b>4 860</b>	<b>63</b>	<b>46</b>	<b>14</b>	<b>3</b>	—	—	—	—	—	—
531	Real estate	140	781	3 464	48	38	8	2	—	—	—	—	—	—
<b>54</b>	<b>Professional, scientific &amp; technical services</b>	<b>616</b>	<b>4 701</b>	<b>22 214</b>	<b>127</b>	<b>93</b>	<b>23</b>	<b>7</b>	<b>2</b>	<b>2</b>	—	—	—	—
541	Professional, scientific & technical services	616	4 701	22 214	127	93	23	7	2	2	—	—	—	—
5411	Legal services	108	653	2 934	36	30	5	1	—	—	—	—	—	—
5412	Accounting, tax prep, bookkeep, payroll services	116	465	1 654	21	14	5	—	2	—	—	—	—	—
54121	Accounting, tax prep, bookkeep, payroll services	116	465	1 654	21	14	5	—	2	—	—	—	—	—
5413	Architectural, engineering & related services	157	1 921	9 594	21	14	4	2	—	1	—	—	—	—
54133	Engineering services	122	1 685	8 564	9	5	1	2	—	1	—	—	—	—
541330	Engineering services	122	1 685	8 564	9	5	1	2	—	1	—	—	—	—
<b>55</b>	<b>Management of companies &amp; enterprises</b>	<b>(C)</b>	<b>(D)</b>	<b>(D)</b>	<b>3</b>	—	<b>1</b>	<b>1</b>	—	—	<b>1</b>	—	—	—
551	Management of companies & enterprises	(C)	(D)	(D)	3	—	1	1	—	—	1	—	—	—
5511	Management of companies & enterprises	(C)	(D)	(D)	3	—	1	1	—	—	1	—	—	—
55111	Management of companies & enterprises	(C)	(D)	(D)	3	—	1	1	—	—	1	—	—	—
<b>56</b>	<b>Admin, support, waste mgt, remediation services</b>	<b>773</b>	<b>4 927</b>	<b>23 302</b>	<b>88</b>	<b>57</b>	<b>13</b>	<b>10</b>	<b>5</b>	<b>2</b>	<b>1</b>	—	—	—
561	Administrative & support services	744	4 853	22 918	82	52	13	9	5	2	1	—	—	—
5612	Facilities support services	(C)	(D)	(D)	3	—	1	1	—	1	—	—	—	—
56121	Facilities support services	(C)	(D)	(D)	3	—	1	1	—	1	—	—	—	—
5615	Travel arrangement & reservation services	230	1 517	8 300	5	2	—	2	—	—	1	—	—	—
56159	Oth travel arrangement & reservation services	(C)	(D)	(D)	1	—	—	—	—	—	1	—	—	—
5617	Services to buildings & dwellings	201	1 141	5 427	48	34	8	4	2	—	—	—	—	—
<b>61</b>	<b>Educational services</b>	<b>192</b>	<b>953</b>	<b>4 087</b>	<b>13</b>	<b>7</b>	<b>2</b>	—	<b>3</b>	<b>1</b>	—	—	—	—
611	Educational services	192	953	4 087	13	7	2	—	3	1	—	—	—	—
6111	Elementary & secondary schools	144	750	3 158	4	1	—	—	2	1	—	—	—	—
61111	Elementary & secondary schools	144	750	3 158	4	1	—	—	2	1	—	—	—	—
611110	Elementary & secondary schools	144	750	3 158	4	1	—	—	2	1	—	—	—	—
<b>62</b>	<b>Health care and social assistance</b>	<b>3 422</b>	<b>32 601</b>	<b>132 317</b>	<b>117</b>	<b>55</b>	<b>33</b>	<b>13</b>	<b>7</b>	<b>3</b>	<b>4</b>	—	<b>1</b>	<b>1</b>
621	Ambulatory health care services	701	6 412	27 480	84	42	27	10	4	—	1	—	—	—
6211	Offices of physicians	232	3 409	15 956	36	21	9	3	3	—	—	—	—	—
62111	Offices of physicians	232	3 409	15 956	36	21	9	3	3	—	—	—	—	—
621111	Offices of physicians (exc mental health)	232	3 409	15 956	36	21	9	3	3	—	—	—	—	—
6212	Offices of dentists	130	919	3 582	19	8	7	4	—	—	—	—	—	—
62121	Offices of dentists	130	919	3 582	19	8	7	4	—	—	—	—	—	—
621210	Offices of dentists	130	919	3 582	19	8	7	4	—	—	—	—	—	—
6213	Offices of other health practitioners	(C)	(D)	(D)	20	9	9	2	—	—	—	—	—	—
6214	Outpatient care centers	201	1 213	4 067	6	2	2	1	—	—	1	—	—	—
62142	Outpatient mental health, substance abuse ctrs	(C)	(D)	(D)	3	1	1	—	—	—	1	—	—	—
622	Hospitals	(G)	(D)	(D)	3	—	1	—	—	—	—	—	1	1
6221	General medical & surgical hospitals	(F)	(D)	(D)	2	—	1	—	—	—	—	—	1	—
62211	General medical & surgical hospitals	(F)	(D)	(D)	2	—	1	—	—	—	—	—	1	—
6222	Psychiatric & substance abuse hospitals	(G)	(D)	(D)	1	—	—	—	—	—	—	—	—	1
62221	Psychiatric & substance abuse hospitals	(G)	(D)	(D)	1	—	—	—	—	—	—	—	—	1
623	Nursing & residential care facilities	667	3 830	16 105	12	6	1	—	—	2	3	—	—	—
6231	Nursing care facilities	490	2 800	12 053	4	1	—	—	—	—	3	—	—	—
62311	Nursing care facilities	490	2 800	12 053	4	1	—	—	—	—	3	—	—	—
623110	Nursing care facilities	490	2 800	12 053	4	1	—	—	—	—	3	—	—	—
6232	Residential mental retardation, health facil	(C)	(D)	(D)	4	2	—	—	—	2	—	—	—	—
62321	Residential mental retardation facilities	(C)	(D)	(D)	2	—	—	—	—	2	—	—	—	—
624	Social assistance	(E)	(D)	(D)	18	7	4	3	3	1	—	—	—	—
6241	Individual & family services	(C)	(D)	(D)	6	4	—	—	1	1	—	—	—	—
6244	Child day care services	114	412	1 508	8	—	3	3	2	—	—	—	—	—
62441	Child day care services	114	412	1 508	8	—	3	3	2	—	—	—	—	—
624410	Child day care services	114	412	1 508	8	—	3	3	2	—	—	—	—	—
<b>71</b>	<b>Arts, entertainment &amp; recreation</b>	<b>242</b>	<b>1 074</b>	<b>5 617</b>	<b>48</b>	<b>27</b>	<b>13</b>	<b>7</b>	<b>1</b>	—	—	—	—	—
713	Amusement, gambling & recreation industries	(C)	(D)	(D)	37	19	11	7	—	—	—	—	—	—
7139	Other amusement & recreation industries	(C)	(D)	(D)	36	19	10	7	—	—	—	—	—	—

See footnotes at end of table.

**Table 6. Counties—Employees, Payroll, and Establishments by Industry: 2001—Con.**

[Excludes most government employees, railroad employees, and self-employed persons. Size class 1 to 4 includes establishments with payroll, but no employees, during mid-March pay period. (D) denotes figures withheld to avoid disclosing data for individual companies; the data are included in broader industry totals. Detailed industries with 100 or more employees are shown if industry was not a (D). For explanation of terms, abbreviations, and data reliability/comparability, see introductory text]

NAICS code	Industry	Number of employees for week including March 12	Payroll (\$1,000)		Total number of establishments	Number of establishments by employment-size class									
			First quarter	Annual		1 to 4	5 to 9	10 to 19	20 to 49	50 to 99	100 to 249	250 to 499	500 to 999	1,000 or more	
<b>CECIL—Con.</b>															
<b>72</b>	<b>Accommodation &amp; food services .....</b>	<b>2 361</b>	<b>6 042</b>	<b>29 069</b>	<b>147</b>	<b>57</b>	<b>31</b>	<b>24</b>	<b>27</b>	<b>5</b>	<b>3</b>	—	—	—	
721	Accommodation .....	332	1 199	5 509	31	17	6	5	2	—	1	—	—	—	
7211	Traveler accommodation .....	283	976	4 291	20	11	3	3	2	—	1	—	—	—	
72111	Hotels (exc casino hotels) & motels .....	273	957	4 182	16	8	2	3	2	—	1	—	—	—	
721110	Hotels (exc casino hotels) & motels .....	273	957	4 182	16	8	2	3	2	—	1	—	—	—	
722	Food services & drinking places .....	2 029	4 843	23 560	116	40	25	19	25	5	2	—	—	—	
7221	Full-service restaurants .....	1 070	2 581	13 278	51	15	10	10	11	4	1	—	—	—	
72211	Full-service restaurants .....	1 070	2 581	13 278	51	15	10	10	11	4	1	—	—	—	
722110	Full-service restaurants .....	1 070	2 581	13 278	51	15	10	10	11	4	1	—	—	—	
7222	Limited-service eating places .....	681	1 471	6 880	49	18	10	8	12	1	—	—	—	—	
72221	Limited-service eating places .....	681	1 471	6 880	49	18	10	8	12	1	—	—	—	—	
722211	Limited-service restaurants .....	609	1 296	6 133	43	14	10	8	10	1	—	—	—	—	
7223	Special food services .....	231	696	3 007	8	3	2	1	1	—	1	—	—	—	
72231	Food service contractors .....	195	641	2 664	5	2	2	—	—	—	1	—	—	—	
722310	Food service contractors .....	195	641	2 664	5	2	2	—	—	—	1	—	—	—	
<b>81</b>	<b>Other services (except public administration) .....</b>	<b>1 129</b>	<b>4 976</b>	<b>21 362</b>	<b>178</b>	<b>114</b>	<b>36</b>	<b>16</b>	<b>11</b>	<b>1</b>	—	—	—	—	
811	Repair & maintenance .....	333	2 152	8 814	63	45	9	7	2	—	—	—	—	—	
8111	Automotive repair & maintenance .....	278	1 782	7 462	46	30	9	5	2	—	—	—	—	—	
81111	Automotive mechanical & electrical R&M .....	149	904	3 707	33	22	8	3	—	—	—	—	—	—	
811111	General automotive repair .....	112	647	2 650	29	20	8	1	—	—	—	—	—	—	
812	Personal & laundry services .....	216	865	4 317	49	31	13	4	1	—	—	—	—	—	
8121	Personal care services .....	134	513	2 327	28	15	10	3	—	—	—	—	—	—	
81211	Hair, nail & skin care services .....	113	457	2 100	24	13	9	2	—	—	—	—	—	—	
812112	Beauty salons .....	107	434	1 964	21	11	8	2	—	—	—	—	—	—	
813	Religious, grantmaking, civic, prof & like organizations .....	580	1 959	8 231	66	38	14	5	8	1	—	—	—	—	
8131	Religious organizations .....	381	1 250	5 059	40	24	6	3	7	—	—	—	—	—	
81311	Religious organizations .....	381	1 250	5 059	40	24	6	3	7	—	—	—	—	—	
813110	Religious organizations .....	381	1 250	5 059	40	24	6	3	7	—	—	—	—	—	
8134	Civic & social organizations .....	134	321	1 514	12	4	6	1	—	1	—	—	—	—	
81341	Civic & social organizations .....	134	321	1 514	12	4	6	1	—	1	—	—	—	—	
813410	Civic & social organizations .....	134	321	1 514	12	4	6	1	—	1	—	—	—	—	
<b>95</b>	<b>Auxiliaries (exc corporate, subsidiary &amp; regional mgt) .....</b>	<b>425</b>	<b>5 732</b>	<b>25 482</b>	<b>5</b>	<b>1</b>	<b>1</b>	<b>1</b>	—	—	<b>1</b>	<b>1</b>	—	—	
<b>99</b>	<b>Unclassified establishments .....</b>	<b>7</b>	<b>33</b>	<b>135</b>	<b>9</b>	<b>9</b>	—	—	—	—	—	—	—	—	
<b>CHARLES</b>															
	<b>Total .....</b>	<b>30 316</b>	<b>179 968</b>	<b>775 898</b>	<b>2 462</b>	<b>1 218</b>	<b>522</b>	<b>372</b>	<b>228</b>	<b>88</b>	<b>29</b>	<b>4</b>	<b>1</b>	—	
<b>11</b>	<b>Forestry, fishing, hunting, and agriculture support .....</b>	<b>(B)</b>	<b>(D)</b>	<b>(D)</b>	<b>6</b>	<b>4</b>	<b>2</b>	—	—	—	—	—	—	—	
<b>21</b>	<b>Mining .....</b>	<b>136</b>	<b>882</b>	<b>3 557</b>	<b>3</b>	—	—	—	<b>1</b>	<b>2</b>	—	—	—	—	
212	Mining (except oil & gas) .....	136	882	3 557	3	—	—	—	1	2	—	—	—	—	
2123	Nonmetallic mineral mining & quarrying .....	136	882	3 557	3	—	—	—	1	2	—	—	—	—	
21232	Sand, gravel, clay, refractory minerals mining .....	136	882	3 557	3	—	—	—	1	2	—	—	—	—	
212321	Construction sand & gravel mining .....	136	882	3 557	3	—	—	—	1	2	—	—	—	—	
<b>22</b>	<b>Utilities .....</b>	<b>(E)</b>	<b>(D)</b>	<b>(D)</b>	<b>6</b>	<b>3</b>	—	—	—	<b>1</b>	<b>2</b>	—	—	—	
221	Utilities .....	(E)	(D)	(D)	6	3	—	—	—	1	2	—	—	—	
2211	Elec pwr generation, transmsn & distribution .....	(E)	(D)	(D)	4	1	—	—	—	1	2	—	—	—	
22111	Electric power generation .....	(C)	(D)	(D)	1	—	—	—	—	—	1	—	—	—	
22112	Electric pwr transmsn, control & distribution .....	(E)	(D)	(D)	3	1	—	—	—	1	1	—	—	—	
<b>23</b>	<b>Construction .....</b>	<b>3 548</b>	<b>24 687</b>	<b>117 981</b>	<b>403</b>	<b>227</b>	<b>83</b>	<b>57</b>	<b>27</b>	<b>6</b>	<b>2</b>	<b>1</b>	—	—	
233	Building, developing & general contracting .....	565	4 265	19 700	111	74	21	10	6	—	—	—	—	—	
2332	Residential building construction .....	354	2 459	10 862	85	62	15	6	2	—	—	—	—	—	
23321	Single-family housing construction .....	348	2 438	10 741	82	60	14	6	2	—	—	—	—	—	
233210	Single-family housing construction .....	348	2 438	10 741	82	60	14	6	2	—	—	—	—	—	
2333	Nonresidential building construction .....	(C)	(D)	(D)	18	9	3	2	4	—	—	—	—	—	
23332	Commercial & institutional bldg construction ..	153	1 362	6 545	16	8	2	2	4	—	—	—	—	—	
233320	Commercial & institutional bldg construction ..	153	1 362	6 545	16	8	2	2	4	—	—	—	—	—	
234	Heavy construction .....	682	5 281	27 013	19	6	5	4	2	—	1	1	—	—	
2341	Highway, street, bridge & tunnel construction ...	588	4 663	23 705	8	2	1	2	1	—	1	1	—	—	
23411	Highway & street construction .....	588	4 663	23 705	8	2	1	2	1	—	1	1	—	—	
234110	Highway & street construction .....	588	4 663	23 705	8	2	1	2	1	—	1	1	—	—	

See footnotes at end of table.

**Table 6. Counties—Employees, Payroll, and Establishments by Industry: 2001—Con.**

[Excludes most government employees, railroad employees, and self-employed persons. Size class 1 to 4 includes establishments with payroll, but no employees, during mid-March pay period. (D) denotes figures withheld to avoid disclosing data for individual companies; the data are included in broader industry totals. Detailed industries with 100 or more employees are shown if industry was not a (D). For explanation of terms, abbreviations, and data reliability/comparability, see introductory text]

NAICS code	Industry	Number of employees for week including March 12	Payroll (\$1,000)		Total number of establishments	Number of establishments by employment-size class								
			First quarter	Annual		1 to 4	5 to 9	10 to 19	20 to 49	50 to 99	100 to 249	250 to 499	500 to 999	1,000 or more
<b>CHARLES—Con.</b>														
<b>23</b>	<b>Construction—Con.</b>													
235	Special trade contractors	2 301	15 141	71 268	273	147	57	43	19	6	1	—	—	—
2351	Plumbing, heating & AC contractor	416	3 013	13 870	58	34	10	9	4	1	—	—	—	—
23511	Plumbing, heating & AC contractor	416	3 013	13 870	58	34	10	9	4	1	—	—	—	—
235110	Plumbing, heating & AC contractor	416	3 013	13 870	58	34	10	9	4	1	—	—	—	—
2352	Painting & wall covering contractors	171	1 065	4 567	25	11	5	9	—	—	—	—	—	—
23521	Painting & wall covering contractors	171	1 065	4 567	25	11	5	9	—	—	—	—	—	—
235210	Painting & wall covering contractors	171	1 065	4 567	25	11	5	9	—	—	—	—	—	—
2353	Electrical contractors	415	3 342	15 757	45	18	11	9	7	—	—	—	—	—
23531	Electrical contractors	415	3 342	15 757	45	18	11	9	7	—	—	—	—	—
235310	Electrical contractors	415	3 342	15 757	45	18	11	9	7	—	—	—	—	—
2354	Masonry, drywall, insulation, tile contractors	495	2 598	11 649	29	15	4	5	2	2	1	—	—	—
23541	Masonry & stone contractors (C)	(D)	(D)	(D)	15	7	3	3	1	1	—	—	—	—
23542	Drywall, acoustical & insulation contractors	332	1 468	6 528	13	7	1	2	1	1	—	—	—	—
235420	Drywall, acoustical & insulation contractors	332	1 468	6 528	13	7	1	2	1	1	—	—	—	—
2355	Carpentry & floor contractors	144	742	3 050	38	26	11	1	—	—	—	—	—	—
23551	Carpentry contractors	115	557	2 337	31	21	10	—	—	—	—	—	—	—
235510	Carpentry contractors	115	557	2 337	31	21	10	—	—	—	—	—	—	—
2357	Concrete contractors	160	978	4 741	17	6	4	5	2	—	—	—	—	—
23571	Concrete contractors	160	978	4 741	17	6	4	5	2	—	—	—	—	—
235710	Concrete contractors	160	978	4 741	17	6	4	5	2	—	—	—	—	—
2359	Other special trade contractors	402	2 711	14 105	44	26	10	2	3	3	—	—	—	—
23593	Excavation contractors	152	833	5 081	17	10	4	1	1	1	—	—	—	—
235930	Excavation contractors	152	833	5 081	17	10	4	1	1	1	—	—	—	—
23599	All other special trade contractors	165	1 302	6 235	17	12	1	1	2	1	—	—	—	—
235990	All other special trade contractors	165	1 302	6 235	17	12	1	1	2	1	—	—	—	—
<b>31-33</b>	<b>Manufacturing</b>	<b>969</b>	<b>7 809</b>	<b>32 820</b>	<b>57</b>	<b>19</b>	<b>16</b>	<b>8</b>	<b>11</b>	<b>1</b>	<b>2</b>	<b>—</b>	<b>—</b>	<b>—</b>
323	Printing & related support activities	579	5 017	20 190	18	6	4	1	4	1	2	—	—	—
3231	Printing & related support activities	579	5 017	20 190	18	6	4	1	4	1	2	—	—	—
32311	Printing (F)	(D)	(D)	(D)	17	5	4	1	4	1	2	—	—	—
323110	Commercial lithographic printing	288	1 840	7 799	10	3	1	1	3	1	1	—	—	—
<b>42</b>	<b>Wholesale trade</b>	<b>932</b>	<b>7 150</b>	<b>28 885</b>	<b>80</b>	<b>39</b>	<b>15</b>	<b>12</b>	<b>11</b>	<b>3</b>	<b>—</b>	<b>—</b>	<b>—</b>	<b>—</b>
421	Wholesale trade, durable goods	597	4 289	17 527	58	28	12	10	7	1	—	—	—	—
4211	Motor vehicle, motor vehicle pt & supply whlse	116	633	2 978	12	6	1	3	2	—	—	—	—	—
4218	Machinery, equipment & supplies whlse	119	994	4 088	13	7	1	4	1	—	—	—	—	—
422	Wholesale trade, nondurable goods	335	2 861	11 358	22	11	3	2	4	2	—	—	—	—
4224	Grocery & related product whlse	112	1 252	5 111	6	3	1	—	1	1	—	—	—	—
42249	Other grocery & related products whlse (C)	(D)	(D)	(D)	4	2	—	—	1	1	—	—	—	—
<b>44-45</b>	<b>Retail trade</b>	<b>8 650</b>	<b>43 760</b>	<b>185 302</b>	<b>481</b>	<b>167</b>	<b>121</b>	<b>95</b>	<b>61</b>	<b>22</b>	<b>12</b>	<b>3</b>	<b>—</b>	<b>—</b>
441	Motor vehicle & parts dealers	1 136	9 099	42 309	47	5	21	7	10	2	2	—	—	—
4411	Automobile dealers	731	6 476	30 065	14	1	5	—	4	2	2	—	—	—
44111	New car dealers	699	6 232	28 974	9	—	1	—	4	2	2	—	—	—
441110	New car dealers	699	6 232	28 974	9	—	1	—	4	2	2	—	—	—
4413	Automotive parts, accessories & tire stores	338	2 311	9 527	26	1	14	6	5	—	—	—	—	—
44131	Automotive parts, accessories & tire stores	200	1 140	4 937	15	1	7	4	3	—	—	—	—	—
441310	Automotive parts, accessories & tire stores	200	1 140	4 937	15	1	7	4	3	—	—	—	—	—
44132	Tire dealers	138	1 171	4 590	11	—	7	2	2	—	—	—	—	—
441320	Tire dealers	138	1 171	4 590	11	—	7	2	2	—	—	—	—	—
442	Furniture & home furnishing stores	333	2 011	9 155	29	11	6	7	4	1	—	—	—	—
4421	Furniture stores	149	858	4 042	13	7	1	3	1	1	—	—	—	—
44211	Furniture stores	149	858	4 042	13	7	1	3	1	1	—	—	—	—
442110	Furniture stores	149	858	4 042	13	7	1	3	1	1	—	—	—	—
4422	Home furnishings stores	184	1 153	5 113	16	4	5	4	3	—	—	—	—	—
443	Electronics & appliance stores	228	2 273	8 282	19	8	7	2	1	1	—	—	—	—
4431	Electronics & appliance stores	228	2 273	8 282	19	8	7	2	1	1	—	—	—	—
44311	Appliance, TV & all other electronics stores	189	2 139	7 743	12	4	5	1	1	1	—	—	—	—
443112	Radio, television & other electronics stores	152	1 923	6 722	7	2	3	—	1	1	—	—	—	—
444	Bldg material & garden equip & supp dealers	833	5 050	22 766	42	18	5	9	7	—	3	—	—	—
4441	Building material & supplies dealers	793	4 908	22 159	35	13	5	7	7	—	3	—	—	—
44411	Home centers (E)	(D)	(D)	(D)	2	—	—	—	—	—	2	—	—	—
44419	Other building material dealers	413	2 894	13 549	23	6	4	7	5	—	1	—	—	—
444190	Other building material dealers	413	2 894	13 549	23	6	4	7	5	—	1	—	—	—
445	Food & beverage stores	1 271	6 820	26 517	68	28	12	12	6	9	1	—	—	—
4451	Grocery stores	1 101	6 154	23 470	37	12	2	8	5	9	1	—	—	—
44511	Grocery (except convenience) stores	896	5 446	20 707	20	4	2	4	—	9	1	—	—	—
445110	Grocery (except convenience) stores	896	5 446	20 707	20	4	2	4	—	9	1	—	—	—
44512	Convenience stores	205	708	2 763	17	8	—	4	5	—	—	—	—	—
445120	Convenience stores	205	708	2 763	17	8	—	4	5	—	—	—	—	—
4453	Beer, wine & liquor stores	150	606	2 806	27	15	7	4	1	—	—	—	—	—
44531	Beer, wine & liquor stores	150	606	2 806	27	15	7	4	1	—	—	—	—	—
445310	Beer, wine & liquor stores	150	606	2 806	27	15	7	4	1	—	—	—	—	—
446	Health & personal care stores	378	1 636	6 787	31	10	9	4	8	—	—	—	—	—
4461	Health & personal care stores	378	1 636	6 787	31	10	9	4	8	—	—	—	—	—
44611	Pharmacies & drug stores	201	1 006	3 991	9	—	2	2	5	—	—	—	—	—
446110	Pharmacies & drug stores	201	1 006	3 991	9	—	2	2	5	—	—	—	—	—

See footnotes at end of table.

**Table 6. Counties—Employees, Payroll, and Establishments by Industry: 2001—Con.**

[Excludes most government employees, railroad employees, and self-employed persons. Size class 1 to 4 includes establishments with payroll, but no employees, during mid-March pay period. (D) denotes figures withheld to avoid disclosing data for individual companies; the data are included in broader industry totals. Detailed industries with 100 or more employees are shown if industry was not a (D). For explanation of terms, abbreviations, and data reliability/comparability, see introductory text]

NAICS code	Industry	Number of employees for week including March 12	Payroll (\$1,000)		Total number of establishments	Number of establishments by employment-size class																				
			First quarter	Annual		1 to 4	5 to 9	10 to 19	20 to 49	50 to 99	100 to 249	250 to 499	500 to 999	1,000 or more												
<b>CHARLES—Con.</b>																										
<b>44-45 Retail trade—Con.</b>																										
447	Gasoline stations .....	458	1 585	7 008	47	16	14	10	7	—	—	—	—	—												
4471	Gasoline stations .....	458	1 585	7 008	47	16	14	10	7	—	—	—	—	—												
44711	Gasoline stations with convenience stores .....	241	646	2 850	20	4	6	7	3	—	—	—	—	—												
447110	Gasoline stations with convenience stores .....	241	646	2 850	20	4	6	7	3	—	—	—	—	—												
44719	Other gasoline stations .....	217	939	4 158	27	12	8	3	4	—	—	—	—	—												
447190	Other gasoline stations .....	217	939	4 158	27	12	8	3	4	—	—	—	—	—												
448	Clothing & clothing accessories stores .....	826	2 703	10 826	75	24	22	19	7	3	—	—	—	—												
4481	Clothing stores .....	611	1 683	7 223	46	15	12	9	7	3	—	—	—	—												
44812	Women's clothing stores .....	152	327	1 493	12	2	5	3	2	—	—	—	—	—												
448120	Women's clothing stores .....	152	327	1 493	12	2	5	3	2	—	—	—	—	—												
44814	Family clothing stores .....	306	819	3 649	14	5	—	3	3	3	—	—	—	—												
448140	Family clothing stores .....	306	819	3 649	14	5	—	3	3	3	—	—	—	—												
4482	Shoe stores .....	100	306	1 276	13	4	4	5	—	—	—	—	—	—												
44821	Shoe stores .....	100	306	1 276	13	4	4	5	—	—	—	—	—	—												
448210	Shoe stores .....	100	306	1 276	13	4	4	5	—	—	—	—	—	—												
4483	Jewelry, luggage & leather goods stores .....	115	714	2 327	16	5	6	5	—	—	—	—	—	—												
44831	Jewelry stores .....	115	714	2 327	16	5	6	5	—	—	—	—	—	—												
448310	Jewelry stores .....	115	714	2 327	16	5	6	5	—	—	—	—	—	—												
451	Sporting goods, hobby, book & music stores .....	449	1 396	5 879	32	7	10	8	5	2	—	—	—	—												
4511	Sporting goods, hobby, musical instrument stores .....	332	1 045	4 525	24	6	8	5	3	2	—	—	—	—												
45111	Sporting goods stores .....	144	426	1 791	11	3	2	4	1	1	—	—	—	—												
451110	Sporting goods stores .....	144	426	1 791	11	3	2	4	1	1	—	—	—	—												
45112	Hobby, toy & game stores .....	134	393	1 784	7	2	3	—	1	1	—	—	—	—												
451120	Hobby, toy & game stores .....	134	393	1 784	7	2	3	—	1	1	—	—	—	—												
4512	Book, periodical & music stores .....	117	351	1 354	8	1	2	3	2	—	—	—	—	—												
452	General merchandise stores .....	2 123	7 888	33 323	21	3	3	3	—	4	5	3	—	—												
4521	Department stores .....	1 712	6 439	27 132	9	—	—	—	—	2	4	3	—	—												
45211	Department stores .....	1 712	6 439	27 132	9	—	—	—	—	2	4	3	—	—												
452110	Department stores .....	1 712	6 439	27 132	9	—	—	—	—	2	4	3	—	—												
4529	Other general merchandise stores .....	411	1 449	6 191	12	3	3	3	—	2	1	—	—	—												
45291	Warehouse clubs & superstores .....	(E)	(D)	(D)	2	—	—	—	—	1	1	—	—	—												
45299	All other general merchandise stores .....	(C)	(D)	(D)	10	3	3	3	—	1	—	—	—	—												
453	Miscellaneous store retailers .....	376	1 233	5 002	53	28	10	11	4	—	—	—	—	—												
4532	Office supplies, stationery & gift stores .....	(C)	(D)	(D)	18	8	4	4	2	—	—	—	—	—												
45322	Gift, novelty & souvenir stores .....	113	233	893	15	6	4	4	1	—	—	—	—	—												
453220	Gift, novelty & souvenir stores .....	113	233	893	15	6	4	4	1	—	—	—	—	—												
4539	Other miscellaneous store retailers .....	151	437	2 245	23	14	4	3	2	—	—	—	—	—												
454	Nonstore retailers .....	239	2 066	7 448	17	9	2	3	2	—	1	—	—	—												
4543	Direct selling establishments .....	(C)	(D)	(D)	14	7	2	2	2	—	1	—	—	—												
45431	Fuel dealers .....	194	1 783	6 329	8	2	2	2	1	—	1	—	—	—												
<b>48-49 Transportation &amp; warehousing .....</b>														<b>933</b>	<b>4 748</b>	<b>21 399</b>	<b>67</b>	<b>29</b>	<b>17</b>	<b>11</b>	<b>6</b>	<b>3</b>	<b>1</b>	—	—	—
484	Truck transportation .....	271	1 717	8 349	26	11	8	4	2	1	—	—	—	—												
4842	Specialized freight trucking .....	234	1 422	7 145	19	7	6	4	1	1	—	—	—	—												
48421	Used household & office goods moving .....	111	781	4 405	5	2	—	2	—	1	—	—	—	—												
484210	Used household & office goods moving .....	111	781	4 405	5	2	—	2	—	1	—	—	—	—												
48422	Specialized freight (exc used) trucking, local .....	(C)	(D)	(D)	12	4	5	2	1	—	—	—	—	—												
485	Transit & ground passenger transportation .....	518	2 167	9 324	32	11	9	7	3	1	1	—	—	—												
4854	School & employee bus transportation .....	460	1 765	7 410	25	7	8	6	2	1	1	—	—	—												
48541	School & employee bus transportation .....	460	1 765	7 410	25	7	8	6	2	1	1	—	—	—												
485410	School & employee bus transportation .....	460	1 765	7 410	25	7	8	6	2	1	1	—	—	—												
<b>51 Information .....</b>														<b>445</b>	<b>5 538</b>	<b>21 441</b>	<b>33</b>	<b>17</b>	<b>8</b>	<b>3</b>	<b>2</b>	<b>2</b>	<b>1</b>	—	—	—
511	Publishing industries .....	(C)	(D)	(D)	4	1	2	—	—	—	1	—	—	—												
5111	Newspaper, periodical, book, database publishers .....	(C)	(D)	(D)	4	1	2	—	—	—	1	—	—	—												
51111	Newspaper publishers .....	(C)	(D)	(D)	1	—	—	—	—	—	1	—	—	—												
513	Broadcasting & telecommunications .....	260	3 935	14 320	17	8	4	1	2	2	—	—	—	—												
5133	Telecommunications .....	211	3 050	12 302	14	6	4	1	1	2	—	—	—	—												
51331	Wired telecommunications carriers .....	(C)	(D)	(D)	8	3	2	—	1	2	—	—	—	—												
<b>52 Finance &amp; insurance .....</b>														<b>934</b>	<b>7 871</b>	<b>34 154</b>	<b>126</b>	<b>63</b>	<b>34</b>	<b>20</b>	<b>7</b>	<b>2</b>	—	—	—	—
522	Credit intermediation & related activities .....	667	6 094	26 667	68	20	25	15	7	1	—	—	—	—												
5221	Depository credit intermediation .....	(E)	(D)	(D)	37	5	13	12	6	1	—	—	—	—												
52211	Commercial banking .....	426	3 588	14 344	32	5	11	9	6	1	—	—	—	—												
522110	Commercial banking .....	426	3 588	14 344	32	5	11	9	6	1	—	—	—	—												
5222	Nondepository credit intermediation .....	161	1 895	9 968	27	12	11	3	1	—	—	—	—	—												
52229	Other nondepository credit intermediation .....	(C)	(D)	(D)	26	11	11	3	1	—	—	—	—	—												
522292	Real estate credit .....	146	1 777	9 508	23	9	10	3	1	—	—	—	—	—												
524	Insurance carriers & related activities .....	191	1 419	6 249	50	37	8	5	—	—	—	—	—	—												
5242	Agencies & other insurance related activities .....	(C)	(D)	(D)	46	37	6	3	—	—	—	—	—	—												
52421	Insurance agencies & brokerages .....	151	912	4 114	44	35	6	3	—	—	—	—	—	—												
524210	Insurance agencies & brokerages .....	151	912	4 114	44	35	6	3	—	—	—	—	—	—												
<b>53 Real estate &amp; rental &amp; leasing .....</b>														<b>437</b>	<b>3 017</b>	<b>13 841</b>	<b>88</b>	<b>60</b>	<b>18</b>	<b>8</b>	<b>1</b>	<b>1</b>	—	—	—	—
531	Real estate .....	336	2 582	12 077	76	58	13	3	1	1	—	—	—	—												
5311	Lessors of real estate .....	128	1 008	4 475	21	17	3	—	—	1	—	—	—	—												
5312	Offices of real estate agents & brokers .....	135	673	3 304	35	25	8	1	1	—	—	—	—	—												
53121	Offices of real estate agents & brokers .....	135	673	3 304	35	25	8	1	1	—	—	—	—	—												
531210	Offices of real estate agents & brokers .....	135	673	3 304	35	25	8	1	1	—	—	—	—	—												
532	Rental & leasing services .....	101	435	1 764	12	2	5	5	—	—	—	—	—	—												

See footnotes at end of table.

**Table 6. Counties—Employees, Payroll, and Establishments by Industry: 2001—Con.**

[Excludes most government employees, railroad employees, and self-employed persons. Size class 1 to 4 includes establishments with payroll, but no employees, during mid-March pay period. (D) denotes figures withheld to avoid disclosing data for individual companies; the data are included in broader industry totals. Detailed industries with 100 or more employees are shown if industry was not a (D). For explanation of terms, abbreviations, and data reliability/comparability, see introductory text]

NAICS code	Industry	Number of employees for week including March 12	Payroll (\$1,000)		Total number of establishments	Number of establishments by employment-size class									
			First quarter	Annual		1 to 4	5 to 9	10 to 19	20 to 49	50 to 99	100 to 249	250 to 499	500 to 999	1,000 or more	
<b>CHARLES—Con.</b>															
<b>54</b>	<b>Professional, scientific &amp; technical services.....</b>	<b>1 430</b>	<b>13 243</b>	<b>60 856</b>	<b>219</b>	<b>153</b>	<b>24</b>	<b>25</b>	<b>13</b>	<b>4</b>	—	—	—	—	
541	Professional, scientific & technical services.....	1 430	13 243	60 856	219	153	24	25	13	4	—	—	—	—	
5411	Legal services.....	188	1 579	8 083	41	26	9	6	—	—	—	—	—	—	
54111	Offices of lawyers.....	143	1 301	6 464	32	21	7	4	—	—	—	—	—	—	
541110	Offices of lawyers.....	143	1 301	6 464	32	21	7	4	—	—	—	—	—	—	
5412	Accounting, tax prep, bookkeep, payroll services.....	150	714	2 758	36	27	5	3	1	—	—	—	—	—	
54121	Accounting, tax prep, bookkeep, payroll services.....	150	714	2 758	36	27	5	3	1	—	—	—	—	—	
5413	Architectural, engineering & related services...	537	5 662	24 853	38	20	5	4	6	3	—	—	—	—	
54133	Engineering services.....	392	4 352	18 017	23	12	2	3	3	3	—	—	—	—	
541330	Engineering services.....	392	4 352	18 017	23	12	2	3	3	3	—	—	—	—	
5415	Computer systems design & related services...	218	2 788	12 247	41	33	2	3	2	1	—	—	—	—	
54151	Computer systems design & related services...	218	2 788	12 247	41	33	2	3	2	1	—	—	—	—	
541511	Custom computer programming services...	101	1 747	7 972	21	16	1	2	2	—	—	—	—	—	
5416	Management, sci & tech consulting services....	136	1 338	7 174	32	27	1	2	2	—	—	—	—	—	
54161	Management consulting services.....	101	993	5 576	22	18	1	2	1	—	—	—	—	—	
5419	Oth professional, scientific, technical services ..	106	525	2 833	17	10	1	5	1	—	—	—	—	—	
<b>55</b>	<b>Management of companies &amp; enterprises ..</b>	<b>54</b>	<b>553</b>	<b>3 021</b>	<b>6</b>	<b>3</b>	<b>2</b>	<b>—</b>	<b>1</b>	—	—	—	—	—	
<b>56</b>	<b>Admin, support, waste mgt, remediation services.....</b>	<b>1 044</b>	<b>6 177</b>	<b>28 274</b>	<b>101</b>	<b>55</b>	<b>19</b>	<b>16</b>	<b>7</b>	<b>3</b>	<b>1</b>	—	—	—	
561	Administrative & support services.....	699	3 340	14 375	92	52	19	15	4	2	—	—	—	—	
5613	Employment services.....	110	493	1 902	4	2	—	1	—	1	—	—	—	—	
5614	Business support services.....	122	527	2 434	12	5	2	3	2	—	—	—	—	—	
5617	Services to buildings & dwellings.....	336	1 380	6 395	54	33	10	9	1	1	—	—	—	—	
56172	Janitorial services.....	201	913	3 626	23	11	5	6	—	1	—	—	—	—	
561720	Janitorial services.....	201	913	3 626	23	11	5	6	—	1	—	—	—	—	
56173	Landscaping services.....	106	310	1 724	19	12	3	3	1	—	—	—	—	—	
561730	Landscaping services.....	106	310	1 724	19	12	3	3	1	—	—	—	—	—	
562	Waste management & remediation services.....	345	2 837	13 899	9	3	—	1	3	1	1	—	—	—	
5622	Waste treatment & disposal.....	(C)	(D)	(D)	3	1	—	—	1	—	1	—	—	—	
56221	Waste treatment & disposal.....	(C)	(D)	(D)	3	1	—	—	1	—	1	—	—	—	
5629	Remediation & oth waste management services.....	(C)	(D)	(D)	2	—	—	—	1	1	—	—	—	—	
56291	Remediation services.....	(C)	(D)	(D)	2	—	—	—	1	1	—	—	—	—	
<b>61</b>	<b>Educational services.....</b>	<b>451</b>	<b>1 664</b>	<b>7 278</b>	<b>42</b>	<b>24</b>	<b>6</b>	<b>6</b>	<b>3</b>	<b>2</b>	<b>1</b>	—	—	—	
611	Educational services.....	451	1 664	7 278	42	24	6	6	3	2	1	—	—	—	
6111	Elementary & secondary schools.....	328	1 242	5 010	8	—	1	2	2	2	1	—	—	—	
61111	Elementary & secondary schools.....	328	1 242	5 010	8	—	1	2	2	2	1	—	—	—	
611110	Elementary & secondary schools.....	328	1 242	5 010	8	—	1	2	2	2	1	—	—	—	
<b>62</b>	<b>Health care and social assistance.....</b>	<b>3 489</b>	<b>23 860</b>	<b>97 229</b>	<b>248</b>	<b>110</b>	<b>70</b>	<b>41</b>	<b>17</b>	<b>5</b>	<b>4</b>	—	<b>1</b>	—	
621	Ambulatory health care services.....	1 393	11 693	49 997	174	76	61	25	9	3	—	—	—	—	
6211	Offices of physicians.....	670	6 484	28 920	87	39	29	13	5	1	—	—	—	—	
62111	Offices of physicians.....	670	6 484	28 920	87	39	29	13	5	1	—	—	—	—	
621111	Offices of physicians (exc mental health)...	648	6 303	27 898	82	36	27	13	5	1	—	—	—	—	
6212	Offices of dentists.....	259	1 904	8 147	38	18	15	4	1	—	—	—	—	—	
62121	Offices of dentists.....	259	1 904	8 147	38	18	15	4	1	—	—	—	—	—	
621210	Offices of dentists.....	259	1 904	8 147	38	18	15	4	1	—	—	—	—	—	
6213	Offices of other health practitioners.....	205	1 416	5 624	31	15	11	3	2	—	—	—	—	—	
6216	Home health care services.....	166	1 195	4 959	6	1	—	2	1	2	—	—	—	—	
62161	Home health care services.....	166	1 195	4 959	6	1	—	2	1	2	—	—	—	—	
621610	Home health care services.....	166	1 195	4 959	6	1	—	2	1	2	—	—	—	—	
622	Hospitals.....	(F)	(D)	(D)	1	—	—	—	—	—	—	—	1	—	
6221	General medical & surgical hospitals.....	(F)	(D)	(D)	1	—	—	—	—	—	—	—	1	—	
62211	General medical & surgical hospitals.....	(F)	(D)	(D)	1	—	—	—	—	—	—	—	1	—	
623	Nursing & residential care facilities.....	753	3 597	14 681	16	2	—	9	1	1	3	—	—	—	
6231	Nursing care facilities.....	443	2 446	10 100	4	1	—	—	—	1	2	—	—	—	
62311	Nursing care facilities.....	443	2 446	10 100	4	1	—	—	—	1	2	—	—	—	
623110	Nursing care facilities.....	443	2 446	10 100	4	1	—	—	—	1	2	—	—	—	
6232	Residential mental retardation, health facil.....	(E)	(D)	(D)	10	—	—	8	1	—	1	—	—	—	
62321	Residential mental retardation facilities.....	(C)	(D)	(D)	7	—	—	6	—	—	1	—	—	—	
624	Social assistance.....	(F)	(D)	(D)	57	32	9	7	7	1	1	—	—	—	
6241	Individual & family services.....	(E)	(D)	(D)	8	2	2	1	2	—	1	—	—	—	
62419	Other individual & family services.....	220	1 157	4 391	5	1	2	1	—	—	1	—	—	—	
624190	Other individual & family services.....	220	1 157	4 391	5	1	2	1	—	—	1	—	—	—	
6243	Vocational rehabilitation services.....	(C)	(D)	(D)	3	1	1	—	—	1	—	—	—	—	
62431	Vocational rehabilitation services.....	(C)	(D)	(D)	3	1	1	—	—	1	—	—	—	—	
6244	Child day care services.....	300	794	3 372	40	24	5	6	5	—	—	—	—	—	
62441	Child day care services.....	300	794	3 372	40	24	5	6	5	—	—	—	—	—	
624410	Child day care services.....	300	794	3 372	40	24	5	6	5	—	—	—	—	—	
<b>71</b>	<b>Arts, entertainment &amp; recreation.....</b>	<b>327</b>	<b>757</b>	<b>3 795</b>	<b>29</b>	<b>15</b>	<b>4</b>	<b>4</b>	<b>5</b>	<b>1</b>	—	—	—	—	
713	Amusement, gambling & recreation industries....	318	709	3 586	26	13	3	4	5	1	—	—	—	—	
7139	Other amusement & recreation industries.....	(E)	(D)	(D)	25	13	2	4	5	1	—	—	—	—	
71394	Fitness & recreational sports centers.....	196	340	1 601	13	7	—	2	3	1	—	—	—	—	
713940	Fitness & recreational sports centers.....	196	340	1 601	13	7	—	2	3	1	—	—	—	—	

See footnotes at end of table.

**Table 6. Counties—Employees, Payroll, and Establishments by Industry: 2001—Con.**

[Excludes most government employees, railroad employees, and self-employed persons. Size class 1 to 4 includes establishments with payroll, but no employees, during mid-March pay period. (D) denotes figures withheld to avoid disclosing data for individual companies; the data are included in broader industry totals. Detailed industries with 100 or more employees are shown if industry was not a (D). For explanation of terms, abbreviations, and data reliability/comparability, see introductory text]

NAICS code	Industry	Number of employees for week including March 12	Payroll (\$1,000)		Total number of establishments	Number of establishments by employment-size class								
			First quarter	Annual		1 to 4	5 to 9	10 to 19	20 to 49	50 to 99	100 to 249	250 to 499	500 to 999	1,000 or more
<b>CHARLES—Con.</b>														
<b>72</b>	<b>Accommodation &amp; food services</b>	<b>4 066</b>	<b>10 371</b>	<b>44 565</b>	<b>190</b>	<b>68</b>	<b>27</b>	<b>31</b>	<b>35</b>	<b>26</b>	<b>3</b>	—	—	—
721	Accommodation	202	707	3 839	20	11	—	6	2	1	—	—	—	—
7211	Traveler accommodation	184	629	3 438	16	8	—	5	2	1	—	—	—	—
72111	Hotels (exc casino hotels) & motels	184	629	3 438	16	8	—	5	2	1	—	—	—	—
721110	Hotels (exc casino hotels) & motels	184	629	3 438	16	8	—	5	2	1	—	—	—	—
722	Food services & drinking places	3 864	9 664	40 726	170	57	27	25	33	25	3	—	—	—
7221	Full-service restaurants	2 358	6 141	25 047	65	15	9	7	12	19	3	—	—	—
72211	Full-service restaurants	2 358	6 141	25 047	65	15	9	7	12	19	3	—	—	—
722110	Full-service restaurants	2 358	6 141	25 047	65	15	9	7	12	19	3	—	—	—
7222	Limited-service eating places	1 375	3 158	13 881	83	28	13	17	19	6	—	—	—	—
72221	Limited-service eating places	1 375	3 158	13 881	83	28	13	17	19	6	—	—	—	—
722211	Limited-service restaurants	1 277	2 853	12 590	71	23	10	14	18	6	—	—	—	—
7224	Drinking places (alcoholic beverages)	100	180	1 126	14	8	4	—	2	—	—	—	—	—
72241	Drinking places (alcoholic beverages)	100	180	1 126	14	8	4	—	2	—	—	—	—	—
722410	Drinking places (alcoholic beverages)	100	180	1 126	14	8	4	—	2	—	—	—	—	—
<b>81</b>	<b>Other services (except public administration)</b>	<b>1 863</b>	<b>10 139</b>	<b>42 514</b>	<b>255</b>	<b>145</b>	<b>56</b>	<b>32</b>	<b>18</b>	<b>4</b>	—	—	—	—
811	Repair & maintenance	730	5 739	24 380	100	58	21	12	8	1	—	—	—	—
8111	Automotive repair & maintenance	452	3 108	12 897	67	37	15	9	6	—	—	—	—	—
81111	Automotive mechanical & electrical R&M	175	1 169	4 852	41	25	11	5	—	—	—	—	—	—
811111	General automotive repair	144	928	3 829	36	23	9	4	—	—	—	—	—	—
81112	Automotive body, paint, interior & glass repair	194	1 692	6 950	19	9	3	3	4	—	—	—	—	—
8114	Personal & household goods R&M	162	1 370	5 662	16	9	4	1	1	1	—	—	—	—
81141	Home, garden equipment & appliance R&M	103	772	3 345	7	3	2	1	—	1	—	—	—	—
812	Personal & laundry services	549	2 240	9 331	81	47	16	13	4	1	—	—	—	—
8121	Personal care services	394	1 389	5 685	46	21	11	10	3	1	—	—	—	—
81211	Hair, nail & skin care services	375	1 310	5 336	39	15	10	10	3	1	—	—	—	—
812112	Beauty salons	354	1 256	5 087	35	13	9	9	3	1	—	—	—	—
813	Religious, grantmaking, civic, prof & like organizations	584	2 160	8 803	74	40	19	7	6	2	—	—	—	—
8131	Religious organizations	386	1 539	6 115	46	26	10	4	5	1	—	—	—	—
81311	Religious organizations	386	1 539	6 115	46	26	10	4	5	1	—	—	—	—
813110	Religious organizations	386	1 539	6 115	46	26	10	4	5	1	—	—	—	—
8134	Civic & social organizations	113	202	869	12	4	7	—	—	1	—	—	—	—
81341	Civic & social organizations	113	202	869	12	4	7	—	—	1	—	—	—	—
813410	Civic & social organizations	113	202	869	12	4	7	—	—	1	—	—	—	—
<b>95</b>	<b>Auxiliaries (exc corporate, subsidiary &amp; regional mgt)</b>	<b>(B)</b>	<b>(D)</b>	<b>(D)</b>	<b>4</b>	—	—	<b>2</b>	<b>2</b>	—	—	—	—	—
<b>99</b>	<b>Unclassified establishments</b>	<b>(B)</b>	<b>(D)</b>	<b>(D)</b>	<b>18</b>	<b>17</b>	—	<b>1</b>	—	—	—	—	—	—
<b>DORCHESTER</b>														
	<b>Total</b>	<b>10 099</b>	<b>60 471</b>	<b>252 827</b>	<b>713</b>	<b>388</b>	<b>140</b>	<b>99</b>	<b>52</b>	<b>14</b>	<b>14</b>	<b>4</b>	<b>2</b>	—
<b>11</b>	<b>Forestry, fishing, hunting, and agriculture support</b>	<b>(B)</b>	<b>(D)</b>	<b>(D)</b>	<b>4</b>	<b>2</b>	<b>1</b>	—	<b>1</b>	—	—	—	—	—
<b>21</b>	<b>Mining</b>	<b>(A)</b>	<b>(D)</b>	<b>(D)</b>	<b>2</b>	<b>1</b>	—	<b>1</b>	—	—	—	—	—	—
<b>22</b>	<b>Utilities</b>	<b>(B)</b>	<b>(D)</b>	<b>(D)</b>	<b>2</b>	—	<b>1</b>	—	<b>1</b>	—	—	—	—	—
<b>23</b>	<b>Construction</b>	<b>560</b>	<b>3 140</b>	<b>16 908</b>	<b>89</b>	<b>60</b>	<b>18</b>	<b>3</b>	<b>7</b>	—	<b>1</b>	—	—	—
233	Building, developing & general contracting	148	660	2 805	35	26	6	2	1	—	—	—	—	—
234	Heavy construction	100	598	4 765	9	4	2	—	3	—	—	—	—	—
235	Special trade contractors	312	1 882	9 338	45	30	10	1	3	—	1	—	—	—
2353	Electrical contractors	175	1 307	6 586	10	4	3	1	1	—	1	—	—	—
23531	Electrical contractors	175	1 307	6 586	10	4	3	1	1	—	1	—	—	—
235310	Electrical contractors	175	1 307	6 586	10	4	3	1	1	—	1	—	—	—
<b>31-33</b>	<b>Manufacturing</b>	<b>3 362</b>	<b>25 327</b>	<b>101 614</b>	<b>46</b>	<b>15</b>	<b>4</b>	<b>11</b>	<b>4</b>	<b>2</b>	<b>6</b>	<b>2</b>	<b>2</b>	—
311	Food mfg	1 548	9 664	42 422	17	5	2	3	1	1	3	1	1	—
3114	Fruit & veg preserving & specialty food mfg	(E)	(D)	(D)	2	—	—	—	—	—	2	—	—	—
31142	Fruit & veg canning, pickling & drying	(E)	(D)	(D)	2	—	—	—	—	—	2	—	—	—
3116	Animal slaughtering & processing	(F)	(D)	(D)	2	—	—	—	—	1	—	—	1	—
31161	Animal slaughtering & processing	(F)	(D)	(D)	2	—	—	—	—	1	—	—	1	—
3117	Seafood product preparation & packaging	478	2 831	13 374	10	5	2	2	—	—	—	1	—	—
31171	Seafood product preparation & packaging	478	2 831	13 374	10	5	2	2	—	—	—	1	—	—
3119	Other food mfg	(C)	(D)	(D)	1	—	—	—	—	—	1	—	—	—
31194	Seasoning & dressing mfg	(C)	(D)	(D)	1	—	—	—	—	—	1	—	—	—
323	Printing & related support activities	(E)	(D)	(D)	3	1	1	—	—	—	—	1	—	—
3231	Printing & related support activities	(E)	(D)	(D)	3	1	1	—	—	—	—	1	—	—
32311	Printing	(E)	(D)	(D)	3	1	1	—	—	—	—	1	—	—
326	Plastics & rubber products mfg	(C)	(D)	(D)	2	1	—	—	—	—	1	—	—	—
3261	Plastics product mfg	(C)	(D)	(D)	1	—	—	—	—	—	1	—	—	—
32619	Other plastics product mfg	(C)	(D)	(D)	1	—	—	—	—	—	1	—	—	—
332	Fabricated metal product mfg	463	4 991	18 266	8	3	—	2	1	—	2	—	—	—
3326	Spring & wire product mfg	(E)	(D)	(D)	2	—	—	—	—	—	2	—	—	—
33261	Spring & wire product mfg	(E)	(D)	(D)	2	—	—	—	—	—	2	—	—	—

See footnotes at end of table.



**Table 6. Counties—Employees, Payroll, and Establishments by Industry: 2001—Con.**

[Excludes most government employees, railroad employees, and self-employed persons. Size class 1 to 4 includes establishments with payroll, but no employees, during mid-March pay period. (D) denotes figures withheld to avoid disclosing data for individual companies; the data are included in broader industry totals. Detailed industries with 100 or more employees are shown if industry was not a (D). For explanation of terms, abbreviations, and data reliability/comparability, see introductory text]

NAICS code	Industry	Number of employees for week including March 12	Payroll (\$1,000)		Total number of establishments	Number of establishments by employment-size class									
			First quarter	Annual		1 to 4	5 to 9	10 to 19	20 to 49	50 to 99	100 to 249	250 to 499	500 to 999	1,000 or more	
<b>DORCHESTER—Con.</b>															
<b>31-33 Manufacturing—Con.</b>															
335	Electrical equip, appliance & component mfg . . . . .	(F)	(D)	(D)	1	—	—	—	—	—	—	—	—	1	—
3353	Electrical equipment mfg . . . . .	(F)	(D)	(D)	1	—	—	—	—	—	—	—	—	1	—
33531	Electrical equipment mfg . . . . .	(F)	(D)	(D)	1	—	—	—	—	—	—	—	—	1	—
<b>42</b>	<b>Wholesale trade . . . . .</b>	<b>352</b>	<b>2 646</b>	<b>11 942</b>	<b>45</b>	<b>23</b>	<b>11</b>	<b>7</b>	<b>3</b>	<b>1</b>	—	—	—	—	
421	Wholesale trade, durable goods . . . . .	232	1 880	8 326	21	7	6	5	2	1	—	—	—	—	
422	Wholesale trade, nondurable goods . . . . .	120	766	3 616	24	16	5	2	1	—	—	—	—	—	
<b>44-45</b>	<b>Retail trade . . . . .</b>	<b>1 137</b>	<b>5 169</b>	<b>21 505</b>	<b>117</b>	<b>53</b>	<b>28</b>	<b>25</b>	<b>9</b>	<b>1</b>	<b>1</b>	—	—	—	
441	Motor vehicle & parts dealers . . . . .	137	935	3 757	17	11	3	1	2	—	—	—	—	—	
445	Food & beverage stores . . . . .	237	1 098	4 657	20	9	5	2	3	1	—	—	—	—	
4451	Grocery stores . . . . .	221	1 044	4 345	14	4	4	2	3	1	—	—	—	—	
44511	Grocery (except convenience) stores . . . . .	178	913	3 798	8	2	1	1	3	1	—	—	—	—	
445110	Grocery (except convenience) stores . . . . .	178	913	3 798	8	2	1	1	3	1	—	—	—	—	
446	Health & personal care stores . . . . .	105	515	2 246	12	5	—	6	1	—	—	—	—	—	
4461	Health & personal care stores . . . . .	105	515	2 246	12	5	—	6	1	—	—	—	—	—	
447	Gasoline stations . . . . .	161	629	2 585	18	4	7	6	1	—	—	—	—	—	
4471	Gasoline stations . . . . .	161	629	2 585	18	4	7	6	1	—	—	—	—	—	
44711	Gasoline stations with convenience stores . . . . .	113	286	1 186	13	2	5	6	—	—	—	—	—	—	
447110	Gasoline stations with convenience stores . . . . .	113	286	1 186	13	2	5	6	—	—	—	—	—	—	
452	General merchandise stores . . . . .	234	769	3 387	6	2	1	1	1	—	1	—	—	—	
4521	Department stores . . . . .	(C)	(D)	(D)	1	—	—	—	—	—	1	—	—	—	
45211	Department stores . . . . .	(C)	(D)	(D)	1	—	—	—	—	—	1	—	—	—	
<b>48-49</b>	<b>Transportation &amp; warehousing . . . . .</b>	<b>477</b>	<b>3 060</b>	<b>13 791</b>	<b>43</b>	<b>28</b>	<b>5</b>	<b>5</b>	<b>1</b>	<b>3</b>	<b>1</b>	—	—	—	
484	Truck transportation . . . . .	360	2 561	11 142	22	10	4	4	1	2	1	—	—	—	
4841	General freight trucking . . . . .	245	1 989	8 082	14	6	2	4	—	1	1	—	—	—	
48412	General freight trucking, long-distance . . . . .	172	1 727	6 886	9	3	1	4	—	—	1	—	—	—	
484122	General freight trucking, long-distance, LTL . . . . .	129	1 367	5 515	3	—	—	2	—	—	1	—	—	—	
4842	Specialized freight trucking . . . . .	115	572	3 060	8	4	2	—	1	1	—	—	—	—	
48422	Specialized freight (exc used) trucking, local . . . . .	(C)	(D)	(D)	7	3	2	—	1	1	—	—	—	—	
<b>51</b>	<b>Information . . . . .</b>	<b>126</b>	<b>830</b>	<b>3 246</b>	<b>12</b>	<b>4</b>	<b>2</b>	<b>4</b>	<b>2</b>	—	—	—	—	—	
<b>52</b>	<b>Finance &amp; insurance . . . . .</b>	<b>273</b>	<b>2 211</b>	<b>10 430</b>	<b>36</b>	<b>19</b>	<b>8</b>	<b>6</b>	<b>3</b>	—	—	—	—	—	
522	Credit intermediation & related activities . . . . .	(C)	(D)	(D)	23	11	7	4	1	—	—	—	—	—	
5221	Depository credit intermediation . . . . .	(C)	(D)	(D)	19	8	7	3	1	—	—	—	—	—	
52211	Commercial banking . . . . .	(C)	(D)	(D)	16	5	7	3	1	—	—	—	—	—	
524	Insurance carriers & related activities . . . . .	(C)	(D)	(D)	13	8	1	2	2	—	—	—	—	—	
<b>53</b>	<b>Real estate &amp; rental &amp; leasing . . . . .</b>	<b>98</b>	<b>353</b>	<b>1 286</b>	<b>27</b>	<b>18</b>	<b>8</b>	—	<b>1</b>	—	—	—	—	—	
<b>54</b>	<b>Professional, scientific &amp; technical services . . . . .</b>	<b>190</b>	<b>937</b>	<b>4 179</b>	<b>41</b>	<b>26</b>	<b>8</b>	<b>7</b>	—	—	—	—	—	—	
541	Professional, scientific & technical services . . . . .	190	937	4 179	41	26	8	7	—	—	—	—	—	—	
<b>55</b>	<b>Management of companies &amp; enterprises . . . . .</b>	<b>(B)</b>	<b>(D)</b>	<b>(D)</b>	<b>1</b>	—	—	—	<b>1</b>	—	—	—	—	—	
<b>56</b>	<b>Admin, support, waste mgt, remediation services . . . . .</b>	<b>447</b>	<b>1 359</b>	<b>5 662</b>	<b>27</b>	<b>17</b>	<b>4</b>	<b>3</b>	<b>1</b>	—	<b>2</b>	—	—	—	
561	Administrative & support services . . . . .	(E)	(D)	(D)	26	17	4	3	—	—	2	—	—	—	
5613	Employment services . . . . .	353	846	3 233	4	—	1	1	—	—	2	—	—	—	
56131	Employment placement agencies . . . . .	(E)	(D)	(D)	2	—	—	—	—	—	2	—	—	—	
<b>61</b>	<b>Educational services . . . . .</b>	<b>(A)</b>	<b>(D)</b>	<b>(D)</b>	<b>1</b>	<b>1</b>	—	—	—	—	—	—	—	—	
<b>62</b>	<b>Health care and social assistance . . . . .</b>	<b>1 851</b>	<b>11 483</b>	<b>46 882</b>	<b>71</b>	<b>27</b>	<b>18</b>	<b>11</b>	<b>6</b>	<b>4</b>	<b>3</b>	<b>2</b>	—	—	
621	Ambulatory health care services . . . . .	388	2 249	9 496	44	21	14	5	2	2	—	—	—	—	
6214	Outpatient care centers . . . . .	131	636	2 696	3	—	—	—	2	1	—	—	—	—	
62142	Outpatient mental health, substance abuse ctrs . . . . .	131	636	2 696	3	—	—	—	2	1	—	—	—	—	
621420	Outpatient mental health, substance abuse ctrs . . . . .	131	636	2 696	3	—	—	—	2	1	—	—	—	—	
622	Hospitals . . . . .	793	6 104	25 028	3	—	—	—	—	—	1	2	—	—	
6221	General medical & surgical hospitals . . . . .	(E)	(D)	(D)	1	—	—	—	—	—	—	1	—	—	
62211	General medical & surgical hospitals . . . . .	(E)	(D)	(D)	1	—	—	—	—	—	—	1	—	—	
6222	Psychiatric & substance abuse hospitals . . . . .	(E)	(D)	(D)	2	—	—	—	—	—	1	1	—	—	
62221	Psychiatric & substance abuse hospitals . . . . .	(E)	(D)	(D)	2	—	—	—	—	—	1	1	—	—	
623	Nursing & residential care facilities . . . . .	320	1 820	7 153	8	1	3	1	1	1	1	—	—	—	
6231	Nursing care facilities . . . . .	283	1 615	6 312	3	—	—	—	1	1	1	—	—	—	
62311	Nursing care facilities . . . . .	283	1 615	6 312	3	—	—	—	1	1	1	—	—	—	
623110	Nursing care facilities . . . . .	283	1 615	6 312	3	—	—	—	1	1	1	—	—	—	
624	Social assistance . . . . .	350	1 310	5 205	16	5	1	5	3	1	1	—	—	—	
6241	Individual & family services . . . . .	(E)	(D)	(D)	7	1	—	2	2	1	1	—	—	—	
62411	Child & youth services . . . . .	(C)	(D)	(D)	2	—	—	—	1	—	1	—	—	—	
62412	Services for elderly & disabled persons . . . . .	116	459	1 748	5	1	—	2	1	1	—	—	—	—	
624120	Services for elderly & disabled persons . . . . .	116	459	1 748	5	1	—	2	1	1	—	—	—	—	
<b>71</b>	<b>Arts, entertainment &amp; recreation . . . . .</b>	<b>70</b>	<b>197</b>	<b>930</b>	<b>14</b>	<b>10</b>	<b>1</b>	<b>2</b>	<b>1</b>	—	—	—	—	—	

See footnotes at end of table.

**Table 6. Counties—Employees, Payroll, and Establishments by Industry: 2001—Con.**

[Excludes most government employees, railroad employees, and self-employed persons. Size class 1 to 4 includes establishments with payroll, but no employees, during mid-March pay period. (D) denotes figures withheld to avoid disclosing data for individual companies; the data are included in broader industry totals. Detailed industries with 100 or more employees are shown if industry was not a (D). For explanation of terms, abbreviations, and data reliability/comparability, see introductory text]

NAICS code	Industry	Number of employees for week including March 12	Payroll (\$1,000)		Total number of establishments	Number of establishments by employment-size class								
			First quarter	Annual		1 to 4	5 to 9	10 to 19	20 to 49	50 to 99	100 to 249	250 to 499	500 to 999	1,000 or more
<b>DORCHESTER—Con.</b>														
<b>72</b>	<b>Accommodation &amp; food services</b> .....	<b>640</b>	<b>1 353</b>	<b>6 142</b>	<b>47</b>	<b>20</b>	<b>8</b>	<b>8</b>	<b>9</b>	<b>2</b>	—	—	—	—
722	Food services & drinking places .....	622	1 324	6 010	44	18	8	7	9	2	—	—	—	—
7221	Full-service restaurants .....	313	569	2 720	18	9	1	3	3	2	—	—	—	—
72211	Full-service restaurants .....	313	569	2 720	18	9	1	3	3	2	—	—	—	—
722110	Full-service restaurants .....	313	569	2 720	18	9	1	3	3	2	—	—	—	—
7222	Limited-service eating places .....	286	698	3 077	20	6	4	4	6	—	—	—	—	—
72221	Limited-service eating places .....	286	698	3 077	20	6	4	4	6	—	—	—	—	—
722211	Limited-service restaurants .....	240	538	2 471	15	4	3	2	6	—	—	—	—	—
<b>81</b>	<b>Other services (except public administration)</b> .....	<b>378</b>	<b>1 173</b>	<b>4 585</b>	<b>81</b>	<b>58</b>	<b>14</b>	<b>6</b>	<b>2</b>	<b>1</b>	—	—	—	—
811	Repair & maintenance .....	123	640	2 401	28	19	6	2	1	—	—	—	—	—
8111	Automotive repair & maintenance .....	103	544	2 067	21	13	5	2	1	—	—	—	—	—
813	Religious, grantmaking, civic, prof & like organizations .....	194	377	1 588	36	24	8	2	1	1	—	—	—	—
<b>99</b>	<b>Unclassified establishments</b> .....	<b>(A)</b>	<b>(D)</b>	<b>(D)</b>	<b>7</b>	<b>6</b>	<b>1</b>	—	—	—	—	—	—	—
<b>FREDERICK</b>														
	<b>Total</b> .....	<b>74 219</b>	<b>551 950</b>	<b>2 352 821</b>	<b>5 075</b>	<b>2 656</b>	<b>1 040</b>	<b>645</b>	<b>461</b>	<b>160</b>	<b>77</b>	<b>28</b>	<b>6</b>	<b>2</b>
<b>11</b>	<b>Forestry, fishing, hunting, and agriculture support</b> .....	<b>43</b>	<b>309</b>	<b>1 171</b>	<b>15</b>	<b>12</b>	<b>2</b>	<b>1</b>	—	—	—	—	—	—
<b>21</b>	<b>Mining</b> .....	<b>(C)</b>	<b>(D)</b>	<b>(D)</b>	<b>4</b>	<b>2</b>	—	—	<b>1</b>	<b>1</b>	—	—	—	—
212	Mining (except oil & gas) .....	(C)	(D)	(D)	4	2	—	—	1	1	—	—	—	—
2123	Nonmetallic mineral mining & quarrying .....	(C)	(D)	(D)	3	1	—	—	1	1	—	—	—	—
<b>22</b>	<b>Utilities</b> .....	<b>(C)</b>	<b>(D)</b>	<b>(D)</b>	<b>3</b>	<b>1</b>	—	<b>1</b>	—	—	<b>1</b>	—	—	—
221	Utilities .....	(C)	(D)	(D)	3	1	—	1	—	—	1	—	—	—
2211	Elec pwr generation, transmsn & distribution ...	(C)	(D)	(D)	1	—	—	—	—	—	1	—	—	—
22112	Electric pwr transmsn, control & distribution ...	(C)	(D)	(D)	1	—	—	—	—	—	1	—	—	—
<b>23</b>	<b>Construction</b> .....	<b>7 460</b>	<b>57 925</b>	<b>259 251</b>	<b>906</b>	<b>551</b>	<b>174</b>	<b>100</b>	<b>53</b>	<b>23</b>	<b>4</b>	<b>1</b>	—	—
233	Building, developing & general contracting .....	1 756	15 738	66 006	283	195	48	22	13	3	2	—	—	—
2332	Residential building construction .....	1 110	10 083	41 047	222	158	38	15	8	3	—	—	—	—
23321	Single-family housing construction .....	1 007	9 411	38 123	210	153	35	13	6	3	—	—	—	—
233210	Single-family housing construction .....	1 007	9 411	38 123	210	153	35	13	6	3	—	—	—	—
23322	Multifamily housing construction .....	103	672	2 924	12	5	3	2	2	—	—	—	—	—
233220	Multifamily housing construction .....	103	672	2 924	12	5	3	2	2	—	—	—	—	—
2333	Nonresidential building construction .....	(F)	(D)	(D)	50	27	10	6	5	—	2	—	—	—
23332	Commercial & institutional bldg construction ..	620	5 404	23 648	47	24	10	6	5	—	2	—	—	—
233320	Commercial & institutional bldg construction ..	620	5 404	23 648	47	24	10	6	5	—	2	—	—	—
234	Heavy construction .....	738	5 231	31 034	33	7	3	12	8	2	1	—	—	—
2341	Highway, street, bridge & tunnel construction ...	391	3 000	18 299	13	3	—	6	2	1	1	—	—	—
23411	Highway & street construction .....	391	3 000	18 299	13	3	—	6	2	1	1	—	—	—
234110	Highway & street construction .....	391	3 000	18 299	13	3	—	6	2	1	1	—	—	—
2349	Other heavy construction .....	347	2 231	12 735	20	4	3	6	6	1	—	—	—	—
23499	All other heavy construction .....	184	1 127	6 311	8	—	2	3	2	1	—	—	—	—
234990	All other heavy construction .....	184	1 127	6 311	8	—	2	3	2	1	—	—	—	—
235	Special trade contractors .....	4 966	36 956	162 211	590	349	123	66	32	18	1	1	—	—
2351	Plumbing, heating & AC contractor .....	1 203	9 836	44 186	120	67	25	15	6	6	1	—	—	—
23511	Plumbing, heating & AC contractor .....	1 203	9 836	44 186	120	67	25	15	6	6	1	—	—	—
235110	Plumbing, heating & AC contractor .....	1 203	9 836	44 186	120	67	25	15	6	6	1	—	—	—
2352	Painting & wall covering contractors .....	247	2 039	7 534	60	44	8	6	2	—	—	—	—	—
23521	Painting & wall covering contractors .....	247	2 039	7 534	60	44	8	6	2	—	—	—	—	—
235210	Painting & wall covering contractors .....	247	2 039	7 534	60	44	8	6	2	—	—	—	—	—
2353	Electrical contractors .....	633	4 474	18 527	72	40	16	7	8	1	—	—	—	—
23531	Electrical contractors .....	633	4 474	18 527	72	40	16	7	8	1	—	—	—	—
235310	Electrical contractors .....	633	4 474	18 527	72	40	16	7	8	1	—	—	—	—
2354	Masonry, drywall, insulation, tile contractors ....	1 177	8 919	38 347	88	42	24	10	4	7	—	1	—	—
23541	Masonry & stone contractors .....	623	3 847	18 614	45	21	14	6	1	2	—	1	—	—
235410	Masonry & stone contractors .....	623	3 847	18 614	45	21	14	6	1	2	—	1	—	—
23542	Drywall, acoustical & insulation contractors ...	474	4 534	16 785	29	13	5	4	2	5	—	—	—	—
235420	Drywall, acoustical & insulation contractors ...	474	4 534	16 785	29	13	5	4	2	5	—	—	—	—
2355	Carpentry & floor contractors .....	557	3 733	14 889	100	67	17	13	3	—	—	—	—	—
23551	Carpentry contractors .....	495	3 264	12 923	86	58	13	12	3	—	—	—	—	—
235510	Carpentry contractors .....	495	3 264	12 923	86	58	13	12	3	—	—	—	—	—
2356	Roofing, siding, & sheet metal contractors .....	124	846	3 390	24	12	8	4	—	—	—	—	—	—
23561	Roofing, siding, & sheet metal contractors ...	124	846	3 390	24	12	8	4	—	—	—	—	—	—
235610	Roofing, siding, & sheet metal contractors .	124	846	3 390	24	12	8	4	—	—	—	—	—	—
2357	Concrete contractors .....	204	1 135	7 248	39	24	12	1	2	—	—	—	—	—
23571	Concrete contractors .....	204	1 135	7 248	39	24	12	1	2	—	—	—	—	—
235710	Concrete contractors .....	204	1 135	7 248	39	24	12	1	2	—	—	—	—	—
2359	Other special trade contractors .....	798	5 740	27 075	83	51	12	9	7	4	—	—	—	—
23592	Glass & glazing contractors .....	253	2 357	10 143	10	2	3	2	1	2	—	—	—	—
235920	Glass & glazing contractors .....	253	2 357	10 143	10	2	3	2	1	2	—	—	—	—
23593	Excavation contractors .....	240	1 392	7 641	32	22	3	3	3	1	—	—	—	—
235930	Excavation contractors .....	240	1 392	7 641	32	22	3	3	3	1	—	—	—	—
23599	All other special trade contractors .....	(E)	(D)	(D)	37	25	5	4	2	1	—	—	—	—

See footnotes at end of table.

**Table 6. Counties—Employees, Payroll, and Establishments by Industry: 2001—Con.**

[Excludes most government employees, railroad employees, and self-employed persons. Size class 1 to 4 includes establishments with payroll, but no employees, during mid-March pay period. (D) denotes figures withheld to avoid disclosing data for individual companies; the data are included in broader industry totals. Detailed industries with 100 or more employees are shown if industry was not a (D). For explanation of terms, abbreviations, and data reliability/comparability, see introductory text]

NAICS code	Industry	Number of employees for week including March 12	Payroll (\$1,000)		Total number of establishments	Number of establishments by employment-size class								
			First quarter	Annual		1 to 4	5 to 9	10 to 19	20 to 49	50 to 99	100 to 249	250 to 499	500 to 999	1,000 or more
<b>FREDERICK—Con.</b>														
<b>31-33</b>	<b>Manufacturing</b>	<b>8 722</b>	<b>95 109</b>	<b>384 892</b>	<b>180</b>	<b>63</b>	<b>36</b>	<b>18</b>	<b>25</b>	<b>15</b>	<b>10</b>	<b>12</b>	<b>1</b>	<b>-</b>
311	Food mfg	447	4 252	17 044	10	4	1	1	1	-	3	-	-	-
3115	Dairy product mfg	(E)	(D)	(D)	2	-	-	-	-	-	2	-	-	-
31151	Dairy product (exc frozen) mfg	(E)	(D)	(D)	2	-	-	-	-	-	2	-	-	-
3118	Bakeries & tortilla mfg	(C)	(D)	(D)	6	3	1	-	1	-	1	-	-	-
31181	Bread & bakery product mfg	(C)	(D)	(D)	6	3	1	-	1	-	1	-	-	-
315	Apparel manufacturing	(E)	(D)	(D)	5	4	-	-	-	-	-	1	-	-
3152	Cut & sew apparel mfg	(E)	(D)	(D)	5	4	-	-	-	-	-	1	-	-
31522	Men's, boys' cut & sew apparel mfg	(E)	(D)	(D)	1	-	-	-	-	-	-	1	-	-
321	Wood product mfg	1 135	8 756	40 085	13	3	2	1	3	2	-	1	1	-
3212	Veneer, plywood & engineered wood product mfg	428	3 561	17 314	4	-	-	-	2	1	-	1	-	-
32121	Veneer, plywood & engineered wood product mfg	428	3 561	17 314	4	-	-	-	2	1	-	1	-	-
321214	Truss mfg	428	3 561	17 314	4	-	-	-	2	1	-	1	-	-
3219	Other wood product mfg	(F)	(D)	(D)	8	2	2	1	1	1	-	-	1	-
32191	Millwork	(C)	(D)	(D)	4	1	1	-	1	1	-	-	-	-
32199	All other wood product mfg	(F)	(D)	(D)	4	1	1	1	-	-	-	-	1	-
323	Printing & related support activities	890	7 469	28 584	27	9	9	5	-	2	1	1	-	-
3231	Printing & related support activities	890	7 469	28 584	27	9	9	5	-	2	1	1	-	-
32311	Printing	(F)	(D)	(D)	25	8	8	5	-	2	1	1	-	-
323110	Commercial lithographic printing	810	6 941	26 468	13	4	2	3	-	2	1	1	-	-
324	Petroleum & coal products mfg	(C)	(D)	(D)	3	-	2	-	-	-	1	-	-	-
3241	Petroleum & coal products mfg	(C)	(D)	(D)	3	-	2	-	-	-	1	-	-	-
32412	Asphalt paving, roofing & saturated mat mfg	(C)	(D)	(D)	3	-	2	-	-	-	1	-	-	-
325	Chemical mfg	1 044	22 855	93 873	8	3	-	2	-	-	1	2	-	-
3254	Pharmaceutical & medicine mfg	(G)	(D)	(D)	6	2	-	1	-	-	1	2	-	-
32541	Pharmaceutical & medicine mfg	(G)	(D)	(D)	6	2	-	1	-	-	1	2	-	-
327	Nonmetallic mineral product mfg	454	4 033	17 240	16	4	2	1	6	2	1	-	-	-
3273	Cement & concrete product mfg	366	3 522	14 708	12	3	2	-	4	2	1	-	-	-
32731	Cement mfg	(C)	(D)	(D)	1	-	-	-	-	-	1	-	-	-
32733	Concrete pipe, brick & block mfg	(C)	(D)	(D)	3	1	-	-	-	2	-	-	-	-
331	Primary metal mfg	(E)	(D)	(D)	3	2	-	-	-	-	-	1	-	-
3313	Alumina & aluminum production & processing	(E)	(D)	(D)	2	1	-	-	-	-	-	1	-	-
33131	Alumina & aluminum production & processing	(E)	(D)	(D)	2	1	-	-	-	-	-	1	-	-
332	Fabricated metal product mfg	896	7 121	27 435	19	6	6	2	1	1	1	2	-	-
3323	Architectural & structural metals mfg	732	5 664	21 532	6	2	-	1	-	-	1	2	-	-
33231	Plate work & fabricated structural prod mfg	(E)	(D)	(D)	3	1	-	1	-	-	-	1	-	-
33232	Ornamental & architectural metal prod mfg	(E)	(D)	(D)	3	1	-	-	-	-	1	1	-	-
3327	Mach shops, turn prod, screw, nut, bolt mfg	109	1 013	4 133	10	4	4	1	-	1	-	-	-	-
33271	Machine shops	109	1 013	4 133	10	4	4	1	-	1	-	-	-	-
332710	Machine shops	109	1 013	4 133	10	4	4	1	-	1	-	-	-	-
333	Machinery mfg	632	6 498	16 724	11	2	4	-	-	4	-	1	-	-
3334	HVAC & commercial refrigeration equipment mfg	451	4 849	10 106	4	1	-	-	-	2	-	1	-	-
33341	HVAC & commercial refrigeration equipment mfg	451	4 849	10 106	4	1	-	-	-	2	-	1	-	-
333415	AC, warm air htg & commercial refrig equip mfg	451	4 849	10 106	4	1	-	-	-	2	-	1	-	-
334	Computer & electronic product mfg	1 793	19 925	73 856	27	5	4	3	9	2	1	3	-	-
3342	Communications equipment mfg	736	9 329	33 961	7	-	-	1	4	-	1	1	-	-
33422	Radio, TV broadcast & wireless comm equip mfg	614	6 827	25 950	3	-	-	-	1	-	1	1	-	-
334220	Radio, TV broadcast & wireless comm equip mfg	614	6 827	25 950	3	-	-	-	1	-	1	1	-	-
33429	Other communications equipment mfg	(C)	(D)	(D)	3	-	-	-	3	-	-	-	-	-
3344	Semiconductor & oth electronic component mfg	634	6 969	27 626	9	1	2	1	3	1	-	1	-	-
33441	Semiconductor & oth electronic component mfg	634	6 969	27 626	9	1	2	1	3	1	-	1	-	-
3345	Nav, measuring, medical, control instruments mfg	(E)	(D)	(D)	6	3	1	-	-	1	-	1	-	-
33451	Nav, measuring, medical, control instruments mfg	(E)	(D)	(D)	6	3	1	-	-	1	-	1	-	-
336	Transportation equipment mfg	(C)	(D)	(D)	4	1	1	-	-	1	1	-	-	-
3364	Aerospace product & parts mfg	(C)	(D)	(D)	1	-	-	-	-	-	1	-	-	-
33641	Aerospace product & parts mfg	(C)	(D)	(D)	1	-	-	-	-	-	1	-	-	-
337	Furniture & related product mfg	(C)	(D)	(D)	14	7	2	1	3	1	-	-	-	-
3371	HH & institutional furniture & kitchen cabinet mfg	(C)	(D)	(D)	12	6	2	1	2	1	-	-	-	-
33711	Wood kitchen cabinet & countertop mfg	135	1 126	5 069	9	4	1	1	2	1	-	-	-	-
337110	Wood kitchen cabinet & countertop mfg	135	1 126	5 069	9	4	1	1	2	1	-	-	-	-

See footnotes at end of table.

**Table 6. Counties—Employees, Payroll, and Establishments by Industry: 2001—Con.**

[Excludes most government employees, railroad employees, and self-employed persons. Size class 1 to 4 includes establishments with payroll, but no employees, during mid-March pay period. (D) denotes figures withheld to avoid disclosing data for individual companies; the data are included in broader industry totals. Detailed industries with 100 or more employees are shown if industry was not a (D). For explanation of terms, abbreviations, and data reliability/comparability, see introductory text]

NAICS code	Industry	Number of employees for week including March 12	Payroll (\$1,000)		Total number of establishments	Number of establishments by employment-size class								
			First quarter	Annual		1 to 4	5 to 9	10 to 19	20 to 49	50 to 99	100 to 249	250 to 499	500 to 999	1,000 or more
<b>FREDERICK—Con.</b>														
<b>42</b>	<b>Wholesale trade</b> .....	<b>2 568</b>	<b>27 375</b>	<b>109 611</b>	<b>214</b>	<b>97</b>	<b>46</b>	<b>34</b>	<b>27</b>	<b>9</b>	<b>1</b>	—	—	—
421	Wholesale trade, durable goods .....	2 023	22 539	89 089	160	70	34	26	23	6	1	—	—	—
4211	Motor vehicle, motor vehicle pt & supply whsle . . .	346	2 734	10 982	22	7	6	4	3	2	—	—	—	—
42111	Automobile & other motor vehicle whsle . . . . .	127	1 114	4 574	3	—	—	1	1	1	—	—	—	—
421110	Automobile & other motor vehicle whsle . . . . .	127	1 114	4 574	3	—	—	1	1	1	—	—	—	—
42112	Motor vehicle supplies & new parts whsle . . . . .	117	751	2 830	13	5	5	1	2	—	—	—	—	—
421120	Motor vehicle supplies & new parts whsle . . . . .	117	751	2 830	13	5	5	1	2	—	—	—	—	—
4213	Lumber & other construction materials whsle . . .	212	1 815	8 476	11	3	—	6	1	1	—	—	—	—
42131	Lumber, plywood, millwork & wood panel whsle . . . . .	182	1 521	6 973	7	1	—	4	1	1	—	—	—	—
421310	Lumber, plywood, millwork & wood panel whsle . . . . .	182	1 521	6 973	7	1	—	4	1	1	—	—	—	—
4214	Professional & commercial equip & supp whsle . .	362	4 449	13 856	31	18	5	4	2	2	—	—	—	—
42143	Computer & peripheral equip & software whsle . . . . .	210	2 586	7 344	13	8	2	—	1	2	—	—	—	—
421430	Computer & peripheral equip & software whsle . . . . .	210	2 586	7 344	13	8	2	—	1	2	—	—	—	—
4216	Electrical goods whsle . . . . .	162	1 747	7 201	20	11	4	1	4	—	—	—	—	—
42169	Other electronic parts & equipment whsle . . . . .	109	1 224	5 202	12	6	3	1	2	—	—	—	—	—
421690	Other electronic parts & equipment whsle . . . . .	109	1 224	5 202	12	6	3	1	2	—	—	—	—	—
4217	Hardware, plumb & heating equip & sup whsle . .	265	2 579	10 757	18	4	5	5	3	1	—	—	—	—
42172	Plumbing & heating equipment & supplies whsle . . . . .	122	1 254	5 124	5	1	1	1	1	1	—	—	—	—
421720	Plumbing & heating equipment & supplies whsle . . . . .	122	1 254	5 124	5	1	1	1	1	1	—	—	—	—
4218	Machinery, equipment & supplies whsle . . . . .	561	8 570	34 976	37	14	9	5	8	—	1	—	—	—
42182	Farm & garden machinery & equipment whsle . . . . .	104	680	3 265	6	1	1	1	3	—	—	—	—	—
421820	Farm & garden machinery & equipment whsle . . . . .	104	680	3 265	6	1	1	1	3	—	—	—	—	—
42183	Industrial machinery & equipment whsle . . . . .	325	6 323	24 978	14	5	2	3	3	—	1	—	—	—
421830	Industrial machinery & equipment whsle . . . . .	325	6 323	24 978	14	5	2	3	3	—	1	—	—	—
422	Wholesale trade, nondurable goods .....	545	4 836	20 522	54	27	12	8	4	3	—	—	—	—
4224	Grocery & related product whsle . . . . .	359	3 319	14 413	19	8	3	2	3	3	—	—	—	—
42242	Packaged frozen food whsle . . . . .	(C)	(D)	(D)	3	1	—	—	—	2	—	—	—	—
42249	Other grocery & related products whsle . . . . .	161	1 847	7 340	9	3	2	1	2	1	—	—	—	—
422490	Other grocery & related products whsle . . . . .	161	1 847	7 340	9	3	2	1	2	1	—	—	—	—
4229	Miscellaneous nondurable goods whsle . . . . .	105	710	3 023	17	6	6	5	—	—	—	—	—	—
<b>44-45</b>	<b>Retail trade</b> .....	<b>11 658</b>	<b>58 428</b>	<b>247 094</b>	<b>750</b>	<b>296</b>	<b>205</b>	<b>117</b>	<b>73</b>	<b>35</b>	<b>22</b>	<b>2</b>	—	—
441	Motor vehicle & parts dealers .....	1 351	11 081	49 235	80	28	22	11	12	5	2	—	—	—
4411	Automobile dealers .....	927	8 465	37 646	40	14	10	3	6	5	2	—	—	—
44111	New car dealers .....	848	7 900	35 252	22	4	3	3	5	5	2	—	—	—
441110	New car dealers .....	848	7 900	35 252	22	4	3	3	5	5	2	—	—	—
4412	Other motor vehicle dealers .....	192	1 220	5 813	12	2	4	2	4	—	—	—	—	—
44122	Motorcycle & boat & other MV dealers .....	114	631	3 021	8	2	3	1	2	—	—	—	—	—
4413	Automotive parts, accessories & tire stores . . . .	232	1 396	5 776	28	12	8	6	2	—	—	—	—	—
44131	Automotive parts, accessories & tire stores . . . .	159	786	3 337	19	10	4	3	2	—	—	—	—	—
441310	Automotive parts, accessories & tire stores . . . .	159	786	3 337	19	10	4	3	2	—	—	—	—	—
442	Furniture & home furnishing stores .....	552	3 777	16 939	34	12	10	7	3	1	1	—	—	—
4421	Furniture stores .....	379	2 689	12 120	16	8	2	3	1	1	1	—	—	—
44211	Furniture stores .....	379	2 689	12 120	16	8	2	3	1	1	1	—	—	—
442110	Furniture stores .....	379	2 689	12 120	16	8	2	3	1	1	1	—	—	—
4422	Home furnishings stores .....	173	1 088	4 819	18	4	8	4	2	—	—	—	—	—
44221	Floor covering stores .....	112	845	3 763	13	3	6	3	1	—	—	—	—	—
442210	Floor covering stores .....	112	845	3 763	13	3	6	3	1	—	—	—	—	—
443	Electronics & appliance stores .....	290	1 384	5 253	32	19	9	2	—	1	1	—	—	—
4431	Electronics & appliance stores .....	290	1 384	5 253	32	19	9	2	—	1	1	—	—	—
44311	Appliance, TV & all other electronics stores . .	254	1 202	4 652	20	10	7	1	—	1	1	—	—	—
443112	Radio, television & other electronics stores . .	227	1 070	4 164	14	7	4	1	—	1	1	—	—	—
444	Bldg material & garden equip & supp dealers . . . .	1 288	9 255	40 197	79	35	16	15	6	4	3	—	—	—
4441	Building material & supplies dealers .....	979	7 627	32 856	55	28	11	7	3	3	3	—	—	—
44411	Home centers .....	(E)	(D)	(D)	4	—	—	—	—	—	2	—	—	—
44419	Other building material dealers .....	517	4 886	20 985	36	18	6	6	2	3	1	—	—	—
444190	Other building material dealers .....	517	4 886	20 985	36	18	6	6	2	3	1	—	—	—
4442	Lawn & garden equip & supplies stores .....	309	1 628	7 341	24	7	5	8	3	1	—	—	—	—
44422	Nursery & garden centers .....	289	1 564	7 058	20	5	3	8	3	1	—	—	—	—
444220	Nursery & garden centers .....	289	1 564	7 058	20	5	3	8	3	1	—	—	—	—
445	Food & beverage stores .....	2 440	10 786	42 354	111	45	29	6	11	14	6	—	—	—
4451	Grocery stores .....	2 140	9 803	37 756	56	12	14	3	7	14	6	—	—	—
44511	Grocery (except convenience) stores .....	2 026	9 453	36 261	40	7	5	2	6	14	6	—	—	—
445110	Grocery (except convenience) stores .....	2 026	9 453	36 261	40	7	5	2	6	14	6	—	—	—
44512	Convenience stores .....	114	350	1 495	16	5	9	1	1	—	—	—	—	—
445120	Convenience stores .....	114	350	1 495	16	5	9	1	1	—	—	—	—	—
4453	Beer, wine & liquor stores .....	210	717	3 439	38	21	13	2	2	—	—	—	—	—
44531	Beer, wine & liquor stores .....	210	717	3 439	38	21	13	2	2	—	—	—	—	—
445310	Beer, wine & liquor stores .....	210	717	3 439	38	21	13	2	2	—	—	—	—	—
446	Health & personal care stores .....	567	2 686	11 400	51	17	11	11	12	—	—	—	—	—
4461	Health & personal care stores .....	567	2 686	11 400	51	17	11	11	12	—	—	—	—	—
44611	Pharmacies & drug stores .....	336	1 775	7 499	21	3	3	6	9	—	—	—	—	—
446110	Pharmacies & drug stores .....	336	1 775	7 499	21	3	3	6	9	—	—	—	—	—

See footnotes at end of table.

**Table 6. Counties—Employees, Payroll, and Establishments by Industry: 2001—Con.**

[Excludes most government employees, railroad employees, and self-employed persons. Size class 1 to 4 includes establishments with payroll, but no employees, during mid-March pay period. (D) denotes figures withheld to avoid disclosing data for individual companies; the data are included in broader industry totals. Detailed industries with 100 or more employees are shown if industry was not a (D). For explanation of terms, abbreviations, and data reliability/comparability, see introductory text]

NAICS code	Industry	Number of employees for week including March 12	Payroll (\$1,000)		Total number of establishments	Number of establishments by employment-size class																				
			First quarter	Annual		1 to 4	5 to 9	10 to 19	20 to 49	50 to 99	100 to 249	250 to 499	500 to 999	1,000 or more												
<b>FREDERICK—Con.</b>																										
<b>44-45 Retail trade—Con.</b>																										
447	Gasoline stations .....	732	2 948	11 827	67	17	27	12	9	2	-	-	-	-	-	-	-									
4471	Gasoline stations .....	732	2 948	11 827	67	17	27	12	9	2	-	-	-	-	-	-	-									
44711	Gasoline stations with convenience stores ...	408	1 463	6 251	37	10	13	6	8	-	-	-	-	-	-	-	-									
447110	Gasoline stations with convenience stores ...	408	1 463	6 251	37	10	13	6	8	-	-	-	-	-	-	-	-									
44719	Other gasoline stations .....	324	1 485	5 576	30	7	14	6	1	2	-	-	-	-	-	-	-									
447190	Other gasoline stations .....	324	1 485	5 576	30	7	14	6	1	2	-	-	-	-	-	-	-									
448	Clothing & clothing accessories stores .....	828	2 501	11 306	82	31	28	19	2	1	1	-	-	-	-	-	-									
4481	Clothing stores .....	596	1 636	7 119	46	18	13	11	2	1	1	-	-	-	-	-	-									
44812	Women's clothing stores .....	141	321	1 308	16	4	5	7	-	-	-	-	-	-	-	-	-									
448120	Women's clothing stores .....	141	321	1 308	16	4	5	7	-	-	-	-	-	-	-	-	-									
44814	Family clothing stores .....	326	912	4 167	8	3	1	1	1	1	1	-	-	-	-	-	-									
448140	Family clothing stores .....	326	912	4 167	8	3	1	1	1	1	1	-	-	-	-	-	-									
4482	Shoe stores .....	125	300	1 285	16	5	5	6	-	-	-	-	-	-	-	-	-									
44821	Shoe stores .....	125	300	1 285	16	5	5	6	-	-	-	-	-	-	-	-	-									
448210	Shoe stores .....	125	300	1 285	16	5	5	6	-	-	-	-	-	-	-	-	-									
4483	Jewelry, luggage & leather goods stores .....	107	565	2 902	20	8	10	2	-	-	-	-	-	-	-	-	-									
44831	Jewelry stores .....	107	565	2 902	20	8	10	2	-	-	-	-	-	-	-	-	-									
448310	Jewelry stores .....	107	565	2 902	20	8	10	2	-	-	-	-	-	-	-	-	-									
451	Sporting goods, hobby, book & music stores .....	621	1 916	8 809	53	22	12	12	3	4	-	-	-	-	-	-	-									
4511	Sporting goods, hobby, musical instrument stores .....	443	1 313	6 018	31	13	5	8	1	4	-	-	-	-	-	-	-									
45111	Sporting goods stores .....	112	370	1 594	12	7	2	2	-	1	-	-	-	-	-	-	-									
451110	Sporting goods stores .....	112	370	1 594	12	7	2	2	-	1	-	-	-	-	-	-	-									
45112	Hobby, toy & game stores .....	222	550	2 568	11	3	1	4	1	2	-	-	-	-	-	-	-									
451120	Hobby, toy & game stores .....	222	550	2 568	11	3	1	4	1	2	-	-	-	-	-	-	-									
4512	Book, periodical & music stores .....	178	603	2 791	22	9	7	4	2	-	-	-	-	-	-	-	-									
45121	Book stores & news dealers .....	113	447	2 117	13	7	2	2	2	-	-	-	-	-	-	-	-									
452	General merchandise stores .....	1 834	6 725	27 800	26	2	11	2	-	2	7	2	-	-	-	-	-									
4521	Department stores .....	1 426	5 155	21 121	9	-	-	-	-	2	5	2	-	-	-	-	-									
45211	Department stores .....	1 426	5 155	21 121	9	-	-	-	-	2	5	2	-	-	-	-	-									
452110	Department stores .....	1 426	5 155	21 121	9	-	-	-	-	2	5	2	-	-	-	-	-									
4529	Other general merchandise stores .....	408	1 570	6 679	17	2	11	2	-	-	2	-	-	-	-	-	-									
45291	Warehouse clubs & superstores .....	(E)	(D)	(D)	2	-	-	-	-	-	2	-	-	-	-	-	-									
45299	All other general merchandise stores .....	(C)	(D)	(D)	15	2	11	2	-	-	-	-	-	-	-	-	-									
453	Miscellaneous store retailers .....	872	3 261	13 083	98	47	23	16	10	1	1	-	-	-	-	-	-									
4532	Office supplies, stationery & gift stores .....	421	1 832	6 344	35	11	8	8	7	1	-	-	-	-	-	-	-									
45321	Office supplies & stationery stores .....	221	1 374	4 302	9	1	1	1	5	1	-	-	-	-	-	-	-									
453210	Office supplies & stationery stores .....	221	1 374	4 302	9	1	1	1	5	1	-	-	-	-	-	-	-									
45322	Gift, novelty & souvenir stores .....	200	458	2 042	26	10	7	7	2	-	-	-	-	-	-	-	-									
453220	Gift, novelty & souvenir stores .....	200	458	2 042	26	10	7	7	2	-	-	-	-	-	-	-	-									
4533	Used merchandise stores .....	209	623	2 836	16	7	3	4	1	-	1	-	-	-	-	-	-									
45331	Used merchandise stores .....	209	623	2 836	16	7	3	4	1	-	1	-	-	-	-	-	-									
453310	Used merchandise stores .....	209	623	2 836	16	7	3	4	1	-	1	-	-	-	-	-	-									
4539	Other miscellaneous store retailers .....	149	508	2 719	28	17	6	4	1	-	-	-	-	-	-	-	-									
454	Nonstore retailers .....	283	2 108	8 891	37	21	7	4	5	-	-	-	-	-	-	-	-									
4543	Direct selling establishments .....	200	1 549	5 918	27	15	7	1	4	-	-	-	-	-	-	-	-									
45431	Fuel dealers .....	125	1 091	4 121	11	3	5	-	3	-	-	-	-	-	-	-	-									
454311	Heating oil dealers .....	103	924	3 462	7	2	2	-	3	-	-	-	-	-	-	-	-									
<b>48-49</b>	<b>Transportation &amp; warehousing .....</b>	<b>947</b>	<b>7 023</b>	<b>29 097</b>	<b>97</b>	<b>65</b>	<b>9</b>	<b>9</b>	<b>9</b>	<b>4</b>	<b>1</b>	-	-	-	-	-	-									
484	Truck transportation .....	762	5 738	24 110	69	47	4	7	6	4	1	-	-	-	-	-	-									
4841	General freight trucking .....	398	3 218	13 469	32	20	4	2	4	1	1	-	-	-	-	-	-									
48412	General freight trucking, long-distance .....	363	2 934	12 123	18	8	4	-	4	1	1	-	-	-	-	-	-									
4842	Specialized freight trucking .....	364	2 520	10 641	37	27	-	5	2	3	-	-	-	-	-	-	-									
48421	Used household & office goods moving .....	233	1 733	7 036	7	2	-	1	1	3	-	-	-	-	-	-	-									
484210	Used household & office goods moving .....	233	1 733	7 036	7	2	-	1	1	3	-	-	-	-	-	-	-									
<b>51</b>	<b>Information .....</b>	<b>1 627</b>	<b>16 519</b>	<b>60 543</b>	<b>109</b>	<b>59</b>	<b>19</b>	<b>16</b>	<b>9</b>	<b>2</b>	<b>4</b>	-	-	-	-	-	-									
511	Publishing industries .....	448	4 128	13 550	30	13	8	4	4	-	1	-	-	-	-	-	-									
5111	Newspaper, periodical, book, database publishers .....	352	2 893	9 648	19	10	3	2	3	-	1	-	-	-	-	-	-									
51111	Newspaper publishers .....	263	2 130	6 420	6	2	1	-	2	-	1	-	-	-	-	-	-									
511110	Newspaper publishers .....	263	2 130	6 420	6	2	1	-	2	-	1	-	-	-	-	-	-									
513	Broadcasting & telecommunications .....	923	9 154	33 969	46	24	6	9	3	1	3	-	-	-	-	-	-									
5132	Cable networks & program distribution .....	(C)	(D)	(D)	3	1	1	-	-	-	1	-	-	-	-	-	-									
51322	Cable & other program distribution .....	(C)	(D)	(D)	3	1	1	-	-	-	1	-	-	-	-	-	-									
5133	Telecommunications .....	698	7 445	29 107	36	20	4	8	1	1	2	-	-	-	-	-	-									
51331	Wired telecommunications carriers .....	430	5 848	22 782	20	11	2	4	1	1	1	-	-	-	-	-	-									
513310	Wired telecommunications carriers .....	430	5 848	22 782	20	11	2	4	1	1	1	-	-	-	-	-	-									
51332	Wireless telecom carriers (exc satellite) .....	(C)	(D)	(D)	9	6	-	2	-	-	1	-	-	-	-	-	-									
514	Information & data processing services .....	206	3 112	12 330	21	13	4	2	1	1	-	-	-	-	-	-	-									
5142	Data processing services .....	165	2 566	9 698	11	6	2	2	-	1	-	-	-	-	-	-	-									
51421	Data processing services .....	165	2 566	9 698	11	6	2	2	-	1	-	-	-	-	-	-	-									
514210	Data processing services .....	165	2 566	9 698	11	6	2	2	-	1	-	-	-	-	-	-	-									

See footnotes at end of table.

**Table 6. Counties—Employees, Payroll, and Establishments by Industry: 2001—Con.**

[Excludes most government employees, railroad employees, and self-employed persons. Size class 1 to 4 includes establishments with payroll, but no employees, during mid-March pay period. (D) denotes figures withheld to avoid disclosing data for individual companies; the data are included in broader industry totals. Detailed industries with 100 or more employees are shown if industry was not a (D). For explanation of terms, abbreviations, and data reliability/comparability, see introductory text]

NAICS code	Industry	Number of employees for week including March 12	Payroll (\$1,000)		Total number of establishments	Number of establishments by employment-size class									
			First quarter	Annual		1 to 4	5 to 9	10 to 19	20 to 49	50 to 99	100 to 249	250 to 499	500 to 999	1,000 or more	
<b>FREDERICK—Con.</b>															
<b>52</b>	<b>Finance &amp; insurance</b>	<b>8 433</b>	<b>84 119</b>	<b>353 601</b>	<b>257</b>	<b>116</b>	<b>79</b>	<b>32</b>	<b>14</b>	<b>5</b>	<b>3</b>	<b>4</b>	<b>3</b>	<b>1</b>	
522	Credit intermediation & related activities	5 177	43 506	187 158	142	43	59	22	7	3	2	3	3	—	
5221	Depository credit intermediation (H)	(D)	(D)	(D)	91	21	41	15	6	2	1	3	2	—	
52211	Commercial banking	2 272	17 647	67 591	78	15	39	14	6	1	1	1	1	—	
522110	Commercial banking	2 272	17 647	67 591	78	15	39	14	6	1	1	1	1	—	
52212	Savings institutions (G)	(D)	(D)	(D)	6	1	—	1	—	1	—	2	1	—	
5222	Nondepository credit intermediation	1 100	10 759	48 307	38	15	13	6	1	1	1	—	1	—	
52229	Other nondepository credit intermediation (G)	(D)	(D)	(D)	36	14	13	6	—	1	1	—	1	—	
522292	Real estate credit	1 021	10 128	44 824	25	9	7	6	—	1	1	—	1	—	
523	Security, commodity contracts & like activity	206	3 745	13 757	27	16	4	3	4	—	—	—	—	—	
5231	Scrt'y & comdty contracts intermed & brokerage (C)	(D)	(D)	(D)	16	7	3	3	3	—	—	—	—	—	
52312	Securities brokerage	137	3 022	10 186	13	6	2	2	3	—	—	—	—	—	
523120	Securities brokerage	137	3 022	10 186	13	6	2	2	3	—	—	—	—	—	
524	Insurance carriers & related activities	3 050	36 868	152 686	88	57	16	7	3	2	1	1	—	1	
5241	Insurance carriers	2 644	33 283	137 701	18	8	2	3	2	—	1	1	—	1	
52412	Other direct insurance carriers (H)	(D)	(D)	(D)	11	5	1	1	1	—	1	1	—	1	
5242	Agencies & other insurance related activities	406	3 585	14 985	70	49	14	4	1	2	—	—	—	—	
52421	Insurance agencies & brokerages	359	2 950	11 871	60	43	11	3	1	2	—	—	—	—	
524210	Insurance agencies & brokerages	359	2 950	11 871	60	43	11	3	1	2	—	—	—	—	
<b>53</b>	<b>Real estate &amp; rental &amp; leasing</b>	<b>973</b>	<b>6 360</b>	<b>29 280</b>	<b>184</b>	<b>131</b>	<b>30</b>	<b>16</b>	<b>5</b>	<b>1</b>	<b>1</b>	<b>—</b>	<b>—</b>	<b>—</b>	
531	Real estate	665	4 626	21 557	139	111	19	4	3	1	1	—	—	—	
5311	Lessors of real estate	169	818	4 673	41	36	2	2	—	1	—	—	—	—	
53111	Lessors of residential buildings & dwellings	120	543	3 424	24	21	1	1	—	1	—	—	—	—	
531110	Lessors of residential buildings & dwellings	120	543	3 424	24	21	1	1	—	1	—	—	—	—	
5312	Offices of real estate agents & brokers	157	964	5 341	48	38	8	1	1	—	—	—	—	—	
53121	Offices of real estate agents & brokers	157	964	5 341	48	38	8	1	1	—	—	—	—	—	
531210	Offices of real estate agents & brokers	157	964	5 341	48	38	8	1	1	—	—	—	—	—	
5313	Activities related to real estate	339	2 844	11 543	50	37	9	1	2	—	1	—	—	—	
53131	Real estate property managers	145	1 184	4 604	24	15	6	1	2	—	—	—	—	—	
53139	Other activities related to real estate	162	1 364	5 534	13	11	1	—	—	—	1	—	—	—	
531390	Other activities related to real estate	162	1 364	5 534	13	11	1	—	—	—	1	—	—	—	
532	Rental & leasing services (E)	(D)	(D)	(D)	44	20	11	11	2	—	—	—	—	—	
5322	Consumer goods rental	168	464	2 146	23	8	6	9	—	—	—	—	—	—	
53223	Video tape & disc rental	130	277	1 064	17	6	3	8	—	—	—	—	—	—	
532230	Video tape & disc rental	130	277	1 064	17	6	3	8	—	—	—	—	—	—	
<b>54</b>	<b>Professional, scientific &amp; technical services</b>	<b>4 913</b>	<b>50 464</b>	<b>216 254</b>	<b>593</b>	<b>406</b>	<b>95</b>	<b>53</b>	<b>25</b>	<b>9</b>	<b>3</b>	<b>1</b>	<b>1</b>	<b>—</b>	
541	Professional, scientific & technical services	4 913	50 464	216 254	593	406	95	53	25	9	3	1	1	—	
5411	Legal services	346	3 207	14 723	91	68	14	8	1	—	—	—	—	—	
54111	Offices of lawyers	300	2 889	13 106	79	61	10	7	1	—	—	—	—	—	
541110	Offices of lawyers	300	2 889	13 106	79	61	10	7	1	—	—	—	—	—	
5412	Accounting, tax prep, bookkeep, payroll services	437	3 138	14 073	79	54	14	6	5	—	—	—	—	—	
54121	Accounting, tax prep, bookkeep, payroll services	437	3 138	14 073	79	54	14	6	5	—	—	—	—	—	
541211	Offices of certified public accountants	211	1 962	8 419	46	34	7	4	1	—	—	—	—	—	
541219	Other accounting services	110	672	3 262	22	16	3	2	1	—	—	—	—	—	
5413	Architectural, engineering & related services	1 232	10 356	49 567	97	60	14	12	6	4	—	1	—	—	
54133	Engineering services	883	7 238	35 588	48	28	7	6	3	3	—	1	—	—	
541330	Engineering services	883	7 238	35 588	48	28	7	6	3	3	—	1	—	—	
54138	Testing laboratories	154	1 383	6 230	6	2	—	1	2	1	—	—	—	—	
541380	Testing laboratories	154	1 383	6 230	6	2	—	1	2	1	—	—	—	—	
5415	Computer systems design & related services	489	5 878	25 929	98	66	22	6	2	2	—	—	—	—	
54151	Computer systems design & related services	489	5 878	25 929	98	66	22	6	2	2	—	—	—	—	
541511	Custom computer programming services	307	3 955	16 446	50	35	9	3	1	2	—	—	—	—	
541512	Computer systems design services	149	1 688	8 192	33	19	10	3	1	—	—	—	—	—	
5416	Management, sci & tech consulting services	265	3 334	17 289	97	82	7	6	2	—	—	—	—	—	
54161	Management consulting services	162	2 379	13 357	61	52	4	4	1	—	—	—	—	—	
5417	Scientific R&D services	1 334	19 096	76 464	28	9	10	2	2	2	2	—	1	—	
54171	R&D in physical, engineering & life sciences (G)	(D)	(D)	(D)	27	9	10	2	2	2	1	—	1	—	
54172	R&D in social sciences & humanities (C)	(D)	(D)	(D)	1	—	—	—	—	—	1	—	—	—	
5418	Advertising & related services	275	2 215	4 501	22	16	1	2	—	1	—	—	—	—	
54186	Direct mail advertising (C)	(D)	(D)	(D)	5	3	—	—	1	—	—	—	—	—	
5419	Oth professional, scientific, technical services	492	2 961	12 682	60	31	12	11	5	1	—	—	—	—	
54191	Marketing research & public opinion polling (C)	(D)	(D)	(D)	4	1	—	1	1	—	—	—	—	—	
54194	Veterinary services	238	1 184	5 847	25	7	7	8	3	—	—	—	—	—	
541940	Veterinary services	238	1 184	5 847	25	7	7	8	3	—	—	—	—	—	
<b>55</b>	<b>Management of companies &amp; enterprises</b>	<b>610</b>	<b>6 318</b>	<b>24 811</b>	<b>25</b>	<b>10</b>	<b>3</b>	<b>3</b>	<b>7</b>	<b>—</b>	<b>2</b>	<b>—</b>	<b>—</b>	<b>—</b>	
551	Management of companies & enterprises	610	6 318	24 811	25	10	3	3	7	—	2	—	—	—	
5511	Management of companies & enterprises	610	6 318	24 811	25	10	3	3	7	—	2	—	—	—	
55111	Management of companies & enterprises	610	6 318	24 811	25	10	3	3	7	—	2	—	—	—	

See footnotes at end of table.

**Table 6. Counties—Employees, Payroll, and Establishments by Industry: 2001—Con.**

[Excludes most government employees, railroad employees, and self-employed persons. Size class 1 to 4 includes establishments with payroll, but no employees, during mid-March pay period. (D) denotes figures withheld to avoid disclosing data for individual companies; the data are included in broader industry totals. Detailed industries with 100 or more employees are shown if industry was not a (D). For explanation of terms, abbreviations, and data reliability/comparability, see introductory text]

NAICS code	Industry	Number of employees for week including March 12	Payroll (\$1,000)		Total number of establishments	Number of establishments by employment-size class								
			First quarter	Annual		1 to 4	5 to 9	10 to 19	20 to 49	50 to 99	100 to 249	250 to 499	500 to 999	1,000 or more
<b>FREDERICK—Con.</b>														
<b>56</b>	<b>Admin, support, waste mgt, remediation services</b>	<b>4 831</b>	<b>28 005</b>	<b>119 838</b>	<b>298</b>	<b>169</b>	<b>49</b>	<b>35</b>	<b>21</b>	<b>12</b>	<b>9</b>	<b>3</b>	—	—
561	Administrative & support services	4 691	26 889	115 246	289	165	48	35	18	11	9	3	—	—
5611	Office administrative services	275	1 801	8 302	18	8	4	2	2	—	—	—	—	—
56111	Office administrative services	275	1 801	8 302	18	8	4	2	2	—	—	—	—	—
561110	Office administrative services	275	1 801	8 302	18	8	4	2	2	—	—	—	—	—
5612	Facilities support services	(C)	(D)	(D)	3	—	1	—	1	—	1	—	—	—
56121	Facilities support services	(C)	(D)	(D)	3	—	1	—	1	—	1	—	—	—
5613	Employment services	1 801	9 126	38 042	30	7	—	8	5	4	4	2	—	—
56131	Employment placement agencies	(C)	(D)	(D)	8	3	—	4	—	1	—	—	—	—
56132	Temporary help services	1 339	6 952	28 442	20	4	—	3	5	4	3	1	—	—
561320	Temporary help services	1 339	6 952	28 442	20	4	—	3	5	4	3	1	—	—
56133	Employee leasing services	(E)	(D)	(D)	2	—	—	1	—	—	—	1	—	—
5614	Business support services	309	1 910	10 022	21	14	3	2	1	—	1	—	—	—
56145	Credit bureaus	(C)	(D)	(D)	2	—	1	—	—	—	1	—	—	—
5616	Investigation & security services	113	485	2 096	11	7	3	—	—	1	—	—	—	—
5617	Services to buildings & dwellings	1 548	6 772	31 677	173	108	27	23	8	4	3	—	—	—
56172	Janitorial services	658	1 795	8 609	53	28	10	9	3	1	2	—	—	—
561720	Janitorial services	658	1 795	8 609	53	28	10	9	3	1	2	—	—	—
56173	Landscaping services	817	4 683	21 545	104	68	16	12	4	3	1	—	—	—
561730	Landscaping services	817	4 683	21 545	104	68	16	12	4	3	1	—	—	—
5619	Other support services	395	4 537	15 514	21	15	4	—	1	—	—	1	—	—
56192	Convention & trade show organizers	(E)	(D)	(D)	9	8	—	—	—	—	—	1	—	—
562	Waste management & remediation services	140	1 116	4 592	9	4	1	—	3	1	—	—	—	—
<b>61</b>	<b>Educational services</b>	<b>1 983</b>	<b>9 829</b>	<b>42 133</b>	<b>56</b>	<b>30</b>	<b>5</b>	<b>4</b>	<b>10</b>	<b>5</b>	—	<b>1</b>	<b>1</b>	—
611	Educational services	1 983	9 829	42 133	56	30	5	4	10	5	—	1	1	—
6111	Elementary & secondary schools	447	2 409	10 307	12	—	1	—	8	3	—	—	—	—
61111	Elementary & secondary schools	447	2 409	10 307	12	—	1	—	8	3	—	—	—	—
611110	Elementary & secondary schools	447	2 409	10 307	12	—	1	—	8	3	—	—	—	—
6113	Colleges, universities & professional schools	(G)	(D)	(D)	2	—	—	—	—	—	—	1	1	—
61131	Colleges, universities & professional schools	(G)	(D)	(D)	2	—	—	—	—	—	—	1	1	—
6114	Business schools & computer & mgt training	103	1 165	4 803	13	11	1	—	—	1	—	—	—	—
6116	Other schools & instruction	(C)	(D)	(D)	24	15	3	3	2	1	—	—	—	—
<b>62</b>	<b>Health care and social assistance</b>	<b>7 732</b>	<b>55 868</b>	<b>252 207</b>	<b>421</b>	<b>171</b>	<b>106</b>	<b>65</b>	<b>53</b>	<b>17</b>	<b>8</b>	—	—	<b>1</b>
621	Ambulatory health care services	2 872	26 325	120 872	282	110	93	44	26	8	1	—	—	—
6211	Offices of physicians	1 301	15 134	71 987	105	29	33	23	17	3	—	—	—	—
62111	Offices of physicians	1 301	15 134	71 987	105	29	33	23	17	3	—	—	—	—
621111	Offices of physicians (exc mental health)	1 290	15 007	71 419	101	26	32	23	17	3	—	—	—	—
6212	Offices of dentists	512	4 603	20 845	87	33	39	14	1	—	—	—	—	—
62121	Offices of dentists	512	4 603	20 845	87	33	39	14	1	—	—	—	—	—
621210	Offices of dentists	512	4 603	20 845	87	33	39	14	1	—	—	—	—	—
6213	Offices of other health practitioners	311	1 849	8 287	53	34	14	3	1	1	—	—	—	—
62134	Offices of PT, OT, speech therapy & audiology	152	955	4 098	13	6	5	1	—	1	—	—	—	—
621340	Offices of PT, OT, speech therapy & audiology	152	955	4 098	13	6	5	1	—	1	—	—	—	—
6214	Outpatient care centers	507	3 446	14 619	19	4	5	3	3	3	1	—	—	—
62142	Outpatient mental health, substance abuse ctrs	(C)	(D)	(D)	4	2	—	—	1	—	1	—	—	—
62149	Other outpatient care centers	281	2 155	9 359	13	2	3	3	2	3	—	—	—	—
621498	All other outpatient care centers	179	1 209	5 360	8	1	3	1	1	2	—	—	—	—
6216	Home health care services	205	984	4 072	9	4	—	—	4	1	—	—	—	—
62161	Home health care services	205	984	4 072	9	4	—	—	4	1	—	—	—	—
621610	Home health care services	205	984	4 072	9	4	—	—	4	1	—	—	—	—
622	Hospitals	(G)	(D)	(D)	2	—	—	—	—	—	1	—	—	1
6221	General medical & surgical hospitals	(G)	(D)	(D)	2	—	—	—	—	—	1	—	—	1
62211	General medical & surgical hospitals	(G)	(D)	(D)	2	—	—	—	—	—	1	—	—	1
623	Nursing & residential care facilities	1 772	10 355	42 307	49	22	4	4	8	6	5	—	—	—
6231	Nursing care facilities	955	6 110	26 004	11	1	—	1	1	5	3	—	—	—
62311	Nursing care facilities	955	6 110	26 004	11	1	—	1	1	5	3	—	—	—
623110	Nursing care facilities	955	6 110	26 004	11	1	—	1	1	5	3	—	—	—
6232	Residential mental retardation, health facil	(C)	(D)	(D)	27	20	4	1	1	1	—	—	—	—
62321	Residential mental retardation facilities	199	1 215	4 259	26	20	4	—	1	1	—	—	—	—
623210	Residential mental retardation facilities	199	1 215	4 259	26	20	4	—	1	1	—	—	—	—
6233	Community care facilities for the elderly	(E)	(D)	(D)	9	1	—	2	5	—	1	—	—	—
62331	Community care facilities for the elderly	(E)	(D)	(D)	9	1	—	2	5	—	1	—	—	—
623312	Homes for the elderly	188	652	2 540	7	—	—	2	5	—	—	—	—	—
6239	Other residential care facilities	(E)	(D)	(D)	2	—	—	—	1	—	1	—	—	—
62399	Other residential care facilities	(E)	(D)	(D)	2	—	—	—	1	—	1	—	—	—
624	Social assistance	(G)	(D)	(D)	88	39	9	17	19	3	1	—	—	—
6241	Individual & family services	288	1 800	8 302	25	14	1	3	6	1	—	—	—	—
62412	Services for elderly & disabled persons	(C)	(D)	(D)	4	1	—	—	2	1	—	—	—	—
62419	Other individual & family services	164	1 286	5 938	19	12	1	2	4	—	—	—	—	—
624190	Other individual & family services	164	1 286	5 938	19	12	1	2	4	—	—	—	—	—
6243	Vocational rehabilitation services	(C)	(D)	(D)	6	2	1	1	—	1	1	—	—	—
62431	Vocational rehabilitation services	(C)	(D)	(D)	6	2	1	1	—	1	1	—	—	—
6244	Child day care services	597	1 745	7 386	52	22	5	13	11	1	—	—	—	—
62441	Child day care services	597	1 745	7 386	52	22	5	13	11	1	—	—	—	—
624410	Child day care services	597	1 745	7 386	52	22	5	13	11	1	—	—	—	—

See footnotes at end of table.

**Table 6. Counties—Employees, Payroll, and Establishments by Industry: 2001—Con.**

[Excludes most government employees, railroad employees, and self-employed persons. Size class 1 to 4 includes establishments with payroll, but no employees, during mid-March pay period. (D) denotes figures withheld to avoid disclosing data for individual companies; the data are included in broader industry totals. Detailed industries with 100 or more employees are shown if industry was not a (D). For explanation of terms, abbreviations, and data reliability/comparability, see introductory text]

NAICS code	Industry	Number of employees for week including March 12	Payroll (\$1,000)		Total number of establishments	Number of establishments by employment-size class									
			First quarter	Annual		1 to 4	5 to 9	10 to 19	20 to 49	50 to 99	100 to 249	250 to 499	500 to 999	1,000 or more	
<b>FREDERICK—Con.</b>															
<b>71</b>	<b>Arts, entertainment &amp; recreation</b> .....	<b>882</b>	<b>2 867</b>	<b>14 559</b>	<b>65</b>	<b>31</b>	<b>13</b>	<b>12</b>	<b>6</b>	<b>2</b>	—	<b>1</b>	—	—	
713	Amusement, gambling & recreation industries .....	772	2 267	11 912	46	20	9	8	6	2	—	1	—	—	
7139	Other amusement & recreation industries .....	762	2 240	11 783	42	17	8	8	6	2	—	1	—	—	
71391	Golf courses & country clubs .....	170	851	4 437	11	4	3	1	2	1	—	—	—	—	
713910	Golf courses & country clubs .....	170	851	4 437	11	4	3	1	2	1	—	—	—	—	
71394	Fitness & recreational sports centers .....	480	1 049	4 609	15	5	2	3	3	1	—	1	—	—	
713940	Fitness & recreational sports centers .....	480	1 049	4 609	15	5	2	3	3	1	—	1	—	—	
<b>72</b>	<b>Accommodation &amp; food services</b> .....	<b>6 323</b>	<b>17 420</b>	<b>74 356</b>	<b>324</b>	<b>90</b>	<b>54</b>	<b>58</b>	<b>100</b>	<b>15</b>	<b>7</b>	—	—	—	
721	Accommodation .....	567	2 156	9 256	23	5	1	6	9	1	1	—	—	—	
7211	Traveler accommodation .....	(F)	(D)	(D)	19	4	—	4	9	1	1	—	—	—	
72111	Hotels (exc casino hotels) & motels .....	500	1 876	7 880	17	3	—	4	8	1	1	—	—	—	
721110	Hotels (exc casino hotels) & motels .....	500	1 876	7 880	17	3	—	4	8	1	1	—	—	—	
722	Food services & drinking places .....	5 756	15 264	65 100	301	85	53	52	91	14	6	—	—	—	
7221	Full-service restaurants .....	3 043	8 604	35 649	120	28	19	21	34	13	5	—	—	—	
72211	Full-service restaurants .....	3 043	8 604	35 649	120	28	19	21	34	13	5	—	—	—	
722110	Full-service restaurants .....	3 043	8 604	35 649	120	28	19	21	34	13	5	—	—	—	
7222	Limited-service eating places .....	2 309	5 405	23 929	142	43	22	26	49	1	1	—	—	—	
72221	Limited-service eating places .....	2 309	5 405	23 929	142	43	22	26	49	1	1	—	—	—	
722211	Limited-service restaurants .....	2 187	5 111	22 443	123	33	19	21	48	1	1	—	—	—	
722213	Snack & nonalcoholic beverage bars .....	100	275	1 292	15	8	3	3	1	—	—	—	—	—	
7223	Special food services .....	250	882	4 011	19	4	6	4	5	—	—	—	—	—	
72231	Food service contractors .....	143	539	2 431	11	2	4	2	3	—	—	—	—	—	
722310	Food service contractors .....	143	539	2 431	11	2	4	2	3	—	—	—	—	—	
7224	Drinking places (alcoholic beverages) .....	154	373	1 511	20	10	6	1	3	—	—	—	—	—	
72241	Drinking places (alcoholic beverages) .....	154	373	1 511	20	10	6	1	3	—	—	—	—	—	
722410	Drinking places (alcoholic beverages) .....	154	373	1 511	20	10	6	1	3	—	—	—	—	—	
<b>81</b>	<b>Other services (except public administration)</b> .....	<b>3 623</b>	<b>20 007</b>	<b>99 435</b>	<b>516</b>	<b>306</b>	<b>112</b>	<b>70</b>	<b>22</b>	<b>3</b>	<b>1</b>	<b>2</b>	—	—	
811	Repair & maintenance .....	1 152	9 358	52 901	175	110	32	27	5	—	—	1	—	—	
8111	Automotive repair & maintenance .....	689	4 409	19 151	121	68	26	24	3	—	—	—	—	—	
81111	Automotive mechanical & electrical R&M .....	327	2 065	8 751	75	49	18	7	1	—	—	—	—	—	
811111	General automotive repair .....	289	1 788	7 604	67	46	14	6	1	—	—	—	—	—	
81112	Automotive body, paint, interior & glass repair .....	239	1 869	8 272	27	10	3	12	2	—	—	—	—	—	
811121	Automotive body, paint & interior R&M .....	225	1 766	7 780	23	6	3	12	2	—	—	—	—	—	
81119	Other automotive R&M .....	123	475	2 128	19	9	5	5	—	—	—	—	—	—	
8112	Electronic & precision equipment R&M .....	336	4 104	29 179	12	6	3	1	1	—	—	1	—	—	
81121	Electronic & precision equipment R&M .....	336	4 104	29 179	12	6	3	1	1	—	—	1	—	—	
812	Personal & laundry services .....	802	3 393	14 793	138	84	29	17	6	2	—	—	—	—	
8121	Personal care services .....	530	2 034	9 003	76	40	20	13	1	2	—	—	—	—	
81211	Hair, nail & skin care services .....	474	1 876	8 236	63	30	18	13	—	2	—	—	—	—	
812112	Beauty salons .....	424	1 684	7 352	52	23	16	11	—	2	—	—	—	—	
8123	Drycleaning & laundry services .....	106	496	1 960	27	20	4	1	2	—	—	—	—	—	
813	Religious, grantmaking, civic, prof & like organizations .....	1 669	7 256	31 741	203	112	51	26	11	1	1	1	—	—	
8131	Religious organizations .....	1 127	4 151	16 934	134	74	35	17	6	1	—	1	—	—	
81311	Religious organizations .....	1 127	4 151	16 934	134	74	35	17	6	1	—	1	—	—	
813110	Religious organizations .....	1 127	4 151	16 934	134	74	35	17	6	1	—	1	—	—	
8134	Civic & social organizations .....	246	653	3 115	28	12	6	7	3	—	—	—	—	—	
81341	Civic & social organizations .....	246	653	3 115	28	12	6	7	3	—	—	—	—	—	
813410	Civic & social organizations .....	246	653	3 115	28	12	6	7	3	—	—	—	—	—	
8139	Business, labor, political, like organizations .....	254	2 160	10 224	31	21	6	1	2	—	1	—	—	—	
81391	Business associations .....	189	1 927	9 096	10	5	2	1	1	—	1	—	—	—	
813910	Business associations .....	189	1 927	9 096	10	5	2	1	1	—	1	—	—	—	
<b>95</b>	<b>Auxiliaries (exc corporate, subsidiary &amp; regional mgt)</b> .....	<b>570</b>	<b>4 425</b>	<b>19 251</b>	<b>8</b>	<b>1</b>	<b>2</b>	<b>1</b>	<b>1</b>	<b>2</b>	—	<b>1</b>	—	—	
<b>99</b>	<b>Unclassified establishments</b> .....	<b>42</b>	<b>150</b>	<b>673</b>	<b>50</b>	<b>49</b>	<b>1</b>	—	—	—	—	—	—	—	
<b>GARRETT</b>															
	<b>Total</b> .....	<b>9 413</b>	<b>44 551</b>	<b>190 997</b>	<b>892</b>	<b>481</b>	<b>207</b>	<b>121</b>	<b>51</b>	<b>18</b>	<b>10</b>	<b>4</b>	—	—	
<b>11</b>	<b>Forestry, fishing, hunting, and agriculture support</b> .....	<b>(C)</b>	<b>(D)</b>	<b>(D)</b>	<b>21</b>	<b>11</b>	<b>8</b>	<b>2</b>	—	—	—	—	—	—	
113	Forestry and logging .....	(C)	(D)	(D)	21	11	8	2	—	—	—	—	—	—	
1133	Logging .....	100	444	1 824	20	10	8	2	—	—	—	—	—	—	
11331	Logging .....	100	444	1 824	20	10	8	2	—	—	—	—	—	—	
113310	Logging .....	100	444	1 824	20	10	8	2	—	—	—	—	—	—	
<b>21</b>	<b>Mining</b> .....	<b>364</b>	<b>4 261</b>	<b>17 104</b>	<b>11</b>	<b>1</b>	<b>2</b>	<b>4</b>	<b>3</b>	—	<b>1</b>	—	—	—	
212	Mining (except oil & gas) .....	(E)	(D)	(D)	9	1	2	3	2	—	1	—	—	—	
2121	Coal mining .....	287	3 846	15 279	5	—	1	1	2	—	1	—	—	—	
21211	Coal mining .....	287	3 846	15 279	5	—	1	1	2	—	1	—	—	—	
<b>22</b>	<b>Utilities</b> .....	<b>(B)</b>	<b>(D)</b>	<b>(D)</b>	<b>2</b>	<b>1</b>	—	<b>1</b>	—	—	—	—	—	—	

See footnotes at end of table.



**Table 6. Counties—Employees, Payroll, and Establishments by Industry: 2001—Con.**

[Excludes most government employees, railroad employees, and self-employed persons. Size class 1 to 4 includes establishments with payroll, but no employees, during mid-March pay period. (D) denotes figures withheld to avoid disclosing data for individual companies; the data are included in broader industry totals. Detailed industries with 100 or more employees are shown if industry was not a (D). For explanation of terms, abbreviations, and data reliability/comparability, see introductory text]

NAICS code	Industry	Number of employees for week including March 12	Payroll (\$1,000)		Total number of establishments	Number of establishments by employment-size class								
			First quarter	Annual		1 to 4	5 to 9	10 to 19	20 to 49	50 to 99	100 to 249	250 to 499	500 to 999	1,000 or more
<b>GARRETT—Con.</b>														
<b>23</b>	<b>Construction</b>	<b>802</b>	<b>4 201</b>	<b>20 946</b>	<b>149</b>	<b>100</b>	<b>24</b>	<b>21</b>	<b>3</b>	—	<b>1</b>	—	—	—
233	Building, developing & general contracting	536	2 974	14 079	76	44	16	13	2	—	1	—	—	—
2332	Residential building construction	322	1 317	6 738	66	41	13	10	2	—	—	—	—	—
23321	Single-family housing construction	302	1 219	6 264	63	40	12	9	2	—	—	—	—	—
233210	Single-family housing construction	302	1 219	6 264	63	40	12	9	2	—	—	—	—	—
2333	Nonresidential building construction	(C)	(D)	(D)	6	1	1	3	—	—	1	—	—	—
23332	Commercial & institutional bldg construction	182	1 488	6 559	5	1	1	2	—	—	1	—	—	—
233320	Commercial & institutional bldg construction	182	1 488	6 559	5	1	1	2	—	—	1	—	—	—
235	Special trade contractors	(C)	(D)	(D)	68	54	5	8	1	—	—	—	—	—
<b>31-33</b>	<b>Manufacturing</b>	<b>1 052</b>	<b>5 820</b>	<b>24 725</b>	<b>55</b>	<b>21</b>	<b>14</b>	<b>6</b>	<b>6</b>	<b>6</b>	<b>2</b>	—	—	—
315	Apparel manufacturing	(C)	(D)	(D)	5	2	1	—	1	—	1	—	—	—
3152	Cut & sew apparel mfg	(C)	(D)	(D)	5	2	1	—	1	—	1	—	—	—
31521	Cut & sew apparel contractors	(C)	(D)	(D)	3	1	1	—	—	—	1	—	—	—
321	Wood product mfg	322	1 876	7 080	12	3	4	1	1	2	1	—	—	—
3211	Sawmills & wood preservation	221	1 388	4 780	7	2	2	1	—	1	1	—	—	—
32111	Sawmills & wood preservation	221	1 388	4 780	7	2	2	1	—	1	1	—	—	—
321113	Sawmills	221	1 388	4 780	7	2	2	1	—	1	1	—	—	—
327	Nonmetallic mineral product mfg	123	987	4 518	5	1	1	1	1	1	—	—	—	—
332	Fabricated metal product mfg	122	666	2 966	8	1	3	2	1	1	—	—	—	—
<b>42</b>	<b>Wholesale trade</b>	<b>328</b>	<b>1 680</b>	<b>7 187</b>	<b>35</b>	<b>14</b>	<b>10</b>	<b>8</b>	<b>2</b>	<b>1</b>	—	—	—	—
421	Wholesale trade, durable goods	146	773	3 303	21	8	8	4	1	—	—	—	—	—
422	Wholesale trade, nondurable goods	182	907	3 884	14	6	2	4	1	1	—	—	—	—
<b>44-45</b>	<b>Retail trade</b>	<b>1 718</b>	<b>6 367</b>	<b>27 647</b>	<b>143</b>	<b>53</b>	<b>47</b>	<b>26</b>	<b>14</b>	<b>2</b>	—	<b>1</b>	—	—
441	Motor vehicle & parts dealers	269	1 627	7 087	24	12	3	4	4	1	—	—	—	—
4411	Automobile dealers	148	873	3 844	12	6	—	3	3	—	—	—	—	—
44111	New car dealers	139	831	3 621	7	1	—	3	3	—	—	—	—	—
441110	New car dealers	139	831	3 621	7	1	—	3	3	—	—	—	—	—
444	Bldg material & garden equip & supp dealers	236	1 077	4 185	19	4	6	6	3	—	—	—	—	—
4441	Building material & supplies dealers	198	989	3 681	13	2	3	5	3	—	—	—	—	—
44419	Other building material dealers	113	595	2 218	9	2	1	5	1	—	—	—	—	—
444190	Other building material dealers	113	595	2 218	9	2	1	5	1	—	—	—	—	—
445	Food & beverage stores	327	1 097	4 523	27	12	8	2	4	1	—	—	—	—
4451	Grocery stores	236	821	3 098	14	5	4	1	3	1	—	—	—	—
44511	Grocery (except convenience) stores	203	773	2 918	10	3	3	—	3	1	—	—	—	—
445110	Grocery (except convenience) stores	203	773	2 918	10	3	3	—	3	1	—	—	—	—
447	Gasoline stations	249	743	3 188	20	2	12	3	3	—	—	—	—	—
4471	Gasoline stations	249	743	3 188	20	2	12	3	3	—	—	—	—	—
44711	Gasoline stations with convenience stores	210	608	2 625	14	1	8	2	3	—	—	—	—	—
447110	Gasoline stations with convenience stores	210	608	2 625	14	1	8	2	3	—	—	—	—	—
452	General merchandise stores	371	876	4 713	8	3	3	1	—	—	—	1	—	—
4521	Department stores	(E)	(D)	(D)	1	—	—	—	—	—	—	1	—	—
45211	Department stores	(E)	(D)	(D)	1	—	—	—	—	—	—	1	—	—
<b>48-49</b>	<b>Transportation &amp; warehousing</b>	<b>298</b>	<b>1 782</b>	<b>6 824</b>	<b>57</b>	<b>38</b>	<b>10</b>	<b>6</b>	<b>2</b>	<b>1</b>	—	—	—	—
484	Truck transportation	232	1 528	5 912	40	26	7	5	1	1	—	—	—	—
4842	Specialized freight trucking	188	1 300	4 972	25	14	6	3	1	1	—	—	—	—
48422	Specialized freight (exc used) trucking, local	157	1 137	4 301	19	10	5	2	1	1	—	—	—	—
484220	Specialized freight (exc used) trucking, local	157	1 137	4 301	19	10	5	2	1	1	—	—	—	—
<b>51</b>	<b>Information</b>	<b>258</b>	<b>1 415</b>	<b>5 358</b>	<b>15</b>	<b>5</b>	<b>2</b>	<b>5</b>	<b>2</b>	<b>1</b>	—	—	—	—
514	Information & data processing services	(C)	(D)	(D)	3	1	—	1	—	1	—	—	—	—
<b>52</b>	<b>Finance &amp; insurance</b>	<b>312</b>	<b>2 378</b>	<b>9 549</b>	<b>27</b>	<b>15</b>	<b>7</b>	<b>4</b>	—	—	<b>1</b>	—	—	—
522	Credit intermediation & related activities	274	2 068	8 305	16	6	6	3	—	—	1	—	—	—
5221	Depository credit intermediation	(E)	(D)	(D)	14	4	6	3	—	—	—	—	—	—
52211	Commercial banking	249	1 869	7 461	12	4	6	1	—	—	1	—	—	—
522110	Commercial banking	249	1 869	7 461	12	4	6	1	—	—	1	—	—	—
<b>53</b>	<b>Real estate &amp; rental &amp; leasing</b>	<b>252</b>	<b>704</b>	<b>3 314</b>	<b>29</b>	<b>17</b>	<b>6</b>	<b>4</b>	<b>1</b>	<b>1</b>	—	—	—	—
531	Real estate	217	647	3 033	23	13	5	3	1	1	—	—	—	—
5312	Offices of real estate agents & brokers	122	257	1 250	8	5	—	2	—	1	—	—	—	—
53121	Offices of real estate agents & brokers	122	257	1 250	8	5	—	2	—	1	—	—	—	—
531210	Offices of real estate agents & brokers	122	257	1 250	8	5	—	2	—	1	—	—	—	—
<b>54</b>	<b>Professional, scientific &amp; technical services</b>	<b>171</b>	<b>1 115</b>	<b>5 097</b>	<b>48</b>	<b>34</b>	<b>9</b>	<b>5</b>	—	—	—	—	—	—
541	Professional, scientific & technical services	171	1 115	5 097	48	34	9	5	—	—	—	—	—	—
<b>55</b>	<b>Management of companies &amp; enterprises</b>	<b>(B)</b>	<b>(D)</b>	<b>(D)</b>	<b>5</b>	<b>1</b>	<b>3</b>	—	—	<b>1</b>	—	—	—	—
<b>56</b>	<b>Admin, support, waste mgt, remediation services</b>	<b>141</b>	<b>447</b>	<b>2 325</b>	<b>39</b>	<b>28</b>	<b>5</b>	<b>6</b>	—	—	—	—	—	—
561	Administrative & support services	(C)	(D)	(D)	35	26	4	5	—	—	—	—	—	—
5617	Services to buildings & dwellings	(C)	(D)	(D)	28	20	4	4	—	—	—	—	—	—
<b>61</b>	<b>Educational services</b>	<b>(B)</b>	<b>(D)</b>	<b>(D)</b>	<b>8</b>	<b>4</b>	<b>3</b>	—	<b>1</b>	—	—	—	—	—

See footnotes at end of table.

**Table 6. Counties—Employees, Payroll, and Establishments by Industry: 2001—Con.**

[Excludes most government employees, railroad employees, and self-employed persons. Size class 1 to 4 includes establishments with payroll, but no employees, during mid-March pay period. (D) denotes figures withheld to avoid disclosing data for individual companies; the data are included in broader industry totals. Detailed industries with 100 or more employees are shown if industry was not a (D). For explanation of terms, abbreviations, and data reliability/comparability, see introductory text]

NAICS code	Industry	Number of employees for week including March 12	Payroll (\$1,000)		Total number of establishments	Number of establishments by employment-size class								
			First quarter	Annual		1 to 4	5 to 9	10 to 19	20 to 49	50 to 99	100 to 249	250 to 499	500 to 999	1,000 or more
<b>GARRETT—Con.</b>														
<b>62</b>	<b>Health care and social assistance</b> .....	<b>1 282</b>	<b>6 735</b>	<b>29 117</b>	<b>61</b>	<b>27</b>	<b>19</b>	<b>7</b>	<b>1</b>	<b>2</b>	<b>4</b>	<b>1</b>	—	—
621	Ambulatory health care services .....	259	1 953	8 315	33	18	7	6	1	1	—	—	—	—
6211	Offices of physicians .....	103	1 072	4 617	12	5	4	2	1	—	—	—	—	—
62111	Offices of physicians .....	103	1 072	4 617	12	5	4	2	1	—	—	—	—	—
621111	Offices of physicians (exc mental health) ...	103	1 072	4 617	12	5	4	2	1	—	—	—	—	—
622	Hospitals .....	(E)	(D)	(D)	1	—	—	—	—	—	—	1	—	—
6221	General medical & surgical hospitals .....	(E)	(D)	(D)	1	—	—	—	—	—	—	1	—	—
62211	General medical & surgical hospitals .....	(E)	(D)	(D)	1	—	—	—	—	—	—	1	—	—
623	Nursing & residential care facilities .....	407	1 770	7 414	7	1	3	—	—	—	3	—	—	—
6231	Nursing care facilities .....	(E)	(D)	(D)	5	1	1	—	—	—	3	—	—	—
62311	Nursing care facilities .....	(E)	(D)	(D)	5	1	1	—	—	—	3	—	—	—
624	Social assistance .....	(E)	(D)	(D)	20	8	9	1	—	1	1	—	—	—
6241	Individual & family services .....	200	534	2 191	8	3	4	—	—	—	1	—	—	—
62412	Services for elderly & disabled persons .....	(C)	(D)	(D)	4	2	1	—	—	—	1	—	—	—
<b>71</b>	<b>Arts, entertainment &amp; recreation</b> .....	<b>(E)</b>	<b>(D)</b>	<b>(D)</b>	<b>12</b>	<b>7</b>	<b>2</b>	<b>1</b>	<b>1</b>	—	—	<b>1</b>	—	—
713	Amusement, gambling & recreation industries ....	(E)	(D)	(D)	10	5	2	1	1	—	—	1	—	—
7139	Other amusement & recreation industries .....	394	904	3 299	9	4	2	1	1	—	—	1	—	—
71392	Skiing facilities .....	(E)	(D)	(D)	1	—	—	—	—	—	—	1	—	—
<b>72</b>	<b>Accommodation &amp; food services</b> .....	<b>1 140</b>	<b>2 553</b>	<b>12 173</b>	<b>72</b>	<b>29</b>	<b>15</b>	<b>9</b>	<b>15</b>	<b>3</b>	<b>1</b>	—	—	—
721	Accommodation .....	304	798	3 751	21	10	3	2	4	2	—	—	—	—
7211	Traveler accommodation .....	(E)	(D)	(D)	19	9	3	1	4	2	—	—	—	—
72111	Hotels (exc casino hotels) & motels .....	255	722	3 301	16	8	2	1	3	2	—	—	—	—
721110	Hotels (exc casino hotels) & motels .....	255	722	3 301	16	8	2	1	3	2	—	—	—	—
722	Food services & drinking places .....	836	1 755	8 422	51	19	12	7	11	1	1	—	—	—
7221	Full-service restaurants .....	356	836	4 086	23	6	7	5	4	1	—	—	—	—
72211	Full-service restaurants .....	356	836	4 086	23	6	7	5	4	1	—	—	—	—
722110	Full-service restaurants .....	356	836	4 086	23	6	7	5	4	1	—	—	—	—
7222	Limited-service eating places .....	435	837	4 056	22	8	5	2	6	—	1	—	—	—
72221	Limited-service eating places .....	435	837	4 056	22	8	5	2	6	—	1	—	—	—
<b>81</b>	<b>Other services (except public administration)</b> .....	<b>599</b>	<b>2 787</b>	<b>10 402</b>	<b>91</b>	<b>67</b>	<b>18</b>	<b>5</b>	—	—	—	<b>1</b>	—	—
811	Repair & maintenance .....	404	2 201	7 934	29	20	6	2	—	—	—	1	—	—
8113	Commercial equipment (exc auto & elec) R&M .....	(E)	(D)	(D)	5	2	2	—	—	—	—	1	—	—
81131	Commercial equipment (exc auto & elec) R&M .....	(E)	(D)	(D)	5	2	2	—	—	—	—	1	—	—
813	Religious, grantmaking, civic, prof & like organizations .....	135	379	1 608	43	34	7	2	—	—	—	—	—	—
<b>99</b>	<b>Unclassified establishments</b> .....	<b>(B)</b>	<b>(D)</b>	<b>(D)</b>	<b>12</b>	<b>8</b>	<b>3</b>	<b>1</b>	—	—	—	—	—	—
<b>HARFORD</b>														
	<b>Total</b> .....	<b>58 859</b>	<b>371 767</b>	<b>1 601 177</b>	<b>4 838</b>	<b>2 653</b>	<b>967</b>	<b>597</b>	<b>401</b>	<b>126</b>	<b>74</b>	<b>17</b>	<b>1</b>	<b>2</b>
<b>11</b>	<b>Forestry, fishing, hunting, and agriculture support</b> .....	<b>100</b>	<b>381</b>	<b>1 587</b>	<b>13</b>	<b>10</b>	—	<b>1</b>	<b>1</b>	<b>1</b>	—	—	—	—
<b>21</b>	<b>Mining</b> .....	<b>154</b>	<b>1 623</b>	<b>6 736</b>	<b>6</b>	<b>2</b>	<b>2</b>	—	—	<b>2</b>	—	—	—	—
212	Mining (except oil & gas) .....	(C)	(D)	(D)	4	1	1	—	—	2	—	—	—	—
2123	Nonmetallic mineral mining & quarrying .....	(C)	(D)	(D)	4	1	1	—	—	2	—	—	—	—
21231	Stone mining & quarrying .....	(C)	(D)	(D)	2	—	—	—	—	2	—	—	—	—
<b>22</b>	<b>Utilities</b> .....	<b>(A)</b>	<b>(D)</b>	<b>(D)</b>	<b>3</b>	<b>1</b>	<b>1</b>	<b>1</b>	—	—	—	—	—	—
<b>23</b>	<b>Construction</b> .....	<b>5 301</b>	<b>34 849</b>	<b>165 485</b>	<b>802</b>	<b>497</b>	<b>166</b>	<b>90</b>	<b>40</b>	<b>5</b>	<b>3</b>	<b>1</b>	—	—
233	Building, developing & general contracting .....	1 305	7 736	34 361	262	171	56	27	7	—	1	—	—	—
2332	Residential building construction .....	954	5 391	23 595	210	146	43	16	4	—	1	—	—	—
23321	Single-family housing construction .....	890	4 880	22 111	201	141	41	15	3	—	1	—	—	—
233210	Single-family housing construction .....	890	4 880	22 111	201	141	41	15	3	—	1	—	—	—
2333	Nonresidential building construction .....	293	1 956	8 879	37	13	11	10	3	—	—	—	—	—
23332	Commercial & institutional bldg construction ..	265	1 791	8 185	32	11	10	8	3	—	—	—	—	—
233320	Commercial & institutional bldg construction ..	265	1 791	8 185	32	11	10	8	3	—	—	—	—	—
234	Heavy construction .....	449	3 216	16 922	33	12	6	7	6	2	—	—	—	—
2341	Highway, street, bridge & tunnel construction ...	185	1 386	8 251	11	6	—	2	1	2	—	—	—	—
23411	Highway & street construction .....	185	1 386	8 251	11	6	—	2	1	2	—	—	—	—
234110	Highway & street construction .....	185	1 386	8 251	11	6	—	2	1	2	—	—	—	—
2349	Other heavy construction .....	264	1 830	8 671	22	6	6	5	5	—	—	—	—	—
23491	Water, sewer & pipeline construction .....	100	679	3 060	9	3	1	3	2	—	—	—	—	—
234910	Water, sewer & pipeline construction .....	100	679	3 060	9	3	1	3	2	—	—	—	—	—
23492	Pwr, communication transmsn line construction .....	114	823	3 947	6	—	3	—	3	—	—	—	—	—
234920	Pwr, communication transmsn line construction .....	114	823	3 947	6	—	3	—	3	—	—	—	—	—

See footnotes at end of table.

**Table 6. Counties—Employees, Payroll, and Establishments by Industry: 2001—Con.**

[Excludes most government employees, railroad employees, and self-employed persons. Size class 1 to 4 includes establishments with payroll, but no employees, during mid-March pay period. (D) denotes figures withheld to avoid disclosing data for individual companies; the data are included in broader industry totals. Detailed industries with 100 or more employees are shown if industry was not a (D). For explanation of terms, abbreviations, and data reliability/comparability, see introductory text]

NAICS code	Industry	Number of employees for week including March 12	Payroll (\$1,000)		Total number of establishments	Number of establishments by employment-size class									
			First quarter	Annual		1 to 4	5 to 9	10 to 19	20 to 49	50 to 99	100 to 249	250 to 499	500 to 999	1,000 or more	
<b>23</b>	<b>HARFORD—Con.</b>														
	<b>Construction—Con.</b>														
235	Special trade contractors	3 547	23 897	114 202	507	314	104	56	27	3	2	1	—	—	—
2351	Plumbing, heating & AC contractor	922	6 729	30 559	101	61	24	9	5	1	—	1	—	—	—
23511	Plumbing, heating & AC contractor	922	6 729	30 559	101	61	24	9	5	1	—	1	—	—	—
235110	Plumbing, heating & AC contractor	922	6 729	30 559	101	61	24	9	5	1	—	1	—	—	—
2352	Painting & wall covering contractors	207	1 273	6 075	47	31	11	3	2	—	—	—	—	—	—
23521	Painting & wall covering contractors	207	1 273	6 075	47	31	11	3	2	—	—	—	—	—	—
235210	Painting & wall covering contractors	207	1 273	6 075	47	31	11	3	2	—	—	—	—	—	—
2353	Electrical contractors	650	4 933	21 714	71	44	9	11	6	—	1	—	—	—	—
23531	Electrical contractors	650	4 933	21 714	71	44	9	11	6	—	1	—	—	—	—
235310	Electrical contractors	650	4 933	21 714	71	44	9	11	6	—	1	—	—	—	—
2354	Masonry, drywall, insulation, tile contractors	474	2 602	12 642	77	43	21	8	5	—	—	—	—	—	—
23541	Masonry & stone contractors	212	1 018	4 906	44	27	14	2	1	—	—	—	—	—	—
235410	Masonry & stone contractors	212	1 018	4 906	44	27	14	2	1	—	—	—	—	—	—
23542	Drywall, acoustical & insulation contractors	190	1 071	5 360	24	12	4	5	3	—	—	—	—	—	—
235420	Drywall, acoustical & insulation contractors	190	1 071	5 360	24	12	4	5	3	—	—	—	—	—	—
2355	Carpentry & floor contractors	332	2 128	10 431	74	53	12	6	3	—	—	—	—	—	—
23551	Carpentry contractors	280	1 758	8 934	54	36	9	6	3	—	—	—	—	—	—
235510	Carpentry contractors	280	1 758	8 934	54	36	9	6	3	—	—	—	—	—	—
2356	Roofing, siding, & sheet metal contractors	142	749	3 133	24	10	10	4	—	—	—	—	—	—	—
23561	Roofing, siding, & sheet metal contractors	142	749	3 133	24	10	10	4	—	—	—	—	—	—	—
235610	Roofing, siding, & sheet metal contractors	142	749	3 133	24	10	10	4	—	—	—	—	—	—	—
2357	Concrete contractors	175	1 031	6 907	29	17	6	3	3	—	—	—	—	—	—
23571	Concrete contractors	175	1 031	6 907	29	17	6	3	3	—	—	—	—	—	—
235710	Concrete contractors	175	1 031	6 907	29	17	6	3	3	—	—	—	—	—	—
2359	Other special trade contractors	599	4 103	21 143	79	53	10	11	2	2	1	—	—	—	—
23593	Excavation contractors	250	1 974	10 019	27	19	3	3	1	—	1	—	—	—	—
235930	Excavation contractors	250	1 974	10 019	27	19	3	3	1	—	1	—	—	—	—
23599	All other special trade contractors	197	1 204	5 997	35	24	4	6	—	1	—	—	—	—	—
235990	All other special trade contractors	197	1 204	5 997	35	24	4	6	—	1	—	—	—	—	—
<b>31-33</b>	<b>Manufacturing</b>	<b>6 322</b>	<b>57 542</b>	<b>252 577</b>	<b>155</b>	<b>51</b>	<b>35</b>	<b>16</b>	<b>18</b>	<b>11</b>	<b>21</b>	<b>3</b>	—	—	—
311	Food mfg	319	1 737	7 313	10	2	5	1	1	—	1	—	—	—	—
3119	Other food mfg	(C)	(D)	(D)	2	—	1	—	—	—	1	—	—	—	—
31191	Snack food mfg	(C)	(D)	(D)	1	—	—	—	—	—	1	—	—	—	—
316	Leather & allied product mfg	(C)	(D)	(D)	2	1	—	—	—	—	1	—	—	—	—
3162	Footwear mfg	(C)	(D)	(D)	2	1	—	—	—	—	1	—	—	—	—
31621	Footwear mfg	(C)	(D)	(D)	2	1	—	—	—	—	1	—	—	—	—
321	Wood product mfg	236	1 439	6 067	6	—	2	1	2	—	1	—	—	—	—
3219	Other wood product mfg	(C)	(D)	(D)	2	—	1	—	—	—	1	—	—	—	—
32191	Millwork	(C)	(D)	(D)	1	—	—	—	—	—	1	—	—	—	—
322	Paper mfg	(C)	(D)	(D)	2	—	—	—	—	2	—	—	—	—	—
3222	Converted paper product mfg	(C)	(D)	(D)	2	—	—	—	—	2	—	—	—	—	—
32222	Paper bag & coated & treated paper mfg	(C)	(D)	(D)	2	—	—	—	—	2	—	—	—	—	—
323	Printing & related support activities	633	6 208	24 347	19	8	4	3	1	1	1	1	—	—	—
3231	Printing & related support activities	633	6 208	24 347	19	8	4	3	1	1	1	1	—	—	—
32311	Printing	(F)	(D)	(D)	17	7	4	3	1	—	1	1	—	—	—
325	Chemical mfg	1 034	11 559	54 889	11	—	1	3	1	2	4	—	—	—	—
3251	Basic chemical mfg	(C)	(D)	(D)	2	—	—	—	1	1	—	—	—	—	—
3255	Paint, coating & adhesive mfg	(C)	(D)	(D)	1	—	—	—	—	—	1	—	—	—	—
32552	Adhesive mfg	(C)	(D)	(D)	1	—	—	—	—	—	1	—	—	—	—
3256	Soap, cleaners & toilet preparation mfg	(E)	(D)	(D)	2	—	—	—	—	—	2	—	—	—	—
32561	Soap & cleaning compound mfg	(E)	(D)	(D)	2	—	—	—	—	—	2	—	—	—	—
3259	Other chemical product & preparation mfg	(E)	(D)	(D)	3	—	1	—	—	1	1	—	—	—	—
32599	All other chemical product & preparation mfg	(E)	(D)	(D)	3	—	1	—	—	1	1	—	—	—	—
326	Plastics & rubber products mfg	1 077	8 573	36 541	11	1	3	—	2	—	4	1	—	—	—
3261	Plastics product mfg	(F)	(D)	(D)	8	1	1	—	2	—	3	1	—	—	—
32616	Plastics bottle mfg	(E)	(D)	(D)	2	—	—	—	—	—	2	—	—	—	—
32619	Other plastics product mfg	(F)	(D)	(D)	3	—	—	—	1	—	1	1	—	—	—
3262	Rubber product mfg	(C)	(D)	(D)	3	—	2	—	—	—	1	—	—	—	—
32629	Other rubber product mfg	(C)	(D)	(D)	2	—	1	—	—	—	1	—	—	—	—
327	Nonmetallic mineral product mfg	524	5 184	22 272	11	3	1	1	2	2	2	—	—	—	—
3273	Cement & concrete product mfg	(E)	(D)	(D)	7	1	1	1	1	1	2	—	—	—	—
32732	Ready-mix concrete mfg	240	1 979	9 223	3	—	—	—	1	1	1	—	—	—	—
327320	Ready-mix concrete mfg	240	1 979	9 223	3	—	—	—	1	1	1	—	—	—	—
32733	Concrete pipe, brick & block mfg	(C)	(D)	(D)	2	—	1	—	—	—	1	—	—	—	—
332	Fabricated metal product mfg	892	7 754	32 532	32	13	7	4	3	1	4	—	—	—	—
3324	Boiler, tank & shipping container mfg	(E)	(D)	(D)	3	1	—	—	—	1	1	—	—	—	—
33243	Light gauge metal container mfg	(E)	(D)	(D)	2	—	—	—	—	1	1	—	—	—	—
3326	Spring & wire product mfg	406	3 210	13 435	3	—	—	—	—	—	3	—	—	—	—
33261	Spring & wire product mfg	406	3 210	13 435	3	—	—	—	—	—	3	—	—	—	—
332618	Other fabricated wire product mfg	406	3 210	13 435	3	—	—	—	—	—	3	—	—	—	—
3327	Mach shops, turn prod, screw, nut, bolt mfg	183	1 347	5 651	18	8	4	3	3	—	—	—	—	—	—
33271	Machine shops	104	695	2 997	15	8	3	3	1	—	—	—	—	—	—
332710	Machine shops	104	695	2 997	15	8	3	3	1	—	—	—	—	—	—

See footnotes at end of table.

**Table 6. Counties—Employees, Payroll, and Establishments by Industry: 2001—Con.**

[Excludes most government employees, railroad employees, and self-employed persons. Size class 1 to 4 includes establishments with payroll, but no employees, during mid-March pay period. (D) denotes figures withheld to avoid disclosing data for individual companies; the data are included in broader industry totals. Detailed industries with 100 or more employees are shown if industry was not a (D). For explanation of terms, abbreviations, and data reliability/comparability, see introductory text]

NAICS code	Industry	Number of employees for week including March 12	Payroll (\$1,000)		Total number of establishments	Number of establishments by employment-size class								
			First quarter	Annual		1 to 4	5 to 9	10 to 19	20 to 49	50 to 99	100 to 249	250 to 499	500 to 999	1,000 or more
<b>HARFORD—Con.</b>														
<b>31-33 Manufacturing—Con.</b>														
333	Machinery mfg .....	291	2 685	9 794	14	5	4	2	1	1	1	-	-	-
3334	HVAC & commercial refrigeration equipment mfg .....	(C)	(D)	(D)	2	1	-	-	-	-	1	-	-	-
33341	HVAC & commercial refrigeration equipment mfg .....	(C)	(D)	(D)	2	1	-	-	-	-	1	-	-	-
3335	Metalworking machinery mfg .....	105	1 194	4 144	6	1	3	1	-	1	-	-	-	-
33351	Metalworking machinery mfg .....	105	1 194	4 144	6	1	3	1	-	1	-	-	-	-
334	Computer & electronic product mfg .....	(E)	(D)	(D)	3	-	1	-	-	1	-	1	-	-
3345	Nav, measuring, medical, control instruments mfg .....	(E)	(D)	(D)	1	-	-	-	-	-	-	1	-	-
33451	Nav, measuring, medical, control instruments mfg .....	(E)	(D)	(D)	1	-	-	-	-	-	-	1	-	-
336	Transportation equipment mfg .....	353	2 752	15 338	4	1	-	-	1	-	2	-	-	-
3363	Motor vehicle parts mfg .....	(E)	(D)	(D)	3	-	-	-	1	-	2	-	-	-
33632	MV electrical & electronic equipment mfg .....	(C)	(D)	(D)	1	-	-	-	-	-	1	-	-	-
33636	Motor vehicle seating & interior trim mfg .....	(C)	(D)	(D)	1	-	-	-	-	-	1	-	-	-
339	Miscellaneous mfg .....	109	652	2 981	13	7	4	-	2	-	-	-	-	-
<b>42</b>	<b>Wholesale trade .....</b>	<b>2 419</b>	<b>22 056</b>	<b>85 210</b>	<b>202</b>	<b>120</b>	<b>31</b>	<b>27</b>	<b>15</b>	<b>5</b>	<b>3</b>	<b>1</b>	-	-
421	Wholesale trade, durable goods .....	1 107	9 844	35 026	129	79	21	16	10	2	1	-	-	-
4211	Motor vehicle, motor vehicle pt & supply whsle .....	202	2 112	8 129	15	6	3	2	3	1	-	-	-	-
42111	Automobile & other motor vehicle whsle .....	156	1 694	6 781	7	2	1	-	3	1	-	-	-	-
421110	Automobile & other motor vehicle whsle .....	156	1 694	6 781	7	2	1	-	3	1	-	-	-	-
4214	Professional & commercial equip & supp whsle .....	134	932	4 501	20	12	5	1	2	-	-	-	-	-
4216	Electrical goods whsle .....	193	1 071	4 660	18	12	1	2	2	1	-	-	-	-
42169	Other electronic parts & equipment whsle .....	108	637	2 795	9	6	1	1	-	1	-	-	-	-
421690	Other electronic parts & equipment whsle .....	108	637	2 795	9	6	1	1	-	1	-	-	-	-
4218	Machinery, equipment & supplies whsle .....	201	1 971	8 521	29	18	3	6	2	-	-	-	-	-
4219	Miscellaneous durable goods whsle .....	229	2 240	3 152	14	9	3	-	1	-	1	-	-	-
42199	Other miscellaneous durable goods whsle .....	195	2 139	2 751	8	5	2	-	-	-	1	-	-	-
421990	Other miscellaneous durable goods whsle .....	195	2 139	2 751	8	5	2	-	-	-	1	-	-	-
422	Wholesale trade, nondurable goods .....	1 312	12 212	50 184	73	41	10	11	5	3	2	1	-	-
4222	Drugs & druggists' sundries whsle .....	102	1 370	6 495	5	3	-	1	-	1	-	-	-	-
42221	Drugs & druggists' sundries whsle .....	102	1 370	6 495	5	3	-	1	-	1	-	-	-	-
422210	Drugs & druggists' sundries whsle .....	102	1 370	6 495	5	3	-	1	-	1	-	-	-	-
4224	Grocery & related product whsle .....	951	8 120	33 083	23	11	2	3	2	2	2	1	-	-
42241	General line grocery whsle .....	(F)	(D)	(D)	5	3	-	-	-	-	1	1	-	-
42242	Packaged frozen food whsle .....	236	2 427	8 947	5	2	-	1	-	1	1	-	-	-
422420	Packaged frozen food whsle .....	236	2 427	8 947	5	2	-	1	-	1	1	-	-	-
42249	Other grocery & related products whsle .....	135	1 475	6 110	6	2	1	-	2	1	-	-	-	-
422490	Other grocery & related products whsle .....	135	1 475	6 110	6	2	1	-	2	1	-	-	-	-
<b>44-45</b>	<b>Retail trade .....</b>	<b>10 768</b>	<b>54 534</b>	<b>231 444</b>	<b>755</b>	<b>314</b>	<b>188</b>	<b>128</b>	<b>75</b>	<b>31</b>	<b>16</b>	<b>3</b>	-	-
441	Motor vehicle & parts dealers .....	1 885	15 793	70 199	106	34	30	15	15	10	2	-	-	-
4411	Automobile dealers .....	1 290	11 255	51 569	52	20	6	4	12	8	2	-	-	-
44111	New car dealers .....	1 229	10 921	49 876	32	5	2	3	12	8	2	-	-	-
441110	New car dealers .....	1 229	10 921	49 876	32	5	2	3	12	8	2	-	-	-
4412	Other motor vehicle dealers .....	122	1 177	4 259	9	4	1	2	2	-	-	-	-	-
44122	Motorcycle & boat & other MV dealers .....	(C)	(D)	(D)	8	4	1	1	2	-	-	-	-	-
4413	Automotive parts, accessories & tire stores .....	473	3 361	14 371	45	10	23	9	1	2	-	-	-	-
44131	Automotive parts, accessories & tire stores .....	360	2 460	10 748	33	10	16	4	1	2	-	-	-	-
441310	Automotive parts, accessories & tire stores .....	360	2 460	10 748	33	10	16	4	1	2	-	-	-	-
44132	Tire dealers .....	113	901	3 623	12	-	7	5	-	-	-	-	-	-
441320	Tire dealers .....	113	901	3 623	12	-	7	5	-	-	-	-	-	-
442	Furniture & home furnishing stores .....	322	1 778	7 322	44	25	6	9	4	-	-	-	-	-
4421	Furniture stores .....	182	1 025	4 054	23	11	3	6	3	-	-	-	-	-
44211	Furniture stores .....	182	1 025	4 054	23	11	3	6	3	-	-	-	-	-
442110	Furniture stores .....	182	1 025	4 054	23	11	3	6	3	-	-	-	-	-
4422	Home furnishings stores .....	140	753	3 268	21	14	3	3	1	-	-	-	-	-
443	Electronics & appliance stores .....	290	1 328	5 274	32	21	5	4	-	1	1	-	-	-
4431	Electronics & appliance stores .....	290	1 328	5 274	32	21	5	4	-	1	1	-	-	-
44311	Appliance, TV & all other electronics stores .....	253	1 194	4 731	22	14	3	3	-	1	1	-	-	-
443112	Radio, television & other electronics stores .....	205	920	3 768	12	7	3	-	-	1	1	-	-	-
444	Bldg material & garden equip & supp dealers .....	904	4 898	21 741	63	24	16	11	9	2	-	1	-	-
4441	Building material & supplies dealers .....	687	4 276	18 640	44	17	12	6	7	1	-	1	-	-
44411	Home centers .....	(E)	(D)	(D)	4	3	-	-	-	-	-	1	-	-
44413	Hardware stores .....	(C)	(D)	(D)	11	4	2	2	3	-	-	-	-	-
44419	Other building material dealers .....	206	1 700	7 598	24	8	8	4	4	-	-	-	-	-
444190	Other building material dealers .....	206	1 700	7 598	24	8	8	4	4	-	-	-	-	-
4442	Lawn & garden equip & supplies stores .....	217	622	3 101	19	7	4	5	2	1	-	-	-	-
44422	Nursery & garden centers .....	198	582	2 775	16	6	3	4	2	1	-	-	-	-
444220	Nursery & garden centers .....	198	582	2 775	16	6	3	4	2	1	-	-	-	-
445	Food & beverage stores .....	2 688	10 818	44 438	124	42	31	21	12	10	8	-	-	-
4451	Grocery stores .....	2 406	9 971	40 938	85	26	17	15	9	10	8	-	-	-
44511	Grocery (except convenience) stores .....	2 016	8 705	35 773	41	11	4	4	4	10	8	-	-	-
445110	Grocery (except convenience) stores .....	2 016	8 705	35 773	41	11	4	4	4	10	8	-	-	-
44512	Convenience stores .....	390	1 266	5 165	44	15	13	11	5	-	-	-	-	-
445120	Convenience stores .....	390	1 266	5 165	44	15	13	11	5	-	-	-	-	-
4452	Specialty food stores .....	109	234	944	17	9	5	1	2	-	-	-	-	-
4453	Beer, wine & liquor stores .....	173	613	2 556	22	7	9	5	1	-	-	-	-	-
44531	Beer, wine & liquor stores .....	173	613	2 556	22	7	9	5	1	-	-	-	-	-
445310	Beer, wine & liquor stores .....	173	613	2 556	22	7	9	5	1	-	-	-	-	-

See footnotes at end of table.

**Table 6. Counties—Employees, Payroll, and Establishments by Industry: 2001—Con.**

[Excludes most government employees, railroad employees, and self-employed persons. Size class 1 to 4 includes establishments with payroll, but no employees, during mid-March pay period. (D) denotes figures withheld to avoid disclosing data for individual companies; the data are included in broader industry totals. Detailed industries with 100 or more employees are shown if industry was not a (D). For explanation of terms, abbreviations, and data reliability/comparability, see introductory text]

NAICS code	Industry	Number of employees for week including March 12	Payroll (\$1,000)		Total number of establishments	Number of establishments by employment-size class								
			First quarter	Annual		1 to 4	5 to 9	10 to 19	20 to 49	50 to 99	100 to 249	250 to 499	500 to 999	1,000 or more
<b>HARFORD—Con.</b>														
<b>44-45 Retail trade—Con.</b>														
446	Health & personal care stores .....	514	2 129	9 504	52	18	11	12	11	—	—	—	—	—
4461	Health & personal care stores .....	514	2 129	9 504	52	18	11	12	11	—	—	—	—	—
44611	Pharmacies & drug stores .....	368	1 617	7 325	26	4	4	9	9	—	—	—	—	—
446110	Pharmacies & drug stores .....	368	1 617	7 325	26	4	4	9	9	—	—	—	—	—
447	Gasoline stations .....	580	2 097	8 487	82	34	23	21	4	—	—	—	—	—
4471	Gasoline stations .....	580	2 097	8 487	82	34	23	21	4	—	—	—	—	—
44711	Gasoline stations with convenience stores .....	347	1 087	4 555	42	11	15	13	3	—	—	—	—	—
447110	Gasoline stations with convenience stores .....	347	1 087	4 555	42	11	15	13	3	—	—	—	—	—
44719	Other gasoline stations .....	233	1 010	3 932	40	23	8	8	1	—	—	—	—	—
447190	Other gasoline stations .....	233	1 010	3 932	40	23	8	8	1	—	—	—	—	—
448	Clothing & clothing accessories stores .....	698	2 597	11 357	69	25	24	13	5	2	—	—	—	—
4481	Clothing stores .....	535	1 861	8 565	40	13	10	10	5	2	—	—	—	—
44812	Women's clothing stores .....	119	276	1 008	12	1	5	5	1	—	—	—	—	—
448120	Women's clothing stores .....	119	276	1 008	12	1	5	5	1	—	—	—	—	—
44814	Family clothing stores .....	304	1 194	5 978	12	5	1	—	4	2	—	—	—	—
448140	Family clothing stores .....	304	1 194	5 978	12	5	1	—	4	2	—	—	—	—
451	Sporting goods, hobby, book & music stores .....	410	1 217	5 172	44	27	7	4	4	2	—	—	—	—
4511	Sporting goods, hobby, musical instrument stores .....	297	903	3 897	32	22	3	3	2	2	—	—	—	—
45112	Hobby, toy & game stores .....	130	323	1 441	10	6	—	2	2	—	—	—	—	—
451120	Hobby, toy & game stores .....	130	323	1 441	10	6	—	2	2	—	—	—	—	—
4512	Book, periodical & music stores .....	113	314	1 275	12	5	4	1	2	—	—	—	—	—
452	General merchandise stores .....	1 633	6 215	26 636	29	2	12	3	3	3	4	2	—	—
4521	Department stores .....	1 346	5 146	22 243	9	—	—	—	1	3	3	2	—	—
45211	Department stores .....	1 346	5 146	22 243	9	—	—	—	1	3	3	2	—	—
452110	Department stores .....	1 346	5 146	22 243	9	—	—	—	1	3	3	2	—	—
4529	Other general merchandise stores .....	287	1 069	4 393	20	2	12	3	2	—	1	—	—	—
45291	Warehouse clubs & superstores .....	(C)	(D)	(D)	1	—	—	—	—	—	1	—	—	—
45299	All other general merchandise stores .....	(C)	(D)	(D)	19	2	12	3	2	—	—	—	—	—
453	Miscellaneous store retailers .....	491	1 357	6 392	75	42	17	8	8	—	—	—	—	—
4531	Florists .....	127	232	1 336	19	10	5	2	2	—	—	—	—	—
45311	Florists .....	127	232	1 336	19	10	5	2	2	—	—	—	—	—
453110	Florists .....	127	232	1 336	19	10	5	2	2	—	—	—	—	—
4532	Office supplies, stationery & gift stores .....	154	484	2 063	17	8	3	3	3	—	—	—	—	—
4539	Other miscellaneous store retailers .....	164	520	2 525	28	16	7	3	2	—	—	—	—	—
454	Nonstore retailers .....	353	4 307	14 922	35	20	6	7	—	1	1	—	—	—
4541	Electronic shopping & mail-order houses .....	(C)	(D)	(D)	5	2	2	—	—	—	1	—	—	—
45411	Electronic shopping & mail-order houses .....	(C)	(D)	(D)	5	2	2	—	—	—	1	—	—	—
4543	Direct selling establishments .....	201	1 509	6 442	27	16	4	6	—	1	—	—	—	—
45431	Fuel dealers .....	154	1 256	5 299	14	6	2	5	—	1	—	—	—	—
454311	Heating oil dealers .....	101	755	3 544	8	3	2	2	—	1	—	—	—	—
<b>48-49</b>	<b>Transportation &amp; warehousing .....</b>	<b>1 521</b>	<b>10 140</b>	<b>41 455</b>	<b>174</b>	<b>111</b>	<b>25</b>	<b>19</b>	<b>14</b>	<b>3</b>	<b>2</b>	—	—	—
484	Truck transportation .....	632	5 019	21 731	87	66	6	5	8	2	—	—	—	—
4841	General freight trucking .....	241	2 026	8 416	33	25	4	—	3	1	—	—	—	—
48412	General freight trucking, long-distance .....	216	1 863	7 667	15	9	2	—	3	1	—	—	—	—
4842	Specialized freight trucking .....	391	2 993	13 315	54	41	2	5	5	1	—	—	—	—
48422	Specialized freight (exc used) trucking, local .....	146	926	4 541	38	33	2	1	2	—	—	—	—	—
484220	Specialized freight (exc used) trucking, local .....	146	926	4 541	38	33	2	1	2	—	—	—	—	—
48423	Specialized freight (exc used) trucking, LDist .....	177	1 686	7 312	6	1	—	2	2	1	—	—	—	—
484230	Specialized freight (exc used) trucking, LDist .....	177	1 686	7 312	6	1	—	2	2	1	—	—	—	—
485	Transit & ground passenger transportation .....	457	1 628	6 887	52	23	13	11	4	1	—	—	—	—
4854	School & employee bus transportation .....	333	1 170	4 305	41	16	11	10	4	—	—	—	—	—
48541	School & employee bus transportation .....	333	1 170	4 305	41	16	11	10	4	—	—	—	—	—
485410	School & employee bus transportation .....	333	1 170	4 305	41	16	11	10	4	—	—	—	—	—
492	Couriers & messengers .....	145	883	2 128	10	7	—	2	—	—	1	—	—	—
4922	Local messengers & local delivery .....	(C)	(D)	(D)	8	6	—	1	—	—	1	—	—	—
49221	Local messengers & local delivery .....	(C)	(D)	(D)	8	6	—	1	—	—	1	—	—	—
493	Warehousing & storage .....	(C)	(D)	(D)	2	—	—	—	1	—	1	—	—	—
4931	Warehousing & storage .....	(C)	(D)	(D)	2	—	—	—	1	—	1	—	—	—
49311	General warehousing & storage .....	(C)	(D)	(D)	2	—	—	—	1	—	1	—	—	—
<b>51</b>	<b>Information .....</b>	<b>951</b>	<b>7 842</b>	<b>30 793</b>	<b>64</b>	<b>31</b>	<b>11</b>	<b>12</b>	<b>6</b>	<b>3</b>	<b>1</b>	—	—	—
511	Publishing industries .....	310	2 127	7 891	12	5	3	3	—	—	1	—	—	—
5111	Newspaper, periodical, book, database publishers .....	274	1 590	5 414	7	3	2	1	—	—	1	—	—	—
51111	Newspaper publishers .....	(E)	(D)	(D)	4	2	1	—	—	—	1	—	—	—
512	Motion picture & sound recording industries .....	141	469	1 925	9	4	2	1	1	1	—	—	—	—
5121	Motion picture & video industries .....	(C)	(D)	(D)	8	4	1	1	1	1	—	—	—	—
51213	Motion picture & video exhibition .....	104	167	697	5	2	1	1	—	—	1	—	—	—
512131	Motion picture theaters (except drive-ins) ..	104	167	697	5	2	1	1	—	—	1	—	—	—
513	Broadcasting & telecommunications .....	326	3 712	14 126	35	19	6	6	3	1	—	—	—	—
5133	Telecommunications .....	(C)	(D)	(D)	27	16	4	5	1	1	—	—	—	—
51331	Wired telecommunications carriers .....	(C)	(D)	(D)	17	11	3	1	1	1	—	—	—	—
514	Information & data processing services .....	174	1 534	6 851	8	3	—	2	2	1	—	—	—	—
5142	Data processing services .....	156	1 457	6 423	5	1	—	1	2	1	—	—	—	—
51421	Data processing services .....	156	1 457	6 423	5	1	—	1	2	1	—	—	—	—
514210	Data processing services .....	156	1 457	6 423	5	1	—	1	2	1	—	—	—	—

See footnotes at end of table.

**Table 6. Counties—Employees, Payroll, and Establishments by Industry: 2001—Con.**

[Excludes most government employees, railroad employees, and self-employed persons. Size class 1 to 4 includes establishments with payroll, but no employees, during mid-March pay period. (D) denotes figures withheld to avoid disclosing data for individual companies; the data are included in broader industry totals. Detailed industries with 100 or more employees are shown if industry was not a (D). For explanation of terms, abbreviations, and data reliability/comparability, see introductory text]

NAICS code	Industry	Number of employees for week including March 12	Payroll (\$1,000)		Total number of establishments	Number of establishments by employment-size class																		
			First quarter	Annual		1 to 4	5 to 9	10 to 19	20 to 49	50 to 99	100 to 249	250 to 499	500 to 999	1,000 or more										
<b>HARFORD—Con.</b>																								
<b>52</b>	<b>Finance &amp; insurance</b>	<b>2 031</b>	<b>16 514</b>	<b>69 716</b>	<b>252</b>	<b>133</b>	<b>74</b>	<b>28</b>	<b>11</b>	<b>3</b>	<b>3</b>	—	—	—	—	—								
522	Credit intermediation & related activities	1 472	9 789	43 241	130	44	51	22	8	3	2	—	—	—	—	—								
5221	Depository credit intermediation	957	6 308	26 150	78	9	41	19	6	3	—	—	—	—	—	—								
52211	Commercial banking	582	3 585	15 207	58	5	33	16	4	—	—	—	—	—	—	—								
522110	Commercial banking	582	3 585	15 207	58	5	33	16	4	—	—	—	—	—	—	—								
52213	Credit unions	312	2 386	9 419	10	2	1	2	2	3	—	—	—	—	—	—								
522130	Credit unions	312	2 386	9 419	10	2	1	2	2	3	—	—	—	—	—	—								
5222	Nondepository credit intermediation	(E)	(D)	(D)	35	23	8	3	—	—	1	—	—	—	—	—								
52222	Sales financing	(C)	(D)	(D)	3	2	—	—	—	—	1	—	—	—	—	—								
52229	Other nondepository credit intermediation	122	1 258	6 515	32	21	8	3	—	—	—	—	—	—	—	—								
5223	Activities related to credit intermediation	(C)	(D)	(D)	17	12	2	—	2	—	1	—	—	—	—	—								
52239	Other credit intermediation activities	191	1 045	4 735	6	4	—	—	1	—	1	—	—	—	—	—								
522390	Other credit intermediation activities	191	1 045	4 735	6	4	—	—	1	—	1	—	—	—	—	—								
523	Security, commodity contracts & like activity	(C)	(D)	(D)	29	19	4	4	2	—	—	—	—	—	—	—								
5231	Scrtcy & comdty contracts intermed & brokerage	(C)	(D)	(D)	15	8	2	3	2	—	—	—	—	—	—	—								
52312	Securities brokerage	101	2 261	7 435	14	8	2	2	2	—	—	—	—	—	—	—								
523120	Securities brokerage	101	2 261	7 435	14	8	2	2	2	—	—	—	—	—	—	—								
524	Insurance carriers & related activities	(E)	(D)	(D)	91	69	18	2	1	—	1	—	—	—	—	—								
5241	Insurance carriers	164	1 856	7 990	13	8	3	1	—	—	1	—	—	—	—	—								
52412	Other direct insurance carriers	148	1 628	6 912	8	5	1	1	—	—	1	—	—	—	—	—								
5242	Agencies & other insurance related activities	(C)	(D)	(D)	78	61	15	1	1	—	—	—	—	—	—	—								
52421	Insurance agencies & brokerages	217	1 636	6 818	67	50	15	1	1	—	—	—	—	—	—	—								
524210	Insurance agencies & brokerages	217	1 636	6 818	67	50	15	1	1	—	—	—	—	—	—	—								
<b>53</b>	<b>Real estate &amp; rental &amp; leasing</b>	<b>908</b>	<b>5 307</b>	<b>20 721</b>	<b>189</b>	<b>126</b>	<b>39</b>	<b>18</b>	<b>5</b>	<b>1</b>	—	—	—	—	—	—								
531	Real estate	(F)	(D)	(D)	152	110	27	11	3	1	—	—	—	—	—	—								
5311	Lessors of real estate	257	1 882	5 719	48	31	11	5	—	1	—	—	—	—	—	—								
53111	Lessors of residential buildings & dwellings	204	1 671	4 611	21	8	7	5	—	1	—	—	—	—	—	—								
531110	Lessors of residential buildings & dwellings	204	1 671	4 611	21	8	7	5	—	1	—	—	—	—	—	—								
5312	Offices of real estate agents & brokers	179	945	4 159	53	44	7	1	1	—	—	—	—	—	—	—								
53121	Offices of real estate agents & brokers	179	945	4 159	53	44	7	1	1	—	—	—	—	—	—	—								
531210	Offices of real estate agents & brokers	179	945	4 159	53	44	7	1	1	—	—	—	—	—	—	—								
5313	Activities related to real estate	(C)	(D)	(D)	51	35	9	5	2	—	—	—	—	—	—	—								
53131	Real estate property managers	141	804	3 158	21	10	5	4	2	—	—	—	—	—	—	—								
531311	Residential property managers	112	610	2 455	13	4	4	3	2	—	—	—	—	—	—	—								
532	Rental & leasing services	(E)	(D)	(D)	36	15	12	7	2	—	—	—	—	—	—	—								
5322	Consumer goods rental	172	569	2 653	21	8	7	4	2	—	—	—	—	—	—	—								
53223	Video tape & disc rental	123	240	1 053	15	5	5	4	1	—	—	—	—	—	—	—								
532230	Video tape & disc rental	123	240	1 053	15	5	5	4	1	—	—	—	—	—	—	—								
<b>54</b>	<b>Professional, scientific &amp; technical services</b>	<b>4 016</b>	<b>40 589</b>	<b>172 734</b>	<b>493</b>	<b>349</b>	<b>65</b>	<b>39</b>	<b>24</b>	<b>10</b>	<b>5</b>	<b>1</b>	—	—	—	—								
541	Professional, scientific & technical services	4 016	40 589	172 734	493	349	65	39	24	10	5	1	—	—	—	—								
5411	Legal services	311	2 330	10 883	91	73	11	5	2	—	—	—	—	—	—	—								
54111	Offices of lawyers	277	2 077	9 626	81	66	9	4	2	—	—	—	—	—	—	—								
541110	Offices of lawyers	277	2 077	9 626	81	66	9	4	2	—	—	—	—	—	—	—								
5412	Accounting, tax prep, bookkeep, payroll services	295	1 936	7 210	78	59	11	6	2	—	—	—	—	—	—	—								
54121	Accounting, tax prep, bookkeep, payroll services	295	1 936	7 210	78	59	11	6	2	—	—	—	—	—	—	—								
541211	Offices of certified public accountants	145	1 301	5 134	37	26	7	3	1	—	—	—	—	—	—	—								
5413	Architectural, engineering & related services	1 159	13 123	58 650	84	51	12	6	7	5	3	—	—	—	—	—								
54133	Engineering services	925	10 596	48 070	50	30	5	3	5	4	3	—	—	—	—	—								
541330	Engineering services	925	10 596	48 070	50	30	5	3	5	4	3	—	—	—	—	—								
54138	Testing laboratories	116	1 261	4 922	7	2	1	2	1	1	—	—	—	—	—	—								
541380	Testing laboratories	116	1 261	4 922	7	2	1	2	1	1	—	—	—	—	—	—								
5415	Computer systems design & related services	457	4 802	20 533	63	44	11	5	2	—	1	—	—	—	—	—								
54151	Computer systems design & related services	457	4 802	20 533	63	44	11	5	2	—	1	—	—	—	—	—								
541512	Computer systems design services	299	2 901	12 443	24	14	6	3	—	—	1	—	—	—	—	—								
5416	Management, sci & tech consulting services	574	4 644	20 493	75	60	4	6	1	3	1	—	—	—	—	—								
54161	Management consulting services	402	3 281	14 157	59	50	2	3	1	3	—	—	—	—	—	—								
541611	Admin & gen management consulting services	204	1 996	8 263	28	25	—	1	—	2	—	—	—	—	—	—								
541612	Human res & exec search consulting services	117	544	2 895	11	9	1	—	—	1	—	—	—	—	—	—								
54162	Environmental consulting services	141	1 091	5 173	7	4	1	—	—	—	1	—	—	—	—	—								
541620	Environmental consulting services	141	1 091	5 173	7	4	1	1	—	—	1	—	—	—	—	—								
5417	Scientific R&D services	774	11 562	44 504	17	6	2	4	2	—	1	—	—	—	—	—								
54171	R&D in physical, engineering & life sciences	(F)	(D)	(D)	16	6	1	2	4	2	—	1	—	—	—	—								
5419	Oth professional, scientific, technical services	317	1 257	6 240	42	23	8	6	5	—	—	—	—	—	—	—								
54194	Veterinary services	271	1 059	5 250	22	5	6	6	5	—	—	—	—	—	—	—								
541940	Veterinary services	271	1 059	5 250	22	5	6	6	5	—	—	—	—	—	—	—								
<b>55</b>	<b>Management of companies &amp; enterprises</b>	<b>949</b>	<b>9 393</b>	<b>36 433</b>	<b>22</b>	<b>7</b>	<b>2</b>	<b>8</b>	<b>2</b>	<b>1</b>	—	<b>2</b>	—	—	—	—								
551	Management of companies & enterprises	949	9 393	36 433	22	7	2	8	2	1	—	2	—	—	—	—								
5511	Management of companies & enterprises	949	9 393	36 433	22	7	2	8	2	1	—	2	—	—	—	—								
55111	Management of companies & enterprises	949	9 393	36 433	22	7	2	8	2	1	—	2	—	—	—	—								

See footnotes at end of table.

**Table 6. Counties—Employees, Payroll, and Establishments by Industry: 2001—Con.**

[Excludes most government employees, railroad employees, and self-employed persons. Size class 1 to 4 includes establishments with payroll, but no employees, during mid-March pay period. (D) denotes figures withheld to avoid disclosing data for individual companies; the data are included in broader industry totals. Detailed industries with 100 or more employees are shown if industry was not a (D). For explanation of terms, abbreviations, and data reliability/comparability, see introductory text]

NAICS code	Industry	Number of employees for week including March 12	Payroll (\$1,000)		Total number of establishments	Number of establishments by employment-size class									
			First quarter	Annual		1 to 4	5 to 9	10 to 19	20 to 49	50 to 99	100 to 249	250 to 499	500 to 999	1,000 or more	
<b>HARFORD—Con.</b>															
<b>56</b>	<b>Admin, support, waste mgmt, remediation services</b>	<b>3 446</b>	<b>17 233</b>	<b>72 630</b>	<b>327</b>	<b>214</b>	<b>52</b>	<b>30</b>	<b>15</b>	<b>8</b>	<b>7</b>	<b>1</b>	—	—	
561	Administrative & support services	3 181	15 470	64 434	310	206	46	30	14	7	6	1	—	—	
5611	Office administrative services	240	2 610	11 328	16	8	4	1	1	2	—	—	—	—	
56111	Office administrative services	240	2 610	11 328	16	8	4	1	1	2	—	—	—	—	
561110	Office administrative services	240	2 610	11 328	16	8	4	1	1	2	—	—	—	—	
5613	Employment services	1 133	5 601	18 366	27	14	1	3	3	2	3	1	—	—	
56132	Temporary help services	(G)	(D)	(D)	21	10	1	2	2	2	3	1	—	—	
5614	Business support services	176	954	3 501	20	9	6	3	2	—	—	—	—	—	
5616	Investigation & security services	444	1 345	6 015	23	14	1	3	2	1	2	—	—	—	
56161	Investigation, guard & armored car services	375	962	4 393	13	7	1	1	1	1	2	—	—	—	
561611	Investigation services	229	638	2 891	9	5	1	—	1	1	1	—	—	—	
561612	Security guards & patrol services	146	324	1 502	4	2	—	1	—	—	1	—	—	—	
5617	Services to buildings & dwellings	770	3 129	16 610	185	136	28	16	3	2	—	—	—	—	
56172	Janitorial services	258	809	3 608	59	43	9	4	2	1	—	—	—	—	
561720	Janitorial services	258	809	3 608	59	43	9	4	2	1	—	—	—	—	
56173	Landscaping services	413	1 761	10 435	102	78	14	8	1	1	—	—	—	—	
561730	Landscaping services	413	1 761	10 435	102	78	14	8	1	1	—	—	—	—	
5619	Other support services	333	1 423	5 856	19	12	2	1	3	—	1	—	—	—	
56199	All other support services	277	867	3 415	14	10	1	1	1	—	1	—	—	—	
561990	All other support services	277	867	3 415	14	10	1	1	1	—	1	—	—	—	
562	Waste management & remediation services	265	1 763	8 196	17	8	6	—	1	1	1	—	—	—	
5621	Waste collection	162	1 053	5 529	10	5	3	—	1	—	1	—	—	—	
56211	Waste collection	162	1 053	5 529	10	5	3	—	1	—	1	—	—	—	
<b>61</b>	<b>Educational services</b>	<b>618</b>	<b>2 906</b>	<b>11 751</b>	<b>43</b>	<b>30</b>	<b>1</b>	<b>1</b>	<b>7</b>	<b>3</b>	<b>1</b>	—	—	—	
611	Educational services	618	2 906	11 751	43	30	1	1	7	3	1	—	—	—	
6111	Elementary & secondary schools	456	2 574	10 040	11	3	1	—	3	3	1	—	—	—	
61111	Elementary & secondary schools	456	2 574	10 040	11	3	1	—	3	3	1	—	—	—	
611110	Elementary & secondary schools	456	2 574	10 040	11	3	1	—	3	3	1	—	—	—	
<b>62</b>	<b>Health care and social assistance</b>	<b>6 503</b>	<b>43 393</b>	<b>183 641</b>	<b>434</b>	<b>206</b>	<b>113</b>	<b>63</b>	<b>39</b>	<b>4</b>	<b>6</b>	<b>1</b>	<b>1</b>	<b>1</b>	
621	Ambulatory health care services	2 600	21 101	91 430	327	166	89	43	26	2	1	—	—	—	
6211	Offices of physicians	1 026	11 259	48 384	137	76	31	14	15	1	—	—	—	—	
62111	Offices of physicians	1 026	11 259	48 384	137	76	31	14	15	1	—	—	—	—	
621111	Offices of physicians (exc mental health)	1 006	11 110	47 807	132	74	28	14	15	1	—	—	—	—	
6212	Offices of dentists	595	3 650	17 435	85	29	39	15	2	—	—	—	—	—	
62121	Offices of dentists	595	3 650	17 435	85	29	39	15	2	—	—	—	—	—	
621210	Offices of dentists	595	3 650	17 435	85	29	39	15	2	—	—	—	—	—	
6213	Offices of other health practitioners	415	2 800	11 803	65	42	12	7	4	—	—	—	—	—	
62132	Offices of optometrists	133	1 362	5 471	12	5	3	2	2	—	—	—	—	—	
621320	Offices of optometrists	133	1 362	5 471	12	5	3	2	2	—	—	—	—	—	
62134	Offices of PT, OT, speech therapy & audiology	144	782	3 297	16	9	2	3	2	—	—	—	—	—	
621340	Offices of PT, OT, speech therapy & audiology	144	782	3 297	16	9	2	3	2	—	—	—	—	—	
6214	Outpatient care centers	127	1 034	4 026	16	7	3	5	1	—	—	—	—	—	
6215	Medical & diagnostic laboratories	116	956	3 574	9	5	1	1	2	—	—	—	—	—	
62151	Medical & diagnostic laboratories	116	956	3 574	9	5	1	1	2	—	—	—	—	—	
6216	Home health care services	295	1 344	5 952	11	4	3	1	1	1	1	—	—	—	
62161	Home health care services	295	1 344	5 952	11	4	3	1	1	1	1	—	—	—	
621610	Home health care services	295	1 344	5 952	11	4	3	1	1	1	1	—	—	—	
622	Hospitals	(G)	(D)	(D)	3	—	—	—	1	—	—	—	1	1	
6221	General medical & surgical hospitals	(G)	(D)	(D)	2	—	—	—	—	—	—	—	—	1	
62211	General medical & surgical hospitals	(G)	(D)	(D)	2	—	—	—	—	—	—	—	—	1	
623	Nursing & residential care facilities	1 083	5 878	22 666	36	10	13	5	3	1	3	1	—	—	
6231	Nursing care facilities	(E)	(D)	(D)	2	—	—	—	—	—	2	—	—	—	
62311	Nursing care facilities	(E)	(D)	(D)	2	—	—	—	—	—	2	—	—	—	
6232	Residential mental retardation, health facil	619	2 793	9 544	18	2	9	3	2	—	1	1	—	—	
62321	Residential mental retardation facilities	(E)	(D)	(D)	12	2	7	1	1	—	—	1	—	—	
62322	Residential mental health, subst abuse facil	(C)	(D)	(D)	6	—	2	2	1	—	1	—	—	—	
6233	Community care facilities for the elderly	(C)	(D)	(D)	13	8	2	2	—	1	—	—	—	—	
62331	Community care facilities for the elderly	(C)	(D)	(D)	13	8	2	2	—	1	—	—	—	—	
624	Social assistance	(G)	(D)	(D)	68	30	11	15	9	1	2	—	—	—	
6241	Individual & family services	397	1 824	6 997	22	11	6	2	2	—	1	—	—	—	
62412	Services for elderly & disabled persons	314	1 377	5 093	8	3	2	1	1	—	1	—	—	—	
624120	Services for elderly & disabled persons	314	1 377	5 093	8	3	2	1	1	—	1	—	—	—	
6244	Child day care services	496	1 622	7 489	34	11	4	11	7	—	1	—	—	—	
62441	Child day care services	496	1 622	7 489	34	11	4	11	7	—	1	—	—	—	
624410	Child day care services	496	1 622	7 489	34	11	4	11	7	—	1	—	—	—	
<b>71</b>	<b>Arts, entertainment &amp; recreation</b>	<b>1 159</b>	<b>2 986</b>	<b>14 589</b>	<b>60</b>	<b>34</b>	<b>7</b>	<b>6</b>	<b>6</b>	<b>5</b>	<b>1</b>	<b>1</b>	—	—	
713	Amusement, gambling & recreation industries	1 096	2 681	13 391	42	19	6	4	6	5	1	1	—	—	
7139	Other amusement & recreation industries	(G)	(D)	(D)	41	18	6	4	6	5	1	1	—	—	
71391	Golf courses & country clubs	404	1 237	6 541	7	—	—	1	3	2	1	—	—	—	
713910	Golf courses & country clubs	404	1 237	6 541	7	—	—	1	3	2	1	—	—	—	
71394	Fitness & recreational sports centers	537	1 093	5 323	17	10	2	1	—	3	—	1	—	—	
713940	Fitness & recreational sports centers	537	1 093	5 323	17	10	2	1	—	3	—	1	—	—	

See footnotes at end of table.

**Table 6. Counties—Employees, Payroll, and Establishments by Industry: 2001—Con.**

[Excludes most government employees, railroad employees, and self-employed persons. Size class 1 to 4 includes establishments with payroll, but no employees, during mid-March pay period. (D) denotes figures withheld to avoid disclosing data for individual companies; the data are included in broader industry totals. Detailed industries with 100 or more employees are shown if industry was not a (D). For explanation of terms, abbreviations, and data reliability/comparability, see introductory text]

NAICS code	Industry	Number of employees for week including March 12	Payroll (\$1,000)		Total number of establishments	Number of establishments by employment-size class								
			First quarter	Annual		1 to 4	5 to 9	10 to 19	20 to 49	50 to 99	100 to 249	250 to 499	500 to 999	1,000 or more
<b>HARFORD—Con.</b>														
<b>72</b>	<b>Accommodation &amp; food services</b> .....	<b>6 105</b>	<b>15 227</b>	<b>66 917</b>	<b>309</b>	<b>100</b>	<b>41</b>	<b>48</b>	<b>92</b>	<b>25</b>	<b>2</b>	<b>1</b>	—	—
721	Accommodation .....	355	1 070	5 498	32	14	5	7	5	1	—	—	—	—
7211	Traveler accommodation .....	320	947	4 669	25	10	3	6	5	1	—	—	—	—
72111	Hotels (exc casino hotels) & motels .....	320	947	4 669	25	10	3	6	5	1	—	—	—	—
721110	Hotels (exc casino hotels) & motels .....	320	947	4 669	25	10	3	6	5	1	—	—	—	—
722	Food services & drinking places .....	5 750	14 157	61 419	277	86	36	41	87	24	2	1	—	—
7221	Full-service restaurants .....	3 020	7 813	33 357	110	23	14	10	46	15	2	—	—	—
72211	Full-service restaurants .....	3 020	7 813	33 357	110	23	14	10	46	15	2	—	—	—
722110	Full-service restaurants .....	3 020	7 813	33 357	110	23	14	10	46	15	2	—	—	—
7222	Limited-service eating places .....	2 230	4 978	22 117	139	48	16	28	38	9	—	—	—	—
72221	Limited-service eating places .....	2 230	4 978	22 117	139	48	16	28	38	9	—	—	—	—
722211	Limited-service restaurants .....	2 079	4 607	20 399	118	37	13	23	36	9	—	—	—	—
7223	Special food services .....	446	1 266	5 443	17	9	3	1	3	—	—	1	—	—
72231	Food service contractors .....	355	1 035	4 394	7	2	2	1	1	—	—	1	—	—
722310	Food service contractors .....	355	1 035	4 394	7	2	2	1	1	—	—	1	—	—
<b>81</b>	<b>Other services (except public administration)</b> .....	<b>3 106</b>	<b>13 407</b>	<b>56 434</b>	<b>498</b>	<b>290</b>	<b>113</b>	<b>61</b>	<b>30</b>	<b>4</b>	—	—	—	—
811	Repair & maintenance .....	1 017	6 205	26 052	187	113	40	24	10	—	—	—	—	—
8111	Automotive repair & maintenance .....	765	4 589	19 137	130	71	34	16	9	—	—	—	—	—
81111	Automotive mechanical & electrical R&M .....	314	2 004	8 248	73	47	18	6	2	—	—	—	—	—
811111	General automotive repair .....	255	1 575	6 686	60	37	16	6	1	—	—	—	—	—
811112	Automotive body, paint, interior & glass repair .....	290	2 071	8 136	34	11	13	5	5	—	—	—	—	—
811121	Automotive body, paint & interior R&M .....	268	1 849	7 263	29	9	10	5	5	—	—	—	—	—
81119	Other automotive R&M .....	161	514	2 753	23	13	3	5	2	—	—	—	—	—
8112	Electronic & precision equipment R&M .....	100	715	3 022	15	8	3	3	1	—	—	—	—	—
81121	Electronic & precision equipment R&M .....	100	715	3 022	15	8	3	3	1	—	—	—	—	—
8113	Commercial equipment (exc auto & elec) R&M .....	105	681	2 880	19	12	2	5	—	—	—	—	—	—
81131	Commercial equipment (exc auto & elec) R&M .....	105	681	2 880	19	12	2	5	—	—	—	—	—	—
811310	Commercial equipment (exc auto & elec) R&M .....	105	681	2 880	19	12	2	5	—	—	—	—	—	—
812	Personal & laundry services .....	1 013	3 420	14 509	162	98	30	23	10	1	—	—	—	—
8121	Personal care services .....	651	2 211	9 509	93	49	20	17	7	—	—	—	—	—
81211	Hair, nail & skin care services .....	574	2 010	8 659	80	41	18	15	6	—	—	—	—	—
812112	Beauty salons .....	546	1 870	8 050	76	39	17	14	6	—	—	—	—	—
8122	Death care services .....	148	606	2 494	12	4	4	1	2	1	—	—	—	—
8123	Drycleaning & laundry services .....	127	319	1 227	35	30	1	4	—	—	—	—	—	—
81232	Drycleaning & laundry services (exc coin-op) .....	117	279	1 057	29	24	1	4	—	—	—	—	—	—
812320	Drycleaning & laundry services (exc coin-op) .....	117	279	1 057	29	24	1	4	—	—	—	—	—	—
813	Religious, grantmaking, civic, prof & like organizations .....	1 076	3 782	15 873	149	79	43	14	10	3	—	—	—	—
8131	Religious organizations .....	752	2 520	10 488	92	47	27	8	8	2	—	—	—	—
81311	Religious organizations .....	752	2 520	10 488	92	47	27	8	8	2	—	—	—	—
813110	Religious organizations .....	752	2 520	10 488	92	47	27	8	8	2	—	—	—	—
8134	Civic & social organizations .....	178	371	1 685	25	11	7	5	2	—	—	—	—	—
81341	Civic & social organizations .....	178	371	1 685	25	11	7	5	2	—	—	—	—	—
813410	Civic & social organizations .....	178	371	1 685	25	11	7	5	2	—	—	—	—	—
<b>95</b>	<b>Auxiliaries (exc corporate, subsidiary &amp; regional mgt)</b> .....	<b>2 434</b>	<b>15 513</b>	<b>77 620</b>	<b>10</b>	<b>2</b>	—	—	<b>1</b>	<b>1</b>	<b>3</b>	<b>2</b>	—	<b>1</b>
<b>99</b>	<b>Unclassified establishments</b> .....	<b>(B)</b>	<b>(D)</b>	<b>(D)</b>	<b>27</b>	<b>25</b>	<b>1</b>	<b>1</b>	—	—	—	—	—	—
<b>HOWARD</b>														
	<b>Total</b> .....	<b>139 779</b>	<b>1 400 631</b>	<b>5 681 344</b>	<b>7 373</b>	<b>3 736</b>	<b>1 343</b>	<b>1 012</b>	<b>736</b>	<b>283</b>	<b>190</b>	<b>49</b>	<b>17</b>	<b>7</b>
<b>11</b>	<b>Forestry, fishing, hunting, and agriculture support</b> .....	<b>61</b>	<b>377</b>	<b>1 475</b>	<b>15</b>	<b>12</b>	<b>1</b>	<b>1</b>	<b>1</b>	—	—	—	—	—
<b>21</b>	<b>Mining</b> .....	<b>(B)</b>	<b>(D)</b>	<b>(D)</b>	<b>2</b>	<b>1</b>	—	—	<b>1</b>	—	—	—	—	—
<b>22</b>	<b>Utilities</b> .....	<b>(C)</b>	<b>(D)</b>	<b>(D)</b>	<b>2</b>	<b>1</b>	—	—	—	—	<b>1</b>	—	—	—
221	Utilities .....	(C)	(D)	(D)	2	1	—	—	—	—	1	—	—	—
2211	Elec pwr generation, transmsn & distribution .....	(C)	(D)	(D)	1	—	—	—	—	—	1	—	—	—
22112	Electric pwr transmsn, control & distribution .....	(C)	(D)	(D)	1	—	—	—	—	—	1	—	—	—
<b>23</b>	<b>Construction</b> .....	<b>10 475</b>	<b>99 091</b>	<b>432 023</b>	<b>795</b>	<b>441</b>	<b>147</b>	<b>96</b>	<b>65</b>	<b>33</b>	<b>8</b>	<b>4</b>	<b>1</b>	—
233	Building, developing & general contracting .....	2 072	25 398	105 353	276	185	45	29	8	8	1	—	—	—
2331	Land subdivision & land development .....	227	4 700	15 502	30	17	8	4	—	1	—	—	—	—
23311	Land subdivision & land development .....	227	4 700	15 502	30	17	8	4	—	1	—	—	—	—
233110	Land subdivision & land development .....	227	4 700	15 502	30	17	8	4	—	1	—	—	—	—
2332	Residential building construction .....	1 311	14 084	59 331	194	142	25	16	6	4	1	—	—	—
23321	Single-family housing construction .....	1 242	13 248	55 870	184	137	23	14	5	4	1	—	—	—
233210	Single-family housing construction .....	1 242	13 248	55 870	184	137	23	14	5	4	1	—	—	—
2333	Nonresidential building construction .....	534	6 614	30 520	52	26	12	3	—	—	—	—	—	—
23332	Commercial & institutional bldg construction .....	523	6 492	29 934	48	23	11	9	2	3	—	—	—	—
233320	Commercial & institutional bldg construction .....	523	6 492	29 934	48	23	11	9	2	3	—	—	—	—

See footnotes at end of table.



**Table 6. Counties—Employees, Payroll, and Establishments by Industry: 2001—Con.**

[Excludes most government employees, railroad employees, and self-employed persons. Size class 1 to 4 includes establishments with payroll, but no employees, during mid-March pay period. (D) denotes figures withheld to avoid disclosing data for individual companies; the data are included in broader industry totals. Detailed industries with 100 or more employees are shown if industry was not a (D). For explanation of terms, abbreviations, and data reliability/comparability, see introductory text]

NAICS code	Industry	Number of employees for week including March 12	Payroll (\$1,000)		Total number of establishments	Number of establishments by employment-size class									
			First quarter	Annual		1 to 4	5 to 9	10 to 19	20 to 49	50 to 99	100 to 249	250 to 499	500 to 999	1,000 or more	
<b>HOWARD—Con.</b>															
<b>23</b>	<b>Construction—Con.</b>														
234	Heavy construction .....	1 583	13 914	68 297	40	12	7	9	6	3	1	1	1	—	
2341	Highway, street, bridge & tunnel construction ...	1 091	9 697	45 993	12	5	1	2	1	—	1	1	1	—	
23411	Highway & street construction .....	(F)	(D)	(D)	11	5	1	2	1	—	1	—	1	—	
23412	Bridge & tunnel construction .....	(E)	(D)	(D)	1	—	—	—	—	—	—	1	—	—	
2349	Other heavy construction .....	492	4 217	22 304	28	7	6	7	5	3	—	—	—	—	
23491	Water, sewer & pipeline construction .....	290	2 506	13 573	10	1	2	4	—	3	—	—	—	—	
234910	Water, sewer & pipeline construction .....	290	2 506	13 573	10	1	2	4	—	3	—	—	—	—	
23499	All other heavy construction .....	(C)	(D)	(D)	15	5	3	3	4	—	—	—	—	—	
235	Special trade contractors .....	6 820	59 779	258 373	479	244	95	58	51	22	6	3	—	—	
2351	Plumbing, heating & AC contractor .....	1 582	13 691	58 235	101	49	23	12	12	2	2	1	—	—	
23511	Plumbing, heating & AC contractor .....	1 582	13 691	58 235	101	49	23	12	12	2	2	1	—	—	
235110	Plumbing, heating & AC contractor .....	1 582	13 691	58 235	101	49	23	12	12	2	2	1	—	—	
2352	Painting & wall covering contractors .....	205	1 307	5 916	44	30	8	3	3	—	—	—	—	—	
23521	Painting & wall covering contractors .....	205	1 307	5 916	44	30	8	3	3	—	—	—	—	—	
235210	Painting & wall covering contractors .....	205	1 307	5 916	44	30	8	3	3	—	—	—	—	—	
2353	Electrical contractors .....	1 943	21 472	86 378	83	42	14	7	9	6	4	1	—	—	
23531	Electrical contractors .....	1 943	21 472	86 378	83	42	14	7	9	6	4	1	—	—	
235310	Electrical contractors .....	1 943	21 472	86 378	83	42	14	7	9	6	4	1	—	—	
2354	Masonry, drywall, insulation, tile contractors ....	321	2 059	9 700	37	15	7	2	1	—	—	—	—	—	
23541	Masonry & stone contractors .....	122	738	3 040	15	6	5	3	1	—	—	—	—	—	
235410	Masonry & stone contractors .....	122	738	3 040	15	6	5	3	1	—	—	—	—	—	
23542	Drywall, acoustical & insulation contractors ....	161	1 081	5 385	15	6	4	3	1	1	—	—	—	—	
235420	Drywall, acoustical & insulation contractors ....	161	1 081	5 385	15	6	4	3	1	1	—	—	—	—	
2355	Carpentry & floor contractors .....	549	4 422	22 180	58	31	12	6	7	2	—	—	—	—	
23551	Carpentry contractors .....	290	2 068	10 005	36	20	7	4	4	1	—	—	—	—	
235510	Carpentry contractors .....	290	2 068	10 005	36	20	7	4	4	1	—	—	—	—	
23552	Floor laying & other floor contractors .....	259	2 354	12 175	22	11	5	2	3	1	—	—	—	—	
235520	Floor laying & other floor contractors .....	259	2 354	12 175	22	11	5	2	3	1	—	—	—	—	
2356	Roofing, siding, & sheet metal contractors .....	310	2 558	11 757	21	12	2	1	3	3	—	—	—	—	
23561	Roofing, siding, & sheet metal contractors .....	310	2 558	11 757	21	12	2	1	3	3	—	—	—	—	
235610	Roofing, siding, & sheet metal contractors .....	310	2 558	11 757	21	12	2	1	3	3	—	—	—	—	
2357	Concrete contractors .....	772	5 154	23 709	41	12	10	5	10	4	—	—	—	—	
23571	Concrete contractors .....	772	5 154	23 709	41	12	10	5	10	4	—	—	—	—	
235710	Concrete contractors .....	772	5 154	23 709	41	12	10	5	10	4	—	—	—	—	
2359	Other special trade contractors .....	1 127	9 016	40 094	91	51	13	17	5	4	—	1	—	—	
23593	Excavation contractors .....	298	2 540	13 224	39	29	4	3	1	2	—	—	—	—	
235930	Excavation contractors .....	298	2 540	13 224	39	29	4	3	1	2	—	—	—	—	
23599	All other special trade contractors .....	636	4 220	18 342	39	17	8	9	3	1	—	1	—	—	
235990	All other special trade contractors .....	636	4 220	18 342	39	17	8	9	3	1	—	1	—	—	
<b>31-33</b>	<b>Manufacturing .....</b>														
311	Food mfg .....	612	5 936	21 531	20	4	5	5	2	2	—	—	—	—	
3115	Dairy product mfg .....	274	2 917	10 536	4	—	1	—	1	1	—	—	—	—	
31152	Ice cream & frozen dessert mfg .....	(C)	(D)	(D)	3	—	—	—	1	—	1	—	—	—	
3118	Bakeries & tortilla mfg .....	137	504	2 231	7	1	2	2	1	1	—	—	—	—	
31181	Bread & bakery product mfg .....	137	504	2 231	7	1	2	2	1	1	—	—	—	—	
3119	Other food mfg .....	(C)	(D)	(D)	4	1	—	2	—	—	1	—	—	—	
31194	Seasoning & dressing mfg .....	(C)	(D)	(D)	1	—	—	—	—	—	1	—	—	—	
321	Wood product mfg .....	129	1 045	2 586	9	6	—	—	2	1	—	—	—	—	
3219	Other wood product mfg .....	(C)	(D)	(D)	8	5	—	—	2	1	—	—	—	—	
323	Printing & related support activities .....	458	4 306	17 461	39	14	10	7	7	1	—	—	—	—	
3231	Printing & related support activities .....	458	4 306	17 461	39	14	10	7	7	1	—	—	—	—	
32311	Printing .....	(E)	(D)	(D)	32	11	9	5	6	1	—	—	—	—	
323110	Commercial lithographic printing .....	162	1 702	6 505	15	4	6	3	2	—	—	—	—	—	
324	Petroleum & coal products mfg .....	105	919	3 695	3	—	—	2	—	1	—	—	—	—	
3241	Petroleum & coal products mfg .....	105	919	3 695	3	—	—	2	—	1	—	—	—	—	
32412	Asphalt paving, roofing & saturated mat mfg ..	105	919	3 695	3	—	—	2	—	1	—	—	—	—	
325	Chemical mfg .....	334	3 239	16 209	14	2	4	4	2	1	—	—	—	—	
3254	Pharmaceutical & medicine mfg .....	166	1 396	5 903	4	1	—	2	—	—	1	—	—	—	
32541	Pharmaceutical & medicine mfg .....	166	1 396	5 903	4	1	—	2	—	—	1	—	—	—	
3259	Other chemical product & preparation mfg .....	133	1 559	6 035	4	—	—	1	2	1	—	—	—	—	
32591	Printing ink mfg .....	133	1 559	6 035	4	—	—	1	2	1	—	—	—	—	
325910	Printing ink mfg .....	133	1 559	6 035	4	—	—	1	2	1	—	—	—	—	
326	Plastics & rubber products mfg .....	345	3 048	9 999	6	1	—	2	2	—	1	—	—	—	
3261	Plastics product mfg .....	345	3 048	9 999	6	1	—	2	2	—	1	—	—	—	
32619	Other plastics product mfg .....	(E)	(D)	(D)	5	1	—	2	1	—	1	—	—	—	
327	Nonmetallic mineral product mfg .....	191	1 570	6 110	14	5	4	3	1	1	—	—	—	—	
3273	Cement & concrete product mfg .....	(C)	(D)	(D)	12	3	4	3	1	1	—	—	—	—	
32733	Concrete pipe, brick & block mfg .....	(C)	(D)	(D)	2	—	—	1	—	1	—	—	—	—	
332	Fabricated metal product mfg .....	873	8 634	30 514	25	8	2	4	6	3	1	1	—	—	
3323	Architectural & structural metals mfg .....	494	4 551	15 591	11	3	1	1	4	1	—	1	—	—	
33232	Ornamental & architectural metal prod mfg ...	411	3 898	12 985	8	2	1	1	2	1	—	1	—	—	
332322	Sheet metal work mfg .....	411	3 898	12 985	8	2	1	1	2	1	—	1	—	—	
3327	Mach shops, turn prod, screw, nut, bolt mfg ....	153	1 548	5 625	6	2	—	2	1	—	1	—	—	—	
33271	Machine shops .....	(C)	(D)	(D)	5	2	—	2	—	—	1	—	—	—	
3328	Coating, engrave, heat treating & oth activity ...	(C)	(D)	(D)	3	1	—	1	—	1	—	—	—	—	
33281	Coating, engrave, heat treating & oth activity ...	(C)	(D)	(D)	3	1	—	1	—	1	—	—	—	—	

See footnotes at end of table.

**Table 6. Counties—Employees, Payroll, and Establishments by Industry: 2001—Con.**

[Excludes most government employees, railroad employees, and self-employed persons. Size class 1 to 4 includes establishments with payroll, but no employees, during mid-March pay period. (D) denotes figures withheld to avoid disclosing data for individual companies; the data are included in broader industry totals. Detailed industries with 100 or more employees are shown if industry was not a (D). For explanation of terms, abbreviations, and data reliability/comparability, see introductory text]

NAICS code	Industry	Number of employees for week including March 12	Payroll (\$1,000)		Total number of establishments	Number of establishments by employment-size class																				
			First quarter	Annual		1 to 4	5 to 9	10 to 19	20 to 49	50 to 99	100 to 249	250 to 499	500 to 999	1,000 or more												
<b>HOWARD—Con.</b>																										
<b>31-33 Manufacturing—Con.</b>																										
333	Machinery mfg . . . . .	691	9 768	32 919	14	4	4	2	2	—	1	1	—	—												
3332	Industrial machinery mfg . . . . .	244	2 530	9 026	5	—	3	—	1	—	1	—	—													
33329	Other industrial machinery mfg . . . . .	244	2 530	9 026	5	—	3	—	1	—	1	—	—													
3334	HVAC & commercial refrigeration equipment mfg . . . . .	(E)	(D)	(D)	3	1	—	1	—	—	—	1	—													
33341	HVAC & commercial refrigeration equipment mfg . . . . .	(E)	(D)	(D)	3	1	—	1	—	—	—	1	—													
334	Computer & electronic product mfg . . . . .	3 589	63 505	270 111	47	7	6	9	14	5	4	—	1													
3341	Computer & peripheral equipment mfg . . . . .	268	3 651	15 664	9	1	1	2	3	2	—	—	—													
33411	Computer & peripheral equipment mfg . . . . .	268	3 651	15 664	9	1	1	2	3	2	—	—	—													
3342	Communications equipment mfg . . . . .	(G)	(D)	(D)	7	—	—	2	3	—	—	—	1													
33422	Radio, TV broadcast & wireless comm equip mfg . . . . .	(G)	(D)	(D)	4	—	—	1	1	—	—	—	1													
3344	Semiconductor & oth electronic component mfg . . . . .	634	9 759	37 166	16	1	1	4	6	2	2	—	—													
33441	Semiconductor & oth electronic component mfg . . . . .	634	9 759	37 166	16	1	1	4	6	2	2	—	—													
334413	Semiconductor & related device mfg . . . . .	237	3 442	14 299	5	—	—	1	3	—	1	—	—													
334419	Other electronic component mfg . . . . .	221	4 676	17 101	6	1	—	1	2	2	1	—	—													
3345	Nav, measuring, medical, control instruments mfg . . . . .	(F)	(D)	(D)	13	5	2	1	2	1	2	—	—													
33451	Nav, measuring, medical, control instruments mfg . . . . .	(F)	(D)	(D)	13	5	2	1	2	1	2	—	—													
335	Electrical equip, appliance & component mfg . . . . .	333	4 824	24 088	9	1	2	2	2	1	1	—	—													
3359	Other electrical equipment & component mfg . . . . .	229	3 861	20 137	4	1	—	1	—	1	1	—	—													
33592	Communication & energy wire & cable mfg . . . . .	(C)	(D)	(D)	2	—	—	—	—	1	1	—	—													
336	Transportation equipment mfg . . . . .	721	5 723	21 984	8	3	—	1	1	—	1	2	—													
3363	Motor vehicle parts mfg . . . . .	(E)	(D)	(D)	5	2	—	1	—	—	1	1	—													
33637	Motor vehicle metal stamping . . . . .	(C)	(D)	(D)	1	—	—	—	—	—	1	—	—													
33639	Other motor vehicle parts mfg . . . . .	(E)	(D)	(D)	2	—	—	1	—	—	—	1	—													
3364	Aerospace product & parts mfg . . . . .	(E)	(D)	(D)	1	—	—	—	—	—	—	1	—													
33641	Aerospace product & parts mfg . . . . .	(E)	(D)	(D)	1	—	—	—	—	—	—	1	—													
337	Furniture & related product mfg . . . . .	456	3 809	16 054	15	1	4	5	3	1	1	—	—													
3372	Office furniture (including fixtures) mfg . . . . .	190	1 471	6 156	7	—	2	1	3	1	—	—	—													
33721	Office furniture (including fixtures) mfg . . . . .	190	1 471	6 156	7	—	2	1	3	1	—	—	—													
3379	Other furniture related product mfg . . . . .	(C)	(D)	(D)	1	—	—	—	—	—	1	—	—													
33792	Blind & shade mfg . . . . .	(C)	(D)	(D)	1	—	—	—	—	—	1	—	—													
339	Miscellaneous mfg . . . . .	556	6 821	27 831	29	14	5	5	3	—	2	—	—													
3391	Medical equipment & supplies mfg . . . . .	291	4 674	19 656	14	10	—	2	1	—	1	—	—													
33911	Medical equipment & supplies mfg . . . . .	291	4 674	19 656	14	10	—	2	1	—	1	—	—													
3399	Other miscellaneous mfg . . . . .	265	2 147	8 175	15	4	5	3	2	—	1	—	—													
33993	Doll, toy & game mfg . . . . .	(C)	(D)	(D)	2	1	—	—	—	—	1	—	—													
<b>42</b>	<b>Wholesale trade . . . . .</b>	<b>13 797</b>	<b>163 187</b>	<b>665 994</b>	<b>600</b>	<b>223</b>	<b>121</b>	<b>109</b>	<b>82</b>	<b>32</b>	<b>28</b>	<b>4</b>	<b>1</b>													
421	Wholesale trade, durable goods . . . . .	6 860	93 075	371 859	393	154	84	79	46	19	9	2	—													
4211	Motor vehicle, motor vehicle pt & supply whsle . . . . .	507	4 562	16 017	20	8	4	3	3	1	—	1	—													
42111	Automobile & other motor vehicle whsle . . . . .	339	3 367	11 431	5	1	—	2	1	—	—	1	—													
421110	Automobile & other motor vehicle whsle . . . . .	339	3 367	11 431	5	1	—	2	1	—	—	1	—													
42112	Motor vehicle supplies & new parts whsle . . . . .	(C)	(D)	(D)	13	6	3	1	2	1	—	—	—													
4212	Furniture & home furnishing whsle . . . . .	657	8 581	34 755	26	12	4	5	2	1	2	—	—													
42121	Furniture whsle . . . . .	348	5 440	20 903	13	7	3	1	—	1	1	—	—													
421210	Furniture whsle . . . . .	348	5 440	20 903	13	7	3	1	—	1	1	—	—													
42122	Home furnishing whsle . . . . .	309	3 141	13 852	13	5	1	4	2	—	1	—	—													
421220	Home furnishing whsle . . . . .	309	3 141	13 852	13	5	1	4	2	—	1	—	—													
4213	Lumber & other construction materials whsle . . . . .	425	4 472	16 751	23	8	4	3	5	3	—	—	—													
42131	Lumber, plywood, millwork & wood panel whsle . . . . .	293	2 955	11 493	12	2	2	2	4	2	—	—	—													
421310	Lumber, plywood, millwork & wood panel whsle . . . . .	293	2 955	11 493	12	2	2	2	4	2	—	—	—													
42139	Other construction material whsle . . . . .	(C)	(D)	(D)	8	3	2	1	1	1	—	—	—													
4214	Professional & commercial equip & supp whsle . . . . .	1 966	25 517	106 429	97	45	19	18	6	4	4	1	—													
42143	Computer & peripheral equip & software whsle . . . . .	273	7 107	26 816	34	16	9	7	1	1	—	—	—													
421430	Computer & peripheral equip & software whsle . . . . .	273	7 107	26 816	34	16	9	7	1	1	—	—	—													
42145	Medical, dental, hospital equip & supp whsle . . . . .	1 348	14 265	61 830	37	17	5	5	3	3	3	1	—													
421450	Medical, dental, hospital equip & supp whsle . . . . .	1 348	14 265	61 830	37	17	5	5	3	3	3	1	—													
42149	Oth professional equipment & supplies whsle . . . . .	185	2 430	10 553	8	4	1	2	—	—	1	—	—													
421490	Oth professional equipment & supplies whsle . . . . .	185	2 430	10 553	8	4	1	2	—	—	1	—	—													
4215	Metal & mineral (except petroleum) whsle . . . . .	167	2 191	8 915	15	9	1	2	3	—	—	—	—													
42151	Metal service centers & offices whsle . . . . .	(C)	(D)	(D)	13	8	1	1	3	—	—	—	—													
4216	Electrical goods whsle . . . . .	1 452	25 702	103 218	90	30	28	13	12	5	2	—	—													
42161	Elec equip, wiring supp, const material whsle . . . . .	320	4 609	20 830	28	9	10	3	6	—	—	—	—													
421610	Elec equip, wiring supp, const material whsle . . . . .	320	4 609	20 830	28	9	10	3	6	—	—	—	—													
42162	Electric appliance, TV, radio set whsle . . . . .	199	1 938	7 862	7	1	2	1	1	2	—	—	—													
421620	Electric appliance, TV, radio set whsle . . . . .	199	1 938	7 862	7	1	2	1	1	2	—	—	—													
42169	Other electronic parts & equipment whsle . . . . .	933	19 155	74 526	55	20	16	9	5	3	2	—	—													
421690	Other electronic parts & equipment whsle . . . . .	933	19 155	74 526	55	20	16	9	5	3	2	—	—													

See footnotes at end of table.

**Table 6. Counties—Employees, Payroll, and Establishments by Industry: 2001—Con.**

[Excludes most government employees, railroad employees, and self-employed persons. Size class 1 to 4 includes establishments with payroll, but no employees, during mid-March pay period. (D) denotes figures withheld to avoid disclosing data for individual companies; the data are included in broader industry totals. Detailed industries with 100 or more employees are shown if industry was not a (D). For explanation of terms, abbreviations, and data reliability/comparability, see introductory text]

NAICS code	Industry	Number of employees for week including March 12	Payroll (\$1,000)		Total number of establishments	Number of establishments by employment-size class																				
			First quarter	Annual		1 to 4	5 to 9	10 to 19	20 to 49	50 to 99	100 to 249	250 to 499	500 to 999	1,000 or more												
<b>HOWARD—Con.</b>																										
<b>42 Wholesale trade—Con.</b>																										
421	Wholesale trade, durable goods—Con.																									
4217	Hardware, plumb & heating equip & sup whsle . . .	287	3 483	11 592	27	8	8	8	3	—	—	—	—	—	—	—	—	—	—	—	—					
42173	Warm air heating & AC equip & supplies whsle . . .	112	1 300	3 764	11	2	3	5	1	—	—	—	—	—	—	—	—	—	—	—	—					
421730	Warm air heating & AC equip & supplies whsle . . .	112	1 300	3 764	11	2	3	5	1	—	—	—	—	—	—	—	—	—	—	—	—					
4218	Machinery, equipment & supplies whsle . . . . .	1 053	15 049	59 623	66	21	14	17	9	4	1	—	—	—	—	—	—	—	—	—	—					
42181	Const & mining (exc petroleum) equip whsle . . .	179	2 623	9 228	8	1	—	3	4	—	—	—	—	—	—	—	—	—	—	—	—					
421810	Const & mining (exc petroleum) equip whsle . . . . .	179	2 623	9 228	8	1	—	3	4	—	—	—	—	—	—	—	—	—	—	—	—					
42183	Industrial machinery & equipment whsle . . . . .	686	9 773	39 877	32	10	5	8	4	4	1	—	—	—	—	—	—	—	—	—	—					
421830	Industrial machinery & equipment whsle . . . . .	686	9 773	39 877	32	10	5	8	4	4	1	—	—	—	—	—	—	—	—	—	—					
4219	Miscellaneous durable goods whsle . . . . .	346	3 518	14 559	29	13	2	10	3	1	—	—	—	—	—	—	—	—	—	—	—					
42199	Other miscellaneous durable goods whsle . . . . .	201	1 784	7 630	17	9	—	6	1	1	—	—	—	—	—	—	—	—	—	—	—					
421990	Other miscellaneous durable goods whsle . . . . .	201	1 784	7 630	17	9	—	6	1	1	—	—	—	—	—	—	—	—	—	—	—					
422	Wholesale trade, nondurable goods . . . . .	6 937	70 112	294 135	207	69	37	30	36	13	19	2	1	—	—	—	—	—	—	—	—					
4221	Paper & paper product whsle . . . . .	968	11 278	46 479	19	4	3	3	2	4	2	1	—	—	—	—	—	—	—	—	—					
42211	Printing & writing paper whsle . . . . .	203	3 206	13 430	5	1	1	—	1	2	—	—	—	—	—	—	—	—	—	—	—					
422110	Printing & writing paper whsle . . . . .	203	3 206	13 430	5	1	1	—	1	2	—	—	—	—	—	—	—	—	—	—	—					
42212	Stationery & office supplies whsle . . . . .	425	4 701	18 700	9	3	2	2	—	1	1	—	—	—	—	—	—	—	—	—	—					
422120	Stationery & office supplies whsle . . . . .	425	4 701	18 700	9	3	2	2	—	1	1	—	—	—	—	—	—	—	—	—	—					
42213	Industrial & personal service paper whsle . . . . .	340	3 371	14 349	5	—	—	1	2	1	—	—	—	—	—	—	—	—	—	—	—					
422130	Industrial & personal service paper whsle . . . . .	340	3 371	14 349	5	—	—	1	2	1	—	—	—	—	—	—	—	—	—	—	—					
4223	Apparel, piece goods & notions whsle . . . . .	115	1 421	5 387	12	4	3	3	2	—	—	—	—	—	—	—	—	—	—	—	—					
4224	Grocery & related product whsle . . . . .	4 619	45 270	193 412	98	23	15	15	22	7	14	1	1	—	—	—	—	—	—	—	—					
42241	General line grocery whsle . . . . .	1 531	17 994	74 073	10	—	—	2	2	1	4	—	—	—	—	—	—	—	—	—	—					
422410	General line grocery whsle . . . . .	1 531	17 994	74 073	10	—	—	2	2	1	4	—	—	—	—	—	—	—	—	—	—					
42242	Packaged frozen food whsle . . . . .	216	2 104	8 549	13	4	3	1	5	—	—	—	—	—	—	—	—	—	—	—	—					
422420	Packaged frozen food whsle . . . . .	216	2 104	8 549	13	4	3	1	5	—	—	—	—	—	—	—	—	—	—	—	—					
42243	Dairy product (exc dried or canned) whsle . . . . .	371	3 455	15 435	5	1	—	—	1	1	2	—	—	—	—	—	—	—	—	—	—					
422430	Dairy product (exc dried or canned) whsle . . . . .	371	3 455	15 435	5	1	—	—	1	1	2	—	—	—	—	—	—	—	—	—	—					
42245	Confectionery whsle . . . . . (E)	(D)	(D)	(D)	4	2	—	—	1	—	—	—	—	—	—	—	—	—	—	—	—					
42246	Fish & seafood whsle . . . . .	247	2 456	11 590	9	2	—	1	5	1	—	—	—	—	—	—	—	—	—	—	—					
422460	Fish & seafood whsle . . . . .	247	2 456	11 590	9	2	—	1	5	1	—	—	—	—	—	—	—	—	—	—	—					
42247	Meat & meat product whsle . . . . . (C)	(D)	(D)	(D)	3	—	—	1	—	1	—	—	—	—	—	—	—	—	—	—	—					
42248	Fresh fruit & vegetable whsle . . . . .	894	7 642	34 324	28	7	7	4	5	2	3	—	—	—	—	—	—	—	—	—	—					
422480	Fresh fruit & vegetable whsle . . . . .	894	7 642	34 324	28	7	7	4	5	2	3	—	—	—	—	—	—	—	—	—	—					
42249	Other grocery & related products whsle . . . . .	809	8 235	33 133	26	7	4	7	2	2	4	—	—	—	—	—	—	—	—	—	—					
422490	Other grocery & related products whsle . . . . .	809	8 235	33 133	26	7	4	7	2	2	4	—	—	—	—	—	—	—	—	—	—					
4226	Chemical & allied products whsle . . . . .	242	3 451	11 177	23	12	5	1	5	—	—	—	—	—	—	—	—	—	—	—	—					
42261	Plastics materials & basic forms, shapes whsle . . . . .	105	1 659	4 890	7	3	1	—	3	—	—	—	—	—	—	—	—	—	—	—	—					
422610	Plastics materials & basic forms, shapes whsle . . . . .	105	1 659	4 890	7	3	1	—	3	—	—	—	—	—	—	—	—	—	—	—	—					
42269	Other chemical & allied products whsle . . . . .	137	1 792	6 287	16	9	4	1	2	—	—	—	—	—	—	—	—	—	—	—	—					
422690	Other chemical & allied products whsle . . . . .	137	1 792	6 287	16	9	4	1	2	—	—	—	—	—	—	—	—	—	—	—	—					
4228	Beer, wine, distilled alcoholic beverage whsle . . . . .	398	4 602	19 597	11	4	2	1	3	—	1	—	—	—	—	—	—	—	—	—	—					
42282	Wine & distilled alcoholic beverage whsle . . . . . (E)	(D)	(D)	(D)	3	2	—	—	3	—	1	—	—	—	—	—	—	—	—	—	—					
4229	Miscellaneous nondurable goods whsle . . . . .	494	3 033	14 040	31	17	5	4	1	2	2	—	—	—	—	—	—	—	—	—	—					
42293	Flower, nursery stock, florists' supplies whsle . . . . .	281	1 333	6 711	5	2	—	—	—	1	2	—	—	—	—	—	—	—	—	—	—					
422930	Flower, nursery stock, florists' supplies whsle . . . . .	281	1 333	6 711	5	2	—	—	—	1	2	—	—	—	—	—	—	—	—	—	—					
<b>44-45</b>	<b>Retail trade . . . . .</b>	<b>14 587</b>	<b>79 080</b>	<b>330 429</b>	<b>837</b>	<b>325</b>	<b>205</b>	<b>158</b>	<b>87</b>	<b>32</b>	<b>27</b>	<b>2</b>	<b>1</b>	—	—	—	—	—	—	—	—					
441	Motor vehicle & parts dealers . . . . .	1 706	16 246	71 254	63	18	12	13	8	8	4	—	—	—	—	—	—	—	—	—	—					
4411	Automobile dealers . . . . . (G)	(D)	(D)	(D)	27	8	3	—	4	8	4	—	—	—	—	—	—	—	—	—	—					
44111	New car dealers . . . . .	1 152	10 644	48 323	18	1	2	—	4	8	3	—	—	—	—	—	—	—	—	—	—					
441110	New car dealers . . . . .	1 152	10 644	48 323	18	1	2	—	4	8	3	—	—	—	—	—	—	—	—	—	—					
44112	Used car dealers . . . . . (C)	(D)	(D)	(D)	9	7	1	—	—	—	1	—	—	—	—	—	—	—	—	—	—					
4413	Automotive parts, accessories & tire stores . . . . .	276	1 791	7 261	31	8	9	11	3	—	—	—	—	—	—	—	—	—	—	—	—					
44131	Automotive parts, accessories & tire stores . . . . .	137	743	3 119	19	7	6	5	1	—	—	—	—	—	—	—	—	—	—	—	—					
441310	Automotive parts, accessories & tire stores . . . . .	137	743	3 119	19	7	6	5	1	—	—	—	—	—	—	—	—	—	—	—	—					
44132	Tire dealers . . . . .	139	1 048	4 142	12	1	3	6	2	—	—	—	—	—	—	—	—	—	—	—	—					
441320	Tire dealers . . . . .	139	1 048	4 142	12	1	3	6	2	—	—	—	—	—	—	—	—	—	—	—	—					
442	Furniture & home furnishing stores . . . . .	717	3 303	14 137	64	29	14	13	7	—	1	—	—	—	—	—	—	—	—	—	—					
4421	Furniture stores . . . . .	244	1 683	7 750	26	13	4	5	4	—	—	—	—	—	—	—	—	—	—	—	—					
44211	Furniture stores . . . . .	244	1 683	7 750	26	13	4	5	4	—	—	—	—	—	—	—	—	—	—	—	—					
442110	Furniture stores . . . . .	244	1 683	7 750	26	13	4	5	4	—	—	—	—	—	—	—	—	—	—	—	—					
4422	Home furnishings stores . . . . .	473	1 620	6 387	38	16	10	8	3	—	1	—	—	—	—	—	—	—	—	—	—					
44229	Other home furnishings stores . .																									

**Table 6. Counties—Employees, Payroll, and Establishments by Industry: 2001—Con.**

[Excludes most government employees, railroad employees, and self-employed persons. Size class 1 to 4 includes establishments with payroll, but no employees, during mid-March pay period. (D) denotes figures withheld to avoid disclosing data for individual companies; the data are included in broader industry totals. Detailed industries with 100 or more employees are shown if industry was not a (D). For explanation of terms, abbreviations, and data reliability/comparability, see introductory text]

NAICS code	Industry	Number of employees for week including March 12	Payroll (\$1,000)		Total number of establishments	Number of establishments by employment-size class								
			First quarter	Annual		1 to 4	5 to 9	10 to 19	20 to 49	50 to 99	100 to 249	250 to 499	500 to 999	1,000 or more
<b>HOWARD—Con.</b>														
<b>44-45 Retail trade—Con.</b>														
445	Food & beverage stores .....	3 146	15 610	62 058	133	48	34	24	10	6	11	-	-	-
4451	Grocery stores .....	2 692	14 092	55 283	71	21	18	6	9	6	11	-	-	-
44511	Grocery (except convenience) stores .....	2 479	13 399	52 088	41	10	4	3	7	6	11	-	-	-
445110	Grocery (except convenience) stores .....	2 479	13 399	52 088	41	10	4	3	7	6	11	-	-	-
44512	Convenience stores .....	213	693	3 195	30	11	14	3	2	-	-	-	-	-
445120	Convenience stores .....	213	693	3 195	30	11	14	3	2	-	-	-	-	-
4452	Specialty food stores .....	148	439	2 127	21	13	3	4	1	-	-	-	-	-
4453	Beer, wine & liquor stores .....	306	1 079	4 648	41	14	13	14	-	-	-	-	-	-
44531	Beer, wine & liquor stores .....	306	1 079	4 648	41	14	13	14	-	-	-	-	-	-
445310	Beer, wine & liquor stores .....	306	1 079	4 648	41	14	13	14	-	-	-	-	-	-
446	Health & personal care stores .....	763	4 989	19 613	65	27	17	12	8	-	1	-	-	-
4461	Health & personal care stores .....	763	4 989	19 613	65	27	17	12	8	-	1	-	-	-
44611	Pharmacies & drug stores .....	491	3 863	14 835	24	7	1	10	5	-	1	-	-	-
446110	Pharmacies & drug stores .....	491	3 863	14 835	24	7	1	10	5	-	1	-	-	-
44613	Optical goods stores .....	102	490	2 071	18	9	8	-	1	-	-	-	-	-
446130	Optical goods stores .....	102	490	2 071	18	9	8	-	1	-	-	-	-	-
447	Gasoline stations .....	571	2 387	10 332	59	17	17	18	7	-	-	-	-	-
4471	Gasoline stations .....	571	2 387	10 332	59	17	17	18	7	-	-	-	-	-
44711	Gasoline stations with convenience stores ..	169	583	2 544	20	5	9	5	1	-	-	-	-	-
447110	Gasoline stations with convenience stores .	169	583	2 544	20	5	9	5	1	-	-	-	-	-
44719	Other gasoline stations .....	402	1 804	7 788	39	12	8	13	6	-	-	-	-	-
447190	Other gasoline stations .....	402	1 804	7 788	39	12	8	13	6	-	-	-	-	-
448	Clothing & clothing accessories stores .....	1 973	6 311	26 905	140	47	44	32	12	4	-	-	1	-
4481	Clothing stores .....	1 489	4 508	19 458	77	22	19	20	12	3	-	-	1	-
44811	Men's clothing stores .....	127	485	1 931	11	1	4	5	1	-	-	-	-	-
448110	Men's clothing stores .....	127	485	1 931	11	1	4	5	1	-	-	-	-	-
44812	Women's clothing stores .....	299	883	3 656	27	8	6	8	5	-	-	-	-	-
448120	Women's clothing stores .....	299	883	3 656	27	8	6	8	5	-	-	-	-	-
44814	Family clothing stores .....	907	2 683	12 064	20	5	3	4	4	3	-	-	1	-
448140	Family clothing stores .....	907	2 683	12 064	20	5	3	4	4	3	-	-	1	-
4482	Shoe stores .....	205	669	2 833	27	7	14	6	-	-	-	-	-	-
44821	Shoe stores .....	205	669	2 833	27	7	14	6	-	-	-	-	-	-
448210	Shoe stores .....	205	669	2 833	27	7	14	6	-	-	-	-	-	-
4483	Jewelry, luggage & leather goods stores .....	279	1 134	4 614	36	18	11	6	-	1	-	-	-	-
44831	Jewelry stores .....	175	913	3 730	31	16	9	6	-	-	-	-	-	-
448310	Jewelry stores .....	175	913	3 730	31	16	9	6	-	-	-	-	-	-
44832	Luggage & leather goods stores .....	104	221	884	5	2	2	-	-	1	-	-	-	-
448320	Luggage & leather goods stores .....	104	221	884	5	2	2	-	-	1	-	-	-	-
451	Sporting goods, hobby, book & music stores .....	838	3 048	12 563	54	20	9	14	5	6	-	-	-	-
4511	Sporting goods, hobby, musical instrument stores .....	623	2 391	9 842	39	14	8	8	5	4	-	-	-	-
45111	Sporting goods stores .....	286	1 114	4 741	18	5	6	4	1	2	-	-	-	-
451110	Sporting goods stores .....	286	1 114	4 741	18	5	6	4	1	2	-	-	-	-
45112	Hobby, toy & game stores .....	221	832	3 291	14	5	2	2	4	1	-	-	-	-
451120	Hobby, toy & game stores .....	221	832	3 291	14	5	2	2	4	1	-	-	-	-
45113	Sewing, needlework & piece goods stores .....	(C)	(D)	(D)	5	3	-	1	-	1	-	-	-	-
4512	Book, periodical & music stores .....	215	657	2 721	15	6	1	6	-	2	-	-	-	-
45121	Book stores & news dealers .....	(C)	(D)	(D)	11	6	-	3	-	2	-	-	-	-
452	General merchandise stores .....	2 186	8 257	35 452	17	2	2	1	-	3	7	2	-	-
4521	Department stores .....	1 781	6 933	30 039	9	-	-	-	-	2	5	2	-	-
45211	Department stores .....	1 781	6 933	30 039	9	-	-	-	-	2	5	2	-	-
452110	Department stores .....	1 781	6 933	30 039	9	-	-	-	-	2	5	2	-	-
4529	Other general merchandise stores .....	405	1 324	5 413	8	2	2	1	-	1	2	-	-	-
45291	Warehouse clubs & superstores .....	(C)	(D)	(D)	1	-	-	-	-	-	1	-	-	-
45299	All other general merchandise stores .....	(E)	(D)	(D)	7	2	2	1	-	1	1	-	-	-
453	Miscellaneous store retailers .....	817	3 059	13 417	107	55	27	13	12	-	-	-	-	-
4531	Florists .....	115	407	1 720	15	7	4	2	2	-	-	-	-	-
45311	Florists .....	115	407	1 720	15	7	4	2	2	-	-	-	-	-
453110	Florists .....	115	407	1 720	15	7	4	2	2	-	-	-	-	-
4532	Office supplies, stationery & gift stores .....	376	1 233	5 305	40	16	12	7	5	-	-	-	-	-
45321	Office supplies & stationery stores .....	135	652	2 948	13	5	2	4	2	-	-	-	-	-
453210	Office supplies & stationery stores .....	135	652	2 948	13	5	2	4	2	-	-	-	-	-
45322	Gift, novelty & souvenir stores .....	241	581	2 357	27	11	10	3	3	-	-	-	-	-
453220	Gift, novelty & souvenir stores .....	241	581	2 357	27	11	10	3	3	-	-	-	-	-
4539	Other miscellaneous store retailers .....	254	1 089	4 978	35	21	7	2	5	-	-	-	-	-
45399	All other miscellaneous store retailers .....	102	512	2 324	21	12	6	2	1	-	-	-	-	-
454	Nonstore retailers .....	480	6 194	24 258	41	24	7	3	4	3	-	-	-	-
4541	Electronic shopping & mail-order houses .....	148	3 487	13 629	13	7	2	1	3	-	-	-	-	-
45411	Electronic shopping & mail-order houses .....	148	3 487	13 629	13	7	2	1	3	-	-	-	-	-
454110	Electronic shopping & mail-order houses ...	148	3 487	13 629	13	7	2	1	3	-	-	-	-	-
4543	Direct selling establishments .....	240	1 897	7 339	19	11	4	1	1	2	-	-	-	-
45439	Other direct selling establishments .....	179	1 415	5 515	13	10	1	-	-	2	-	-	-	-
454390	Other direct selling establishments .....	179	1 415	5 515	13	10	1	-	-	2	-	-	-	-

See footnotes at end of table.

**Table 6. Counties—Employees, Payroll, and Establishments by Industry: 2001—Con.**

[Excludes most government employees, railroad employees, and self-employed persons. Size class 1 to 4 includes establishments with payroll, but no employees, during mid-March pay period. (D) denotes figures withheld to avoid disclosing data for individual companies; the data are included in broader industry totals. Detailed industries with 100 or more employees are shown if industry was not a (D). For explanation of terms, abbreviations, and data reliability/comparability, see introductory text]

NAICS code	Industry	Number of employees for week including March 12	Payroll (\$1,000)		Total number of establishments	Number of establishments by employment-size class								
			First quarter	Annual		1 to 4	5 to 9	10 to 19	20 to 49	50 to 99	100 to 249	250 to 499	500 to 999	1,000 or more
<b>HOWARD—Con.</b>														
<b>48-49</b>	<b>Transportation &amp; warehousing .....</b>	<b>3 591</b>	<b>27 324</b>	<b>111 066</b>	<b>192</b>	<b>85</b>	<b>38</b>	<b>24</b>	<b>23</b>	<b>13</b>	<b>9</b>	-	-	-
484	Truck transportation .....	1 752	15 407	64 475	91	43	11	12	13	8	4	-	-	-
4841	General freight trucking .....	955	7 999	33 383	39	19	5	2	5	5	3	-	-	-
48411	General freight trucking, local .....	282	1 625	7 526	17	10	2	1	3	-	1	-	-	-
484110	General freight trucking, local .....	282	1 625	7 526	17	10	2	1	3	-	1	-	-	-
48412	General freight trucking, long-distance .....	673	6 374	25 857	22	9	3	1	2	5	2	-	-	-
484121	General freight trucking, long-distance, TL .....	127	1 105	4 277	13	7	3	1	1	1	-	-	-	-
484122	General freight trucking, long-distance, LTL .....	546	5 269	21 580	9	2	-	-	1	4	2	-	-	-
4842	Specialized freight trucking .....	797	7 408	31 092	52	24	6	10	8	3	1	-	-	-
48421	Used household & office goods moving .....	157	1 769	6 997	11	3	2	3	3	-	-	-	-	-
484210	Used household & office goods moving .....	157	1 769	6 997	11	3	2	3	3	-	-	-	-	-
48422	Specialized freight (exc used) trucking, local .....	387	2 869	12 695	31	16	3	5	5	2	-	-	-	-
484220	Specialized freight (exc used) trucking, local .....	387	2 869	12 695	31	16	3	5	5	2	-	-	-	-
48423	Specialized freight (exc used) trucking, LDist .....	253	2 770	11 400	10	5	1	2	-	1	1	-	-	-
484230	Specialized freight (exc used) trucking, LDist .....	253	2 770	11 400	10	5	1	2	-	1	1	-	-	-
485	Transit & ground passenger transportation .....	565	2 501	10 392	39	13	16	6	1	1	2	-	-	-
4854	School & employee bus transportation .....	236	953	3 587	27	7	13	6	-	1	-	-	-	-
48541	School & employee bus transportation .....	236	953	3 587	27	7	13	6	-	1	-	-	-	-
485410	School & employee bus transportation .....	236	953	3 587	27	7	13	6	-	1	-	-	-	-
4855	Charter bus industry .....	(C)	(D)	(D)	2	-	1	-	-	-	1	-	-	-
48551	Charter bus industry .....	(C)	(D)	(D)	2	-	1	-	-	-	1	-	-	-
4859	Oth transit & ground passenger transportation .....	142	534	2 368	5	2	1	-	1	-	1	-	-	-
48599	Oth transit & ground passenger transportation .....	142	534	2 368	5	2	1	-	1	-	1	-	-	-
488	Transportation support activities .....	210	1 772	6 619	25	14	6	3	1	1	-	-	-	-
492	Couriers & messengers .....	368	2 189	8 445	17	8	5	1	1	1	1	-	-	-
4921	Couriers .....	(C)	(D)	(D)	7	2	3	1	-	-	1	-	-	-
49211	Couriers .....	(C)	(D)	(D)	7	2	3	1	-	-	1	-	-	-
4922	Local messengers & local delivery .....	(C)	(D)	(D)	10	6	2	-	1	1	-	-	-	-
49221	Local messengers & local delivery .....	(C)	(D)	(D)	10	6	2	-	1	1	-	-	-	-
493	Warehousing & storage .....	573	4 039	15 977	14	3	-	2	6	1	2	-	-	-
4931	Warehousing & storage .....	573	4 039	15 977	14	3	-	2	6	1	2	-	-	-
49311	General warehousing & storage .....	(F)	(D)	(D)	12	2	-	2	5	1	2	-	-	-
<b>51</b>	<b>Information .....</b>	<b>4 595</b>	<b>75 450</b>	<b>269 648</b>	<b>147</b>	<b>82</b>	<b>15</b>	<b>22</b>	<b>14</b>	<b>7</b>	<b>5</b>	-	<b>1</b>	<b>1</b>
511	Publishing industries .....	656	14 966	47 305	30	14	5	5	2	3	1	-	-	-
5111	Newspaper, periodical, book, database publishers .....	285	2 586	10 156	14	8	3	2	-	-	1	-	-	-
51111	Newspaper publishers .....	(C)	(D)	(D)	3	-	2	-	-	-	1	-	-	-
5112	Software publishers .....	371	12 380	37 149	16	6	2	3	2	3	-	-	-	-
51121	Software publishers .....	371	12 380	37 149	16	6	2	3	2	3	-	-	-	-
511210	Software publishers .....	371	12 380	37 149	16	6	2	3	2	3	-	-	-	-
512	Motion picture & sound recording industries .....	142	462	1 923	19	17	-	-	1	1	-	-	-	-
5121	Motion picture & video industries .....	138	427	1 730	15	13	-	-	1	1	-	-	-	-
51213	Motion picture & video exhibition .....	(C)	(D)	(D)	2	-	-	-	1	1	-	-	-	-
513	Broadcasting & telecommunications .....	3 461	55 738	202 188	68	35	7	11	7	2	4	-	1	1
5132	Cable networks & program distribution .....	(C)	(D)	(D)	1	-	-	-	-	-	1	-	-	-
51322	Cable & other program distribution .....	(C)	(D)	(D)	1	-	-	-	-	-	1	-	-	-
5133	Telecommunications .....	3 219	54 219	196 584	60	32	7	10	4	2	3	-	1	1
51331	Wired telecommunications carriers .....	2 082	34 799	135 530	36	24	3	2	3	1	2	-	-	1
513310	Wired telecommunications carriers .....	2 082	34 799	135 530	36	24	3	2	3	1	2	-	-	1
51332	Wireless telecom carriers (exc satellite) .....	1 101	18 980	59 070	17	4	3	6	1	1	1	-	1	-
514	Information & data processing services .....	336	4 284	18 232	30	16	3	6	4	1	-	-	-	-
5141	Information services .....	238	2 606	11 417	20	10	2	5	2	1	-	-	-	-
51419	Other information services .....	238	2 606	11 417	20	10	2	5	2	1	-	-	-	-
<b>52</b>	<b>Finance &amp; insurance .....</b>	<b>6 135</b>	<b>74 714</b>	<b>276 867</b>	<b>419</b>	<b>223</b>	<b>95</b>	<b>49</b>	<b>29</b>	<b>12</b>	<b>7</b>	<b>3</b>	<b>1</b>	-
522	Credit intermediation & related activities .....	3 769	36 925	139 712	167	63	49	27	16	5	3	3	1	-
5221	Depository credit intermediation .....	2 092	12 638	49 124	87	21	34	18	9	2	1	1	1	-
52211	Commercial banking .....	1 947	11 291	43 775	73	17	28	17	6	2	1	1	1	-
522110	Commercial banking .....	1 947	11 291	43 775	73	17	28	17	6	2	1	1	1	-
5222	Nondepository credit intermediation .....	1 505	22 155	77 864	56	26	10	9	4	3	2	2	-	-
52222	Sales financing .....	397	4 340	16 553	11	7	-	1	1	-	2	-	-	-
522220	Sales financing .....	397	4 340	16 553	11	7	-	1	1	-	2	-	-	-
52229	Other nondepository credit intermediation .....	1 108	17 815	61 311	45	19	10	8	3	3	-	2	-	-
522292	Real estate credit .....	775	14 095	55 674	37	13	10	7	3	3	-	1	-	-
5223	Activities related to credit intermediation .....	172	2 132	12 724	24	16	5	-	3	-	-	-	-	-
52231	Mortgage & nonmortgage brokers .....	(C)	(D)	(D)	21	15	3	-	3	-	-	-	-	-
523	Security, commodity contracts & like activity .....	490	10 238	32 883	72	50	9	9	3	-	1	-	-	-
5231	Scrtys & comdty contracts intermed & brokerage .....	193	4 165	13 257	26	15	4	4	3	-	-	-	-	-
52312	Securities brokerage .....	155	3 645	11 323	19	10	3	4	2	-	-	-	-	-
523120	Securities brokerage .....	155	3 645	11 323	19	10	3	4	2	-	-	-	-	-
5239	Other financial investment activities .....	297	6 073	19 626	46	35	5	5	-	-	1	-	-	-
52391	Miscellaneous intermediation .....	(C)	(D)	(D)	4	2	-	1	-	-	1	-	-	-

See footnotes at end of table.

**Table 6. Counties—Employees, Payroll, and Establishments by Industry: 2001—Con.**

[Excludes most government employees, railroad employees, and self-employed persons. Size class 1 to 4 includes establishments with payroll, but no employees, during mid-March pay period. (D) denotes figures withheld to avoid disclosing data for individual companies; the data are included in broader industry totals. Detailed industries with 100 or more employees are shown if industry was not a (D). For explanation of terms, abbreviations, and data reliability/comparability, see introductory text]

NAICS code	Industry	Number of employees for week including March 12	Payroll (\$1,000)		Total number of establishments	Number of establishments by employment-size class									
			First quarter	Annual		1 to 4	5 to 9	10 to 19	20 to 49	50 to 99	100 to 249	250 to 499	500 to 999	1,000 or more	
<b>HOWARD—Con.</b>															
<b>52</b>	<b>Finance &amp; insurance—Con.</b>														
524	Insurance carriers & related activities .....	1 750	26 588	101 001	173	108	33	13	10	6	3	—	—	—	
5241	Insurance carriers .....	1 127	18 911	67 919	57	26	12	6	6	4	3	—	—	—	
52411	Direct life, health, medical insurance carriers ..	(E)	(D)	(D)	24	12	7	2	1	1	1	—	—	—	
52412	Other direct insurance carriers .....	826	12 103	47 971	31	12	5	4	5	3	2	—	—	—	
524126	Direct property & casualty insurance carriers .....	642	7 625	29 669	24	10	3	3	4	3	1	—	—	—	
5242	Agencies & other insurance related activities ...	623	7 677	33 082	116	82	21	7	4	2	—	—	—	—	
52421	Insurance agencies & brokerages .....	438	5 530	24 323	90	68	12	7	2	1	—	—	—	—	
524210	Insurance agencies & brokerages .....	438	5 530	24 323	90	68	12	7	2	1	—	—	—	—	
52429	Other insurance related activities .....	185	2 147	8 759	26	14	9	—	2	1	—	—	—	—	
525	Funds, trusts, & other financial vehicles (part) ...	126	963	3 271	7	2	4	—	—	1	—	—	—	—	
5259	Other investment pools & funds .....	126	963	3 271	7	2	4	—	—	1	—	—	—	—	
52593	Real estate investment trusts .....	126	963	3 271	7	2	4	—	—	1	—	—	—	—	
525930	Real estate investment trusts .....	126	963	3 271	7	2	4	—	—	1	—	—	—	—	
<b>53</b>	<b>Real estate &amp; rental &amp; leasing .....</b>														
531	Real estate .....	1 673	18 733	81 477	244	176	34	18	12	2	1	1	—	—	
5311	Lessors of real estate .....	626	5 179	27 679	69	44	13	7	4	—	—	1	—	—	
53111	Lessors of residential buildings & dwellings ...	186	1 117	5 111	28	17	5	4	2	—	—	—	—	—	
531110	Lessors of residential buildings & dwellings ...	186	1 117	5 111	28	17	5	4	2	—	—	—	—	—	
53113	Lessors of miniwarehouses & self storage units .....	316	3 493	15 047	7	3	1	1	1	—	—	1	—	—	
531130	Lessors of miniwarehouses & self storage units .....	316	3 493	15 047	7	3	1	1	1	—	—	1	—	—	
5312	Offices of real estate agents & brokers .....	583	8 013	32 407	89	68	10	5	5	—	1	—	—	—	
53121	Offices of real estate agents & brokers .....	583	8 013	32 407	89	68	10	5	5	—	1	—	—	—	
531210	Offices of real estate agents & brokers .....	583	8 013	32 407	89	68	10	5	5	—	1	—	—	—	
5313	Activities related to real estate .....	464	5 541	21 391	86	64	11	6	3	2	—	—	—	—	
53131	Real estate property managers .....	416	4 819	18 117	52	32	9	6	3	2	—	—	—	—	
531311	Residential property managers .....	174	2 132	8 002	38	26	7	4	1	—	—	—	—	—	
531312	Nonresidential property managers .....	242	2 687	10 115	14	6	2	2	2	2	—	—	—	—	
532	Rental & leasing services .....	1 010	8 580	35 372	64	20	14	17	8	4	1	—	—	—	
5321	Automotive equipment rental & leasing .....	233	2 497	8 798	13	6	3	—	2	2	—	—	—	—	
53212	Truck, utility trailer & RV rental & leasing .....	217	2 190	8 096	9	3	2	—	2	2	—	—	—	—	
532120	Truck, utility trailer & RV rental & leasing ...	217	2 190	8 096	9	3	2	—	2	2	—	—	—	—	
5322	Consumer goods rental .....	358	1 895	8 604	25	8	5	11	—	—	1	—	—	—	
53223	Video tape & disc rental .....	(C)	(D)	(D)	17	4	3	10	—	—	—	—	—	—	
53229	Other consumer goods rental .....	190	1 443	6 260	6	3	1	1	—	—	1	—	—	—	
5324	Commercial, industrial equip rental & leasing ...	387	4 005	17 211	21	4	4	5	6	2	—	—	—	—	
53241	Const, trans, mining equip rental & leasing ...	100	1 266	5 356	9	3	1	3	2	—	—	—	—	—	
53249	Oth commercial, industrial equip rental, lease .....	204	1 525	7 345	7	—	—	2	4	1	—	—	—	—	
532490	Oth commercial, industrial equip rental, lease .....	204	1 525	7 345	7	—	—	2	4	1	—	—	—	—	
<b>54</b>	<b>Professional, scientific &amp; technical services .....</b>														
541	Professional, scientific & technical services .....	24 839	342 963	1 441 735	1 351	890	157	135	97	28	27	11	4	2	
5411	Legal services .....	1 069	9 311	44 630	178	136	22	15	4	—	—	1	—	—	
54111	Offices of lawyers .....	860	6 343	31 275	147	120	15	9	2	—	—	1	—	—	
541110	Offices of lawyers .....	860	6 343	31 275	147	120	15	9	2	—	—	1	—	—	
54119	Other legal services .....	209	2 968	13 355	31	16	7	6	2	—	—	—	—	—	
5412	Accounting, tax prep, bookkeep, payroll services .....	663	7 267	31 787	122	91	16	8	5	1	1	—	—	—	
54121	Accounting, tax prep, bookkeep, payroll services .....	663	7 267	31 787	122	91	16	8	5	1	1	—	—	—	
541211	Offices of certified public accountants .....	289	2 920	12 904	74	56	9	7	2	—	—	—	—	—	
5413	Architectural, engineering & related services ...	5 445	61 899	274 680	216	103	34	42	23	7	4	2	—	1	
54131	Architectural services .....	156	1 675	8 338	33	23	4	4	2	—	—	—	—	—	
541310	Architectural services .....	156	1 675	8 338	33	23	4	4	2	—	—	—	—	—	
54133	Engineering services .....	4 947	56 927	252 473	153	67	20	34	19	7	3	2	—	1	
541330	Engineering services .....	4 947	56 927	252 473	153	67	20	34	19	7	3	2	—	1	
54138	Testing laboratories .....	225	2 384	9 734	7	1	2	1	2	—	1	—	—	—	
541380	Testing laboratories .....	225	2 384	9 734	7	1	2	1	2	—	1	—	—	—	
5414	Specialized design services .....	511	5 457	24 639	41	31	4	4	1	—	—	1	—	—	
54142	Industrial design services .....	(E)	(D)	(D)	5	4	—	—	—	—	—	1	—	—	
54143	Graphic design services .....	(C)	(D)	(D)	29	21	4	3	1	—	—	—	—	—	
5415	Computer systems design & related services ...	6 388	100 025	432 684	365	240	40	26	31	12	12	2	2	—	
54151	Computer systems design & related services ...	6 388	100 025	432 684	365	240	40	26	31	12	12	2	2	—	
541511	Custom computer programming services .....	2 349	40 071	163 240	135	86	17	9	10	6	6	1	—	—	
541512	Computer systems design services .....	2 863	46 526	207 540	153	93	17	14	17	4	6	1	—	—	
541513	Computer facilities management services ...	728	6 925	35 285	4	—	—	—	—	—	—	—	—	—	
541519	Other computer related services .....	448	6 503	26 619	73	59	6	3	3	2	—	—	—	—	
5416	Management, sci & tech consulting services ...	3 607	49 654	187 213	249	189	17	13	19	4	3	3	1	—	
54161	Management consulting services .....	2 859	43 696	164 100	195	145	14	12	16	2	3	2	1	—	
541611	Admin & gen management consulting services .....	1 760	26 025	102 868	102	76	7	5	8	2	2	1	1	—	
541612	Human res & exec search consulting services .....	253	4 059	15 148	44	34	1	5	4	—	—	—	—	—	
541618	Other management consulting services ...	147	2 488	10 720	13	6	3	1	3	—	—	—	—	—	
54162	Environmental consulting services .....	230	2 259	6 984	14	9	—	—	3	2	—	—	—	—	
541620	Environmental consulting services .....	230	2 259	6 984	14	9	—	—	3	2	—	—	—	—	
54169	Oth scientific & technical consulting services ...	518	3 699	16 129	40	35	3	1	—	—	—	1	—	—	
541690	Oth scientific & technical consulting services .....	518	3 699	16 129	40	35	3	1	—	—	—	1	—	—	

See footnotes at end of table.

**Table 6. Counties—Employees, Payroll, and Establishments by Industry: 2001—Con.**

[Excludes most government employees, railroad employees, and self-employed persons. Size class 1 to 4 includes establishments with payroll, but no employees, during mid-March pay period. (D) denotes figures withheld to avoid disclosing data for individual companies; the data are included in broader industry totals. Detailed industries with 100 or more employees are shown if industry was not a (D). For explanation of terms, abbreviations, and data reliability/comparability, see introductory text]

NAICS code	Industry	Number of employees for week including March 12	Payroll (\$1,000)		Total number of establishments	Number of establishments by employment-size class									
			First quarter	Annual		1 to 4	5 to 9	10 to 19	20 to 49	50 to 99	100 to 249	250 to 499	500 to 999	1,000 or more	
<b>HOWARD—Con.</b>															
<b>54</b>	<b>Professional, scientific &amp; technical services—Con.</b>														
541	Professional, scientific & technical services—Con.														
5417	Scientific R&D services	4 945	88 547	359 607	51	27	6	7	4	2	3	—	1	1	
54171	R&D in physical, engineering & life sciences	4 774	87 989	357 204	45	23	5	7	4	2	2	—	1	1	
541710	R&D in physical, engineering & life sciences	4 774	87 989	357 204	45	23	5	7	4	2	2	—	1	1	
54172	R&D in social sciences & humanities	171	558	2 403	6	4	1	—	—	—	—	—	—	—	
541720	R&D in social sciences & humanities	171	558	2 403	6	4	1	—	—	—	—	—	—	—	
5418	Advertising & related services	781	7 021	29 143	44	21	6	9	4	2	2	—	—	—	
54181	Advertising agencies	141	1 603	6 500	21	12	2	6	1	—	—	—	—	—	
541810	Advertising agencies	141	1 603	6 500	21	12	2	6	1	—	—	—	—	—	
54186	Direct mail advertising	478	3 832	15 740	7	2	—	1	1	2	—	—	—	—	
541860	Direct mail advertising	478	3 832	15 740	7	2	—	1	1	2	—	—	—	—	
5419	Oth professional, scientific, technical services	1 430	13 782	57 352	85	52	12	11	6	—	2	2	—	—	
54191	Marketing research & public opinion polling	717	10 186	45 548	9	3	—	1	2	—	2	1	—	—	
541910	Marketing research & public opinion polling	717	10 186	45 548	9	3	—	1	2	—	2	1	—	—	
54192	Photographic services	371	1 391	2 486	19	14	3	1	—	—	—	1	—	—	
54194	Veterinary services	291	1 593	6 974	30	11	7	8	4	—	—	—	—	—	
541940	Veterinary services	291	1 593	6 974	30	11	7	8	4	—	—	—	—	—	
<b>55</b>	<b>Management of companies &amp; enterprises</b>	<b>7 747</b>	<b>110 093</b>	<b>417 277</b>	<b>64</b>	<b>14</b>	<b>10</b>	<b>7</b>	<b>11</b>	<b>6</b>	<b>7</b>	<b>4</b>	<b>4</b>	<b>1</b>	
551	Management of companies & enterprises	7 747	110 093	417 277	64	14	10	7	11	6	7	4	4	1	
5511	Management of companies & enterprises	7 747	110 093	417 277	64	14	10	7	11	6	7	4	4	1	
55111	Management of companies & enterprises	7 747	110 093	417 277	64	14	10	7	11	6	7	4	4	1	
551114	Corp, subsidiary & regional managing offices	6 514	81 051	313 705	56	10	10	7	10	6	6	3	3	1	
<b>56</b>	<b>Admin, support, waste mgt, remediation services</b>	<b>10 407</b>	<b>79 986</b>	<b>318 928</b>	<b>502</b>	<b>250</b>	<b>102</b>	<b>51</b>	<b>45</b>	<b>32</b>	<b>17</b>	<b>3</b>	<b>1</b>	<b>1</b>	
561	Administrative & support services	9 651	66 368	268 219	486	246	100	48	43	30	14	3	1	1	
5611	Office administrative services	425	5 045	18 873	46	31	8	1	3	3	—	—	—	—	
56111	Office administrative services	425	5 045	18 873	46	31	8	1	3	3	—	—	—	—	
561110	Office administrative services	425	5 045	18 873	46	31	8	1	3	3	—	—	—	—	
5612	Facilities support services	1 191	9 415	38 473	9	1	2	2	1	—	—	—	—	1	
56121	Facilities support services	1 191	9 415	38 473	9	1	2	2	1	—	—	—	—	1	
561210	Facilities support services	1 191	9 415	38 473	9	1	2	2	1	—	—	—	—	1	
5613	Employment services	2 856	22 600	83 989	82	26	11	9	13	16	7	—	—	—	
56131	Employment placement agencies	303	2 330	9 253	21	10	5	1	2	3	—	—	—	—	
561310	Employment placement agencies	303	2 330	9 253	21	10	5	1	2	3	—	—	—	—	
56132	Temporary help services	2 193	15 325	56 493	56	16	6	6	9	13	6	—	—	—	
561320	Temporary help services	2 193	15 325	56 493	56	16	6	6	9	13	6	—	—	—	
56133	Employee leasing services	360	4 945	18 243	5	—	—	2	2	—	1	—	—	—	
561330	Employee leasing services	360	4 945	18 243	5	—	—	2	2	—	1	—	—	—	
5614	Business support services	1 682	10 123	35 927	36	20	8	2	1	1	1	2	1	—	
56141	Document preparation services	(E)	(D)	(D)	6	5	—	—	—	—	—	1	—	—	
56142	Telephone call centers	818	5 805	19 531	7	3	1	1	—	1	—	1	—	—	
56143	Business service centers	370	1 796	6 698	15	8	4	1	1	—	—	1	—	—	
561439	Oth business service centers (incl copy shops)	331	1 682	6 266	6	2	2	—	1	—	—	1	—	—	
56149	Other business support services	(C)	(D)	(D)	4	2	1	—	—	—	1	—	—	—	
5615	Travel arrangement & reservation services	149	948	3 537	34	22	10	2	—	—	—	—	—	—	
56151	Travel agencies	110	768	2 936	28	20	7	1	—	—	—	—	—	—	
561510	Travel agencies	110	768	2 936	28	20	7	1	—	—	—	—	—	—	
5616	Investigation & security services	717	4 868	20 195	33	14	5	5	4	1	4	—	—	—	
56161	Investigation, guard & armored car services	305	1 607	7 534	14	7	1	2	2	—	2	—	—	—	
56162	Security systems services	412	3 261	12 661	19	7	4	3	2	1	2	—	—	—	
561621	Security systems services (except locksmiths)	394	3 183	12 095	15	5	3	2	2	1	2	—	—	—	
5617	Services to buildings & dwellings	2 325	10 903	55 221	217	118	50	24	15	7	2	1	—	—	
56172	Janitorial services	1 120	4 289	18 619	73	35	18	7	7	4	1	1	—	—	
561720	Janitorial services	1 120	4 289	18 619	73	35	18	7	7	4	1	1	—	—	
56173	Landscaping services	1 010	5 813	32 481	117	65	28	14	7	2	1	—	—	—	
561730	Landscaping services	1 010	5 813	32 481	117	65	28	14	7	2	1	—	—	—	
56179	Other services to buildings & dwellings	101	206	1 325	9	6	—	2	—	—	—	—	—	—	
561790	Other services to buildings & dwellings	101	206	1 325	9	6	—	2	—	—	—	—	—	—	
5619	Other support services	306	2 466	12 004	29	14	6	3	5	1	—	—	—	—	
56192	Convention & trade show organizers	(C)	(D)	(D)	7	2	—	—	3	—	—	—	—	—	
56199	All other support services	192	1 463	6 969	20	11	4	2	2	1	—	—	—	—	
561990	All other support services	192	1 463	6 969	20	11	4	2	2	1	—	—	—	—	
562	Waste management & remediation services	756	13 618	50 709	16	4	2	3	2	2	3	—	—	—	
5621	Waste collection	(E)	(D)	(D)	4	1	—	1	—	1	1	—	—	—	
56211	Waste collection	(E)	(D)	(D)	4	1	—	1	—	1	1	—	—	—	
5622	Waste treatment & disposal	(E)	(D)	(D)	5	—	1	1	2	—	1	—	—	—	
56221	Waste treatment & disposal	(E)	(D)	(D)	5	—	1	1	2	—	1	—	—	—	
5629	Remediation & oth waste management services	(C)	(D)	(D)	7	3	1	1	—	1	1	—	—	—	
56299	All other waste management services	194	2 535	9 251	6	2	1	1	—	1	1	—	—	—	
<b>61</b>	<b>Educational services</b>	<b>1 677</b>	<b>9 483</b>	<b>40 238</b>	<b>124</b>	<b>71</b>	<b>12</b>	<b>18</b>	<b>16</b>	<b>4</b>	<b>3</b>	<b>—</b>	<b>—</b>	<b>—</b>	
611	Educational services	1 677	9 483	40 238	124	71	12	18	16	4	3	—	—	—	
6111	Elementary & secondary schools	652	3 919	16 325	19	4	1	3	8	2	1	—	—	—	
61111	Elementary & secondary schools	652	3 919	16 325	19	4	1	3	8	2	1	—	—	—	
611110	Elementary & secondary schools	652	3 919	16 325	19	4	1	3	8	2	1	—	—	—	
6113	Colleges, universities & professional schools	(E)	(D)	(D)	2	—	—	—	—	—	2	—	—	—	
61131	Colleges, universities & professional schools	(E)	(D)	(D)	2	—	—	—	—	—	2	—	—	—	

See footnotes at end of table.

**Table 6. Counties—Employees, Payroll, and Establishments by Industry: 2001—Con.**

[Excludes most government employees, railroad employees, and self-employed persons. Size class 1 to 4 includes establishments with payroll, but no employees, during mid-March pay period. (D) denotes figures withheld to avoid disclosing data for individual companies; the data are included in broader industry totals. Detailed industries with 100 or more employees are shown if industry was not a (D). For explanation of terms, abbreviations, and data reliability/comparability, see introductory text]

NAICS code	Industry	Number of employees for week including March 12	Payroll (\$1,000)		Total number of establishments	Number of establishments by employment-size class								
			First quarter	Annual		1 to 4	5 to 9	10 to 19	20 to 49	50 to 99	100 to 249	250 to 499	500 to 999	1,000 or more
<b>HOWARD—Con.</b>														
<b>61</b>	<b>Educational services—Con.</b>													
611	Educational services—Con.													
6116	Other schools & instruction	444	1 472	6 641	62	38	8	10	5	1	—	—	—	—
61161	Fine arts schools	112	381	1 558	22	13	5	3	1	—	—	—	—	—
611610	Fine arts schools	112	381	1 558	22	13	5	3	1	—	—	—	—	—
61162	Sports & recreation instruction	146	600	2 802	17	9	1	5	2	—	—	—	—	—
611620	Sports & recreation instruction	146	600	2 802	17	9	1	5	2	—	—	—	—	—
61169	All other schools & instruction	(C)	(D)	(D)	21	15	1	2	2	1	—	—	—	—
<b>62</b>	<b>Health care and social assistance</b>	<b>11 450</b>	<b>85 934</b>	<b>356 667</b>	<b>604</b>	<b>317</b>	<b>123</b>	<b>78</b>	<b>50</b>	<b>15</b>	<b>11</b>	<b>8</b>	<b>1</b>	<b>1</b>
621	Ambulatory health care services	4 700	47 473	198 321	427	238	95	57	24	7	4	1	1	—
6211	Offices of physicians	1 310	13 950	61 434	157	91	26	22	15	3	—	—	—	—
62111	Offices of physicians	1 310	13 950	61 434	157	91	26	22	15	3	—	—	—	—
621111	Offices of physicians (exc mental health)	1 181	13 080	57 444	139	79	22	21	15	2	—	—	—	—
621112	Offices of physicians, mental health	129	870	3 990	18	12	4	1	—	1	—	—	—	—
6212	Offices of dentists	642	4 841	21 055	119	57	47	14	1	—	—	—	—	—
62121	Offices of dentists	642	4 841	21 055	119	57	47	14	1	—	—	—	—	—
621210	Offices of dentists	642	4 841	21 055	119	57	47	14	1	—	—	—	—	—
6213	Offices of other health practitioners	549	4 538	19 364	96	66	11	15	3	1	—	—	—	—
62133	Offices of other mental health practitioners	103	822	2 905	22	16	2	3	1	—	—	—	—	—
621330	Offices of other mental health practitioners	103	822	2 905	22	16	2	3	1	—	—	—	—	—
62134	Offices of PT, OT, speech therapy & audiology	258	2 180	9 864	23	11	3	6	2	1	—	—	—	—
621340	Offices of PT, OT, speech therapy & audiology	258	2 180	9 864	23	11	3	6	2	1	—	—	—	—
6214	Outpatient care centers	1 512	19 687	77 193	25	8	6	4	2	2	1	1	1	—
62141	Family planning centers	(C)	(D)	(D)	3	2	—	—	—	—	1	—	—	—
62142	Outpatient mental health, substance abuse ctrs	(C)	(D)	(D)	7	2	2	1	1	1	—	—	—	—
62149	Other outpatient care centers	1 253	16 873	67 633	15	4	4	3	1	1	—	1	1	—
6216	Home health care services	159	1 376	6 425	16	10	3	—	2	1	—	—	—	—
62161	Home health care services	159	1 376	6 425	16	10	3	—	2	1	—	—	—	—
621610	Home health care services	159	1 376	6 425	16	10	3	—	2	1	—	—	—	—
6219	Other ambulatory health care services	449	2 456	10 467	3	—	—	—	—	—	3	—	—	—
62191	Ambulance services	449	2 456	10 467	3	—	—	—	—	—	3	—	—	—
621910	Ambulance services	449	2 456	10 467	3	—	—	—	—	—	3	—	—	—
622	Hospitals	1 943	16 092	66 816	4	—	—	1	—	—	—	2	—	1
6221	General medical & surgical hospitals	(G)	(D)	(D)	1	—	—	—	—	—	—	—	—	1
62211	General medical & surgical hospitals	(G)	(D)	(D)	1	—	—	—	—	—	—	—	—	1
6222	Psychiatric & substance abuse hospitals	(F)	(D)	(D)	3	—	—	1	—	—	—	2	—	—
62221	Psychiatric & substance abuse hospitals	(F)	(D)	(D)	3	—	—	1	—	—	—	2	—	—
623	Nursing & residential care facilities	2 011	10 566	41 920	53	25	11	4	2	4	5	2	—	—
6231	Nursing care facilities	842	5 127	20 423	8	4	—	—	—	—	3	1	—	—
62311	Nursing care facilities	842	5 127	20 423	8	4	—	—	—	—	3	1	—	—
623110	Nursing care facilities	842	5 127	20 423	8	4	—	—	—	—	3	1	—	—
6232	Residential mental retardation, health facil	448	2 238	8 764	13	5	6	—	—	1	—	1	—	—
62321	Residential mental retardation facilities	(C)	(D)	(D)	12	5	6	—	—	1	—	—	—	—
62322	Residential mental health, subst abuse facil	(E)	(D)	(D)	1	—	—	—	—	—	—	1	—	—
6233	Community care facilities for the elderly	624	2 648	10 569	26	13	4	3	2	2	2	—	—	—
62331	Community care facilities for the elderly	624	2 648	10 569	26	13	4	3	2	2	2	—	—	—
624	Social assistance	2 796	11 803	49 610	120	54	17	16	24	4	2	3	—	—
6241	Individual & family services	1 134	4 547	18 943	38	20	6	2	6	1	1	2	—	—
62411	Child & youth services	239	692	2 797	8	4	2	—	1	—	—	—	—	—
624110	Child & youth services	239	692	2 797	8	4	2	—	1	—	—	—	—	—
62412	Services for elderly & disabled persons	705	2 715	11 521	12	5	3	1	1	—	—	2	—	—
624120	Services for elderly & disabled persons	705	2 715	11 521	12	5	3	1	1	—	—	2	—	—
62419	Other individual & family services	190	1 140	4 625	18	11	1	1	4	1	—	—	—	—
624190	Other individual & family services	190	1 140	4 625	18	11	1	1	4	1	—	—	—	—
6243	Vocational rehabilitation services	384	1 870	9 028	5	2	1	1	—	—	—	1	—	—
62431	Vocational rehabilitation services	384	1 870	9 028	5	2	1	1	—	—	—	1	—	—
624310	Vocational rehabilitation services	384	1 870	9 028	5	2	1	1	—	—	—	1	—	—
6244	Child day care services	1 263	5 333	21 422	73	29	9	13	18	3	1	—	—	—
62441	Child day care services	1 263	5 333	21 422	73	29	9	13	18	3	1	—	—	—
624410	Child day care services	1 263	5 333	21 422	73	29	9	13	18	3	1	—	—	—
<b>71</b>	<b>Arts, entertainment &amp; recreation</b>	<b>1 714</b>	<b>5 238</b>	<b>23 403</b>	<b>123</b>	<b>66</b>	<b>18</b>	<b>17</b>	<b>16</b>	<b>3</b>	<b>3</b>	<b>—</b>	<b>—</b>	<b>—</b>
711	Performing arts, spectator sports & related industries	376	1 568	6 481	49	33	8	3	4	—	1	—	—	—
7111	Performing arts companies	196	577	2 251	8	3	2	—	2	—	1	—	—	—
71111	Theater companies & dinner theaters	(C)	(D)	(D)	2	—	1	—	—	—	1	—	—	—
7112	Spectator sports	101	481	2 175	16	11	2	2	1	—	—	—	—	—
71121	Spectator sports	101	481	2 175	16	11	2	2	1	—	—	—	—	—
713	Amusement, gambling & recreation industries	1 313	3 578	16 502	69	31	7	14	12	3	2	—	—	—
7139	Other amusement & recreation industries	(G)	(D)	(D)	67	30	7	13	12	3	2	—	—	—
71391	Golf courses & country clubs	238	841	4 512	8	2	—	—	5	1	—	—	—	—
713910	Golf courses & country clubs	238	841	4 512	8	2	—	—	5	1	—	—	—	—
71394	Fitness & recreational sports centers	840	1 828	7 780	37	17	3	9	4	2	2	—	—	—
713940	Fitness & recreational sports centers	840	1 828	7 780	37	17	3	9	4	2	2	—	—	—
71399	All other amusement & recreation industries	(C)	(D)	(D)	20	11	4	4	1	—	—	—	—	—

See footnotes at end of table.



**Table 6. Counties—Employees, Payroll, and Establishments by Industry: 2001—Con.**

[Excludes most government employees, railroad employees, and self-employed persons. Size class 1 to 4 includes establishments with payroll, but no employees, during mid-March pay period. (D) denotes figures withheld to avoid disclosing data for individual companies; the data are included in broader industry totals. Detailed industries with 100 or more employees are shown if industry was not a (D). For explanation of terms, abbreviations, and data reliability/comparability, see introductory text]

NAICS code	Industry	Number of employees for week including March 12	Payroll (\$1,000)		Total number of establishments	Number of establishments by employment-size class								
			First quarter	Annual		1 to 4	5 to 9	10 to 19	20 to 49	50 to 99	100 to 249	250 to 499	500 to 999	1,000 or more
<b>HOWARD—Con.</b>														
<b>72</b>	<b>Accommodation &amp; food services</b>	<b>8 311</b>	<b>24 372</b>	<b>106 925</b>	<b>377</b>	<b>111</b>	<b>65</b>	<b>79</b>	<b>80</b>	<b>26</b>	<b>15</b>	<b>1</b>	—	—
721	Accommodation	1 215	4 457	19 967	37	9	4	13	6	1	3	1	—	—
7211	Traveler accommodation	(G)	(D)	(D)	35	8	4	13	5	1	3	1	—	—
72111	Hotels (exc casino hotels) & motels	1 165	4 436	19 826	32	5	4	13	5	1	3	1	—	—
721110	Hotels (exc casino hotels) & motels	1 165	4 436	19 826	32	5	4	13	5	1	3	1	—	—
722	Food services & drinking places	7 096	19 915	86 958	340	102	61	66	74	25	12	—	—	—
7221	Full-service restaurants	4 091	11 786	50 734	131	28	21	24	31	16	11	—	—	—
72211	Full-service restaurants	4 091	11 786	50 734	131	28	21	24	31	16	11	—	—	—
722110	Full-service restaurants	4 091	11 786	50 734	131	28	21	24	31	16	11	—	—	—
7222	Limited-service eating places	2 642	6 503	29 267	166	56	24	36	41	8	1	—	—	—
72221	Limited-service eating places	2 642	6 503	29 267	166	56	24	36	41	8	1	—	—	—
722211	Limited-service restaurants	2 425	5 894	26 668	141	45	20	30	37	8	1	—	—	—
7223	Special food services	260	1 351	6 034	24	9	9	3	2	1	—	—	—	—
72231	Food service contractors	(C)	(D)	(D)	13	6	6	—	—	1	—	—	—	—
72232	Caterers	120	651	2 733	9	2	3	3	1	—	—	—	—	—
722320	Caterers	120	651	2 733	9	2	3	3	1	—	—	—	—	—
7224	Drinking places (alcoholic beverages)	103	275	923	19	9	7	3	—	—	—	—	—	—
72241	Drinking places (alcoholic beverages)	103	275	923	19	9	7	3	—	—	—	—	—	—
722410	Drinking places (alcoholic beverages)	103	275	923	19	9	7	3	—	—	—	—	—	—
<b>81</b>	<b>Other services (except public administration)</b>	<b>5 785</b>	<b>40 389</b>	<b>166 194</b>	<b>577</b>	<b>298</b>	<b>134</b>	<b>79</b>	<b>45</b>	<b>16</b>	<b>3</b>	<b>2</b>	—	—
811	Repair & maintenance	1 439	13 863	55 694	173	95	34	28	12	3	1	—	—	—
8111	Automotive repair & maintenance	737	6 083	25 388	117	63	28	20	6	—	—	—	—	—
81111	Automotive mechanical & electrical R&M	354	2 873	12 601	72	43	22	4	3	—	—	—	—	—
811111	General automotive repair	295	2 429	10 705	61	40	14	4	3	—	—	—	—	—
81112	Automotive body, paint, interior & glass repair	280	2 774	10 809	34	15	4	14	1	—	—	—	—	—
811121	Automotive body, paint & interior R&M	255	2 573	9 952	27	10	2	14	1	—	—	—	—	—
81119	Other automotive R&M	103	436	1 978	11	5	2	2	2	—	—	—	—	—
8112	Electronic & precision equipment R&M	383	3 826	14 775	24	13	4	1	3	2	1	—	—	—
81121	Electronic & precision equipment R&M	383	3 826	14 775	24	13	4	1	3	2	1	—	—	—
811212	Computer & office machine R&M	150	1 615	6 612	13	6	3	1	2	1	—	—	—	—
8113	Commercial equipment (exc auto & elec) R&M	201	2 743	10 703	14	6	1	5	1	1	—	—	—	—
81131	Commercial equipment (exc auto & elec) R&M	201	2 743	10 703	14	6	1	5	1	1	—	—	—	—
811310	Commercial equipment (exc auto & elec) R&M	201	2 743	10 703	14	6	1	5	1	1	—	—	—	—
8114	Personal & household goods R&M	118	1 211	4 828	18	13	1	2	2	—	—	—	—	—
812	Personal & laundry services	1 540	7 995	33 151	178	82	50	25	18	2	1	—	—	—
8121	Personal care services	912	3 991	16 948	99	37	29	19	14	—	—	—	—	—
81211	Hair, nail & skin care services	799	3 482	15 017	86	30	28	16	12	—	—	—	—	—
812112	Beauty salons	719	3 103	13 480	68	17	25	15	11	—	—	—	—	—
81219	Other personal care services	113	509	1 931	13	7	1	3	2	—	—	—	—	—
8122	Death care services	143	619	2 371	9	3	1	3	1	1	—	—	—	—
81222	Cemeteries & crematories	(C)	(D)	(D)	5	2	—	1	1	1	—	—	—	—
8123	Drycleaning & laundry services	283	1 964	7 617	33	19	8	3	2	—	1	—	—	—
81231	Coin-operated laundries & drycleaners	(C)	(D)	(D)	4	2	—	1	—	—	1	—	—	—
81232	Drycleaning & laundry services (exc coin-op)	(C)	(D)	(D)	29	17	8	2	2	—	—	—	—	—
8129	Other personal services	202	1 421	6 215	37	23	12	—	1	1	—	—	—	—
813	Religious, grantmaking, civic, prof & like organizations	2 806	18 531	77 349	226	121	50	26	15	11	1	2	—	—
8131	Religious organizations	1 777	8 559	35 085	124	57	31	16	11	7	1	1	—	—
81311	Religious organizations	1 777	8 559	35 085	124	57	31	16	11	7	1	1	—	—
813110	Religious organizations	1 777	8 559	35 085	124	57	31	16	11	7	1	1	—	—
8132	Grantmaking & giving services	297	3 743	15 594	23	21	—	1	—	—	—	1	—	—
81321	Grantmaking & giving services	297	3 743	15 594	23	21	—	1	—	—	—	1	—	—
8134	Civic & social organizations	195	814	3 856	19	10	5	2	—	2	—	—	—	—
81341	Civic & social organizations	195	814	3 856	19	10	5	2	—	2	—	—	—	—
813410	Civic & social organizations	195	814	3 856	19	10	5	2	—	2	—	—	—	—
8139	Business, labor, political, like organizations	508	5 174	21 789	55	30	13	6	4	2	—	—	—	—
81391	Business associations	107	1 089	4 314	17	10	5	1	1	—	—	—	—	—
813910	Business associations	107	1 089	4 314	17	10	5	1	1	—	—	—	—	—
81392	Professional organizations	179	1 851	8 200	13	6	2	2	2	1	—	—	—	—
813920	Professional organizations	179	1 851	8 200	13	6	2	2	2	1	—	—	—	—
81393	Labor unions & similar labor organizations	142	1 906	7 799	7	2	3	—	1	1	—	—	—	—
813930	Labor unions & similar labor organizations	142	1 906	7 799	7	2	3	—	1	1	—	—	—	—
<b>95</b>	<b>Auxiliaries (exc corporate, subsidiary &amp; regional mgt)</b>	<b>2 141</b>	<b>28 078</b>	<b>86 517</b>	<b>21</b>	<b>6</b>	<b>3</b>	<b>3</b>	<b>3</b>	<b>1</b>	<b>2</b>	<b>2</b>	<b>1</b>	—
<b>99</b>	<b>Unclassified establishments</b>	<b>(B)</b>	<b>(D)</b>	<b>(D)</b>	<b>45</b>	<b>44</b>	<b>1</b>	—	—	—	—	—	—	—
<b>KENT</b>														
	<b>Total</b>	<b>7 149</b>	<b>38 075</b>	<b>166 099</b>	<b>676</b>	<b>389</b>	<b>139</b>	<b>93</b>	<b>37</b>	<b>6</b>	<b>9</b>	<b>2</b>	<b>1</b>	—
<b>11</b>	<b>Forestry, fishing, hunting, and agriculture support</b>	<b>6</b>	<b>29</b>	<b>202</b>	<b>7</b>	<b>7</b>	—	—	—	—	—	—	—	—
<b>21</b>	<b>Mining</b>	<b>(A)</b>	<b>(D)</b>	<b>(D)</b>	<b>1</b>	—	<b>1</b>	—	—	—	—	—	—	—

See footnotes at end of table.

**Table 6. Counties—Employees, Payroll, and Establishments by Industry: 2001—Con.**

[Excludes most government employees, railroad employees, and self-employed persons. Size class 1 to 4 includes establishments with payroll, but no employees, during mid-March pay period. (D) denotes figures withheld to avoid disclosing data for individual companies; the data are included in broader industry totals. Detailed industries with 100 or more employees are shown if industry was not a (D). For explanation of terms, abbreviations, and data reliability/comparability, see introductory text]

NAICS code	Industry	Number of employees for week including March 12	Payroll (\$1,000)		Total number of establishments	Number of establishments by employment-size class																		
			First quarter	Annual		1 to 4	5 to 9	10 to 19	20 to 49	50 to 99	100 to 249	250 to 499	500 to 999	1,000 or more										
<b>KENT—Con.</b>																								
<b>23</b>	<b>Construction</b> .....	<b>511</b>	<b>2 965</b>	<b>16 509</b>	<b>81</b>	<b>56</b>	<b>16</b>	<b>4</b>	<b>4</b>	—	<b>1</b>	—	—	—	—	—	—							
233	Building, developing & general contracting .....	(C)	(D)	(D)	25	18	5	1	1	—	—	—	—	—	—	—	—							
234	Heavy construction .....	(C)	(D)	(D)	3	—	—	—	1	—	1	—	—	—	—	—	—							
2341	Highway, street, bridge & tunnel construction ...	(C)	(D)	(D)	1	—	—	—	—	—	—	—	—	1	—	—	—							
23411	Highway & street construction .....	(C)	(D)	(D)	1	—	—	—	—	—	—	—	—	1	—	—	—							
235	Special trade contractors .....	192	1 087	5 420	53	38	11	2	2	—	—	—	—	—	—	—	—							
<b>31-33</b>	<b>Manufacturing</b> .....	<b>1 018</b>	<b>6 505</b>	<b>28 416</b>	<b>26</b>	<b>10</b>	<b>5</b>	<b>3</b>	<b>4</b>	<b>1</b>	<b>2</b>	<b>1</b>	—	—	—	—	—							
311	Food mfg .....	(C)	(D)	(D)	2	—	1	—	—	—	1	—	—	—	—	—	—							
3116	Animal slaughtering & processing .....	(C)	(D)	(D)	1	—	—	—	—	—	1	—	—	—	—	—	—							
31161	Animal slaughtering & processing .....	(C)	(D)	(D)	1	—	—	—	—	—	1	—	—	—	—	—	—							
325	Chemical mfg .....	116	1 673	6 591	4	1	—	—	2	1	—	—	—	—	—	—	—							
332	Fabricated metal product mfg .....	(E)	(D)	(D)	3	1	1	—	—	—	—	—	—	1	—	—	—							
3329	Other fabricated metal product mfg .....	(E)	(D)	(D)	2	—	1	—	—	—	—	—	—	1	—	—	—							
33291	Metal valve mfg .....	(E)	(D)	(D)	1	—	—	—	—	—	—	—	—	1	—	—	—							
339	Miscellaneous mfg .....	(C)	(D)	(D)	1	—	—	—	—	—	1	—	—	—	—	—	—							
3399	Other miscellaneous mfg .....	(C)	(D)	(D)	1	—	—	—	—	—	1	—	—	—	—	—	—							
33999	All other misc mfg .....	(C)	(D)	(D)	1	—	—	—	—	—	1	—	—	—	—	—	—							
<b>42</b>	<b>Wholesale trade</b> .....	<b>132</b>	<b>1 082</b>	<b>4 484</b>	<b>24</b>	<b>16</b>	<b>5</b>	<b>1</b>	<b>2</b>	—	—	—	—	—	—	—	—							
<b>44-45</b>	<b>Retail trade</b> .....	<b>1 072</b>	<b>4 400</b>	<b>18 441</b>	<b>127</b>	<b>66</b>	<b>26</b>	<b>26</b>	<b>6</b>	<b>2</b>	<b>1</b>	—	—	—	—	—	—							
444	Bldg material & garden equip & supp dealers .....	167	784	3 587	16	7	1	6	2	—	—	—	—	—	—	—	—							
445	Food & beverage stores .....	343	1 398	5 690	21	8	6	4	—	2	1	—	—	—	—	—	—							
4451	Grocery stores .....	293	1 239	5 116	11	3	2	3	—	2	1	—	—	—	—	—	—							
44511	Grocery (except convenience) stores .....	260	1 132	4 691	6	1	1	1	—	2	1	—	—	—	—	—	—							
445110	Grocery (except convenience) stores .....	260	1 132	4 691	6	1	1	1	—	2	1	—	—	—	—	—	—							
<b>48-49</b>	<b>Transportation &amp; warehousing</b> .....	<b>105</b>	<b>495</b>	<b>2 177</b>	<b>31</b>	<b>23</b>	<b>4</b>	<b>4</b>	—	—	—	—	—	—	—	—	—							
<b>51</b>	<b>Information</b> .....	<b>85</b>	<b>746</b>	<b>2 970</b>	<b>9</b>	<b>3</b>	<b>3</b>	<b>2</b>	<b>1</b>	—	—	—	—	—	—	—	—							
<b>52</b>	<b>Finance &amp; insurance</b> .....	<b>254</b>	<b>2 328</b>	<b>9 064</b>	<b>32</b>	<b>15</b>	<b>9</b>	<b>6</b>	<b>2</b>	—	—	—	—	—	—	—	—							
522	Credit intermediation & related activities .....	191	1 552	5 919	20	9	5	4	2	—	—	—	—	—	—	—	—							
5221	Depository credit intermediation .....	(C)	(D)	(D)	17	6	5	4	2	—	—	—	—	—	—	—	—							
52211	Commercial banking .....	(C)	(D)	(D)	16	5	5	4	2	—	—	—	—	—	—	—	—							
<b>53</b>	<b>Real estate &amp; rental &amp; leasing</b> .....	<b>70</b>	<b>322</b>	<b>1 211</b>	<b>23</b>	<b>18</b>	<b>4</b>	<b>1</b>	—	—	—	—	—	—	—	—	—							
<b>54</b>	<b>Professional, scientific &amp; technical services</b> .....	<b>273</b>	<b>1 375</b>	<b>5 567</b>	<b>47</b>	<b>35</b>	<b>6</b>	<b>4</b>	<b>1</b>	<b>1</b>	—	—	—	—	—	—	—							
541	Professional, scientific & technical services .....	273	1 375	5 567	47	35	6	4	1	1	—	—	—	—	—	—	—							
5412	Accounting, tax prep, bookkeep, payroll services .....	104	517	1 791	8	5	1	1	—	1	—	—	—	—	—	—	—							
54121	Accounting, tax prep, bookkeep, payroll services .....	104	517	1 791	8	5	1	1	—	1	—	—	—	—	—	—	—							
<b>55</b>	<b>Management of companies &amp; enterprises</b> .....	<b>(B)</b>	<b>(D)</b>	<b>(D)</b>	<b>3</b>	<b>1</b>	—	<b>2</b>	—	—	—	—	—	—	—	—	—							
<b>56</b>	<b>Admin, support, waste mgt, remediation services</b> .....	<b>(C)</b>	<b>(D)</b>	<b>(D)</b>	<b>36</b>	<b>22</b>	<b>6</b>	<b>6</b>	<b>2</b>	—	—	—	—	—	—	—	—							
561	Administrative & support services .....	(C)	(D)	(D)	35	21	6	6	2	—	—	—	—	—	—	—	—							
<b>61</b>	<b>Educational services</b> .....	<b>945</b>	<b>3 878</b>	<b>15 287</b>	<b>12</b>	<b>6</b>	<b>2</b>	—	<b>2</b>	<b>1</b>	—	—	—	—	—	<b>1</b>	—							
611	Educational services .....	945	3 878	15 287	12	6	2	—	2	1	—	—	—	—	—	1	—							
6111	Elementary & secondary schools .....	(C)	(D)	(D)	4	1	1	—	1	1	—	—	—	—	—	—	—							
61111	Elementary & secondary schools .....	(C)	(D)	(D)	4	1	1	—	1	1	—	—	—	—	—	—	—							
6113	Colleges, universities & professional schools ...	(F)	(D)	(D)	1	—	—	—	—	—	—	—	—	—	—	1	—							
61131	Colleges, universities & professional schools .	(F)	(D)	(D)	1	—	—	—	—	—	—	—	—	—	—	1	—							
<b>62</b>	<b>Health care and social assistance</b> .....	<b>1 267</b>	<b>7 903</b>	<b>33 756</b>	<b>51</b>	<b>17</b>	<b>18</b>	<b>7</b>	<b>3</b>	<b>1</b>	<b>4</b>	<b>1</b>	—	—	—	—	—							
621	Ambulatory health care services .....	208	1 767	7 801	33	14	13	5	1	—	—	—	—	—	—	—	—							
6211	Offices of physicians .....	110	1 063	4 720	18	7	8	3	—	—	—	—	—	—	—	—	—							
62111	Offices of physicians .....	110	1 063	4 720	18	7	8	3	—	—	—	—	—	—	—	—	—							
621111	Offices of physicians (exc mental health) ...	110	1 063	4 720	18	7	8	3	—	—	—	—	—	—	—	—	—							
622	Hospitals .....	(E)	(D)	(D)	2	—	—	—	—	—	1	1	—	—	—	—	—							
6221	General medical & surgical hospitals .....	(E)	(D)	(D)	1	—	—	—	—	—	—	1	—	—	—	—	—							
62211	General medical & surgical hospitals .....	(E)	(D)	(D)	1	—	—	—	—	—	—	1	—	—	—	—	—							
6222	Psychiatric & substance abuse hospitals .....	(C)	(D)	(D)	1	—	—	—	—	—	—	1	—	—	—	—	—							
62221	Psychiatric & substance abuse hospitals .....	(C)	(D)	(D)	1	—	—	—	—	—	—	1	—	—	—	—	—							
623	Nursing & residential care facilities .....	385	1 840	7 052	5	1	1	—	—	—	3	—	—	—	—	—	—							
6231	Nursing care facilities .....	(C)	(D)	(D)	2	—	—	—	—	—	2	—	—	—	—	—	—							
62311	Nursing care facilities .....	(C)	(D)	(D)	2	—	—	—	—	—	2	—	—	—	—	—	—							
6233	Community care facilities for the elderly .....	(C)	(D)	(D)	2	1	—	—	—	—	1	—	—	—	—	—	—							
62331	Community care facilities for the elderly .....	(C)	(D)	(D)	2	1	—	—	—	—	1	—	—	—	—	—	—							
624	Social assistance .....	(C)	(D)	(D)	11	2	4	2	2	1	—	—	—	—	—	—	—							
6241	Individual & family services .....	(C)	(D)	(D)	7	1	2	1	2	1	—	—	—	—	—	—	—							
62419	Other individual & family services .....	(C)	(D)	(D)	4	—	2	—	1	1	—	—	—	—	—	—	—							
<b>71</b>	<b>Arts, entertainment &amp; recreation</b> .....	<b>(E)</b>	<b>(D)</b>	<b>(D)</b>	<b>26</b>	<b>8</b>	<b>10</b>	<b>3</b>	<b>4</b>	—	<b>1</b>	—	—	—	—	—	—							
713	Amusement, gambling & recreation industries ...	(E)	(D)	(D)	23	6	9	3	4	—	1	—	—	—	—	—	—							
7139	Other amusement & recreation industries .....	(E)	(D)	(D)	23	6	9	3	4	—	1	—	—	—	—	—	—							
71391	Golf courses & country clubs .....	(C)	(D)	(D)	1	—	—	—	—	—	1	—	—	—	—	—	—							
71393	Marinas .....	197	1 063	4 954	17	3	8	3	3	—	—	—	—	—	—	—	—							
713930	Marinas .....	197	1 063	4 954	17	3	8	3	3	—	—	—	—	—	—	—	—							

See footnotes at end of table.

**Table 6. Counties—Employees, Payroll, and Establishments by Industry: 2001—Con.**

[Excludes most government employees, railroad employees, and self-employed persons. Size class 1 to 4 includes establishments with payroll, but no employees, during mid-March pay period. (D) denotes figures withheld to avoid disclosing data for individual companies; the data are included in broader industry totals. Detailed industries with 100 or more employees are shown if industry was not a (D). For explanation of terms, abbreviations, and data reliability/comparability, see introductory text]

NAICS code	Industry	Number of employees for week including March 12	Payroll (\$1,000)		Total number of establishments	Number of establishments by employment-size class									
			First quarter	Annual		1 to 4	5 to 9	10 to 19	20 to 49	50 to 99	100 to 249	250 to 499	500 to 999	1,000 or more	
<b>KENT—Con.</b>															
<b>72</b>	<b>Accommodation &amp; food services</b> .....	<b>544</b>	<b>1 376</b>	<b>7 336</b>	<b>57</b>	<b>20</b>	<b>14</b>	<b>17</b>	<b>6</b>	—	—	—	—	—	
722	Food services & drinking places .....	459	1 123	6 012	43	13	11	13	6	—	—	—	—	—	
7221	Full-service restaurants .....	246	603	3 892	20	5	6	5	4	—	—	—	—	—	
72211	Full-service restaurants .....	246	603	3 892	20	5	6	5	4	—	—	—	—	—	
722110	Full-service restaurants .....	246	603	3 892	20	5	6	5	4	—	—	—	—	—	
7222	Limited-service eating places .....	162	402	1 637	15	3	5	5	2	—	—	—	—	—	
72221	Limited-service eating places .....	162	402	1 637	15	3	5	5	2	—	—	—	—	—	
<b>81</b>	<b>Other services (except public administration)</b> .....	<b>266</b>	<b>1 227</b>	<b>5 245</b>	<b>76</b>	<b>59</b>	<b>10</b>	<b>7</b>	—	—	—	—	—	—	
<b>99</b>	<b>Unclassified establishments</b> .....	<b>(A)</b>	<b>(D)</b>	<b>(D)</b>	<b>7</b>	<b>7</b>	—	—	—	—	—	—	—	—	
<b>MONTGOMERY</b>															
	<b>Total</b> .....	<b>408 770</b>	<b>4 468 373</b>	<b>17 824 059</b>	<b>25 967</b>	<b>14 513</b>	<b>4 594</b>	<b>3 125</b>	<b>2 274</b>	<b>773</b>	<b>511</b>	<b>125</b>	<b>22</b>	<b>30</b>	
<b>11</b>	<b>Forestry, fishing, hunting, and agriculture support</b> .....	<b>136</b>	<b>941</b>	<b>4 523</b>	<b>23</b>	<b>15</b>	<b>4</b>	<b>3</b>	<b>1</b>	—	—	—	—	—	
<b>21</b>	<b>Mining</b> .....	<b>89</b>	<b>827</b>	<b>3 890</b>	<b>5</b>	<b>1</b>	<b>1</b>	<b>1</b>	<b>2</b>	—	—	—	—	—	
<b>22</b>	<b>Utilities</b> .....	<b>396</b>	<b>8 873</b>	<b>35 749</b>	<b>11</b>	<b>7</b>	—	<b>1</b>	—	<b>1</b>	<b>2</b>	—	—	—	
221	Utilities .....	396	8 873	35 749	11	7	—	1	—	1	2	—	—	—	
2211	Elec pwr generation, transmsn & distribution ...	(E)	(D)	(D)	8	5	—	—	—	1	2	—	—	—	
22111	Electric power generation .....	(C)	(D)	(D)	4	3	—	—	—	1	1	—	—	—	
22112	Electric pwr transmsn, control & distribution ..	(C)	(D)	(D)	4	2	—	—	—	1	1	—	—	—	
<b>23</b>	<b>Construction</b> .....	<b>30 409</b>	<b>307 517</b>	<b>1 432 124</b>	<b>2 299</b>	<b>1 359</b>	<b>393</b>	<b>265</b>	<b>195</b>	<b>41</b>	<b>38</b>	<b>4</b>	<b>2</b>	<b>2</b>	
233	Building, developing & general contracting .....	10 823	128 508	527 432	870	561	135	95	53	9	14	2	—	1	
2331	Land subdivision & land development .....	467	5 059	22 205	51	34	8	4	3	1	1	—	—	—	
23311	Land subdivision & land development .....	467	5 059	22 205	51	34	8	4	3	1	1	—	—	—	
233110	Land subdivision & land development .....	467	5 059	22 205	51	34	8	4	3	1	1	—	—	—	
2332	Residential building construction .....	4 154	45 299	200 243	664	466	97	64	28	3	5	1	—	—	
23321	Single-family housing construction .....	3 719	39 684	177 841	628	446	91	59	24	3	4	1	—	—	
233210	Single-family housing construction .....	3 719	39 684	177 841	628	446	91	59	24	3	4	1	—	—	
23322	Multifamily housing construction .....	435	5 615	22 402	36	20	6	5	4	—	1	—	—	—	
233220	Multifamily housing construction .....	435	5 615	22 402	36	20	6	5	4	—	1	—	—	—	
2333	Nonresidential building construction .....	6 202	78 150	304 984	155	61	30	27	22	5	8	1	—	1	
23332	Commercial & institutional bldg construction ..	6 157	77 773	302 457	143	53	28	25	22	5	8	1	—	1	
233320	Commercial & institutional bldg construction ..	6 157	77 773	302 457	143	53	28	25	22	5	8	1	—	1	
234	Heavy construction .....	1 321	14 281	66 093	65	21	17	8	14	3	1	1	—	—	
2341	Highway, street, bridge & tunnel construction ...	595	5 331	32 116	15	7	1	1	3	1	1	1	—	—	
23411	Highway & street construction .....	595	5 331	32 116	15	7	1	1	3	1	1	1	—	—	
234110	Highway & street construction .....	595	5 331	32 116	15	7	1	1	3	1	1	1	—	—	
2349	Other heavy construction .....	726	8 950	33 977	50	14	16	7	11	2	—	—	—	—	
23491	Water, sewer & pipeline construction .....	248	2 125	9 681	17	5	5	3	3	1	—	—	—	—	
234910	Water, sewer & pipeline construction .....	248	2 125	9 681	17	5	5	3	3	1	—	—	—	—	
23492	Pwr, communication transmsn line construction .....	(C)	(D)	(D)	9	3	2	—	4	—	—	—	—	—	
23499	All other heavy construction .....	260	3 548	11 537	23	6	9	4	4	—	—	—	—	—	
234990	All other heavy construction .....	260	3 548	11 537	23	6	9	4	4	—	—	—	—	—	
235	Special trade contractors .....	18 265	164 728	838 599	1 364	777	241	162	128	29	23	1	2	1	
2351	Plumbing, heating & AC contractor .....	4 951	53 902	222 584	270	123	58	39	36	4	8	—	2	—	
23511	Plumbing, heating & AC contractor .....	4 951	53 902	222 584	270	123	58	39	36	4	8	—	2	—	
235110	Plumbing, heating & AC contractor .....	4 951	53 902	222 584	270	123	58	39	36	4	8	—	2	—	
2352	Painting & wall covering contractors .....	1 515	10 708	53 718	217	161	27	14	9	3	3	—	—	—	
23521	Painting & wall covering contractors .....	1 515	10 708	53 718	217	161	27	14	9	3	3	—	—	—	
235210	Painting & wall covering contractors .....	1 515	10 708	53 718	217	161	27	14	9	3	3	—	—	—	
2353	Electrical contractors .....	2 468	24 783	111 114	199	105	36	26	24	4	4	—	—	—	
23531	Electrical contractors .....	2 468	24 783	111 114	199	105	36	26	24	4	4	—	—	—	
235310	Electrical contractors .....	2 468	24 783	111 114	199	105	36	26	24	4	4	—	—	—	
2354	Masonry, drywall, insulation, tile contractors ...	2 835	24 664	103 585	158	80	24	21	18	9	5	1	—	—	
23541	Masonry & stone contractors .....	1 134	10 233	43 337	76	42	9	9	9	5	2	—	—	—	
235410	Masonry & stone contractors .....	1 134	10 233	43 337	76	42	9	9	9	5	2	—	—	—	
23542	Drywall, acoustical & insulation contractors ...	1 555	13 244	55 041	60	27	10	7	8	4	3	1	—	—	
235420	Drywall, acoustical & insulation contractors ...	1 555	13 244	55 041	60	27	10	7	8	4	3	1	—	—	
23543	Tile, marble, terrazzo & mosaic contractors ..	146	1 187	5 207	22	11	5	5	1	—	—	—	—	—	
235430	Tile, marble, terrazzo & mosaic contractors ..	146	1 187	5 207	22	11	5	5	1	—	—	—	—	—	
2355	Carpentry & floor contractors .....	1 203	8 531	36 641	170	106	24	27	11	1	1	—	—	—	
23551	Carpentry contractors .....	833	5 678	24 361	127	86	15	6	1	1	1	—	—	—	
235510	Carpentry contractors .....	833	5 678	24 361	127	86	15	6	1	1	1	—	—	—	
23552	Floor laying & other floor contractors .....	370	2 853	12 280	43	20	6	12	5	—	—	—	—	—	
235520	Floor laying & other floor contractors .....	370	2 853	12 280	43	20	6	12	5	—	—	—	—	—	
2356	Roofing, siding, & sheet metal contractors .....	(E)	(D)	(D)	85	56	18	5	6	—	—	—	—	—	
23561	Roofing, siding, & sheet metal contractors ...	(E)	(D)	(D)	85	56	18	5	6	—	—	—	—	—	
2357	Concrete contractors .....	3 428	27 767	241 614	107	50	30	11	12	2	1	—	—	1	
23571	Concrete contractors .....	3 428	27 767	241 614	107	50	30	11	12	2	1	—	—	1	
235710	Concrete contractors .....	3 428	27 767	241 614	107	50	30	11	12	2	1	—	—	1	

See footnotes at end of table.

**Table 6. Counties—Employees, Payroll, and Establishments by Industry: 2001—Con.**

[Excludes most government employees, railroad employees, and self-employed persons. Size class 1 to 4 includes establishments with payroll, but no employees, during mid-March pay period. (D) denotes figures withheld to avoid disclosing data for individual companies; the data are included in broader industry totals. Detailed industries with 100 or more employees are shown if industry was not a (D). For explanation of terms, abbreviations, and data reliability/comparability, see introductory text]

NAICS code	Industry	Number of employees for week including March 12	Payroll (\$1,000)		Total number of establishments	Number of establishments by employment-size class									
			First quarter	Annual		1 to 4	5 to 9	10 to 19	20 to 49	50 to 99	100 to 249	250 to 499	500 to 999	1,000 or more	
<b>MONTGOMERY—Con.</b>															
<b>23</b>	<b>Construction—Con.</b>														
	Special trade contractors—Con.														
235	Other special trade contractors	1 422	11 260	54 376	155	94	23	19	12	6	1	—	—	—	
2359	Glass & glazing contractors	159	1 601	7 428	15	5	5	4	—	1	—	—	—	—	
235920	Glass & glazing contractors	159	1 601	7 428	15	5	5	4	—	1	—	—	—	—	
23593	Excavation contractors	196	1 734	7 989	44	29	7	1	—	—	—	—	—	—	
235930	Excavation contractors	196	1 734	7 989	44	29	7	1	—	—	—	—	—	—	
23594	Wrecking & demolition contractors	273	1 676	9 152	7	2	—	2	1	1	1	—	—	—	
235940	Wrecking & demolition contractors	273	1 676	9 152	7	2	—	2	1	1	1	—	—	—	
23595	Bldg equip & oth mach installation contractor	103	1 274	5 527	7	3	1	1	1	1	—	—	—	—	
235950	Bldg equip & oth mach installation contractor	103	1 274	5 527	7	3	1	1	1	1	—	—	—	—	
23599	All other special trade contractors	662	4 917	23 431	74	48	10	5	8	3	—	—	—	—	
235990	All other special trade contractors	662	4 917	23 431	74	48	10	5	8	3	—	—	—	—	
<b>31-33</b>	<b>Manufacturing</b>														
311	Food mfg	629	3 246	13 229	40	18	5	8	5	2	2	—	—	—	
3118	Bakeries & tortilla mfg	575	2 919	11 832	31	12	3	8	4	2	2	—	—	—	
31181	Bread & bakery product mfg	(F)	(D)	(D)	30	11	3	8	4	2	2	—	—	—	
311812	Commercial bakeries	320	1 968	8 033	10	3	3	1	—	1	2	—	—	—	
323	Printing & related support activities	2 370	24 153	94 715	129	64	29	12	12	6	5	1	—	—	
3231	Printing & related support activities	2 370	24 153	94 715	129	64	29	12	12	6	5	1	—	—	
32311	Printing	2 276	23 036	90 004	116	55	28	10	12	5	5	1	—	—	
323110	Commercial lithographic printing	1 623	17 013	67 132	46	15	11	7	5	2	5	1	—	—	
323114	Quick printing	125	1 018	4 104	24	15	6	2	1	—	—	—	—	—	
323117	Book printing	288	3 220	11 478	10	1	4	—	2	3	—	—	—	—	
323119	Other commercial printing	102	841	3 650	20	16	3	—	1	—	—	—	—	—	
325	Chemical mfg	1 008	15 570	71 122	20	6	3	4	2	3	1	1	—	—	
3254	Pharmaceutical & medicine mfg	858	14 137	64 289	10	2	1	2	1	2	1	1	—	—	
32541	Pharmaceutical & medicine mfg	858	14 137	64 289	10	2	1	2	1	2	1	1	—	—	
325413	In-vitro diagnostic substance mfg	113	1 452	5 333	3	—	—	1	1	1	—	—	—	—	
326	Plastics & rubber products mfg	(C)	(D)	(D)	5	2	1	—	1	—	1	—	—	—	
3261	Plastics product mfg	156	1 440	5 914	4	1	1	—	1	—	1	—	—	—	
32619	Other plastics product mfg	156	1 440	5 914	4	1	1	—	1	—	1	—	—	—	
326199	All other plastics product mfg	156	1 440	5 914	4	1	1	—	1	—	1	—	—	—	
327	Nonmetallic mineral product mfg	271	2 810	14 192	18	4	7	3	3	1	—	—	—	—	
3273	Cement & concrete product mfg	171	2 065	10 336	8	1	3	2	1	1	—	—	—	—	
32732	Ready-mix concrete mfg	137	1 661	8 624	5	1	2	—	1	1	—	—	—	—	
327320	Ready-mix concrete mfg	137	1 661	8 624	5	1	2	—	1	1	—	—	—	—	
332	Fabricated metal product mfg	278	2 423	9 636	26	11	3	6	6	—	—	—	—	—	
3323	Architectural & structural metals mfg	165	1 352	5 565	10	3	1	1	5	—	—	—	—	—	
33232	Ornamental & architectural metal prod mfg	(C)	(D)	(D)	8	3	1	1	3	—	—	—	—	—	
333	Machinery mfg	485	9 378	29 089	12	7	1	1	2	—	—	1	—	—	
3332	Industrial machinery mfg	(E)	(D)	(D)	3	1	—	—	1	—	—	1	—	—	
33329	Other industrial machinery mfg	(E)	(D)	(D)	3	1	—	—	1	—	—	1	—	—	
334	Computer & electronic product mfg	5 908	122 173	452 738	66	24	9	9	7	8	4	3	1	1	
3342	Communications equipment mfg	(H)	(D)	(D)	19	6	1	2	1	3	3	1	1	1	
33422	Radio, TV broadcast & wireless comm equip mfg	3 997	91 594	329 549	14	4	—	1	1	3	3	—	1	1	
334220	Radio, TV broadcast & wireless comm equip mfg	3 997	91 594	329 549	14	4	—	1	1	3	3	—	1	1	
33429	Other communications equipment mfg	(E)	(D)	(D)	3	—	1	1	—	—	—	1	—	—	
3344	Semiconductor & oth electronic component mfg	377	4 143	16 243	14	3	2	3	3	3	—	—	—	—	
33441	Semiconductor & oth electronic component mfg	377	4 143	16 243	14	3	2	3	3	3	—	—	—	—	
334412	Bare printed circuit board mfg	101	954	3 397	5	1	2	—	1	1	—	—	—	—	
334419	Other electronic component mfg	203	2 680	10 607	5	1	—	2	—	2	—	—	—	—	
3345	Nav, measuring, medical, control instruments mfg	1 099	21 123	85 478	23	8	5	4	2	1	1	2	—	—	
33451	Nav, measuring, medical, control instruments mfg	1 099	21 123	85 478	23	8	5	4	2	1	1	2	—	—	
335	Electrical equip, appliance & component mfg	267	4 485	17 749	11	5	2	2	—	1	1	—	—	—	
3359	Other electrical equipment & component mfg	(C)	(D)	(D)	4	2	1	—	—	—	1	—	—	—	
33599	All oth electrical equipment & component mfg	(C)	(D)	(D)	2	1	—	—	—	—	1	—	—	—	
337	Furniture & related product mfg	324	2 700	10 817	41	22	10	4	4	1	—	—	—	—	
3371	HH & institutional furniture & kitchen cabinet mfg	188	1 494	5 824	27	17	5	2	2	1	—	—	—	—	
33711	Wood kitchen cabinet & countertop mfg	129	1 049	3 927	17	11	2	2	1	1	—	—	—	—	
337110	Wood kitchen cabinet & countertop mfg	129	1 049	3 927	17	11	2	2	1	1	—	—	—	—	
3372	Office furniture (including fixtures) mfg	132	1 191	4 931	11	2	5	2	2	—	—	—	—	—	
33721	Office furniture (including fixtures) mfg	132	1 191	4 931	11	2	5	2	2	—	—	—	—	—	
339	Miscellaneous mfg	660	5 944	25 699	103	61	23	9	10	—	—	—	—	—	
3391	Medical equipment & supplies mfg	509	4 680	20 097	71	40	16	7	8	—	—	—	—	—	
33911	Medical equipment & supplies mfg	509	4 680	20 097	71	40	16	7	8	—	—	—	—	—	
339111	Laboratory apparatus & furniture mfg	107	1 438	6 515	6	1	—	2	3	—	—	—	—	—	
339112	Surgical & medical instrument mfg	121	1 213	4 933	11	3	5	1	2	—	—	—	—	—	
339116	Dental laboratories	212	1 280	5 214	43	30	8	3	2	—	—	—	—	—	
3399	Other miscellaneous mfg	151	1 264	5 602	32	21	7	2	2	—	—	—	—	—	

See footnotes at end of table.

**Table 6. Counties—Employees, Payroll, and Establishments by Industry: 2001—Con.**

[Excludes most government employees, railroad employees, and self-employed persons. Size class 1 to 4 includes establishments with payroll, but no employees, during mid-March pay period. (D) denotes figures withheld to avoid disclosing data for individual companies; the data are included in broader industry totals. Detailed industries with 100 or more employees are shown if industry was not a (D). For explanation of terms, abbreviations, and data reliability/comparability, see introductory text]

NAICS code	Industry	Number of employees for week including March 12	Payroll (\$1,000)		Total number of establishments	Number of establishments by employment-size class								
			First quarter	Annual		1 to 4	5 to 9	10 to 19	20 to 49	50 to 99	100 to 249	250 to 499	500 to 999	1,000 or more
<b>MONTGOMERY—Con.</b>														
<b>42</b>	<b>Wholesale trade</b>	<b>14 428</b>	<b>249 991</b>	<b>900 142</b>	<b>893</b>	<b>501</b>	<b>155</b>	<b>105</b>	<b>88</b>	<b>26</b>	<b>15</b>	<b>2</b>	—	<b>1</b>
421	Wholesale trade, durable goods	11 292	212 505	756 627	621	335	110	83	67	15	8	2	—	1
4211	Motor vehicle, motor vehicle pt & supply whsle	243	3 178	11 886	35	21	6	5	3	—	—	—	—	—
42112	Motor vehicle supplies & new parts whsle	(C)	(D)	(D)	18	9	4	3	2	—	—	—	—	—
4212	Furniture & home furnishing whsle	1 045	8 491	37 729	77	47	11	7	8	2	1	1	—	—
42121	Furniture whsle	353	4 266	20 354	41	28	5	3	4	—	1	—	—	—
421210	Furniture whsle	353	4 266	20 354	41	28	5	3	4	—	1	—	—	—
42122	Home furnishing whsle	692	4 225	17 375	36	19	6	4	4	2	—	1	—	—
421220	Home furnishing whsle	692	4 225	17 375	36	19	6	4	4	2	—	1	—	—
4213	Lumber & other construction materials whsle	276	4 888	29 265	20	12	3	1	3	—	1	—	—	—
42131	Lumber, plywood, millwork & wood panel whsle	129	2 648	8 775	8	4	1	—	3	—	—	—	—	—
421310	Lumber, plywood, millwork & wood panel whsle	129	2 648	8 775	8	4	1	—	3	—	—	—	—	—
42133	Roofing, siding & insulation material whsle	(C)	(D)	(D)	5	4	—	—	—	—	1	—	—	—
4214	Professional & commercial equip & supp whsle	6 637	153 049	510 620	180	91	26	27	25	6	3	1	—	1
42142	Office equipment whsle	403	4 924	22 311	22	9	1	6	4	1	1	—	—	—
421420	Office equipment whsle	403	4 924	22 311	22	9	1	6	4	1	1	—	—	—
42143	Computer & peripheral equip & software whsle	5 530	140 663	457 199	99	47	18	13	15	3	1	1	—	1
421430	Computer & peripheral equip & software whsle	5 530	140 663	457 199	99	47	18	13	15	3	1	1	—	1
42145	Medical, dental, hospital equip & supp whsle	356	3 988	16 800	28	17	3	5	2	—	1	—	—	—
421450	Medical, dental, hospital equip & supp whsle	356	3 988	16 800	28	17	3	5	2	—	1	—	—	—
42149	Oth professional equipment & supplies whsle	173	2 136	9 161	17	10	3	1	2	1	—	—	—	—
421490	Oth professional equipment & supplies whsle	173	2 136	9 161	17	10	3	1	2	1	—	—	—	—
4216	Electrical goods whsle	1 424	23 646	88 799	118	56	25	19	12	4	2	—	—	—
42161	Elec equip, wiring supp, const material whsle	259	4 130	15 291	30	16	7	5	1	1	—	—	—	—
421610	Elec equip, wiring supp, const material whsle	259	4 130	15 291	30	16	7	5	1	1	—	—	—	—
42162	Electric appliance, TV, radio set whsle	250	3 748	15 134	14	4	3	4	2	—	1	—	—	—
421620	Electric appliance, TV, radio set whsle	250	3 748	15 134	14	4	3	4	2	—	1	—	—	—
42169	Other electronic parts & equipment whsle	915	15 768	58 374	74	36	15	10	9	3	1	—	—	—
421690	Other electronic parts & equipment whsle	915	15 768	58 374	74	36	15	10	9	3	1	—	—	—
4217	Hardware, plumb & heating equip & sup whsle	505	6 992	24 692	42	20	5	9	7	1	—	—	—	—
42171	Hardware whsle	285	3 655	12 568	20	10	2	4	3	1	—	—	—	—
421710	Hardware whsle	285	3 655	12 568	20	10	2	4	3	1	—	—	—	—
42173	Warm air heating & AC equip & supplies whsle	110	1 409	5 960	13	6	2	3	2	—	—	—	—	—
421730	Warm air heating & AC equip & supplies whsle	110	1 409	5 960	13	6	2	3	2	—	—	—	—	—
4218	Machinery, equipment & supplies whsle	578	6 235	27 307	66	37	17	6	5	—	1	—	—	—
42183	Industrial machinery & equipment whsle	134	1 674	7 604	21	10	7	3	1	—	—	—	—	—
421830	Industrial machinery & equipment whsle	134	1 674	7 604	21	10	7	3	1	—	—	—	—	—
42185	Service establishment equip & supplies whsle	262	2 336	9 349	15	11	1	1	1	—	1	—	—	—
421850	Service establishment equip & supplies whsle	262	2 336	9 349	15	11	1	1	1	—	1	—	—	—
4219	Miscellaneous durable goods whsle	508	4 602	20 246	74	45	17	7	3	2	—	—	—	—
42193	Recyclable material whsle	185	1 554	6 694	6	2	1	—	1	2	—	—	—	—
421930	Recyclable material whsle	185	1 554	6 694	6	2	1	—	1	2	—	—	—	—
42199	Other miscellaneous durable goods whsle	145	1 546	7 337	25	13	7	4	1	—	—	—	—	—
421990	Other miscellaneous durable goods whsle	145	1 546	7 337	25	13	7	4	1	—	—	—	—	—
422	Wholesale trade, nondurable goods	3 136	37 486	143 515	272	166	45	22	21	11	7	—	—	—
4221	Paper & paper product whsle	424	5 211	21 084	42	20	12	4	4	2	—	—	—	—
42212	Stationery & office supplies whsle	244	3 187	12 684	26	12	7	4	2	1	—	—	—	—
422120	Stationery & office supplies whsle	244	3 187	12 684	26	12	7	4	2	1	—	—	—	—
42213	Industrial & personal service paper whsle	150	1 461	6 316	12	5	5	—	1	1	—	—	—	—
422130	Industrial & personal service paper whsle	150	1 461	6 316	12	5	5	—	1	1	—	—	—	—
4222	Drugs & druggists' sundries whsle	530	12 390	35 196	21	10	3	1	4	1	2	—	—	—
42221	Drugs & druggists' sundries whsle	530	12 390	35 196	21	10	3	1	4	1	2	—	—	—
422210	Drugs & druggists' sundries whsle	530	12 390	35 196	21	10	3	1	4	1	2	—	—	—
4223	Apparel, piece goods & notions whsle	(C)	(D)	(D)	29	19	5	5	—	—	—	—	—	—
4224	Grocery & related product whsle	954	8 610	36 461	61	39	11	2	1	5	3	—	—	—
42245	Confectionery whsle	173	1 820	7 034	6	2	2	—	—	2	—	—	—	—
422450	Confectionery whsle	173	1 820	7 034	6	2	2	—	—	2	—	—	—	—
42249	Other grocery & related products whsle	565	5 324	23 378	26	18	2	1	1	1	3	—	—	—
422490	Other grocery & related products whsle	565	5 324	23 378	26	18	2	1	1	1	3	—	—	—
4226	Chemical & allied products whsle	209	2 736	10 583	28	22	1	1	3	1	—	—	—	—
42269	Other chemical & allied products whsle	184	2 497	9 664	24	19	1	1	2	1	—	—	—	—
422690	Other chemical & allied products whsle	184	2 497	9 664	24	19	1	1	2	1	—	—	—	—
4228	Beer, wine, distilled alcoholic beverage whsle	(C)	(D)	(D)	6	5	—	—	—	—	1	—	—	—
42281	Beer & ale whsle	(C)	(D)	(D)	1	—	—	—	—	—	—	—	—	—
4229	Miscellaneous nondurable goods whsle	682	5 495	26 060	74	44	11	9	8	1	1	—	—	—
42292	Book, periodical & newspaper whsle	164	1 395	6 584	15	7	2	3	3	—	—	—	—	—
422920	Book, periodical & newspaper whsle	164	1 395	6 584	15	7	2	3	3	—	—	—	—	—
42293	Flower, nursery stock, florists' supplies whsle	197	1 304	5 902	9	3	1	1	3	1	—	—	—	—
422930	Flower, nursery stock, florists' supplies whsle	197	1 304	5 902	9	3	1	1	3	1	—	—	—	—
42294	Tobacco & tobacco product whsle	(C)	(D)	(D)	9	3	1	1	3	1	—	—	—	—
42299	Other miscellaneous nondurable goods whsle	150	1 277	5 252	37	26	6	4	1	—	—	—	—	—
422990	Other miscellaneous nondurable goods whsle	150	1 277	5 252	37	26	6	4	1	—	—	—	—	—

See footnotes at end of table.

**Table 6. Counties—Employees, Payroll, and Establishments by Industry: 2001—Con.**

[Excludes most government employees, railroad employees, and self-employed persons. Size class 1 to 4 includes establishments with payroll, but no employees, during mid-March pay period. (D) denotes figures withheld to avoid disclosing data for individual companies; the data are included in broader industry totals. Detailed industries with 100 or more employees are shown if industry was not a (D). For explanation of terms, abbreviations, and data reliability/comparability, see introductory text]

NAICS code	Industry	Number of employees for week including March 12	Payroll (\$1,000)		Total number of establishments	Number of establishments by employment-size class								
			First quarter	Annual		1 to 4	5 to 9	10 to 19	20 to 49	50 to 99	100 to 249	250 to 499	500 to 999	1,000 or more
<b>MONTGOMERY—Con.</b>														
<b>44-45</b>	<b>Retail trade</b>	<b>49 678</b>	<b>315 506</b>	<b>1 302 209</b>	<b>3 124</b>	<b>1 365</b>	<b>744</b>	<b>523</b>	<b>277</b>	<b>109</b>	<b>89</b>	<b>16</b>	<b>1</b>	<b>-</b>
441	Motor vehicle & parts dealers	6 512	71 591	315 499	176	49	31	29	20	26	19	2	-	-
4411	Automobile dealers	5 508	65 032	287 921	76	13	8	2	7	25	19	2	-	-
44111	New car dealers	5 426	64 222	284 869	58	3	1	1	7	25	19	2	-	-
441110	New car dealers	5 426	64 222	284 869	58	3	1	1	7	25	19	2	-	-
4413	Automotive parts, accessories & tire stores	930	6 007	25 324	92	31	23	25	12	1	-	-	-	-
44131	Automotive parts, accessories & tire stores	518	3 006	13 921	63	25	17	16	5	-	-	-	-	-
441310	Automotive parts, accessories & tire stores	518	3 006	13 921	63	25	17	16	5	-	-	-	-	-
44132	Tire dealers	412	3 001	11 403	29	6	6	9	7	1	-	-	-	-
441320	Tire dealers	412	3 001	11 403	29	6	6	9	7	1	-	-	-	-
442	Furniture & home furnishing stores	2 240	13 592	54 776	255	116	76	42	16	2	3	-	-	-
4421	Furniture stores	783	5 689	23 246	92	41	30	12	8	-	1	-	-	-
44211	Furniture stores	783	5 689	23 246	92	41	30	12	8	-	1	-	-	-
442110	Furniture stores	783	5 689	23 246	92	41	30	12	8	-	1	-	-	-
4422	Home furnishings stores	1 457	7 903	31 530	163	75	46	30	8	2	2	-	-	-
44221	Floor covering stores	387	3 529	14 255	75	44	17	12	2	-	-	-	-	-
442210	Floor covering stores	387	3 529	14 255	75	44	17	12	2	-	-	-	-	-
44229	Other home furnishings stores	1 070	4 374	17 275	88	31	29	18	6	2	2	-	-	-
442299	All other home furnishings stores	1 026	4 066	15 954	79	27	25	17	6	2	2	-	-	-
443	Electronics & appliance stores	2 073	23 819	84 829	168	81	50	21	7	5	3	1	-	-
4431	Electronics & appliance stores	2 073	23 819	84 829	168	81	50	21	7	5	3	1	-	-
44311	Appliance, TV & all other electronics stores	1 009	6 736	28 318	88	41	30	9	2	3	3	-	-	-
443111	Household appliance stores	108	976	4 317	24	14	7	3	-	-	-	-	-	-
443112	Radio, television & other electronics stores	901	5 760	24 001	64	27	23	6	2	3	3	-	-	-
44312	Computer & software stores	966	16 256	54 048	67	36	16	7	5	2	-	1	-	-
443120	Computer & software stores	966	16 256	54 048	67	36	16	7	5	2	-	1	-	-
444	Bldg material & garden equip & supp dealers	3 303	23 215	105 648	179	71	43	28	26	5	4	2	-	-
4441	Building material & supplies dealers	2 791	20 540	90 524	143	57	35	22	20	3	4	2	-	-
44411	Home centers	1 290	7 513	32 824	14	4	2	1	1	1	3	2	-	-
444110	Home centers	1 290	7 513	32 824	14	4	2	1	1	1	3	2	-	-
44412	Paint & wallpaper stores	101	632	2 843	25	17	7	1	-	-	-	-	-	-
444120	Paint & wallpaper stores	101	632	2 843	25	17	7	1	-	-	-	-	-	-
44413	Hardware stores	249	1 712	8 179	15	8	1	1	4	1	-	-	-	-
444130	Hardware stores	249	1 712	8 179	15	8	1	1	4	1	-	-	-	-
44419	Other building material dealers	1 151	10 683	46 678	89	28	25	19	15	1	1	-	-	-
444190	Other building material dealers	1 151	10 683	46 678	89	28	25	19	15	1	1	-	-	-
4442	Lawn & garden equip & supplies stores	512	2 675	15 124	36	14	8	6	6	2	-	-	-	-
44421	Outdoor power equipment stores	101	817	3 758	7	2	2	2	-	1	-	-	-	-
444210	Outdoor power equipment stores	101	817	3 758	7	2	2	2	-	1	-	-	-	-
44422	Nursery & garden centers	411	1 858	11 366	29	12	6	4	6	1	-	-	-	-
444220	Nursery & garden centers	411	1 858	11 366	29	12	6	4	6	1	-	-	-	-
445	Food & beverage stores	11 070	62 305	247 483	544	285	94	68	25	34	37	1	-	-
4451	Grocery stores	10 166	58 368	230 485	321	143	32	51	23	34	37	1	-	-
44511	Grocery (except convenience) stores	9 495	56 280	221 182	229	100	20	17	20	34	37	1	-	-
445110	Grocery (except convenience) stores	9 495	56 280	221 182	229	100	20	17	20	34	37	1	-	-
44512	Convenience stores	671	2 088	9 303	92	43	12	34	3	-	-	-	-	-
445120	Convenience stores	671	2 088	9 303	92	43	12	34	3	-	-	-	-	-
4452	Specialty food stores	371	1 434	6 619	96	68	17	9	2	-	-	-	-	-
44521	Meat markets	134	555	2 511	24	13	7	3	1	-	-	-	-	-
445210	Meat markets	134	555	2 511	24	13	7	3	1	-	-	-	-	-
44529	Other specialty food stores	195	674	2 994	55	42	7	5	1	-	-	-	-	-
4453	Beer, wine & liquor stores	533	2 503	10 379	127	74	45	8	-	-	-	-	-	-
44531	Beer, wine & liquor stores	533	2 503	10 379	127	74	45	8	-	-	-	-	-	-
445310	Beer, wine & liquor stores	533	2 503	10 379	127	74	45	8	-	-	-	-	-	-
446	Health & personal care stores	3 125	18 394	76 266	247	111	50	31	48	6	1	-	-	-
4461	Health & personal care stores	3 125	18 394	76 266	247	111	50	31	48	6	1	-	-	-
44611	Pharmacies & drug stores	2 066	11 972	49 835	81	13	8	15	39	5	1	-	-	-
446110	Pharmacies & drug stores	2 066	11 972	49 835	81	13	8	15	39	5	1	-	-	-
44612	Cosmetics, beauty supplies & perfume stores	277	694	3 072	43	29	6	3	5	-	-	-	-	-
446120	Cosmetics, beauty supplies & perfume stores	277	694	3 072	43	29	6	3	5	-	-	-	-	-
44613	Optical goods stores	408	2 778	10 960	73	46	16	8	3	-	-	-	-	-
446130	Optical goods stores	408	2 778	10 960	73	46	16	8	3	-	-	-	-	-
44619	Other health & personal care stores	374	2 950	12 399	50	23	20	5	1	1	-	-	-	-
446191	Food (health) supplement stores	149	583	2 633	27	12	12	2	1	-	-	-	-	-
446199	All other health & personal care stores	225	2 367	9 766	23	11	8	3	-	1	-	-	-	-
447	Gasoline stations	2 002	10 125	44 112	230	73	73	68	14	2	-	-	-	-
4471	Gasoline stations	2 002	10 125	44 112	230	73	73	68	14	2	-	-	-	-
44711	Gasoline stations with convenience stores	410	1 921	8 536	59	27	16	13	3	-	-	-	-	-
447110	Gasoline stations with convenience stores	410	1 921	8 536	59	27	16	13	3	-	-	-	-	-
44719	Other gasoline stations	1 592	8 204	35 576	171	46	57	55	11	2	-	-	-	-
447190	Other gasoline stations	1 592	8 204	35 576	171	46	57	55	11	2	-	-	-	-
448	Clothing & clothing accessories stores	6 234	25 328	103 563	515	193	155	104	48	11	3	-	1	-
4481	Clothing stores	4 992	18 612	76 760	305	94	78	74	44	11	3	-	1	-
44811	Men's clothing stores	361	1 700	7 094	38	12	11	12	3	-	-	-	-	-
448110	Men's clothing stores	361	1 700	7 094	38	12	11	12	3	-	-	-	-	-
44812	Women's clothing stores	1 516	6 110	25 036	118	38	24	37	16	2	1	-	-	-
448120	Women's clothing stores	1 516	6 110	25 036	118	38	24	37	16	2	1	-	-	-
44813	Children's & infants' clothing stores	293	848	3 500	24	4	7	8	4	1	-	-	-	-
448130	Children's & infants' clothing stores	293	848	3 500	24	4	7	8	4	1	-	-	-	-
44814	Family clothing stores	2 400	8 246	34 754	64	18	7	11	17	8	2	-	1	-
448140	Family clothing stores	2 400	8 246	34 754	64	18	7	11	17	8	2	-	1	-
44815	Clothing accessories stores	104	407	1 500	20	8	10	1	1	-	-	-	-	-
448150	Clothing accessories stores	104	407	1 500	20	8	10	1	1	-	-	-	-	-
44819	Other clothing stores	318	1 301	4 876	41	14	19	5	3	-	-	-	-	-
448190	Other clothing stores	318	1 301	4 876	41	14	19	5	3	-	-	-	-	-

See footnotes at end of table.

**Table 6. Counties—Employees, Payroll, and Establishments by Industry: 2001—Con.**

[Excludes most government employees, railroad employees, and self-employed persons. Size class 1 to 4 includes establishments with payroll, but no employees, during mid-March pay period. (D) denotes figures withheld to avoid disclosing data for individual companies; the data are included in broader industry totals. Detailed industries with 100 or more employees are shown if industry was not a (D). For explanation of terms, abbreviations, and data reliability/comparability, see introductory text]

NAICS code	Industry	Number of employees for week including March 12	Payroll (\$1,000)		Total number of establishments	Number of establishments by employment-size class									
			First quarter	Annual		1 to 4	5 to 9	10 to 19	20 to 49	50 to 99	100 to 249	250 to 499	500 to 999	1,000 or more	
<b>MONTGOMERY—Con.</b>															
<b>44-45 Retail trade—Con.</b>															
Clothing & clothing accessories stores—Con.															
448	Shoe stores	552	1 971	8 848	88	33	43	11	1	—	—	—	—	—	
4482	Shoe stores	552	1 971	8 848	88	33	43	11	1	—	—	—	—	—	
44821	Shoe stores	552	1 971	8 848	88	33	43	11	1	—	—	—	—	—	
448210	Shoe stores	552	1 971	8 848	88	33	43	11	1	—	—	—	—	—	
4483	Jewelry, luggage & leather goods stores	690	4 745	17 955	122	66	34	19	3	—	—	—	—	—	
44831	Jewelry stores	623	4 498	16 997	107	57	30	17	3	—	—	—	—	—	
448310	Jewelry stores	623	4 498	16 997	107	57	30	17	3	—	—	—	—	—	
451	Sporting goods, hobby, book & music stores	2 996	13 129	53 040	220	85	55	39	29	9	3	—	—	—	
4511	Sporting goods, hobby, musical instrument stores	2 072	9 739	40 297	143	50	41	21	23	5	3	—	—	—	
45111	Sporting goods stores	746	3 258	14 182	63	23	25	6	6	2	1	—	—	—	
451110	Sporting goods stores	746	3 258	14 182	63	23	25	6	6	2	1	—	—	—	
45112	Hobby, toy & game stores	662	2 283	10 019	41	14	8	6	10	3	—	—	—	—	
451120	Hobby, toy & game stores	662	2 283	10 019	41	14	8	6	10	3	—	—	—	—	
45113	Sewing, needlework & piece goods stores	346	1 902	6 759	19	9	3	2	4	—	1	—	—	—	
451130	Sewing, needlework & piece goods stores	346	1 902	6 759	19	9	3	2	4	—	1	—	—	—	
45114	Musical instrument & supplies stores	318	2 296	9 337	20	4	5	7	3	—	1	—	—	—	
451140	Musical instrument & supplies stores	318	2 296	9 337	20	4	5	7	3	—	1	—	—	—	
4512	Book, periodical & music stores	924	3 390	12 743	77	35	14	18	6	4	—	—	—	—	
45121	Book stores & news dealers	681	2 692	10 094	52	26	7	12	4	3	—	—	—	—	
451211	Book stores	634	2 582	9 636	40	15	7	12	3	3	—	—	—	—	
45122	Prerecorded tape, CD & record stores	243	698	2 649	25	9	7	6	2	1	—	—	—	—	
451220	Prerecorded tape, CD & record stores	243	698	2 649	25	9	7	6	2	1	—	—	—	—	
452	General merchandise stores	5 684	22 626	98 358	60	20	7	6	2	2	13	10	—	—	
4521	Department stores	4 849	18 176	77 287	23	1	—	—	—	2	11	9	—	—	
45211	Department stores	4 849	18 176	77 287	23	1	—	—	—	2	11	9	—	—	
452110	Department stores	4 849	18 176	77 287	23	1	—	—	—	2	11	9	—	—	
4529	Other general merchandise stores	835	4 450	21 071	37	19	7	6	2	—	2	1	—	—	
45291	Warehouse clubs & superstores	610	3 546	16 924	3	—	—	—	—	—	2	1	—	—	
452910	Warehouse clubs & superstores	610	3 546	16 924	3	—	—	—	—	—	2	1	—	—	
45299	All other general merchandise stores	225	904	4 147	34	19	7	6	2	—	—	—	—	—	
452990	All other general merchandise stores	225	904	4 147	34	19	7	6	2	—	—	—	—	—	
453	Miscellaneous store retailers	2 897	12 636	52 542	385	205	87	60	29	4	—	—	—	—	
4531	Florists	471	1 983	8 267	58	30	12	11	4	1	—	—	—	—	
45311	Florists	471	1 983	8 267	58	30	12	11	4	1	—	—	—	—	
453110	Florists	471	1 983	8 267	58	30	12	11	4	1	—	—	—	—	
4532	Office supplies, stationery & gift stores	1 069	4 454	18 382	121	57	27	23	13	1	—	—	—	—	
45321	Office supplies & stationery stores	347	1 894	7 814	27	13	4	1	9	—	—	—	—	—	
453210	Office supplies & stationery stores	347	1 894	7 814	27	13	4	1	9	—	—	—	—	—	
45322	Gift, novelty & souvenir stores	722	2 560	10 568	94	44	23	22	4	1	—	—	—	—	
453220	Gift, novelty & souvenir stores	722	2 560	10 568	94	44	23	22	4	1	—	—	—	—	
4533	Used merchandise stores	295	1 383	6 061	62	38	15	9	—	—	—	—	—	—	
45331	Used merchandise stores	295	1 383	6 061	62	38	15	9	—	—	—	—	—	—	
453310	Used merchandise stores	295	1 383	6 061	62	38	15	9	—	—	—	—	—	—	
4539	Other miscellaneous store retailers	1 062	4 816	19 832	144	80	33	17	12	2	—	—	—	—	
45391	Pet & pet supplies stores	460	1 814	7 506	40	14	14	4	7	1	—	—	—	—	
453910	Pet & pet supplies stores	460	1 814	7 506	40	14	14	4	7	1	—	—	—	—	
45392	Art dealers	(C)	(D)	(D)	28	20	3	3	2	—	—	—	—	—	
45399	All other miscellaneous store retailers	461	2 238	9 123	75	45	16	10	3	1	—	—	—	—	
453998	All other misc store retailers (exc tobacco)	406	2 010	8 205	65	39	13	10	2	1	—	—	—	—	
454	Nonstore retailers	1 542	18 746	66 093	145	76	23	27	13	3	3	—	—	—	
4541	Electronic shopping & mail-order houses	687	11 138	33 861	60	34	7	9	8	1	1	—	—	—	
45411	Electronic shopping & mail-order houses	687	11 138	33 861	60	34	7	9	8	1	1	—	—	—	
454110	Electronic shopping & mail-order houses	687	11 138	33 861	60	34	7	9	8	1	1	—	—	—	
4542	Vending machine operators	219	1 711	6 947	13	6	2	2	2	—	1	—	—	—	
45421	Vending machine operators	219	1 711	6 947	13	6	2	2	2	—	1	—	—	—	
454210	Vending machine operators	219	1 711	6 947	13	6	2	2	2	—	1	—	—	—	
4543	Direct selling establishments	636	5 897	25 285	72	36	14	16	3	2	1	—	—	—	
45439	Other direct selling establishments	556	5 183	22 357	66	35	14	12	2	2	1	—	—	—	
454390	Other direct selling establishments	556	5 183	22 357	66	35	14	12	2	2	1	—	—	—	
<b>48-49 Transportation &amp; warehousing</b>															
484	Truck transportation	931	5 788	27 988	101	71	10	7	8	4	1	—	—	—	
4841	General freight trucking	158	924	4 546	34	27	6	—	—	1	—	—	—	—	
48411	General freight trucking, local	134	747	3 667	23	18	4	—	—	1	—	—	—	—	
484110	General freight trucking, local	134	747	3 667	23	18	4	—	—	1	—	—	—	—	
4842	Specialized freight trucking	773	4 864	23 442	67	44	4	7	8	3	1	—	—	—	
48421	Used household & office goods moving	605	3 803	19 090	27	11	—	5	8	2	1	—	—	—	
484210	Used household & office goods moving	605	3 803	19 090	27	11	—	5	8	2	1	—	—	—	
48422	Specialized freight (exc used) trucking, local	161	1 023	4 208	33	26	4	2	—	1	—	—	—	—	
484220	Specialized freight (exc used) trucking, local	161	1 023	4 208	33	26	4	2	—	1	—	—	—	—	
485	Transit & ground passenger transportation	339	1 729	7 008	36	19	6	5	5	1	—	—	—	—	
4853	Taxi & limousine service	212	1 161	4 820	21	12	3	3	2	1	—	—	—	—	
48532	Limousine service	171	968	3 861	13	7	2	2	1	1	—	—	—	—	
485320	Limousine service	171	968	3 861	13	7	2	2	1	1	—	—	—	—	
4859	Oth transit & ground passenger transportation	(C)	(D)	(D)	12	6	2	2	2	—	—	—	—	—	
48599	Oth transit & ground passenger transportation	(C)	(D)	(D)	12	6	2	2	2	—	—	—	—	—	
488	Transportation support activities	189	1 487	6 591	63	52	9	1	1	—	—	—	—	—	
4884	Road transportation support activities	(C)	(D)	(D)	28	23	3	1	1	—	—	—	—	—	

See footnotes at end of table.

**Table 6. Counties—Employees, Payroll, and Establishments by Industry: 2001—Con.**

[Excludes most government employees, railroad employees, and self-employed persons. Size class 1 to 4 includes establishments with payroll, but no employees, during mid-March pay period. (D) denotes figures withheld to avoid disclosing data for individual companies; the data are included in broader industry totals. Detailed industries with 100 or more employees are shown if industry was not a (D). For explanation of terms, abbreviations, and data reliability/comparability, see introductory text]

NAICS code	Industry	Number of employees for week including March 12	Payroll (\$1,000)		Total number of establishments	Number of establishments by employment-size class									
			First quarter	Annual		1 to 4	5 to 9	10 to 19	20 to 49	50 to 99	100 to 249	250 to 499	500 to 999	1,000 or more	
<b>MONTGOMERY—Con.</b>															
<b>48-49 Transportation &amp; warehousing—Con.</b>															
492	Couriers & messengers .....	614	4 479	18 677	57	37	8	7	4	—	—	1	—	—	
4921	Couriers .....	381	2 845	11 819	19	14	1	2	1	—	—	1	—	—	
49211	Couriers .....	381	2 845	11 819	19	14	1	2	1	—	—	1	—	—	
492110	Couriers .....	381	2 845	11 819	19	14	1	2	1	—	—	1	—	—	
4922	Local messengers & local delivery .....	233	1 634	6 858	38	23	7	5	3	—	—	—	—	—	
49221	Local messengers & local delivery .....	233	1 634	6 858	38	23	7	5	3	—	—	—	—	—	
492210	Local messengers & local delivery .....	233	1 634	6 858	38	23	7	5	3	—	—	—	—	—	
<b>51</b>	<b>Information .....</b>	<b>23 338</b>	<b>445 870</b>	<b>1 634 189</b>	<b>755</b>	<b>377</b>	<b>98</b>	<b>90</b>	<b>88</b>	<b>46</b>	<b>39</b>	<b>13</b>	<b>2</b>	<b>2</b>	
511	Publishing industries .....	6 424	134 668	487 155	222	111	27	25	27	11	14	7	—	—	
5111	Newspaper, periodical, book, database publishers .....	3 863	56 500	220 557	130	70	16	11	12	7	10	4	—	—	
51111	Newspaper publishers .....	511	7 229	25 734	21	7	5	3	4	—	2	—	—	—	
511110	Newspaper publishers .....	511	7 229	25 734	21	7	5	3	4	—	2	—	—	—	
51112	Periodical publishers .....	1 104	13 207	63 820	46	28	4	3	4	3	3	1	—	—	
511120	Periodical publishers .....	1 104	13 207	63 820	46	28	4	3	4	3	3	1	—	—	
51113	Book publishers .....	686	9 232	39 201	24	16	1	2	3	—	1	1	—	—	
511130	Book publishers .....	686	9 232	39 201	24	16	1	2	3	—	1	1	—	—	
51114	Database and directory publishers .....	594	11 657	39 922	15	7	3	—	2	1	1	—	—	—	
511140	Database and directory publishers .....	594	11 657	39 922	15	7	3	—	2	1	1	—	—	—	
51119	Other publishers .....	968	15 175	51 880	24	12	3	2	1	2	3	1	—	—	
5112	Software publishers .....	2 561	78 168	266 598	92	41	11	14	15	4	4	3	—	—	
51121	Software publishers .....	2 561	78 168	266 598	92	41	11	14	15	4	4	3	—	—	
511210	Software publishers .....	2 561	78 168	266 598	92	41	11	14	15	4	4	3	—	—	
512	Motion picture & sound recording industries .....	1 361	12 549	53 283	139	97	11	11	13	5	2	—	—	—	
5121	Motion picture & video industries .....	1 201	11 388	48 035	123	88	10	9	9	5	2	—	—	—	
51211	Motion picture & video production .....	522	8 804	37 374	90	73	7	7	1	—	2	—	—	—	
512110	Motion picture & video production .....	522	8 804	37 374	90	73	7	7	1	—	2	—	—	—	
51213	Motion picture & video exhibition .....	568	1 379	5 505	19	7	1	1	5	5	—	—	—	—	
512131	Motion picture theaters (except drive-ins) ..	568	1 379	5 505	19	7	1	1	5	5	—	—	—	—	
5122	Sound recording industries .....	160	1 161	5 248	16	9	1	2	4	—	—	—	—	—	
513	Broadcasting & telecommunications .....	12 106	243 142	898 873	233	98	35	30	28	19	13	6	2	2	
5131	Radio & television broadcasting .....	(G)	(D)	(D)	44	18	7	3	10	5	—	1	—	—	
51311	Radio broadcasting .....	967	11 425	45 025	38	15	7	3	8	4	—	1	—	—	
51312	Television broadcasting .....	(C)	(D)	(D)	6	3	—	—	2	1	—	—	—	—	
5132	Cable networks & program distribution .....	(G)	(D)	(D)	16	6	2	—	1	3	2	—	1	1	
51321	Cable networks .....	(C)	(D)	(D)	4	—	1	—	1	2	—	—	—	—	
51322	Cable & other program distribution .....	(G)	(D)	(D)	12	6	1	—	—	1	2	—	1	1	
5133	Telecommunications .....	8 547	166 245	644 055	173	74	26	27	17	11	11	5	1	1	
51331	Wired telecommunications carriers .....	4 843	85 158	310 831	85	43	12	12	7	3	4	2	1	1	
513310	Wired telecommunications carriers .....	4 843	85 158	310 831	85	43	12	12	7	3	4	2	1	1	
51332	Wireless telecom carriers (exc satellite) .....	1 455	28 286	118 416	43	13	7	11	5	4	2	1	—	—	
513321	Paging .....	779	14 922	64 279	11	5	—	2	1	1	1	1	—	—	
513322	Cellular & other wireless telecommunications .....	676	13 364	54 137	32	8	7	9	4	3	1	—	—	—	
51333	Telecommunications resellers .....	338	5 901	18 539	15	7	3	1	1	2	1	—	—	—	
513330	Telecommunications resellers .....	338	5 901	18 539	15	7	3	1	1	2	1	—	—	—	
51334	Satellite telecommunications .....	1 771	42 519	150 797	15	1	1	3	3	1	4	2	—	—	
513340	Satellite telecommunications .....	1 771	42 519	150 797	15	1	1	3	3	1	4	2	—	—	
51339	Other telecommunications .....	140	4 381	45 472	15	10	3	—	1	1	—	—	—	—	
513390	Other telecommunications .....	140	4 381	45 472	15	10	3	—	1	1	—	—	—	—	
514	Information & data processing services .....	3 447	55 511	194 878	161	71	25	24	20	11	10	—	—	—	
5141	Information services .....	1 782	30 174	105 156	97	48	13	16	8	7	5	—	—	—	
51411	News syndicates .....	158	2 427	9 337	5	2	—	—	1	2	—	—	—	—	
514110	News syndicates .....	158	2 427	9 337	5	2	—	—	1	2	—	—	—	—	
51419	Other information services .....	1 606	27 694	95 588	87	43	11	16	7	5	5	—	—	—	
5142	Data processing services .....	1 665	25 337	89 722	64	23	12	8	12	4	5	—	—	—	
51421	Data processing services .....	1 665	25 337	89 722	64	23	12	8	12	4	5	—	—	—	
514210	Data processing services .....	1 665	25 337	89 722	64	23	12	8	12	4	5	—	—	—	
<b>52</b>	<b>Finance &amp; insurance .....</b>	<b>21 976</b>	<b>337 203</b>	<b>1 290 807</b>	<b>1 527</b>	<b>830</b>	<b>313</b>	<b>198</b>	<b>114</b>	<b>41</b>	<b>22</b>	<b>6</b>	<b>—</b>	<b>3</b>	
522	Credit intermediation & related activities .....	7 857	112 855	465 567	663	254	185	135	64	17	6	2	—	—	
5221	Depository credit intermediation .....	5 085	52 316	202 356	351	69	127	100	41	9	3	2	—	—	
52211	Commercial banking .....	2 786	30 345	104 951	234	49	92	65	20	5	3	—	—	—	
522110	Commercial banking .....	2 786	30 345	104 951	234	49	92	65	20	5	3	—	—	—	
52212	Savings institutions .....	1 730	17 002	76 346	79	10	28	19	19	1	—	2	—	—	
522120	Savings institutions .....	1 730	17 002	76 346	79	10	28	19	19	1	—	2	—	—	
52213	Credit unions .....	569	4 969	21 059	38	10	7	16	2	3	—	—	—	—	
522130	Credit unions .....	569	4 969	21 059	38	10	7	16	2	3	—	—	—	—	
5222	Nondepository credit intermediation .....	2 024	50 399	201 547	201	111	36	27	18	7	2	—	—	—	
52222	Sales financing .....	195	6 171	37 421	23	17	2	2	1	1	—	—	—	—	
522220	Sales financing .....	195	6 171	37 421	23	17	2	2	1	1	—	—	—	—	
52229	Other nondepository credit intermediation .....	1 829	44 228	164 126	178	94	34	25	17	6	2	—	—	—	
522292	Real estate credit .....	1 555	38 992	141 458	130	59	25	24	15	5	2	—	—	—	
522298	All oth nondepository credit intermediation ..	135	2 456	10 907	26	17	7	—	2	—	—	—	—	—	
5223	Activities related to credit intermediation .....	748	10 140	61 664	111	74	22	8	5	1	1	—	—	—	
52231	Mortgage & nonmortgage brokers .....	357	4 194	35 362	79	53	16	8	2	—	—	—	—	—	
522310	Mortgage & nonmortgage brokers .....	357	4 194	35 362	79	53	16	8	2	—	—	—	—	—	
52239	Other credit intermediation activities .....	344	5 246	22 756	25	17	4	—	2	1	1	—	—	—	
522390	Other credit intermediation activities .....	344	5 246	22 756	25	17	4	—	2	1	1	—	—	—	

See footnotes at end of table.



**Table 6. Counties—Employees, Payroll, and Establishments by Industry: 2001—Con.**

[Excludes most government employees, railroad employees, and self-employed persons. Size class 1 to 4 includes establishments with payroll, but no employees, during mid-March pay period. (D) denotes figures withheld to avoid disclosing data for individual companies; the data are included in broader industry totals. Detailed industries with 100 or more employees are shown if industry was not a (D). For explanation of terms, abbreviations, and data reliability/comparability, see introductory text]

NAICS code	Industry	Number of employees for week including March 12	Payroll (\$1,000)		Total number of establishments	Number of establishments by employment-size class								
			First quarter	Annual		1 to 4	5 to 9	10 to 19	20 to 49	50 to 99	100 to 249	250 to 499	500 to 999	1,000 or more
<b>MONTGOMERY—Con.</b>														
<b>52</b>	<b>Finance &amp; insurance—Con.</b>													
523	Security, commodity contracts & like activity . . . . .	2 841	73 955	260 977	300	201	44	25	14	12	4	—	—	—
5231	Scrtcy & comdty contracts intermed & brokerage . . . . .	(G)	(D)	(D)	102	61	14	9	8	8	2	—	—	—
52311	Investment banking & securities dealing . . . . .	148	3 963	9 770	18	11	3	2	1	1	—	—	—	—
523110	Investment banking & securities dealing . . . . .	148	3 963	9 770	18	11	3	2	1	1	—	—	—	—
52312	Securities brokerage . . . . .	1 278	34 054	114 016	76	45	9	6	7	7	2	—	—	—
523120	Securities brokerage . . . . .	1 278	34 054	114 016	76	45	9	6	7	7	2	—	—	—
5239	Other financial investment activities . . . . .	1 378	35 437	134 728	197	139	30	16	6	4	2	—	—	—
52391	Miscellaneous intermediation . . . . .	162	7 351	22 246	21	12	7	—	1	1	—	—	—	—
523910	Miscellaneous intermediation . . . . .	162	7 351	22 246	21	12	7	—	1	1	—	—	—	—
52392	Portfolio management . . . . .	648	17 661	67 015	70	42	13	9	4	1	1	—	—	—
523920	Portfolio management . . . . .	648	17 661	67 015	70	42	13	9	4	1	1	—	—	—
52393	Investment advice . . . . .	366	6 571	30 335	97	79	10	5	1	2	—	—	—	—
523930	Investment advice . . . . .	366	6 571	30 335	97	79	10	5	1	2	—	—	—	—
52399	All other financial investment activities . . . . .	202	3 854	15 132	9	6	—	2	—	—	1	—	—	—
523991	Trust, fiduciary & custody activities . . . . .	202	3 854	15 132	9	6	—	2	—	—	1	—	—	—
524	Insurance carriers & related activities . . . . .	10 499	135 226	510 763	538	367	75	35	34	11	10	3	—	3
5241	Insurance carriers . . . . .	6 666	87 323	305 110	100	44	12	9	14	9	8	2	—	2
52411	Direct life, health, medical insurance carriers . . . . .	3 635	51 470	182 062	52	21	5	6	9	5	4	1	—	1
524113	Direct life insurance carriers . . . . .	1 007	16 010	55 811	45	20	5	6	8	4	2	—	—	—
524114	Direct health & medical insurance carriers . . . . .	2 628	35 460	126 251	7	1	—	—	1	1	2	1	—	1
52412	Other direct insurance carriers . . . . .	(H)	(D)	(D)	46	23	6	3	5	4	4	—	—	1
524126	Direct property & casualty insurance carriers . . . . .	2 476	32 447	111 280	39	20	5	1	5	4	3	—	—	1
52413	Reinsurance carriers . . . . .	(E)	(D)	(D)	2	—	1	—	—	—	—	1	—	—
5242	Agencies & other insurance related activities . . . . .	3 833	47 903	205 653	438	323	63	26	20	2	2	1	—	1
52421	Insurance agencies & brokerages . . . . .	2 336	33 683	142 987	395	299	53	22	17	2	1	1	—	—
524210	Insurance agencies & brokerages . . . . .	2 336	33 683	142 987	395	299	53	22	17	2	1	1	—	—
52429	Other insurance related activities . . . . .	1 497	14 220	62 666	43	24	10	4	3	—	1	—	—	1
524292	Insurance & pension funds, third party admin . . . . .	1 177	10 185	44 524	19	8	5	4	1	—	—	—	—	1
524298	All other insurance related activities . . . . .	258	3 077	13 134	12	7	3	—	1	—	1	—	—	—
525	Funds, trusts, & other financial vehicles (part) . . . . .	779	15 167	53 500	26	8	9	3	2	1	2	1	—	—
5259	Other investment pools & funds . . . . .	779	15 167	53 500	26	8	9	3	2	1	2	1	—	—
52593	Real estate investment trusts . . . . .	(F)	(D)	(D)	22	4	9	3	2	1	2	1	—	—
<b>53</b>	<b>Real estate &amp; rental &amp; leasing</b>													
531	Real estate . . . . .	9 946	132 514	451 317	1 115	756	185	82	58	20	10	3	1	—
5311	Lessors of real estate . . . . .	2 769	49 257	126 845	379	259	72	26	13	5	3	1	—	—
53111	Lessors of residential buildings & dwellings . . . . .	1 795	12 997	50 631	197	118	49	17	7	3	2	1	—	—
531110	Lessors of residential buildings & dwellings . . . . .	1 795	12 997	50 631	197	118	49	17	7	3	2	1	—	—
53112	Lessors of nonres bldg (exc min Warehouses) . . . . .	827	35 648	73 454	131	97	19	6	6	2	1	—	—	—
531120	Lessors of nonres bldg (exc min Warehouses) . . . . .	827	35 648	73 454	131	97	19	6	6	2	1	—	—	—
53113	Lessors of miniwarehouses & self storage units . . . . .	104	444	2 007	34	31	2	1	—	—	—	—	—	—
531130	Lessors of miniwarehouses & self storage units . . . . .	104	444	2 007	34	31	2	1	—	—	—	—	—	—
5312	Offices of real estate agents & brokers . . . . .	1 740	21 613	89 609	306	242	39	13	7	3	1	1	—	—
53121	Offices of real estate agents & brokers . . . . .	1 740	21 613	89 609	306	242	39	13	7	3	1	1	—	—
531210	Offices of real estate agents & brokers . . . . .	1 740	21 613	89 609	306	242	39	13	7	3	1	1	—	—
5313	Activities related to real estate . . . . .	5 437	61 644	234 863	430	255	74	43	38	12	6	1	1	—
53131	Real estate property managers . . . . .	4 964	56 097	210 205	283	139	55	34	35	12	6	1	—	—
531311	Residential property managers . . . . .	3 278	29 246	118 488	180	84	33	24	24	9	5	1	—	—
531312	Nonresidential property managers . . . . .	1 686	26 851	91 717	103	55	22	10	11	3	1	—	—	—
53132	Offices of real estate appraisers . . . . .	137	1 311	5 774	53	46	6	—	1	—	—	—	—	—
531320	Offices of real estate appraisers . . . . .	137	1 311	5 774	53	46	6	—	1	—	—	—	—	—
53139	Other activities related to real estate . . . . .	336	4 236	18 884	94	70	13	9	2	—	—	—	—	—
531390	Other activities related to real estate . . . . .	336	4 236	18 884	94	70	13	9	2	—	—	—	—	—
532	Rental & leasing services . . . . .	3 140	20 425	93 371	161	52	51	37	16	1	3	—	—	1
5321	Automotive equipment rental & leasing . . . . .	1 451	9 390	47 010	23	11	7	3	—	—	1	—	—	1
53211	Passenger car rental & leasing . . . . .	(G)	(D)	(D)	19	9	7	1	—	—	1	—	—	1
5322	Consumer goods rental . . . . .	1 276	6 919	28 806	97	25	31	29	9	1	2	—	—	—
53222	Formal wear & costume rental . . . . .	184	202	951	9	4	4	—	—	—	1	—	—	—
532220	Formal wear & costume rental . . . . .	184	202	951	9	4	4	—	—	—	1	—	—	—
53223	Video tape & disc rental . . . . .	571	2 166	7 953	61	14	19	26	2	—	—	—	—	—
532230	Video tape & disc rental . . . . .	571	2 166	7 953	61	14	19	26	2	—	—	—	—	—
53229	Other consumer goods rental . . . . .	517	4 528	19 777	24	4	8	3	7	1	1	—	—	—
532299	All other consumer goods rental . . . . .	472	4 271	18 448	19	2	7	2	6	1	1	—	—	—
5323	General rental centers . . . . .	194	1 634	7 765	17	5	6	3	3	—	—	—	—	—
53231	General rental centers . . . . .	194	1 634	7 765	17	5	6	3	3	—	—	—	—	—
532310	General rental centers . . . . .	194	1 634	7 765	17	5	6	3	3	—	—	—	—	—
5324	Commercial, industrial equip rental & leasing . . . . .	219	2 482	9 790	24	11	7	2	4	—	—	—	—	—
53249	Oth commercial, industrial equip rental, lease . . . . .	116	1 187	4 449	12	6	4	—	2	—	—	—	—	—
532490	Oth commercial, industrial equip rental, lease . . . . .	116	1 187	4 449	12	6	4	—	2	—	—	—	—	—
533	Lessors of other nonfinancial intangible asset . . . . .	100	1 207	5 632	12	5	4	1	2	—	—	—	—	—
5331	Lessors of other nonfinancial intangible asset . . . . .	100	1 207	5 632	12	5	4	1	2	—	—	—	—	—
53311	Lessors of other nonfinancial intangible asset . . . . .	100	1 207	5 632	12	5	4	1	2	—	—	—	—	—
533110	Lessors of other nonfinancial intangible asset . . . . .	100	1 207	5 632	12	5	4	1	2	—	—	—	—	—

See footnotes at end of table.

**Table 6. Counties—Employees, Payroll, and Establishments by Industry: 2001—Con.**

[Excludes most government employees, railroad employees, and self-employed persons. Size class 1 to 4 includes establishments with payroll, but no employees, during mid-March pay period. (D) denotes figures withheld to avoid disclosing data for individual companies; the data are included in broader industry totals. Detailed industries with 100 or more employees are shown if industry was not a (D). For explanation of terms, abbreviations, and data reliability/comparability, see introductory text]

NAICS code	Industry	Number of employees for week including March 12	Payroll (\$1,000)		Total number of establishments	Number of establishments by employment-size class								
			First quarter	Annual		1 to 4	5 to 9	10 to 19	20 to 49	50 to 99	100 to 249	250 to 499	500 to 999	1,000 or more
<b>MONTGOMERY—Con.</b>														
<b>54</b>	<b>Professional, scientific &amp; technical services</b>	<b>67 690</b>	<b>966 006</b>	<b>4 052 627</b>	<b>5 170</b>	<b>3 557</b>	<b>636</b>	<b>421</b>	<b>303</b>	<b>137</b>	<b>84</b>	<b>22</b>	<b>4</b>	<b>6</b>
541	Professional, scientific & technical services	67 690	966 006	4 052 627	5 170	3 557	636	421	303	137	84	22	4	6
5411	Legal services	4 222	46 412	239 288	779	578	109	53	31	5	2	1	—	—
54111	Offices of lawyers	3 777	41 689	214 381	710	534	97	44	28	4	2	1	—	—
541110	Offices of lawyers	3 777	41 689	214 381	710	534	97	44	28	4	2	1	—	—
54119	Other legal services	445	4 723	24 907	69	44	12	9	3	1	—	—	—	—
541191	Title abstract & settlement offices	433	4 653	24 479	59	34	12	9	3	1	—	—	—	—
5412	Accounting, tax prep, bookkeep, payroll services	6 678	69 329	317 857	601	434	76	43	23	10	9	5	1	—
54121	Accounting, tax prep, bookkeep, payroll services	6 678	69 329	317 857	601	434	76	43	23	10	9	5	1	—
541211	Offices of certified public accountants	3 291	42 797	191 659	391	277	53	31	17	7	4	2	—	—
541213	Tax preparation services	376	1 008	3 978	33	26	4	1	1	—	—	1	—	—
541214	Payroll services	2 392	20 359	99 247	27	10	—	5	3	1	5	2	1	—
541219	Other accounting services	619	5 165	22 973	150	121	19	6	2	2	—	—	—	—
5413	Architectural, engineering & related services	11 836	180 228	774 216	596	351	94	58	56	21	12	2	—	2
54131	Architectural services	961	11 781	53 183	127	71	35	10	9	1	1	—	—	—
541310	Architectural services	961	11 781	53 183	127	71	35	10	9	1	1	—	—	—
54132	Landscape architectural services	227	1 349	6 813	44	33	4	4	3	—	—	—	—	—
541320	Landscape architectural services	227	1 349	6 813	44	33	4	4	3	—	—	—	—	—
54133	Engineering services	9 347	149 251	645 615	353	208	41	31	43	17	11	—	—	2
541330	Engineering services	9 347	149 251	645 615	353	208	41	31	43	17	11	—	—	2
54135	Building inspection services	125	1 290	6 144	27	18	5	4	—	—	—	—	—	—
541350	Building inspection services	125	1 290	6 144	27	18	5	4	—	—	—	—	—	—
54137	Surveying, mapping (exc geophysical) services	212	1 986	8 471	17	8	3	4	1	1	—	—	—	—
541370	Surveying, mapping (exc geophysical) services	212	1 986	8 471	17	8	3	4	1	1	—	—	—	—
54138	Testing laboratories	953	14 460	53 776	22	8	5	5	—	2	—	2	—	—
541380	Testing laboratories	953	14 460	53 776	22	8	5	5	—	2	—	2	—	—
5414	Specialized design services	745	6 526	29 251	216	170	30	11	5	—	—	—	—	—
54141	Interior design services	219	1 698	8 356	67	52	10	4	1	—	—	—	—	—
541410	Interior design services	219	1 698	8 356	67	52	10	4	1	—	—	—	—	—
54143	Graphic design services	498	4 625	19 879	136	106	19	7	4	—	—	—	—	—
541430	Graphic design services	498	4 625	19 879	136	106	19	7	4	—	—	—	—	—
5415	Computer systems design & related services	22 881	371 622	1 437 085	1 189	787	119	107	79	51	33	9	2	2
54151	Computer systems design & related services	22 881	371 622	1 437 085	1 189	787	119	107	79	51	33	9	2	2
541511	Custom computer programming services	8 780	148 722	590 446	462	306	44	43	30	21	12	4	1	1
541512	Computer systems design services	11 649	189 960	723 970	481	305	47	45	42	20	15	5	1	1
541513	Computer facilities management services	589	6 867	29 336	22	6	4	4	3	4	1	—	—	—
541519	Other computer related services	1 863	26 073	93 333	224	170	24	15	4	6	5	—	—	—
5416	Management, sci & tech consulting services	7 627	114 952	482 050	1 051	816	91	67	41	23	12	1	—	—
54161	Management consulting services	5 487	83 553	346 871	772	604	65	48	28	18	9	—	—	—
541611	Admin & gen management consulting services	3 617	54 552	233 143	392	302	29	24	18	11	8	—	—	—
541612	Human res & exec search consulting services	841	11 540	44 913	162	130	12	14	3	2	1	—	—	—
541613	Marketing consulting services	643	11 071	39 747	155	130	15	3	3	4	—	—	—	—
541614	Process, phys dist & log consulting services	156	2 668	12 940	25	15	4	5	1	—	—	—	—	—
541618	Other management consulting services	230	3 722	16 128	38	27	5	2	3	1	—	—	—	—
54162	Environmental consulting services	631	9 054	38 209	65	41	8	7	6	2	1	—	—	—
541620	Environmental consulting services	631	9 054	38 209	65	41	8	7	6	2	1	—	—	—
54169	Oth scientific & technical consulting services	1 509	22 345	96 970	214	171	18	12	7	3	2	1	—	—
541690	Oth scientific & technical consulting services	1 509	22 345	96 970	214	171	18	12	7	3	2	1	—	—
5417	Scientific R&D services	9 457	132 381	586 045	260	124	47	23	30	18	11	4	1	2
54171	R&D in physical, engineering & life sciences	5 912	97 121	427 526	208	100	39	20	23	14	6	4	1	1
541710	R&D in physical, engineering & life sciences	5 912	97 121	427 526	208	100	39	20	23	14	6	4	1	1
54172	R&D in social sciences & humanities	3 545	35 260	158 519	52	24	8	3	7	4	5	—	—	1
541720	R&D in social sciences & humanities	3 545	35 260	158 519	52	24	8	3	7	4	5	—	—	1
5418	Advertising & related services	1 931	26 833	105 500	208	139	28	17	16	6	2	—	—	—
54181	Advertising agencies	849	11 826	45 504	67	40	9	9	5	3	1	—	—	—
541810	Advertising agencies	849	11 826	45 504	67	40	9	9	5	3	1	—	—	—
54182	Public relations agencies	332	6 162	24 099	51	41	7	1	1	—	1	—	—	—
541820	Public relations agencies	332	6 162	24 099	51	41	7	1	1	—	1	—	—	—
54186	Direct mail advertising	257	2 444	9 087	20	8	5	2	4	1	—	—	—	—
541860	Direct mail advertising	257	2 444	9 087	20	8	5	2	4	1	—	—	—	—
54189	Other services related to advertising	307	3 901	16 131	46	32	5	5	3	1	—	—	—	—
541890	Other services related to advertising	307	3 901	16 131	46	32	5	5	3	1	—	—	—	—
5419	Oth professional, scientific, technical services	2 313	17 723	81 335	270	158	42	42	22	3	3	—	—	—
54191	Marketing research & public opinion polling	363	3 893	16 572	30	15	7	3	4	—	1	—	—	—
541910	Marketing research & public opinion polling	363	3 893	16 572	30	15	7	3	4	—	1	—	—	—
54192	Photographic services	227	1 231	6 559	63	46	12	3	2	—	—	—	—	—
541921	Photography studios, portrait	191	910	4 964	48	34	9	3	2	—	—	—	—	—
54193	Translation & interpretation services	322	2 343	10 097	17	10	1	3	—	2	1	—	—	—
541930	Translation & interpretation services	322	2 343	10 097	17	10	1	3	—	2	1	—	—	—
54194	Veterinary services	1 054	6 490	30 055	88	31	16	28	11	1	1	—	—	—
541940	Veterinary services	1 054	6 490	30 055	88	31	16	28	11	1	1	—	—	—
54199	All oth prof, scientific & technical services	347	3 766	18 052	72	56	6	5	5	—	—	—	—	—
541990	All oth prof, scientific & technical services	347	3 766	18 052	72	56	6	5	5	—	—	—	—	—
<b>55</b>	<b>Management of companies &amp; enterprises</b>	<b>11 166</b>	<b>243 504</b>	<b>872 873</b>	<b>222</b>	<b>81</b>	<b>35</b>	<b>22</b>	<b>45</b>	<b>18</b>	<b>9</b>	<b>7</b>	<b>4</b>	<b>1</b>
551	Management of companies & enterprises	11 166	243 504	872 873	222	81	35	22	45	18	9	7	4	1
5511	Management of companies & enterprises	11 166	243 504	872 873	222	81	35	22	45	18	9	7	4	1
55111	Management of companies & enterprises	11 166	243 504	872 873	222	81	35	22	45	18	9	7	4	1
551114	Corp, subsidiary & regional managing offices	8 587	202 619	721 038	194	66	33	20	41	15	8	7	4	—

See footnotes at end of table.

**Table 6. Counties—Employees, Payroll, and Establishments by Industry: 2001—Con.**

[Excludes most government employees, railroad employees, and self-employed persons. Size class 1 to 4 includes establishments with payroll, but no employees, during mid-March pay period. (D) denotes figures withheld to avoid disclosing data for individual companies; the data are included in broader industry totals. Detailed industries with 100 or more employees are shown if industry was not a (D). For explanation of terms, abbreviations, and data reliability/comparability, see introductory text]

NAICS code	Industry	Number of employees for week including March 12	Payroll (\$1,000)		Total number of establishments	Number of establishments by employment-size class									
			First quarter	Annual		1 to 4	5 to 9	10 to 19	20 to 49	50 to 99	100 to 249	250 to 499	500 to 999	1,000 or more	
<b>MONTGOMERY—Con.</b>															
<b>56</b>	<b>Admin, support, waste mgmt, remediation services.....</b>	<b>42 642</b>	<b>258 634</b>	<b>1 096 843</b>	<b>1 710</b>	<b>890</b>	<b>283</b>	<b>196</b>	<b>178</b>	<b>87</b>	<b>49</b>	<b>20</b>	<b>1</b>	<b>6</b>	
561	Administrative & support services .....	41 704	251 210	1 064 110	1 677	881	279	189	168	85	49	19	1	6	
5611	Office administrative services .....	3 563	47 125	185 311	176	101	21	19	18	10	3	4	—	—	
56111	Office administrative services .....	3 563	47 125	185 311	176	101	21	19	18	10	3	4	—	—	
561110	Office administrative services .....	3 563	47 125	185 311	176	101	21	19	18	10	3	4	—	—	
5612	Facilities support services .....	1 434	10 120	41 129	22	5	5	1	5	3	1	2	—	—	
56121	Facilities support services .....	1 434	10 120	41 129	22	5	5	1	5	3	1	2	—	—	
561210	Facilities support services .....	1 434	10 120	41 129	22	5	5	1	5	3	1	2	—	—	
5613	Employment services .....	14 872	90 243	383 244	220	75	16	23	41	32	25	5	—	3	
56131	Employment placement agencies .....	2 113	9 703	40 206	47	21	8	7	3	6	1	—	—	1	
561310	Employment placement agencies .....	2 113	9 703	40 206	47	21	8	7	3	6	1	—	—	1	
56132	Temporary help services .....	9 362	64 211	253 183	149	43	6	15	33	25	21	5	—	1	
561320	Temporary help services .....	9 362	64 211	253 183	149	43	6	15	33	25	21	5	—	1	
56133	Employee leasing services .....	3 397	16 329	89 855	24	11	2	1	5	1	3	—	—	1	
561330	Employee leasing services .....	3 397	16 329	89 855	24	11	2	1	5	1	3	—	—	1	
5614	Business support services .....	1 814	13 441	57 380	151	90	21	14	16	8	2	—	—	—	
56141	Document preparation services .....	240	1 437	7 665	24	19	2	—	2	—	1	—	—	—	
561410	Document preparation services .....	240	1 437	7 665	24	19	2	—	2	—	1	—	—	—	
56142	Telephone call centers .....	372	2 252	9 122	19	12	1	2	—	4	—	—	—	—	
561422	Telemarketing bureaus .....	280	1 783	7 089	11	6	—	2	—	3	—	—	—	—	
56143	Business service centers .....	619	4 237	18 663	50	24	7	8	9	2	—	—	—	—	
561439	Oth business service centers (incl copy shops) .....	537	3 767	16 343	27	8	2	6	9	2	—	—	—	—	
56144	Collection agencies .....	303	2 011	9 018	16	8	4	1	1	1	1	—	—	—	
561440	Collection agencies .....	303	2 011	9 018	16	8	4	1	1	1	1	—	—	—	
56149	Other business support services .....	240	3 002	10 649	37	24	6	3	3	1	—	—	—	—	
561499	All other business support services .....	107	1 743	5 027	15	9	4	1	—	1	—	—	—	—	
5615	Travel arrangement & reservation services .....	768	5 457	22 585	158	101	40	12	4	1	—	—	—	—	
56151	Travel agencies .....	634	4 456	18 864	132	84	35	10	2	1	—	—	—	—	
561510	Travel agencies .....	634	4 456	18 864	132	84	35	10	2	1	—	—	—	—	
56159	Oth travel arrangement & reservation services .....	101	740	2 743	16	10	3	1	2	—	—	—	—	—	
5616	Investigation & security services .....	3 821	18 700	78 344	72	31	10	10	7	6	5	2	—	1	
56161	Investigation, guard & armored car services ..	3 052	11 600	48 304	32	13	4	3	4	2	3	2	—	1	
561612	Security guards & patrol services .....	2 558	8 558	35 333	18	4	2	3	3	1	3	1	—	1	
56162	Security systems services .....	769	7 100	30 040	40	18	6	7	3	4	2	—	—	—	
561621	Security systems services (except locksmiths) .....	687	6 422	27 162	24	9	2	4	3	4	2	—	—	—	
5617	Services to buildings & dwellings .....	13 562	52 628	240 615	758	404	148	98	69	21	10	5	1	2	
56171	Exterminating & pest control services .....	441	3 133	14 017	35	14	4	11	5	1	—	—	—	—	
561710	Exterminating & pest control services .....	441	3 133	14 017	35	14	4	11	5	1	—	—	—	—	
56172	Janitorial services .....	9 642	32 683	132 530	307	161	54	32	33	12	7	5	1	2	
561720	Janitorial services .....	9 642	32 683	132 530	307	161	54	32	33	12	7	5	1	2	
56173	Landscaping services .....	3 022	14 347	81 406	339	182	74	47	26	7	3	—	—	—	
561730	Landscaping services .....	3 022	14 347	81 406	339	182	74	47	26	7	3	—	—	—	
56174	Carpet & upholstery cleaning services .....	284	1 399	6 759	40	25	8	2	4	1	—	—	—	—	
561740	Carpet & upholstery cleaning services .....	284	1 399	6 759	40	25	8	2	4	1	—	—	—	—	
56179	Other services to buildings & dwellings .....	173	1 066	5 903	37	22	8	6	1	—	—	—	—	—	
561790	Other services to buildings & dwellings .....	173	1 066	5 903	37	22	8	6	1	—	—	—	—	—	
5619	Other support services .....	1 870	13 496	55 502	120	74	18	12	8	4	3	1	—	—	
56192	Convention & trade show organizers .....	291	3 291	13 921	28	15	8	1	2	2	—	—	—	—	
561920	Convention & trade show organizers .....	291	3 291	13 921	28	15	8	1	2	2	—	—	—	—	
56199	All other support services .....	1 564	10 102	41 265	89	57	9	11	6	2	3	1	—	—	
561990	All other support services .....	1 564	10 102	41 265	89	57	9	11	6	2	3	1	—	—	
562	Waste management & remediation services .....	938	7 424	32 733	33	9	4	7	10	2	—	1	—	—	
5621	Waste collection .....	650	5 594	20 402	19	4	4	4	5	1	—	1	—	—	
56211	Waste collection .....	650	5 594	20 402	19	4	4	4	5	1	—	1	—	—	
562111	Solid waste collection .....	650	5 594	20 402	19	4	4	4	5	1	—	1	—	—	
5629	Remediation & oth waste management services .....	220	1 271	8 361	9	3	—	1	4	1	—	—	—	—	
56291	Remediation services .....	175	912	6 914	5	1	—	—	3	1	—	—	—	—	
562910	Remediation services .....	175	912	6 914	5	1	—	—	3	1	—	—	—	—	
<b>61</b>	<b>Educational services .....</b>	<b>9 640</b>	<b>65 868</b>	<b>271 794</b>	<b>478</b>	<b>241</b>	<b>59</b>	<b>55</b>	<b>70</b>	<b>29</b>	<b>22</b>	<b>2</b>	<b>—</b>	<b>—</b>	
611	Educational services .....	9 640	65 868	271 794	478	241	59	55	70	29	22	2	—	—	
6111	Elementary & secondary schools .....	5 872	40 827	165 794	99	8	12	7	32	20	19	1	—	—	
61111	Elementary & secondary schools .....	5 872	40 827	165 794	99	8	12	7	32	20	19	1	—	—	
611110	Elementary & secondary schools .....	5 872	40 827	165 794	99	8	12	7	32	20	19	1	—	—	
6113	Colleges, universities & professional schools ...	299	3 953	17 709	12	7	1	1	1	1	1	—	—	—	
61131	Colleges, universities & professional schools ...	299	3 953	17 709	12	7	1	1	1	1	1	—	—	—	
611310	Colleges, universities & professional schools .....	299	3 953	17 709	12	7	1	1	1	1	1	—	—	—	
6114	Business schools & computer & mgt training ...	496	6 313	28 584	63	48	7	4	1	2	1	—	—	—	
61142	Computer training .....	412	5 229	23 892	31	20	5	2	1	2	1	—	—	—	
611420	Computer training .....	412	5 229	23 892	31	20	5	2	1	2	1	—	—	—	
6115	Technical & trade schools .....	437	2 208	7 063	33	20	4	2	5	1	1	—	—	—	
61151	Technical & trade schools .....	437	2 208	7 063	33	20	4	2	5	1	1	—	—	—	
611519	Other technical & trade schools .....	314	1 732	4 950	15	8	2	1	2	1	1	—	—	—	
6116	Other schools & instruction .....	1 917	8 752	35 870	218	122	28	37	27	4	—	—	—	—	
61161	Fine arts schools .....	365	1 909	8 153	43	23	7	8	4	1	—	—	—	—	
611610	Fine arts schools .....	365	1 909	8 153	43	23	7	8	4	1	—	—	—	—	
61162	Sports & recreation instruction .....	565	1 695	7 350	73	46	6	12	8	1	—	—	—	—	
611620	Sports & recreation instruction .....	565	1 695	7 350	73	46	6	12	8	1	—	—	—	—	
61163	Language schools .....	152	320	1 358	12	5	3	1	3	—	—	—	—	—	
611630	Language schools .....	152	320	1 358	12	5	3	1	3	—	—	—	—	—	
61169	All other schools & instruction .....	835	4 828	19 009	90	48	12	16	12	2	—	—	—	—	
611691	Exam preparation & tutoring .....	320	1 563	6 821	32	15	5	4	8	—	—	—	—	—	
611699	All other miscellaneous schools & instruction .....	461	3 065	11 237	46	24	6	10	4	2	—	—	—	—	

See footnotes at end of table.

**Table 6. Counties—Employees, Payroll, and Establishments by Industry: 2001—Con.**

[Excludes most government employees, railroad employees, and self-employed persons. Size class 1 to 4 includes establishments with payroll, but no employees, during mid-March pay period. (D) denotes figures withheld to avoid disclosing data for individual companies; the data are included in broader industry totals. Detailed industries with 100 or more employees are shown if industry was not a (D). For explanation of terms, abbreviations, and data reliability/comparability, see introductory text]

NAICS code	Industry	Number of employees for week including March 12	Payroll (\$1,000)		Total number of establishments	Number of establishments by employment-size class								
			First quarter	Annual		1 to 4	5 to 9	10 to 19	20 to 49	50 to 99	100 to 249	250 to 499	500 to 999	1,000 or more
<b>MONTGOMERY—Con.</b>														
<b>61</b>	<b>Educational services—Con.</b>													
611	Educational services—Con.													
6117	Educational support services	540	3 523	15 584	50	34	7	4	4	—	—	1	—	—
61171	Educational support services	540	3 523	15 584	50	34	7	4	4	—	—	1	—	—
611710	Educational support services	540	3 523	15 584	50	34	7	4	4	—	—	1	—	—
<b>62</b>	<b>Health care and social assistance</b>	<b>43 897</b>	<b>367 441</b>	<b>1 556 865</b>	<b>2 971</b>	<b>1 641</b>	<b>654</b>	<b>363</b>	<b>200</b>	<b>48</b>	<b>46</b>	<b>10</b>	<b>3</b>	<b>6</b>
621	Ambulatory health care services	17 006	178 992	802 277	2 292	1 380	530	229	117	20	12	3	1	—
6211	Offices of physicians	7 184	97 500	459 758	1 063	616	239	130	67	8	3	—	—	—
62111	Offices of physicians (exc mental health)	7 184	97 500	459 758	1 063	616	239	130	67	8	3	—	—	—
621111	Offices of physicians, mental health	6 982	94 706	446 969	963	525	233	127	67	8	3	—	—	—
621112	Offices of physicians, mental health	202	2 794	12 789	100	91	6	3	—	—	—	—	—	—
6212	Offices of dentists	2 988	26 204	121 679	656	403	194	52	6	1	—	—	—	—
62121	Offices of dentists	2 988	26 204	121 679	656	403	194	52	6	1	—	—	—	—
621210	Offices of dentists	2 988	26 204	121 679	656	403	194	52	6	1	—	—	—	—
6213	Offices of other health practitioners	1 683	14 549	64 708	359	273	58	22	3	1	2	—	—	—
62131	Offices of chiropractors	179	1 084	4 650	59	47	10	2	—	—	—	—	—	—
621310	Offices of chiropractors	179	1 084	4 650	59	47	10	2	—	—	—	—	—	—
62132	Offices of optometrists	270	1 937	8 334	48	33	10	4	—	1	—	—	—	—
621320	Offices of optometrists	270	1 937	8 334	48	33	10	4	—	1	—	—	—	—
62133	Offices of other mental health practitioners	413	5 164	23 216	93	85	4	3	—	—	1	—	—	—
621330	Offices of other mental health practitioners	413	5 164	23 216	93	85	4	3	—	—	1	—	—	—
62134	Offices of PT, OT, speech therapy & audiology	476	4 002	17 118	78	50	17	9	1	—	1	—	—	—
621340	Offices of PT, OT, speech therapy & audiology	476	4 002	17 118	78	50	17	9	1	—	1	—	—	—
62139	Offices of all other health practitioners	345	2 362	11 390	81	58	17	4	2	—	—	—	—	—
621391	Offices of podiatrists	182	1 339	5 880	42	26	15	1	—	—	—	—	—	—
621399	Offices of all other misc health practitioners	163	1 023	5 510	39	32	2	3	2	—	—	—	—	—
6214	Outpatient care centers	2 155	18 184	59 831	93	34	22	11	20	2	2	1	1	—
62142	Outpatient mental health, substance abuse ctrs	625	4 909	11 878	22	7	7	3	2	—	—	1	—	—
621420	Outpatient mental health, substance abuse ctrs	625	4 909	11 878	22	7	7	3	2	—	—	1	—	—
62149	Other outpatient care centers	1 471	13 010	46 797	64	23	14	7	17	—	2	—	1	—
621493	Freestanding ambulatory surgery, emergency ctr	198	1 551	7 328	12	4	2	—	6	—	—	—	—	—
621498	All other outpatient care centers	374	3 269	10 947	40	17	11	6	6	—	—	—	—	—
6215	Medical & diagnostic laboratories	801	9 835	43 669	56	30	7	9	6	3	—	1	—	—
62151	Medical & diagnostic laboratories	801	9 835	43 669	56	30	7	9	6	3	—	1	—	—
621511	Medical laboratories	553	5 948	24 457	29	18	2	2	4	2	—	1	—	—
621512	Diagnostic Imaging centers	248	3 887	19 212	27	12	5	7	2	1	—	—	—	—
6216	Home health care services	1 877	10 286	42 393	48	20	6	2	11	3	5	1	—	—
62161	Home health care services	1 877	10 286	42 393	48	20	6	2	11	3	5	1	—	—
621610	Home health care services	1 877	10 286	42 393	48	20	6	2	11	3	5	1	—	—
6219	Other ambulatory health care services	318	2 434	10 239	17	4	4	3	4	2	—	—	—	—
62199	All other ambulatory health care services	(C)	(D)	(D)	14	4	4	3	1	2	—	—	—	—
622	Hospitals	(I)	(D)	(D)	8	1	—	—	—	—	—	1	—	6
6221	General medical & surgical hospitals	8 120	78 136	301 188	7	1	—	—	—	—	—	1	—	5
62211	General medical & surgical hospitals	8 120	78 136	301 188	7	1	—	—	—	—	—	1	—	5
622110	General medical & surgical hospitals	8 120	78 136	301 188	7	1	—	—	—	—	—	1	—	5
6223	Other specialty hospitals	(G)	(D)	(D)	1	—	—	—	—	—	—	—	—	1
62231	Other specialty hospitals	(G)	(D)	(D)	1	—	—	—	—	—	—	—	—	1
623	Nursing & residential care facilities	8 954	49 634	205 080	218	88	44	34	8	12	28	2	2	—
6231	Nursing care facilities	4 780	28 273	115 901	42	8	3	3	2	5	19	1	1	—
62311	Nursing care facilities	4 780	28 273	115 901	42	8	3	3	2	5	19	1	1	—
623110	Nursing care facilities	4 780	28 273	115 901	42	8	3	3	2	5	19	1	1	—
6232	Residential mental retardation, health facil	976	5 005	21 053	105	54	31	16	1	1	2	—	—	—
62321	Residential mental retardation facilities	777	3 653	15 283	89	52	23	11	1	—	2	—	—	—
623210	Residential mental retardation facilities	777	3 653	15 283	89	52	23	11	1	—	2	—	—	—
62322	Residential mental health, subst abuse facil	199	1 352	5 770	16	2	8	5	—	1	—	—	—	—
623220	Residential mental health, subst abuse facil	199	1 352	5 770	16	2	8	5	—	1	—	—	—	—
6233	Community care facilities for the elderly	2 980	15 072	62 899	56	23	5	9	5	6	6	1	1	—
62331	Community care facilities for the elderly	2 980	15 072	62 899	56	23	5	9	5	6	6	1	1	—
623311	Continuing care retirement communities	2 045	10 950	45 219	11	1	—	—	4	3	1	1	—	—
623312	Homes for the elderly	935	4 122	17 680	45	22	4	9	5	2	3	—	—	—
6239	Other residential care facilities	218	1 284	5 227	15	3	5	6	—	—	1	—	—	—
62399	Other residential care facilities	218	1 284	5 227	15	3	5	6	—	—	1	—	—	—
623990	Other residential care facilities	218	1 284	5 227	15	3	5	6	—	—	1	—	—	—
624	Social assistance	(I)	(D)	(D)	453	172	80	100	75	16	6	4	—	—
6241	Individual & family services	3 178	18 214	74 453	138	61	26	25	15	5	2	4	—	—
62411	Child & youth services	698	4 616	19 652	27	9	6	6	4	1	—	1	—	—
624110	Child & youth services	698	4 616	19 652	27	9	6	6	4	1	—	1	—	—
62412	Services for elderly & disabled persons	1 639	8 474	33 419	44	16	7	8	7	2	2	2	—	—
624120	Services for elderly & disabled persons	1 639	8 474	33 419	44	16	7	8	7	2	2	2	—	—
62419	Other individual & family services	841	5 124	21 382	67	36	13	11	4	2	—	—	—	—
624190	Other individual & family services	841	5 124	21 382	67	36	13	11	4	2	—	—	—	—
6242	Community, emergency & other relief services	(E)	(D)	(D)	28	15	2	4	5	2	—	—	—	—
62422	Community housing services	(C)	(D)	(D)	16	9	1	2	4	—	—	—	—	—
62423	Emergency & other relief services	187	1 884	6 859	5	2	—	—	1	2	—	—	—	—
624230	Emergency & other relief services	187	1 884	6 859	5	2	—	—	1	2	—	—	—	—
6243	Vocational rehabilitation services	617	2 945	11 804	29	17	3	2	1	4	2	—	—	—
62431	Vocational rehabilitation services	617	2 945	11 804	29	17	3	2	1	4	2	—	—	—
624310	Vocational rehabilitation services	617	2 945	11 804	29	17	3	2	1	4	2	—	—	—

See footnotes at end of table.

**Table 6. Counties—Employees, Payroll, and Establishments by Industry: 2001—Con.**

[Excludes most government employees, railroad employees, and self-employed persons. Size class 1 to 4 includes establishments with payroll, but no employees, during mid-March pay period. (D) denotes figures withheld to avoid disclosing data for individual companies; the data are included in broader industry totals. Detailed industries with 100 or more employees are shown if industry was not a (D). For explanation of terms, abbreviations, and data reliability/comparability, see introductory text]

NAICS code	Industry	Number of employees for week including March 12	Payroll (\$1,000)		Total number of establishments	Number of establishments by employment-size class								
			First quarter	Annual		1 to 4	5 to 9	10 to 19	20 to 49	50 to 99	100 to 249	250 to 499	500 to 999	1,000 or more
<b>MONTGOMERY—Con.</b>														
<b>62</b>	<b>Health care and social assistance—Con.</b>													
624	Social assistance—Con.													
6244	Child day care services	3 834	14 372	58 887	258	79	49	69	54	5	2	—	—	—
62441	Child day care services	3 834	14 372	58 887	258	79	49	69	54	5	2	—	—	—
624410	Child day care services	3 834	14 372	58 887	258	79	49	69	54	5	2	—	—	—
<b>71</b>	<b>Arts, entertainment &amp; recreation</b>	<b>6 293</b>	<b>31 939</b>	<b>135 685</b>	<b>338</b>	<b>200</b>	<b>44</b>	<b>22</b>	<b>36</b>	<b>20</b>	<b>13</b>	<b>3</b>	—	—
711	Performing arts, spectator sports & related industries	1 460	12 159	45 146	134	96	15	8	8	3	3	1	—	—
7111	Performing arts companies	483	2 199	10 332	36	22	5	4	1	2	2	—	—	—
71111	Theater companies & dinner theaters	352	1 775	7 396	13	7	1	1	1	1	2	—	—	—
711110	Theater companies & dinner theaters	352	1 775	7 396	13	7	1	1	1	1	2	—	—	—
71113	Musical groups & artists	106	326	1 533	16	10	3	2	—	1	—	—	—	—
711130	Musical groups & artists	106	326	1 533	16	10	3	2	—	1	—	—	—	—
7112	Spectator sports	130	400	2 030	12	10	—	—	1	1	—	—	—	—
71121	Spectator sports	130	400	2 030	12	10	—	—	1	1	—	—	—	—
7113	Promoters of entertainment events	395	2 322	7 041	19	11	3	1	3	—	—	1	—	—
71132	Promoters of entertainment events without facility	309	1 786	5 063	11	7	1	1	1	—	—	1	—	—
711320	Promoters of entertainment events without facility	309	1 786	5 063	11	7	1	1	1	—	—	1	—	—
7114	Agents, managers for artists & other public figures	300	4 506	13 882	14	7	2	2	2	—	1	—	—	—
71141	Agents, managers for artists & other public figures	300	4 506	13 882	14	7	2	2	2	—	1	—	—	—
711410	Agents, managers for artists & other public figures	300	4 506	13 882	14	7	2	2	2	—	1	—	—	—
7115	Independent artists, writers & performers	152	2 732	11 861	53	46	5	1	1	—	—	—	—	—
71151	Independent artists, writers & performers	152	2 732	11 861	53	46	5	1	1	—	—	—	—	—
711510	Independent artists, writers & performers	152	2 732	11 861	53	46	5	1	1	—	—	—	—	—
713	Amusement, gambling & recreation industries	4 751	19 486	89 343	195	100	26	14	26	17	10	2	—	—
7139	Other amusement & recreation industries	4 670	19 264	88 689	190	97	25	14	26	16	10	2	—	—
71391	Golf courses & country clubs	1 748	10 268	49 559	22	4	1	5	4	6	1	—	—	—
713910	Golf courses & country clubs	1 748	10 268	49 559	22	4	1	5	4	6	1	—	—	—
71394	Fitness & recreational sports centers	2 442	7 020	30 802	126	71	18	6	16	10	4	1	—	—
713940	Fitness & recreational sports centers	2 442	7 020	30 802	126	71	18	6	16	10	4	1	—	—
71395	Bowling centers	170	581	2 088	5	1	—	1	2	1	—	—	—	—
713950	Bowling centers	170	581	2 088	5	1	—	1	2	1	—	—	—	—
71399	All other amusement & recreation industries	310	1 395	6 240	37	21	6	6	3	1	—	—	—	—
713990	All other amusement & recreation industries	310	1 395	6 240	37	21	6	6	3	1	—	—	—	—
<b>72</b>	<b>Accommodation &amp; food services</b>	<b>27 048</b>	<b>101 590</b>	<b>430 263</b>	<b>1 562</b>	<b>561</b>	<b>280</b>	<b>279</b>	<b>334</b>	<b>77</b>	<b>28</b>	<b>3</b>	—	—
721	Accommodation	3 637	19 731	85 989	88	19	8	16	22	12	10	1	—	—
7211	Traveler accommodation	3 557	19 379	83 891	78	13	6	15	21	12	10	1	—	—
72111	Hotels (exc casino hotels) & motels	3 548	19 346	83 746	75	11	5	15	21	12	10	1	—	—
721110	Hotels (exc casino hotels) & motels	3 548	19 346	83 746	75	11	5	15	21	12	10	1	—	—
722	Food services & drinking places	23 411	81 859	344 274	1 474	542	272	263	312	65	18	2	—	—
7221	Full-service restaurants	12 236	42 785	178 010	602	188	108	101	143	47	13	2	—	—
72211	Full-service restaurants	12 236	42 785	178 010	602	188	108	101	143	47	13	2	—	—
722110	Full-service restaurants	12 236	42 785	178 010	602	188	108	101	143	47	13	2	—	—
7222	Limited-service eating places	9 499	26 576	117 067	724	288	129	131	158	15	3	—	—	—
72221	Limited-service eating places	9 499	26 576	117 067	724	288	129	131	158	15	3	—	—	—
722211	Limited-service restaurants	7 847	21 982	95 930	557	228	94	81	136	15	3	—	—	—
722212	Cafeterias	148	598	2 275	20	8	7	3	2	—	—	—	—	—
722213	Snack & nonalcoholic beverage bars	1 504	3 996	18 862	147	52	28	47	20	—	—	—	—	—
7223	Special food services	1 554	12 246	47 894	129	54	33	27	10	3	2	—	—	—
72231	Food service contractors	1 047	8 200	31 246	86	29	26	21	8	1	1	—	—	—
722310	Food service contractors	1 047	8 200	31 246	86	29	26	21	8	1	1	—	—	—
72232	Caterers	446	3 817	15 187	34	19	6	5	1	2	1	—	—	—
722320	Caterers	446	3 817	15 187	34	19	6	5	1	2	1	—	—	—
7224	Drinking places (alcoholic beverages)	122	252	1 303	19	12	2	4	1	—	—	—	—	—
72241	Drinking places (alcoholic beverages)	122	252	1 303	19	12	2	4	1	—	—	—	—	—
722410	Drinking places (alcoholic beverages)	122	252	1 303	19	12	2	4	1	—	—	—	—	—
<b>81</b>	<b>Other services (except public administration)</b>	<b>23 137</b>	<b>159 133</b>	<b>672 057</b>	<b>2 406</b>	<b>1 305</b>	<b>491</b>	<b>361</b>	<b>182</b>	<b>39</b>	<b>25</b>	<b>3</b>	—	—
811	Repair & maintenance	4 199	34 351	149 026	641	376	157	72	30	2	4	—	—	—
8111	Automotive repair & maintenance	2 791	21 042	90 272	441	234	126	57	23	1	—	—	—	—
81111	Automotive mechanical & electrical R&M	1 311	10 500	46 061	285	176	87	17	5	—	—	—	—	—
811111	General automotive repair	1 097	8 438	37 248	247	160	68	14	5	—	—	—	—	—
811113	Automotive transmission repair	106	1 242	5 021	16	6	8	2	—	—	—	—	—	—
81112	Automotive body, paint, interior & glass repair	810	7 772	33 260	95	36	28	21	10	—	—	—	—	—
811121	Automotive body, paint & interior R&M	754	7 276	31 177	85	32	23	20	10	—	—	—	—	—
81119	Other automotive R&M	670	2 770	10 951	61	22	11	19	8	1	—	—	—	—
811191	Automotive oil change & lubrication shops	232	985	3 634	21	4	5	10	2	—	—	—	—	—
811192	Car washes	378	1 538	6 124	31	12	6	6	6	1	—	—	—	—
8112	Electronic & precision equipment R&M	443	4 855	22 795	67	47	9	8	1	1	1	—	—	—
81121	Electronic & precision equipment R&M	443	4 855	22 795	67	47	9	8	1	1	1	—	—	—
811212	Computer & office machine R&M	298	3 660	18 057	30	18	4	6	—	1	1	—	—	—
8113	Commercial equipment (exc auto & elec) R&M	393	4 621	20 468	27	17	4	1	3	—	2	—	—	—
81131	Commercial equipment (exc auto & elec) R&M	393	4 621	20 468	27	17	4	1	3	—	2	—	—	—
811310	Commercial equipment (exc auto & elec) R&M	393	4 621	20 468	27	17	4	1	3	—	2	—	—	—

See footnotes at end of table.

**Table 6. Counties—Employees, Payroll, and Establishments by Industry: 2001—Con.**

[Excludes most government employees, railroad employees, and self-employed persons. Size class 1 to 4 includes establishments with payroll, but no employees, during mid-March pay period. (D) denotes figures withheld to avoid disclosing data for individual companies; the data are included in broader industry totals. Detailed industries with 100 or more employees are shown if industry was not a (D). For explanation of terms, abbreviations, and data reliability/comparability, see introductory text]

NAICS code	Industry	Number of employees for week including March 12	Payroll (\$1,000)		Total number of establishments	Number of establishments by employment-size class									
			First quarter	Annual		1 to 4	5 to 9	10 to 19	20 to 49	50 to 99	100 to 249	250 to 499	500 to 999	1,000 or more	
<b>MONTGOMERY—Con.</b>															
<b>81</b>	<b>Other services (except public administration)—Con.</b>														
811	Repair & maintenance—Con.														
8114	Personal & household goods R&M .....	572	3 833	15 491	106	78	18	6	3	—	1	—	—	—	
81141	Home, garden equipment & appliance R&M .....	266	2 147	7 841	25	19	3	1	1	—	1	—	—	—	
811412	Appliance repair & maintenance .....	259	2 114	7 715	21	15	3	1	1	—	1	—	—	—	
81142	Reupholstery & furniture repair .....	162	994	4 687	31	18	8	4	1	—	—	—	—	—	
811420	Reupholstery & furniture repair .....	162	994	4 687	31	18	8	4	1	—	—	—	—	—	
81149	Other personal & household goods R&M .....	111	491	2 138	36	29	6	—	1	—	—	—	—	—	
811490	Other personal & household goods R&M .....	111	491	2 138	36	29	6	—	1	—	—	—	—	—	
812	Personal & laundry services .....	6 177	30 764	127 694	822	472	151	130	65	2	1	1	—	—	
8121	Personal care services .....	3 769	18 761	76 261	383	182	78	80	41	—	1	1	—	—	
81211	Hair, nail & skin care services .....	3 354	16 466	65 698	340	150	71	79	39	—	—	1	—	—	
812112	Beauty salons .....	2 629	14 134	59 425	288	115	63	73	37	—	—	—	—	—	
812113	Nail salons .....	688	2 125	5 390	32	15	8	6	2	—	—	1	—	—	
81219	Other personal care services .....	415	2 295	10 563	43	32	7	1	2	—	1	—	—	—	
812199	Other personal care services .....	358	2 013	9 294	29	22	3	1	2	—	—	1	—	—	
8122	Death care services .....	403	2 578	10 870	34	15	5	5	8	1	—	—	—	—	
81221	Funeral homes .....	245	1 790	7 377	20	7	5	3	5	—	—	—	—	—	
812210	Funeral homes .....	245	1 790	7 377	20	7	5	3	5	—	—	—	—	—	
81222	Cemeteries & crematories .....	158	788	3 493	14	8	—	2	3	1	—	—	—	—	
812220	Cemeteries & crematories .....	158	788	3 493	14	8	—	2	3	1	—	—	—	—	
8123	Drycleaning & laundry services .....	1 037	4 249	18 897	209	136	40	26	7	—	—	—	—	—	
81232	Drycleaning & laundry services (exc coin-op) .....	940	3 894	17 053	183	117	35	25	6	—	—	—	—	—	
812320	Drycleaning & laundry services (exc coin-op) .....	940	3 894	17 053	183	117	35	25	6	—	—	—	—	—	
8129	Other personal services .....	968	5 176	21 666	196	139	28	19	9	1	—	—	—	—	
81291	Pet care (except veterinary) services .....	194	622	3 038	32	21	5	3	3	—	—	—	—	—	
812910	Pet care (except veterinary) services .....	194	622	3 038	32	21	5	3	3	—	—	—	—	—	
81292	Photofinishing .....	325	2 306	9 098	32	13	9	4	6	—	—	—	—	—	
812921	Photofinishing laboratories (except one-hour) .....	141	1 507	5 499	13	5	4	1	3	—	—	—	—	—	
812922	One-hour photofinishing .....	184	799	3 599	19	8	5	3	3	—	—	—	—	—	
81293	Parking lots & garages .....	312	1 386	5 686	84	68	8	7	—	1	—	—	—	—	
812930	Parking lots & garages .....	312	1 386	5 686	84	68	8	7	—	1	—	—	—	—	
81299	All other personal services .....	137	862	3 844	48	37	6	5	—	—	—	—	—	—	
812990	All other personal services .....	137	862	3 844	48	37	6	5	—	—	—	—	—	—	
813	Religious, grantmaking, civic, prof & like organizations .....	12 761	94 018	395 337	943	457	183	159	87	35	20	2	—	—	
8131	Religious organizations .....	5 505	23 458	95 958	399	169	93	73	36	21	6	1	—	—	
81311	Religious organizations .....	5 505	23 458	95 958	399	169	93	73	36	21	6	1	—	—	
813110	Religious organizations .....	5 505	23 458	95 958	399	169	93	73	36	21	6	1	—	—	
8132	Grantmaking & giving services .....	1 218	12 593	55 565	79	42	12	11	8	2	4	—	—	—	
81321	Grantmaking & giving services .....	1 218	12 593	55 565	79	42	12	11	8	2	4	—	—	—	
813211	Grantmaking foundations .....	195	2 179	10 425	30	21	5	2	1	1	—	—	—	—	
813212	Voluntary health organizations .....	897	9 200	39 592	37	13	4	9	7	1	3	—	—	—	
813219	Other grantmaking & giving services .....	126	1 214	5 548	12	8	3	—	—	—	1	—	—	—	
8133	Social advocacy organizations .....	670	6 209	26 615	64	33	13	9	7	1	1	—	—	—	
81331	Social advocacy organizations .....	670	6 209	26 615	64	33	13	9	7	1	1	—	—	—	
813312	Environment & wildlife organizations .....	431	3 852	16 607	30	14	6	5	3	1	1	—	—	—	
813319	Other social advocacy organizations .....	173	1 803	7 628	25	14	5	3	3	—	—	—	—	—	
8134	Civic & social organizations .....	1 214	7 712	31 563	80	50	13	10	—	2	5	—	—	—	
81341	Civic & social organizations .....	1 214	7 712	31 563	80	50	13	10	—	2	5	—	—	—	
813410	Civic & social organizations .....	1 214	7 712	31 563	80	50	13	10	—	2	5	—	—	—	
8139	Business, labor, political, like organizations .....	4 154	44 046	185 636	321	163	52	56	36	9	4	1	—	—	
81391	Business associations .....	1 079	14 921	65 240	75	37	12	10	3	1	—	—	—	—	
813910	Business associations .....	1 079	14 921	65 240	75	37	12	10	3	1	—	—	—	—	
81392	Professional organizations .....	1 395	17 257	70 943	80	31	16	14	12	5	2	—	—	—	
813920	Professional organizations .....	1 395	17 257	70 943	80	31	16	14	12	5	2	—	—	—	
81393	Labor unions & similar labor organizations .....	534	5 183	21 388	27	9	5	7	4	1	1	—	—	—	
813930	Labor unions & similar labor organizations .....	534	5 183	21 388	27	9	5	7	4	1	1	—	—	—	
81399	Oth similar organizations (exc business, prof, labor, pol) .....	1 065	6 267	26 123	120	70	19	21	9	—	—	1	—	—	
813990	Oth similar organizations (exc business, prof, labor, pol) .....	1 065	6 267	26 123	120	70	19	21	9	—	—	1	—	—	
<b>95</b>	<b>Auxiliaries (exc corporate, subsidiary &amp; regional mgt) .....</b>	<b>8 263</b>	<b>234 165</b>	<b>730 579</b>	<b>63</b>	<b>19</b>	<b>8</b>	<b>14</b>	<b>8</b>	<b>4</b>	<b>2</b>	<b>4</b>	<b>3</b>	<b>1</b>	
<b>99</b>	<b>Unclassified establishments .....</b>	<b>344</b>	<b>1 852</b>	<b>9 430</b>	<b>320</b>	<b>304</b>	<b>14</b>	<b>1</b>	<b>1</b>	<b>—</b>	<b>—</b>	<b>—</b>	<b>—</b>	<b>—</b>	
<b>PRINCE GEORGE'S</b>															
	<b>Total .....</b>	<b>252 837</b>	<b>2 127 893</b>	<b>8 714 494</b>	<b>13 960</b>	<b>6 674</b>	<b>2 798</b>	<b>2 007</b>	<b>1 480</b>	<b>537</b>	<b>351</b>	<b>83</b>	<b>22</b>	<b>8</b>	
<b>11</b>	<b>Forestry, fishing, hunting, and agriculture support .....</b>	<b>(B)</b>	<b>(D)</b>	<b>(D)</b>	<b>5</b>	<b>4</b>	<b>—</b>	<b>1</b>	<b>—</b>	<b>—</b>	<b>—</b>	<b>—</b>	<b>—</b>	<b>—</b>	
<b>21</b>	<b>Mining .....</b>	<b>(E)</b>	<b>(D)</b>	<b>(D)</b>	<b>12</b>	<b>3</b>	<b>1</b>	<b>3</b>	<b>4</b>	<b>1</b>	<b>—</b>	<b>—</b>	<b>—</b>	<b>—</b>	
212	Mining (except oil & gas) .....	(E)	(D)	(D)	11	2	1	3	4	1	—	—	—	—	
2123	Nonmetallic mineral mining & quarrying .....	(E)	(D)	(D)	11	2	1	3	4	1	—	—	—	—	
21232	Sand, gravel, clay, refractory minerals mining .....	(C)	(D)	(D)	10	2	1	3	3	1	—	—	—	—	
<b>22</b>	<b>Utilities .....</b>	<b>(E)</b>	<b>(D)</b>	<b>(D)</b>	<b>9</b>	<b>4</b>	<b>—</b>	<b>2</b>	<b>—</b>	<b>1</b>	<b>2</b>	<b>—</b>	<b>—</b>	<b>—</b>	
221	Utilities .....	(E)	(D)	(D)	9	4	—	2	—	1	2	—	—	—	
2211	Elec pwr generation, transmns & distribution .....	(E)	(D)	(D)	9	4	—	2	—	1	2	—	—	—	
22111	Electric power generation .....	(C)	(D)	(D)	2	—	—	1	—	—	1	—	—	—	
22112	Electric pwr transmns, control & distribution .....	(C)	(D)	(D)	7	4	—	1	—	1	1	—	—	—	

See footnotes at end of table.

**Table 6. Counties—Employees, Payroll, and Establishments by Industry: 2001—Con.**

[Excludes most government employees, railroad employees, and self-employed persons. Size class 1 to 4 includes establishments with payroll, but no employees, during mid-March pay period. (D) denotes figures withheld to avoid disclosing data for individual companies; the data are included in broader industry totals. Detailed industries with 100 or more employees are shown if industry was not a (D). For explanation of terms, abbreviations, and data reliability/comparability, see introductory text]

NAICS code	Industry	Number of employees for week including March 12	Payroll (\$1,000)		Total number of establishments	Number of establishments by employment-size class								
			First quarter	Annual		1 to 4	5 to 9	10 to 19	20 to 49	50 to 99	100 to 249	250 to 499	500 to 999	1,000 or more
<b>PRINCE GEORGE'S—Con.</b>														
<b>23</b>	<b>Construction</b>	<b>31 325</b>	<b>306 120</b>	<b>1 302 374</b>	<b>1 464</b>	<b>646</b>	<b>256</b>	<b>213</b>	<b>208</b>	<b>77</b>	<b>46</b>	<b>18</b>	-	-
233	Building, developing & general contracting	5 663	60 547	255 524	360	194	54	47	42	11	9	3	-	-
2332	Residential building construction	1 632	18 438	72 526	207	135	35	16	17	3	-	1	-	-
23321	Single-family housing construction	1 558	17 881	69 820	195	130	31	14	16	3	-	1	-	-
233210	Single-family housing construction	1 558	17 881	69 820	195	130	31	14	16	3	-	1	-	-
2333	Nonresidential building construction	(H)	(D)	(D)	138	48	18	29	24	8	9	2	-	-
23331	Mfg & industrial building construction	(E)	(D)	(D)	6	4	1	-	-	-	-	1	-	-
23332	Commercial & institutional bldg construction	3 669	37 522	163 868	132	44	17	29	24	8	9	1	-	-
233320	Commercial & institutional bldg construction	3 669	37 522	163 868	132	44	17	29	24	8	9	1	-	-
234	Heavy construction	3 114	25 694	115 764	77	19	11	13	18	11	2	3	-	-
2341	Highway, street, bridge & tunnel construction	1 305	8 875	44 711	34	9	2	5	11	6	-	1	-	-
23411	Highway & street construction	(G)	(D)	(D)	33	8	2	5	11	6	-	1	-	-
2349	Other heavy construction	1 809	16 819	71 053	43	10	9	8	7	5	2	2	-	-
23491	Water, sewer & pipeline construction	1 221	11 407	50 965	27	3	8	4	4	5	2	1	-	-
234910	Water, sewer & pipeline construction	1 221	11 407	50 965	27	3	8	4	4	5	2	1	-	-
23492	Pwr, communication transmsn line construction	(E)	(D)	(D)	4	3	-	-	-	-	-	1	-	-
23499	All other heavy construction	(C)	(D)	(D)	12	4	1	4	3	-	-	-	-	-
235	Special trade contractors	22 548	219 879	931 086	1 027	433	191	153	148	55	35	12	-	-
2351	Plumbing, heating & AC contractor	5 359	58 799	242 104	254	93	56	38	41	17	8	1	-	-
23511	Plumbing, heating & AC contractor	5 359	58 799	242 104	254	93	56	38	41	17	8	1	-	-
235110	Plumbing, heating & AC contractor	5 359	58 799	242 104	254	93	56	38	41	17	8	1	-	-
2352	Painting & wall covering contractors	(F)	(D)	(D)	84	51	14	12	5	2	-	-	-	-
23521	Painting & wall covering contractors	(F)	(D)	(D)	84	51	14	12	5	2	-	-	-	-
2353	Electrical contractors	3 606	42 540	175 651	140	51	20	26	27	8	7	1	-	-
23531	Electrical contractors	3 606	42 540	175 651	140	51	20	26	27	8	7	1	-	-
235310	Electrical contractors	3 606	42 540	175 651	140	51	20	26	27	8	7	1	-	-
2354	Masonry, drywall, insulation, tile contractors	3 715	29 995	124 318	114	48	20	15	16	4	6	5	-	-
23541	Masonry & stone contractors	669	6 072	28 181	54	28	9	10	5	1	1	-	-	-
235410	Masonry & stone contractors	669	6 072	28 181	54	28	9	10	5	1	1	-	-	-
23542	Drywall, acoustical & insulation contractors	2 871	22 412	90 096	48	16	7	4	9	2	5	5	-	-
235420	Drywall, acoustical & insulation contractors	2 871	22 412	90 096	48	16	7	4	9	2	5	5	-	-
23543	Tile, marble, terrazzo & mosaic contractors	175	1 511	6 041	12	4	4	1	2	1	-	-	-	-
235430	Tile, marble, terrazzo & mosaic contractors	175	1 511	6 041	12	4	4	1	2	1	-	-	-	-
2355	Carpentry & floor contractors	1 278	11 815	53 257	114	70	18	10	13	2	-	1	-	-
23551	Carpentry contractors	587	4 575	21 471	74	48	10	5	9	2	-	-	-	-
235510	Carpentry contractors	587	4 575	21 471	74	48	10	5	9	2	-	-	-	-
23552	Floor laying & other floor contractors	691	7 240	31 786	40	22	8	5	4	-	-	1	-	-
235520	Floor laying & other floor contractors	691	7 240	31 786	40	22	8	5	4	-	-	1	-	-
2356	Roofing, siding, & sheet metal contractors	2 258	21 095	88 122	75	25	16	12	11	5	5	1	-	-
23561	Roofing, siding, & sheet metal contractors	2 258	21 095	88 122	75	25	16	12	11	5	5	1	-	-
235610	Roofing, siding, & sheet metal contractors	2 258	21 095	88 122	75	25	16	12	11	5	5	1	-	-
2357	Concrete contractors	1 980	13 587	64 236	85	29	14	16	18	5	1	2	-	-
23571	Concrete contractors	1 980	13 587	64 236	85	29	14	16	18	5	1	2	-	-
235710	Concrete contractors	1 980	13 587	64 236	85	29	14	16	18	5	1	2	-	-
2359	Other special trade contractors	3 741	38 326	164 866	160	65	33	24	17	12	8	1	-	-
23591	Structural steel erection contractors	256	1 854	6 687	8	1	2	1	2	2	-	-	-	-
235910	Structural steel erection contractors	256	1 854	6 687	8	1	2	1	2	2	-	-	-	-
23592	Glass & glazing contractors	464	5 108	22 121	23	8	6	4	2	2	1	-	-	-
235920	Glass & glazing contractors	464	5 108	22 121	23	8	6	4	2	2	1	-	-	-
23593	Excavation contractors	365	2 840	15 573	28	17	5	2	2	1	1	-	-	-
235930	Excavation contractors	365	2 840	15 573	28	17	5	2	2	1	1	-	-	-
23594	Wrecking & demolition contractors	250	1 912	8 532	7	3	-	-	3	-	1	-	-	-
235940	Wrecking & demolition contractors	250	1 912	8 532	7	3	-	-	3	-	1	-	-	-
23595	Bldg equip & oth mach installation contractor	1 117	16 381	64 451	19	1	4	3	2	5	4	-	-	-
235950	Bldg equip & oth mach installation contractor	1 117	16 381	64 451	19	1	4	3	2	5	4	-	-	-
23599	All other special trade contractors	1 289	10 231	47 502	75	35	16	14	6	2	1	1	-	-
235990	All other special trade contractors	1 289	10 231	47 502	75	35	16	14	6	2	1	1	-	-
<b>31-33</b>	<b>Manufacturing</b>	<b>10 612</b>	<b>121 216</b>	<b>480 133</b>	<b>374</b>	<b>119</b>	<b>84</b>	<b>58</b>	<b>59</b>	<b>30</b>	<b>16</b>	<b>8</b>	-	-
311	Food mfg	1 153	6 858	27 264	29	9	4	5	4	4	2	1	-	-
3114	Fruit & veg preserving & specialty food mfg	(C)	(D)	(D)	2	-	-	-	-	2	-	-	-	-
31141	Frozen food mfg	(C)	(D)	(D)	2	-	-	-	-	2	-	-	-	-
3115	Dairy product mfg	(C)	(D)	(D)	2	-	-	-	1	1	-	-	-	-
3116	Animal slaughtering & processing	(E)	(D)	(D)	3	1	-	-	-	-	1	1	-	-
31161	Animal slaughtering & processing	(E)	(D)	(D)	3	1	-	-	-	-	1	1	-	-
3118	Bakeries & tortilla mfg	231	1 326	5 917	14	4	3	4	2	1	-	-	-	-
31181	Bread & bakery product mfg	(C)	(D)	(D)	12	3	3	4	1	1	-	-	-	-
311812	Commercial bakeries	110	930	4 314	5	2	1	1	-	1	-	-	-	-
3119	Other food mfg	(C)	(D)	(D)	3	1	1	-	-	-	1	-	-	-
31192	Coffee & tea mfg	(C)	(D)	(D)	1	-	-	-	-	-	1	-	-	-
312	Beverage & tobacco product mfg	(C)	(D)	(D)	3	1	-	-	1	-	1	-	-	-
3121	Beverage mfg	(C)	(D)	(D)	3	1	-	-	1	-	1	-	-	-
31211	Soft drink & ice mfg	(C)	(D)	(D)	3	1	-	-	1	-	1	-	-	-
314	Textile product mills	109	785	3 220	10	3	3	2	2	-	-	-	-	-
322	Paper mfg	118	1 412	5 238	4	1	-	1	1	1	-	-	-	-
3222	Converted paper product mfg	118	1 412	5 238	4	1	-	1	1	1	-	-	-	-

See footnotes at end of table.

**Table 6. Counties—Employees, Payroll, and Establishments by Industry: 2001—Con.**

[Excludes most government employees, railroad employees, and self-employed persons. Size class 1 to 4 includes establishments with payroll, but no employees, during mid-March pay period. (D) denotes figures withheld to avoid disclosing data for individual companies; the data are included in broader industry totals. Detailed industries with 100 or more employees are shown if industry was not a (D). For explanation of terms, abbreviations, and data reliability/comparability, see introductory text]

NAICS code	Industry	Number of employees for week including March 12	Payroll (\$1,000)		Total number of establishments	Number of establishments by employment-size class																				
			First quarter	Annual		1 to 4	5 to 9	10 to 19	20 to 49	50 to 99	100 to 249	250 to 499	500 to 999	1,000 or more												
<b>PRINCE GEORGE'S—Con.</b>																										
<b>31-33 Manufacturing—Con.</b>																										
323	Printing & related support activities	3 799	45 508	180 928	121	37	24	18	21	9	9	3	—	—												
3231	Printing & related support activities	3 799	45 508	180 928	121	37	24	18	21	9	9	3	—	—												
32311	Printing	3 469	41 851	166 768	109	35	22	15	18	7	9	3	—	—												
323110	Commercial lithographic printing	2 786	34 855	140 414	66	18	10	10	12	5	8	3	—	—												
323114	Quick printing	377	3 851	14 162	21	6	7	5	2	—	1	—	—	—												
323117	Book printing	204	2 216	8 312	6	2	—	—	2	2	—	—	—	—												
32312	Printing support activities	330	3 657	14 160	12	2	2	3	3	2	—	—	—	—												
323121	Tradebinding & related work	188	1 789	7 369	5	1	—	—	2	—	—	—	—	—												
323122	Prepress services	142	1 868	6 791	7	1	2	1	3	—	—	—	—	—												
325	Chemical mfg	694	9 339	34 230	11	—	3	3	1	3	—	1	—	—												
3254	Pharmaceutical & medicine mfg	116	1 500	5 948	3	—	—	1	1	1	—	—	—	—												
32541	Pharmaceutical & medicine mfg	116	1 500	5 948	3	—	—	1	1	1	—	—	—	—												
3255	Paint, coating & adhesive mfg	(E)	(D)	(D)	1	—	—	—	—	—	—	1	—	—												
32551	Paint & coating mfg	(E)	(D)	(D)	1	—	—	—	—	—	—	1	—	—												
326	Plastics & rubber products mfg	360	3 106	11 273	9	1	1	1	4	1	1	—	—	—												
3261	Plastics product mfg	(E)	(D)	(D)	8	1	—	1	4	1	1	—	—	—												
32619	Other plastics product mfg	338	2 948	10 635	6	—	—	—	4	1	1	—	—	—												
326199	All other plastics product mfg	338	2 948	10 635	6	—	—	—	4	1	1	—	—	—												
327	Nonmetallic mineral product mfg	406	3 592	15 693	19	3	3	3	9	1	—	—	—	—												
3273	Cement & concrete product mfg	313	2 607	12 786	13	1	2	2	7	1	—	—	—	—												
32732	Ready-mix concrete mfg	183	1 549	8 120	8	—	1	2	5	—	—	—	—	—												
327320	Ready-mix concrete mfg	183	1 549	8 120	8	—	1	2	5	—	—	—	—	—												
332	Fabricated metal product mfg	1 866	21 922	82 876	51	12	13	7	9	6	2	2	—	—												
3323	Architectural & structural metals mfg	671	6 952	28 714	26	4	9	3	5	4	1	—	—	—												
33232	Ornamental & architectural metal prod mfg	(F)	(D)	(D)	24	3	8	3	5	4	1	—	—	—												
332322	Sheet metal work mfg	318	2 955	11 865	10	2	3	1	2	1	1	—	—	—												
332323	Ornamental & architectural metal work mfg	279	3 373	13 617	9	1	1	2	3	3	—	—	—	—												
3326	Spring & wire product mfg	(C)	(D)	(D)	3	—	1	—	1	—	1	—	—	—												
33261	Spring & wire product mfg	(C)	(D)	(D)	3	—	1	—	1	—	1	—	—	—												
3327	Mach shops, turn prod, screw, nut, bolt mfg	127	1 533	6 288	11	6	2	1	1	1	—	—	—	—												
33271	Machine shops	127	1 533	6 288	11	6	2	1	1	1	—	—	—	—												
332710	Machine shops	127	1 533	6 288	11	6	2	1	1	1	—	—	—	—												
3329	Other fabricated metal product mfg	801	11 442	39 452	6	—	—	2	2	—	2	—	—	—												
33291	Metal valve mfg	(E)	(D)	(D)	1	—	—	—	—	—	—	1	—	—												
33299	All other fabricated metal product mfg	(E)	(D)	(D)	5	—	—	2	2	—	—	1	—	—												
333	Machinery mfg	183	1 611	7 987	12	5	2	3	—	2	—	—	—	—												
334	Computer & electronic product mfg	750	16 554	66 785	21	7	6	3	3	1	—	1	—	—												
3342	Communications equipment mfg	(C)	(D)	(D)	6	2	2	—	1	1	—	—	—	—												
3345	Nav, measuring, medical, control instruments mfg	(F)	(D)	(D)	7	3	2	1	—	—	—	1	—	—												
33451	Nav, measuring, medical, control instruments mfg	(F)	(D)	(D)	7	3	2	1	—	—	—	1	—	—												
337	Furniture & related product mfg	581	4 802	19 462	24	6	10	4	2	1	1	—	—	—												
3371	HH & institutional furniture & kitchen cabinet mfg	(C)	(D)	(D)	15	5	7	3	—	—	—	—	—	—												
3372	Office furniture (including fixtures) mfg	228	2 116	8 256	8	1	3	1	2	1	—	—	—	—												
33721	Office furniture (including fixtures) mfg	228	2 116	8 256	8	1	3	1	2	1	—	—	—	—												
337212	Custom architectural woodwork & millwork mfg	161	1 544	6 150	4	1	—	1	1	1	—	—	—	—												
3379	Other furniture related product mfg	(C)	(D)	(D)	1	—	—	—	—	—	1	—	—	—												
33791	Mattress mfg	(C)	(D)	(D)	1	—	—	—	—	—	1	—	—	—												
339	Miscellaneous mfg	261	2 030	8 555	29	17	5	4	2	1	—	—	—	—												
3399	Other miscellaneous mfg	199	1 527	6 257	20	12	3	3	1	1	—	—	—	—												
33995	Sign mfg	144	1 259	4 978	14	7	3	3	—	1	—	—	—	—												
339950	Sign mfg	144	1 259	4 978	14	7	3	3	—	1	—	—	—	—												
<b>42</b>	<b>Wholesale trade</b>	<b>14 096</b>	<b>168 565</b>	<b>697 213</b>	<b>683</b>	<b>259</b>	<b>143</b>	<b>128</b>	<b>90</b>	<b>35</b>	<b>22</b>	<b>4</b>	<b>2</b>	<b>—</b>												
421	Wholesale trade, durable goods	9 150	120 111	489 683	492	180	107	100	67	25	10	1	2	—												
4211	Motor vehicle, motor vehicle pt & supply whsle	1 852	20 662	85 934	76	18	15	17	17	7	1	1	—	—												
42111	Automobile & other motor vehicle whsle	867	13 417	55 080	17	5	1	1	4	4	1	1	—	—												
421110	Automobile & other motor vehicle whsle	867	13 417	55 080	17	5	1	1	4	4	1	1	—	—												
42112	Motor vehicle supplies & new parts whsle	519	3 791	16 661	31	8	9	5	7	2	—	—	—	—												
421120	Motor vehicle supplies & new parts whsle	519	3 791	16 661	31	8	9	5	7	2	—	—	—	—												
42114	Motor vehicle parts (used) whsle	411	2 852	11 888	25	5	4	10	5	1	—	—	—	—												
421140	Motor vehicle parts (used) whsle	411	2 852	11 888	25	5	4	10	5	1	—	—	—	—												
4212	Furniture & home furnishing whsle	629	7 215	27 352	34	12	8	6	4	2	2	—	—	—												
42121	Furniture whsle	313	4 180	15 272	17	6	3	3	3	1	1	—	—	—												
421210	Furniture whsle	313	4 180	15 272	17	6	3	3	3	1	1	—	—	—												
42122	Home furnishing whsle	316	3 035	12 080	17	6	5	3	1	1	1	—	—	—												
421220	Home furnishing whsle	316	3 035	12 080	17	6	5	3	1	1	1	—	—	—												
4213	Lumber & other construction materials whsle	307	3 430	14 897	27	7	9	9	1	1	—	—	—	—												
42139	Other construction material whsle	127	1 859	7 837	9	2	4	2	—	1	—	—	—	—												
421390	Other construction material whsle	127	1 859	7 837	9	2	4	2	—	1	—	—	—	—												
4214	Professional & commercial equip & supp whsle	1 856	37 665	149 283	79	35	18	11	10	2	2	—	1	—												
42142	Office equipment whsle	193	1 770	7 221	15	6	4	2	2	1	—	—	—	—												
421420	Office equipment whsle	193	1 770	7 221	15	6	4	2	2	1	—	—	—	—												
42143	Computer & peripheral equip & software whsle	1 200	30 539	120 860	38	17	8	4	7	1	—	—	1	—												
421430	Computer & peripheral equip & software whsle	1 200	30 539	120 860	38	17	8	4	7	1	—	—	1	—												
42144	Other commercial equipment whsle	272	3 001	12 128	12	4	3	4	—	—	1	—	—	—												
421440	Other commercial equipment whsle	272	3 001	12 128	12	4	3	4	—	—	1	—	—	—												
42145	Medical, dental, hospital equip & supp whsle	(C)	(D)	(D)	4	2	1	—	—	—	1	—	—	—												

See footnotes at end of table.



**Table 6. Counties—Employees, Payroll, and Establishments by Industry: 2001—Con.**

[Excludes most government employees, railroad employees, and self-employed persons. Size class 1 to 4 includes establishments with payroll, but no employees, during mid-March pay period. (D) denotes figures withheld to avoid disclosing data for individual companies; the data are included in broader industry totals. Detailed industries with 100 or more employees are shown if industry was not a (D). For explanation of terms, abbreviations, and data reliability/comparability, see introductory text]

NAICS code	Industry	Number of employees for week including March 12	Payroll (\$1,000)		Total number of establishments	Number of establishments by employment-size class									
			First quarter	Annual		1 to 4	5 to 9	10 to 19	20 to 49	50 to 99	100 to 249	250 to 499	500 to 999	1,000 or more	
<b>PRINCE GEORGE'S—Con.</b>															
<b>42</b>	<b>Wholesale trade—Con.</b>														
421	Wholesale trade, durable goods—Con.														
4215	Metal & mineral (except petroleum) whsle . . . . .	221	2 006	10 854	16	5	4	4	1	2	—	—	—	—	
42151	Metal service centers & offices whsle . . . . .	221	2 006	10 854	16	5	4	4	1	2	—	—	—	—	
421510	Metal service centers & offices whsle . . . . .	221	2 006	10 854	16	5	4	4	1	2	—	—	—	—	
4216	Electrical goods whsle . . . . .	1 290	20 325	81 434	62	14	14	17	10	4	3	—	—	—	
42161	Elec equip, wiring supp, const material whsle .	408	4 822	24 056	27	8	8	5	4	1	1	—	—	—	
421610	Elec equip, wiring supp, const material whsle .	408	4 822	24 056	27	8	8	5	4	1	1	—	—	—	
42162	Electric appliance, TV, radio set whsle . . . . .	124	1 161	5 079	7	1	3	1	1	1	—	—	—	—	
421620	Electric appliance, TV, radio set whsle . . . . .	124	1 161	5 079	7	1	3	1	1	1	—	—	—	—	
42169	Other electronic parts & equipment whsle . . . . .	758	14 342	52 299	28	5	3	11	5	2	2	—	—	—	
421690	Other electronic parts & equipment whsle . . . . .	758	14 342	52 299	28	5	3	11	5	2	2	—	—	—	
4217	Hardware, plumb & heating equip & sup whsle . .	839	9 215	40 711	64	29	15	7	10	2	1	—	—	—	
42171	Hardware whsle . . . . .	302	2 943	12 699	26	14	4	2	5	1	—	—	—	—	
421710	Hardware whsle . . . . .	302	2 943	12 699	26	14	4	2	5	1	—	—	—	—	
42172	Plumbing & heating equipment & supplies whsle . . . . .	289	2 848	11 698	14	7	2	3	—	1	1	—	—	—	
421720	Plumbing & heating equipment & supplies whsle . . . . .	289	2 848	11 698	14	7	2	3	—	1	1	—	—	—	
42173	Warm air heating & AC equip & supplies whsle . . . . .	194	2 956	13 800	19	7	6	2	4	—	—	—	—	—	
421730	Warm air heating & AC equip & supplies whsle . . . . .	194	2 956	13 800	19	7	6	2	4	—	—	—	—	—	
4218	Machinery, equipment & supplies whsle . . . . .	1 602	13 904	56 150	88	40	16	21	6	3	1	—	1	—	
42183	Industrial machinery & equipment whsle . . . . .	420	4 036	15 647	29	8	6	11	2	2	—	—	—	—	
421830	Industrial machinery & equipment whsle . . . . .	420	4 036	15 647	29	8	6	11	2	2	—	—	—	—	
42184	Industrial supplies whsle . . . . .	133	1 197	6 986	18	10	3	4	1	—	—	—	—	—	
421840	Industrial supplies whsle . . . . .	133	1 197	6 986	18	10	3	4	1	—	—	—	—	—	
42185	Service establishment equip & supplies whsle . . . . .	301	2 772	12 528	19	8	4	4	1	1	1	—	—	—	
421850	Service establishment equip & supplies whsle . . . . .	301	2 772	12 528	19	8	4	4	1	1	1	—	—	—	
42186	Transportation equip, supplies (exc MV) whsle . . . . .	(F)	(D)	(D)	10	9	—	—	—	—	—	—	1	—	
4219	Miscellaneous durable goods whsle . . . . .	554	5 689	23 068	46	20	8	8	8	2	—	—	—	—	
42192	Toy & hobby goods & supplies whsle . . . . .	109	1 043	4 205	4	1	—	1	1	1	—	—	—	—	
421920	Toy & hobby goods & supplies whsle . . . . .	109	1 043	4 205	4	1	—	1	1	1	—	—	—	—	
42193	Recyclable material whsle . . . . .	188	1 642	6 481	13	4	2	4	2	1	—	—	—	—	
421930	Recyclable material whsle . . . . .	188	1 642	6 481	13	4	2	4	2	1	—	—	—	—	
42199	Other miscellaneous durable goods whsle . . . . .	150	2 021	8 787	16	9	1	2	4	—	—	—	—	—	
421990	Other miscellaneous durable goods whsle . . . . .	150	2 021	8 787	16	9	1	2	4	—	—	—	—	—	
422	Wholesale trade, nondurable goods . . . . .	4 946	48 454	207 530	191	79	36	28	23	10	12	3	—	—	
4221	Paper & paper product whsle . . . . .	781	10 060	43 234	32	14	7	4	3	2	2	—	—	—	
42211	Printing & writing paper whsle . . . . .	322	4 473	18 919	7	3	2	—	—	1	1	—	—	—	
422110	Printing & writing paper whsle . . . . .	322	4 473	18 919	7	3	2	—	—	1	1	—	—	—	
42212	Stationery & office supplies whsle . . . . .	174	2 292	10 423	16	7	3	4	2	—	—	—	—	—	
422120	Stationery & office supplies whsle . . . . .	174	2 292	10 423	16	7	3	4	2	—	—	—	—	—	
42213	Industrial & personal service paper whsle . . . . .	285	3 295	13 892	9	4	2	—	1	1	1	—	—	—	
422130	Industrial & personal service paper whsle . . . . .	285	3 295	13 892	9	4	2	—	1	1	1	—	—	—	
4222	Drugs & druggists' sundries whsle . . . . .	165	1 413	5 930	10	6	1	2	—	—	1	—	—	—	
42221	Drugs & druggists' sundries whsle . . . . .	165	1 413	5 930	10	6	1	2	—	—	1	—	—	—	
422210	Drugs & druggists' sundries whsle . . . . .	165	1 413	5 930	10	6	1	2	—	—	1	—	—	—	
4223	Apparel, piece goods & notions whsle . . . . .	174	1 310	8 773	11	3	5	2	—	—	1	—	—	—	
42232	Men's & boys' clothing & furnishings whsle . . .	(C)	(D)	(D)	3	—	—	2	—	—	1	—	—	—	
4224	Grocery & related product whsle . . . . .	2 248	20 741	87 101	58	24	5	6	11	5	5	2	—	—	
42243	Dairy product (exc dried or canned) whsle . . .	102	801	3 650	4	1	—	—	3	—	—	—	—	—	
422430	Dairy product (exc dried or canned) whsle . . .	102	801	3 650	4	1	—	—	3	—	—	—	—	—	
42244	Poultry & poultry product whsle . . . . .	(C)	(D)	(D)	3	—	1	1	—	—	1	—	—	—	
42245	Confectionery whsle . . . . .	(C)	(D)	(D)	3	—	1	—	1	—	1	—	—	—	
42248	Fresh fruit & vegetable whsle . . . . .	(E)	(D)	(D)	3	—	—	—	1	—	—	1	—	—	
42249	Other grocery & related products whsle . . . . .	1 205	10 593	42 869	30	12	3	4	3	4	3	1	—	—	
422490	Other grocery & related products whsle . . . . .	1 205	10 593	42 869	30	12	3	4	3	4	3	1	—	—	
4226	Chemical & allied products whsle . . . . .	205	2 284	9 022	24	12	3	7	2	—	—	—	—	—	
42269	Other chemical & allied products whsle . . . . .	180	2 067	8 285	19	9	2	6	2	—	—	—	—	—	
422690	Other chemical & allied products whsle . . . . .	180	2 067	8 285	19	9	2	6	2	—	—	—	—	—	
4228	Beer, wine, distilled alcoholic beverage whsle . .	272	2 501	10 568	6	2	—	1	1	—	2	—	—	—	
42281	Beer & ale whsle . . . . .	(C)	(D)	(D)	4	2	—	—	—	—	2	—	—	—	
4229	Miscellaneous nondurable goods whsle . . . . .	1 011	9 618	40 786	43	18	12	3	5	3	1	1	—	—	
42292	Book, periodical & newspaper whsle . . . . .	391	3 564	14 421	16	5	3	2	3	2	1	—	—	—	
422920	Book, periodical & newspaper whsle . . . . .	391	3 564	14 421	16	5	3	2	3	2	1	—	—	—	
42295	Paint, varnish & supplies whsle . . . . .	(E)	(D)	(D)	5	1	2	—	1	—	—	1	—	—	
42299	Other miscellaneous nondurable goods whsle . . . . .	132	742	3 594	17	10	5	1	—	1	—	—	—	—	
422990	Other miscellaneous nondurable goods whsle . . . . .	132	742	3 594	17	10	5	1	—	1	—	—	—	—	
<b>44-45</b>	<b>Retail trade . . . . .</b>	<b>37 941</b>	<b>208 674</b>	<b>877 456</b>	<b>2 339</b>	<b>916</b>	<b>587</b>	<b>434</b>	<b>231</b>	<b>85</b>	<b>82</b>	<b>4</b>	<b>—</b>	<b>—</b>	
441	Motor vehicle & parts dealers . . . . .	5 601	47 201	207 402	249	80	59	42	37	19	11	1	—	—	
4411	Automobile dealers . . . . .	3 818	36 504	160 456	87	35	8	4	10	18	11	1	—	—	
44111	New car dealers . . . . .	3 675	35 437	155 765	49	7	1	1	10	18	11	1	—	—	
441110	New car dealers . . . . .	3 675	35 437	155 765	49	7	1	1	10	18	11	1	—	—	
44112	Used car dealers . . . . .	143	1 067	4 691	38	28	7	3	—	—	—	—	—	—	
441120	Used car dealers . . . . .	143	1 067	4 691	38	28	7	3	—	—	—	—	—	—	
4412	Other motor vehicle dealers . . . . .	194	1 013	5 752	15	6	3	1	5	—	—	—	—	—	
44122	Motorcycle & boat & other MV dealers . . . . .	167	853	5 035	10	4	1	—	5	—	—	—	—	—	
441221	Motorcycle dealers . . . . .	123	643	3 915	5	1	—	—	4	—	—	—	—	—	

See footnotes at end of table.

**Table 6. Counties—Employees, Payroll, and Establishments by Industry: 2001—Con.**

[Excludes most government employees, railroad employees, and self-employed persons. Size class 1 to 4 includes establishments with payroll, but no employees, during mid-March pay period. (D) denotes figures withheld to avoid disclosing data for individual companies; the data are included in broader industry totals. Detailed industries with 100 or more employees are shown if industry was not a (D). For explanation of terms, abbreviations, and data reliability/comparability, see introductory text]

NAICS code	Industry	Number of employees for week including March 12	Payroll (\$1,000)		Total number of establishments	Number of establishments by employment-size class									
			First quarter	Annual		1 to 4	5 to 9	10 to 19	20 to 49	50 to 99	100 to 249	250 to 499	500 to 999	1,000 or more	
<b>PRINCE GEORGE'S—Con.</b>															
<b>44-45 Retail trade—Con.</b>															
441	Motor vehicle & parts dealers—Con.														
4413	Automotive parts, accessories & tire stores . . . . .	1 589	9 684	41 194	147	39	48	37	22	1	—	—	—	—	
44131	Automotive parts, accessories & tire stores . . . . .	1 056	6 001	25 767	101	29	33	26	12	1	—	—	—	—	
441310	Automotive parts, accessories & tire stores . . . . .	1 056	6 001	25 767	101	29	33	26	12	1	—	—	—	—	
44132	Tire dealers . . . . .	533	3 683	15 427	46	10	15	11	10	—	—	—	—	—	
441320	Tire dealers . . . . .	533	3 683	15 427	46	10	15	11	10	—	—	—	—	—	
442	Furniture & home furnishing stores . . . . .	1 407	9 282	37 611	129	61	35	22	7	1	3	—	—	—	
4421	Furniture stores . . . . .	843	5 704	22 797	56	23	16	10	4	1	2	—	—	—	
44211	Furniture stores . . . . .	843	5 704	22 797	56	23	16	10	4	1	2	—	—	—	
442110	Furniture stores . . . . .	843	5 704	22 797	56	23	16	10	4	1	2	—	—	—	
4422	Home furnishings stores . . . . .	564	3 578	14 814	73	38	19	12	3	—	1	—	—	—	
44221	Floor covering stores . . . . .	285	2 672	11 064	49	29	12	6	2	—	—	—	—	—	
442210	Floor covering stores . . . . .	285	2 672	11 064	49	29	12	6	2	—	—	—	—	—	
44229	Other home furnishings stores . . . . .	279	906	3 750	24	9	7	6	1	—	1	—	—	—	
442299	All other home furnishings stores . . . . .	249	739	3 009	20	8	5	5	1	—	1	—	—	—	
443	Electronics & appliance stores . . . . .	1 029	8 031	31 813	97	47	33	9	3	1	4	—	—	—	
4431	Electronics & appliance stores . . . . .	1 029	8 031	31 813	97	47	33	9	3	1	4	—	—	—	
44311	Appliance, TV & all other electronics stores . . . . .	(F)	(D)	(D)	68	34	26	4	—	1	3	—	—	—	
443112	Radio, television & other electronics stores . . . . .	638	3 037	11 918	50	19	25	2	—	1	3	—	—	—	
44312	Computer & software stores . . . . .	277	4 324	17 274	23	12	4	4	2	—	1	—	—	—	
443120	Computer & software stores . . . . .	277	4 324	17 274	23	12	4	4	2	—	1	—	—	—	
444	Bldg material & garden equip & supp dealers . . . . .	3 538	26 641	118 201	154	53	37	27	21	5	11	—	—	—	
4441	Building material & supplies dealers . . . . .	3 301	25 671	113 712	129	44	32	18	19	5	11	—	—	—	
44411	Home centers . . . . .	1 665	10 595	48 249	16	4	—	—	2	1	9	—	—	—	
444110	Home centers . . . . .	1 665	10 595	48 249	16	4	—	—	2	1	9	—	—	—	
44419	Other building material dealers . . . . .	1 486	14 030	61 196	85	23	24	16	16	4	2	—	—	—	
444190	Other building material dealers . . . . .	1 486	14 030	61 196	85	23	24	16	16	4	2	—	—	—	
4442	Lawn & garden equip & supplies stores . . . . .	237	970	4 489	25	9	5	9	2	—	—	—	—	—	
44422	Nursery & garden centers . . . . .	200	761	3 414	19	6	4	7	2	—	—	—	—	—	
444220	Nursery & garden centers . . . . .	200	761	3 414	19	6	4	7	2	—	—	—	—	—	
445	Food & beverage stores . . . . .	9 110	48 382	190 876	440	173	74	101	34	32	26	—	—	—	
4451	Grocery stores . . . . .	7 768	43 260	168 863	245	80	24	60	23	32	26	—	—	—	
44511	Grocery (except convenience) stores . . . . .	6 617	40 077	154 593	134	47	8	7	14	32	26	—	—	—	
445110	Grocery (except convenience) stores . . . . .	6 617	40 077	154 593	134	47	8	7	14	32	26	—	—	—	
44512	Convenience stores . . . . .	1 151	3 183	14 270	111	33	16	53	9	—	—	—	—	—	
445120	Convenience stores . . . . .	1 151	3 183	14 270	111	33	16	53	9	—	—	—	—	—	
4452	Specialty food stores . . . . .	317	985	4 595	48	29	10	4	5	—	—	—	—	—	
44521	Meat markets . . . . .	209	591	2 510	13	2	4	3	4	—	—	—	—	—	
445210	Meat markets . . . . .	209	591	2 510	13	2	4	3	4	—	—	—	—	—	
4453	Beer, wine & liquor stores . . . . .	1 025	4 137	17 418	147	64	40	37	6	—	—	—	—	—	
44531	Beer, wine & liquor stores . . . . .	1 025	4 137	17 418	147	64	40	37	6	—	—	—	—	—	
445310	Beer, wine & liquor stores . . . . .	1 025	4 137	17 418	147	64	40	37	6	—	—	—	—	—	
446	Health & personal care stores . . . . .	2 871	15 297	62 609	209	91	39	22	51	5	—	1	—	—	
4461	Health & personal care stores . . . . .	2 871	15 297	62 609	209	91	39	22	51	5	—	1	—	—	
44611	Pharmacies & drug stores . . . . .	2 101	11 550	47 030	79	16	6	12	39	5	—	1	—	—	
446110	Pharmacies & drug stores . . . . .	2 101	11 550	47 030	79	16	6	12	39	5	—	1	—	—	
44612	Cosmetics, beauty supplies & perfume stores . . . . .	298	1 791	7 160	54	38	8	2	6	—	—	—	—	—	
446120	Cosmetics, beauty supplies & perfume stores . . . . .	298	1 791	7 160	54	38	8	2	6	—	—	—	—	—	
44613	Optical goods stores . . . . .	164	847	3 509	34	24	5	3	2	—	—	—	—	—	
446130	Optical goods stores . . . . .	164	847	3 509	34	24	5	3	2	—	—	—	—	—	
44619	Other health & personal care stores . . . . .	308	1 109	4 910	42	13	20	5	4	—	—	—	—	—	
446191	Food (health) supplement stores . . . . .	251	482	2 126	29	4	18	4	3	—	—	—	—	—	
447	Gasoline stations . . . . .	1 596	6 278	26 437	236	98	80	48	10	—	—	—	—	—	
4471	Gasoline stations . . . . .	1 596	6 278	26 437	236	98	80	48	10	—	—	—	—	—	
44711	Gasoline stations with convenience stores . . . . .	520	1 924	8 108	58	20	16	16	6	—	—	—	—	—	
447110	Gasoline stations with convenience stores . . . . .	520	1 924	8 108	58	20	16	16	6	—	—	—	—	—	
44719	Other gasoline stations . . . . .	1 076	4 354	18 329	178	78	64	32	4	—	—	—	—	—	
447190	Other gasoline stations . . . . .	1 076	4 354	18 329	178	78	64	32	4	—	—	—	—	—	
448	Clothing & clothing accessories stores . . . . .	3 458	10 242	43 606	387	142	132	82	25	5	1	—	—	—	
4481	Clothing stores . . . . .	2 383	6 554	28 436	209	68	58	57	20	5	1	—	—	—	
44811	Men's clothing stores . . . . .	164	628	3 119	24	13	6	3	2	—	—	—	—	—	
448110	Men's clothing stores . . . . .	164	628	3 119	24	13	6	3	2	—	—	—	—	—	
44812	Women's clothing stores . . . . .	1 036	2 464	10 753	107	28	37	37	4	—	1	—	—	—	
448120	Women's clothing stores . . . . .	1 036	2 464	10 753	107	28	37	37	4	—	1	—	—	—	
44813	Children's & infants' clothing stores . . . . .	187	584	2 143	12	3	—	4	5	—	—	—	—	—	
448130	Children's & infants' clothing stores . . . . .	187	584	2 143	12	3	—	4	5	—	—	—	—	—	
44814	Family clothing stores . . . . .	759	2 015	8 810	34	9	5	9	6	5	—	—	—	—	
448140	Family clothing stores . . . . .	759	2 015	8 810	34	9	5	9	6	5	—	—	—	—	
44819	Other clothing stores . . . . .	172	690	2 937	18	8	4	3	3	—	—	—	—	—	
448190	Other clothing stores . . . . .	172	690	2 937	18	8	4	3	3	—	—	—	—	—	
4482	Shoe stores . . . . .	732	2 198	9 406	108	39	49	15	5	—	—	—	—	—	
44821	Shoe stores . . . . .	732	2 198	9 406	108	39	49	15	5	—	—	—	—	—	
448210	Shoe stores . . . . .	732	2 198	9 406	108	39	49	15	5	—	—	—	—	—	
4483	Jewelry, luggage & leather goods stores . . . . .	343	1 490	5 764	70	35	25	10	—	—	—	—	—	—	
44831	Jewelry stores . . . . .	(E)	(D)	(D)	68	33	25	10	—	—	—	—	—	—	

See footnotes at end of table.

**Table 6. Counties—Employees, Payroll, and Establishments by Industry: 2001—Con.**

[Excludes most government employees, railroad employees, and self-employed persons. Size class 1 to 4 includes establishments with payroll, but no employees, during mid-March pay period. (D) denotes figures withheld to avoid disclosing data for individual companies; the data are included in broader industry totals. Detailed industries with 100 or more employees are shown if industry was not a (D). For explanation of terms, abbreviations, and data reliability/comparability, see introductory text]

NAICS code	Industry	Number of employees for week including March 12	Payroll (\$1,000)		Total number of establishments	Number of establishments by employment-size class									
			First quarter	Annual		1 to 4	5 to 9	10 to 19	20 to 49	50 to 99	100 to 249	250 to 499	500 to 999	1,000 or more	
<b>PRINCE GEORGE'S—Con.</b>															
<b>44-45 Retail trade—Con.</b>															
451	Sporting goods, hobby, book & music stores . . . . .	1 481	5 225	21 667	132	47	41	27	13	3	1	—	—	—	
4511	Sporting goods, hobby, musical instrument stores . . . . .	914	3 186	13 748	72	27	16	17	9	3	—	—	—	—	
45111	Sporting goods stores . . . . .	382	1 296	5 689	30	14	8	3	2	—	—	—	—	—	
451110	Sporting goods stores . . . . .	382	1 296	5 689	30	14	8	3	2	—	—	—	—	—	
45112	Hobby, toy & game stores . . . . .	350	1 147	5 057	22	6	5	5	1	—	—	—	—	—	
451120	Hobby, toy & game stores . . . . .	350	1 147	5 057	22	6	5	5	1	—	—	—	—	—	
45113	Sewing, needlework & piece goods stores . . . . .	109	289	1 134	13	6	1	5	1	—	—	—	—	—	
451130	Sewing, needlework & piece goods stores . . . . .	109	289	1 134	13	6	1	5	1	—	—	—	—	—	
4512	Book, periodical & music stores . . . . .	567	2 039	7 919	60	20	25	10	4	—	1	—	—	—	
45121	Book stores & news dealers . . . . .	396	1 401	5 497	31	9	13	4	4	—	1	—	—	—	
451211	Book stores . . . . .	384	1 348	5 327	27	7	11	4	4	—	1	—	—	—	
45122	Prerecorded tape, CD & record stores . . . . .	171	638	2 422	29	11	12	6	—	—	—	—	—	—	
451220	Prerecorded tape, CD & record stores . . . . .	171	638	2 422	29	11	12	6	—	—	—	—	—	—	
452	General merchandise stores . . . . .	5 204	19 180	83 409	92	20	15	22	4	8	21	2	—	—	
4521	Department stores . . . . .	4 087	14 723	63 533	30	3	—	—	—	7	18	2	—	—	
45211	Department stores . . . . .	4 087	14 723	63 533	30	3	—	—	—	7	18	2	—	—	
452110	Department stores . . . . .	4 087	14 723	63 533	30	3	—	—	—	7	18	2	—	—	
4529	Other general merchandise stores . . . . .	1 117	4 457	19 876	62	17	15	22	4	1	3	—	—	—	
45291	Warehouse clubs & superstores . . . . .	(E)	(D)	(D)	2	—	—	—	—	—	2	—	—	—	
45299	All other general merchandise stores . . . . .	(F)	(D)	(D)	60	17	15	22	4	1	1	—	—	—	
453	Miscellaneous store retailers . . . . .	1 999	7 218	29 790	141	65	23	27	18	4	4	—	—	—	
4531	Florists . . . . .	127	608	2 236	17	10	3	3	—	1	—	—	—	—	
45311	Florists . . . . .	127	608	2 236	17	10	3	3	—	1	—	—	—	—	
453110	Florists . . . . .	127	608	2 236	17	10	3	3	—	1	—	—	—	—	
4532	Office supplies, stationery & gift stores . . . . .	537	2 202	8 641	53	26	6	12	9	—	—	—	—	—	
45321	Office supplies & stationery stores . . . . .	297	1 669	6 397	12	3	—	1	8	—	—	—	—	—	
453210	Office supplies & stationery stores . . . . .	297	1 669	6 397	12	3	—	1	8	—	—	—	—	—	
45322	Gift, novelty & souvenir stores . . . . .	240	533	2 244	41	23	6	11	1	—	—	—	—	—	
453220	Gift, novelty & souvenir stores . . . . .	240	533	2 244	41	23	6	11	1	—	—	—	—	—	
4533	Used merchandise stores . . . . .	975	2 865	11 231	26	8	4	4	3	3	4	—	—	—	
45331	Used merchandise stores . . . . .	975	2 865	11 231	26	8	4	4	3	3	4	—	—	—	
453310	Used merchandise stores . . . . .	975	2 865	11 231	26	8	4	4	3	3	4	—	—	—	
4539	Other miscellaneous store retailers . . . . .	360	1 543	7 682	45	21	10	8	6	—	—	—	—	—	
45391	Pet & pet supplies stores . . . . .	210	646	3 100	17	4	5	3	5	—	—	—	—	—	
453910	Pet & pet supplies stores . . . . .	210	646	3 100	17	4	5	3	5	—	—	—	—	—	
45399	All other miscellaneous store retailers . . . . .	(C)	(D)	(D)	27	17	4	5	1	—	—	—	—	—	
454	Nonstore retailers . . . . .	647	5 697	24 035	73	39	19	5	8	2	—	—	—	—	
4542	Vending machine operators . . . . .	273	2 605	11 636	10	2	1	1	4	2	—	—	—	—	
45421	Vending machine operators . . . . .	273	2 605	11 636	10	2	1	1	4	2	—	—	—	—	
454210	Vending machine operators . . . . .	273	2 605	11 636	10	2	1	1	4	2	—	—	—	—	
4543	Direct selling establishments . . . . .	275	2 271	9 320	46	25	17	2	2	—	—	—	—	—	
45431	Fuel dealers . . . . .	102	1 103	4 618	9	2	5	1	1	—	—	—	—	—	
45439	Other direct selling establishments . . . . .	173	1 168	4 702	37	23	12	1	1	—	—	—	—	—	
454390	Other direct selling establishments . . . . .	173	1 168	4 702	37	23	12	1	1	—	—	—	—	—	
<b>48-49 Transportation &amp; warehousing</b>															
484	Truck transportation . . . . .	2 099	15 922	69 038	174	108	42	37	32	12	5	2	—	—	
4841	General freight trucking . . . . .	1 041	10 280	43 153	65	40	10	3	6	5	—	1	—	—	
48411	General freight trucking, local . . . . .	248	1 264	5 500	41	29	6	2	3	1	—	—	—	—	
484110	General freight trucking, local . . . . .	248	1 264	5 500	41	29	6	2	3	1	—	—	—	—	
48412	General freight trucking, long-distance . . . . .	793	9 016	37 653	24	11	4	1	3	4	—	1	—	—	
484121	General freight trucking, long-distance, TL . . . . .	619	7 178	30 097	19	10	4	—	1	3	—	—	—	—	
484122	General freight trucking, long-distance, LTL . . . . .	174	1 838	7 556	5	1	—	1	2	1	—	—	—	—	
4842	Specialized freight trucking . . . . .	1 058	5 642	25 885	109	68	13	14	12	1	—	1	—	—	
48421	Used household & office goods moving . . . . .	651	3 388	15 156	37	19	3	7	6	1	—	1	—	—	
484210	Used household & office goods moving . . . . .	651	3 388	15 156	37	19	3	7	6	1	—	1	—	—	
48422	Specialized freight (exc used) trucking, local . . . . .	378	2 110	10 050	68	47	9	7	5	—	—	—	—	—	
484220	Specialized freight (exc used) trucking, local . . . . .	378	2 110	10 050	68	47	9	7	5	—	—	—	—	—	
485	Transit & ground passenger transportation . . . . .	629	3 374	14 988	42	23	7	4	4	2	2	—	—	—	
4854	School & employee bus transportation . . . . .	208	1 011	4 077	5	—	1	1	2	—	1	—	—	—	
48541	School & employee bus transportation . . . . .	208	1 011	4 077	5	—	1	1	2	—	1	—	—	—	
485410	School & employee bus transportation . . . . .	208	1 011	4 077	5	—	1	1	2	—	1	—	—	—	
4855	Charter bus industry . . . . .	157	1 008	4 287	13	8	3	1	—	—	1	—	—	—	
48551	Charter bus industry . . . . .	157	1 008	4 287	13	8	3	1	—	—	1	—	—	—	
485510	Charter bus industry . . . . .	157	1 008	4 287	13	8	3	1	—	—	1	—	—	—	
4859	Oth transit & ground passenger transportation . . . . .	171	926	4 612	13	8	1	1	2	1	—	—	—	—	
48599	Oth transit & ground passenger transportation . . . . .	171	926	4 612	13	8	1	1	2	1	—	—	—	—	
488	Transportation support activities . . . . .	531	6 377	25 225	49	30	5	9	4	—	1	—	—	—	
4883	Water transportation support activities . . . . .	(C)	(D)	(D)	3	1	1	—	—	—	1	—	—	—	
48833	Navigational services to shipping . . . . .	(C)	(D)	(D)	2	—	1	—	—	—	1	—	—	—	
4884	Road transportation support activities . . . . .	(C)	(D)	(D)	30	18	3	8	1	—	—	—	—	—	
48841	Motor vehicle towing . . . . .	176	956	4 025	28	17	3	8	—	—	—	—	—	—	
488410	Motor vehicle towing . . . . .	176	956	4 025	28	17	3	8	—	—	—	—	—	—	
492	Couriers & messengers . . . . .	5 953	44 769	178 981	46	25	6	4	5	3	2	—	—	1	
4921	Couriers . . . . .	(I)	(D)	(D)	21	10	1	1	5	1	2	—	—	1	
49211	Couriers . . . . .	(I)	(D)	(D)	21	10	1	1	5	1	2	—	—	1	
4922	Local messengers & local delivery . . . . .	(C)	(D)	(D)	25	15	5	3	—	2	—	—	—	—	
49221	Local messengers & local delivery . . . . .	(C)	(D)	(D)	25	15	5	3	—	2	—	—	—	—	
493	Warehousing & storage . . . . .	136	1 063	4 649	8	6	—	—	1	1	—	—	—	—	
4931	Warehousing & storage . . . . .	136	1 063	4 649	8	6	—	—	1	1	—	—	—	—	

See footnotes at end of table.

**Table 6. Counties—Employees, Payroll, and Establishments by Industry: 2001—Con.**

[Excludes most government employees, railroad employees, and self-employed persons. Size class 1 to 4 includes establishments with payroll, but no employees, during mid-March pay period. (D) denotes figures withheld to avoid disclosing data for individual companies; the data are included in broader industry totals. Detailed industries with 100 or more employees are shown if industry was not a (D). For explanation of terms, abbreviations, and data reliability/comparability, see introductory text]

NAICS code	Industry	Number of employees for week including March 12	Payroll (\$1,000)		Total number of establishments	Number of establishments by employment-size class								
			First quarter	Annual		1 to 4	5 to 9	10 to 19	20 to 49	50 to 99	100 to 249	250 to 499	500 to 999	1,000 or more
<b>PRINCE GEORGE'S—Con.</b>														
<b>51</b>	<b>Information</b>	<b>9 747</b>	<b>116 845</b>	<b>446 934</b>	<b>265</b>	<b>126</b>	<b>33</b>	<b>31</b>	<b>34</b>	<b>14</b>	<b>17</b>	<b>7</b>	<b>3</b>	<b>-</b>
511	Publishing industries	2 033	21 845	94 955	57	29	6	7	7	3	3	1	1	-
5111	Newspaper, periodical, book, database publishers	1 551	13 532	55 726	39	19	6	5	4	1	2	1	1	-
51111	Newspaper publishers (C)	(D)	(D)	(D)	10	5	1	1	2	-	1	-	-	-
51112	Periodical publishers	703	6 611	28 828	15	7	3	2	1	1	-	-	1	-
511120	Periodical publishers	703	6 611	28 828	15	7	3	2	1	1	-	-	1	-
51113	Book publishers (E)	(D)	(D)	(D)	2	-	-	1	-	-	-	1	-	-
51119	Other publishers	191	2 208	9 130	9	5	1	1	1	-	1	-	-	-
511199	All other publishers	191	2 208	9 130	9	5	1	1	1	-	1	-	-	-
5112	Software publishers	482	8 313	39 229	18	10	-	2	3	2	1	-	-	-
51121	Software publishers	482	8 313	39 229	18	10	-	2	3	2	1	-	-	-
511210	Software publishers	482	8 313	39 229	18	10	-	2	3	2	1	-	-	-
512	Motion picture & sound recording industries	435	1 409	6 178	24	12	5	1	4	-	2	-	-	-
5121	Motion picture & video industries (E)	(D)	(D)	(D)	18	8	4	-	4	-	2	-	-	-
51213	Motion picture & video exhibition	385	625	2 794	8	1	1	-	4	-	2	-	-	-
512131	Motion picture theaters (except drive-ins)	385	625	2 794	8	1	1	-	4	-	2	-	-	-
513	Broadcasting & telecommunications	5 691	75 574	274 467	130	58	13	15	19	10	9	4	2	-
5131	Radio & television broadcasting	410	5 971	22 418	10	2	-	2	3	1	2	-	-	-
51311	Radio broadcasting (E)	(D)	(D)	(D)	7	1	-	1	2	1	2	-	-	-
5132	Cable networks & program distribution	1 011	9 364	36 425	7	2	-	1	-	1	1	2	-	-
51322	Cable & other program distribution (F)	(D)	(D)	(D)	5	1	-	1	-	-	1	2	-	-
5133	Telecommunications	4 270	60 239	215 624	113	54	13	12	16	8	6	2	2	-
51331	Wired telecommunications carriers (H)	(D)	(D)	(D)	79	41	5	6	11	8	5	2	1	-
51332	Wireless telecom carriers (exc satellite)	1 029	15 017	51 517	27	10	8	3	4	-	1	-	1	-
513322	Cellular & other wireless telecommunications	966	14 529	50 055	17	4	6	2	3	-	1	-	1	-
514	Information & data processing services	1 588	18 017	71 334	54	27	9	8	4	1	3	2	-	-
5141	Information services	647	5 029	20 535	25	13	4	4	2	1	-	1	-	-
51412	Libraries & archives (E)	(D)	(D)	(D)	3	2	-	-	-	-	-	1	-	-
51419	Other information services (C)	(D)	(D)	(D)	21	10	4	4	2	1	-	-	-	-
5142	Data processing services	941	12 988	50 799	29	14	5	4	2	-	3	1	-	-
51421	Data processing services	941	12 988	50 799	29	14	5	4	2	-	3	1	-	-
514210	Data processing services	941	12 988	50 799	29	14	5	4	2	-	3	1	-	-
<b>52</b>	<b>Finance &amp; insurance</b>	<b>9 634</b>	<b>94 401</b>	<b>377 910</b>	<b>716</b>	<b>351</b>	<b>167</b>	<b>121</b>	<b>52</b>	<b>13</b>	<b>8</b>	<b>1</b>	<b>3</b>	<b>-</b>
522	Credit intermediation & related activities	5 873	52 036	216 679	421	142	131	99	35	7	5	1	1	-
5221	Depository credit intermediation	4 569	38 157	155 585	219	36	72	73	25	6	5	1	1	-
52211	Commercial banking	2 443	19 296	80 787	141	22	44	54	14	4	2	1	-	-
522110	Commercial banking	2 443	19 296	80 787	141	22	44	54	14	4	2	1	-	-
52212	Savings institutions	1 098	9 473	40 517	41	2	18	14	6	-	-	-	1	-
522120	Savings institutions	1 098	9 473	40 517	41	2	18	14	6	-	-	-	1	-
52213	Credit unions	1 028	9 388	34 281	37	12	10	5	5	2	3	-	-	-
522130	Credit unions	1 028	9 388	34 281	37	12	10	5	5	2	3	-	-	-
5222	Nondepository credit intermediation	912	10 595	46 668	122	55	38	20	8	1	-	-	-	-
52229	Other nondepository credit intermediation	834	9 759	43 984	114	49	37	20	8	-	-	-	-	-
522291	Consumer lending	123	1 283	4 435	17	4	8	4	1	-	-	-	-	-
522292	Real estate credit	536	7 509	35 614	73	33	22	13	5	-	-	-	-	-
5223	Activities related to credit intermediation	392	3 284	14 426	80	51	21	6	2	-	-	-	-	-
52231	Mortgage & nonmortgage brokers	186	2 170	9 261	38	19	15	4	-	-	-	-	-	-
522310	Mortgage & nonmortgage brokers	186	2 170	9 261	38	19	15	4	-	-	-	-	-	-
52239	Other credit intermediation activities	174	752	3 693	35	28	4	1	2	-	-	-	-	-
522390	Other credit intermediation activities	174	752	3 693	35	28	4	1	2	-	-	-	-	-
523	Security, commodity contracts & like activity	224	3 916	14 510	48	35	8	3	1	1	-	-	-	-
5231	Srty & comdty contracts intermed & brokerage	134	3 328	11 351	18	12	3	1	1	1	-	-	-	-
52312	Securities brokerage	118	2 930	10 354	12	7	2	1	1	1	-	-	-	-
523120	Securities brokerage	118	2 930	10 354	12	7	2	1	1	1	-	-	-	-
524	Insurance carriers & related activities	3 470	38 109	145 788	242	171	28	18	16	4	3	-	2	-
5241	Insurance carriers	2 325	27 654	100 481	43	16	5	6	11	1	2	-	2	-
52411	Direct life, health, medical insurance carriers	2 027	24 225	87 648	24	9	1	3	7	-	2	-	2	-
52412	Other direct insurance carriers (E)	(D)	(D)	(D)	18	6	4	3	4	1	-	-	-	-
5242	Agencies & other insurance related activities	1 145	10 455	45 307	199	155	23	12	5	3	1	-	-	-
52421	Insurance agencies & brokerages	860	7 773	33 847	178	144	20	9	3	1	1	-	-	-
524210	Insurance agencies & brokerages	860	7 773	33 847	178	144	20	9	3	1	1	-	-	-
52429	Other insurance related activities	285	2 682	11 460	21	11	3	3	2	2	-	-	-	-
524292	Insurance & pension funds, third party admin	165	1 425	5 782	9	4	1	1	2	1	-	-	-	-
<b>53</b>	<b>Real estate &amp; rental &amp; leasing</b>	<b>5 224</b>	<b>39 254</b>	<b>164 969</b>	<b>604</b>	<b>329</b>	<b>127</b>	<b>101</b>	<b>34</b>	<b>9</b>	<b>3</b>	<b>-</b>	<b>1</b>	<b>-</b>
531	Real estate	3 551	26 482	115 764	451	279	85	60	19	5	2	-	1	-
5311	Lessors of real estate	1 750	9 607	39 358	218	115	48	43	7	4	1	-	-	-
53111	Lessors of residential buildings & dwellings	1 295	6 908	27 913	151	64	42	36	5	4	-	-	-	-
531110	Lessors of residential buildings & dwellings	1 295	6 908	27 913	151	64	42	36	5	4	-	-	-	-
531112	Lessors of nonres bldg (exc minwarehouses)	372	2 354	9 932	39	25	4	7	2	-	1	-	-	-
531120	Lessors of nonres bldg (exc minwarehouses)	372	2 354	9 932	39	25	4	7	2	-	1	-	-	-
5312	Offices of real estate agents & brokers	848	8 317	33 358	110	90	12	5	2	-	-	-	1	-
53121	Offices of real estate agents & brokers	848	8 317	33 358	110	90	12	5	2	-	-	-	1	-
531210	Offices of real estate agents & brokers	848	8 317	33 358	110	90	12	5	2	-	-	-	1	-
5313	Activities related to real estate	953	8 558	43 048	123	74	25	12	10	1	1	-	-	-
53131	Real estate property managers	847	7 736	39 384	87	43	21	12	9	1	1	-	-	-
531311	Residential property managers	695	6 302	31 848	63	29	16	9	7	1	1	-	-	-
531312	Nonresidential property managers	152	1 434	7 536	24	14	5	3	2	-	-	-	-	-

See footnotes at end of table.

**Table 6. Counties—Employees, Payroll, and Establishments by Industry: 2001—Con.**

[Excludes most government employees, railroad employees, and self-employed persons. Size class 1 to 4 includes establishments with payroll, but no employees, during mid-March pay period. (D) denotes figures withheld to avoid disclosing data for individual companies; the data are included in broader industry totals. Detailed industries with 100 or more employees are shown if industry was not a (D). For explanation of terms, abbreviations, and data reliability/comparability, see introductory text]

NAICS code	Industry	Number of employees for week including March 12	Payroll (\$1,000)		Total number of establishments	Number of establishments by employment-size class								
			First quarter	Annual		1 to 4	5 to 9	10 to 19	20 to 49	50 to 99	100 to 249	250 to 499	500 to 999	1,000 or more
<b>PRINCE GEORGE'S—Con.</b>														
<b>53</b>	<b>Real estate &amp; rental &amp; leasing—Con.</b>													
532	Rental & leasing services .....	(G)	(D)	(D)	152	49	42	41	15	4	1	—	—	—
5321	Automotive equipment rental & leasing .....	284	2 485	10 137	39	20	10	5	4	—	—	—	—	—
53212	Truck, utility trailer & RV rental & leasing .....	212	2 035	8 147	23	10	7	2	4	—	—	—	—	—
532120	Truck, utility trailer & RV rental & leasing ...	212	2 035	8 147	23	10	7	2	4	—	—	—	—	—
5322	Consumer goods rental .....	912	4 965	19 449	71	18	16	30	3	3	1	—	—	—
53223	Video tape & disc rental .....	450	1 096	4 659	41	6	7	25	3	—	—	—	—	—
532230	Video tape & disc rental .....	450	1 096	4 659	41	6	7	25	3	—	—	—	—	—
53229	Other consumer goods rental .....	353	3 257	12 391	18	6	5	4	—	2	1	—	—	—
532299	All other consumer goods rental .....	244	2 144	7 731	11	4	3	2	—	1	1	—	—	—
5324	Commercial, industrial equip rental & leasing ...	405	4 834	17 447	29	7	8	5	8	1	—	—	—	—
53241	Const, trans, mining equip rental & leasing ...	(C)	(D)	(D)	13	3	4	1	4	1	—	—	—	—
53249	Oth commercial, industrial equip rental, lease .....	185	1 782	8 636	14	2	4	4	4	—	—	—	—	—
532490	Oth commercial, industrial equip rental, lease .....	185	1 782	8 636	14	2	4	4	4	—	—	—	—	—
<b>54</b>	<b>Professional, scientific &amp; technical services</b>	<b>25 907</b>	<b>312 285</b>	<b>1 345 842</b>	<b>1 589</b>	<b>953</b>	<b>252</b>	<b>161</b>	<b>128</b>	<b>47</b>	<b>32</b>	<b>10</b>	<b>6</b>	<b>—</b>
541	Professional, scientific & technical services .....	25 907	312 285	1 345 842	1 589	953	252	161	128	47	32	10	6	—
5411	Legal services .....	1 590	15 076	70 115	351	253	63	23	11	1	—	—	—	—
54111	Offices of lawyers .....	1 359	13 184	60 988	293	213	49	20	10	1	—	—	—	—
541110	Offices of lawyers .....	1 359	13 184	60 988	293	213	49	20	10	1	—	—	—	—
54119	Other legal services .....	231	1 892	9 127	58	40	14	3	1	—	—	—	—	—
541191	Title abstract & settlement offices .....	183	1 399	7 291	51	34	14	3	—	—	—	—	—	—
5412	Accounting, tax prep, bookkeep, payroll services .....	1 772	8 003	32 453	201	133	35	18	11	1	2	1	—	—
54121	Accounting, tax prep, bookkeep, payroll services .....	1 772	8 003	32 453	201	133	35	18	11	1	2	1	—	—
541211	Offices of certified public accountants .....	447	3 546	16 164	106	74	21	9	2	—	—	—	—	—
541213	Tax preparation services .....	950	2 026	5 427	39	23	6	2	4	1	2	1	—	—
541219	Other accounting services .....	303	2 104	9 419	51	36	6	5	4	—	—	—	—	—
5413	Architectural, engineering & related services ...	5 759	73 282	315 228	199	77	40	32	27	12	9	—	2	—
54131	Architectural services .....	193	2 068	10 100	21	10	6	4	—	1	—	—	—	—
541310	Architectural services .....	193	2 068	10 100	21	10	6	4	—	1	—	—	—	—
54132	Landscape architectural services .....	198	1 210	7 279	8	4	1	1	—	1	1	—	—	—
541320	Landscape architectural services .....	198	1 210	7 279	8	4	1	1	—	1	1	—	—	—
54133	Engineering services .....	5 128	68 256	287 041	144	47	32	20	26	9	8	—	2	—
541330	Engineering services .....	5 128	68 256	287 041	144	47	32	20	26	9	8	—	2	—
54138	Testing laboratories .....	136	1 039	7 467	10	6	—	2	1	1	—	—	—	—
541380	Testing laboratories .....	136	1 039	7 467	10	6	—	2	1	1	—	—	—	—
5414	Specialized design services .....	229	2 620	9 269	45	29	7	7	2	—	—	—	—	—
54143	Graphic design services .....	142	1 779	6 260	30	20	5	4	1	—	—	—	—	—
541430	Graphic design services .....	142	1 779	6 260	30	20	5	4	1	—	—	—	—	—
5415	Computer systems design & related services ...	10 143	137 209	606 488	354	207	35	39	31	21	11	6	4	—
54151	Computer systems design & related services .	10 143	137 209	606 488	354	207	35	39	31	21	11	6	4	—
541511	Custom computer programming services ..	5 111	63 087	274 589	120	68	13	11	11	9	1	3	4	—
541512	Computer systems design services .....	3 650	55 907	243 385	155	85	15	19	18	9	7	2	—	—
541513	Computer facilities management services ..	1 082	13 552	68 519	11	2	1	1	—	3	3	1	—	—
541519	Other computer related services .....	300	4 663	19 995	68	52	6	8	2	—	—	—	—	—
5416	Management, sci & tech consulting services ...	2 214	29 248	118 851	203	138	23	17	14	6	5	—	—	—
54161	Management consulting services .....	1 603	19 314	81 319	160	111	17	14	10	5	3	—	—	—
541611	Admin & gen management consulting services .....	794	11 181	45 867	84	56	11	5	7	5	—	—	—	—
541612	Human res & exec search consulting services .....	224	2 644	8 545	20	15	2	2	—	—	1	—	—	—
541613	Marketing consulting services .....	205	1 343	8 088	29	24	2	2	—	—	1	—	—	—
541614	Process, phys dist & log consulting services .....	100	1 447	6 082	13	9	—	2	2	—	—	—	—	—
541618	Other management consulting services ....	280	2 699	12 737	14	7	2	3	1	—	1	—	—	—
54162	Environmental consulting services .....	147	1 760	7 744	16	10	2	1	2	1	—	—	—	—
541620	Environmental consulting services .....	147	1 760	7 744	16	10	2	1	2	1	—	—	—	—
54169	Oth scientific & technical consulting services .	464	8 174	29 788	27	17	4	2	2	—	2	—	—	—
541690	Oth scientific & technical consulting services .....	464	8 174	29 788	27	17	4	2	2	—	2	—	—	—
5417	Scientific R&D services .....	2 407	32 914	136 000	64	23	9	6	17	2	5	2	—	—
54171	R&D in physical, engineering & life sciences..	2 376	32 709	135 190	55	16	8	5	17	2	5	2	—	—
541710	R&D in physical, engineering & life sciences .....	2 376	32 709	135 190	55	16	8	5	17	2	5	2	—	—
5418	Advertising & related services .....	684	4 813	20 785	61	31	15	4	7	4	—	—	—	—
54186	Direct mail advertising .....	477	3 207	12 563	18	3	5	2	4	4	—	—	—	—
541860	Direct mail advertising .....	477	3 207	12 563	18	3	5	2	4	4	—	—	—	—
5419	Oth professional, scientific, technical services ..	1 109	9 120	36 653	111	62	25	15	8	—	—	1	—	—
54191	Marketing research & public opinion polling ..	(E)	(D)	(D)	9	6	—	1	1	—	—	—	—	—
54192	Photographic services .....	126	608	1 907	27	18	6	2	1	—	—	—	—	—
54194	Veterinary services .....	397	2 033	9 526	46	18	13	11	4	—	—	—	—	—
541940	Veterinary services .....	397	2 033	9 526	46	18	13	11	4	—	—	—	—	—
54199	All oth prof, scientific & technical services ....	100	806	3 437	25	18	5	1	1	—	—	—	—	—
541990	All oth prof, scientific & technical services ..	100	806	3 437	25	18	5	1	1	—	—	—	—	—
<b>55</b>	<b>Management of companies &amp; enterprises</b>	<b>6 646</b>	<b>102 834</b>	<b>340 406</b>	<b>76</b>	<b>19</b>	<b>10</b>	<b>15</b>	<b>14</b>	<b>7</b>	<b>7</b>	<b>3</b>	<b>—</b>	<b>1</b>
551	Management of companies & enterprises .....	6 646	102 834	340 406	76	19	10	15	14	7	7	3	—	1
5511	Management of companies & enterprises .....	6 646	102 834	340 406	76	19	10	15	14	7	7	3	—	1
55111	Management of companies & enterprises ....	6 646	102 834	340 406	76	19	10	15	14	7	7	3	—	1
551114	Corp, subsidiary & regional managing offices .....	6 616	102 215	337 769	72	17	9	14	14	7	7	3	—	1

See footnotes at end of table.

**Table 6. Counties—Employees, Payroll, and Establishments by Industry: 2001—Con.**

[Excludes most government employees, railroad employees, and self-employed persons. Size class 1 to 4 includes establishments with payroll, but no employees, during mid-March pay period. (D) denotes figures withheld to avoid disclosing data for individual companies; the data are included in broader industry totals. Detailed industries with 100 or more employees are shown if industry was not a (D). For explanation of terms, abbreviations, and data reliability/comparability, see introductory text]

NAICS code	Industry	Number of employees for week including March 12	Payroll (\$1,000)		Total number of establishments	Number of establishments by employment-size class									
			First quarter	Annual		1 to 4	5 to 9	10 to 19	20 to 49	50 to 99	100 to 249	250 to 499	500 to 999	1,000 or more	
<b>PRINCE GEORGE'S—Con.</b>															
<b>56</b>	<b>Admin. support, waste mgmt, remediation services.....</b>	<b>22 664</b>	<b>140 419</b>	<b>591 401</b>	<b>804</b>	<b>384</b>	<b>121</b>	<b>103</b>	<b>101</b>	<b>50</b>	<b>27</b>	<b>12</b>	<b>4</b>	<b>2</b>	
561	Administrative & support services .....	21 512	130 902	550 457	747	368	107	94	87	49	24	12	4	2	
5611	Office administrative services .....	1 266	10 158	45 522	71	39	7	10	8	3	4	—	—	—	
56111	Office administrative services .....	1 266	10 158	45 522	71	39	7	10	8	3	4	—	—	—	
561110	Office administrative services .....	1 266	10 158	45 522	71	39	7	10	8	3	4	—	—	—	
5612	Facilities support services .....	250	2 625	15 434	14	7	2	2	1	2	—	—	—	—	
56121	Facilities support services .....	250	2 625	15 434	14	7	2	2	1	2	—	—	—	—	
561210	Facilities support services .....	250	2 625	15 434	14	7	2	2	1	2	—	—	—	—	
5613	Employment services.....	4 937	46 766	185 377	79	25	8	6	17	13	7	2	—	1	
56131	Employment placement agencies .....	(C)	(D)	(D)	17	7	4	1	5	—	—	—	—	—	
56132	Temporary help services.....	4 656	44 353	176 586	56	14	4	4	12	12	7	2	—	1	
561320	Temporary help services.....	4 656	44 353	176 586	56	14	4	4	12	12	7	2	—	1	
5614	Business support services .....	1 571	8 555	32 150	56	24	10	6	11	3	—	1	1	—	
56142	Telephone call centers .....	1 096	5 842	20 310	7	—	1	—	2	—	—	1	1	—	
56143	Business service centers .....	194	1 125	4 517	23	11	4	5	3	—	—	—	—	—	
561439	Oth business service centers (incl copy shops).....	164	990	3 966	14	5	1	5	3	—	—	—	—	—	
56149	Other business support services .....	140	791	3 743	13	8	—	1	4	—	—	—	—	—	
5615	Travel arrangement & reservation services .....	694	4 886	20 671	52	37	6	5	2	—	1	1	—	—	
56151	Travel agencies .....	(C)	(D)	(D)	40	31	5	3	1	—	—	—	—	—	
56159	Oth travel arrangement & reservation services .....	525	3 910	16 235	11	5	1	2	1	—	1	1	—	—	
561599	All oth travel arrange & reservation services .....	525	3 910	16 235	11	5	1	2	1	—	1	1	—	—	
5616	Investigation & security services .....	3 919	22 003	98 097	74	27	12	7	7	12	7	1	—	1	
56161	Investigation, guard & armored car services ..	3 320	17 379	80 266	40	14	3	3	3	9	6	1	—	1	
561612	Security guards & patrol services .....	2 936	14 135	67 260	23	5	1	2	2	5	6	1	—	1	
56162	Security systems services .....	599	4 624	17 831	34	13	9	4	4	3	1	—	—	—	
561621	Security systems services (except locksmiths).....	547	4 321	16 714	22	5	6	3	4	3	1	—	—	—	
5617	Services to buildings & dwellings .....	6 261	22 079	103 580	348	189	56	48	32	14	3	4	2	—	
56171	Exterminating & pest control services .....	316	2 220	9 820	27	11	4	5	7	—	—	—	—	—	
561710	Exterminating & pest control services .....	316	2 220	9 820	27	11	4	5	7	—	—	—	—	—	
56172	Janitorial services .....	4 315	11 868	47 062	172	89	27	26	14	8	3	3	2	—	
561720	Janitorial services .....	4 315	11 868	47 062	172	89	27	26	14	8	3	3	2	—	
56173	Landscaping services .....	1 265	5 948	33 065	103	63	16	11	7	5	—	1	—	—	
561730	Landscaping services .....	1 265	5 948	33 065	103	63	16	11	7	5	—	1	—	—	
56174	Carpet & upholstery cleaning services .....	147	523	2 127	23	15	5	1	1	1	—	—	—	—	
561740	Carpet & upholstery cleaning services .....	147	523	2 127	23	15	5	1	1	1	—	—	—	—	
56179	Other services to buildings & dwellings .....	218	1 520	11 506	23	11	4	5	3	—	—	—	—	—	
561790	Other services to buildings & dwellings .....	218	1 520	11 506	23	11	4	5	3	—	—	—	—	—	
5619	Other support services .....	2 614	13 830	49 626	53	20	6	10	9	2	2	3	1	—	
56192	Convention & trade show organizers .....	(F)	(D)	(D)	11	4	—	4	1	1	—	1	—	—	
56199	All other support services .....	2 094	10 197	37 608	40	16	5	5	8	1	2	2	1	—	
561990	All other support services .....	2 094	10 197	37 608	40	16	5	5	8	1	2	2	1	—	
562	Waste management & remediation services .....	1 152	9 517	40 944	57	16	14	9	14	1	3	—	—	—	
5621	Waste collection .....	687	6 085	26 050	25	4	7	4	7	1	2	—	—	—	
56211	Waste collection .....	687	6 085	26 050	25	4	7	4	7	1	2	—	—	—	
5622	Waste treatment & disposal .....	102	866	3 296	9	3	4	—	2	—	—	—	—	—	
56221	Waste treatment & disposal .....	102	866	3 296	9	3	4	—	2	—	—	—	—	—	
5629	Remediation & oth waste management services .....	363	2 566	11 598	23	9	3	5	5	—	1	—	—	—	
56291	Remediation services .....	113	606	2 921	7	2	1	2	2	—	—	—	—	—	
562910	Remediation services .....	113	606	2 921	7	2	1	2	2	—	—	—	—	—	
56292	Materials recovery facilities .....	170	1 295	5 604	6	—	2	2	1	—	1	—	—	—	
562920	Materials recovery facilities .....	170	1 295	5 604	6	—	2	2	1	—	1	—	—	—	
<b>61</b>	<b>Educational services.....</b>	<b>3 383</b>	<b>18 708</b>	<b>76 922</b>	<b>147</b>	<b>65</b>	<b>21</b>	<b>18</b>	<b>21</b>	<b>15</b>	<b>6</b>	<b>1</b>	<b>—</b>	<b>—</b>	
611	Educational services .....	3 383	18 708	76 922	147	65	21	18	21	15	6	1	—	—	
6111	Elementary & secondary schools .....	2 211	12 213	50 787	48	8	4	4	16	12	3	1	—	—	
61111	Elementary & secondary schools .....	2 211	12 213	50 787	48	8	4	4	16	12	3	1	—	—	
611110	Elementary & secondary schools .....	2 211	12 213	50 787	48	8	4	4	16	12	3	1	—	—	
6113	Colleges, universities & professional schools ..	434	1 844	7 935	9	5	1	—	—	1	2	—	—	—	
61131	Colleges, universities & professional schools .	434	1 844	7 935	9	5	1	—	—	1	2	—	—	—	
611310	Colleges, universities & professional schools .....	434	1 844	7 935	9	5	1	—	—	1	2	—	—	—	
6115	Technical & trade schools .....	288	2 282	8 708	21	8	3	6	3	—	1	—	—	—	
61151	Technical & trade schools .....	288	2 282	8 708	21	8	3	6	3	—	1	—	—	—	
611519	Other technical & trade schools .....	180	1 697	6 218	7	2	—	2	2	—	1	—	—	—	
6116	Other schools & instruction .....	339	1 145	4 305	52	31	11	8	1	1	—	—	—	—	
61169	All other schools & instruction .....	240	887	3 066	26	13	6	5	1	1	—	—	—	—	
611691	Exam preparation & tutoring .....	150	506	1 109	10	4	2	2	1	1	—	—	—	—	
<b>62</b>	<b>Health care and social assistance.....</b>	<b>24 073</b>	<b>179 213</b>	<b>772 429</b>	<b>1 565</b>	<b>820</b>	<b>373</b>	<b>197</b>	<b>105</b>	<b>30</b>	<b>27</b>	<b>8</b>	<b>2</b>	<b>3</b>	
621	Ambulatory health care services .....	9 106	85 201	379 097	1 169	657	305	137	45	17	6	2	—	—	
6211	Offices of physicians .....	4 178	49 332	220 508	585	340	151	65	20	6	2	1	—	—	
62111	Offices of physicians .....	4 178	49 332	220 508	585	340	151	65	20	6	2	1	—	—	
621111	Offices of physicians (exc mental health) ...	4 103	48 747	217 881	563	322	148	65	19	6	2	1	—	—	
6212	Offices of dentists .....	1 710	13 138	59 067	306	169	102	23	10	2	—	—	—	—	
62121	Offices of dentists .....	1 710	13 138	59 067	306	169	102	23	10	2	—	—	—	—	
621210	Offices of dentists .....	1 710	13 138	59 067	306	169	102	23	10	2	—	—	—	—	

See footnotes at end of table.

**Table 6. Counties—Employees, Payroll, and Establishments by Industry: 2001—Con.**

[Excludes most government employees, railroad employees, and self-employed persons. Size class 1 to 4 includes establishments with payroll, but no employees, during mid-March pay period. (D) denotes figures withheld to avoid disclosing data for individual companies; the data are included in broader industry totals. Detailed industries with 100 or more employees are shown if industry was not a (D). For explanation of terms, abbreviations, and data reliability/comparability, see introductory text]

NAICS code	Industry	Number of employees for week including March 12	Payroll (\$1,000)		Total number of establishments	Number of establishments by employment-size class																			
			First quarter	Annual		1 to 4	5 to 9	10 to 19	20 to 49	50 to 99	100 to 249	250 to 499	500 to 999	1,000 or more											
<b>PRINCE GEORGE'S—Con.</b>																									
<b>62</b>	<b>Health care and social assistance—Con.</b>																								
621	Ambulatory health care services—Con.																								
6213	Offices of other health practitioners											646	4 441	20 222	147	98	28	21	—	—	—	—	—		
62131	Offices of chiropractors											132	1 195	5 197	34	26	4	4	—	—	—	—	—		
621310	Offices of chiropractors											132	1 195	5 197	34	26	4	4	—	—	—	—	—		
62132	Offices of optometrists											156	1 104	4 883	32	20	6	6	—	—	—	—	—		
621320	Offices of optometrists											156	1 104	4 883	32	20	6	6	—	—	—	—	—		
62134	Offices of PT, OT, speech therapy & audiology											132	810	3 370	30	19	8	3	—	—	—	—	—		
621340	Offices of PT, OT, speech therapy & audiology											132	810	3 370	30	19	8	3	—	—	—	—	—		
62139	Offices of all other health practitioners											158	988	5 105	35	22	8	5	—	—	—	—	—		
621391	Offices of podiatrists											132	839	3 993	27	16	7	4	—	—	—	—	—		
6214	Outpatient care centers											1 382	10 661	44 243	61	10	15	18	10	6	1	1	—	—	
62142	Outpatient mental health, substance abuse ctrs											187	1 176	4 564	8	2	3	1	—	1	1	—	—	—	
621420	Outpatient mental health, substance abuse ctrs											187	1 176	4 564	8	2	3	1	—	1	1	—	—	—	
62149	Other outpatient care centers											1 163	9 387	39 285	49	6	11	17	9	5	—	1	—	—	
621498	All other outpatient care centers											583	4 039	16 850	28	3	8	7	6	4	—	—	—	—	
6215	Medical & diagnostic laboratories											231	2 843	14 257	33	20	5	6	1	1	—	—	—	—	
62151	Medical & diagnostic laboratories											231	2 843	14 257	33	20	5	6	1	1	—	—	—	—	
621512	Diagnostic Imaging centers											164	2 124	11 262	21	11	4	5	—	1	—	—	—	—	
6216	Home health care services											687	3 801	15 823	25	12	3	3	3	2	2	—	—	—	
62161	Home health care services											687	3 801	15 823	25	12	3	3	3	2	2	—	—	—	
621610	Home health care services											687	3 801	15 823	25	12	3	3	3	2	2	—	—	—	
6219	Other ambulatory health care services											272	985	4 977	12	8	1	1	—	1	—	1	—	—	
62191	Ambulance services											(C)	(D)	(D)	5	3	1	—	—	—	1	—	—	—	
622	Hospitals											(I)	(D)	(D)	9	1	—	—	—	1	1	2	2	2	
6221	General medical & surgical hospitals											5 171	45 532	194 655	7	—	—	—	—	—	1	2	2	2	
62211	General medical & surgical hospitals											5 171	45 532	194 655	7	—	—	—	—	—	1	2	2	2	
622110	General medical & surgical hospitals											5 171	45 532	194 655	7	—	—	—	—	—	1	2	2	2	
623	Nursing & residential care facilities											4 888	28 279	114 889	105	41	12	9	16	7	17	3	—	—	
6231	Nursing care facilities											3 043	18 869	77 613	23	5	—	—	1	1	14	2	—	—	
62311	Nursing care facilities											3 043	18 869	77 613	23	5	—	—	1	1	14	2	—	—	
623110	Nursing care facilities											3 043	18 869	77 613	23	5	—	—	1	1	14	2	—	—	
6232	Residential mental retardation, health fac											1 088	5 651	22 607	48	15	10	5	12	4	2	—	—	—	
62321	Residential mental retardation facilities											534	2 923	11 706	34	13	9	4	5	2	1	—	—	—	
623210	Residential mental retardation facilities											534	2 923	11 706	34	13	9	4	5	2	1	—	—	—	
62322	Residential mental health, subst abuse fac											554	2 728	10 901	14	2	1	1	7	2	1	—	—	—	
623220	Residential mental health, subst abuse fac											554	2 728	10 901	14	2	1	1	7	2	1	—	—	—	
6233	Community care facilities for the elderly											537	2 648	10 361	28	19	2	2	2	2	—	1	—	—	
62331	Community care facilities for the elderly											537	2 648	10 361	28	19	2	2	2	2	—	1	—	—	
6239	Other residential care facilities											220	1 111	4 308	6	2	—	2	1	—	1	—	—	—	
62399	Other residential care facilities											220	1 111	4 308	6	2	—	2	1	—	1	—	—	—	
623990	Other residential care facilities											220	1 111	4 308	6	2	—	2	1	—	1	—	—	—	
624	Social assistance											(H)	(D)	(D)	282	121	56	51	44	5	3	1	—	—	1
6241	Individual & family services											1 613	6 725	28 612	88	39	16	14	14	2	2	1	—	—	
62411	Child & youth services											197	1 240	6 685	18	6	8	1	2	1	—	—	—	—	
624110	Child & youth services											197	1 240	6 685	18	6	8	1	2	1	—	—	—	—	
62412	Services for elderly & disabled persons											1 103	3 454	13 364	23	5	3	4	7	1	2	1	—	—	
624120	Services for elderly & disabled persons											1 103	3 454	13 364	23	5	3	4	7	1	2	1	—	—	
62419	Other individual & family services											313	2 031	8 563	47	28	5	9	5	—	—	—	—	—	
624190	Other individual & family services											313	2 031	8 563	47	28	5	9	5	—	—	—	—	—	
6242	Community, emergency & other relief services											(C)	(D)	(D)	18	12	2	3	1	—	—	—	—	—	
6243	Vocational rehabilitation services											1 553	7 074	27 671	11	1	1	2	4	1	1	—	—	1	
62431	Vocational rehabilitation services											1 553	7 074	27 671	11	1	1	2	4	1	1	—	—	1	
624310	Vocational rehabilitation services											1 553	7 074	27 671	11	1	1	2	4	1	1	—	—	1	
6244	Child day care services											1 562	5 315	23 273	165	69	37	32	25	2	—	—	—	—	
62441	Child day care services											1 562	5 315	23 273	165	69	37	32	25	2	—	—	—	—	
624410	Child day care services											1 562	5 315	23 273	165	69	37	32	25	2	—	—	—	—	
<b>71</b>	<b>Arts, entertainment &amp; recreation</b>											<b>2 667</b>	<b>57 683</b>	<b>164 629</b>	<b>148</b>	<b>78</b>	<b>15</b>	<b>18</b>	<b>26</b>	<b>7</b>	<b>2</b>	<b>2</b>	<b>—</b>	<b>—</b>	
711	Performing arts, spectator sports & related industries											941	52 750	138 996	53	34	7	6	2	1	2	1	—	—	
7112	Spectator sports											756	50 915	131 403	20	7	6	3	1	—	2	1	—	—	
71121	Spectator sports											756	50 915	131 403	20	7	6	3	1	—	2	1	—	—	
711219	Other spectator sports											125	547	2 243	17	7	6	3	1	—	—	—	—	—	
7113	Promoters of entertainment events											131	1 468	5 646	10	7	—	1	1	1	—	—	—	—	
71131	Promoters of entertainment events with facility											(C)	(D)	(D)	4	2	—	—	1	1	—	—	—	—	
713	Amusement, gambling & recreation industries											1 681	4 695	24 682	89	40	7	12	23	6	—	1	—	—	
7131	Amusement parks & arcades											(E)	(D)	(D)	5	2	1	—	—	1	—	1	—	—	
71311	Amusement & theme parks											(E)	(D)	(D)	1	—	—	—	—	—	—	1	—	—	
7139	Other amusement & recreation industries											(G)	(D)	(D)	84	38	6	12	23	5	—	—	—	—	
71391	Golf courses & country clubs											267	1 080	5 054	9	1	—	2	5	1	—	—	—	—	
713910	Golf courses & country clubs											267	1 080	5 054	9	1	—	2	5	1	—	—	—	—	
71394	Fitness & recreational sports centers											744	1 641	7 224	46	21	2	8	11	4	—	—	—	—	
713940	Fitness & recreational sports centers											744	1 641	7 224	46	21	2	8	11	4	—	—	—	—	
71395	Bowling centers											224	648	2 458	12	2	2	1	7	—	—	—	—	—	
713950	Bowling centers											224	648	2 458	12	2	2	1	7	—	—	—	—	—	

See footnotes at end of table.

**Table 6. Counties—Employees, Payroll, and Establishments by Industry: 2001—Con.**

[Excludes most government employees, railroad employees, and self-employed persons. Size class 1 to 4 includes establishments with payroll, but no employees, during mid-March pay period. (D) denotes figures withheld to avoid disclosing data for individual companies; the data are included in broader industry totals. Detailed industries with 100 or more employees are shown if industry was not a (D). For explanation of terms, abbreviations, and data reliability/comparability, see introductory text]

NAICS code	Industry	Number of employees for week including March 12	Payroll (\$1,000)		Total number of establishments	Number of establishments by employment-size class								
			First quarter	Annual		1 to 4	5 to 9	10 to 19	20 to 49	50 to 99	100 to 249	250 to 499	500 to 999	1,000 or more
<b>PRINCE GEORGE'S—Con.</b>														
<b>72</b>	<b>Accommodation &amp; food services</b>	<b>20 148</b>	<b>59 400</b>	<b>252 817</b>	<b>985</b>	<b>347</b>	<b>150</b>	<b>157</b>	<b>230</b>	<b>74</b>	<b>26</b>	<b>1</b>	—	—
721	Accommodation	2 825	11 471	48 879	76	22	7	11	19	10	7	—	—	—
7211	Traveler accommodation (H)	(D)	(D)	(D)	58	9	3	11	18	10	7	—	—	—
72111	Hotels (exc casino hotels) & motels	2 710	11 126	46 718	56	9	2	10	18	10	7	—	—	—
721110	Hotels (exc casino hotels) & motels	2 710	11 126	46 718	56	9	2	10	18	10	7	—	—	—
722	Food services & drinking places	17 323	47 929	203 938	909	325	143	146	211	64	19	1	—	—
7221	Full-service restaurants	7 097	21 280	88 086	299	96	55	44	50	40	14	—	—	—
72211	Full-service restaurants	7 097	21 280	88 086	299	96	55	44	50	40	14	—	—	—
722110	Full-service restaurants	7 097	21 280	88 086	299	96	55	44	50	40	14	—	—	—
7222	Limited-service eating places	8 900	21 635	93 355	527	191	73	88	152	19	3	1	—	—
72221	Limited-service eating places	8 900	21 635	93 355	527	191	73	88	152	19	3	1	—	—
722211	Limited-service restaurants	8 288	19 743	84 412	461	163	57	73	145	19	3	1	—	—
722212	Cafeterias	136	644	2 661	13	6	4	1	2	—	—	—	—	—
722213	Snack & nonalcoholic beverage bars	476	1 248	6 282	53	22	12	14	5	—	—	—	—	—
7223	Special food services	975	4 074	18 135	59	27	10	12	5	3	2	—	—	—
72231	Food service contractors	598	2 436	9 877	38	15	7	10	4	1	1	—	—	—
722310	Food service contractors	598	2 436	9 877	38	15	7	10	4	1	1	—	—	—
72232	Caterers (E)	(D)	(D)	(D)	20	12	2	2	1	2	1	—	—	—
7224	Drinking places (alcoholic beverages)	351	940	4 362	24	11	5	2	4	2	—	—	—	—
72241	Drinking places (alcoholic beverages)	351	940	4 362	24	11	5	2	4	2	—	—	—	—
722410	Drinking places (alcoholic beverages)	351	940	4 362	24	11	5	2	4	2	—	—	—	—
<b>81</b>	<b>Other services (except public administration)</b>	<b>17 545</b>	<b>107 606</b>	<b>438 351</b>	<b>1 675</b>	<b>909</b>	<b>406</b>	<b>205</b>	<b>102</b>	<b>30</b>	<b>19</b>	<b>2</b>	<b>1</b>	<b>1</b>
811	Repair & maintenance	4 489	34 031	149 275	564	311	144	72	28	6	2	1	—	—
8111	Automotive repair & maintenance	2 655	18 095	76 223	408	218	111	57	21	1	—	—	—	—
81111	Automotive mechanical & electrical R&M	1 274	8 785	37 130	259	150	77	28	4	—	—	—	—	—
811111	General automotive repair	1 003	6 607	28 012	211	125	62	21	3	—	—	—	—	—
811118	Other automotive mechanical & electrical R&M	147	1 005	4 500	23	12	6	4	1	—	—	—	—	—
81112	Automotive body, paint, interior & glass repair	789	6 871	29 299	102	47	27	19	9	—	—	—	—	—
811121	Automotive body, paint & interior R&M	599	5 519	23 716	76	35	18	17	6	—	—	—	—	—
811122	Automotive glass replacement shops	190	1 352	5 583	26	12	9	2	3	—	—	—	—	—
81119	Other automotive R&M	592	2 439	9 794	47	21	7	10	8	1	—	—	—	—
811191	Automotive oil change & lubrication shops	203	925	3 874	12	2	4	5	—	1	—	—	—	—
811192	Car washes	352	1 364	5 254	31	17	3	3	8	—	—	—	—	—
8112	Electronic & precision equipment R&M	653	7 042	28 864	48	27	9	5	2	4	1	—	—	—
81121	Electronic & precision equipment R&M	653	7 042	28 864	48	27	9	5	2	4	1	—	—	—
811212	Computer & office machine R&M	334	4 214	16 728	23	12	5	3	1	1	1	—	—	—
811219	Other electronic & precision equipment R&M	130	1 158	4 852	11	5	3	1	1	1	—	—	—	—
8113	Commercial equipment (exc auto & elec) R&M	811	5 816	30 112	50	30	10	5	3	—	1	1	—	—
81131	Commercial equipment (exc auto & elec) R&M	811	5 816	30 112	50	30	10	5	3	—	1	1	—	—
811310	Commercial equipment (exc auto & elec) R&M	811	5 816	30 112	50	30	10	5	3	—	1	1	—	—
8114	Personal & household goods R&M	370	3 078	14 076	58	36	14	5	2	1	—	—	—	—
81141	Home, garden equipment & appliance R&M	278	2 451	11 216	31	16	9	3	2	1	—	—	—	—
811412	Appliance repair & maintenance	258	2 350	10 813	25	12	7	3	2	1	—	—	—	—
812	Personal & laundry services	4 914	24 912	98 252	479	262	129	60	15	6	6	—	—	1
8121	Personal care services	1 198	3 902	17 182	226	128	58	34	6	—	—	—	—	—
81211	Hair, nail & skin care services	1 081	3 465	14 855	198	113	46	33	6	—	—	—	—	—
812112	Beauty salons	796	2 734	11 219	135	74	29	26	6	—	—	—	—	—
812113	Nail salons	249	575	2 967	52	29	17	6	—	—	—	—	—	—
81219	Other personal care services	117	437	2 327	28	15	12	1	—	—	—	—	—	—
8122	Death care services	603	3 100	14 089	27	4	7	8	6	—	2	—	—	—
81221	Funeral homes	164	1 066	5 793	16	3	5	6	2	—	—	—	—	—
812210	Funeral homes	164	1 066	5 793	16	3	5	6	2	—	—	—	—	—
81222	Cemeteries & crematories	439	2 034	8 296	11	1	2	2	4	—	2	—	—	—
812220	Cemeteries & crematories	439	2 034	8 296	11	1	2	2	4	—	2	—	—	—
8123	Drycleaning & laundry services	1 441	7 823	30 381	155	90	43	13	1	5	3	—	—	—
81231	Coin-operated laundries & drycleaners	318	1 788	6 431	46	26	13	4	1	2	—	—	—	—
812310	Coin-operated laundries & drycleaners	318	1 788	6 431	46	26	13	4	1	2	—	—	—	—
81232	Drycleaning & laundry services (exc coin-op)	511	1 924	8 124	102	62	30	9	—	1	—	—	—	—
812320	Drycleaning & laundry services (exc coin-op)	511	1 924	8 124	102	62	30	9	—	1	—	—	—	—
81233	Linen & uniform supply	612	4 111	15 826	7	2	—	—	—	2	3	—	—	—
8129	Other personal services	1 672	10 087	36 600	71	40	21	5	2	1	1	—	—	1
81292	Photofinishing	1 446	9 006	31 431	21	7	9	2	—	1	1	—	—	1
812921	Photofinishing laboratories (except one-hour)	1 404	8 866	30 799	15	7	4	1	—	1	1	—	—	1
813	Religious, grantmaking, civic, prof & like organizations	8 142	48 663	190 824	632	336	133	73	59	18	11	1	1	—
8131	Religious organizations	4 154	17 699	70 912	370	195	84	40	32	15	4	—	—	—
81311	Religious organizations	4 154	17 699	70 912	370	195	84	40	32	15	4	—	—	—
813110	Religious organizations	4 154	17 699	70 912	370	195	84	40	32	15	4	—	—	—
8132	Grantmaking & giving services	474	3 501	14 763	23	12	3	3	2	1	2	—	—	—
81321	Grantmaking & giving services	474	3 501	14 763	23	12	3	3	2	1	2	—	—	—
813212	Voluntary health organizations	280	1 947	8 154	9	3	2	2	—	1	1	—	—	—
813219	Other grantmaking & giving services	119	964	4 128	5	3	1	—	—	—	1	—	—	—
8133	Social advocacy organizations	279	1 259	5 382	17	7	3	5	1	—	1	—	—	—
81331	Social advocacy organizations	279	1 259	5 382	17	7	3	5	1	—	1	—	—	—
813319	Other social advocacy organizations	185	612	2 487	6	2	1	2	—	—	1	—	—	—

See footnotes at end of table.



**Table 6. Counties—Employees, Payroll, and Establishments by Industry: 2001—Con.**

[Excludes most government employees, railroad employees, and self-employed persons. Size class 1 to 4 includes establishments with payroll, but no employees, during mid-March pay period. (D) denotes figures withheld to avoid disclosing data for individual companies; the data are included in broader industry totals. Detailed industries with 100 or more employees are shown if industry was not a (D). For explanation of terms, abbreviations, and data reliability/comparability, see introductory text]

NAICS code	Industry	Number of employees for week including March 12	Payroll (\$1,000)		Total number of establishments	Number of establishments by employment-size class									
			First quarter	Annual		1 to 4	5 to 9	10 to 19	20 to 49	50 to 99	100 to 249	250 to 499	500 to 999	1,000 or more	
<b>PRINCE GEORGE'S—Con.</b>															
<b>81</b>	<b>Other services (except public administration)—Con.</b>														
813	Religious, grantmaking, civic, prof & like organizations—Con.														
8134	Civic & social organizations	451	1 705	6 401	53	25	13	8	6	1	—	—	—	—	
81341	Civic & social organizations	451	1 705	6 401	53	25	13	8	6	1	—	—	—	—	
813410	Civic & social organizations	451	1 705	6 401	53	25	13	8	6	1	—	—	—	—	
8139	Business, labor, political, like organizations	2 784	24 499	93 366	169	97	30	17	18	1	4	1	1	—	
81391	Business associations	207	2 639	10 595	25	15	3	2	5	—	—	—	—	—	
813910	Business associations	207	2 639	10 595	25	15	3	2	5	—	—	—	—	—	
81392	Professional organizations	1 148	7 485	21 503	30	15	6	2	4	—	2	—	1	—	
813920	Professional organizations	1 148	7 485	21 503	30	15	6	2	4	—	2	—	1	—	
81393	Labor unions & similar labor organizations	1 106	12 327	52 605	51	24	11	6	6	1	2	1	—	—	
813930	Labor unions & similar labor organizations	1 106	12 327	52 605	51	24	11	6	6	1	2	1	—	—	
81399	Oth similar organizations (exc business, prof, labor, pol)	320	2 031	8 481	55	35	10	7	3	—	—	—	—	—	
813990	Oth similar organizations (exc business, prof, labor, pol)	320	2 031	8 481	55	35	10	7	3	—	—	—	—	—	
<b>95</b>	<b>Auxiliaries (exc corporate, subsidiary &amp; regional mgt)</b>	<b>887</b>	<b>6 841</b>	<b>27 812</b>	<b>27</b>	<b>8</b>	<b>5</b>	<b>2</b>	<b>8</b>	<b>—</b>	<b>4</b>	<b>—</b>	<b>—</b>	<b>—</b>	
<b>99</b>	<b>Unclassified establishments</b>	<b>(C)</b>	<b>(D)</b>	<b>(D)</b>	<b>146</b>	<b>137</b>	<b>5</b>	<b>3</b>	<b>1</b>	<b>—</b>	<b>—</b>	<b>—</b>	<b>—</b>	<b>—</b>	
<b>QUEEN ANNE'S</b>															
	<b>Total</b>	<b>9 879</b>	<b>53 293</b>	<b>238 761</b>	<b>1 212</b>	<b>727</b>	<b>245</b>	<b>140</b>	<b>70</b>	<b>19</b>	<b>10</b>	<b>1</b>	<b>—</b>	<b>—</b>	
<b>11</b>	<b>Forestry, fishing, hunting, and agriculture support</b>	<b>(A)</b>	<b>(D)</b>	<b>(D)</b>	<b>8</b>	<b>8</b>	<b>—</b>	<b>—</b>	<b>—</b>	<b>—</b>	<b>—</b>	<b>—</b>	<b>—</b>	<b>—</b>	
<b>22</b>	<b>Utilities</b>	<b>60</b>	<b>471</b>	<b>1 917</b>	<b>4</b>	<b>1</b>	<b>1</b>	<b>1</b>	<b>1</b>	<b>—</b>	<b>—</b>	<b>—</b>	<b>—</b>	<b>—</b>	
<b>23</b>	<b>Construction</b>	<b>1 129</b>	<b>6 424</b>	<b>29 863</b>	<b>262</b>	<b>190</b>	<b>45</b>	<b>20</b>	<b>6</b>	<b>1</b>	<b>—</b>	<b>—</b>	<b>—</b>	<b>—</b>	
233	Building, developing & general contracting	404	2 211	9 645	100	76	16	6	2	—	—	—	—	—	
2332	Residential building construction	275	1 598	7 117	81	63	12	6	—	—	—	—	—	—	
23321	Single-family housing construction	264	1 541	6 926	78	61	11	6	—	—	—	—	—	—	
233210	Single-family housing construction	264	1 541	6 926	78	61	11	6	—	—	—	—	—	—	
2333	Nonresidential building construction	(C)	(D)	(D)	16	10	4	—	2	—	—	—	—	—	
23332	Commercial & institutional bldg construction	127	608	2 500	15	9	4	—	2	—	—	—	—	—	
233320	Commercial & institutional bldg construction	127	608	2 500	15	9	4	—	2	—	—	—	—	—	
235	Special trade contractors	630	3 503	17 229	155	111	26	14	4	—	—	—	—	—	
2351	Plumbing, heating & AC contractor	164	976	4 414	30	17	8	4	1	—	—	—	—	—	
23511	Plumbing, heating & AC contractor	164	976	4 414	30	17	8	4	1	—	—	—	—	—	
235110	Plumbing, heating & AC contractor	164	976	4 414	30	17	8	4	1	—	—	—	—	—	
2353	Electrical contractors	104	720	3 392	23	15	3	5	—	—	—	—	—	—	
23531	Electrical contractors	104	720	3 392	23	15	3	5	—	—	—	—	—	—	
235310	Electrical contractors	104	720	3 392	23	15	3	5	—	—	—	—	—	—	
<b>31-33</b>	<b>Manufacturing</b>	<b>1 048</b>	<b>7 458</b>	<b>35 605</b>	<b>42</b>	<b>15</b>	<b>10</b>	<b>3</b>	<b>9</b>	<b>1</b>	<b>4</b>	<b>—</b>	<b>—</b>	<b>—</b>	
311	Food mfg	282	1 950	10 515	5	—	—	—	4	—	1	—	—	—	
3116	Animal slaughtering & processing	(C)	(D)	(D)	1	—	—	—	—	—	1	—	—	—	
31161	Animal slaughtering & processing	(C)	(D)	(D)	1	—	—	—	—	—	1	—	—	—	
321	Wood product mfg	(C)	(D)	(D)	2	—	—	—	—	1	1	—	—	—	
3219	Other wood product mfg	(C)	(D)	(D)	1	—	—	—	—	—	1	—	—	—	
32191	Millwork	(C)	(D)	(D)	1	—	—	—	—	—	1	—	—	—	
323	Printing & related support activities	(C)	(D)	(D)	3	—	2	—	—	—	1	—	—	—	
3231	Printing & related support activities	(C)	(D)	(D)	3	—	2	—	—	—	1	—	—	—	
32311	Printing	(C)	(D)	(D)	3	—	2	—	—	—	1	—	—	—	
332	Fabricated metal product mfg	117	978	4 388	7	4	—	1	2	—	—	—	—	—	
339	Miscellaneous mfg	(C)	(D)	(D)	5	2	1	—	1	—	1	—	—	—	
3399	Other miscellaneous mfg	(C)	(D)	(D)	3	1	1	—	—	—	1	—	—	—	
33999	All other misc mfg	(C)	(D)	(D)	1	—	—	—	—	—	1	—	—	—	
<b>42</b>	<b>Wholesale trade</b>	<b>624</b>	<b>4 938</b>	<b>21 311</b>	<b>74</b>	<b>48</b>	<b>10</b>	<b>7</b>	<b>7</b>	<b>1</b>	<b>1</b>	<b>—</b>	<b>—</b>	<b>—</b>	
421	Wholesale trade, durable goods	302	2 408	9 998	48	33	7	4	3	1	—	—	—	—	
422	Wholesale trade, nondurable goods	322	2 530	11 313	26	15	3	3	4	—	1	—	—	—	
4224	Grocery & related product whse	194	1 357	5 920	12	7	2	—	2	—	1	—	—	—	
42246	Fish & seafood whse	182	1 242	5 264	7	3	1	—	2	—	1	—	—	—	
422460	Fish & seafood whse	182	1 242	5 264	7	3	1	—	2	—	1	—	—	—	
<b>44-45</b>	<b>Retail trade</b>	<b>1 935</b>	<b>8 886</b>	<b>39 004</b>	<b>210</b>	<b>80</b>	<b>69</b>	<b>44</b>	<b>13</b>	<b>3</b>	<b>1</b>	<b>—</b>	<b>—</b>	<b>—</b>	
441	Motor vehicle & parts dealers	354	2 446	11 729	29	7	9	8	4	1	—	—	—	—	
4412	Other motor vehicle dealers	223	1 647	8 391	16	3	6	5	1	1	—	—	—	—	
44122	Motorcycle & boat & other MV dealers	223	1 647	8 391	16	3	6	5	1	1	—	—	—	—	
442	Furniture & home furnishing stores	133	540	2 306	16	3	7	6	—	—	—	—	—	—	
4422	Home furnishings stores	107	424	1 780	13	3	5	5	—	—	—	—	—	—	
444	Bldg material & garden equip & supp dealers	142	921	3 670	22	14	2	4	2	—	—	—	—	—	
445	Food & beverage stores	373	1 687	7 040	31	14	8	4	3	2	—	—	—	—	
4451	Grocery stores	273	1 417	5 937	15	6	4	1	2	2	—	—	—	—	
44511	Grocery (except convenience) stores	252	1 355	5 676	10	3	2	1	2	2	—	—	—	—	
445110	Grocery (except convenience) stores	252	1 355	5 676	10	3	2	1	2	2	—	—	—	—	

See footnotes at end of table.

**Table 6. Counties—Employees, Payroll, and Establishments by Industry: 2001—Con.**

[Excludes most government employees, railroad employees, and self-employed persons. Size class 1 to 4 includes establishments with payroll, but no employees, during mid-March pay period. (D) denotes figures withheld to avoid disclosing data for individual companies; the data are included in broader industry totals. Detailed industries with 100 or more employees are shown if industry was not a (D). For explanation of terms, abbreviations, and data reliability/comparability, see introductory text]

NAICS code	Industry	Number of employees for week including March 12	Payroll (\$1,000)		Total number of establishments	Number of establishments by employment-size class									
			First quarter	Annual		1 to 4	5 to 9	10 to 19	20 to 49	50 to 99	100 to 249	250 to 499	500 to 999	1,000 or more	
<b>QUEEN ANNE'S—Con.</b>															
<b>44-45 Retail trade—Con.</b>															
447	Gasoline stations .....	193	531	2 290	20	5	7	6	2	—	—	—	—	—	
4471	Gasoline stations .....	193	531	2 290	20	5	7	6	2	—	—	—	—	—	
44711	Gasoline stations with convenience stores .....	125	319	1 354	11	3	3	3	2	—	—	—	—	—	
447110	Gasoline stations with convenience stores .....	125	319	1 354	11	3	3	3	2	—	—	—	—	—	
448	Clothing & clothing accessories stores .....	303	954	3 778	38	10	21	5	2	—	—	—	—	—	
4481	Clothing stores .....	208	692	2 744	26	5	16	4	1	—	—	—	—	—	
452	General merchandise stores .....	(C)	(D)	(D)	6	3	2	—	—	—	1	—	—	—	
4521	Department stores .....	(C)	(D)	(D)	1	—	—	—	—	—	1	—	—	—	
45211	Department stores .....	(C)	(D)	(D)	1	—	—	—	—	—	1	—	—	—	
<b>48-49</b>	<b>Transportation &amp; warehousing .....</b>	<b>542</b>	<b>3 108</b>	<b>13 745</b>	<b>54</b>	<b>44</b>	<b>6</b>	<b>3</b>	—	—	—	<b>1</b>	—	—	
484	Truck transportation .....	110	625	2 588	40	32	6	2	—	—	—	—	—	—	
488	Transportation support activities .....	(E)	(D)	(D)	5	4	—	—	—	—	—	1	—	—	
4882	Rail transportation support activities .....	(E)	(D)	(D)	2	1	—	—	—	—	—	1	—	—	
48821	Rail transportation support activities .....	(E)	(D)	(D)	2	1	—	—	—	—	—	1	—	—	
<b>51</b>	<b>Information .....</b>	<b>122</b>	<b>1 288</b>	<b>4 829</b>	<b>18</b>	<b>10</b>	<b>2</b>	<b>5</b>	<b>1</b>	—	—	—	—	—	
<b>52</b>	<b>Finance &amp; insurance .....</b>	<b>238</b>	<b>1 477</b>	<b>6 268</b>	<b>44</b>	<b>31</b>	<b>5</b>	<b>6</b>	<b>2</b>	—	—	—	—	—	
522	Credit intermediation & related activities .....	(C)	(D)	(D)	21	9	4	6	2	—	—	—	—	—	
5221	Depository credit intermediation .....	(C)	(D)	(D)	15	3	4	6	2	—	—	—	—	—	
52211	Commercial banking .....	(C)	(D)	(D)	15	3	4	6	2	—	—	—	—	—	
<b>53</b>	<b>Real estate &amp; rental &amp; leasing .....</b>	<b>109</b>	<b>605</b>	<b>2 744</b>	<b>41</b>	<b>34</b>	<b>4</b>	<b>3</b>	—	—	—	—	—	—	
<b>54</b>	<b>Professional, scientific &amp; technical services .....</b>	<b>468</b>	<b>3 589</b>	<b>16 281</b>	<b>115</b>	<b>91</b>	<b>15</b>	<b>7</b>	<b>1</b>	—	<b>1</b>	—	—	—	
541	Professional, scientific & technical services .....	468	3 589	16 281	115	91	15	7	1	—	1	—	—	—	
5418	Advertising & related services .....	(C)	(D)	(D)	5	3	1	—	—	—	1	—	—	—	
54186	Direct mail advertising .....	(C)	(D)	(D)	1	—	—	—	—	—	1	—	—	—	
<b>55</b>	<b>Management of companies &amp; enterprises .....</b>	<b>(B)</b>	<b>(D)</b>	<b>(D)</b>	<b>3</b>	<b>1</b>	<b>1</b>	—	—	—	<b>1</b>	—	—	—	
<b>56</b>	<b>Admin, support, waste mgt, remediation services .....</b>	<b>224</b>	<b>2 133</b>	<b>6 851</b>	<b>61</b>	<b>38</b>	<b>18</b>	<b>5</b>	—	—	—	—	—	—	
561	Administrative & support services .....	223	2 130	6 795	58	35	18	5	—	—	—	—	—	—	
5617	Services to buildings & dwellings .....	126	372	2 602	34	23	8	3	—	—	—	—	—	—	
<b>61</b>	<b>Educational services .....</b>	<b>173</b>	<b>776</b>	<b>3 386</b>	<b>10</b>	<b>5</b>	<b>1</b>	<b>1</b>	<b>2</b>	<b>1</b>	—	—	—	—	
611	Educational services .....	173	776	3 386	10	5	1	1	2	1	—	—	—	—	
6111	Elementary & secondary schools .....	134	479	2 165	3	—	—	1	1	1	—	—	—	—	
61111	Elementary & secondary schools .....	134	479	2 165	3	—	—	1	1	1	—	—	—	—	
611110	Elementary & secondary schools .....	134	479	2 165	3	—	—	1	1	1	—	—	—	—	
<b>62</b>	<b>Health care and social assistance .....</b>	<b>632</b>	<b>3 762</b>	<b>17 340</b>	<b>53</b>	<b>23</b>	<b>12</b>	<b>10</b>	<b>6</b>	—	<b>2</b>	—	—	—	
621	Ambulatory health care services .....	(E)	(D)	(D)	37	17	9	7	3	—	1	—	—	—	
6214	Outpatient care centers .....	(C)	(D)	(D)	1	—	—	—	—	—	1	—	—	—	
62149	Other outpatient care centers .....	(C)	(D)	(D)	1	—	—	—	—	—	1	—	—	—	
623	Nursing & residential care facilities .....	(C)	(D)	(D)	5	1	2	—	1	—	1	—	—	—	
6231	Nursing care facilities .....	(C)	(D)	(D)	2	1	—	—	—	—	1	—	—	—	
62311	Nursing care facilities .....	(C)	(D)	(D)	2	1	—	—	—	—	1	—	—	—	
624	Social assistance .....	(C)	(D)	(D)	11	5	1	3	2	—	—	—	—	—	
<b>71</b>	<b>Arts, entertainment &amp; recreation .....</b>	<b>208</b>	<b>814</b>	<b>4 058</b>	<b>27</b>	<b>13</b>	<b>7</b>	<b>5</b>	<b>2</b>	—	—	—	—	—	
713	Amusement, gambling & recreation industries .....	184	681	3 370	20	9	4	5	2	—	—	—	—	—	
7139	Other amusement & recreation industries .....	(C)	(D)	(D)	19	8	4	5	2	—	—	—	—	—	
<b>72</b>	<b>Accommodation &amp; food services .....</b>	<b>1 644</b>	<b>4 532</b>	<b>22 569</b>	<b>69</b>	<b>17</b>	<b>12</b>	<b>11</b>	<b>18</b>	<b>10</b>	<b>1</b>	—	—	—	
721	Accommodation .....	220	705	3 112	8	1	—	2	4	1	—	—	—	—	
7211	Traveler accommodation .....	(C)	(D)	(D)	7	1	—	2	3	1	—	—	—	—	
72111	Hotels (exc casino hotels) & motels .....	(C)	(D)	(D)	7	1	—	2	3	1	—	—	—	—	
722	Food services & drinking places .....	1 424	3 827	19 457	61	16	12	9	14	9	1	—	—	—	
7221	Full-service restaurants .....	998	2 799	14 573	31	4	7	4	8	7	1	—	—	—	
72211	Full-service restaurants .....	998	2 799	14 573	31	4	7	4	8	7	1	—	—	—	
722110	Full-service restaurants .....	998	2 799	14 573	31	4	7	4	8	7	1	—	—	—	
7222	Limited-service eating places .....	283	682	3 280	17	6	—	5	5	1	—	—	—	—	
72221	Limited-service eating places .....	283	682	3 280	17	6	—	5	5	1	—	—	—	—	
722211	Limited-service restaurants .....	283	682	3 280	17	6	—	5	5	1	—	—	—	—	
7223	Special food services .....	103	215	1 121	8	3	4	—	—	1	—	—	—	—	
<b>81</b>	<b>Other services (except public administration) .....</b>	<b>533</b>	<b>2 232</b>	<b>9 620</b>	<b>104</b>	<b>68</b>	<b>25</b>	<b>8</b>	<b>2</b>	<b>1</b>	—	—	—	—	
811	Repair & maintenance .....	177	1 118	4 663	46	34	10	2	—	—	—	—	—	—	
8111	Automotive repair & maintenance .....	125	813	3 352	26	16	8	2	—	—	—	—	—	—	
812	Personal & laundry services .....	190	479	2 131	21	11	5	3	1	1	—	—	—	—	
813	Religious, grantmaking, civic, prof & like organizations .....	166	635	2 826	37	23	10	3	1	—	—	—	—	—	
<b>95</b>	<b>Auxiliaries (exc corporate, subsidiary &amp; regional mgt) .....</b>	<b>(A)</b>	<b>(D)</b>	<b>(D)</b>	<b>2</b>	<b>1</b>	<b>1</b>	—	—	—	—	—	—	—	
<b>99</b>	<b>Unclassified establishments .....</b>	<b>(B)</b>	<b>(D)</b>	<b>(D)</b>	<b>11</b>	<b>9</b>	<b>1</b>	<b>1</b>	—	—	—	—	—	—	

See footnotes at end of table.

**Table 6. Counties—Employees, Payroll, and Establishments by Industry: 2001—Con.**

[Excludes most government employees, railroad employees, and self-employed persons. Size class 1 to 4 includes establishments with payroll, but no employees, during mid-March pay period. (D) denotes figures withheld to avoid disclosing data for individual companies; the data are included in broader industry totals. Detailed industries with 100 or more employees are shown if industry was not a (D). For explanation of terms, abbreviations, and data reliability/comparability, see introductory text]

NAICS code	Industry	Number of employees for week including March 12	Payroll (\$1,000)		Total number of establishments	Number of establishments by employment-size class								
			First quarter	Annual		1 to 4	5 to 9	10 to 19	20 to 49	50 to 99	100 to 249	250 to 499	500 to 999	1,000 or more
<b>ST. MARY'S</b>														
	<b>Total</b> .....	<b>23 124</b>	<b>167 504</b>	<b>733 356</b>	<b>1 684</b>	<b>889</b>	<b>309</b>	<b>252</b>	<b>145</b>	<b>52</b>	<b>27</b>	<b>7</b>	<b>3</b>	<b>-</b>
<b>11</b>	<b>Forestry, fishing, hunting, and agriculture support</b> .....	(A)	(D)	(D)	<b>6</b>	<b>5</b>	-	<b>1</b>	-	-	-	-	-	-
<b>21</b>	<b>Mining</b> .....	(A)	(D)	(D)	<b>2</b>	<b>1</b>	<b>1</b>	-	-	-	-	-	-	-
<b>22</b>	<b>Utilities</b> .....	(B)	(D)	(D)	<b>1</b>	-	-	-	-	<b>1</b>	-	-	-	-
<b>23</b>	<b>Construction</b> .....	<b>1 669</b>	<b>10 242</b>	<b>46 801</b>	<b>280</b>	<b>182</b>	<b>46</b>	<b>33</b>	<b>18</b>	<b>1</b>	-	-	-	-
233	Building, developing & general contracting .....	479	3 195	13 213	100	78	8	9	5	-	-	-	-	-
2332	Residential building construction .....	(E)	(D)	(D)	82	66	7	6	3	-	-	-	-	-
23321	Single-family housing construction .....	362	2 189	9 533	80	64	7	6	3	-	-	-	-	-
233210	Single-family housing construction .....	362	2 189	9 533	80	64	7	6	3	-	-	-	-	-
2333	Nonresidential building construction .....	102	754	3 308	14	9	1	2	2	-	-	-	-	-
23332	Commercial & institutional bldg construction ..	102	754	3 308	14	9	1	2	2	-	-	-	-	-
233320	Commercial & institutional bldg construction ..	102	754	3 308	14	9	1	2	2	-	-	-	-	-
234	Heavy construction .....	226	1 293	7 615	20	8	4	6	1	1	-	-	-	-
2341	Highway, street, bridge & tunnel construction ...	121	648	4 683	6	2	1	1	1	1	-	-	-	-
23411	Highway & street construction .....	121	648	4 683	6	2	1	1	1	1	-	-	-	-
234110	Highway & street construction .....	121	648	4 683	6	2	1	1	1	1	-	-	-	-
2349	Other heavy construction .....	105	645	2 932	14	6	3	5	-	-	-	-	-	-
235	Special trade contractors .....	964	5 754	25 973	160	96	34	18	12	-	-	-	-	-
2351	Plumbing, heating & AC contractor .....	293	1 830	8 481	32	11	11	6	4	-	-	-	-	-
23511	Plumbing, heating & AC contractor .....	293	1 830	8 481	32	11	11	6	4	-	-	-	-	-
235110	Plumbing, heating & AC contractor .....	293	1 830	8 481	32	11	11	6	4	-	-	-	-	-
2354	Masonry, drywall, insulation, tile contractors ....	162	866	3 962	19	9	5	2	3	-	-	-	-	-
23541	Masonry & stone contractors .....	118	603	3 537	12	4	5	1	2	-	-	-	-	-
235410	Masonry & stone contractors .....	118	603	3 537	12	4	5	1	2	-	-	-	-	-
2359	Other special trade contractors .....	123	762	2 852	24	17	2	3	2	-	-	-	-	-
<b>31-33</b>	<b>Manufacturing</b> .....	<b>579</b>	<b>3 492</b>	<b>13 792</b>	<b>29</b>	<b>11</b>	<b>8</b>	<b>6</b>	<b>1</b>	<b>2</b>	<b>1</b>	-	-	-
323	Printing & related support activities .....	240	1 319	5 390	6	3	1	1	-	-	1	-	-	-
3231	Printing & related support activities .....	240	1 319	5 390	6	3	1	1	-	-	1	-	-	-
32311	Printing .....	240	1 319	5 390	6	3	1	1	-	-	1	-	-	-
<b>42</b>	<b>Wholesale trade</b> .....	<b>166</b>	<b>1 231</b>	<b>5 551</b>	<b>28</b>	<b>13</b>	<b>10</b>	<b>4</b>	<b>1</b>	-	-	-	-	-
421	Wholesale trade, durable goods .....	125	986	4 506	20	8	8	3	1	-	-	-	-	-
<b>44-45</b>	<b>Retail trade</b> .....	<b>4 288</b>	<b>19 500</b>	<b>84 654</b>	<b>273</b>	<b>110</b>	<b>49</b>	<b>61</b>	<b>31</b>	<b>17</b>	<b>4</b>	<b>1</b>	-	-
441	Motor vehicle & parts dealers .....	383	2 921	12 836	31	9	7	10	4	1	-	-	-	-
4411	Automobile dealers .....	(C)	(D)	(D)	8	1	1	1	4	1	-	-	-	-
44111	New car dealers .....	196	1 687	7 507	6	-	1	-	4	1	-	-	-	-
441110	New car dealers .....	196	1 687	7 507	6	-	1	-	4	1	-	-	-	-
4413	Automotive parts, accessories & tire stores .....	165	1 028	4 475	19	5	5	9	-	-	-	-	-	-
44131	Automotive parts, accessories & tire stores ...	101	536	2 191	13	4	5	4	-	-	-	-	-	-
441310	Automotive parts, accessories & tire stores ...	101	536	2 191	13	4	5	4	-	-	-	-	-	-
442	Furniture & home furnishing stores .....	162	1 017	4 587	12	3	3	4	1	1	-	-	-	-
444	Bldg material & garden equip & supp dealers .....	463	2 407	10 605	27	5	11	6	3	1	1	-	-	-
4441	Building material & supplies dealers .....	321	1 796	7 868	17	4	8	2	1	1	1	-	-	-
44411	Home centers .....	(C)	(D)	(D)	2	-	-	-	-	-	1	-	-	-
44419	Other building material dealers .....	125	906	3 912	8	-	5	2	-	1	-	-	-	-
444190	Other building material dealers .....	125	906	3 912	8	-	5	2	-	1	-	-	-	-
4442	Lawn & garden equip & supplies stores .....	142	611	2 737	10	1	3	4	2	-	-	-	-	-
44422	Nursery & garden centers .....	(C)	(D)	(D)	8	-	3	3	2	-	-	-	-	-
445	Food & beverage stores .....	1 276	5 993	25 338	61	30	7	8	5	9	2	-	-	-
4451	Grocery stores .....	1 181	5 704	24 067	37	13	3	5	5	9	2	-	-	-
44511	Grocery (except convenience) stores .....	1 088	5 464	22 831	22	4	1	2	4	9	2	-	-	-
445110	Grocery (except convenience) stores .....	1 088	5 464	22 831	22	4	1	2	4	9	2	-	-	-
446	Health & personal care stores .....	186	890	3 942	20	9	1	7	3	-	-	-	-	-
4461	Health & personal care stores .....	186	890	3 942	20	9	1	7	3	-	-	-	-	-
44611	Pharmacies & drug stores .....	151	787	3 464	10	1	1	5	3	-	-	-	-	-
446110	Pharmacies & drug stores .....	151	787	3 464	10	1	1	5	3	-	-	-	-	-
447	Gasoline stations .....	444	1 184	5 003	40	15	4	12	9	-	-	-	-	-
4471	Gasoline stations .....	444	1 184	5 003	40	15	4	12	9	-	-	-	-	-
44711	Gasoline stations with convenience stores ...	374	987	3 950	24	4	1	10	9	-	-	-	-	-
447110	Gasoline stations with convenience stores ...	374	987	3 950	24	4	1	10	9	-	-	-	-	-
448	Clothing & clothing accessories stores .....	223	622	3 100	17	6	5	4	1	1	-	-	-	-
4481	Clothing stores .....	179	423	1 816	8	2	1	3	1	1	-	-	-	-
44814	Family clothing stores .....	134	341	1 490	3	-	1	-	1	1	-	-	-	-
448140	Family clothing stores .....	134	341	1 490	3	-	1	-	1	1	-	-	-	-
452	General merchandise stores .....	738	2 566	11 088	10	1	3	-	1	3	1	1	-	-
4521	Department stores .....	656	2 450	10 542	5	-	-	-	1	2	1	1	-	-
45211	Department stores .....	656	2 450	10 542	5	-	-	-	1	2	1	1	-	-
452110	Department stores .....	656	2 450	10 542	5	-	-	-	1	2	1	1	-	-
453	Miscellaneous store retailers .....	206	827	3 379	25	16	2	5	1	1	-	-	-	-
4532	Office supplies, stationery & gift stores .....	(C)	(D)	(D)	8	3	-	3	1	1	-	-	-	-

See footnotes at end of table.

**Table 6. Counties—Employees, Payroll, and Establishments by Industry: 2001—Con.**

[Excludes most government employees, railroad employees, and self-employed persons. Size class 1 to 4 includes establishments with payroll, but no employees, during mid-March pay period. (D) denotes figures withheld to avoid disclosing data for individual companies; the data are included in broader industry totals. Detailed industries with 100 or more employees are shown if industry was not a (D). For explanation of terms, abbreviations, and data reliability/comparability, see introductory text]

NAICS code	Industry	Number of employees for week including March 12	Payroll (\$1,000)		Total number of establishments	Number of establishments by employment-size class								
			First quarter	Annual		1 to 4	5 to 9	10 to 19	20 to 49	50 to 99	100 to 249	250 to 499	500 to 999	1,000 or more
<b>ST. MARY'S—Con.</b>														
<b>48-49</b>	<b>Transportation &amp; warehousing</b> .....	<b>490</b>	<b>2 256</b>	<b>8 782</b>	<b>117</b>	<b>100</b>	<b>8</b>	<b>6</b>	<b>2</b>	—	<b>1</b>	—	—	—
484	Truck transportation .....	105	656	2 569	30	24	3	3	—	—	—	—	—	—
485	Transit & ground passenger transportation .....	183	631	2 238	76	70	5	1	—	—	—	—	—	—
4854	School & employee bus transportation .....	149	520	1 846	68	63	5	—	—	—	—	—	—	—
48541	School & employee bus transportation .....	149	520	1 846	68	63	5	—	—	—	—	—	—	—
485410	School & employee bus transportation .....	149	520	1 846	68	63	5	—	—	—	—	—	—	—
492	Couriers & messengers .....	(C)	(D)	(D)	1	—	—	—	—	—	1	—	—	—
4921	Couriers .....	(C)	(D)	(D)	1	—	—	—	—	—	1	—	—	—
49211	Couriers .....	(C)	(D)	(D)	1	—	—	—	—	—	1	—	—	—
<b>51</b>	<b>Information</b> .....	<b>321</b>	<b>3 937</b>	<b>14 993</b>	<b>25</b>	<b>14</b>	<b>5</b>	<b>1</b>	<b>2</b>	<b>3</b>	—	—	—	—
511	Publishing industries .....	(C)	(D)	(D)	6	3	1	—	1	1	—	—	—	—
5111	Newspaper, periodical, book, database publishers .....	(C)	(D)	(D)	4	1	1	—	1	1	—	—	—	—
<b>52</b>	<b>Finance &amp; insurance</b> .....	<b>459</b>	<b>2 793</b>	<b>12 714</b>	<b>64</b>	<b>31</b>	<b>18</b>	<b>12</b>	<b>2</b>	<b>1</b>	—	—	—	—
522	Credit intermediation & related activities .....	359	2 187	9 705	34	8	13	10	2	1	—	—	—	—
5221	Depository credit intermediation .....	(E)	(D)	(D)	26	2	11	10	2	1	—	—	—	—
52211	Commercial banking .....	230	1 375	5 682	20	2	8	8	2	—	—	—	—	—
522110	Commercial banking .....	230	1 375	5 682	20	2	8	8	2	—	—	—	—	—
<b>53</b>	<b>Real estate &amp; rental &amp; leasing</b> .....	<b>247</b>	<b>1 435</b>	<b>5 987</b>	<b>65</b>	<b>46</b>	<b>12</b>	<b>6</b>	<b>1</b>	—	—	—	—	—
531	Real estate .....	168	1 020	4 263	51	40	8	2	1	—	—	—	—	—
<b>54</b>	<b>Professional, scientific &amp; technical services</b> .....	<b>6 336</b>	<b>77 487</b>	<b>342 275</b>	<b>220</b>	<b>107</b>	<b>37</b>	<b>27</b>	<b>25</b>	<b>7</b>	<b>12</b>	<b>3</b>	<b>2</b>	—
541	Professional, scientific & technical services .....	6 336	77 487	342 275	220	107	37	27	25	7	12	3	2	—
5411	Legal services .....	100	660	3 070	27	21	3	3	—	—	—	—	—	—
5413	Architectural, engineering & related services .....	3 060	41 057	171 020	81	25	16	16	11	5	5	2	1	—
54133	Engineering services .....	2 995	40 190	168 454	68	19	11	14	11	5	5	2	1	—
541330	Engineering services .....	2 995	40 190	168 454	68	19	11	14	11	5	5	2	1	—
5415	Computer systems design & related services .....	967	13 121	67 028	45	20	8	4	10	—	3	—	—	—
54151	Computer systems design & related services .....	967	13 121	67 028	45	20	8	4	10	—	3	—	—	—
541511	Custom computer programming services .....	277	2 744	12 810	20	8	3	3	6	—	—	—	—	—
541512	Computer systems design services .....	679	10 209	53 508	19	6	5	1	4	—	3	—	—	—
5416	Management, sci & tech consulting services .....	491	6 793	27 686	18	11	3	—	2	—	—	—	—	—
54161	Management consulting services .....	435	5 982	24 337	13	8	2	—	1	—	2	—	—	—
5417	Scientific R&D services .....	290	4 281	17 191	7	4	—	—	—	1	2	—	—	—
54171	R&D in physical, engineering & life sciences .....	290	4 281	17 191	7	4	—	—	—	1	2	—	—	—
541710	R&D in physical, engineering & life sciences .....	290	4 281	17 191	7	4	—	—	—	1	2	—	—	—
5419	Oth professional, scientific, technical services .....	(G)	(D)	(D)	16	7	4	1	2	—	—	1	1	—
54194	Veterinary services .....	100	499	2 130	6	2	1	1	2	—	—	—	—	—
541940	Veterinary services .....	100	499	2 130	6	2	1	1	2	—	—	—	—	—
54199	All oth prof, scientific & technical services .....	(G)	(D)	(D)	7	3	2	—	—	—	—	1	1	—
<b>55</b>	<b>Management of companies &amp; enterprises</b> .....	<b>(C)</b>	<b>(D)</b>	<b>(D)</b>	<b>3</b>	<b>1</b>	—	—	—	<b>2</b>	—	—	—	—
551	Management of companies & enterprises .....	(C)	(D)	(D)	3	1	—	—	—	2	—	—	—	—
5511	Management of companies & enterprises .....	(C)	(D)	(D)	3	1	—	—	—	2	—	—	—	—
55111	Management of companies & enterprises .....	(C)	(D)	(D)	3	1	—	—	—	2	—	—	—	—
<b>56</b>	<b>Admin, support, waste mgt, remediation services</b> .....	<b>1 290</b>	<b>10 009</b>	<b>46 519</b>	<b>72</b>	<b>37</b>	<b>14</b>	<b>11</b>	<b>5</b>	—	<b>4</b>	<b>1</b>	—	—
561	Administrative & support services .....	(G)	(D)	(D)	69	36	14	10	4	—	4	1	—	—
5611	Office administrative services .....	(E)	(D)	(D)	3	1	—	1	—	—	—	1	—	—
56111	Office administrative services .....	(E)	(D)	(D)	3	1	—	1	—	—	—	1	—	—
5612	Facilities support services .....	(E)	(D)	(D)	2	—	—	—	—	—	2	—	—	—
56121	Facilities support services .....	(E)	(D)	(D)	2	—	—	—	—	—	2	—	—	—
5613	Employment services .....	156	988	4 837	4	1	1	—	1	—	1	—	—	—
56132	Temporary help services .....	(C)	(D)	(D)	3	—	1	—	1	—	1	—	—	—
5617	Services to buildings & dwellings .....	396	1 229	6 141	45	25	10	6	3	—	1	—	—	—
56172	Janitorial services .....	263	692	3 340	21	11	4	3	2	—	1	—	—	—
561720	Janitorial services .....	263	692	3 340	21	11	4	3	2	—	1	—	—	—
<b>61</b>	<b>Educational services</b> .....	<b>552</b>	<b>2 976</b>	<b>12 517</b>	<b>28</b>	<b>6</b>	<b>7</b>	<b>6</b>	<b>7</b>	<b>1</b>	<b>1</b>	—	—	—
611	Educational services .....	552	2 976	12 517	28	6	7	6	7	1	1	—	—	—
6111	Elementary & secondary schools .....	260	1 370	5 771	10	—	1	3	5	1	—	—	—	—
61111	Elementary & secondary schools .....	260	1 370	5 771	10	—	1	3	5	1	—	—	—	—
611110	Elementary & secondary schools .....	260	1 370	5 771	10	—	1	3	5	1	—	—	—	—
6115	Technical & trade schools .....	(C)	(D)	(D)	2	—	1	—	—	—	1	—	—	—
61151	Technical & trade schools .....	(C)	(D)	(D)	2	—	1	—	—	—	1	—	—	—
<b>62</b>	<b>Health care and social assistance</b> .....	<b>2 909</b>	<b>18 459</b>	<b>81 000</b>	<b>135</b>	<b>61</b>	<b>32</b>	<b>22</b>	<b>10</b>	<b>5</b>	<b>2</b>	<b>2</b>	<b>1</b>	—
621	Ambulatory health care services .....	707	5 925	27 092	92	44	27	13	8	—	—	—	—	—
6211	Offices of physicians .....	340	3 305	15 182	36	14	12	5	5	—	—	—	—	—
62111	Offices of physicians .....	340	3 305	15 182	36	14	12	5	5	—	—	—	—	—
6212	Offices of dentists .....	229	1 750	8 018	32	14	12	4	2	—	—	—	—	—
62121	Offices of dentists .....	229	1 750	8 018	32	14	12	4	2	—	—	—	—	—
621210	Offices of dentists .....	229	1 750	8 018	32	14	12	4	2	—	—	—	—	—
622	Hospitals .....	(F)	(D)	(D)	2	—	—	—	—	—	1	—	1	—
6221	General medical & surgical hospitals .....	(F)	(D)	(D)	2	—	—	—	—	—	1	—	1	—
62211	General medical & surgical hospitals .....	(F)	(D)	(D)	2	—	—	—	—	—	1	—	1	—

See footnotes at end of table.

**Table 6. Counties—Employees, Payroll, and Establishments by Industry: 2001—Con.**

[Excludes most government employees, railroad employees, and self-employed persons. Size class 1 to 4 includes establishments with payroll, but no employees, during mid-March pay period. (D) denotes figures withheld to avoid disclosing data for individual companies; the data are included in broader industry totals. Detailed industries with 100 or more employees are shown if industry was not a (D). For explanation of terms, abbreviations, and data reliability/comparability, see introductory text]

NAICS code	Industry	Number of employees for week including March 12	Payroll (\$1,000)		Total number of establishments	Number of establishments by employment-size class																					
			First quarter	Annual		1 to 4	5 to 9	10 to 19	20 to 49	50 to 99	100 to 249	250 to 499	500 to 999	1,000 or more													
<b>ST. MARY'S—Con.</b>																											
<b>62 Health care and social assistance—Con.</b>																											
623	Nursing & residential care facilities .....	906	4 785	19 820	8	2	—	—	—	3	1	2	—	—													
6231	Nursing care facilities.....	673	3 682	15 188	5	2	—	—	—	—	1	2	—	—													
62311	Nursing care facilities.....	673	3 682	15 188	5	2	—	—	—	—	1	2	—	—													
623110	Nursing care facilities.....	673	3 682	15 188	5	2	—	—	—	—	1	2	—	—													
624	Social assistance .....	(F)	(D)	(D)	33	15	5	9	2	1	1	—	—	—													
6241	Individual & family services.....	(C)	(D)	(D)	10	3	2	4	1	—	—	—	—	—													
6243	Vocational rehabilitation services .....	269	874	3 553	4	—	—	2	—	1	1	—	—	—													
62431	Vocational rehabilitation services .....	269	874	3 553	4	—	—	2	—	1	1	—	—	—													
624310	Vocational rehabilitation services .....	269	874	3 553	4	—	—	2	—	1	1	—	—	—													
6244	Child day care services .....	106	315	1 424	15	9	2	3	1	—	—	—	—	—													
62441	Child day care services .....	106	315	1 424	15	9	2	3	1	—	—	—	—	—													
624410	Child day care services .....	106	315	1 424	15	9	2	3	1	—	—	—	—	—													
<b>71</b>	<b>Arts, entertainment &amp; recreation .....</b>	<b>193</b>	<b>591</b>	<b>2 920</b>	<b>25</b>	<b>13</b>	<b>6</b>	<b>5</b>	—	<b>1</b>	—	—	—	—													
713	Amusement, gambling & recreation industries .....	(C)	(D)	(D)	19	9	6	4	—	—	—	—	—	—													
7139	Other amusement & recreation industries .....	(C)	(D)	(D)	19	9	6	4	—	—	—	—	—	—													
<b>72</b>	<b>Accommodation &amp; food services .....</b>	<b>2 399</b>	<b>6 025</b>	<b>25 819</b>	<b>118</b>	<b>34</b>	<b>11</b>	<b>28</b>	<b>32</b>	<b>11</b>	<b>2</b>	—	—	—													
721	Accommodation .....	211	733	3 536	9	1	—	3	4	1	—	—	—	—													
7211	Traveler accommodation.....	(C)	(D)	(D)	8	1	—	2	4	1	—	—	—	—													
72111	Hotels (exc casino hotels) & motels .....	(C)	(D)	(D)	7	1	—	2	3	1	—	—	—	—													
722	Food services & drinking places .....	2 188	5 292	22 283	109	33	11	25	28	10	2	—	—	—													
7221	Full-service restaurants .....	894	2 458	9 340	47	16	7	9	9	5	1	—	—	—													
72211	Full-service restaurants .....	894	2 458	9 340	47	16	7	9	9	5	1	—	—	—													
722110	Full-service restaurants .....	894	2 458	9 340	47	16	7	9	9	5	1	—	—	—													
7222	Limited-service eating places .....	1 131	2 359	11 005	45	8	2	11	19	4	1	—	—	—													
72221	Limited-service eating places .....	1 131	2 359	11 005	45	8	2	11	19	4	1	—	—	—													
7223	Special food services .....	122	392	1 601	6	1	—	4	—	1	—	—	—	—													
<b>81</b>	<b>Other services (except public administration) .....</b>	<b>953</b>	<b>4 162</b>	<b>17 752</b>	<b>174</b>	<b>101</b>	<b>44</b>	<b>21</b>	<b>8</b>	—	—	—	—	—													
811	Repair & maintenance .....	299	1 885	8 485	56	35	10	8	3	—	—	—	—	—													
8111	Automotive repair & maintenance .....	205	1 276	5 540	38	22	8	7	1	—	—	—	—	—													
812	Personal & laundry services .....	332	1 224	5 178	49	22	17	7	3	—	—	—	—	—													
8121	Personal care services .....	194	640	2 616	33	17	10	5	1	—	—	—	—	—													
81211	Hair, nail & skin care services .....	186	615	2 505	30	15	9	5	1	—	—	—	—	—													
813	Religious, grantmaking, civic, prof & like organizations.....	322	1 053	4 089	69	44	17	6	2	—	—	—	—	—													
8131	Religious organizations .....	230	724	2 907	42	23	14	3	2	—	—	—	—	—													
81311	Religious organizations .....	230	724	2 907	42	23	14	3	2	—	—	—	—	—													
813110	Religious organizations .....	230	724	2 907	42	23	14	3	2	—	—	—	—	—													
<b>95</b>	<b>Auxiliaries (exc corporate, subsidiary &amp; regional mgt) .....</b>	<b>(B)</b>	<b>(D)</b>	<b>(D)</b>	<b>3</b>	<b>1</b>	—	<b>2</b>	—	—	—	—	—	—													
<b>99</b>	<b>Unclassified establishments .....</b>	<b>17</b>	<b>50</b>	<b>310</b>	<b>16</b>	<b>15</b>	<b>1</b>	—	—	—	—	—	—	—													
<b>SOMERSET</b>																											
<b>Total .....</b>		<b>3 062</b>	<b>14 774</b>	<b>63 523</b>	<b>403</b>	<b>250</b>	<b>81</b>	<b>43</b>	<b>20</b>	<b>6</b>	<b>3</b>	—	—	—													
<b>11</b>	<b>Forestry, fishing, hunting, and agriculture support .....</b>	<b>11</b>	<b>42</b>	<b>188</b>	<b>9</b>	<b>8</b>	<b>1</b>	—	—	—	—	—	—	—													
<b>21</b>	<b>Mining .....</b>	<b>(A)</b>	<b>(D)</b>	<b>(D)</b>	<b>1</b>	<b>1</b>	—	—	—	—	—	—	—	—													
<b>22</b>	<b>Utilities .....</b>	<b>(A)</b>	<b>(D)</b>	<b>(D)</b>	<b>2</b>	<b>1</b>	<b>1</b>	—	—	—	—	—	—	—													
<b>23</b>	<b>Construction .....</b>	<b>(E)</b>	<b>(D)</b>	<b>(D)</b>	<b>63</b>	<b>42</b>	<b>12</b>	<b>7</b>	<b>1</b>	<b>1</b>	—	—	—	—													
235	Special trade contractors .....	(C)	(D)	(D)	41	27	9	4	1	—	—	—	—	—													
<b>31-33</b>	<b>Manufacturing .....</b>	<b>383</b>	<b>2 124</b>	<b>8 665</b>	<b>21</b>	<b>12</b>	<b>2</b>	<b>2</b>	<b>3</b>	<b>1</b>	<b>1</b>	—	—	—													
311	Food mfg .....	132	586	2 815	8	4	—	1	3	—	—	—	—	—													
339	Miscellaneous mfg .....	(C)	(D)	(D)	1	—	—	—	—	—	1	—	—	—													
3399	Other miscellaneous mfg .....	(C)	(D)	(D)	1	—	—	—	—	—	1	—	—	—													
33999	All other misc mfg.....	(C)	(D)	(D)	1	—	—	—	—	—	1	—	—	—													
<b>42</b>	<b>Wholesale trade .....</b>	<b>137</b>	<b>633</b>	<b>3 441</b>	<b>15</b>	<b>8</b>	<b>2</b>	<b>3</b>	<b>2</b>	—	—	—	—	—													
422	Wholesale trade, nondurable goods .....	(C)	(D)	(D)	10	5	2	1	2	—	—	—	—	—													
4224	Grocery & related product whse .....	103	376	2 304	9	5	1	1	2	—	—	—	—	—													
42246	Fish & seafood whse.....	(C)	(D)	(D)	8	4	1	1	2	—	—	—	—	—													
<b>44-45</b>	<b>Retail trade .....</b>	<b>(E)</b>	<b>(D)</b>	<b>(D)</b>	<b>77</b>	<b>43</b>	<b>21</b>	<b>9</b>	<b>3</b>	<b>1</b>	—	—	—	—													
445	Food & beverage stores .....	157	478	1 941	17	8	5	1	2	1	—	—	—	—													
4451	Grocery stores .....	(C)	(D)	(D)	11	5	3	—	2	1	—	—	—	—													
44511	Grocery (except convenience) stores .....	101	349	1 376	7	4	—	—	2	1	—	—	—	—													
445110	Grocery (except convenience) stores .....	101	349	1 376	7	4	—	—	2	1	—	—	—	—													
<b>48-49</b>	<b>Transportation &amp; warehousing .....</b>	<b>72</b>	<b>531</b>	<b>2 348</b>	<b>21</b>	<b>18</b>	<b>1</b>	<b>1</b>	<b>1</b>	—	—	—	—	—													
51	Information .....	(B)	(D)	(D)	8	7	—	1	—	—	—	—	—	—													
52	Finance & insurance .....	(C)	(D)	(D)	21	10	9	—	2	—	—	—	—	—													
53	Real estate & rental & leasing .....	(B)	(D)	(D)	13	11	2	—	—	—	—	—	—	—													
54	Professional, scientific & technical services .....	61	385	1 706	22	17	4	1	—	—	—	—	—	—													

See footnotes at end of table.

**Table 6. Counties—Employees, Payroll, and Establishments by Industry: 2001—Con.**

[Excludes most government employees, railroad employees, and self-employed persons. Size class 1 to 4 includes establishments with payroll, but no employees, during mid-March pay period. (D) denotes figures withheld to avoid disclosing data for individual companies; the data are included in broader industry totals. Detailed industries with 100 or more employees are shown if industry was not a (D). For explanation of terms, abbreviations, and data reliability/comparability, see introductory text]

NAICS code	Industry	Number of employees for week including March 12	Payroll (\$1,000)		Total number of establishments	Number of establishments by employment-size class								
			First quarter	Annual		1 to 4	5 to 9	10 to 19	20 to 49	50 to 99	100 to 249	250 to 499	500 to 999	1,000 or more
<b>SOMERSET—Con.</b>														
55	Management of companies & enterprises	(A)	(D)	(D)	2	—	1	1	—	—	—	—	—	—
56	Admin, support, waste mgt, remediation services	(B)	(D)	(D)	10	6	2	2	—	—	—	—	—	—
61	Educational services	(B)	(D)	(D)	3	—	1	2	—	—	—	—	—	—
62	Health care and social assistance	768	4 288	17 708	35	12	10	7	3	1	2	—	—	—
622	Hospitals	(C)	(D)	(D)	1	—	—	—	—	—	1	—	—	—
6221	General medical & surgical hospitals	(C)	(D)	(D)	1	—	—	—	—	—	1	—	—	—
62211	General medical & surgical hospitals	(C)	(D)	(D)	1	—	—	—	—	—	1	—	—	—
623	Nursing & residential care facilities	(E)	(D)	(D)	9	—	2	5	—	1	1	—	—	—
6231	Nursing care facilities	(C)	(D)	(D)	1	—	—	—	—	—	1	—	—	—
62311	Nursing care facilities	(C)	(D)	(D)	1	—	—	—	—	—	1	—	—	—
624	Social assistance	(C)	(D)	(D)	10	4	4	—	2	—	—	—	—	—
71	Arts, entertainment & recreation	(B)	(D)	(D)	6	5	—	1	—	—	—	—	—	—
72	Accommodation & food services	300	545	2 486	20	5	4	5	5	1	—	—	—	—
722	Food services & drinking places	291	534	2 387	17	2	4	5	5	1	—	—	—	—
7221	Full-service restaurants	214	391	1 796	12	2	2	4	3	1	—	—	—	—
72211	Full-service restaurants	214	391	1 796	12	2	2	4	3	1	—	—	—	—
722110	Full-service restaurants	214	391	1 796	12	2	2	4	3	1	—	—	—	—
81	Other services (except public administration)	183	618	2 578	45	36	7	1	—	1	—	—	—	—
813	Religious, grantmaking, civic, prof & like organizations	105	290	1 240	24	20	3	—	—	1	—	—	—	—
99	Unclassified establishments	(A)	(D)	(D)	9	8	1	—	—	—	—	—	—	—
<b>TALBOT</b>														
	<b>Total</b>	17 476	112 863	473 160	1 485	827	305	185	109	40	13	3	2	1
11	Forestry, fishing, hunting, and agriculture support	(B)	(D)	(D)	4	2	1	1	—	—	—	—	—	—
23	Construction	1 371	8 635	40 766	209	123	51	21	11	3	—	—	—	—
233	Building, developing & general contracting	617	4 008	18 873	88	50	23	9	4	2	—	—	—	—
2332	Residential building construction	445	2 802	12 202	76	44	22	7	3	—	—	—	—	—
23321	Single-family housing construction	429	2 604	11 569	72	42	20	7	3	—	—	—	—	—
233210	Single-family housing construction	429	2 604	11 569	72	42	20	7	3	—	—	—	—	—
2333	Nonresidential building construction	(C)	(D)	(D)	7	3	1	1	1	1	—	—	—	—
235	Special trade contractors	696	4 153	19 347	112	69	25	10	7	1	—	—	—	—
2351	Plumbing, heating & AC contractor	273	1 919	8 505	26	12	6	5	2	1	—	—	—	—
23511	Plumbing, heating & AC contractor	273	1 919	8 505	26	12	6	5	2	1	—	—	—	—
235110	Plumbing, heating & AC contractor	273	1 919	8 505	26	12	6	5	2	1	—	—	—	—
31-33	Manufacturing	2 843	19 997	73 293	45	19	8	4	5	3	3	1	2	—
311	Food mfg	(F)	(D)	(D)	3	—	1	—	1	—	—	—	1	—
3116	Animal slaughtering & processing	(F)	(D)	(D)	1	—	—	—	—	—	—	—	1	—
31161	Animal slaughtering & processing	(F)	(D)	(D)	1	—	—	—	—	—	—	—	1	—
313	Textile mills	(C)	(D)	(D)	2	1	—	—	—	—	1	—	—	—
3132	Fabric mills	(C)	(D)	(D)	2	1	—	—	—	—	1	—	—	—
31323	Nonwoven fabric mills	(C)	(D)	(D)	1	—	—	—	—	—	1	—	—	—
321	Wood product mfg	241	1 419	5 945	4	1	—	1	1	—	1	—	—	—
3212	Veneer, plywood & engineered wood product mfg	(C)	(D)	(D)	1	—	—	—	—	—	1	—	—	—
32121	Veneer, plywood & engineered wood product mfg	(C)	(D)	(D)	1	—	—	—	—	—	1	—	—	—
323	Printing & related support activities	386	3 815	11 464	6	2	1	—	2	—	—	1	—	—
3231	Printing & related support activities	386	3 815	11 464	6	2	1	—	2	—	—	1	—	—
32311	Printing	(E)	(D)	(D)	4	1	1	—	1	—	—	1	—	—
325	Chemical mfg	109	1 186	3 965	4	2	—	—	—	2	—	—	—	—
333	Machinery mfg	(G)	(D)	(D)	3	1	—	—	—	1	—	—	1	—
3339	Other general purpose machinery mfg	(F)	(D)	(D)	1	—	—	—	—	—	—	—	1	—
33399	All other general purpose machinery mfg	(F)	(D)	(D)	1	—	—	—	—	—	—	—	1	—
339	Miscellaneous mfg	(C)	(D)	(D)	5	2	1	1	—	—	1	—	—	—
3399	Other miscellaneous mfg	(C)	(D)	(D)	3	1	1	—	—	—	1	—	—	—
33999	All other misc mfg	(C)	(D)	(D)	2	—	1	—	—	—	1	—	—	—
42	Wholesale trade	494	4 222	17 018	62	34	11	11	4	2	—	—	—	—
421	Wholesale trade, durable goods	282	2 732	10 890	37	20	7	7	2	1	—	—	—	—
4218	Machinery, equipment & supplies whse	172	1 376	6 286	11	4	1	3	2	1	—	—	—	—
42182	Farm & garden machinery & equipment whse	108	823	3 365	3	—	—	1	1	1	—	—	—	—
421820	Farm & garden machinery & equipment whse	108	823	3 365	3	—	—	1	1	1	—	—	—	—
422	Wholesale trade, nondurable goods	212	1 490	6 128	25	14	4	4	2	1	—	—	—	—
4224	Grocery & related product whse	121	945	3 701	14	11	—	1	1	1	—	—	—	—

See footnotes at end of table.

**Table 6. Counties—Employees, Payroll, and Establishments by Industry: 2001—Con.**

[Excludes most government employees, railroad employees, and self-employed persons. Size class 1 to 4 includes establishments with payroll, but no employees, during mid-March pay period. (D) denotes figures withheld to avoid disclosing data for individual companies; the data are included in broader industry totals. Detailed industries with 100 or more employees are shown if industry was not a (D). For explanation of terms, abbreviations, and data reliability/comparability, see introductory text]

NAICS code	Industry	Number of employees for week including March 12	Payroll (\$1,000)		Total number of establishments	Number of establishments by employment-size class								
			First quarter	Annual		1 to 4	5 to 9	10 to 19	20 to 49	50 to 99	100 to 249	250 to 499	500 to 999	1,000 or more
<b>TALBOT—Con.</b>														
<b>44-45</b>	<b>Retail trade</b> .....	<b>2 733</b>	<b>13 958</b>	<b>59 316</b>	<b>259</b>	<b>126</b>	<b>63</b>	<b>41</b>	<b>21</b>	<b>5</b>	<b>2</b>	<b>1</b>		
441	Motor vehicle & parts dealers .....	469	3 571	15 191	34	15	5	8	5	1				
4411	Automobile dealers .....	279	2 331	10 069	13	6		2	4	1				
44111	New car dealers .....	257	2 217	9 625	7	1		1	4	1				
441110	New car dealers .....	257	2 217	9 625	7	1		1	4	1				
4413	Automotive parts, accessories & tire stores .....	113	763	3 006	11	5	2	3	1					
444	Bldg material & garden equip & supp dealers .....	333	2 201	9 376	32	15	5	8	3	1				
4441	Building material & supplies dealers .....	266	1 941	8 143	25	12	5	4	3	1				
44419	Other building material dealers .....	119	1 080	4 901	17	10	3	1	3					
444190	Other building material dealers .....	119	1 080	4 901	17	10	3	1	3					
445	Food & beverage stores .....	608	2 901	11 845	41	18	13	1	6	1	2			
4451	Grocery stores .....	556	2 739	11 140	26	10	6	1	6	1	2			
44511	Grocery (except convenience) stores .....	519	2 618	10 530	17	5	2	1	6	1	2			
445110	Grocery (except convenience) stores .....	519	2 618	10 530	17	5	2	1	6	1	2			
446	Health & personal care stores .....	151	698	3 052	15	5	5	3	2					
4461	Health & personal care stores .....	151	698	3 052	15	5	5	3	2					
447	Gasoline stations .....	118	380	1 550	17	6	8	3						
4471	Gasoline stations .....	118	380	1 550	17	6	8	3						
448	Clothing & clothing accessories stores .....	184	560	2 958	27	17	5	4		1				
4481	Clothing stores .....	141	352	2 030	18	12	2	3		1				
451	Sporting goods, hobby, book & music stores .....	102	279	891	13	5	4	3	1					
452	General merchandise stores .....	366	1 470	5 729	9	2	5			1		1		
4521	Department stores .....	(E)	(D)	(D)	2					1		1		
45211	Department stores .....	(E)	(D)	(D)	2					1		1		
453	Miscellaneous store retailers .....	192	547	2 288	35	22	7	3	3					
454	Nonstore retailers .....	114	859	3 492	14	6	2	6						
<b>48-49</b>	<b>Transportation &amp; warehousing</b> .....	<b>199</b>	<b>1 132</b>	<b>5 605</b>	<b>33</b>	<b>23</b>	<b>2</b>	<b>3</b>	<b>5</b>					
<b>51</b>	<b>Information</b> .....	<b>564</b>	<b>3 357</b>	<b>13 962</b>	<b>26</b>	<b>15</b>	<b>4</b>	<b>2</b>	<b>4</b>			<b>1</b>		
511	Publishing industries .....	373	1 788	7 457	9	6		2				1		
5111	Newspaper, periodical, book, database publishers .....	373	1 788	7 457	9	6		2				1		
51111	Newspaper publishers .....	(E)	(D)	(D)	3			2				1		
513	Broadcasting & telecommunications .....	107	966	3 805	7	3	2		2					
<b>52</b>	<b>Finance &amp; insurance</b> .....	<b>674</b>	<b>8 334</b>	<b>31 005</b>	<b>75</b>	<b>40</b>	<b>19</b>	<b>8</b>	<b>5</b>	<b>3</b>				
522	Credit intermediation & related activities .....	252	2 531	9 857	26	10	9	3	3	1				
5221	Depository credit intermediation .....	(C)	(D)	(D)	19	6	6	3	3	1				
52211	Commercial banking .....	216	2 089	7 634	18	5	6	3	3	1				
522110	Commercial banking .....	216	2 089	7 634	18	5	6	3	3	1				
524	Insurance carriers & related activities .....	319	3 255	12 135	31	19	7	2	1	2				
5241	Insurance carriers .....	115	1 313	4 522	5	2	1	1		1				
52411	Direct life, health, medical insurance carriers .....	(C)	(D)	(D)	2		1			1				
5242	Agencies & other insurance related activities .....	204	1 942	7 613	26	17	6	1	1	1				
52421	Insurance agencies & brokerages .....	113	1 084	4 547	21	15	5		1					
524210	Insurance agencies & brokerages .....	113	1 084	4 547	21	15	5		1					
<b>53</b>	<b>Real estate &amp; rental &amp; leasing</b> .....	<b>197</b>	<b>1 070</b>	<b>4 802</b>	<b>80</b>	<b>69</b>	<b>8</b>	<b>3</b>						
531	Real estate .....	168	952	4 292	70	60	8	2						
<b>54</b>	<b>Professional, scientific &amp; technical services</b> .....	<b>921</b>	<b>11 685</b>	<b>42 745</b>	<b>141</b>	<b>102</b>	<b>15</b>	<b>17</b>	<b>4</b>	<b>2</b>	<b>1</b>			
541	Professional, scientific & technical services .....	921	11 685	42 745	141	102	15	17	4	2	1			
5411	Legal services .....	150	1 383	6 371	32	22	4	6						
54111	Offices of lawyers .....	(C)	(D)	(D)	29	20	4	5						
5412	Accounting, tax prep, bookkeep, payroll services .....	116	1 139	3 864	22	16	4	1	1					
54121	Accounting, tax prep, bookkeep, payroll services .....	116	1 139	3 864	22	16	4	1	1					
5413	Architectural, engineering & related services .....	237	2 331	11 685	26	18	1	3	3	1				
5415	Computer systems design & related services .....	(C)	(D)	(D)	5	3		1			1			
54151	Computer systems design & related services .....	(C)	(D)	(D)	5	3		1			1			
5416	Management, sci & tech consulting services .....	143	4 237	13 959	27	21	4	1		1				
54161	Management consulting services .....	102	3 971	12 858	18	16	1			1				
<b>55</b>	<b>Management of companies &amp; enterprises</b> .....	<b>(B)</b>	<b>(D)</b>	<b>(D)</b>	<b>4</b>	<b>2</b>		<b>1</b>	<b>1</b>					
<b>56</b>	<b>Admin, support, waste mgt, remediation services</b> .....	<b>1 007</b>	<b>5 569</b>	<b>28 183</b>	<b>93</b>	<b>50</b>	<b>22</b>	<b>12</b>	<b>4</b>	<b>3</b>	<b>2</b>			
561	Administrative & support services .....	953	5 186	26 460	85	47	19	11	3	3	2			
5613	Employment services .....	416	1 662	9 817	5		1	1		1	2			
56132	Temporary help services .....	(E)	(D)	(D)	4			1		1	2			
5617	Services to buildings & dwellings .....	359	1 468	7 956	56	28	17	8	3					
56173	Landscaping services .....	151	641	3 581	32	20	7	4	1					
561730	Landscaping services .....	151	641	3 581	32	20	7	4	1					
<b>61</b>	<b>Educational services</b> .....	<b>265</b>	<b>1 730</b>	<b>6 929</b>	<b>16</b>	<b>10</b>	<b>1</b>	<b>1</b>	<b>2</b>	<b>2</b>				
611	Educational services .....	265	1 730	6 929	16	10	1	1	2	2				
6111	Elementary & secondary schools .....	169	1 063	4 378	6	3		1	1	1				
61111	Elementary & secondary schools .....	169	1 063	4 378	6	3		1	1	1				
611110	Elementary & secondary schools .....	169	1 063	4 378	6	3		1	1	1				

See footnotes at end of table.

**Table 6. Counties—Employees, Payroll, and Establishments by Industry: 2001—Con.**

[Excludes most government employees, railroad employees, and self-employed persons. Size class 1 to 4 includes establishments with payroll, but no employees, during mid-March pay period. (D) denotes figures withheld to avoid disclosing data for individual companies; the data are included in broader industry totals. Detailed industries with 100 or more employees are shown if industry was not a (D). For explanation of terms, abbreviations, and data reliability/comparability, see introductory text]

NAICS code	Industry	Number of employees for week including March 12	Payroll (\$1,000)		Total number of establishments	Number of establishments by employment-size class									
			First quarter	Annual		1 to 4	5 to 9	10 to 19	20 to 49	50 to 99	100 to 249	250 to 499	500 to 999	1,000 or more	
<b>TALBOT—Con.</b>															
<b>62</b>	<b>Health care and social assistance . . . . .</b>	<b>2 940</b>	<b>20 704</b>	<b>90 508</b>	<b>127</b>	<b>46</b>	<b>43</b>	<b>16</b>	<b>15</b>	<b>3</b>	<b>3</b>	—	—	<b>1</b>	
621	Ambulatory health care services . . . . .	808	8 456	38 396	95	32	41	14	6	2	—	—	—	—	
6211	Offices of physicians . . . . .	412	5 870	27 137	49	16	21	8	3	1	—	—	—	—	
62111	Offices of physicians . . . . .	412	5 870	27 137	49	16	21	8	3	1	—	—	—	—	
621111	Offices of physicians (exc mental health) . . . . .	404	5 772	26 779	44	12	20	8	3	1	—	—	—	—	
6212	Offices of dentists . . . . .	128	816	3 651	20	6	11	3	—	—	—	—	—	—	
62121	Offices of dentists . . . . .	128	816	3 651	20	6	11	3	—	—	—	—	—	—	
621210	Offices of dentists . . . . .	128	816	3 651	20	6	11	3	—	—	—	—	—	—	
6216	Home health care services . . . . .	111	663	2 834	6	1	2	1	1	1	—	—	—	—	
62161	Home health care services . . . . .	111	663	2 834	6	1	2	1	1	1	—	—	—	—	
621610	Home health care services . . . . .	111	663	2 834	6	1	2	1	1	1	—	—	—	—	
622	Hospitals . . . . .	(G)	(D)	(D)	1	—	—	—	—	—	—	—	—	1	
6221	General medical & surgical hospitals . . . . .	(G)	(D)	(D)	1	—	—	—	—	—	—	—	—	1	
62211	General medical & surgical hospitals . . . . .	(G)	(D)	(D)	1	—	—	—	—	—	—	—	—	1	
623	Nursing & residential care facilities . . . . .	622	2 576	10 949	11	3	1	—	5	—	2	—	—	—	
6231	Nursing care facilities . . . . .	(C)	(D)	(D)	3	1	1	—	—	—	1	—	—	—	
62311	Nursing care facilities . . . . .	(C)	(D)	(D)	3	1	1	—	—	—	1	—	—	—	
6233	Community care facilities for the elderly . . . . .	337	1 251	5 127	6	2	—	—	3	—	1	—	—	—	
62331	Community care facilities for the elderly . . . . .	337	1 251	5 127	6	2	—	—	3	—	1	—	—	—	
624	Social assistance . . . . .	(E)	(D)	(D)	20	11	1	2	4	1	1	—	—	—	
6243	Vocational rehabilitation services . . . . .	231	669	2 643	4	—	—	—	2	1	1	—	—	—	
62431	Vocational rehabilitation services . . . . .	231	669	2 643	4	—	—	—	2	1	1	—	—	—	
624310	Vocational rehabilitation services . . . . .	231	669	2 643	4	—	—	—	2	1	1	—	—	—	
<b>71</b>	<b>Arts, entertainment &amp; recreation . . . . .</b>	<b>244</b>	<b>1 058</b>	<b>5 410</b>	<b>31</b>	<b>18</b>	<b>7</b>	<b>3</b>	<b>1</b>	<b>2</b>	—	—	—	—	
713	Amusement, gambling & recreation industries . . . . .	176	715	3 662	23	12	6	3	1	1	—	—	—	—	
7139	Other amusement & recreation industries . . . . .	176	715	3 662	23	12	6	3	1	1	—	—	—	—	
<b>72</b>	<b>Accommodation &amp; food services . . . . .</b>	<b>1 940</b>	<b>5 566</b>	<b>27 592</b>	<b>111</b>	<b>40</b>	<b>18</b>	<b>20</b>	<b>22</b>	<b>10</b>	<b>1</b>	—	—	—	
721	Accommodation . . . . .	407	2 023	8 958	22	11	4	3	—	3	1	—	—	—	
7211	Traveler accommodation . . . . .	407	2 023	8 958	22	11	4	3	—	3	1	—	—	—	
72111	Hotels (exc casino hotels) & motels . . . . .	355	1 894	7 882	13	6	2	1	—	3	1	—	—	—	
721110	Hotels (exc casino hotels) & motels . . . . .	355	1 894	7 882	13	6	2	1	—	3	1	—	—	—	
722	Food services & drinking places . . . . .	1 533	3 543	18 634	89	29	14	17	22	7	—	—	—	—	
7221	Full-service restaurants . . . . .	987	2 225	12 869	52	15	8	11	13	5	—	—	—	—	
72211	Full-service restaurants . . . . .	987	2 225	12 869	52	15	8	11	13	5	—	—	—	—	
722110	Full-service restaurants . . . . .	987	2 225	12 869	52	15	8	11	13	5	—	—	—	—	
7222	Limited-service eating places . . . . .	482	1 102	4 762	29	11	3	5	8	2	—	—	—	—	
72221	Limited-service eating places . . . . .	482	1 102	4 762	29	11	3	5	8	2	—	—	—	—	
<b>81</b>	<b>Other services (except public administration) . . . . .</b>	<b>937</b>	<b>4 673</b>	<b>20 861</b>	<b>152</b>	<b>93</b>	<b>32</b>	<b>20</b>	<b>5</b>	<b>1</b>	<b>1</b>	—	—	—	
811	Repair & maintenance . . . . .	354	1 806	7 727	54	29	12	9	4	—	—	—	—	—	
8111	Automotive repair & maintenance . . . . .	220	1 067	4 492	31	14	10	5	2	—	—	—	—	—	
812	Personal & laundry services . . . . .	184	617	2 738	36	25	5	5	1	—	—	—	—	—	
813	Religious, grantmaking, civic, prof & like organizations . . . . .	399	2 250	10 396	62	39	15	6	—	1	1	—	—	—	
8131	Religious organizations . . . . .	135	466	1 922	30	18	8	4	—	—	—	—	—	—	
81311	Religious organizations . . . . .	135	466	1 922	30	18	8	4	—	—	—	—	—	—	
813110	Religious organizations . . . . .	135	466	1 922	30	18	8	4	—	—	—	—	—	—	
8139	Business, labor, political, like organizations . . . . .	137	1 308	6 402	9	5	3	—	—	—	1	—	—	—	
81392	Professional organizations . . . . .	(C)	(D)	(D)	2	1	—	—	—	—	1	—	—	—	
<b>95</b>	<b>Auxiliaries (exc corporate, subsidiary &amp; regional mgt) . . . . .</b>	<b>(B)</b>	<b>(D)</b>	<b>(D)</b>	<b>4</b>	<b>2</b>	—	<b>1</b>	—	<b>1</b>	—	—	—	—	
<b>99</b>	<b>Unclassified establishments . . . . .</b>	<b>(A)</b>	<b>(D)</b>	<b>(D)</b>	<b>13</b>	<b>13</b>	—	—	—	—	—	—	—	—	
<b>WASHINGTON</b>															
	<b>Total . . . . .</b>	<b>58 243</b>	<b>397 579</b>	<b>1 639 836</b>	<b>3 362</b>	<b>1 605</b>	<b>748</b>	<b>493</b>	<b>320</b>	<b>104</b>	<b>71</b>	<b>13</b>	<b>3</b>	<b>5</b>	
<b>11</b>	<b>Forestry, fishing, hunting, and agriculture support . . . . .</b>	<b>28</b>	<b>56</b>	<b>129</b>	<b>3</b>	<b>1</b>	<b>1</b>	<b>1</b>	—	—	—	—	—	—	
<b>21</b>	<b>Mining . . . . .</b>	<b>(B)</b>	<b>(D)</b>	<b>(D)</b>	<b>3</b>	—	—	<b>2</b>	<b>1</b>	—	—	—	—	—	
<b>22</b>	<b>Utilities . . . . .</b>	<b>(E)</b>	<b>(D)</b>	<b>(D)</b>	<b>5</b>	<b>1</b>	—	—	<b>1</b>	<b>1</b>	<b>2</b>	—	—	—	
221	Utilities . . . . .	(E)	(D)	(D)	5	1	—	—	1	1	2	—	—	—	
2211	Elec pwr generation, transmsn & distribution . . . . .	(E)	(D)	(D)	4	1	—	—	—	1	2	—	—	—	
22112	Electric pwr transmsn, control & distribution . . . . .	(E)	(D)	(D)	3	1	—	—	—	—	2	—	—	—	

See footnotes at end of table.



**Table 6. Counties—Employees, Payroll, and Establishments by Industry: 2001—Con.**

[Excludes most government employees, railroad employees, and self-employed persons. Size class 1 to 4 includes establishments with payroll, but no employees, during mid-March pay period. (D) denotes figures withheld to avoid disclosing data for individual companies; the data are included in broader industry totals. Detailed industries with 100 or more employees are shown if industry was not a (D). For explanation of terms, abbreviations, and data reliability/comparability, see introductory text]

NAICS code	Industry	Number of employees for week including March 12	Payroll (\$1,000)		Total number of establishments	Number of establishments by employment-size class								
			First quarter	Annual		1 to 4	5 to 9	10 to 19	20 to 49	50 to 99	100 to 249	250 to 499	500 to 999	1,000 or more
<b>WASHINGTON—Con.</b>														
<b>23</b>	<b>Construction</b>	<b>3 545</b>	<b>23 213</b>	<b>110 370</b>	<b>430</b>	<b>260</b>	<b>78</b>	<b>46</b>	<b>36</b>	<b>6</b>	<b>4</b>	—	—	—
233	Building, developing & general contracting	993	6 448	29 591	136	92	22	9	10	2	1	—	—	—
2332	Residential building construction	412	2 284	10 887	107	81	18	6	1	1	—	—	—	—
23321	Single-family housing construction	399	2 215	10 432	103	78	18	5	1	1	—	—	—	—
233210	Single-family housing construction	399	2 215	10 432	103	78	18	5	1	1	—	—	—	—
2333	Nonresidential building construction	(F)	(D)	(D)	23	7	3	3	8	1	1	—	—	—
23332	Commercial & institutional bldg construction	537	3 936	17 556	22	6	3	3	8	1	1	—	—	—
233320	Commercial & institutional bldg construction	537	3 936	17 556	22	6	3	3	8	1	1	—	—	—
234	Heavy construction	209	1 604	9 076	19	9	5	2	2	1	—	—	—	—
2349	Other heavy construction	196	1 544	8 801	14	5	4	2	2	1	—	—	—	—
23491	Water, sewer & pipeline construction	(C)	(D)	(D)	3	—	2	—	—	1	—	—	—	—
235	Special trade contractors	2 343	15 161	71 703	275	159	51	35	24	3	3	—	—	—
2351	Plumbing, heating & AC contractor	522	3 751	15 704	55	29	10	8	7	1	—	—	—	—
23511	Plumbing, heating & AC contractor	522	3 751	15 704	55	29	10	8	7	1	—	—	—	—
235110	Plumbing, heating & AC contractor	522	3 751	15 704	55	29	10	8	7	1	—	—	—	—
2353	Electrical contractors	484	3 755	17 163	50	26	10	8	5	—	1	—	—	—
23531	Electrical contractors	484	3 755	17 163	50	26	10	8	5	—	1	—	—	—
235310	Electrical contractors	484	3 755	17 163	50	26	10	8	5	—	1	—	—	—
2354	Masonry, drywall, insulation, tile contractors	428	2 207	11 096	43	25	9	3	4	1	1	—	—	—
23541	Masonry & stone contractors	299	1 563	7 863	28	18	5	1	2	1	1	—	—	—
235410	Masonry & stone contractors	299	1 563	7 863	28	18	5	1	2	1	1	—	—	—
23542	Drywall, acoustical & insulation contractors	113	578	2 944	11	4	3	2	2	—	—	—	—	—
235420	Drywall, acoustical & insulation contractors	113	578	2 944	11	4	3	2	2	—	—	—	—	—
2355	Carpentry & floor contractors	(C)	(D)	(D)	34	22	8	2	2	—	—	—	—	—
23551	Carpentry contractors	123	687	2 988	30	20	7	2	1	—	—	—	—	—
235510	Carpentry contractors	123	687	2 988	30	20	7	2	1	—	—	—	—	—
2357	Concrete contractors	326	1 847	11 910	24	13	3	5	1	1	1	—	—	—
23571	Concrete contractors	326	1 847	11 910	24	13	3	5	1	1	1	—	—	—
235710	Concrete contractors	326	1 847	11 910	24	13	3	5	1	1	1	—	—	—
2359	Other special trade contractors	284	2 000	8 251	39	23	6	7	3	—	—	—	—	—
<b>31-33</b>	<b>Manufacturing</b>	<b>9 665</b>	<b>91 233</b>	<b>350 711</b>	<b>145</b>	<b>45</b>	<b>20</b>	<b>24</b>	<b>15</b>	<b>21</b>	<b>12</b>	<b>4</b>	<b>2</b>	<b>2</b>
311	Food mfg	744	5 668	22 747	10	2	—	3	2	1	1	—	—	—
3115	Dairy product mfg	(F)	(D)	(D)	2	—	—	—	—	1	—	1	—	—
31152	Ice cream & frozen dessert mfg	(E)	(D)	(D)	1	—	—	—	—	—	—	1	—	—
3118	Bakeries & tortilla mfg	149	619	2 357	5	2	—	2	—	—	1	—	—	—
31181	Bread & bakery product mfg	149	619	2 357	5	2	—	2	—	—	1	—	—	—
313	Textile mills	(F)	(D)	(D)	3	—	—	—	—	2	—	—	1	—
3132	Fabric mills	(F)	(D)	(D)	2	—	—	—	—	1	—	—	1	—
31322	Narrow fabric mills & schiffli mach embroidery	(F)	(D)	(D)	2	—	—	—	—	1	—	—	1	—
316	Leather & allied product mfg	(G)	(D)	(D)	1	—	—	—	—	—	—	—	—	1
3161	Leather & hide tanning & finishing	(G)	(D)	(D)	1	—	—	—	—	—	—	—	—	1
31611	Leather & hide tanning & finishing	(G)	(D)	(D)	1	—	—	—	—	—	—	—	—	1
321	Wood product mfg	146	920	4 031	8	2	2	1	2	1	—	—	—	—
322	Paper mfg	411	3 140	11 421	3	—	—	—	—	1	2	—	—	—
3222	Converted paper product mfg	(E)	(D)	(D)	2	—	—	—	—	—	2	—	—	—
32221	Paperboard container mfg	(C)	(D)	(D)	1	—	—	—	—	—	1	—	—	—
32222	Paper bag & coated & treated paper mfg	(C)	(D)	(D)	1	—	—	—	—	—	1	—	—	—
323	Printing & related support activities	1 025	8 603	36 315	13	3	3	2	—	2	2	1	—	—
3231	Printing & related support activities	1 025	8 603	36 315	13	3	3	2	—	2	2	1	—	—
32311	Printing	(F)	(D)	(D)	12	3	3	2	—	2	2	—	—	—
323110	Commercial lithographic printing	130	1 282	5 516	5	1	1	2	—	1	—	—	—	—
32312	Printing support activities	(E)	(D)	(D)	1	—	—	—	—	—	—	1	—	—
325	Chemical mfg	208	2 068	7 921	6	1	3	1	—	—	1	—	—	—
3255	Paint, coating & adhesive mfg	(C)	(D)	(D)	2	1	—	—	—	—	1	—	—	—
32551	Paint & coating mfg	(C)	(D)	(D)	1	—	—	—	—	—	1	—	—	—
326	Plastics & rubber products mfg	963	6 790	29 572	10	1	1	1	1	3	2	1	—	—
3261	Plastics product mfg	(F)	(D)	(D)	8	1	1	1	—	3	1	1	—	—
32614	Polystyrene foam product mfg	(C)	(D)	(D)	1	—	—	—	—	—	1	—	—	—
32619	Other plastics product mfg	(F)	(D)	(D)	5	1	—	1	—	2	—	1	—	—
326199	All other plastics product mfg	527	4 619	20 775	4	—	—	1	—	2	—	1	—	—
3262	Rubber product mfg	(C)	(D)	(D)	2	—	—	—	1	—	1	—	—	—
32629	Other rubber product mfg	(C)	(D)	(D)	1	—	—	—	—	—	1	—	—	—
327	Nonmetallic mineral product mfg	478	4 581	16 287	12	2	1	4	1	2	2	—	—	—
3271	Clay product & refractory mfg	(C)	(D)	(D)	4	2	—	—	—	1	1	—	—	—
32712	Clay building material & refractories mfg	(C)	(D)	(D)	2	1	—	—	—	—	1	—	—	—
3273	Cement & concrete product mfg	254	2 602	9 541	7	—	1	3	1	1	1	—	—	—
32731	Cement mfg	(C)	(D)	(D)	1	—	—	—	—	—	1	—	—	—
332	Fabricated metal product mfg	750	5 462	22 222	24	9	1	2	5	6	1	—	—	—
3323	Architectural & structural metals mfg	453	3 456	13 484	13	4	1	—	4	3	1	—	—	—
33232	Ornamental & architectural metal prod mfg	(E)	(D)	(D)	11	3	1	—	3	3	1	—	—	—
332322	Sheet metal work mfg	271	2 029	7 477	6	—	1	—	2	3	—	—	—	—
3325	Hardware mfg	(C)	(D)	(D)	2	—	—	—	—	2	—	—	—	—
33251	Hardware mfg	(C)	(D)	(D)	2	—	—	—	—	2	—	—	—	—
3327	Mach shops, turn prod, screw, nut, bolt mfg	113	680	2 596	6	3	—	1	1	1	—	—	—	—
33271	Machine shops	113	680	2 596	6	3	—	1	1	1	—	—	—	—
332710	Machine shops	113	680	2 596	6	3	—	1	1	1	—	—	—	—

See footnotes at end of table.

**Table 6. Counties—Employees, Payroll, and Establishments by Industry: 2001—Con.**

[Excludes most government employees, railroad employees, and self-employed persons. Size class 1 to 4 includes establishments with payroll, but no employees, during mid-March pay period. (D) denotes figures withheld to avoid disclosing data for individual companies; the data are included in broader industry totals. Detailed industries with 100 or more employees are shown if industry was not a (D). For explanation of terms, abbreviations, and data reliability/comparability, see introductory text]

NAICS code	Industry	Number of employees for week including March 12	Payroll (\$1,000)		Total number of establishments	Number of establishments by employment-size class								
			First quarter	Annual		1 to 4	5 to 9	10 to 19	20 to 49	50 to 99	100 to 249	250 to 499	500 to 999	1,000 or more
<b>WASHINGTON—Con.</b>														
<b>31-33 Manufacturing—Con.</b>														
333	Machinery mfg .....	(G)	(D)	(D)	4	2	1	—	—	—	—	—	—	1
3336	Engine, turbine & power transmsn equip mfg ...	(G)	(D)	(D)	1	—	—	—	—	—	—	—	—	1
33361	Engine, turbine & power transmsn equip mfg .	(G)	(D)	(D)	1	—	—	—	—	—	—	—	—	1
336	Transportation equipment mfg .....	(G)	(D)	(D)	5	1	—	1	1	—	—	1	1	—
3362	Motor vehicle body & trailer mfg .....	(F)	(D)	(D)	2	—	—	1	—	—	—	—	1	—
33621	Motor vehicle body & trailer mfg .....	(F)	(D)	(D)	2	—	—	1	—	—	—	—	1	—
3363	Motor vehicle parts mfg .....	(E)	(D)	(D)	2	—	—	—	1	—	—	—	1	—
33632	MV electrical & electronic equipment mfg ....	(E)	(D)	(D)	1	—	—	—	—	—	—	—	1	—
337	Furniture & related product mfg .....	480	3 405	12 889	12	1	4	3	—	3	1	—	—	—
3371	HH & institutional furniture & kitchen cabinet mfg .....	(E)	(D)	(D)	11	1	4	3	—	3	—	—	—	—
33711	Wood kitchen cabinet & countertop mfg .....	128	801	3 524	5	1	1	2	—	1	—	—	—	—
337110	Wood kitchen cabinet & countertop mfg ....	128	801	3 524	5	1	1	2	—	1	—	—	—	—
33712	Household & institutional furniture mfg .....	(C)	(D)	(D)	6	—	3	1	—	2	—	—	—	—
337122	Nonupholstered wood household furniture mfg .....	111	826	3 155	4	—	3	—	—	1	—	—	—	—
3379	Other furniture related product mfg .....	(C)	(D)	(D)	1	—	—	—	—	—	—	—	—	—
33791	Mattress mfg .....	(C)	(D)	(D)	1	—	—	—	—	—	—	—	—	—
<b>42</b>	<b>Wholesale trade .....</b>	<b>2 267</b>	<b>18 958</b>	<b>85 444</b>	<b>147</b>	<b>57</b>	<b>35</b>	<b>31</b>	<b>15</b>	<b>4</b>	<b>5</b>	—	—	—
421	Wholesale trade, durable goods .....	1 388	11 850	51 876	109	44	29	20	12	2	2	—	—	—
4211	Motor vehicle, motor vehicle pt & supply whsle .	170	1 354	5 563	12	5	1	4	2	—	—	—	—	—
42111	Automobile & other motor vehicle whsle .....	136	1 175	4 841	6	1	—	3	2	—	—	—	—	—
421110	Automobile & other motor vehicle whsle ...	136	1 175	4 841	6	1	—	3	2	—	—	—	—	—
4216	Electrical goods whsle .....	253	2 442	10 511	12	3	4	2	2	—	1	—	—	—
42161	Elec equip, wiring supp, const material whsle .	211	2 106	8 825	7	1	3	1	1	—	1	—	—	—
421610	Elec equip, wiring supp, const material whsle .....	211	2 106	8 825	7	1	3	1	1	—	1	—	—	—
4217	Hardware, plumb & heating equip & sup whsle ..	319	1 917	11 520	13	3	6	2	1	—	1	—	—	—
42171	Hardware whsle .....	259	1 469	9 711	6	2	2	—	1	—	1	—	—	—
421710	Hardware whsle .....	259	1 469	9 711	6	2	2	—	1	—	1	—	—	—
4218	Machinery, equipment & supplies whsle .....	356	3 936	15 172	32	11	10	5	4	2	—	—	—	—
42183	Industrial machinery & equipment whsle .....	187	2 421	8 674	11	3	3	2	1	2	—	—	—	—
421830	Industrial machinery & equipment whsle ...	187	2 421	8 674	11	3	3	2	1	2	—	—	—	—
4219	Miscellaneous durable goods whsle .....	113	841	3 685	14	8	2	3	1	—	—	—	—	—
422	Wholesale trade, nondurable goods .....	879	7 108	33 568	38	13	6	11	3	2	3	—	—	—
4224	Grocery & related product whsle .....	543	4 379	22 470	12	2	1	4	1	2	2	—	—	—
42241	General line grocery whsle .....	(E)	(D)	(D)	2	—	—	—	—	—	2	—	—	—
42249	Other grocery & related products whsle .....	175	1 863	7 331	5	—	—	2	1	2	—	—	—	—
422490	Other grocery & related products whsle ....	175	1 863	7 331	5	—	—	2	1	2	—	—	—	—
4227	Petroleum & petroleum products whsle .....	(C)	(D)	(D)	3	1	—	1	—	—	1	—	—	—
42271	Petroleum bulk stations & terminals .....	(C)	(D)	(D)	3	1	—	1	—	—	1	—	—	—
<b>44-45</b>	<b>Retail trade .....</b>	<b>9 556</b>	<b>45 142</b>	<b>190 314</b>	<b>689</b>	<b>254</b>	<b>207</b>	<b>132</b>	<b>64</b>	<b>14</b>	<b>16</b>	<b>1</b>	<b>1</b>	—
441	Motor vehicle & parts dealers .....	1 450	10 538	46 577	64	24	20	10	2	4	3	1	—	—
4411	Automobile dealers .....	750	6 125	29 011	27	14	2	2	2	4	3	—	—	—
44111	New car dealers .....	711	5 931	27 923	11	1	—	1	2	4	3	—	—	—
441110	New car dealers .....	711	5 931	27 923	11	1	—	1	2	4	3	—	—	—
4413	Automotive parts, accessories & tire stores .....	638	4 114	15 890	29	9	12	7	—	—	—	1	—	—
44131	Automotive parts, accessories & tire stores ...	568	3 724	14 275	22	9	8	4	—	—	—	1	—	—
441310	Automotive parts, accessories & tire stores .	568	3 724	14 275	22	9	8	4	—	—	—	1	—	—
442	Furniture & home furnishing stores .....	419	2 187	9 283	43	11	16	14	1	1	—	—	—	—
4421	Furniture stores .....	215	1 283	5 454	19	5	6	7	—	1	—	—	—	—
44211	Furniture stores .....	215	1 283	5 454	19	5	6	7	—	1	—	—	—	—
442110	Furniture stores .....	215	1 283	5 454	19	5	6	7	—	1	—	—	—	—
4422	Home furnishings stores .....	204	904	3 829	24	6	10	7	1	—	—	—	—	—
44229	Other home furnishings stores .....	149	535	2 129	17	3	8	5	1	—	—	—	—	—
443	Electronics & appliance stores .....	176	937	3 930	20	13	5	—	1	1	—	—	—	—
4431	Electronics & appliance stores .....	176	937	3 930	20	13	5	—	1	1	—	—	—	—
44311	Appliance, TV & all other electronics stores ..	154	864	3 619	12	7	3	—	1	1	—	—	—	—
444	Bldg material & garden equip & supp dealers .....	825	5 209	23 482	54	19	12	13	7	1	2	—	—	—
4441	Building material & supplies dealers .....	661	4 391	19 535	39	15	7	10	4	1	2	—	—	—
44411	Home centers .....	(E)	(D)	(D)	4	—	—	1	—	—	2	—	—	—
44419	Other building material dealers .....	325	2 619	11 819	23	7	4	7	4	1	—	—	—	—
444190	Other building material dealers .....	325	2 619	11 819	23	7	4	7	4	1	—	—	—	—
4442	Lawn & garden equip & supplies stores .....	164	818	3 947	15	4	5	3	3	—	—	—	—	—
44422	Nursery & garden centers .....	132	739	3 548	11	3	3	2	3	—	—	—	—	—
444220	Nursery & garden centers .....	132	739	3 548	11	3	3	2	3	—	—	—	—	—
445	Food & beverage stores .....	1 444	5 886	22 858	93	41	25	12	8	3	4	—	—	—
4451	Grocery stores .....	1 253	5 055	19 864	46	12	9	10	8	3	4	—	—	—
44511	Grocery (except convenience) stores .....	1 177	4 811	18 795	34	5	7	7	8	3	4	—	—	—
445110	Grocery (except convenience) stores .....	1 177	4 811	18 795	34	5	7	7	8	3	4	—	—	—
4453	Beer, wine & liquor stores .....	141	645	2 248	34	21	11	2	—	—	—	—	—	—
44531	Beer, wine & liquor stores .....	141	645	2 248	34	21	11	2	—	—	—	—	—	—
445310	Beer, wine & liquor stores .....	141	645	2 248	34	21	11	2	—	—	—	—	—	—
446	Health & personal care stores .....	452	2 396	10 110	50	19	15	10	6	—	—	—	—	—
4461	Health & personal care stores .....	452	2 396	10 110	50	19	15	10	6	—	—	—	—	—
44611	Pharmacies & drug stores .....	315	1 712	7 336	24	4	6	9	5	—	—	—	—	—
446110	Pharmacies & drug stores .....	315	1 712	7 336	24	4	6	9	5	—	—	—	—	—

See footnotes at end of table.

**Table 6. Counties—Employees, Payroll, and Establishments by Industry: 2001—Con.**

[Excludes most government employees, railroad employees, and self-employed persons. Size class 1 to 4 includes establishments with payroll, but no employees, during mid-March pay period. (D) denotes figures withheld to avoid disclosing data for individual companies; the data are included in broader industry totals. Detailed industries with 100 or more employees are shown if industry was not a (D). For explanation of terms, abbreviations, and data reliability/comparability, see introductory text]

NAICS code	Industry	Number of employees for week including March 12	Payroll (\$1,000)		Total number of establishments	Number of establishments by employment-size class								
			First quarter	Annual		1 to 4	5 to 9	10 to 19	20 to 49	50 to 99	100 to 249	250 to 499	500 to 999	1,000 or more
<b>WASHINGTON—Con.</b>														
<b>44-45 Retail trade—Con.</b>														
447	Gasoline stations .....	724	2 968	11 927	62	23	12	13	13	1	—	—	—	—
4471	Gasoline stations .....	724	2 968	11 927	62	23	12	13	13	1	—	—	—	—
44711	Gasoline stations with convenience stores ...	552	2 323	9 349	37	10	6	8	12	1	—	—	—	—
447110	Gasoline stations with convenience stores ...	552	2 323	9 349	37	10	6	8	12	1	—	—	—	—
44719	Other gasoline stations .....	172	645	2 578	25	13	6	5	1	—	—	—	—	—
447190	Other gasoline stations .....	172	645	2 578	25	13	6	5	1	—	—	—	—	—
448	Clothing & clothing accessories stores .....	1 141	3 608	14 860	131	33	51	36	11	—	—	—	—	—
4481	Clothing stores .....	806	2 308	9 635	82	18	26	29	9	—	—	—	—	—
44811	Men's clothing stores .....	118	327	1 300	11	1	3	5	2	—	—	—	—	—
448110	Men's clothing stores .....	118	327	1 300	11	1	3	5	2	—	—	—	—	—
44812	Women's clothing stores .....	201	590	2 384	28	8	11	9	—	—	—	—	—	—
448120	Women's clothing stores .....	201	590	2 384	28	8	11	9	—	—	—	—	—	—
44814	Family clothing stores .....	349	1 031	4 401	24	3	6	8	7	—	—	—	—	—
448140	Family clothing stores .....	349	1 031	4 401	24	3	6	8	7	—	—	—	—	—
4482	Shoe stores .....	209	668	2 858	24	5	12	5	2	—	—	—	—	—
44821	Shoe stores .....	209	668	2 858	24	5	12	5	2	—	—	—	—	—
448210	Shoe stores .....	209	668	2 858	24	5	12	5	2	—	—	—	—	—
4483	Jewelry, luggage & leather goods stores .....	126	632	2 367	25	10	13	2	—	—	—	—	—	—
44831	Jewelry stores .....	(C)	(D)	(D)	23	9	12	2	—	—	—	—	—	—
451	Sporting goods, hobby, book & music stores .....	392	1 383	4 831	39	17	9	8	4	1	—	—	—	—
4511	Sporting goods, hobby, musical instrument stores .....	328	1 178	4 031	27	13	3	6	4	1	—	—	—	—
45111	Sporting goods stores .....	114	579	1 521	11	6	2	1	2	—	—	—	—	—
451110	Sporting goods stores .....	114	579	1 521	11	6	2	1	2	—	—	—	—	—
45112	Hobby, toy & game stores .....	151	441	1 923	8	3	1	1	2	1	—	—	—	—
451120	Hobby, toy & game stores .....	151	441	1 923	8	3	1	1	2	1	—	—	—	—
452	General merchandise stores .....	1 658	5 787	25 725	30	5	12	2	2	2	6	—	1	—
4521	Department stores .....	1 356	4 800	21 168	8	—	—	—	—	2	5	—	1	—
45211	Department stores .....	1 356	4 800	21 168	8	—	—	—	—	2	5	—	1	—
452110	Department stores .....	1 356	4 800	21 168	8	—	—	—	—	2	5	—	1	—
4529	Other general merchandise stores .....	302	987	4 557	22	5	12	2	2	—	1	—	—	—
45291	Warehouse clubs & superstores .....	(C)	(D)	(D)	1	—	—	—	—	—	1	—	—	—
45299	All other general merchandise stores .....	(C)	(D)	(D)	21	5	12	2	2	—	—	—	—	—
453	Miscellaneous store retailers .....	552	1 911	8 094	85	41	26	12	6	—	—	—	—	—
4532	Office supplies, stationery & gift stores .....	209	664	2 843	26	10	10	3	3	—	—	—	—	—
45322	Gift, novelty & souvenir stores .....	124	297	1 350	21	10	8	3	—	—	—	—	—	—
453220	Gift, novelty & souvenir stores .....	124	297	1 350	21	10	8	3	—	—	—	—	—	—
4539	Other miscellaneous store retailers .....	187	764	3 258	28	13	7	6	2	—	—	—	—	—
45399	All other miscellaneous store retailers .....	100	339	1 397	16	7	4	5	—	—	—	—	—	—
454	Nonstore retailers .....	323	2 332	8 637	18	8	4	2	3	—	1	—	—	—
4542	Vending machine operators .....	(C)	(D)	(D)	2	—	—	—	1	—	1	—	—	—
45421	Vending machine operators .....	(C)	(D)	(D)	2	—	—	—	1	—	1	—	—	—
4543	Direct selling establishments .....	(C)	(D)	(D)	14	7	3	2	2	—	—	—	—	—
45431	Fuel dealers .....	118	1 207	3 916	8	2	2	2	2	—	—	—	—	—
<b>48-49</b>	<b>Transportation &amp; warehousing .....</b>	<b>2 071</b>	<b>17 686</b>	<b>74 040</b>	<b>125</b>	<b>69</b>	<b>16</b>	<b>17</b>	<b>13</b>	<b>6</b>	<b>3</b>	<b>1</b>	—	—
484	Truck transportation .....	1 571	14 482	60 635	72	36	10	10	7	6	2	1	—	—
4841	General freight trucking .....	1 412	13 546	56 401	43	18	4	5	7	6	2	1	—	—
48412	General freight trucking, long-distance .....	1 330	13 032	54 360	30	9	2	4	6	6	2	1	—	—
484121	General freight trucking, long-distance, TL .....	818	7 645	32 397	24	8	2	4	3	5	2	—	—	—
484122	General freight trucking, long-distance, LTL .....	512	5 387	21 963	6	1	—	—	3	1	—	1	—	—
4842	Specialized freight trucking .....	159	936	4 234	29	18	6	5	—	—	—	—	—	—
48422	Specialized freight (exc used) trucking, local .....	100	554	2 622	20	13	4	3	—	—	—	—	—	—
484220	Specialized freight (exc used) trucking, local .....	100	554	2 622	20	13	4	3	—	—	—	—	—	—
488	Transportation support activities .....	211	1 449	6 154	16	6	4	1	5	—	—	—	—	—
492	Couriers & messengers .....	(C)	(D)	(D)	5	3	—	—	1	—	1	—	—	—
4921	Couriers .....	(C)	(D)	(D)	3	1	—	—	1	—	1	—	—	—
49211	Couriers .....	(C)	(D)	(D)	3	1	—	—	1	—	1	—	—	—
<b>51</b>	<b>Information .....</b>	<b>1 367</b>	<b>9 255</b>	<b>40 885</b>	<b>41</b>	<b>19</b>	<b>8</b>	<b>3</b>	<b>3</b>	<b>5</b>	<b>1</b>	<b>2</b>	—	—
511	Publishing industries .....	518	3 589	14 706	8	4	1	1	—	—	1	1	—	—
5111	Newspaper, periodical, book, database publishers .....	(F)	(D)	(D)	7	4	1	—	—	—	1	1	—	—
51111	Newspaper publishers .....	(C)	(D)	(D)	3	2	—	—	—	—	1	—	—	—
51112	Periodical publishers .....	(E)	(D)	(D)	3	1	—	—	—	—	—	1	—	—
513	Broadcasting & telecommunications .....	387	3 710	17 352	23	11	3	2	3	4	—	—	—	—
5131	Radio & television broadcasting .....	(C)	(D)	(D)	5	1	—	2	1	1	—	—	—	—
5133	Telecommunications .....	202	2 432	11 169	17	10	3	—	2	2	—	—	—	—
51331	Wired telecommunications carriers .....	(C)	(D)	(D)	11	6	2	—	1	2	—	—	—	—
514	Information & data processing services .....	442	1 868	8 193	6	2	2	—	—	1	—	1	—	—
5142	Data processing services .....	(E)	(D)	(D)	5	2	2	—	—	—	—	1	—	—
51421	Data processing services .....	(E)	(D)	(D)	5	2	2	—	—	—	—	1	—	—

See footnotes at end of table.

**Table 6. Counties—Employees, Payroll, and Establishments by Industry: 2001—Con.**

[Excludes most government employees, railroad employees, and self-employed persons. Size class 1 to 4 includes establishments with payroll, but no employees, during mid-March pay period. (D) denotes figures withheld to avoid disclosing data for individual companies; the data are included in broader industry totals. Detailed industries with 100 or more employees are shown if industry was not a (D). For explanation of terms, abbreviations, and data reliability/comparability, see introductory text]

NAICS code	Industry	Number of employees for week including March 12	Payroll (\$1,000)		Total number of establishments	Number of establishments by employment-size class								
			First quarter	Annual		1 to 4	5 to 9	10 to 19	20 to 49	50 to 99	100 to 249	250 to 499	500 to 999	1,000 or more
<b>WASHINGTON—Con.</b>														
<b>52</b>	<b>Finance &amp; insurance</b> .....	<b>6 694</b>	<b>61 442</b>	<b>251 295</b>	<b>175</b>	<b>68</b>	<b>77</b>	<b>16</b>	<b>8</b>	<b>2</b>	<b>2</b>	—	—	<b>2</b>
522	Credit intermediation & related activities .....	6 043	54 963	221 081	96	25	54	10	2	2	1	—	—	2
5221	Depository credit intermediation .....	(F)	(D)	(D)	72	11	47	10	1	2	1	—	—	—
52211	Commercial banking .....	504	3 331	14 025	56	11	37	6	—	2	—	—	—	—
522110	Commercial banking .....	504	3 331	14 025	56	11	37	6	—	2	—	—	—	—
52212	Savings institutions .....	(E)	(D)	(D)	11	—	6	4	—	—	1	—	—	—
5223	Activities related to credit intermediation .....	(I)	(D)	(D)	7	4	1	—	—	—	—	—	—	2
52232	Financial clearinghouse & reserve activities ..	(I)	(D)	(D)	3	1	—	—	—	—	—	—	—	2
523	Security, commodity contracts & like activity .....	102	1 622	8 869	18	12	4	1	1	—	—	—	—	—
524	Insurance carriers & related activities .....	549	4 857	21 345	61	31	19	5	5	—	1	—	—	—
5241	Insurance carriers .....	273	2 486	10 916	16	4	7	2	2	—	1	—	—	—
52412	Other direct insurance carriers .....	194	1 758	7 541	7	2	2	1	1	—	1	—	—	—
524126	Direct property & casualty insurance carriers .....	194	1 758	7 541	7	2	2	1	1	—	1	—	—	—
5242	Agencies & other insurance related activities ...	276	2 371	10 429	45	27	12	3	3	—	—	—	—	—
52421	Insurance agencies & brokerages .....	244	2 150	9 454	40	26	9	2	3	—	—	—	—	—
524210	Insurance agencies & brokerages .....	244	2 150	9 454	40	26	9	2	3	—	—	—	—	—
<b>53</b>	<b>Real estate &amp; rental &amp; leasing</b> .....	<b>490</b>	<b>2 296</b>	<b>9 922</b>	<b>88</b>	<b>59</b>	<b>12</b>	<b>13</b>	<b>4</b>	—	—	—	—	—
531	Real estate .....	259	1 304	5 768	56	43	6	5	2	—	—	—	—	—
5311	Lessors of real estate .....	163	509	2 247	30	22	3	4	1	—	—	—	—	—
532	Rental & leasing services .....	231	992	4 154	32	16	6	8	2	—	—	—	—	—
5322	Consumer goods rental .....	133	322	1 329	17	7	3	6	1	—	—	—	—	—
53223	Video tape & disc rental .....	110	145	595	12	4	2	5	1	—	—	—	—	—
532230	Video tape & disc rental .....	110	145	595	12	4	2	5	1	—	—	—	—	—
<b>54</b>	<b>Professional, scientific &amp; technical services</b> .....	<b>1 233</b>	<b>7 776</b>	<b>33 361</b>	<b>207</b>	<b>139</b>	<b>37</b>	<b>19</b>	<b>11</b>	—	<b>1</b>	—	—	—
541	Professional, scientific & technical services .....	1 233	7 776	33 361	207	139	37	19	11	—	1	—	—	—
5411	Legal services .....	183	1 332	6 371	55	45	9	1	—	—	—	—	—	—
54111	Offices of lawyers .....	170	1 269	6 018	51	42	8	1	—	—	—	—	—	—
541110	Offices of lawyers .....	170	1 269	6 018	51	42	8	1	—	—	—	—	—	—
5412	Accounting, tax prep, bookkeep, payroll services .....	392	1 885	6 938	44	29	9	2	3	—	1	—	—	—
54121	Accounting, tax prep, bookkeep, payroll services .....	392	1 885	6 938	44	29	9	2	3	—	1	—	—	—
541211	Offices of certified public accountants .....	128	1 015	4 238	21	14	4	1	2	—	—	—	—	—
541213	Tax preparation services .....	214	557	1 394	8	4	1	1	1	—	1	—	—	—
5413	Architectural, engineering & related services ...	234	1 911	8 325	23	9	4	7	3	—	—	—	—	—
54133	Engineering services .....	144	1 386	5 784	16	7	3	4	2	—	—	—	—	—
541330	Engineering services .....	144	1 386	5 784	16	7	3	4	2	—	—	—	—	—
5415	Computer systems design & related services ...	126	914	3 986	30	22	5	3	—	—	—	—	—	—
54151	Computer systems design & related services ...	126	914	3 986	30	22	5	3	—	—	—	—	—	—
541512	Computer systems design services .....	105	742	3 146	19	11	5	3	—	—	—	—	—	—
5419	Oth professional, scientific, technical services ..	235	1 357	5 829	28	11	7	6	4	—	—	—	—	—
54194	Veterinary services .....	123	745	3 244	10	2	3	2	3	—	—	—	—	—
541940	Veterinary services .....	123	745	3 244	10	2	3	2	3	—	—	—	—	—
<b>55</b>	<b>Management of companies &amp; enterprises</b> ..	<b>392</b>	<b>5 249</b>	<b>20 444</b>	<b>21</b>	<b>4</b>	<b>8</b>	<b>3</b>	<b>4</b>	<b>2</b>	—	—	—	—
551	Management of companies & enterprises .....	392	5 249	20 444	21	4	8	3	4	2	—	—	—	—
5511	Management of companies & enterprises .....	392	5 249	20 444	21	4	8	3	4	2	—	—	—	—
55111	Management of companies & enterprises .....	392	5 249	20 444	21	4	8	3	4	2	—	—	—	—
<b>56</b>	<b>Admin, support, waste mgt, remediation services</b> .....	<b>2 939</b>	<b>12 783</b>	<b>50 793</b>	<b>143</b>	<b>73</b>	<b>24</b>	<b>21</b>	<b>14</b>	<b>4</b>	<b>4</b>	<b>3</b>	—	—
561	Administrative & support services .....	2 839	11 933	47 565	136	71	21	21	12	4	4	3	—	—
5613	Employment services .....	921	4 786	19 788	12	2	—	2	2	2	3	1	—	—
56132	Temporary help services .....	(F)	(D)	(D)	9	—	—	2	1	2	3	1	—	—
5614	Business support services .....	487	1 775	6 650	12	7	—	2	2	—	—	1	—	—
56143	Business service centers .....	(E)	(D)	(D)	4	2	—	—	1	—	—	1	—	—
5616	Investigation & security services .....	361	1 778	6 954	12	8	—	—	3	—	1	—	—	—
56161	Investigation, guard & armored car services ..	(E)	(D)	(D)	6	4	—	—	1	—	1	—	—	—
5617	Services to buildings & dwellings .....	564	2 298	9 499	74	40	17	11	4	2	—	—	—	—
56172	Janitorial services .....	261	751	2 522	29	15	6	5	2	1	—	—	—	—
561720	Janitorial services .....	261	751	2 522	29	15	6	5	2	1	—	—	—	—
56173	Landscaping services .....	184	775	3 701	29	18	7	2	1	1	—	—	—	—
561730	Landscaping services .....	184	775	3 701	29	18	7	2	1	1	—	—	—	—
5619	Other support services .....	409	617	2 231	11	7	—	2	1	—	—	1	—	—
56199	All other support services .....	(E)	(D)	(D)	10	6	—	2	1	—	—	1	—	—
562	Waste management & remediation services .....	100	850	3 228	7	2	3	—	2	—	—	—	—	—
<b>61</b>	<b>Educational services</b> .....	<b>401</b>	<b>1 776</b>	<b>7 075</b>	<b>28</b>	<b>12</b>	<b>1</b>	<b>7</b>	<b>7</b>	<b>1</b>	—	—	—	—
611	Educational services .....	401	1 776	7 075	28	12	1	7	7	1	—	—	—	—
6111	Elementary & secondary schools .....	266	1 141	4 363	11	2	—	2	7	—	—	—	—	—
61111	Elementary & secondary schools .....	266	1 141	4 363	11	2	—	2	7	—	—	—	—	—
611110	Elementary & secondary schools .....	266	1 141	4 363	11	2	—	2	7	—	—	—	—	—

See footnotes at end of table.

**Table 6. Counties—Employees, Payroll, and Establishments by Industry: 2001—Con.**

[Excludes most government employees, railroad employees, and self-employed persons. Size class 1 to 4 includes establishments with payroll, but no employees, during mid-March pay period. (D) denotes figures withheld to avoid disclosing data for individual companies; the data are included in broader industry totals. Detailed industries with 100 or more employees are shown if industry was not a (D). For explanation of terms, abbreviations, and data reliability/comparability, see introductory text]

NAICS code	Industry	Number of employees for week including March 12	Payroll (\$1,000)		Total number of establishments	Number of establishments by employment-size class								
			First quarter	Annual		1 to 4	5 to 9	10 to 19	20 to 49	50 to 99	100 to 249	250 to 499	500 to 999	1,000 or more
<b>62</b>	<b>WASHINGTON—Con.</b>													
	<b>Health care and social assistance . . . . .</b>	<b>9 005</b>	<b>62 333</b>	<b>263 953</b>	<b>359</b>	<b>136</b>	<b>84</b>	<b>67</b>	<b>42</b>	<b>11</b>	<b>17</b>	<b>1</b>	—	<b>1</b>
621	Ambulatory health care services . . . . .	2 441	21 591	101 275	195	65	48	48	27	6	1	—	—	—
6211	Offices of physicians . . . . .	1 174	12 651	61 750	101	30	25	29	15	2	—	—	—	—
62111	Offices of physicians . . . . .	1 174	12 651	61 750	101	30	25	29	15	2	—	—	—	—
6212	Offices of dentists . . . . .	287	2 082	10 803	37	9	16	10	2	—	—	—	—	—
62121	Offices of dentists . . . . .	287	2 082	10 803	37	9	16	10	2	—	—	—	—	—
621210	Offices of dentists . . . . .	287	2 082	10 803	37	9	16	10	2	—	—	—	—	—
6213	Offices of other health practitioners . . . . .	(C)	(D)	(D)	24	17	3	3	1	—	—	—	—	—
6214	Outpatient care centers . . . . .	318	2 717	11 922	16	4	3	4	3	2	—	—	—	—
62142	Outpatient mental health, substance abuse													
	ctr's . . . . .	117	950	3 938	6	2	1	1	2	—	—	—	—	—
621420	Outpatient mental health, substance abuse													
	ctr's . . . . .	117	950	3 938	6	2	1	1	2	—	—	—	—	—
62149	Other outpatient care centers . . . . .	(C)	(D)	(D)	9	2	1	3	1	2	—	—	—	—
6215	Medical & diagnostic laboratories . . . . .	(C)	(D)	(D)	4	2	—	—	—	1	1	—	—	—
62151	Medical & diagnostic laboratories . . . . .	(C)	(D)	(D)	4	2	—	—	—	1	1	—	—	—
6216	Home health care services . . . . .	225	1 163	4 576	8	3	—	—	4	1	—	—	—	—
62161	Home health care services . . . . .	225	1 163	4 576	8	3	—	—	4	1	—	—	—	—
621610	Home health care services . . . . .	225	1 163	4 576	8	3	—	—	4	1	—	—	—	—
6219	Other ambulatory health care services . . . . .	114	494	2 016	5	—	1	2	2	—	—	—	—	—
62191	Ambulance services . . . . .	114	494	2 016	5	—	1	2	2	—	—	—	—	—
621910	Ambulance services . . . . .	114	494	2 016	5	—	1	2	2	—	—	—	—	—
622	Hospitals . . . . .	2 642	21 442	81 927	4	1	—	—	—	—	2	—	—	1
6221	General medical & surgical hospitals . . . . .	(G)	(D)	(D)	2	—	—	—	—	—	1	—	—	1
62211	General medical & surgical hospitals . . . . .	(G)	(D)	(D)	2	—	—	—	—	—	1	—	—	1
6222	Psychiatric & substance abuse hospitals . . . . .	(C)	(D)	(D)	1	—	—	—	—	—	1	—	—	—
62221	Psychiatric & substance abuse hospitals . . . . .	(C)	(D)	(D)	1	—	—	—	—	—	1	—	—	—
623	Nursing & residential care facilities . . . . .	2 481	13 127	54 350	98	52	18	8	7	2	11	—	—	—
6231	Nursing care facilities . . . . .	1 209	6 321	26 335	9	—	—	—	1	1	7	—	—	—
62311	Nursing care facilities . . . . .	1 209	6 321	26 335	9	—	—	—	1	1	7	—	—	—
623110	Nursing care facilities . . . . .	1 209	6 321	26 335	9	—	—	—	1	1	7	—	—	—
6232	Residential mental retardation, health facil													
62321	Residential mental retardation facilities . . . . .	268	1 501	6 312	70	52	16	1	1	—	—	—	—	—
	(E) . . . . .	(E)	(D)	(D)	68	51	15	1	1	—	—	—	—	—
6233	Community care facilities for the elderly . . . . .	800	3 999	16 535	14	—	2	4	5	—	3	—	—	—
62331	Community care facilities for the elderly . . . . .	800	3 999	16 535	14	—	2	4	5	—	3	—	—	—
623311	Continuing care retirement communities . . . . .	663	3 447	14 227	6	—	—	—	3	—	3	—	—	—
623312	Homes for the elderly . . . . .	137	552	2 308	8	—	2	4	2	—	—	—	—	—
6239	Other residential care facilities . . . . .	204	1 306	5 168	5	—	—	3	—	1	1	—	—	—
62399	Other residential care facilities . . . . .	204	1 306	5 168	5	—	—	3	—	1	1	—	—	—
623990	Other residential care facilities . . . . .	204	1 306	5 168	5	—	—	3	—	1	1	—	—	—
624	Social assistance . . . . .	1 441	6 173	26 401	62	18	18	11	8	3	3	1	—	—
6241	Individual & family services . . . . .	638	3 258	14 296	23	6	3	5	5	2	2	—	—	—
62412	Services for elderly & disabled persons . . . . .	483	2 475	11 126	14	2	1	4	4	1	2	—	—	—
624120	Services for elderly & disabled persons . . . . .	483	2 475	11 126	14	2	1	4	4	1	2	—	—	—
62419	Other individual & family services . . . . .	(C)	(D)	(D)	8	4	1	1	1	1	—	—	—	—
6243	Vocational rehabilitation services . . . . .	390	1 314	5 472	6	—	1	3	1	—	—	1	—	—
62431	Vocational rehabilitation services . . . . .	390	1 314	5 472	6	—	1	3	1	—	—	1	—	—
624310	Vocational rehabilitation services . . . . .	390	1 314	5 472	6	—	1	3	1	—	—	1	—	—
6244	Child day care services . . . . .	375	1 392	5 745	26	7	13	3	1	1	1	—	—	—
62441	Child day care services . . . . .	375	1 392	5 745	26	7	13	3	1	1	1	—	—	—
624410	Child day care services . . . . .	375	1 392	5 745	26	7	13	3	1	1	1	—	—	—
<b>71</b>	<b>Arts, entertainment &amp; recreation . . . . .</b>	<b>607</b>	<b>1 645</b>	<b>7 150</b>	<b>58</b>	<b>31</b>	<b>9</b>	<b>11</b>	<b>3</b>	<b>4</b>	—	—	—	—
711	Performing arts, spectator sports & related													
	industries . . . . .	126	246	974	10	7	1	—	1	1	—	—	—	—
7111	Performing arts companies . . . . .	(C)	(D)	(D)	2	—	—	—	1	1	—	—	—	—
713	Amusement, gambling & recreation industries . . . . .	461	1 314	5 822	44	21	8	10	2	3	—	—	—	—
7139	Other amusement & recreation industries . . . . .	415	1 192	5 358	39	18	8	9	1	3	—	—	—	—
71394	Fitness & recreational sports centers . . . . .	262	606	2 479	25	12	7	3	1	2	—	—	—	—
713940	Fitness & recreational sports centers . . . . .	262	606	2 479	25	12	7	3	1	2	—	—	—	—
<b>72</b>	<b>Accommodation &amp; food services . . . . .</b>	<b>4 174</b>	<b>11 218</b>	<b>48 344</b>	<b>250</b>	<b>94</b>	<b>37</b>	<b>44</b>	<b>56</b>	<b>17</b>	<b>2</b>	—	—	—
721	Accommodation . . . . .	373	1 134	5 615	22	7	4	7	2	2	—	—	—	—
7211	Traveler accommodation . . . . .	(E)	(D)	(D)	18	5	3	6	2	2	—	—	—	—
72111	Hotels (exc casino hotels) & motels . . . . .	355	1 044	4 891	17	4	3	6	2	2	—	—	—	—
721110	Hotels (exc casino hotels) & motels . . . . .	355	1 044	4 891	17	4	3	6	2	2	—	—	—	—
722	Food services & drinking places . . . . .	3 801	10 084	42 729	228	87	33	37	54	15	2	—	—	—
7221	Full-service restaurants . . . . .	2 168	5 890	24 371	85	19	10	18	23	13	2	—	—	—
72211	Full-service restaurants . . . . .	2 168	5 890	24 371	85	19	10	18	23	13	2	—	—	—
722110	Full-service restaurants . . . . .	2 168	5 890	24 371	85	19	10	18	23	13	2	—	—	—
7222	Limited-service eating places . . . . .	1 408	3 543	15 193	100	38	16	16	28	2	—	—	—	—
72221	Limited-service eating places . . . . .	1 408	3 543	15 193	100	38	16	16	28	2	—	—	—	—
722211	Limited-service restaurants . . . . .	1 278	3 247	13 822	82	26	16	13	25	2	—	—	—	—
7224	Drinking places (alcoholic beverages) . . . . .	127	356	1 582	32	23	7	1	1	—	—	—	—	—
72241	Drinking places (alcoholic beverages) . . . . .	127	356	1 582	32	23	7	1	1	—	—	—	—	—
722410	Drinking places (alcoholic beverages) . . . . .	127	356	1 582	32	23	7	1	1	—	—	—	—	—

See footnotes at end of table.

**Table 6. Counties—Employees, Payroll, and Establishments by Industry: 2001—Con.**

[Excludes most government employees, railroad employees, and self-employed persons. Size class 1 to 4 includes establishments with payroll, but no employees, during mid-March pay period. (D) denotes figures withheld to avoid disclosing data for individual companies; the data are included in broader industry totals. Detailed industries with 100 or more employees are shown if industry was not a (D). For explanation of terms, abbreviations, and data reliability/comparability, see introductory text]

NAICS code	Industry	Number of employees for week including March 12	Payroll (\$1,000)		Total number of establishments	Number of establishments by employment-size class								
			First quarter	Annual		1 to 4	5 to 9	10 to 19	20 to 49	50 to 99	100 to 249	250 to 499	500 to 999	1,000 or more
<b>WASHINGTON—Con.</b>														
<b>81</b>	<b>Other services (except public administration)</b>	<b>2 665</b>	<b>11 164</b>	<b>46 116</b>	<b>408</b>	<b>261</b>	<b>89</b>	<b>35</b>	<b>19</b>	<b>3</b>	—	<b>1</b>	—	—
811	Repair & maintenance	514	3 018	12 125	102	61	30	8	3	—	—	—	—	—
8111	Automotive repair & maintenance	356	2 030	8 214	75	42	26	6	1	—	—	—	—	—
81111	Automotive mechanical & electrical R&M	176	1 046	4 305	46	30	15	1	—	—	—	—	—	—
811111	General automotive repair	134	718	2 867	38	26	12	—	—	—	—	—	—	—
812	Personal & laundry services	893	4 177	17 353	110	66	27	13	3	—	—	1	—	—
8121	Personal care services	375	1 377	5 751	67	37	18	10	2	—	—	—	—	—
81211	Hair, nail & skin care services	314	1 245	5 159	58	32	16	9	1	—	—	—	—	—
812112	Beauty salons	300	1 187	4 931	52	27	15	9	1	—	—	—	—	—
8129	Other personal services	(E)	(D)	(D)	12	9	2	—	—	—	—	1	—	—
81292	Photofinishing	(E)	(D)	(D)	2	1	—	—	—	—	—	1	—	—
813	Religious, grantmaking, civic, prof & like organizations	1 258	3 969	16 638	196	134	32	14	13	3	—	—	—	—
8131	Religious organizations	516	1 810	7 414	127	93	26	6	2	—	—	—	—	—
81311	Religious organizations	516	1 810	7 414	127	93	26	6	2	—	—	—	—	—
813110	Religious organizations	516	1 810	7 414	127	93	26	6	2	—	—	—	—	—
8134	Civic & social organizations	418	1 025	4 291	27	12	2	5	7	1	—	—	—	—
81341	Civic & social organizations	418	1 025	4 291	27	12	2	5	7	1	—	—	—	—
813410	Civic & social organizations	418	1 025	4 291	27	12	2	5	7	1	—	—	—	—
8139	Business, labor, political, like organizations	276	881	3 888	30	19	3	3	3	2	—	—	—	—
81393	Labor unions & similar labor organizations	149	163	857	12	6	1	2	2	1	—	—	—	—
813930	Labor unions & similar labor organizations	149	163	857	12	6	1	2	2	1	—	—	—	—
<b>95</b>	<b>Auxiliaries (exc corporate, subsidiary &amp; regional mgt)</b>	<b>697</b>	<b>4 601</b>	<b>19 487</b>	<b>14</b>	<b>2</b>	<b>2</b>	<b>1</b>	<b>4</b>	<b>3</b>	<b>2</b>	—	—	—
<b>99</b>	<b>Unclassified establishments</b>	<b>(B)</b>	<b>(D)</b>	<b>(D)</b>	<b>23</b>	<b>20</b>	<b>3</b>	—	—	—	—	—	—	—
<b>WICOMICO</b>														
	<b>Total</b>	<b>37 542</b>	<b>229 922</b>	<b>971 844</b>	<b>2 507</b>	<b>1 206</b>	<b>548</b>	<b>363</b>	<b>263</b>	<b>72</b>	<b>38</b>	<b>10</b>	<b>6</b>	<b>1</b>
<b>11</b>	<b>Forestry, fishing, hunting, and agriculture support</b>	<b>102</b>	<b>592</b>	<b>2 391</b>	<b>15</b>	<b>8</b>	<b>3</b>	<b>3</b>	<b>1</b>	—	—	—	—	—
<b>21</b>	<b>Mining</b>	<b>(A)</b>	<b>(D)</b>	<b>(D)</b>	<b>1</b>	—	<b>1</b>	—	—	—	—	—	—	—
<b>22</b>	<b>Utilities</b>	<b>(E)</b>	<b>(D)</b>	<b>(D)</b>	<b>5</b>	—	—	<b>2</b>	<b>1</b>	<b>1</b>	<b>1</b>	—	—	—
221	Utilities	(E)	(D)	(D)	5	—	—	2	1	1	1	—	—	—
2211	Elec pwr generation, transmsn & distribution	(E)	(D)	(D)	4	—	—	2	—	1	1	—	—	—
22112	Electric pwr transmsn, control & distribution	(C)	(D)	(D)	2	—	—	1	—	—	1	—	—	—
<b>23</b>	<b>Construction</b>	<b>2 202</b>	<b>13 189</b>	<b>60 306</b>	<b>311</b>	<b>198</b>	<b>55</b>	<b>30</b>	<b>19</b>	<b>8</b>	<b>1</b>	—	—	—
233	Building, developing & general contracting	452	2 809	12 612	104	77	16	7	3	1	—	—	—	—
2332	Residential building construction	(E)	(D)	(D)	87	69	13	4	1	—	—	—	—	—
23321	Single-family housing construction	256	1 305	5 998	81	64	12	4	1	—	—	—	—	—
233210	Single-family housing construction	256	1 305	5 998	81	64	12	4	1	—	—	—	—	—
2333	Nonresidential building construction	155	1 251	5 382	12	4	3	3	1	1	—	—	—	—
23332	Commercial & institutional bldg construction	155	1 251	5 382	12	4	3	3	1	1	—	—	—	—
233320	Commercial & institutional bldg construction	155	1 251	5 382	12	4	3	3	1	1	—	—	—	—
234	Heavy construction	194	828	6 185	19	8	6	1	3	1	—	—	—	—
2341	Highway, street, bridge & tunnel construction	117	480	3 105	6	—	3	1	1	1	—	—	—	—
23411	Highway & street construction	117	480	3 105	6	—	3	1	1	1	—	—	—	—
234110	Highway & street construction	117	480	3 105	6	—	3	1	1	1	—	—	—	—
235	Special trade contractors	1 556	9 552	41 509	188	113	33	22	13	6	1	—	—	—
2351	Plumbing, heating & AC contractor	251	1 494	6 338	39	22	7	8	2	—	—	—	—	—
23511	Plumbing, heating & AC contractor	251	1 494	6 338	39	22	7	8	2	—	—	—	—	—
235110	Plumbing, heating & AC contractor	251	1 494	6 338	39	22	7	8	2	—	—	—	—	—
2352	Painting & wall covering contractors	138	600	2 259	18	11	1	3	3	—	—	—	—	—
23521	Painting & wall covering contractors	138	600	2 259	18	11	1	3	3	—	—	—	—	—
235210	Painting & wall covering contractors	138	600	2 259	18	11	1	3	3	—	—	—	—	—
2353	Electrical contractors	261	1 974	8 251	27	10	9	3	4	1	—	—	—	—
23531	Electrical contractors	261	1 974	8 251	27	10	9	3	4	1	—	—	—	—
235310	Electrical contractors	261	1 974	8 251	27	10	9	3	4	1	—	—	—	—
2354	Masonry, drywall, insulation, tile contractors	308	1 674	7 359	30	16	7	4	—	3	—	—	—	—
23541	Masonry & stone contractors	158	900	4 387	13	7	4	—	—	2	—	—	—	—
235410	Masonry & stone contractors	158	900	4 387	13	7	4	—	—	2	—	—	—	—
23542	Drywall, acoustical & insulation contractors	(C)	(D)	(D)	15	9	2	3	—	1	—	—	—	—
2357	Concrete contractors	240	1 479	6 686	13	9	—	2	1	—	1	—	—	—
23571	Concrete contractors	240	1 479	6 686	13	9	—	2	1	—	1	—	—	—
235710	Concrete contractors	240	1 479	6 686	13	9	—	2	1	—	1	—	—	—
2359	Other special trade contractors	204	1 565	7 427	23	15	3	1	3	1	—	—	—	—

See footnotes at end of table.

**Table 6. Counties—Employees, Payroll, and Establishments by Industry: 2001—Con.**

[Excludes most government employees, railroad employees, and self-employed persons. Size class 1 to 4 includes establishments with payroll, but no employees, during mid-March pay period. (D) denotes figures withheld to avoid disclosing data for individual companies; the data are included in broader industry totals. Detailed industries with 100 or more employees are shown if industry was not a (D). For explanation of terms, abbreviations, and data reliability/comparability, see introductory text]

NAICS code	Industry	Number of employees for week including March 12	Payroll (\$1,000)		Total number of establishments	Number of establishments by employment-size class									
			First quarter	Annual		1 to 4	5 to 9	10 to 19	20 to 49	50 to 99	100 to 249	250 to 499	500 to 999	1,000 or more	
<b>WICOMICO—Con.</b>															
<b>31-33</b>	<b>Manufacturing</b>	<b>5 306</b>	<b>38 448</b>	<b>148 430</b>	<b>94</b>	<b>25</b>	<b>18</b>	<b>10</b>	<b>20</b>	<b>8</b>	<b>7</b>	<b>3</b>	<b>3</b>	<b>-</b>	
311	Food mfg	(F)	(D)	(D)	5	1	-	-	3	-	-	-	1	-	
3116	Animal slaughtering & processing	(F)	(D)	(D)	1	-	-	-	-	-	-	-	1	-	
31161	Animal slaughtering & processing	(F)	(D)	(D)	1	-	-	-	-	-	-	-	1	-	
312	Beverage & tobacco product mfg	(C)	(D)	(D)	1	-	-	-	-	-	1	-	-	-	
3121	Beverage mfg	(C)	(D)	(D)	1	-	-	-	-	-	1	-	-	-	
31211	Soft drink & ice mfg	(C)	(D)	(D)	1	-	-	-	-	-	1	-	-	-	
315	Apparel manufacturing	(C)	(D)	(D)	3	2	-	-	-	-	1	-	-	-	
3152	Cut & sew apparel mfg	(C)	(D)	(D)	3	2	-	-	-	-	1	-	-	-	
31521	Cut & sew apparel contractors	(C)	(D)	(D)	1	-	-	-	-	-	1	-	-	-	
321	Wood product mfg	336	2 171	8 338	10	1	2	-	6	-	1	-	-	-	
3211	Sawmills & wood preservation	124	699	2 907	4	-	1	-	3	-	-	-	-	-	
32111	Sawmills & wood preservation	124	699	2 907	4	-	1	-	3	-	-	-	-	-	
3219	Other wood product mfg	212	1 472	5 431	6	1	1	-	3	-	1	-	-	-	
32191	Millwork	(C)	(D)	(D)	3	-	1	-	1	-	1	-	-	-	
323	Printing & related support activities	255	3 032	8 946	13	5	5	-	2	-	1	-	-	-	
3231	Printing & related support activities	255	3 032	8 946	13	5	5	-	2	-	1	-	-	-	
32311	Printing	(E)	(D)	(D)	12	4	5	-	2	-	1	-	-	-	
326	Plastics & rubber products mfg	(E)	(D)	(D)	3	1	-	-	-	1	1	-	-	-	
3262	Rubber product mfg	(C)	(D)	(D)	1	-	-	-	-	-	1	-	-	-	
32629	Other rubber product mfg	(C)	(D)	(D)	1	-	-	-	-	-	1	-	-	-	
332	Fabricated metal product mfg	461	3 514	12 989	11	3	-	3	1	2	2	-	-	-	
3327	Mach shops, turn prod, screw, nut, bolt mfg	167	1 263	4 795	7	3	-	3	-	-	1	-	-	-	
33271	Machine shops	167	1 263	4 795	7	3	-	3	-	-	1	-	-	-	
332710	Machine shops	167	1 263	4 795	7	3	-	3	-	-	1	-	-	-	
3329	Other fabricated metal product mfg	(C)	(D)	(D)	1	-	-	-	-	-	1	-	-	-	
33299	All other fabricated metal product mfg	(C)	(D)	(D)	1	-	-	-	-	-	1	-	-	-	
333	Machinery mfg	744	7 381	26 117	7	1	2	1	2	-	-	-	1	-	
3339	Other general purpose machinery mfg	(F)	(D)	(D)	3	-	1	1	-	-	-	-	1	-	
33391	Pump & compressor mfg	(F)	(D)	(D)	1	-	-	-	-	-	-	-	1	-	
334	Computer & electronic product mfg	(G)	(D)	(D)	8	-	2	-	1	2	-	2	1	-	
3342	Communications equipment mfg	(G)	(D)	(D)	6	-	2	-	1	1	-	1	1	-	
33422	Radio, TV broadcast & wireless comm equip mfg	1 039	8 003	32 608	4	-	-	-	1	1	-	1	1	-	
334220	Radio, TV broadcast & wireless comm equip mfg	1 039	8 003	32 608	4	-	-	-	1	1	-	1	1	-	
3344	Semiconductor & oth electronic component mfg	(E)	(D)	(D)	2	-	-	-	-	1	-	1	-	-	
33441	Semiconductor & oth electronic component mfg	(E)	(D)	(D)	2	-	-	-	-	1	-	1	-	-	
336	Transportation equipment mfg	(E)	(D)	(D)	3	1	-	1	-	-	-	1	-	-	
3366	Ship & boat building	(E)	(D)	(D)	2	-	-	1	-	-	-	1	-	-	
33661	Ship & boat building	(E)	(D)	(D)	2	-	-	1	-	-	-	1	-	-	
339	Miscellaneous mfg	202	1 159	4 145	11	5	1	2	1	2	-	-	-	-	
3391	Medical equipment & supplies mfg	109	476	1 865	6	2	1	1	1	1	-	-	-	-	
33911	Medical equipment & supplies mfg	109	476	1 865	6	2	1	1	1	1	-	-	-	-	
<b>42</b>	<b>Wholesale trade</b>	<b>1 542</b>	<b>12 609</b>	<b>53 913</b>	<b>140</b>	<b>58</b>	<b>39</b>	<b>21</b>	<b>17</b>	<b>3</b>	<b>2</b>	<b>-</b>	<b>-</b>	<b>-</b>	
421	Wholesale trade, durable goods	717	5 477	22 828	77	27	25	14	10	1	-	-	-	-	
4211	Motor vehicle, motor vehicle pt & supply whse	139	1 054	4 523	7	1	1	3	1	1	-	-	-	-	
42111	Automobile & other motor vehicle whse	(C)	(D)	(D)	4	1	-	1	1	1	-	-	-	-	
4218	Machinery, equipment & supplies whse	300	2 178	9 154	25	5	9	6	5	-	-	-	-	-	
42184	Industrial supplies whse	110	888	3 642	6	1	2	1	2	-	-	-	-	-	
421840	Industrial supplies whse	110	888	3 642	6	1	2	1	2	-	-	-	-	-	
422	Wholesale trade, nondurable goods	825	7 132	31 085	63	31	14	7	7	2	2	-	-	-	
4221	Paper & paper product whse	119	922	4 466	9	5	-	2	1	1	-	-	-	-	
4224	Grocery & related product whse	394	3 872	16 346	21	10	5	2	2	-	2	-	-	-	
42249	Other grocery & related products whse	302	2 769	11 268	8	3	1	1	1	-	2	-	-	-	
422490	Other grocery & related products whse	302	2 769	11 268	8	3	1	1	1	-	2	-	-	-	
<b>44-45</b>	<b>Retail trade</b>	<b>6 672</b>	<b>30 966</b>	<b>128 874</b>	<b>476</b>	<b>180</b>	<b>141</b>	<b>86</b>	<b>44</b>	<b>13</b>	<b>11</b>	<b>1</b>	<b>-</b>	<b>-</b>	
441	Motor vehicle & parts dealers	755	5 106	21 762	49	21	9	8	8	2	1	-	-	-	
4411	Automobile dealers	434	3 299	13 834	20	12	1	2	2	2	1	-	-	-	
44111	New car dealers	402	3 088	12 994	9	2	1	1	2	2	1	-	-	-	
441110	New car dealers	402	3 088	12 994	9	2	1	1	2	2	1	-	-	-	
4413	Automotive parts, accessories & tire stores	258	1 465	6 260	22	6	7	4	5	-	-	-	-	-	
44131	Automotive parts, accessories & tire stores	156	874	3 662	15	6	4	2	3	-	-	-	-	-	
441310	Automotive parts, accessories & tire stores	156	874	3 662	15	6	4	2	3	-	-	-	-	-	
44132	Tire dealers	102	591	2 598	7	-	3	2	2	-	-	-	-	-	
441320	Tire dealers	102	591	2 598	7	-	3	2	2	-	-	-	-	-	
442	Furniture & home furnishing stores	164	853	3 388	25	11	10	2	2	-	-	-	-	-	
4422	Home furnishings stores	100	481	1 952	15	6	7	1	1	-	-	-	-	-	
443	Electronics & appliance stores	158	852	3 650	18	6	8	3	-	1	-	-	-	-	
4431	Electronics & appliance stores	158	852	3 650	18	6	8	3	-	1	-	-	-	-	
44311	Appliance, TV & all other electronics stores	117	606	2 589	11	3	5	2	-	1	-	-	-	-	

See footnotes at end of table.

**Table 6. Counties—Employees, Payroll, and Establishments by Industry: 2001—Con.**

[Excludes most government employees, railroad employees, and self-employed persons. Size class 1 to 4 includes establishments with payroll, but no employees, during mid-March pay period. (D) denotes figures withheld to avoid disclosing data for individual companies; the data are included in broader industry totals. Detailed industries with 100 or more employees are shown if industry was not a (D). For explanation of terms, abbreviations, and data reliability/comparability, see introductory text]

NAICS code	Industry	Number of employees for week including March 12	Payroll (\$1,000)		Total number of establishments	Number of establishments by employment-size class									
			First quarter	Annual		1 to 4	5 to 9	10 to 19	20 to 49	50 to 99	100 to 249	250 to 499	500 to 999	1,000 or more	
<b>WICOMICO—Con.</b>															
<b>44-45 Retail trade—Con.</b>															
444	Bldg material & garden equip & supp dealers . . . . .	727	5 283	20 000	50	20	10	10	8	—	2	—	—	—	
4441	Building material & supplies dealers . . . . .	656	5 029	18 751	40	14	9	8	7	—	2	—	—	—	
44411	Home centers . . . . .	(E)	(D)	(D)	3	—	—	—	—	—	2	—	—	—	
44419	Other building material dealers . . . . .	347	3 321	11 161	28	8	7	6	7	—	—	—	—	—	
444190	Other building material dealers . . . . .	347	3 321	11 161	28	8	7	6	7	—	—	—	—	—	
445	Food & beverage stores . . . . .	901	4 147	17 671	51	26	7	4	8	4	2	—	—	—	
4451	Grocery stores . . . . .	738	3 532	15 135	30	13	4	2	5	4	2	—	—	—	
44511	Grocery (except convenience) stores . . . . .	643	3 229	14 022	18	8	—	1	3	4	2	—	—	—	
445110	Grocery (except convenience) stores . . . . .	643	3 229	14 022	18	8	—	1	3	4	2	—	—	—	
4452	Specialty food stores . . . . .	125	451	1 868	15	10	2	—	3	—	—	—	—	—	
446	Health & personal care stores . . . . .	375	2 072	9 580	36	15	9	8	3	1	—	—	—	—	
4461	Health & personal care stores . . . . .	375	2 072	9 580	36	15	9	8	3	1	—	—	—	—	
44611	Pharmacies & drug stores . . . . .	202	1 185	5 789	12	4	2	4	1	1	—	—	—	—	
446110	Pharmacies & drug stores . . . . .	202	1 185	5 789	12	4	2	4	1	1	—	—	—	—	
447	Gasoline stations . . . . .	341	1 294	4 939	46	11	25	9	1	—	—	—	—	—	
4471	Gasoline stations . . . . .	341	1 294	4 939	46	11	25	9	1	—	—	—	—	—	
44711	Gasoline stations with convenience stores . . . . .	279	1 056	3 917	37	7	21	9	—	—	—	—	—	—	
447110	Gasoline stations with convenience stores . . . . .	279	1 056	3 917	37	7	21	9	—	—	—	—	—	—	
448	Clothing & clothing accessories stores . . . . .	601	1 805	7 444	78	32	22	21	3	—	—	—	—	—	
4481	Clothing stores . . . . .	375	913	3 888	47	23	10	11	3	—	—	—	—	—	
44812	Women's clothing stores . . . . .	134	318	1 338	21	12	4	5	—	—	—	—	—	—	
448120	Women's clothing stores . . . . .	134	318	1 338	21	12	4	5	—	—	—	—	—	—	
4482	Shoe stores . . . . .	135	375	1 593	17	4	8	5	—	—	—	—	—	—	
44821	Shoe stores . . . . .	135	375	1 593	17	4	8	5	—	—	—	—	—	—	
448210	Shoe stores . . . . .	135	375	1 593	17	4	8	5	—	—	—	—	—	—	
451	Sporting goods, hobby, book & music stores . . . . .	258	748	2 943	30	15	7	4	4	—	—	—	—	—	
4511	Sporting goods, hobby, musical instrument stores . . . . .	179	514	2 025	17	8	4	1	4	—	—	—	—	—	
45112	Hobby, toy & game stores . . . . .	104	348	1 309	7	1	3	1	2	—	—	—	—	—	
451120	Hobby, toy & game stores . . . . .	104	348	1 309	7	1	3	1	2	—	—	—	—	—	
452	General merchandise stores . . . . .	1 695	5 965	25 431	26	2	12	1	2	2	6	1	—	—	
4521	Department stores . . . . .	1 413	4 988	21 573	9	—	—	—	1	2	5	1	—	—	
45211	Department stores . . . . .	1 413	4 988	21 573	9	—	—	—	1	2	5	1	—	—	
452110	Department stores . . . . .	1 413	4 988	21 573	9	—	—	—	1	2	5	1	—	—	
4529	Other general merchandise stores . . . . .	282	977	3 858	17	2	12	1	1	—	1	—	—	—	
45291	Warehouse clubs & superstores . . . . .	(C)	(D)	(D)	1	—	—	—	—	—	1	—	—	—	
45299	All other general merchandise stores . . . . .	(C)	(D)	(D)	16	2	12	1	1	—	—	—	—	—	
453	Miscellaneous store retailers . . . . .	420	1 430	6 157	51	17	17	12	5	—	—	—	—	—	
4532	Office supplies, stationery & gift stores . . . . .	177	638	2 726	19	3	9	5	2	—	—	—	—	—	
4539	Other miscellaneous store retailers . . . . .	120	382	1 793	15	7	3	3	2	—	—	—	—	—	
454	Nonstore retailers . . . . .	277	1 411	5 909	16	4	5	4	—	3	—	—	—	—	
4543	Direct selling establishments . . . . .	(C)	(D)	(D)	13	3	5	4	—	1	—	—	—	—	
45431	Fuel dealers . . . . .	109	720	2 817	7	1	3	2	—	1	—	—	—	—	
<b>48-49</b>	<b>Transportation &amp; warehousing . . . . .</b>	<b>1 255</b>	<b>6 090</b>	<b>28 757</b>	<b>82</b>	<b>44</b>	<b>20</b>	<b>9</b>	<b>6</b>	<b>2</b>	<b>—</b>	<b>—</b>	<b>1</b>	<b>—</b>	
481	Air transportation . . . . .	(F)	(D)	(D)	1	—	—	—	—	—	—	—	1	—	
4811	Scheduled air transportation . . . . .	(F)	(D)	(D)	1	—	—	—	—	—	—	—	1	—	
48111	Scheduled air transportation . . . . .	(F)	(D)	(D)	1	—	—	—	—	—	—	—	1	—	
484	Truck transportation . . . . .	349	2 368	10 703	45	22	13	5	5	—	—	—	—	—	
4841	General freight trucking . . . . .	162	1 172	5 164	15	4	6	2	3	—	—	—	—	—	
48412	General freight trucking, long-distance . . . . .	114	888	3 859	9	1	5	1	2	—	—	—	—	—	
4842	Specialized freight trucking . . . . .	187	1 196	5 539	30	18	7	3	2	—	—	—	—	—	
485	Transit & ground passenger transportation . . . . .	147	394	1 511	22	15	3	2	1	1	—	—	—	—	
492	Couriers & messengers . . . . .	(C)	(D)	(D)	2	—	1	—	—	1	—	—	—	—	
<b>51</b>	<b>Information . . . . .</b>	<b>1 341</b>	<b>10 535</b>	<b>40 566</b>	<b>43</b>	<b>14</b>	<b>4</b>	<b>11</b>	<b>8</b>	<b>3</b>	<b>1</b>	<b>2</b>	<b>—</b>	<b>—</b>	
511	Publishing industries . . . . .	(E)	(D)	(D)	6	1	2	2	—	—	—	1	—	—	
5111	Newspaper, periodical, book, database publishers . . . . .	(E)	(D)	(D)	6	1	2	2	—	—	—	1	—	—	
51111	Newspaper publishers . . . . .	(E)	(D)	(D)	3	—	1	1	—	—	—	1	—	—	
513	Broadcasting & telecommunications . . . . .	874	7 858	29 700	28	9	2	7	6	2	1	1	—	—	
5131	Radio & television broadcasting . . . . .	310	1 762	7 969	10	1	1	3	3	1	1	—	—	—	
51311	Radio broadcasting . . . . .	(C)	(D)	(D)	9	1	1	3	3	1	—	—	—	—	
51312	Television broadcasting . . . . .	(C)	(D)	(D)	1	—	—	—	—	—	1	—	—	—	
5133	Telecommunications . . . . .	564	6 096	21 731	18	8	1	4	3	1	—	1	—	—	
51331	Wired telecommunications carriers . . . . .	(E)	(D)	(D)	8	3	—	2	1	1	—	1	—	—	
514	Information & data processing services . . . . .	133	724	3 073	8	4	—	2	1	1	—	—	—	—	

See footnotes at end of table.



**Table 6. Counties—Employees, Payroll, and Establishments by Industry: 2001—Con.**

[Excludes most government employees, railroad employees, and self-employed persons. Size class 1 to 4 includes establishments with payroll, but no employees, during mid-March pay period. (D) denotes figures withheld to avoid disclosing data for individual companies; the data are included in broader industry totals. Detailed industries with 100 or more employees are shown if industry was not a (D). For explanation of terms, abbreviations, and data reliability/comparability, see introductory text]

NAICS code	Industry	Number of employees for week including March 12	Payroll (\$1,000)		Total number of establishments	Number of establishments by employment-size class								
			First quarter	Annual		1 to 4	5 to 9	10 to 19	20 to 49	50 to 99	100 to 249	250 to 499	500 to 999	1,000 or more
<b>WICOMICO—Con.</b>														
<b>52</b>	<b>Finance &amp; insurance</b> .....	<b>1 215</b>	<b>10 793</b>	<b>44 694</b>	<b>148</b>	<b>68</b>	<b>44</b>	<b>22</b>	<b>12</b>	<b>2</b>	—	—	—	—
522	Credit intermediation & related activities .....	698	5 415	22 982	79	24	30	16	9	—	—	—	—	—
5221	Depository credit intermediation .....	568	4 528	19 026	60	16	22	14	8	—	—	—	—	—
52211	Commercial banking .....	456	3 619	15 721	45	10	16	13	6	—	—	—	—	—
522110	Commercial banking .....	456	3 619	15 721	45	10	16	13	6	—	—	—	—	—
5222	Nondepository credit intermediation .....	(C)	(D)	(D)	17	6	8	2	1	—	—	—	—	—
52229	Other nondepository credit intermediation ....	(C)	(D)	(D)	17	6	8	2	1	—	—	—	—	—
524	Insurance carriers & related activities .....	425	4 069	16 814	57	37	11	5	2	2	—	—	—	—
5241	Insurance carriers .....	151	1 688	6 286	12	4	4	2	1	1	—	—	—	—
5242	Agencies & other insurance related activities ...	274	2 381	10 528	45	33	7	3	1	1	—	—	—	—
52421	Insurance agencies & brokerages .....	249	2 204	9 718	40	31	5	2	1	1	—	—	—	—
524210	Insurance agencies & brokerages .....	249	2 204	9 718	40	31	5	2	1	1	—	—	—	—
<b>53</b>	<b>Real estate &amp; rental &amp; leasing</b> .....	<b>549</b>	<b>3 154</b>	<b>14 175</b>	<b>114</b>	<b>82</b>	<b>15</b>	<b>13</b>	<b>3</b>	<b>1</b>	—	—	—	—
531	Real estate .....	383	2 310	10 511	84	67	6	7	3	1	—	—	—	—
5311	Lessors of real estate .....	142	553	2 241	26	21	2	1	1	1	—	—	—	—
5313	Activities related to real estate .....	181	1 272	6 278	29	21	2	4	2	—	—	—	—	—
53131	Real estate property managers .....	125	889	4 469	15	10	1	2	2	—	—	—	—	—
532	Rental & leasing services .....	166	844	3 664	30	15	9	6	—	—	—	—	—	—
<b>54</b>	<b>Professional, scientific &amp; technical services</b> .....	<b>1 164</b>	<b>8 990</b>	<b>42 258</b>	<b>192</b>	<b>127</b>	<b>29</b>	<b>24</b>	<b>10</b>	<b>2</b>	—	—	—	—
541	Professional, scientific & technical services .....	1 164	8 990	42 258	192	127	29	24	10	2	—	—	—	—
5411	Legal services .....	233	1 874	8 864	55	36	13	6	—	—	—	—	—	—
54111	Offices of lawyers .....	228	1 832	8 644	52	33	13	6	—	—	—	—	—	—
541110	Offices of lawyers .....	228	1 832	8 644	52	33	13	6	—	—	—	—	—	—
5412	Accounting, tax prep, bookkeep, payroll services .....	210	1 355	7 079	38	27	5	4	2	—	—	—	—	—
54121	Accounting, tax prep, bookkeep, payroll services .....	210	1 355	7 079	38	27	5	4	2	—	—	—	—	—
541211	Offices of certified public accountants .....	154	1 063	5 962	21	13	3	3	2	—	—	—	—	—
5413	Architectural, engineering & related services ...	345	3 474	15 672	31	14	5	8	2	2	—	—	—	—
54133	Engineering services .....	230	2 602	11 226	16	6	2	5	2	1	—	—	—	—
541330	Engineering services .....	230	2 602	11 226	16	6	2	5	2	1	—	—	—	—
5419	Oth professional, scientific, technical services ..	164	828	3 345	30	19	5	4	2	—	—	—	—	—
<b>55</b>	<b>Management of companies &amp; enterprises</b> .....	<b>702</b>	<b>8 455</b>	<b>37 216</b>	<b>10</b>	<b>3</b>	<b>1</b>	<b>1</b>	<b>4</b>	—	—	—	<b>1</b>	—
551	Management of companies & enterprises .....	702	8 455	37 216	10	3	1	1	4	—	—	—	1	—
5511	Management of companies & enterprises .....	702	8 455	37 216	10	3	1	1	4	—	—	—	1	—
55111	Management of companies & enterprises .....	702	8 455	37 216	10	3	1	1	4	—	—	—	1	—
<b>56</b>	<b>Admin, support, waste mgt, remediation services</b> .....	<b>2 711</b>	<b>10 880</b>	<b>45 385</b>	<b>134</b>	<b>69</b>	<b>16</b>	<b>21</b>	<b>19</b>	<b>4</b>	<b>3</b>	<b>1</b>	<b>1</b>	—
561	Administrative & support services .....	2 644	10 399	43 204	127	64	16	20	18	4	3	1	1	—
5613	Employment services .....	477	2 000	8 718	14	5	1	1	3	2	2	—	—	—
56132	Temporary help services .....	408	1 763	7 870	9	3	—	1	1	2	2	—	—	—
561320	Temporary help services .....	408	1 763	7 870	9	3	—	1	1	2	2	—	—	—
5614	Business support services .....	925	3 740	14 875	12	3	2	1	4	1	—	—	1	—
56142	Telephone call centers .....	803	3 031	11 784	3	—	—	—	1	1	—	—	1	—
561422	Telemarketing bureaus .....	803	3 031	11 784	3	—	—	—	1	1	—	—	1	—
5616	Investigation & security services .....	120	541	2 268	8	3	1	1	3	—	—	—	—	—
5617	Services to buildings & dwellings .....	480	1 546	7 837	64	35	11	13	4	1	—	—	—	—
56172	Janitorial services .....	212	416	1 820	21	12	3	3	2	1	—	—	—	—
561720	Janitorial services .....	212	416	1 820	21	12	3	3	2	1	—	—	—	—
56173	Landscaping services .....	142	455	2 659	27	16	5	6	—	—	—	—	—	—
561730	Landscaping services .....	142	455	2 659	27	16	5	6	—	—	—	—	—	—
5619	Other support services .....	533	1 444	5 725	12	6	—	2	2	—	1	1	—	—
56191	Packaging & labeling services .....	(C)	(D)	(D)	1	—	—	—	—	—	1	—	—	—
56199	All other support services .....	(E)	(D)	(D)	11	6	—	2	2	—	—	1	—	—
<b>61</b>	<b>Educational services</b> .....	<b>644</b>	<b>3 252</b>	<b>13 465</b>	<b>25</b>	<b>11</b>	<b>4</b>	<b>4</b>	<b>2</b>	<b>3</b>	—	<b>1</b>	—	—
611	Educational services .....	644	3 252	13 465	25	11	4	4	2	3	—	1	—	—
6111	Elementary & secondary schools .....	251	1 255	4 977	6	—	1	1	1	3	—	—	—	—
61111	Elementary & secondary schools .....	251	1 255	4 977	6	—	1	1	1	3	—	—	—	—
611110	Elementary & secondary schools .....	251	1 255	4 977	6	—	1	1	1	3	—	—	—	—
6112	Junior colleges .....	(E)	(D)	(D)	1	—	—	—	—	—	—	—	1	—
61121	Junior colleges .....	(E)	(D)	(D)	1	—	—	—	—	—	—	—	1	—
<b>62</b>	<b>Health care and social assistance</b> .....	<b>6 717</b>	<b>52 394</b>	<b>226 479</b>	<b>258</b>	<b>100</b>	<b>63</b>	<b>48</b>	<b>26</b>	<b>9</b>	<b>9</b>	<b>2</b>	—	<b>1</b>
621	Ambulatory health care services .....	2 082	20 613	103 406	184	73	45	42	17	5	2	—	—	—
6211	Offices of physicians .....	1 065	14 397	75 561	88	31	21	22	10	3	1	—	—	—
62111	Offices of physicians .....	1 065	14 397	75 561	88	31	21	22	10	3	1	—	—	—
621111	Offices of physicians (exc mental health) ...	1 022	14 177	74 778	82	27	20	22	9	3	1	—	—	—
6212	Offices of dentists .....	264	2 102	9 657	39	15	13	10	1	—	—	—	—	—
62121	Offices of dentists .....	264	2 102	9 657	39	15	13	10	1	—	—	—	—	—
621210	Offices of dentists .....	264	2 102	9 657	39	15	13	10	1	—	—	—	—	—
6213	Offices of other health practitioners .....	275	1 655	7 836	36	21	6	4	5	—	—	—	—	—
6214	Outpatient care centers .....	278	1 386	5 882	9	2	2	3	1	—	1	—	—	—
62142	Outpatient mental health, substance abuse ctrs .....	231	1 124	4 849	4	—	2	1	—	—	1	—	—	—
621420	Outpatient mental health, substance abuse ctrs .....	231	1 124	4 849	4	—	2	1	—	—	1	—	—	—
6219	Other ambulatory health care services .....	104	457	1 869	4	1	—	2	—	1	—	—	—	—

See footnotes at end of table.

**Table 6. Counties—Employees, Payroll, and Establishments by Industry: 2001—Con.**

[Excludes most government employees, railroad employees, and self-employed persons. Size class 1 to 4 includes establishments with payroll, but no employees, during mid-March pay period. (D) denotes figures withheld to avoid disclosing data for individual companies; the data are included in broader industry totals. Detailed industries with 100 or more employees are shown if industry was not a (D). For explanation of terms, abbreviations, and data reliability/comparability, see introductory text]

NAICS code	Industry	Number of employees for week including March 12	Payroll (\$1,000)		Total number of establishments	Number of establishments by employment-size class									
			First quarter	Annual		1 to 4	5 to 9	10 to 19	20 to 49	50 to 99	100 to 249	250 to 499	500 to 999	1,000 or more	
<b>WICOMICO—Con.</b>															
<b>62</b>	<b>Health care and social assistance—Con.</b>														
622	Hospitals .....	2 767	24 073	90 533	3	—	—	—	—	—	1	1	—	1	
6221	General medical & surgical hospitals .....	(H)	(D)	(D)	2	—	—	—	—	—	1	—	—	1	
62211	General medical & surgical hospitals .....	(H)	(D)	(D)	2	—	—	—	—	—	1	—	—	1	
6223	Other specialty hospitals .....	(E)	(D)	(D)	1	—	—	—	—	—	—	1	—	—	
62231	Other specialty hospitals .....	(E)	(D)	(D)	1	—	—	—	—	—	—	1	—	—	
623	Nursing & residential care facilities .....	997	4 740	20 488	19	5	4	2	1	3	3	1	—	—	
6231	Nursing care facilities .....	651	3 290	14 443	8	3	1	—	—	1	2	1	—	—	
62311	Nursing care facilities .....	651	3 290	14 443	8	3	1	—	—	1	2	1	—	—	
623110	Nursing care facilities .....	651	3 290	14 443	8	3	1	—	—	1	2	1	—	—	
6232	Residential mental retardation, health facil .....	(C)	(D)	(D)	4	—	1	1	—	1	1	—	—	—	
62321	Residential mental retardation facilities .....	(C)	(D)	(D)	1	—	—	—	—	—	1	—	—	—	
6233	Community care facilities for the elderly .....	123	488	2 148	6	2	1	1	1	1	—	—	—	—	
62331	Community care facilities for the elderly .....	123	488	2 148	6	2	1	1	1	1	—	—	—	—	
624	Social assistance .....	871	2 968	12 052	52	22	14	4	8	1	3	—	—	—	
6241	Individual & family services .....	351	1 178	4 641	16	6	6	—	2	1	1	—	—	—	
62412	Services for elderly & disabled persons .....	283	928	3 880	7	1	3	—	1	1	1	—	—	—	
624120	Services for elderly & disabled persons .....	283	928	3 880	7	1	3	—	1	1	1	—	—	—	
6242	Community, emergency & other relief services ..	106	492	1 976	10	3	3	3	1	—	—	—	—	—	
6243	Vocational rehabilitation services .....	254	770	3 272	7	2	2	—	1	—	2	—	—	—	
62431	Vocational rehabilitation services .....	254	770	3 272	7	2	2	—	1	—	2	—	—	—	
624310	Vocational rehabilitation services .....	254	770	3 272	7	2	2	—	1	—	2	—	—	—	
6244	Child day care services .....	160	528	2 163	19	11	3	1	4	—	—	—	—	—	
62441	Child day care services .....	160	528	2 163	19	11	3	1	4	—	—	—	—	—	
624410	Child day care services .....	160	528	2 163	19	11	3	1	4	—	—	—	—	—	
<b>71</b>	<b>Arts, entertainment &amp; recreation .....</b>	<b>353</b>	<b>905</b>	<b>4 899</b>	<b>24</b>	<b>16</b>	<b>3</b>	<b>—</b>	<b>3</b>	<b>1</b>	<b>1</b>	<b>—</b>	<b>—</b>	<b>—</b>	
713	Amusement, gambling & recreation industries .....	(E)	(D)	(D)	18	10	3	—	3	1	1	—	—	—	
7139	Other amusement & recreation industries .....	(E)	(D)	(D)	18	10	3	—	3	1	1	—	—	—	
71391	Golf courses & country clubs .....	126	429	2 841	4	2	—	—	1	1	—	—	—	—	
713910	Golf courses & country clubs .....	126	429	2 841	4	2	—	—	1	1	—	—	—	—	
71394	Fitness & recreational sports centers .....	166	313	1 383	9	5	2	—	1	—	1	—	—	—	
713940	Fitness & recreational sports centers .....	166	313	1 383	9	5	2	—	1	—	1	—	—	—	
<b>72</b>	<b>Accommodation &amp; food services .....</b>	<b>3 104</b>	<b>7 218</b>	<b>31 018</b>	<b>160</b>	<b>45</b>	<b>25</b>	<b>25</b>	<b>52</b>	<b>11</b>	<b>2</b>	<b>—</b>	<b>—</b>	<b>—</b>	
721	Accommodation .....	216	578	2 565	17	6	2	4	5	—	—	—	—	—	
7211	Traveler accommodation .....	(C)	(D)	(D)	15	4	2	4	5	—	—	—	—	—	
72111	Hotels (exc casino hotels) & motels .....	(C)	(D)	(D)	15	4	2	4	5	—	—	—	—	—	
722	Food services & drinking places .....	2 888	6 640	28 453	143	39	23	21	47	11	2	—	—	—	
7221	Full-service restaurants .....	1 616	3 796	15 699	63	18	9	6	20	8	2	—	—	—	
72211	Full-service restaurants .....	1 616	3 796	15 699	63	18	9	6	20	8	2	—	—	—	
722110	Full-service restaurants .....	1 616	3 796	15 699	63	18	9	6	20	8	2	—	—	—	
7222	Limited-service eating places .....	1 191	2 665	11 976	68	14	12	13	26	3	—	—	—	—	
72221	Limited-service eating places .....	1 191	2 665	11 976	68	14	12	13	26	3	—	—	—	—	
722211	Limited-service restaurants .....	1 079	2 383	10 721	57	10	10	9	26	2	—	—	—	—	
<b>81</b>	<b>Other services (except public administration) .....</b>	<b>1 620</b>	<b>7 150</b>	<b>29 874</b>	<b>254</b>	<b>140</b>	<b>64</b>	<b>33</b>	<b>16</b>	<b>1</b>	<b>—</b>	<b>—</b>	<b>—</b>	<b>—</b>	
811	Repair & maintenance .....	516	3 149	12 202	75	40	14	15	6	—	—	—	—	—	
8111	Automotive repair & maintenance .....	376	2 210	8 790	52	28	9	10	5	—	—	—	—	—	
81111	Automotive mechanical & electrical R&M .....	134	988	3 766	26	16	7	2	1	—	—	—	—	—	
81112	Automotive body, paint, interior & glass repair .....	100	764	3 172	14	7	1	6	—	—	—	—	—	—	
81119	Other automotive R&M .....	142	458	1 852	12	5	1	2	4	—	—	—	—	—	
812	Personal & laundry services .....	524	2 031	9 188	68	36	18	7	6	1	—	—	—	—	
8121	Personal care services .....	302	1 050	4 538	38	16	13	6	3	—	—	—	—	—	
81211	Hair, nail & skin care services .....	268	993	4 326	35	15	13	4	3	—	—	—	—	—	
8123	Drycleaning & laundry services .....	144	660	2 880	12	8	1	—	2	1	—	—	—	—	
813	Religious, grantmaking, civic, prof & like organizations .....	580	1 970	8 484	111	64	32	11	4	—	—	—	—	—	
8131	Religious organizations .....	280	919	3 848	51	27	17	5	2	—	—	—	—	—	
81311	Religious organizations .....	280	919	3 848	51	27	17	5	2	—	—	—	—	—	
813110	Religious organizations .....	280	919	3 848	51	27	17	5	2	—	—	—	—	—	
8134	Civic & social organizations .....	105	251	1 112	19	11	5	2	1	—	—	—	—	—	
81341	Civic & social organizations .....	105	251	1 112	19	11	5	2	1	—	—	—	—	—	
813410	Civic & social organizations .....	105	251	1 112	19	11	5	2	1	—	—	—	—	—	
8139	Business, labor, political, like organizations .....	112	338	1 519	28	19	5	4	—	—	—	—	—	—	
<b>95</b>	<b>Auxiliaries (exc corporate, subsidiary &amp; regional mgt) .....</b>	<b>(A)</b>	<b>(D)</b>	<b>(D)</b>	<b>1</b>	<b>1</b>	<b>—</b>	<b>—</b>	<b>—</b>	<b>—</b>	<b>—</b>	<b>—</b>	<b>—</b>	<b>—</b>	
<b>99</b>	<b>Unclassified establishments .....</b>	<b>(B)</b>	<b>(D)</b>	<b>(D)</b>	<b>20</b>	<b>17</b>	<b>3</b>	<b>—</b>	<b>—</b>	<b>—</b>	<b>—</b>	<b>—</b>	<b>—</b>	<b>—</b>	

See footnotes at end of table.

**Table 6. Counties—Employees, Payroll, and Establishments by Industry: 2001—Con.**

[Excludes most government employees, railroad employees, and self-employed persons. Size class 1 to 4 includes establishments with payroll, but no employees, during mid-March pay period. (D) denotes figures withheld to avoid disclosing data for individual companies; the data are included in broader industry totals. Detailed industries with 100 or more employees are shown if industry was not a (D). For explanation of terms, abbreviations, and data reliability/comparability, see introductory text]

NAICS code	Industry	Number of employees for week including March 12	Payroll (\$1,000)		Total number of establishments	Number of establishments by employment-size class								
			First quarter	Annual		1 to 4	5 to 9	10 to 19	20 to 49	50 to 99	100 to 249	250 to 499	500 to 999	1,000 or more
<b>WORCESTER</b>														
	<b>Total</b> .....	<b>18 462</b>	<b>92 640</b>	<b>469 061</b>	<b>2 155</b>	<b>1 334</b>	<b>381</b>	<b>250</b>	<b>135</b>	<b>40</b>	<b>9</b>	<b>4</b>	<b>2</b>	<b>-</b>
11	Forestry, fishing, hunting, and agriculture support .....	28	94	402	15	13	2	-	-	-	-	-	-	-
21	Mining .....	(A)	(D)	(D)	1	-	-	1	-	-	-	-	-	-
22	Utilities .....	(A)	(D)	(D)	1	-	-	1	-	-	-	-	-	-
23	Construction .....	1 547	8 870	39 630	289	193	50	30	14	2	-	-	-	-
233	Building, developing & general contracting .....	545	3 383	14 366	103	70	13	16	4	-	-	-	-	-
2332	Residential building construction .....	388	2 242	9 685	89	62	12	14	1	-	-	-	-	-
23321	Single-family housing construction .....	369	2 121	9 102	84	58	12	13	1	-	-	-	-	-
233210	Single-family housing construction .....	369	2 121	9 102	84	58	12	13	1	-	-	-	-	-
2333	Nonresidential building construction .....	(C)	(D)	(D)	12	7	1	1	3	-	-	-	-	-
23332	Commercial & institutional bldg construction ..	119	867	3 435	10	6	1	1	2	-	-	-	-	-
233320	Commercial & institutional bldg construction ..	119	867	3 435	10	6	1	1	2	-	-	-	-	-
235	Special trade contractors .....	940	5 169	23 704	171	113	32	14	10	2	-	-	-	-
2351	Plumbing, heating & AC contractor .....	379	2 211	10 099	48	28	9	4	6	1	-	-	-	-
23511	Plumbing, heating & AC contractor .....	379	2 211	10 099	48	28	9	4	6	1	-	-	-	-
235110	Plumbing, heating & AC contractor .....	379	2 211	10 099	48	28	9	4	6	1	-	-	-	-
2353	Electrical contractors .....	185	920	4 225	25	16	5	1	2	1	-	-	-	-
23531	Electrical contractors .....	185	920	4 225	25	16	5	1	2	1	-	-	-	-
235310	Electrical contractors .....	185	920	4 225	25	16	5	1	2	1	-	-	-	-
31-33	<b>Manufacturing</b> .....	<b>1 654</b>	<b>8 717</b>	<b>35 878</b>	<b>39</b>	<b>15</b>	<b>5</b>	<b>7</b>	<b>4</b>	<b>5</b>	<b>1</b>	<b>1</b>	<b>1</b>	<b>-</b>
311	Food mfg .....	1 241	6 378	25 953	14	2	-	5	3	2	-	1	1	-
3111	Animal food mfg .....	121	883	3 991	3	-	-	1	1	1	-	-	-	-
31111	Animal food mfg .....	121	883	3 991	3	-	-	1	1	1	-	-	-	-
3116	Animal slaughtering & processing .....	(F)	(D)	(D)	4	-	-	2	-	-	-	1	1	-
31161	Animal slaughtering & processing .....	(F)	(D)	(D)	4	-	-	2	-	-	-	1	1	-
326	Plastics & rubber products mfg .....	(C)	(D)	(D)	2	-	-	-	1	-	-	-	-	-
3261	Plastics product mfg .....	(C)	(D)	(D)	2	-	-	-	1	-	-	1	-	-
32619	Other plastics product mfg .....	(C)	(D)	(D)	1	-	-	-	-	-	-	1	-	-
42	<b>Wholesale trade</b> .....	<b>1 385</b>	<b>16 228</b>	<b>65 593</b>	<b>83</b>	<b>49</b>	<b>19</b>	<b>9</b>	<b>5</b>	<b>-</b>	<b>-</b>	<b>-</b>	<b>1</b>	<b>-</b>
421	Wholesale trade, durable goods .....	271	1 701	7 582	43	23	12	5	3	-	-	-	-	-
422	Wholesale trade, nondurable goods .....	1 114	14 527	58 011	40	26	7	4	2	-	-	-	1	-
4224	Grocery & related product whse .....	(F)	(D)	(D)	11	6	3	1	-	-	-	-	1	-
42241	General line grocery whse .....	(F)	(D)	(D)	1	-	-	-	-	-	-	-	1	-
44-45	<b>Retail trade</b> .....	<b>3 310</b>	<b>14 132</b>	<b>74 066</b>	<b>465</b>	<b>277</b>	<b>96</b>	<b>59</b>	<b>24</b>	<b>7</b>	<b>1</b>	<b>1</b>	<b>-</b>	<b>-</b>
441	Motor vehicle & parts dealers .....	447	2 817	12 359	30	15	5	3	3	4	-	-	-	-
4411	Automobile dealers .....	289	2 191	10 111	12	5	1	1	2	3	-	-	-	-
44111	New car dealers .....	272	2 126	9 821	8	2	-	1	2	3	-	-	-	-
441110	New car dealers .....	272	2 126	9 821	8	2	-	1	2	3	-	-	-	-
4413	Automotive parts, accessories & tire stores .....	120	468	1 493	12	7	2	2	-	1	-	-	-	-
44131	Automotive parts, accessories & tire stores .....	104	374	1 085	9	5	2	1	-	1	-	-	-	-
441310	Automotive parts, accessories & tire stores .....	104	374	1 085	9	5	2	1	-	1	-	-	-	-
442	Furniture & home furnishing stores .....	181	865	3 718	20	7	3	8	2	-	-	-	-	-
4421	Furniture stores .....	108	564	2 435	8	2	-	4	2	-	-	-	-	-
44211	Furniture stores .....	108	564	2 435	8	2	-	4	2	-	-	-	-	-
442110	Furniture stores .....	108	564	2 435	8	2	-	4	2	-	-	-	-	-
444	Bldg material & garden equip & supp dealers .....	170	813	3 682	32	19	8	4	1	-	-	-	-	-
4441	Building material & supplies dealers .....	136	692	3 062	24	15	4	4	1	-	-	-	-	-
445	Food & beverage stores .....	594	2 655	15 855	81	51	13	8	6	3	-	-	-	-
4451	Grocery stores .....	472	2 300	13 298	44	22	7	7	5	3	-	-	-	-
44511	Grocery (except convenience) stores .....	355	1 883	10 522	20	7	2	4	4	3	-	-	-	-
445110	Grocery (except convenience) stores .....	355	1 883	10 522	20	7	2	4	4	3	-	-	-	-
44512	Convenience stores .....	117	417	2 776	24	15	5	3	1	-	-	-	-	-
445120	Convenience stores .....	117	417	2 776	24	15	5	3	1	-	-	-	-	-
446	Health & personal care stores .....	196	916	4 710	25	10	6	6	3	-	-	-	-	-
4461	Health & personal care stores .....	196	916	4 710	25	10	6	6	3	-	-	-	-	-
44611	Pharmacies & drug stores .....	151	788	4 043	14	3	3	5	3	-	-	-	-	-
446110	Pharmacies & drug stores .....	151	788	4 043	14	3	3	5	3	-	-	-	-	-
447	Gasoline stations .....	175	565	3 052	32	14	11	6	1	-	-	-	-	-
4471	Gasoline stations .....	175	565	3 052	32	14	11	6	1	-	-	-	-	-
44711	Gasoline stations with convenience stores .....	130	418	2 390	21	9	6	5	1	-	-	-	-	-
447110	Gasoline stations with convenience stores .....	130	418	2 390	21	9	6	5	1	-	-	-	-	-
448	Clothing & clothing accessories stores .....	536	1 535	11 229	113	67	27	18	1	-	-	-	-	-
4481	Clothing stores .....	406	1 083	8 806	83	48	19	15	1	-	-	-	-	-
44812	Women's clothing stores .....	110	309	1 804	15	4	6	5	-	-	-	-	-	-
448120	Women's clothing stores .....	110	309	1 804	15	4	6	5	-	-	-	-	-	-
44814	Family clothing stores .....	147	332	2 043	18	6	4	7	1	-	-	-	-	-
448140	Family clothing stores .....	147	332	2 043	18	6	4	7	1	-	-	-	-	-
452	General merchandise stores .....	639	2 340	10 836	17	5	6	1	3	-	1	1	-	-
4529	Other general merchandise stores .....	(F)	(D)	(D)	16	5	6	1	2	-	1	1	-	-
45291	Warehouse clubs & superstores .....	(E)	(D)	(D)	1	-	-	-	-	-	-	1	-	-
45299	All other general merchandise stores .....	(E)	(D)	(D)	15	5	6	1	2	-	1	-	-	-
453	Miscellaneous store retailers .....	155	547	3 249	59	50	6	1	2	-	-	-	-	-
48-49	<b>Transportation &amp; warehousing</b> .....	<b>117</b>	<b>647</b>	<b>3 025</b>	<b>42</b>	<b>32</b>	<b>8</b>	<b>2</b>	<b>-</b>	<b>-</b>	<b>-</b>	<b>-</b>	<b>-</b>	<b>-</b>

See footnotes at end of table.

**Table 6. Counties—Employees, Payroll, and Establishments by Industry: 2001—Con.**

[Excludes most government employees, railroad employees, and self-employed persons. Size class 1 to 4 includes establishments with payroll, but no employees, during mid-March pay period. (D) denotes figures withheld to avoid disclosing data for individual companies; the data are included in broader industry totals. Detailed industries with 100 or more employees are shown if industry was not a (D). For explanation of terms, abbreviations, and data reliability/comparability, see introductory text]

NAICS code	Industry	Number of employees for week including March 12	Payroll (\$1,000)		Total number of establishments	Number of establishments by employment-size class								
			First quarter	Annual		1 to 4	5 to 9	10 to 19	20 to 49	50 to 99	100 to 249	250 to 499	500 to 999	1,000 or more
<b>WORCESTER—Con.</b>														
<b>51</b>	<b>Information</b>	<b>229</b>	<b>1 832</b>	<b>7 072</b>	<b>27</b>	<b>13</b>	<b>6</b>	<b>6</b>	<b>2</b>	—	—	—	—	—
511	Publishing industries	101	619	2 397	14	5	5	4	—	—	—	—	—	—
513	Broadcasting & telecommunications	(C)	(D)	(D)	11	8	1	—	2	—	—	—	—	—
<b>52</b>	<b>Finance &amp; insurance</b>	<b>445</b>	<b>3 424</b>	<b>14 190</b>	<b>85</b>	<b>48</b>	<b>29</b>	<b>6</b>	<b>2</b>	—	—	—	—	—
522	Credit intermediation & related activities	354	2 411	10 049	60	30	23	5	2	—	—	—	—	—
5221	Depository credit intermediation	312	2 038	8 088	45	17	22	4	2	—	—	—	—	—
52211	Commercial banking	285	1 905	7 548	37	12	19	4	2	—	—	—	—	—
522110	Commercial banking	285	1 905	7 548	37	12	19	4	2	—	—	—	—	—
<b>53</b>	<b>Real estate &amp; rental &amp; leasing</b>	<b>537</b>	<b>3 037</b>	<b>15 643</b>	<b>154</b>	<b>115</b>	<b>23</b>	<b>13</b>	<b>3</b>	—	—	—	—	—
531	Real estate	463	2 788	14 001	123	91	17	12	3	—	—	—	—	—
5312	Offices of real estate agents & brokers	250	1 789	8 003	63	46	11	4	2	—	—	—	—	—
53121	Offices of real estate agents & brokers	250	1 789	8 003	63	46	11	4	2	—	—	—	—	—
531210	Offices of real estate agents & brokers	250	1 789	8 003	63	46	11	4	2	—	—	—	—	—
5313	Activities related to real estate	168	817	4 959	32	19	4	8	1	—	—	—	—	—
53131	Real estate property managers	126	640	3 182	21	11	2	8	—	—	—	—	—	—
531311	Residential property managers	120	612	2 739	18	9	1	8	—	—	—	—	—	—
<b>54</b>	<b>Professional, scientific &amp; technical services</b>	<b>430</b>	<b>2 493</b>	<b>14 084</b>	<b>127</b>	<b>99</b>	<b>14</b>	<b>13</b>	<b>1</b>	—	—	—	—	—
541	Professional, scientific & technical services	430	2 493	14 084	127	99	14	13	1	—	—	—	—	—
5411	Legal services	112	820	5 399	30	25	2	2	1	—	—	—	—	—
54111	Offices of lawyers	104	791	5 161	26	21	2	2	1	—	—	—	—	—
541110	Offices of lawyers	104	791	5 161	26	21	2	2	1	—	—	—	—	—
5412	Accounting, tax prep, bookkeep, payroll services	104	543	2 440	29	22	2	5	—	—	—	—	—	—
54121	Accounting, tax prep, bookkeep, payroll services	104	543	2 440	29	22	2	5	—	—	—	—	—	—
<b>55</b>	<b>Management of companies &amp; enterprises</b>	<b>(B)</b>	<b>(D)</b>	<b>(D)</b>	<b>4</b>	<b>2</b>	—	<b>1</b>	<b>1</b>	—	—	—	—	—
<b>56</b>	<b>Admin. support, waste mgt, remediation services</b>	<b>514</b>	<b>2 234</b>	<b>12 730</b>	<b>76</b>	<b>49</b>	<b>15</b>	<b>7</b>	<b>3</b>	<b>2</b>	—	—	—	—
561	Administrative & support services	(F)	(D)	(D)	75	49	14	7	3	2	—	—	—	—
5611	Office administrative services	170	846	6 154	10	5	1	1	2	1	—	—	—	—
56111	Office administrative services	170	846	6 154	10	5	1	1	2	1	—	—	—	—
561110	Office administrative services	170	846	6 154	10	5	1	1	2	1	—	—	—	—
5617	Services to buildings & dwellings	175	462	3 192	41	28	8	4	1	—	—	—	—	—
56172	Janitorial services	123	278	1 399	23	16	2	4	1	—	—	—	—	—
561720	Janitorial services	123	278	1 399	23	16	2	4	1	—	—	—	—	—
<b>61</b>	<b>Educational services</b>	<b>(C)</b>	<b>(D)</b>	<b>(D)</b>	<b>6</b>	<b>4</b>	<b>1</b>	—	—	<b>1</b>	—	—	—	—
611	Educational services	(C)	(D)	(D)	6	4	1	—	—	1	—	—	—	—
<b>62</b>	<b>Health care and social assistance</b>	<b>1 261</b>	<b>7 660</b>	<b>33 607</b>	<b>87</b>	<b>43</b>	<b>22</b>	<b>14</b>	<b>4</b>	<b>2</b>	<b>1</b>	<b>1</b>	—	—
621	Ambulatory health care services	272	1 660	7 877	57	36	11	9	1	—	—	—	—	—
622	Hospitals	(E)	(D)	(D)	1	—	—	—	—	—	—	1	—	—
6221	General medical & surgical hospitals	(E)	(D)	(D)	1	—	—	—	—	—	—	1	—	—
62211	General medical & surgical hospitals	(E)	(D)	(D)	1	—	—	—	—	—	—	1	—	—
623	Nursing & residential care facilities	(E)	(D)	(D)	5	—	1	—	1	2	1	—	—	—
6231	Nursing care facilities	358	1 980	7 578	3	—	—	—	—	2	1	—	—	—
62311	Nursing care facilities	358	1 980	7 578	3	—	—	—	—	2	1	—	—	—
623110	Nursing care facilities	358	1 980	7 578	3	—	—	—	—	2	1	—	—	—
624	Social assistance	(C)	(D)	(D)	24	7	10	5	2	—	—	—	—	—
<b>71</b>	<b>Arts, entertainment &amp; recreation</b>	<b>445</b>	<b>1 541</b>	<b>11 001</b>	<b>63</b>	<b>38</b>	<b>6</b>	<b>14</b>	<b>3</b>	<b>2</b>	—	—	—	—
713	Amusement, gambling & recreation industries	436	1 508	10 392	52	27	6	14	3	2	—	—	—	—
7131	Amusement parks & arcades	(C)	(D)	(D)	9	4	1	3	—	1	—	—	—	—
7139	Other amusement & recreation industries	334	1 069	6 684	42	22	5	11	3	1	—	—	—	—
71391	Golf courses & country clubs	102	315	1 957	6	1	2	2	—	1	—	—	—	—
713910	Golf courses & country clubs	102	315	1 957	6	1	2	2	—	1	—	—	—	—
<b>72</b>	<b>Accommodation &amp; food services</b>	<b>5 418</b>	<b>16 294</b>	<b>117 221</b>	<b>382</b>	<b>188</b>	<b>53</b>	<b>54</b>	<b>62</b>	<b>19</b>	<b>5</b>	<b>1</b>	—	—
721	Accommodation	1 820	6 820	44 087	108	54	14	16	14	7	2	1	—	—
7211	Traveler accommodation	(G)	(D)	(D)	102	51	12	16	13	7	2	1	—	—
72111	Hotels (exc casino hotels) & motels	1 769	6 682	42 627	100	50	11	16	13	7	2	1	—	—
721110	Hotels (exc casino hotels) & motels	1 769	6 682	42 627	100	50	11	16	13	7	2	1	—	—
722	Food services & drinking places	3 598	9 474	73 134	274	134	39	38	48	12	3	—	—	—
7221	Full-service restaurants	2 472	6 413	52 348	148	57	23	22	36	8	2	—	—	—
72211	Full-service restaurants	2 472	6 413	52 348	148	57	23	22	36	8	2	—	—	—
722110	Full-service restaurants	2 472	6 413	52 348	148	57	23	22	36	8	2	—	—	—
7222	Limited-service eating places	899	2 244	13 991	101	63	11	13	10	3	1	—	—	—
72221	Limited-service eating places	899	2 244	13 991	101	63	11	13	10	3	1	—	—	—
722211	Limited-service restaurants	857	2 118	12 669	82	49	6	13	10	3	1	—	—	—
7224	Drinking places (alcoholic beverages)	200	740	6 368	19	9	5	3	1	1	—	—	—	—
72241	Drinking places (alcoholic beverages)	200	740	6 368	19	9	5	3	1	1	—	—	—	—
722410	Drinking places (alcoholic beverages)	200	740	6 368	19	9	5	3	1	1	—	—	—	—

See footnotes at end of table.

**Table 6. Counties—Employees, Payroll, and Establishments by Industry: 2001—Con.**

[Excludes most government employees, railroad employees, and self-employed persons. Size class 1 to 4 includes establishments with payroll, but no employees, during mid-March pay period. (D) denotes figures withheld to avoid disclosing data for individual companies; the data are included in broader industry totals. Detailed industries with 100 or more employees are shown if industry was not a (D). For explanation of terms, abbreviations, and data reliability/comparability, see introductory text]

NAICS code	Industry	Number of employees for week including March 12	Payroll (\$1,000)		Total number of establishments	Number of establishments by employment-size class									
			First quarter	Annual		1 to 4	5 to 9	10 to 19	20 to 49	50 to 99	100 to 249	250 to 499	500 to 999	1,000 or more	
<b>WORCESTER—Con.</b>															
<b>81</b>	<b>Other services (except public administration)</b>	<b>925</b>	<b>3 955</b>	<b>18 367</b>	<b>184</b>	<b>133</b>	<b>32</b>	<b>11</b>	<b>7</b>	<b>—</b>	<b>1</b>	<b>—</b>	<b>—</b>	<b>—</b>	
811	Repair & maintenance	177	918	3 954	42	33	6	—	3	—	—	—	—	—	
812	Personal & laundry services	216	744	3 878	44	31	7	4	2	—	—	—	—	—	
8121	Personal care services	153	513	2 851	30	19	6	4	1	—	—	—	—	—	
81211	Hair, nail & skin care services (C)	(C)	(D)	(D)	28	18	5	4	1	—	—	—	—	—	
812112	Beauty salons	142	487	2 623	26	16	5	4	1	—	—	—	—	—	
813	Religious, grantmaking, civic, prof & like organizations	532	2 293	10 535	98	69	19	7	2	—	1	—	—	—	
8131	Religious organizations	171	599	2 538	41	32	6	1	2	—	—	—	—	—	
81311	Religious organizations	171	599	2 538	41	32	6	1	2	—	—	—	—	—	
813110	Religious organizations	171	599	2 538	41	32	6	1	2	—	—	—	—	—	
8139	Business, labor, political, like organizations	323	1 535	7 279	42	24	11	6	—	—	1	—	—	—	
81399	Oth similar organizations (exc business, prof, labor, pol)	303	1 463	6 990	35	18	10	6	—	—	1	—	—	—	
813990	Oth similar organizations (exc business, prof, labor, pol)	303	1 463	6 990	35	18	10	6	—	—	1	—	—	—	
<b>95</b>	<b>Auxiliaries (exc corporate, subsidiary &amp; regional mgt)</b>	<b>(A)</b>	<b>(D)</b>	<b>(D)</b>	<b>3</b>	<b>2</b>	<b>—</b>	<b>1</b>	<b>—</b>	<b>—</b>	<b>—</b>	<b>—</b>	<b>—</b>	<b>—</b>	
<b>99</b>	<b>Unclassified establishments</b>	<b>(B)</b>	<b>(D)</b>	<b>(D)</b>	<b>22</b>	<b>21</b>	<b>—</b>	<b>1</b>	<b>—</b>	<b>—</b>	<b>—</b>	<b>—</b>	<b>—</b>	<b>—</b>	
<b>BALTIMORE (IC)</b>															
	<b>Total</b>	<b>305 394</b>	<b>2 901 399</b>	<b>11 478 732</b>	<b>13 583</b>	<b>6 766</b>	<b>2 566</b>	<b>1 910</b>	<b>1 363</b>	<b>519</b>	<b>306</b>	<b>89</b>	<b>37</b>	<b>27</b>	
<b>11</b>	<b>Forestry, fishing, hunting, and agriculture support</b>	<b>(A)</b>	<b>(D)</b>	<b>(D)</b>	<b>2</b>	<b>1</b>	<b>1</b>	<b>—</b>	<b>—</b>	<b>—</b>	<b>—</b>	<b>—</b>	<b>—</b>	<b>—</b>	
<b>21</b>	<b>Mining</b>	<b>(B)</b>	<b>(D)</b>	<b>(D)</b>	<b>3</b>	<b>1</b>	<b>—</b>	<b>1</b>	<b>1</b>	<b>—</b>	<b>—</b>	<b>—</b>	<b>—</b>	<b>—</b>	
<b>22</b>	<b>Utilities</b>	<b>(I)</b>	<b>(D)</b>	<b>(D)</b>	<b>26</b>	<b>4</b>	<b>1</b>	<b>4</b>	<b>4</b>	<b>4</b>	<b>2</b>	<b>2</b>	<b>4</b>	<b>1</b>	
221	Utilities	(I)	(D)	(D)	26	4	1	4	4	4	2	2	4	1	
2211	Elec pwr generation, transmns & distribution	(I)	(D)	(D)	23	4	1	2	4	3	2	2	4	1	
22111	Electric power generation (C)	(C)	(D)	(D)	4	1	—	—	1	2	—	—	—	—	
22112	Electric pwr transmns, control & distribution	(I)	(D)	(D)	19	3	1	2	3	1	2	2	4	1	
<b>23</b>	<b>Construction</b>	<b>11 526</b>	<b>101 814</b>	<b>438 018</b>	<b>729</b>	<b>363</b>	<b>119</b>	<b>102</b>	<b>96</b>	<b>32</b>	<b>13</b>	<b>3</b>	<b>1</b>	<b>—</b>	
233	Building, developing & general contracting	1 991	21 352	91 108	210	118	42	27	17	3	3	—	—	—	
2332	Residential building construction	867	8 496	35 695	144	93	30	12	7	1	1	—	—	—	
23321	Single-family housing construction	735	7 116	29 705	132	88	28	10	4	1	1	—	—	—	
233210	Single-family housing construction	735	7 116	29 705	132	88	28	10	4	1	1	—	—	—	
23322	Multifamily housing construction	132	1 380	5 990	12	5	2	2	3	—	—	—	—	—	
233220	Multifamily housing construction	132	1 380	5 990	12	5	2	2	3	—	—	—	—	—	
2333	Nonresidential building construction	1 045	11 507	49 804	56	18	11	14	9	2	2	—	—	—	
23331	Mfg & industrial building construction	111	1 364	5 578	10	5	2	1	2	—	—	—	—	—	
233310	Mfg & industrial building construction	111	1 364	5 578	10	5	2	1	2	—	—	—	—	—	
23332	Commercial & institutional bldg construction	934	10 143	44 226	46	13	9	13	7	2	2	—	—	—	
233320	Commercial & institutional bldg construction	934	10 143	44 226	46	13	9	13	7	2	2	—	—	—	
234	Heavy construction	907	7 187	30 424	33	10	2	4	10	6	1	—	—	—	
2341	Highway, street, bridge & tunnel construction	349	2 468	11 404	11	2	—	1	6	2	—	—	—	—	
23411	Highway & street construction (E)	(E)	(D)	(D)	9	1	—	1	6	1	—	—	—	—	
2349	Other heavy construction	558	4 719	19 200	22	8	2	3	4	4	1	—	—	—	
23491	Water, sewer & pipeline construction	320	2 378	9 619	8	2	—	1	2	2	1	—	—	—	
234910	Water, sewer & pipeline construction	320	2 378	9 619	8	2	—	1	2	2	1	—	—	—	
23499	All other heavy construction	186	2 033	7 844	10	5	2	—	1	2	—	—	—	—	
234990	All other heavy construction	186	2 033	7 844	10	5	2	—	1	2	—	—	—	—	
235	Special trade contractors	8 628	73 275	316 486	486	235	75	71	69	23	9	3	1	—	
2351	Plumbing, heating & AC contractor	2 020	18 155	72 256	95	39	14	14	19	5	3	1	—	—	
23511	Plumbing, heating & AC contractor	2 020	18 155	72 256	95	39	14	14	19	5	3	1	—	—	
235110	Plumbing, heating & AC contractor	2 020	18 155	72 256	95	39	14	14	19	5	3	1	—	—	
2352	Painting & wall covering contractors	572	3 535	17 733	67	43	10	5	6	3	—	—	—	—	
23521	Painting & wall covering contractors	572	3 535	17 733	67	43	10	5	6	3	—	—	—	—	
235210	Painting & wall covering contractors	572	3 535	17 733	67	43	10	5	6	3	—	—	—	—	
2353	Electrical contractors	1 867	20 195	88 784	76	33	12	16	8	4	1	1	1	—	
23531	Electrical contractors	1 867	20 195	88 784	76	33	12	16	8	4	1	1	1	—	
235310	Electrical contractors	1 867	20 195	88 784	76	33	12	16	8	4	1	1	1	—	
2354	Masonry, drywall, insulation, tile contractors	1 266	8 738	36 882	52	18	13	11	7	1	1	1	—	—	
23541	Masonry & stone contractors	196	1 427	6 036	18	6	6	3	3	—	—	—	—	—	
235410	Masonry & stone contractors	196	1 427	6 036	18	6	6	3	3	—	—	—	—	—	
23542	Drywall, acoustical & insulation contractors	995	6 811	28 948	24	9	3	5	4	1	1	1	—	—	
235420	Drywall, acoustical & insulation contractors	995	6 811	28 948	24	9	3	5	4	1	1	1	—	—	
2355	Carpentry & floor contractors	473	3 604	14 128	56	35	8	7	4	2	—	—	—	—	
23551	Carpentry contractors	354	2 352	8 954	43	28	6	4	4	1	—	—	—	—	
235510	Carpentry contractors	354	2 352	8 954	43	28	6	4	4	1	—	—	—	—	
23552	Floor laying & other floor contractors	119	1 252	5 174	13	7	2	3	—	1	—	—	—	—	
235520	Floor laying & other floor contractors	119	1 252	5 174	13	7	2	3	—	1	—	—	—	—	
2356	Roofing, siding, & sheet metal contractors	1 013	7 131	32 688	44	18	5	7	9	3	2	—	—	—	
23561	Roofing, siding, & sheet metal contractors	1 013	7 131	32 688	44	18	5	7	9	3	2	—	—	—	
235610	Roofing, siding, & sheet metal contractors	1 013	7 131	32 688	44	18	5	7	9	3	2	—	—	—	
2357	Concrete contractors	165	1 642	7 548	16	7	6	1	1	1	—	—	—	—	
23571	Concrete contractors	165	1 642	7 548	16	7	6	1	1	1	—	—	—	—	
235710	Concrete contractors	165	1 642	7 548	16	7	6	1	1	1	—	—	—	—	

See footnotes at end of table.

**Table 6. Counties—Employees, Payroll, and Establishments by Industry: 2001—Con.**

[Excludes most government employees, railroad employees, and self-employed persons. Size class 1 to 4 includes establishments with payroll, but no employees, during mid-March pay period. (D) denotes figures withheld to avoid disclosing data for individual companies; the data are included in broader industry totals. Detailed industries with 100 or more employees are shown if industry was not a (D). For explanation of terms, abbreviations, and data reliability/comparability, see introductory text]

NAICS code	Industry	Number of employees for week including March 12	Payroll (\$1,000)		Total number of establishments	Number of establishments by employment-size class									
			First quarter	Annual		1 to 4	5 to 9	10 to 19	20 to 49	50 to 99	100 to 249	250 to 499	500 to 999	1,000 or more	
<b>23</b>	<b>BALTIMORE (IC)—Con.</b>														
	<b>Construction—Con.</b>														
235	Special trade contractors—Con.														
2359	Other special trade contractors	1 252	10 275	46 467	80	42	7	10	15	4	2	—	—	—	—
23591	Structural steel erection contractors	216	1 800	7 138	10	3	2	1	3	1	—	—	—	—	—
235910	Structural steel erection contractors	216	1 800	7 138	10	3	2	1	3	1	—	—	—	—	—
23592	Glass & glazing contractors	248	1 809	8 738	12	5	2	1	3	—	1	—	—	—	—
235920	Glass & glazing contractors	248	1 809	8 738	12	5	2	1	3	—	1	—	—	—	—
23593	Excavation contractors	262	2 087	10 264	6	2	—	1	2	—	1	—	—	—	—
235930	Excavation contractors	262	2 087	10 264	6	2	—	1	2	—	1	—	—	—	—
23599	All other special trade contractors	375	2 802	12 445	39	24	2	6	5	2	—	—	—	—	—
235990	All other special trade contractors	375	2 802	12 445	39	24	2	6	5	2	—	—	—	—	—
<b>31-33</b>	<b>Manufacturing</b>	<b>24 185</b>	<b>240 888</b>	<b>941 377</b>	<b>608</b>	<b>152</b>	<b>100</b>	<b>123</b>	<b>120</b>	<b>59</b>	<b>36</b>	<b>15</b>	<b>2</b>	<b>1</b>	
311	Food mfg	3 771	30 584	126 865	71	17	15	9	13	5	9	2	1	—	—
3112	Grain & oilseed milling	(E)	(D)	(D)	2	—	—	—	1	—	1	—	—	—	—
31122	Starch & vegetable fats & oils mfg	(C)	(D)	(D)	1	—	—	—	—	—	1	—	—	—	—
3113	Sugar & confectionery product mfg	589	7 718	27 570	8	3	1	—	2	—	1	1	—	—	—
31131	Sugar mfg	(E)	(D)	(D)	1	—	—	—	—	—	—	1	—	—	—
31134	Nonchocolate confectionery mfg	(C)	(D)	(D)	3	2	—	—	—	—	1	—	—	—	—
3115	Dairy product mfg	(E)	(D)	(D)	2	—	1	—	—	—	—	1	—	—	—
31151	Dairy product (exc frozen) mfg	(E)	(D)	(D)	1	—	—	—	—	—	—	1	—	—	—
3116	Animal slaughtering & processing	266	1 781	7 693	8	1	1	3	1	1	1	—	—	—	—
31161	Animal slaughtering & processing	266	1 781	7 693	8	1	1	3	1	1	1	—	—	—	—
3117	Seafood product preparation & packaging	(C)	(D)	(D)	1	—	—	—	—	—	1	—	—	—	—
31171	Seafood product preparation & packaging	(C)	(D)	(D)	1	—	—	—	—	—	1	—	—	—	—
3118	Bakeries & tortilla mfg	1 512	10 231	44 302	36	11	10	3	7	1	3	—	1	—	—
31181	Bread & bakery product mfg	1 492	10 146	43 908	32	9	8	3	7	1	3	—	1	—	—
311811	Retail bakeries	289	1 593	6 713	16	5	6	2	2	—	1	—	—	—	—
311812	Commercial bakeries	1 203	8 553	37 195	16	4	2	1	5	1	2	—	1	—	—
3119	Other food mfg	600	4 144	19 463	13	2	2	3	1	3	2	—	—	—	—
31199	All other food mfg	(E)	(D)	(D)	5	2	1	—	—	—	2	—	—	—	—
312	Beverage & tobacco product mfg	635	5 040	22 909	5	1	—	—	1	2	—	1	—	—	—
3121	Beverage mfg	635	5 040	22 909	5	1	—	—	1	2	—	1	—	—	—
31211	Soft drink & ice mfg	635	5 040	22 909	5	1	—	—	1	2	—	1	—	—	—
313	Textile mills	(E)	(D)	(D)	5	—	1	2	1	—	—	1	—	—	—
3133	Textile, fabric finishing, fabric coating mills	288	2 534	8 910	4	—	1	2	—	—	—	1	—	—	—
31331	Textile & fabric finishing mills	288	2 534	8 910	4	—	1	2	—	—	—	1	—	—	—
313311	Broadwoven fabric finishing mills	288	2 534	8 910	4	—	1	2	—	—	—	1	—	—	—
314	Textile product mills	350	2 618	10 876	17	4	3	4	4	2	—	—	—	—	—
3149	Other textile product mills	283	1 611	7 794	12	3	2	2	3	2	—	—	—	—	—
31491	Textile bag & canvas mills	183	1 092	5 069	8	1	2	2	2	1	—	—	—	—	—
31499	All other textile product mills	100	519	2 725	4	2	—	—	1	1	—	—	—	—	—
314999	All other miscellaneous textile product mills	100	519	2 725	4	2	—	—	1	1	—	—	—	—	—
315	Apparel manufacturing	583	2 755	10 976	27	9	3	4	7	4	—	—	—	—	—
3152	Cut & sew apparel mfg	444	1 959	7 865	17	5	1	2	6	3	—	—	—	—	—
31521	Cut & sew apparel contractors	123	598	2 660	4	2	—	—	1	1	—	—	—	—	—
31522	Men's, boys' cut & sew apparel mfg	187	783	3 049	6	—	1	—	4	1	—	—	—	—	—
31523	Women's, girls' cut & sew apparel mfg	(C)	(D)	(D)	5	2	—	1	1	1	—	—	—	—	—
3159	Apparel accessories & other apparel mfg	139	796	3 111	10	4	2	2	1	1	—	—	—	—	—
31599	Apparel accessories & other apparel mfg	139	796	3 111	10	4	2	2	1	1	—	—	—	—	—
315999	Other apparel accessories & other apparel mfg	139	796	3 111	10	4	2	2	1	1	—	—	—	—	—
321	Wood product mfg	184	1 173	4 503	12	5	—	5	1	1	—	—	—	—	—
3219	Other wood product mfg	(C)	(D)	(D)	11	4	—	5	1	1	—	—	—	—	—
322	Paper mfg	1 164	9 531	38 100	16	1	—	3	3	4	5	—	—	—	—
3222	Converted paper product mfg	1 164	9 531	38 100	16	1	—	3	3	4	5	—	—	—	—
32221	Paperboard container mfg	900	7 032	29 041	13	1	—	2	2	4	4	—	—	—	—
32223	Stationery product mfg	(C)	(D)	(D)	1	—	—	—	—	—	1	—	—	—	—
323	Printing & related support activities	2 566	22 023	90 647	106	35	16	18	21	12	4	—	—	—	—
3231	Printing & related support activities	2 566	22 023	90 647	106	35	16	18	21	12	4	—	—	—	—
32311	Printing	1 901	16 610	68 867	88	31	15	14	17	8	3	—	—	—	—
323110	Commercial lithographic printing	895	8 487	35 141	44	16	8	7	8	4	1	—	—	—	—
323113	Commercial screen printing	268	2 483	10 243	11	5	—	1	3	2	—	—	—	—	—
323114	Quick printing	204	1 390	5 937	15	5	4	3	2	1	—	—	—	—	—
323119	Other commercial printing	126	916	3 921	10	3	2	2	3	—	—	—	—	—	—
32312	Printing support activities	665	5 413	21 780	18	4	1	4	4	1	—	—	—	—	—
323121	Tradebinding & related work	444	3 241	12 705	8	1	—	1	3	2	1	—	—	—	—
323122	Prepress services	221	2 172	9 075	10	3	1	3	1	2	—	—	—	—	—
324	Petroleum & coal products mfg	322	3 374	17 171	7	1	1	2	1	1	1	—	—	—	—
3241	Petroleum & coal products mfg	322	3 374	17 171	7	1	1	2	1	1	1	—	—	—	—
32412	Asphalt paving, roofing & saturated mat mfg	(E)	(D)	(D)	4	1	—	1	—	1	1	—	—	—	—

See footnotes at end of table.

**Table 6. Counties—Employees, Payroll, and Establishments by Industry: 2001—Con.**

[Excludes most government employees, railroad employees, and self-employed persons. Size class 1 to 4 includes establishments with payroll, but no employees, during mid-March pay period. (D) denotes figures withheld to avoid disclosing data for individual companies; the data are included in broader industry totals. Detailed industries with 100 or more employees are shown if industry was not a (D). For explanation of terms, abbreviations, and data reliability/comparability, see introductory text]

NAICS code	Industry	Number of employees for week including March 12	Payroll (\$1,000)		Total number of establishments	Number of establishments by employment-size class									
			First quarter	Annual		1 to 4	5 to 9	10 to 19	20 to 49	50 to 99	100 to 249	250 to 499	500 to 999	1,000 or more	
<b>BALTIMORE (IC)—Con.</b>															
<b>31-33 Manufacturing—Con.</b>															
325	Chemical mfg . . . . .	4 437	66 852	245 736	48	7	7	8	6	8	6	5	1	—	
3251	Basic chemical mfg . . . . .	1 921	31 569	119 784	16	1	2	4	1	2	4	1	1	—	
32513	Synthetic dye & pigment mfg . . . . .	(E)	(D)	(D)	2	—	—	—	—	2	—	—	—	—	
32518	Other basic inorganic chemical mfg . . . . .	(G)	(D)	(D)	10	—	1	4	1	2	1	—	1	—	
32519	Other basic organic chemical mfg . . . . .	(E)	(D)	(D)	3	1	—	—	—	—	1	1	—	—	
3254	Pharmaceutical & medicine mfg . . . . .	726	14 848	44 935	7	3	—	—	—	2	1	1	—	—	
32541	Pharmaceutical & medicine mfg . . . . .	726	14 848	44 935	7	3	—	—	—	2	1	1	—	—	
3255	Paint, coating & adhesive mfg . . . . .	535	4 743	20 074	8	—	—	2	4	1	—	1	—	—	
32551	Paint & coating mfg . . . . .	(E)	(D)	(D)	6	—	—	1	3	1	—	1	—	—	
3256	Soap, cleaners & toilet preparation mfg . . . . .	1 009	12 514	49 140	10	2	2	1	—	3	—	2	—	—	
32561	Soap & cleaning compound mfg . . . . .	(F)	(D)	(D)	8	1	2	1	—	2	—	2	—	—	
3259	Other chemical product & preparation mfg . . . . .	246	3 178	11 803	7	1	3	1	1	—	1	—	—	—	
32599	All other chemical product & preparation mfg . . . . .	(C)	(D)	(D)	6	1	2	1	1	—	1	—	—	—	
326	Plastics & rubber products mfg . . . . .	2 009	16 061	62 284	29	6	2	5	8	4	—	4	—	—	
3261	Plastics product mfg . . . . .	1 783	14 358	54 973	20	3	2	4	5	2	—	4	—	—	
32613	Laminated plastics plate, sheet & shape mfg . . . . .	(E)	(D)	(D)	2	1	—	—	—	—	—	1	—	—	
32616	Plastics bottle mfg . . . . .	(E)	(D)	(D)	2	—	—	1	—	—	—	1	—	—	
32619	Other plastics product mfg . . . . .	1 074	8 725	34 282	13	1	2	3	3	2	—	2	—	—	
326199	All other plastics product mfg . . . . .	1 074	8 725	34 282	13	1	2	3	3	2	—	2	—	—	
3262	Rubber product mfg . . . . .	226	1 703	7 311	9	3	—	1	3	2	—	—	—	—	
32629	Other rubber product mfg . . . . .	(C)	(D)	(D)	6	1	—	1	3	1	—	—	—	—	
327	Nonmetallic mineral product mfg . . . . .	1 099	10 542	42 981	18	4	3	6	—	—	4	1	—	—	
3271	Clay product & refractory mfg . . . . .	(C)	(D)	(D)	2	—	—	1	—	—	1	—	—	—	
32711	Pottery, ceramics & plumbing fixture mfg . . . . .	(C)	(D)	(D)	1	—	—	—	—	—	1	—	—	—	
3272	Glass & glass product mfg . . . . .	(E)	(D)	(D)	4	1	2	—	—	—	—	1	—	—	
32721	Glass & glass product mfg . . . . .	(E)	(D)	(D)	4	1	2	—	—	—	—	1	—	—	
3273	Cement & concrete product mfg . . . . .	(C)	(D)	(D)	5	1	1	2	—	—	1	—	—	—	
32739	Other concrete product mfg . . . . .	219	2 007	6 765	4	1	1	1	—	—	1	—	—	—	
327390	Other concrete product mfg . . . . .	219	2 007	6 765	4	1	1	1	—	—	1	—	—	—	
3274	Lime & gypsum product mfg . . . . .	(E)	(D)	(D)	3	1	—	—	—	—	2	—	—	—	
32742	Gypsum product mfg . . . . .	(E)	(D)	(D)	3	1	—	—	—	—	2	—	—	—	
331	Primary metal mfg . . . . .	(C)	(D)	(D)	12	3	3	1	5	—	—	—	—	—	
332	Fabricated metal product mfg . . . . .	2 234	19 066	77 753	95	17	17	27	24	6	4	—	—	—	
3323	Architectural & structural metals mfg . . . . .	615	5 051	21 320	28	3	3	11	10	—	1	—	—	—	
33231	Plate work & fabricated structural prod mfg . . . . .	302	2 752	11 241	10	1	1	3	4	—	1	—	—	—	
33232	Ornamental & architectural metal prod mfg . . . . .	313	2 299	10 079	18	2	2	8	6	—	—	—	—	—	
332322	Sheet metal work mfg . . . . .	164	1 283	5 535	7	—	—	4	3	—	—	—	—	—	
332323	Ornamental & architectural metal work mfg . . . . .	106	749	3 405	7	—	2	3	2	—	—	—	—	—	
3326	Spring & wire product mfg . . . . .	164	1 364	7 566	3	—	—	—	2	1	—	—	—	—	
33261	Spring & wire product mfg . . . . .	164	1 364	7 566	3	—	—	—	2	1	—	—	—	—	
332618	Other fabricated wire product mfg . . . . .	164	1 364	7 566	3	—	—	—	2	1	—	—	—	—	
3327	Mach shops, turn prod, screw, nut, bolt mfg . . . . .	770	7 430	28 114	30	7	6	10	4	—	3	—	—	—	
33271	Machine shops . . . . .	770	7 430	28 114	30	7	6	10	4	—	3	—	—	—	
332710	Machine shops . . . . .	770	7 430	28 114	30	7	6	10	4	—	3	—	—	—	
3328	Coating, engrave, heat treating & oth activity . . . . .	353	2 933	10 788	16	4	4	2	2	4	—	—	—	—	
33281	Coating, engrave, heat treating & oth activity . . . . .	353	2 933	10 788	16	4	4	2	2	4	—	—	—	—	
332813	Electropl, plating, polish, anodize, coloring . . . . .	175	1 371	4 841	9	2	2	2	1	2	—	—	—	—	
3329	Other fabricated metal product mfg . . . . .	144	1 035	4 588	12	3	3	4	2	—	—	—	—	—	
33299	All other fabricated metal product mfg . . . . .	144	1 035	4 588	12	3	3	4	2	—	—	—	—	—	
333	Machinery mfg . . . . .	373	3 570	13 939	26	9	7	6	1	3	—	—	—	—	
3339	Other general purpose machinery mfg . . . . .	247	2 524	9 876	12	3	4	2	—	3	—	—	—	—	
33399	All other general purpose machinery mfg . . . . .	(C)	(D)	(D)	9	3	2	1	—	3	—	—	—	—	
334	Computer & electronic product mfg . . . . .	185	1 882	8 012	8	2	1	2	2	1	—	—	—	—	
336	Transportation equipment mfg . . . . .	2 023	27 817	102 595	14	5	—	1	4	2	—	1	—	1	
3361	Motor vehicle mfg . . . . .	(G)	(D)	(D)	1	—	—	—	—	—	—	—	—	1	
33611	Automobile & light duty motor vehicle mfg . . . . .	(G)	(D)	(D)	1	—	—	—	—	—	—	—	—	1	
3364	Aerospace product & parts mfg . . . . .	(E)	(D)	(D)	1	—	—	—	—	—	—	1	—	—	
33641	Aerospace product & parts mfg . . . . .	(E)	(D)	(D)	1	—	—	—	—	—	—	1	—	—	
3366	Ship & boat building . . . . .	144	1 419	5 183	5	2	—	1	—	2	—	—	—	—	
33661	Ship & boat building . . . . .	144	1 419	5 183	5	2	—	1	—	2	—	—	—	—	
336611	Ship building & repairing . . . . .	144	1 419	5 183	5	2	—	1	—	2	—	—	—	—	
337	Furniture & related product mfg . . . . .	694	5 508	21 275	42	12	14	6	7	2	1	—	—	—	
3371	HH & institutional furniture & kitchen cabinet mfg . . . . .	411	3 541	13 435	28	10	10	3	4	—	1	—	—	—	
33711	Wood kitchen cabinet & countertop mfg . . . . .	120	802	3 279	14	5	5	3	1	—	—	—	—	—	
337110	Wood kitchen cabinet & countertop mfg . . . . .	120	802	3 279	14	5	5	3	1	—	—	—	—	—	
33712	Household & institutional furniture mfg . . . . .	291	2 739	10 156	14	5	5	—	3	—	1	—	—	—	
3372	Office furniture (including fixtures) mfg . . . . .	(E)	(D)	(D)	13	2	3	3	3	2	—	—	—	—	
33721	Office furniture (including fixtures) mfg . . . . .	(E)	(D)	(D)	13	2	3	3	3	2	—	—	—	—	
337215	Showcase, partition, shelving & locker mfg . . . . .	123	825	3 321	5	—	—	3	1	1	—	—	—	—	
339	Miscellaneous mfg . . . . .	944	7 632	26 515	41	13	6	8	10	2	2	—	—	—	
3391	Medical equipment & supplies mfg . . . . .	241	1 917	7 913	10	5	1	1	1	1	1	—	—	—	
33911	Medical equipment & supplies mfg . . . . .	241	1 917	7 913	10	5	1	1	1	1	1	—	—	—	
3399	Other miscellaneous mfg . . . . .	703	5 715	18 602	31	8	5	7	9	1	1	—	—	—	
33993	Doll, toy & game mfg . . . . .	(C)	(D)	(D)	2	—	—	—	1	—	1	—	—	—	
33995	Sign mfg . . . . .	199	1 583	6 187	14	3	3	3	5	—	—	—	—	—	
339950	Sign mfg . . . . .	199	1 583	6 187	14	3	3	3	5	—	—	—	—	—	
33999	All other misc mfg . . . . .	205	1 344	5 031	8	1	1	3	2	1	—	—	—	—	

See footnotes at end of table.

**Table 6. Counties—Employees, Payroll, and Establishments by Industry: 2001—Con.**

[Excludes most government employees, railroad employees, and self-employed persons. Size class 1 to 4 includes establishments with payroll, but no employees, during mid-March pay period. (D) denotes figures withheld to avoid disclosing data for individual companies; the data are included in broader industry totals. Detailed industries with 100 or more employees are shown if industry was not a (D). For explanation of terms, abbreviations, and data reliability/comparability, see introductory text]

NAICS code	Industry	Number of employees for week including March 12	Payroll (\$1,000)		Total number of establishments	Number of establishments by employment-size class								
			First quarter	Annual		1 to 4	5 to 9	10 to 19	20 to 49	50 to 99	100 to 249	250 to 499	500 to 999	1,000 or more
<b>BALTIMORE (IC)—Con.</b>														
<b>42</b>	<b>Wholesale trade</b>	<b>13 132</b>	<b>140 128</b>	<b>552 107</b>	<b>760</b>	<b>284</b>	<b>162</b>	<b>149</b>	<b>96</b>	<b>47</b>	<b>21</b>	<b>1</b>	—	—
421	Wholesale trade, durable goods	7 939	92 525	355 304	458	166	105	90	56	28	12	1	—	—
4211	Motor vehicle, motor vehicle pt & supply whsle	807	6 181	23 759	50	19	13	8	5	4	1	—	—	—
42111	Automobile & other motor vehicle whsle	328	3 283	12 119	17	8	4	1	2	1	1	—	—	—
421110	Automobile & other motor vehicle whsle	328	3 283	12 119	17	8	4	1	2	1	1	—	—	—
42112	Motor vehicle supplies & new parts whsle	260	1 329	5 698	22	7	6	5	3	1	—	—	—	—
421120	Motor vehicle supplies & new parts whsle	260	1 329	5 698	22	7	6	5	3	1	—	—	—	—
42114	Motor vehicle parts (used) whsle	(C)	(D)	(D)	7	2	3	1	—	1	—	—	—	—
4212	Furniture & home furnishing whsle	610	6 640	28 484	22	7	3	3	5	2	2	—	—	—
42121	Furniture whsle	372	4 416	18 854	8	2	—	1	2	1	2	—	—	—
421210	Furniture whsle	372	4 416	18 854	8	2	—	1	2	1	2	—	—	—
42122	Home furnishing whsle	238	2 224	9 630	14	5	3	2	3	1	—	—	—	—
421220	Home furnishing whsle	238	2 224	9 630	14	5	3	2	3	1	—	—	—	—
4213	Lumber & other construction materials whsle	387	4 062	16 661	34	14	6	8	5	1	—	—	—	—
42131	Lumber, plywood, millwork & wood panel whsle	235	2 477	9 433	16	6	2	3	4	1	—	—	—	—
421310	Lumber, plywood, millwork & wood panel whsle	235	2 477	9 433	16	6	2	3	4	1	—	—	—	—
4214	Professional & commercial equip & supp whsle	1 886	32 062	109 517	75	29	15	11	10	6	3	1	—	—
42142	Office equipment whsle	420	4 993	17 556	14	4	2	3	3	—	2	—	—	—
421420	Office equipment whsle	420	4 993	17 556	14	4	2	3	3	—	2	—	—	—
42143	Computer & peripheral equip & software whsle	666	18 019	56 844	18	9	6	—	1	—	1	1	—	—
421430	Computer & peripheral equip & software whsle	666	18 019	56 844	18	9	6	—	1	—	1	1	—	—
42144	Other commercial equipment whsle	194	1 988	7 485	15	5	2	2	1	—	—	—	—	—
421440	Other commercial equipment whsle	194	1 988	7 485	15	5	2	2	1	—	—	—	—	—
42145	Medical, dental, hospital equip & supp whsle	101	1 124	4 227	14	9	—	4	1	—	—	—	—	—
421450	Medical, dental, hospital equip & supp whsle	101	1 124	4 227	14	9	—	4	1	—	—	—	—	—
42146	Ophthalmic goods whsle	206	1 563	7 163	4	1	—	—	1	2	—	—	—	—
421460	Ophthalmic goods whsle	206	1 563	7 163	4	1	—	—	1	2	—	—	—	—
42149	Oth professional equipment & supplies whsle	213	2 761	10 455	7	1	1	2	1	2	—	—	—	—
421490	Oth professional equipment & supplies whsle	213	2 761	10 455	7	1	1	2	1	2	—	—	—	—
4215	Metal & mineral (except petroleum) whsle	907	9 372	36 525	27	5	7	4	4	5	2	—	—	—
42151	Metal service centers & offices whsle	(F)	(D)	(D)	25	5	6	4	4	4	2	—	—	—
4216	Electrical goods whsle	638	9 854	39 848	42	17	11	8	2	3	1	—	—	—
42161	Elec equip, wiring supp, const material whsle	229	2 586	10 051	18	5	6	5	1	1	—	—	—	—
421610	Elec equip, wiring supp, const material whsle	229	2 586	10 051	18	5	6	5	1	1	—	—	—	—
42169	Other electronic parts & equipment whsle	392	7 119	29 154	21	11	3	3	1	2	1	—	—	—
421690	Other electronic parts & equipment whsle	392	7 119	29 154	21	11	3	3	1	2	1	—	—	—
4217	Hardware, plumb & heating equip & sup whsle	497	5 181	21 627	48	18	13	10	6	1	—	—	—	—
42171	Hardware whsle	168	1 810	7 218	16	7	3	3	3	—	—	—	—	—
421710	Hardware whsle	168	1 810	7 218	16	7	3	3	3	—	—	—	—	—
42172	Plumbing & heating equipment & supplies whsle	(C)	(D)	(D)	15	6	5	2	2	—	—	—	—	—
42173	Warm air heating & AC equip & supplies whsle	181	1 918	8 508	14	3	5	4	1	1	—	—	—	—
421730	Warm air heating & AC equip & supplies whsle	181	1 918	8 508	14	3	5	4	1	1	—	—	—	—
4218	Machinery, equipment & supplies whsle	1 399	12 755	50 355	109	37	26	29	11	4	2	—	—	—
42183	Industrial machinery & equipment whsle	643	6 671	25 640	51	19	10	16	3	2	1	—	—	—
421830	Industrial machinery & equipment whsle	643	6 671	25 640	51	19	10	16	3	2	1	—	—	—
42184	Industrial supplies whsle	431	4 332	17 710	30	6	9	6	7	2	—	—	—	—
421840	Industrial supplies whsle	431	4 332	17 710	30	6	9	6	7	2	—	—	—	—
42185	Service establishment equip & supplies whsle	227	838	3 358	15	7	3	3	1	—	1	—	—	—
421850	Service establishment equip & supplies whsle	227	838	3 358	15	7	3	3	1	—	1	—	—	—
4219	Miscellaneous durable goods whsle	808	6 418	28 528	51	20	11	9	8	2	1	—	—	—
42191	Sporting & recreational goods & supply whsle	127	1 068	5 033	10	5	2	—	3	—	—	—	—	—
421910	Sporting & recreational goods & supply whsle	127	1 068	5 033	10	5	2	—	3	—	—	—	—	—
42192	Toy & hobby goods & supplies whsle	(C)	(D)	(D)	2	—	1	—	—	—	1	—	—	—
42193	Recyclable material whsle	430	3 518	14 171	25	6	6	6	5	2	—	—	—	—
421930	Recyclable material whsle	430	3 518	14 171	25	6	6	6	5	2	—	—	—	—
422	Wholesale trade, nondurable goods	5 193	47 603	196 803	302	118	57	59	40	19	9	—	—	—
4221	Paper & paper product whsle	492	5 172	23 564	25	5	6	6	4	4	—	—	—	—
42212	Stationery & office supplies whsle	(C)	(D)	(D)	11	2	2	4	2	1	—	—	—	—
42213	Industrial & personal service paper whsle	317	3 448	16 087	13	2	4	2	2	3	—	—	—	—
422130	Industrial & personal service paper whsle	317	3 448	16 087	13	2	4	2	2	3	—	—	—	—
4222	Drugs & druggists' sundries whsle	292	3 937	15 735	12	4	2	3	1	1	1	—	—	—
42221	Drugs & druggists' sundries whsle	292	3 937	15 735	12	4	2	3	1	1	1	—	—	—
422210	Drugs & druggists' sundries whsle	292	3 937	15 735	12	4	2	3	1	1	1	—	—	—
4223	Apparel, piece goods & notions whsle	628	4 767	19 905	41	13	11	10	4	2	1	—	—	—
42232	Men's & boys' clothing & furnishings whsle	144	1 128	4 302	15	5	4	4	2	—	—	—	—	—
422320	Men's & boys' clothing & furnishings whsle	144	1 128	4 302	15	5	4	4	2	—	—	—	—	—
42233	Women's, children's, infants' clothing whsle	157	789	3 595	11	3	4	2	—	2	—	—	—	—
422330	Women's, children's, infants' clothing whsle	157	789	3 595	11	3	4	2	—	2	—	—	—	—
42234	Footwear whsle	236	1 680	6 233	6	1	2	1	1	—	1	—	—	—
422340	Footwear whsle	236	1 680	6 233	6	1	2	1	1	—	1	—	—	—
4224	Grocery & related product whsle	1 704	12 652	49 838	102	43	16	21	15	4	3	—	—	—
42241	General line grocery whsle	243	1 333	5 483	14	5	2	5	1	—	—	—	—	—
422410	General line grocery whsle	243	1 333	5 483	14	5	2	5	1	—	—	—	—	—
42242	Packaged frozen food whsle	115	654	3 201	9	4	1	1	3	—	—	—	—	—
422420	Packaged frozen food whsle	115	654	3 201	9	4	1	1	3	—	—	—	—	—

See footnotes at end of table.



**Table 6. Counties—Employees, Payroll, and Establishments by Industry: 2001—Con.**

[Excludes most government employees, railroad employees, and self-employed persons. Size class 1 to 4 includes establishments with payroll, but no employees, during mid-March pay period. (D) denotes figures withheld to avoid disclosing data for individual companies; the data are included in broader industry totals. Detailed industries with 100 or more employees are shown if industry was not a (D). For explanation of terms, abbreviations, and data reliability/comparability, see introductory text]

NAICS code	Industry	Number of employees for week including March 12	Payroll (\$1,000)		Total number of establishments	Number of establishments by employment-size class									
			First quarter	Annual		1 to 4	5 to 9	10 to 19	20 to 49	50 to 99	100 to 249	250 to 499	500 to 999	1,000 or more	
<b>BALTIMORE (IC)—Con.</b>															
<b>42 Wholesale trade—Con.</b>															
422	Wholesale trade, nondurable goods—Con.														
4224	Grocery & related product whsle—Con.														
42244	Poultry & poultry product whsle	137	876	3 503	5	1	—	2	1	1	—	—	—	—	
422440	Poultry & poultry product whsle	137	876	3 503	5	1	—	2	1	1	—	—	—	—	
42245	Confectionery whsle	241	2 552	8 637	12	5	2	4	—	—	1	—	—	—	
422450	Confectionery whsle	241	2 552	8 637	12	5	2	4	—	—	1	—	—	—	
42247	Meat & meat product whsle	161	1 296	5 433	9	3	2	2	1	1	—	—	—	—	
422470	Meat & meat product whsle	161	1 296	5 433	9	3	2	2	1	1	—	—	—	—	
42248	Fresh fruit & vegetable whsle	103	659	2 657	9	5	3	—	—	1	—	—	—	—	
422480	Fresh fruit & vegetable whsle	103	659	2 657	9	5	3	—	—	1	—	—	—	—	
42249	Other grocery & related products whsle	621	4 718	18 267	36	15	4	7	9	—	1	—	—	—	
422490	Other grocery & related products whsle	621	4 718	18 267	36	15	4	7	9	—	1	—	—	—	
4226	Chemical & allied products whsle	(C)	(D)	(D)	29	15	5	5	4	—	—	—	—	—	
42269	Other chemical & allied products whsle	194	2 259	8 967	25	13	5	4	3	—	—	—	—	—	
422690	Other chemical & allied products whsle	194	2 259	8 967	25	13	5	4	3	—	—	—	—	—	
4227	Petroleum & petroleum products whsle	261	3 195	14 969	22	5	8	5	3	1	—	—	—	—	
42271	Petroleum bulk stations & terminals	125	1 654	5 885	10	1	4	3	2	—	—	—	—	—	
422710	Petroleum bulk stations & terminals	125	1 654	5 885	10	1	4	3	2	—	—	—	—	—	
42272	Petroleum prod whsle (exc bulk sta, terminals)	136	1 541	9 084	12	4	4	2	1	1	—	—	—	—	
422720	Petroleum prod whsle (exc bulk sta, terminals)	136	1 541	9 084	12	4	4	2	1	1	—	—	—	—	
4228	Beer, wine, distilled alcoholic beverage whsle	614	7 280	31 022	9	3	2	—	—	1	3	—	—	—	
42281	Beer & ale whsle	(E)	(D)	(D)	5	2	1	—	—	—	2	—	—	—	
42282	Wine & distilled alcoholic beverage whsle	(E)	(D)	(D)	4	1	1	—	—	1	1	—	—	—	
4229	Miscellaneous nondurable goods whsle	952	7 732	32 538	61	30	7	9	8	6	1	—	—	—	
42291	Farm supplies whsle	196	584	2 428	6	1	1	2	1	—	1	—	—	—	
422910	Farm supplies whsle	196	584	2 428	6	1	1	2	1	—	1	—	—	—	
42292	Book, periodical & newspaper whsle	259	3 155	11 539	16	9	1	2	1	3	—	—	—	—	
422920	Book, periodical & newspaper whsle	259	3 155	11 539	16	9	1	2	1	3	—	—	—	—	
42293	Flower, nursery stock, florists' supplies whsle	137	927	4 103	5	2	—	—	2	1	—	—	—	—	
422930	Flower, nursery stock, florists' supplies whsle	137	927	4 103	5	2	—	—	2	1	—	—	—	—	
42294	Tobacco & tobacco product whsle	161	1 306	6 346	5	2	1	—	—	2	—	—	—	—	
422940	Tobacco & tobacco product whsle	161	1 306	6 346	5	2	1	—	—	2	—	—	—	—	
42299	Other miscellaneous nondurable goods whsle	100	873	4 305	22	15	2	4	1	—	—	—	—	—	
422990	Other miscellaneous nondurable goods whsle	100	873	4 305	22	15	2	4	1	—	—	—	—	—	
<b>44-45</b>	<b>Retail trade</b>	<b>19 872</b>	<b>100 558</b>	<b>431 534</b>	<b>2 157</b>	<b>1 181</b>	<b>469</b>	<b>313</b>	<b>128</b>	<b>39</b>	<b>26</b>	<b>1</b>	<b>—</b>	<b>—</b>	
441	Motor vehicle & parts dealers	2 377	17 670	85 815	129	47	34	25	10	7	6	—	—	—	
4411	Automobile dealers	1 571	12 513	64 424	54	28	9	3	2	6	6	—	—	—	
44111	New car dealers	1 325	11 487	59 181	21	6	1	1	2	6	5	—	—	—	
441110	New car dealers	1 325	11 487	59 181	21	6	1	1	2	6	5	—	—	—	
44112	Used car dealers	246	1 026	5 243	33	22	8	2	—	—	1	—	—	—	
441120	Used car dealers	246	1 026	5 243	33	22	8	2	—	—	1	—	—	—	
4413	Automotive parts, accessories & tire stores	716	4 287	18 074	67	16	23	21	6	1	—	—	—	—	
44131	Automotive parts, accessories & tire stores	506	2 755	11 783	46	11	16	14	4	1	—	—	—	—	
441310	Automotive parts, accessories & tire stores	506	2 755	11 783	46	11	16	14	4	1	—	—	—	—	
44132	Tire dealers	210	1 532	6 291	21	5	7	7	2	—	—	—	—	—	
441320	Tire dealers	210	1 532	6 291	21	5	7	7	2	—	—	—	—	—	
442	Furniture & home furnishing stores	465	3 012	12 616	60	35	11	9	4	1	—	—	—	—	
4421	Furniture stores	290	2 298	9 166	31	17	5	6	2	1	—	—	—	—	
44211	Furniture stores	290	2 298	9 166	31	17	5	6	2	1	—	—	—	—	
442110	Furniture stores	290	2 298	9 166	31	17	5	6	2	1	—	—	—	—	
4422	Home furnishings stores	175	714	3 450	29	18	6	3	2	—	—	—	—	—	
44229	Other home furnishings stores	116	288	1 243	17	9	4	3	1	—	—	—	—	—	
443	Electronics & appliance stores	309	2 108	8 213	62	36	16	9	1	—	—	—	—	—	
4431	Electronics & appliance stores	309	2 108	8 213	62	36	16	9	1	—	—	—	—	—	
44311	Appliance, TV & all other electronics stores	173	1 204	4 057	39	25	9	5	—	—	—	—	—	—	
443112	Radio, television & other electronics stores	133	985	3 261	30	19	7	4	—	—	—	—	—	—	
444	Bldg material & garden equip & supp dealers	1 249	9 403	40 704	100	44	31	10	10	4	1	—	—	—	
4441	Building material & supplies dealers	1 194	9 086	39 406	90	40	27	8	10	4	1	—	—	—	
44411	Home centers	(E)	(D)	(D)	8	6	1	—	—	—	1	—	—	—	
44419	Other building material dealers	798	6 890	30 132	55	17	19	7	8	4	—	—	—	—	
444190	Other building material dealers	798	6 890	30 132	55	17	19	7	8	4	—	—	—	—	
445	Food & beverage stores	5 619	24 632	98 046	574	394	69	61	21	16	12	1	—	—	
4451	Grocery stores	4 360	20 074	79 228	265	166	17	41	12	16	12	1	—	—	
44511	Grocery (except convenience) stores	3 865	18 511	72 515	192	129	9	14	11	16	12	1	—	—	
445110	Grocery (except convenience) stores	3 865	18 511	72 515	192	129	9	14	11	16	12	1	—	—	
44512	Convenience stores	495	1 563	6 713	73	37	8	27	1	—	—	—	—	—	
445120	Convenience stores	495	1 563	6 713	73	37	8	27	1	—	—	—	—	—	
4452	Specialty food stores	475	1 554	6 521	82	48	20	7	7	—	—	—	—	—	
44521	Meat markets	265	949	3 774	29	10	11	2	6	—	—	—	—	—	
445210	Meat markets	265	949	3 774	29	10	11	2	6	—	—	—	—	—	
4453	Beer, wine & liquor stores	784	3 004	12 297	227	180	32	13	2	—	—	—	—	—	
44531	Beer, wine & liquor stores	784	3 004	12 297	227	180	32	13	2	—	—	—	—	—	
445310	Beer, wine & liquor stores	784	3 004	12 297	227	180	32	13	2	—	—	—	—	—	

See footnotes at end of table.

**Table 6. Counties—Employees, Payroll, and Establishments by Industry: 2001—Con.**

[Excludes most government employees, railroad employees, and self-employed persons. Size class 1 to 4 includes establishments with payroll, but no employees, during mid-March pay period. (D) denotes figures withheld to avoid disclosing data for individual companies; the data are included in broader industry totals. Detailed industries with 100 or more employees are shown if industry was not a (D). For explanation of terms, abbreviations, and data reliability/comparability, see introductory text]

NAICS code	Industry	Number of employees for week including March 12	Payroll (\$1,000)		Total number of establishments	Number of establishments by employment-size class									
			First quarter	Annual		1 to 4	5 to 9	10 to 19	20 to 49	50 to 99	100 to 249	250 to 499	500 to 999	1,000 or more	
<b>BALTIMORE (IC)—Con.</b>															
<b>44-45 Retail trade—Con.</b>															
446	Health & personal care stores .....	2 193	11 254	51 587	230	89	55	56	27	3	—	—	—	—	
4461	Health & personal care stores .....	2 193	11 254	51 587	230	89	55	56	27	3	—	—	—	—	
44611	Pharmacies & drug stores .....	1 714	8 614	39 918	136	29	33	47	25	2	—	—	—	—	
446110	Pharmacies & drug stores .....	1 714	8 614	39 918	136	29	33	47	25	2	—	—	—	—	
44612	Cosmetics, beauty supplies & perfume stores .....	117	385	1 524	31	21	8	2	—	—	—	—	—	—	
446120	Cosmetics, beauty supplies & perfume stores .....	117	385	1 524	31	21	8	2	—	—	—	—	—	—	
44613	Optical goods stores .....	105	602	3 078	29	20	8	1	—	—	—	—	—	—	
446130	Optical goods stores .....	105	602	3 078	29	20	8	1	—	—	—	—	—	—	
44619	Other health & personal care stores .....	257	1 653	7 067	34	19	6	6	2	1	—	—	—	—	
446199	All other health & personal care stores .....	167	1 426	6 130	19	11	2	4	1	1	—	—	—	—	
447	Gasoline stations .....	1 060	4 348	17 295	165	94	39	25	5	2	—	—	—	—	
4471	Gasoline stations .....	1 060	4 348	17 295	165	94	39	25	5	2	—	—	—	—	
44711	Gasoline stations with convenience stores .....	352	1 136	4 363	54	35	1	15	3	—	—	—	—	—	
447110	Gasoline stations with convenience stores .....	352	1 136	4 363	54	35	1	15	3	—	—	—	—	—	
44719	Other gasoline stations .....	708	3 212	12 932	111	59	38	10	2	2	—	—	—	—	
447190	Other gasoline stations .....	708	3 212	12 932	111	59	38	10	2	2	—	—	—	—	
448	Clothing & clothing accessories stores .....	2 531	8 783	37 068	350	164	112	56	14	3	1	—	—	—	
4481	Clothing stores .....	1 636	5 191	21 842	201	93	54	40	11	2	1	—	—	—	
44811	Men's clothing stores .....	259	1 027	4 186	34	24	4	5	—	—	—	—	—	—	
448110	Men's clothing stores .....	259	1 027	4 186	34	24	4	5	—	—	—	—	—	—	
44812	Women's clothing stores .....	647	1 776	7 338	83	25	36	18	4	—	—	—	—	—	
448120	Women's clothing stores .....	647	1 776	7 338	83	25	36	18	4	—	—	—	—	—	
44813	Children's & infants' clothing stores .....	124	376	1 744	18	9	1	8	—	—	—	—	—	—	
448130	Children's & infants' clothing stores .....	124	376	1 744	18	9	1	8	—	—	—	—	—	—	
44814	Family clothing stores .....	416	1 319	5 320	32	15	4	6	5	2	—	—	—	—	
448140	Family clothing stores .....	416	1 319	5 320	32	15	4	6	5	2	—	—	—	—	
44819	Other clothing stores .....	144	566	2 732	21	13	3	3	2	—	—	—	—	—	
448190	Other clothing stores .....	144	566	2 732	21	13	3	3	2	—	—	—	—	—	
4482	Shoe stores .....	652	2 351	10 238	87	30	39	14	3	1	—	—	—	—	
44821	Shoe stores .....	652	2 351	10 238	87	30	39	14	3	1	—	—	—	—	
448210	Shoe stores .....	652	2 351	10 238	87	30	39	14	3	1	—	—	—	—	
4483	Jewelry, luggage & leather goods stores .....	243	1 241	4 988	62	41	19	2	—	—	—	—	—	—	
44831	Jewelry stores .....	243	1 241	4 988	62	41	19	2	—	—	—	—	—	—	
448310	Jewelry stores .....	243	1 241	4 988	62	41	19	2	—	—	—	—	—	—	
451	Sporting goods, hobby, book & music stores .....	776	2 862	11 933	103	46	32	16	8	1	—	—	—	—	
4511	Sporting goods, hobby, musical instrument stores .....	324	1 273	5 506	47	24	11	8	4	—	—	—	—	—	
45111	Sporting goods stores .....	137	674	3 244	18	8	6	2	2	—	—	—	—	—	
451110	Sporting goods stores .....	137	674	3 244	18	8	6	2	2	—	—	—	—	—	
45112	Hobby, toy & game stores .....	107	324	1 204	14	6	3	4	1	—	—	—	—	—	
451120	Hobby, toy & game stores .....	107	324	1 204	14	6	3	4	1	—	—	—	—	—	
4512	Book, periodical & music stores .....	452	1 589	6 427	56	22	21	8	4	1	—	—	—	—	
45121	Book stores & news dealers .....	239	863	3 544	33	18	9	3	2	1	—	—	—	—	
451211	Book stores .....	220	792	3 193	27	14	7	3	2	1	—	—	—	—	
45122	Prerecorded tape, CD & record stores .....	213	726	2 883	23	4	12	5	2	—	—	—	—	—	
451220	Prerecorded tape, CD & record stores .....	213	726	2 883	23	4	12	5	2	—	—	—	—	—	
452	General merchandise stores .....	1 031	3 232	13 970	90	43	20	18	4	2	3	—	—	—	
4521	Department stores .....	(E)	(D)	(D)	4	—	—	—	—	1	3	—	—	—	
45211	Department stores .....	(E)	(D)	(D)	4	—	—	—	—	1	3	—	—	—	
4529	Other general merchandise stores .....	(F)	(D)	(D)	86	43	20	18	4	1	—	—	—	—	
45299	All other general merchandise stores .....	(F)	(D)	(D)	85	42	20	18	4	1	—	—	—	—	
453	Miscellaneous store retailers .....	1 456	6 114	26 400	217	140	38	20	18	—	1	—	—	—	
4531	Florists .....	258	913	3 609	36	21	8	4	3	—	—	—	—	—	
45311	Florists .....	258	913	3 609	36	21	8	4	3	—	—	—	—	—	
453110	Florists .....	258	913	3 609	36	21	8	4	3	—	—	—	—	—	
4532	Office supplies, stationery & gift stores .....	407	1 481	6 789	70	43	12	10	5	—	—	—	—	—	
45322	Gift, novelty & souvenir stores .....	322	961	4 779	58	36	10	9	3	—	—	—	—	—	
453220	Gift, novelty & souvenir stores .....	322	961	4 779	58	36	10	9	3	—	—	—	—	—	
4533	Used merchandise stores .....	536	2 149	9 328	44	27	4	4	8	—	1	—	—	—	
45331	Used merchandise stores .....	536	2 149	9 328	44	27	4	4	8	—	1	—	—	—	
453310	Used merchandise stores .....	536	2 149	9 328	44	27	4	4	8	—	1	—	—	—	
4539	Other miscellaneous store retailers .....	255	1 571	6 674	67	49	14	2	2	—	—	—	—	—	
45399	All other miscellaneous store retailers .....	185	1 232	5 194	40	27	11	—	2	—	—	—	—	—	
453998	All other misc store retailers (exc tobacco) .....	157	1 098	4 614	32	22	8	—	2	—	—	—	—	—	
454	Nonstore retailers .....	806	7 140	27 887	77	49	12	8	6	—	2	—	—	—	
4542	Vending machine operators .....	167	944	4 270	29	20	3	4	2	—	—	—	—	—	
45421	Vending machine operators .....	167	944	4 270	29	20	3	4	2	—	—	—	—	—	
454210	Vending machine operators .....	167	944	4 270	29	20	3	4	2	—	—	—	—	—	
4543	Direct selling establishments .....	572	5 783	21 845	33	18	8	1	4	—	2	—	—	—	
45431	Fuel dealers .....	462	5 025	18 025	13	5	3	—	3	—	2	—	—	—	
454311	Heating oil dealers .....	462	5 025	18 025	13	5	3	—	3	—	2	—	—	—	
45439	Other direct selling establishments .....	110	758	3 820	20	13	5	1	1	—	—	—	—	—	
454390	Other direct selling establishments .....	110	758	3 820	20	13	5	1	1	—	—	—	—	—	
<b>48-49</b>	<b>Transportation &amp; warehousing .....</b>	<b>7 481</b>	<b>60 541</b>	<b>256 370</b>	<b>401</b>	<b>174</b>	<b>73</b>	<b>58</b>	<b>65</b>	<b>17</b>	<b>13</b>	—	<b>1</b>	—	
483	Water transportation .....	303	3 716	17 435	9	5	—	—	3	—	1	—	—	—	
4832	Inland water transportation .....	(C)	(D)	(D)	3	1	—	—	1	—	1	—	—	—	
48321	Inland water transportation .....	(C)	(D)	(D)	3	1	—	—	1	—	1	—	—	—	

See footnotes at end of table.

**Table 6. Counties—Employees, Payroll, and Establishments by Industry: 2001—Con.**

[Excludes most government employees, railroad employees, and self-employed persons. Size class 1 to 4 includes establishments with payroll, but no employees, during mid-March pay period. (D) denotes figures withheld to avoid disclosing data for individual companies; the data are included in broader industry totals. Detailed industries with 100 or more employees are shown if industry was not a (D). For explanation of terms, abbreviations, and data reliability/comparability, see introductory text]

NAICS code	Industry	Number of employees for week including March 12	Payroll (\$1,000)		Total number of establishments	Number of establishments by employment-size class									
			First quarter	Annual		1 to 4	5 to 9	10 to 19	20 to 49	50 to 99	100 to 249	250 to 499	500 to 999	1,000 or more	
<b>BALTIMORE (IC)—Con.</b>															
<b>48-49 Transportation &amp; warehousing—Con.</b>															
484	Truck transportation .....	2 664	23 639	97 127	152	60	33	24	23	5	7	—	—	—	
4841	General freight trucking .....	1 540	13 868	54 906	84	37	17	10	12	4	4	—	—	—	
484110	General freight trucking, local .....	237	1 757	6 450	30	18	5	2	5	—	—	—	—	—	
48412	General freight trucking, long-distance .....	1 303	12 111	48 456	54	19	12	8	7	4	4	—	—	—	
484121	General freight trucking, long-distance, TL .....	611	5 486	21 257	45	18	11	7	6	3	—	—	—	—	
484122	General freight trucking, long-distance, LTL .....	692	6 625	27 199	9	1	1	1	1	1	4	—	—	—	
4842	Specialized freight trucking .....	1 124	9 771	42 221	68	23	16	14	11	1	3	—	—	—	
48421	Used household & office goods moving .....	385	3 629	15 261	26	11	5	4	5	—	1	—	—	—	
484210	Used household & office goods moving .....	385	3 629	15 261	26	11	5	4	5	—	1	—	—	—	
48422	Specialized freight (exc used) trucking, local .....	224	1 356	6 243	25	10	8	5	2	—	—	—	—	—	
484220	Specialized freight (exc used) trucking, local .....	224	1 356	6 243	25	10	8	5	2	—	—	—	—	—	
48423	Specialized freight (exc used) trucking, LDist .....	515	4 786	20 717	17	2	3	5	4	1	2	—	—	—	
484230	Specialized freight (exc used) trucking, LDist .....	515	4 786	20 717	17	2	3	5	4	1	2	—	—	—	
485	Transit & ground passenger transportation .....	974	3 503	14 514	60	26	6	6	17	4	1	—	—	—	
4853	Taxi & limousine service .....	282	1 330	5 320	25	15	2	1	6	1	—	—	—	—	
48531	Taxi service .....	144	984	3 847	12	8	1	—	2	1	—	—	—	—	
485310	Taxi service .....	144	984	3 847	12	8	1	—	2	1	—	—	—	—	
48532	Limousine service .....	138	346	1 473	13	7	1	1	4	—	—	—	—	—	
485320	Limousine service .....	138	346	1 473	13	7	1	1	4	—	—	—	—	—	
4854	School & employee bus transportation .....	515	1 699	7 114	16	1	—	4	8	2	1	—	—	—	
48541	School & employee bus transportation .....	515	1 699	7 114	16	1	—	4	8	2	1	—	—	—	
485410	School & employee bus transportation .....	515	1 699	7 114	16	1	—	4	8	2	1	—	—	—	
4855	Charter bus industry .....	102	235	1 171	8	2	2	1	3	—	—	—	—	—	
48551	Charter bus industry .....	102	235	1 171	8	2	2	1	3	—	—	—	—	—	
485510	Charter bus industry .....	102	235	1 171	8	2	2	1	3	—	—	—	—	—	
488	Transportation support activities .....	2 684	23 898	103 877	109	50	20	20	10	4	4	—	1	—	
4883	Water transportation support activities .....	1 867	16 933	73 979	23	5	4	2	5	3	3	—	1	—	
48831	Port & harbor operations .....	319	2 488	9 545	4	—	—	1	1	1	1	—	—	—	
488310	Port & harbor operations .....	319	2 488	9 545	4	—	—	1	1	1	1	—	—	—	
48832	Marine cargo handling .....	1 442	13 599	60 240	8	1	—	—	2	2	2	—	1	—	
488320	Marine cargo handling .....	1 442	13 599	60 240	8	1	—	—	2	2	2	—	1	—	
4885	Freight transportation arrangement .....	637	6 049	26 069	65	34	13	14	2	1	1	—	—	—	
48851	Freight transportation arrangement .....	637	6 049	26 069	65	34	13	14	2	1	1	—	—	—	
488510	Freight transportation arrangement .....	637	6 049	26 069	65	34	13	14	2	1	1	—	—	—	
492	Couriers & messengers .....	257	1 534	6 415	34	18	9	2	4	1	—	—	—	—	
4922	Local messengers & local delivery .....	158	929	3 734	22	12	6	1	2	1	—	—	—	—	
49221	Local messengers & local delivery .....	158	929	3 734	22	12	6	1	2	1	—	—	—	—	
492210	Local messengers & local delivery .....	158	929	3 734	22	12	6	1	2	1	—	—	—	—	
493	Warehousing & storage .....	448	3 304	12 629	25	6	5	6	6	2	—	—	—	—	
4931	Warehousing & storage .....	448	3 304	12 629	25	6	5	6	6	2	—	—	—	—	
49311	General warehousing & storage .....	310	2 291	8 541	15	3	3	3	5	1	—	—	—	—	
493110	General warehousing & storage .....	310	2 291	8 541	15	3	3	3	5	1	—	—	—	—	
49319	Other warehousing & storage .....	(C)	(D)	(D)	7	2	1	3	—	1	—	—	—	—	
<b>51</b>	<b>Information .....</b>	<b>8 065</b>	<b>105 471</b>	<b>383 363</b>	<b>212</b>	<b>95</b>	<b>28</b>	<b>25</b>	<b>33</b>	<b>14</b>	<b>11</b>	<b>2</b>	<b>4</b>	<b>—</b>	
511	Publishing industries .....	2 520	25 982	94 590	52	20	8	6	10	2	4	—	2	—	
5111	Newspaper, periodical, book, database publishers .....	2 277	21 816	78 988	35	10	6	4	9	1	3	—	2	—	
51111	Newspaper publishers .....	1 040	8 900	31 974	12	3	1	2	3	1	1	—	1	—	
511110	Newspaper publishers .....	1 040	8 900	31 974	12	3	1	2	3	1	1	—	1	—	
51112	Periodical publishers .....	(C)	(D)	(D)	12	3	4	1	4	—	—	—	—	—	
51113	Book publishers .....	(F)	(D)	(D)	5	2	—	—	—	—	—	—	1	—	
51119	Other publishers .....	(E)	(D)	(D)	4	1	—	—	—	—	—	—	—	—	
511199	All other publishers .....	290	2 678	10 369	3	—	—	—	2	—	1	—	—	—	
5112	Software publishers .....	243	4 166	15 602	17	10	2	2	1	1	1	—	—	—	
51121	Software publishers .....	243	4 166	15 602	17	10	2	2	1	1	1	—	—	—	
511210	Software publishers .....	243	4 166	15 602	17	10	2	2	1	1	1	—	—	—	
512	Motion picture & sound recording industries .....	224	1 489	5 225	29	19	3	1	6	—	—	—	—	—	
5121	Motion picture & video industries .....	(C)	(D)	(D)	22	13	3	1	5	—	—	—	—	—	
513	Broadcasting & telecommunications .....	4 734	69 995	251 515	92	39	10	14	9	9	7	2	2	—	
5131	Radio & television broadcasting .....	(F)	(D)	(D)	16	6	1	1	3	2	3	—	—	—	
51311	Radio broadcasting .....	(E)	(D)	(D)	6	1	1	1	1	1	1	—	—	—	
51312	Television broadcasting .....	537	8 761	35 504	10	5	—	—	2	1	2	—	—	—	
513120	Television broadcasting .....	537	8 761	35 504	10	5	—	—	2	1	2	—	—	—	
5132	Cable networks & program distribution .....	(E)	(D)	(D)	5	3	1	—	—	—	—	1	—	—	
51322	Cable & other program distribution .....	(E)	(D)	(D)	4	2	1	—	—	—	—	1	—	—	
5133	Telecommunications .....	3 644	54 895	196 109	71	30	8	13	6	7	4	1	2	—	
51331	Wired telecommunications carriers .....	3 454	52 105	186 435	51	18	4	11	5	6	4	1	2	—	
513310	Wired telecommunications carriers .....	3 454	52 105	186 435	51	18	4	11	5	6	4	1	2	—	
51333	Telecommunications resellers .....	(C)	(D)	(D)	5	2	1	—	1	1	—	—	—	—	
514	Information & data processing services .....	587	8 005	32 033	39	17	7	4	8	3	—	—	—	—	
5141	Information services .....	401	5 490	21 028	25	10	5	2	6	2	—	—	—	—	
51419	Other information services .....	281	4 437	16 515	20	10	4	1	3	2	—	—	—	—	
5142	Data processing services .....	186	2 515	11 005	14	7	2	2	2	1	—	—	—	—	
51421	Data processing services .....	186	2 515	11 005	14	7	2	2	2	1	—	—	—	—	
514210	Data processing services .....	186	2 515	11 005	14	7	2	2	2	1	—	—	—	—	

See footnotes at end of table.

**Table 6. Counties—Employees, Payroll, and Establishments by Industry: 2001—Con.**

[Excludes most government employees, railroad employees, and self-employed persons. Size class 1 to 4 includes establishments with payroll, but no employees, during mid-March pay period. (D) denotes figures withheld to avoid disclosing data for individual companies; the data are included in broader industry totals. Detailed industries with 100 or more employees are shown if industry was not a (D). For explanation of terms, abbreviations, and data reliability/comparability, see introductory text]

NAICS code	Industry	Number of employees for week including March 12	Payroll (\$1,000)		Total number of establishments	Number of establishments by employment-size class											
			First quarter	Annual		1 to 4	5 to 9	10 to 19	20 to 49	50 to 99	100 to 249	250 to 499	500 to 999	1,000 or more			
<b>52</b>	<b>BALTIMORE (IC)—Con.</b>																
	<b>Finance &amp; insurance</b> .....	<b>23 073</b>	<b>446 486</b>	<b>1 543 726</b>	<b>741</b>	<b>348</b>	<b>170</b>	<b>96</b>	<b>70</b>	<b>20</b>	<b>18</b>	<b>10</b>	<b>5</b>	<b>4</b>			
521	Monetary authorities - central bank .....	(E)	(D)	(D)	1	—	—	—	—	—	—	1	—	—			
5211	Monetary authorities - central bank .....	(E)	(D)	(D)	1	—	—	—	—	—	—	1	—	—			
52111	Monetary authorities - central bank .....	(E)	(D)	(D)	1	—	—	—	—	—	—	1	—	—			
522	Credit intermediation & related activities .....	9 841	125 447	446 374	374	148	113	55	37	5	7	5	3	1			
5221	Depository credit intermediation .....	7 934	99 332	353 870	222	59	80	38	28	3	6	5	2	1			
52211	Commercial banking .....	7 156	93 024	328 381	151	33	56	26	20	3	5	5	2	1			
522110	Commercial banking .....	7 156	93 024	328 381	151	33	56	26	20	3	5	5	2	1			
52212	Savings institutions .....	440	3 887	15 020	43	10	19	8	6	—	—	—	—	—			
522120	Savings institutions .....	440	3 887	15 020	43	10	19	8	6	—	—	—	—	—			
52213	Credit unions .....	338	2 421	10 469	28	16	5	4	2	—	1	—	—	—			
522130	Credit unions .....	338	2 421	10 469	28	16	5	4	2	—	1	—	—	—			
5222	Nondepository credit intermediation .....	1 649	24 450	85 285	95	52	23	9	7	2	1	—	1	—			
52222	Sales financing .....	(C)	(D)	(D)	22	14	2	5	1	—	—	—	—	—			
52229	Other nondepository credit intermediation .....	1 501	21 953	77 003	71	37	21	4	5	2	1	—	1	—			
522292	Real estate credit .....	502	7 169	27 714	27	11	8	1	4	2	1	—	—	—			
5223	Activities related to credit intermediation .....	258	1 665	7 219	57	37	10	8	2	—	—	—	—	—			
52239	Other credit intermediation activities .....	172	804	3 843	40	26	8	5	1	—	—	—	—	—			
522390	Other credit intermediation activities .....	172	804	3 843	40	26	8	5	1	—	—	—	—	—			
523	Security, commodity contracts & like activity .....	5 217	215 404	714 727	131	65	23	17	12	7	5	—	—	—			2
5231	Scrt'y & comdty contracts intermed & brokerage .....	3 054	147 444	440 892	51	18	10	8	5	5	4	—	—	—			1
52311	Investment banking & securities dealing .....	351	63 145	104 418	20	10	5	3	—	1	1	—	—	—			—
523110	Investment banking & securities dealing .....	351	63 145	104 418	20	10	5	3	—	1	1	—	—	—			—
52312	Securities brokerage .....	2 703	84 299	336 474	31	8	5	5	5	4	3	—	—	—			1
523120	Securities brokerage .....	2 703	84 299	336 474	31	8	5	5	5	4	3	—	—	—			1
5239	Other financial investment activities .....	2 163	67 960	273 835	80	47	13	9	7	2	1	—	—	—			1
52392	Portfolio management .....	1 817	51 547	217 713	44	22	10	6	4	—	1	—	—	—			1
523920	Portfolio management .....	1 817	51 547	217 713	44	22	10	6	4	—	1	—	—	—			1
52393	Investment advice .....	(C)	(D)	(D)	22	16	2	1	2	1	—	—	—	—			—
52399	All other financial investment activities .....	(C)	(D)	(D)	5	2	—	1	1	1	—	—	—	—			—
524	Insurance carriers & related activities .....	(I)	(D)	(D)	227	133	33	22	19	7	6	4	2	1			1
5241	Insurance carriers .....	5 903	79 131	274 563	57	19	8	10	6	4	3	4	2	1			1
52411	Direct life, health, medical insurance carriers .....	(G)	(D)	(D)	29	11	2	7	2	2	2	3	—	—			—
52412	Other direct insurance carriers .....	4 074	45 154	160 958	27	8	5	3	4	2	1	1	2	1			1
524126	Direct property & casualty insurance carriers .....	3 970	43 532	155 197	23	8	3	3	2	2	1	1	2	1			1
524127	Direct title insurance carriers .....	104	1 622	5 761	4	—	2	—	2	—	—	—	—	—			—
5242	Agencies & other insurance related activities .....	(G)	(D)	(D)	170	114	25	12	13	3	3	—	—	—			—
52421	Insurance agencies & brokerages .....	1 149	13 523	58 442	143	99	23	9	8	2	2	—	—	—			—
524210	Insurance agencies & brokerages .....	1 149	13 523	58 442	143	99	23	9	8	2	2	—	—	—			—
52429	Other insurance related activities .....	(E)	(D)	(D)	27	15	2	3	5	1	1	—	—	—			—
524292	Insurance & pension funds, third party admin .....	216	2 519	10 401	13	5	1	2	4	1	—	—	—	—			—
524298	All other insurance related activities .....	181	3 511	14 146	7	4	—	1	1	—	1	—	—	—			—
525	Funds, trusts, & other financial vehicles (part) .....	(C)	(D)	(D)	8	2	1	2	2	1	—	—	—	—			—
5259	Other investment pools & funds .....	(C)	(D)	(D)	8	2	1	2	2	1	—	—	—	—			—
52593	Real estate investment trusts .....	170	1 510	5 967	5	—	1	1	2	1	—	—	—	—			—
525930	Real estate investment trusts .....	170	1 510	5 967	5	—	1	1	2	1	—	—	—	—			—
<b>53</b>	<b>Real estate &amp; rental &amp; leasing</b> .....	<b>6 207</b>	<b>51 486</b>	<b>200 360</b>	<b>584</b>	<b>315</b>	<b>123</b>	<b>89</b>	<b>42</b>	<b>7</b>	<b>6</b>	<b>1</b>	<b>1</b>	<b>—</b>			<b>—</b>
531	Real estate .....	5 323	44 561	174 047	480	276	84	72	35	5	6	1	1	—			—
5311	Lessors of real estate .....	1 973	16 125	56 844	241	127	46	47	17	2	2	—	—	—			—
53111	Lessors of residential buildings & dwellings .....	1 233	6 055	23 564	152	70	34	37	10	—	1	—	—	—			—
531110	Lessors of residential buildings & dwellings .....	1 233	6 055	23 564	152	70	34	37	10	—	1	—	—	—			—
531112	Lessors of nonres bldg (exc min Warehouses) .....	709	9 996	32 942	76	45	11	10	7	2	1	—	—	—			—
5311120	Lessors of nonres bldg (exc min Warehouses) .....	709	9 996	32 942	76	45	11	10	7	2	1	—	—	—			—
5312	Offices of real estate agents & brokers .....	527	7 627	32 595	80	59	12	4	3	1	1	—	—	—			—
53121	Offices of real estate agents & brokers .....	527	7 627	32 595	80	59	12	4	3	1	1	—	—	—			—
531210	Offices of real estate agents & brokers .....	527	7 627	32 595	80	59	12	4	3	1	1	—	—	—			—
5313	Activities related to real estate .....	2 823	20 809	84 608	159	90	26	21	15	2	3	1	1	—			—
53131	Real estate property managers .....	2 629	17 851	76 264	113	55	21	17	13	2	3	1	1	—			—
531311	Residential property managers .....	2 163	14 515	64 719	76	35	11	9	1	2	1	1	1	—			—
531312	Nonresidential property managers .....	466	3 336	11 545	37	20	5	6	4	1	1	—	—	—			—
53139	Other activities related to real estate .....	146	2 713	7 340	30	21	4	3	2	—	—	—	—	—			—
531390	Other activities related to real estate .....	146	2 713	7 340	30	21	4	3	2	—	—	—	—	—			—
532	Rental & leasing services .....	(F)	(D)	(D)	99	34	39	17	7	2	—	—	—	—			—
5321	Automotive equipment rental & leasing .....	345	3 488	12 245	30	10	11	3	5	1	—	—	—	—			—
53212	Truck, utility trailer & RV rental & leasing .....	272	2 704	9 711	23	7	9	3	3	1	—	—	—	—			—
532120	Truck, utility trailer & RV rental & leasing .....	272	2 704	9 711	23	7	9	3	3	1	—	—	—	—			—
5322	Consumer goods rental .....	336	1 797	7 124	37	13	11	12	—	1	—	—	—	—			—
53223	Video tape & disc rental .....	231	559	2 385	25	6	7	12	—	—	—	—	—	—			—
532230	Video tape & disc rental .....	231	559	2 385	25	6	7	12	—	—	—	—	—	—			—
5324	Commercial, industrial equip rental & leasing .....	(C)	(D)	(D)	12	6	2	2	2	—	—	—	—	—			—
<b>54</b>	<b>Professional, scientific &amp; technical services</b> .....	<b>23 035</b>	<b>294 754</b>	<b>1 250 994</b>	<b>1 567</b>	<b>948</b>	<b>239</b>	<b>173</b>	<b>115</b>	<b>55</b>	<b>27</b>	<b>8</b>	<b>—</b>	<b>2</b>			

See footnotes at end of table.

**Table 6. Counties—Employees, Payroll, and Establishments by Industry: 2001—Con.**

[Excludes most government employees, railroad employees, and self-employed persons. Size class 1 to 4 includes establishments with payroll, but no employees, during mid-March pay period. (D) denotes figures withheld to avoid disclosing data for individual companies; the data are included in broader industry totals. Detailed industries with 100 or more employees are shown if industry was not a (D). For explanation of terms, abbreviations, and data reliability/comparability, see introductory text]

NAICS code	Industry	Number of employees for week including March 12	Payroll (\$1,000)		Total number of establishments	Number of establishments by employment-size class										
			First quarter	Annual		1 to 4	5 to 9	10 to 19	20 to 49	50 to 99	100 to 249	250 to 499	500 to 999	1,000 or more		
<b>54</b>	<b>BALTIMORE (IC)—Con.</b>															
	<b>Professional, scientific &amp; technical services—Con.</b>															
541	Professional, scientific & technical services . . . . .	23 035	294 754	1 250 994	1 567	948	239	173	115	55	27	8	—	—	—	2
5411	Legal services . . . . .	6 352	94 745	441 956	614	385	103	61	41	13	9	2	—	—	—	—
54111	Offices of lawyers . . . . .	6 241	93 522	437 064	591	371	98	58	40	13	9	2	—	—	—	—
541110	Offices of lawyers . . . . .	6 241	93 522	437 064	591	371	98	58	40	13	9	2	—	—	—	—
54119	Other legal services . . . . .	111	1 223	4 892	23	14	5	3	1	—	—	—	—	—	—	—
5412	Accounting, tax prep, bookkeep, payroll services . . . . .	4 667	45 149	197 607	144	88	20	13	5	10	6	1	—	—	—	1
54121	Accounting, tax prep, bookkeep, payroll services . . . . .	4 667	45 149	197 607	144	88	20	13	5	10	6	1	—	—	—	1
541211	Offices of certified public accountants . . . . .	1 693	26 676	115 071	71	40	12	6	2	6	4	1	—	—	—	—
541213	Tax preparation services . . . . .	138	345	867	19	16	1	1	—	—	—	—	—	—	—	—
541214	Payroll services . . . . .	2 358	13 434	64 346	12	4	—	4	1	1	1	—	—	—	—	1
541219	Other accounting services . . . . .	478	4 694	17 323	42	28	7	2	2	2	1	—	—	—	—	—
5413	Architectural, engineering & related services . . . . .	3 531	41 975	188 651	169	74	26	30	24	7	5	3	—	—	—	—
54131	Architectural services . . . . .	1 119	14 393	64 156	59	25	8	12	7	6	1	—	—	—	—	—
541310	Architectural services . . . . .	1 119	14 393	64 156	59	25	8	12	7	6	1	—	—	—	—	—
54133	Engineering services . . . . .	2 227	26 094	117 928	83	32	13	16	14	1	4	3	—	—	—	—
541330	Engineering services . . . . .	2 227	26 094	117 928	83	32	13	16	14	1	4	3	—	—	—	—
5414	Specialized design services . . . . .	487	5 818	17 798	77	48	14	12	1	2	—	—	—	—	—	—
54141	Interior design services (C) . . . . .	(D)	(D)	(D)	26	16	6	3	1	—	—	—	—	—	—	—
54143	Graphic design services . . . . .	270	3 062	9 440	48	30	8	9	—	1	—	—	—	—	—	—
541430	Graphic design services . . . . .	270	3 062	9 440	48	30	8	9	—	1	—	—	—	—	—	—
5415	Computer systems design & related services . . . . .	1 673	26 389	105 451	153	97	22	13	13	5	3	—	—	—	—	—
54151	Computer systems design & related services . . . . .	1 673	26 389	105 451	153	97	22	13	13	5	3	—	—	—	—	—
541511	Custom computer programming services . . . . .	674	11 349	45 479	65	44	9	4	5	2	1	—	—	—	—	—
541512	Computer systems design services . . . . .	845	12 905	50 689	60	36	8	4	7	3	2	—	—	—	—	—
5416	Management, sci & tech consulting services . . . . .	1 080	12 781	57 658	174	127	20	14	7	6	—	—	—	—	—	—
54161	Management consulting services . . . . .	963	11 550	50 201	153	110	19	13	5	6	—	—	—	—	—	—
541611	Admin & gen management consulting services . . . . .	420	5 005	22 525	80	62	9	5	1	3	—	—	—	—	—	—
541612	Human res & exec search consulting services . . . . .	368	4 980	20 119	37	23	4	5	2	3	—	—	—	—	—	—
5417	Scientific R&D services . . . . .	1 536	21 279	85 356	33	15	3	2	4	5	2	2	—	—	—	—
54171	R&D in physical, engineering & life sciences (G) . . . . .	(D)	(D)	(D)	31	14	3	2	4	4	2	2	—	—	—	—
54172	R&D in social sciences & humanities (C) . . . . .	(D)	(D)	(D)	2	1	—	—	—	1	—	—	—	—	—	—
5418	Advertising & related services . . . . .	1 557	16 884	67 578	107	58	15	11	15	6	2	—	—	—	—	—
54181	Advertising agencies . . . . .	1 050	12 166	46 672	44	20	5	3	9	5	2	—	—	—	—	—
541810	Advertising agencies . . . . .	1 050	12 166	46 672	44	20	5	3	9	5	2	—	—	—	—	—
54186	Direct mail advertising . . . . .	229	2 038	9 317	10	4	—	2	3	1	—	—	—	—	—	—
541860	Direct mail advertising . . . . .	229	2 038	9 317	10	4	—	2	3	1	—	—	—	—	—	—
5419	Oth professional, scientific, technical services . . . . .	2 152	29 734	88 939	96	56	16	17	5	1	—	—	—	—	—	1
54192	Photographic services . . . . .	115	588	2 749	39	31	5	3	—	—	—	—	—	—	—	—
54194	Veterinary services . . . . .	248	1 197	5 277	20	3	4	11	2	—	—	—	—	—	—	—
541940	Veterinary services . . . . .	248	1 197	5 277	20	3	4	11	2	—	—	—	—	—	—	—
54199	All oth prof, scientific & technical services . . . . .	1 727	27 720	80 019	27	16	5	2	2	1	—	—	—	—	—	1
541990	All oth prof, scientific & technical services . . . . .	1 727	27 720	80 019	27	16	5	2	2	1	—	—	—	—	—	1
<b>55</b>	<b>Management of companies &amp; enterprises . . . . .</b>	<b>9 010</b>	<b>113 736</b>	<b>384 559</b>	<b>88</b>	<b>30</b>	<b>8</b>	<b>15</b>	<b>12</b>	<b>9</b>	<b>7</b>	<b>1</b>	<b>4</b>	<b>2</b>	<b>2</b>	<b>2</b>
551	Management of companies & enterprises . . . . .	9 010	113 736	384 559	88	30	8	15	12	9	7	1	4	2	2	2
5511	Management of companies & enterprises . . . . .	9 010	113 736	384 559	88	30	8	15	12	9	7	1	4	2	2	2
55111	Management of companies & enterprises . . . . .	9 010	113 736	384 559	88	30	8	15	12	9	7	1	4	2	2	2
551114	Corp, subsidiary & regional managing offices . . . . .	4 776	77 778	255 203	67	23	8	12	7	7	6	1	2	1	1	1
<b>56</b>	<b>Admin, support, waste mgt, remediation services . . . . .</b>	<b>22 519</b>	<b>133 015</b>	<b>551 692</b>	<b>627</b>	<b>300</b>	<b>93</b>	<b>67</b>	<b>76</b>	<b>43</b>	<b>30</b>	<b>11</b>	<b>4</b>	<b>3</b>	<b>3</b>	<b>3</b>
561	Administrative & support services . . . . .	21 473	121 656	504 372	591	291	82	65	70	38	27	11	4	3	3	3
5611	Office administrative services . . . . .	1 423	20 559	89 645	64	29	9	15	9	—	1	—	1	—	—	—
56111	Office administrative services . . . . .	1 423	20 559	89 645	64	29	9	15	9	—	1	—	1	—	—	—
561110	Office administrative services . . . . .	1 423	20 559	89 645	64	29	9	15	9	—	1	—	1	—	—	—
5613	Employment services . . . . .	10 671	53 451	221 739	115	33	7	9	22	19	15	6	2	2	2	2
56131	Employment placement agencies . . . . .	993	4 868	20 758	33	14	3	2	6	4	4	—	—	—	—	—
561310	Employment placement agencies . . . . .	993	4 868	20 758	33	14	3	2	6	4	4	—	—	—	—	—
56132	Temporary help services . . . . .	8 179	42 327	174 939	69	18	3	4	12	12	11	6	2	1	1	1
561320	Temporary help services . . . . .	8 179	42 327	174 939	69	18	3	4	12	12	11	6	2	1	1	1
56133	Employee leasing services . . . . .	1 499	6 256	26 042	13	1	1	3	4	3	—	—	—	—	—	—
561330	Employee leasing services . . . . .	1 499	6 256	26 042	13	1	1	3	4	3	—	—	—	—	—	—
5614	Business support services . . . . .	936	7 103	29 481	57	28	9	7	8	4	1	—	—	—	—	—
56142	Telephone call centers . . . . .	321	2 187	7 980	8	2	1	1	3	—	1	—	—	—	—	—
56143	Business service centers . . . . .	430	3 177	13 846	23	9	3	3	5	3	—	—	—	—	—	—
561439	Oth business service centers (incl copy shops) . . . . .	403	3 080	13 502	20	7	3	3	4	3	—	—	—	—	—	—
56144	Collection agencies . . . . .	117	836	4 139	7	3	2	1	—	1	—	—	—	—	—	—
561440	Collection agencies . . . . .	117	836	4 139	7	3	2	1	—	1	—	—	—	—	—	—
5615	Travel arrangement & reservation services . . . . .	290	1 814	8 007	44	31	4	5	3	1	—	—	—	—	—	—
56151	Travel agencies . . . . .	166	746	3 294	36	28	4	2	2	—	—	—	—	—	—	—
561510	Travel agencies . . . . .	166	746	3 294	36	28	4	2	2	—	—	—	—	—	—	—
56159	Oth travel arrangement & reservation services (C) . . . . .	(D)	(D)	(D)	4	1	—	1	1	1	—	—	—	—	—	—
5616	Investigation & security services . . . . .	2 022	9 435	30 899	53	20	6	11	4	5	5	2	—	—	—	—
56161	Investigation, guard & armored car services . . . . .	1 885	8 006	25 473	33	8	4	6	4	4	5	2	—	—	—	—
561611	Investigation services . . . . .	313	1 262	4 713	10	5	—	2	1	1	1	—	—	—	—	—
561612	Security guards & patrol services . . . . .	1 275	5 349	14 932	19	3	3	4	2	2	3	2	—	—	—	—
561613	Armored car services . . . . .	297	1 395	5 828	4	—	—	1	1	1	1	—	—	—	—	—
56162	Security systems services . . . . .	137	1 429	5 426	20	12	2	5	—	1	—					

**Table 6. Counties—Employees, Payroll, and Establishments by Industry: 2001—Con.**

[Excludes most government employees, railroad employees, and self-employed persons. Size class 1 to 4 includes establishments with payroll, but no employees, during mid-March pay period. (D) denotes figures withheld to avoid disclosing data for individual companies; the data are included in broader industry totals. Detailed industries with 100 or more employees are shown if industry was not a (D). For explanation of terms, abbreviations, and data reliability/comparability, see introductory text]

NAICS code	Industry	Number of employees for week including March 12	Payroll (\$1,000)		Total number of establishments	Number of establishments by employment-size class									
			First quarter	Annual		1 to 4	5 to 9	10 to 19	20 to 49	50 to 99	100 to 249	250 to 499	500 to 999	1,000 or more	
<b>BALTIMORE (IC)—Con.</b>															
<b>56</b>	<b>Admin, support, waste mgt, remediation services—Con.</b>														
561	Administrative & support services—Con.														
5617	Services to buildings & dwellings.....	5 080	20 882	86 036	200	116	40	13	16	7	4	2	1	1	
56172	Janitorial services.....	4 602	18 297	70 124	128	65	29	11	9	6	4	2	1	1	
561720	Janitorial services.....	4 602	18 297	70 124	128	65	29	11	9	6	4	2	1	1	
56173	Landscaping services.....	329	1 684	10 614	44	30	7	2	4	1	—	—	—	—	
561730	Landscaping services.....	329	1 684	10 614	44	30	7	2	4	1	—	—	—	—	
5619	Other support services.....	991	8 005	36 901	53	32	7	3	7	2	1	1	—	—	
56199	All other support services.....	839	6 880	31 205	36	21	5	3	3	2	1	1	—	—	
561990	All other support services.....	839	6 880	31 205	36	21	5	3	3	2	1	1	—	—	
562	Waste management & remediation services.....	1 046	11 359	47 320	36	9	11	2	6	5	3	—	—	—	
5621	Waste collection.....	309	3 400	13 453	11	4	4	—	—	2	1	—	—	—	
56211	Waste collection.....	309	3 400	13 453	11	4	4	—	—	2	1	—	—	—	
5622	Waste treatment & disposal.....	272	3 432	13 884	12	2	5	1	2	2	—	—	—	—	
56221	Waste treatment & disposal.....	272	3 432	13 884	12	2	5	1	2	2	—	—	—	—	
562211	Hazardous waste treatment & disposal.....	142	1 522	6 368	3	—	1	—	1	1	—	—	—	—	
5629	Remediation & oth waste management services.....	465	4 527	19 983	13	3	2	1	4	1	2	—	—	—	
56291	Remediation services.....	333	3 223	14 929	8	2	1	—	3	—	2	—	—	—	
562910	Remediation services.....	333	3 223	14 929	8	2	1	—	3	—	2	—	—	—	
56292	Materials recovery facilities.....	(C)	(D)	(D)	3	1	—	—	1	—	1	—	—	—	
<b>61</b>	<b>Educational services.....</b>	<b>25 461</b>	<b>240 005</b>	<b>1 017 936</b>	<b>190</b>	<b>62</b>	<b>29</b>	<b>34</b>	<b>30</b>	<b>11</b>	<b>16</b>	<b>5</b>	<b>1</b>	<b>2</b>	
611	Educational services.....	25 461	240 005	1 017 936	190	62	29	34	30	11	16	5	1	2	
6111	Elementary & secondary schools.....	3 195	20 351	84 140	60	5	5	11	21	8	8	2	—	—	
61111	Elementary & secondary schools.....	3 195	20 351	84 140	60	5	5	11	21	8	8	2	—	—	
611110	Elementary & secondary schools.....	3 195	20 351	84 140	60	5	5	11	21	8	8	2	—	—	
6112	Junior colleges.....	(C)	(D)	(D)	1	—	—	—	—	—	1	—	—	—	
61121	Junior colleges.....	(C)	(D)	(D)	1	—	—	—	—	—	1	—	—	—	
6113	Colleges, universities & professional schools.....	20 327	202 064	871 112	13	1	1	1	—	1	4	2	1	2	
61131	Colleges, universities & professional schools.....	20 327	202 064	871 112	13	1	1	1	—	1	4	2	1	2	
611310	Colleges, universities & professional schools.....	20 327	202 064	871 112	13	1	1	1	—	1	4	2	1	2	
6115	Technical & trade schools.....	221	1 060	4 268	13	3	3	4	1	2	—	—	—	—	
61151	Technical & trade schools.....	221	1 060	4 268	13	3	3	4	1	2	—	—	—	—	
611519	Other technical & trade schools.....	172	875	3 467	6	1	1	1	1	2	—	—	—	—	
6116	Other schools & instruction.....	777	7 949	22 832	67	35	10	13	7	—	2	—	—	—	
61169	All other schools & instruction.....	639	7 490	20 293	42	20	6	9	5	—	2	—	—	—	
611691	Exam preparation & tutoring.....	506	6 397	15 533	20	7	4	3	4	—	2	—	—	—	
611699	All other miscellaneous schools & instruction.....	119	1 058	4 583	16	8	2	5	1	—	—	—	—	—	
6117	Educational support services.....	666	7 024	29 361	22	11	5	3	1	—	1	1	—	—	
61171	Educational support services.....	666	7 024	29 361	22	11	5	3	1	—	1	1	—	—	
611710	Educational support services.....	666	7 024	29 361	22	11	5	3	1	—	1	1	—	—	
<b>62</b>	<b>Health care and social assistance.....</b>	<b>60 872</b>	<b>528 191</b>	<b>2 157 109</b>	<b>1 593</b>	<b>761</b>	<b>334</b>	<b>219</b>	<b>148</b>	<b>60</b>	<b>43</b>	<b>10</b>	<b>6</b>	<b>12</b>	
621	Ambulatory health care services.....	12 111	124 952	539 164	1 021	562	225	124	67	26	13	1	3	—	
6211	Offices of physicians.....	5 246	64 948	281 353	551	333	109	59	31	13	5	—	1	—	
62111	Offices of physicians.....	5 246	64 948	281 353	551	333	109	59	31	13	5	—	1	—	
621111	Offices of physicians (exc mental health).....	5 031	62 905	272 220	515	306	107	54	30	12	5	—	1	—	
621112	Offices of physicians, mental health.....	215	2 043	9 133	36	27	2	5	1	1	—	—	—	—	
6212	Offices of dentists.....	897	6 832	29 428	165	84	59	17	5	—	—	—	—	—	
62121	Offices of dentists.....	897	6 832	29 428	165	84	59	17	5	—	—	—	—	—	
621210	Offices of dentists.....	897	6 832	29 428	165	84	59	17	5	—	—	—	—	—	
6213	Offices of other health practitioners.....	1 946	15 014	62 549	166	105	42	11	2	4	1	—	1	—	
62132	Offices of optometrists.....	241	2 312	10 069	40	24	12	2	1	1	—	—	—	—	
621320	Offices of optometrists.....	241	2 312	10 069	40	24	12	2	1	1	—	—	—	—	
62134	Offices of PT, OT, speech therapy & audiology.....	367	2 597	10 467	46	26	14	3	1	2	—	—	—	—	
621340	Offices of PT, OT, speech therapy & audiology.....	367	2 597	10 467	46	26	14	3	1	2	—	—	—	—	
62139	Offices of all other health practitioners.....	1 242	9 541	39 548	43	25	10	5	—	1	1	—	1	—	
621391	Offices of podiatrists.....	111	695	3 398	27	18	7	2	—	—	—	—	—	—	
621399	Offices of all other misc health practitioners.....	1 131	8 846	36 150	16	7	3	3	—	1	1	—	1	—	
6214	Outpatient care centers.....	2 224	20 581	87 292	84	19	9	28	17	6	4	1	—	—	
62142	Outpatient mental health, substance abuse ctrs.....	(F)	(D)	(D)	17	6	2	2	2	3	2	—	—	—	
62149	Other outpatient care centers.....	1 596	16 598	70 295	66	13	7	26	14	3	2	1	—	—	
621492	Kidney dialysis centers.....	539	4 229	17 387	26	5	1	9	9	2	—	—	—	—	
621498	All other outpatient care centers.....	904	11 006	47 764	28	8	5	7	4	1	2	1	—	—	
6215	Medical & diagnostic laboratories.....	328	4 916	19 593	21	7	4	4	5	1	—	—	—	—	
62151	Medical & diagnostic laboratories.....	328	4 916	19 593	21	7	4	4	5	1	—	—	—	—	
621511	Medical laboratories.....	247	3 344	13 526	12	4	—	3	4	1	—	—	—	—	
6216	Home health care services.....	584	5 371	26 837	25	12	2	2	5	2	—	—	—	—	
62161	Home health care services.....	584	5 371	26 837	25	12	2	2	5	2	—	—	—	—	
621610	Home health care services.....	584	5 371	26 837	25	12	2	2	5	2	—	—	—	—	
6219	Other ambulatory health care services.....	886	7 290	32 112	9	2	—	3	2	—	1	—	1	—	
62191	Ambulance services.....	(C)	(D)	(D)	3	—	—	1	1	—	—	—	—	—	
62199	All other ambulatory health care services.....	(F)	(D)	(D)	6	2	—	2	1	—	—	—	1	—	
622	Hospitals.....	(K)	(D)	(D)	18	2	—	—	—	—	—	2	2	12	
6221	General medical & surgical hospitals.....	32 448	314 240	1 253 972	13	—	—	—	—	—	—	—	1	12	
62211	General medical & surgical hospitals.....	32 448	314 240	1 253 972	13	—	—	—	—	—	—	—	1	12	
622110	General medical & surgical hospitals.....	32 448	314 240	1 253 972	13	—	—	—	—	—	—	—	1	12	
6223	Other specialty hospitals.....	(G)	(D)	(D)	4	1	—	—	—	—	—	2	1	—	
62231	Other specialty hospitals.....	(G)	(D)	(D)	4	1	—	—	—	—	—	2	1	—	

See footnotes at end of table.

**Table 6. Counties—Employees, Payroll, and Establishments by Industry: 2001—Con.**

[Excludes most government employees, railroad employees, and self-employed persons. Size class 1 to 4 includes establishments with payroll, but no employees, during mid-March pay period. (D) denotes figures withheld to avoid disclosing data for individual companies; the data are included in broader industry totals. Detailed industries with 100 or more employees are shown if industry was not a (D). For explanation of terms, abbreviations, and data reliability/comparability, see introductory text]

NAICS code	Industry	Number of employees for week including March 12	Payroll (\$1,000)		Total number of establishments	Number of establishments by employment-size class										
			First quarter	Annual		1 to 4	5 to 9	10 to 19	20 to 49	50 to 99	100 to 249	250 to 499	500 to 999	1,000 or more		
<b>62</b>	<b>BALTIMORE (IC)—Con.</b>															
	<b>Health care and social assistance—Con.</b>															
	Nursing & residential care facilities .....	(I)	(D)	(D)	167	65	18	27	21	11	21	4	—	—	—	—
6231	Nursing care facilities .....	4 566	26 606	105 751	38	7	—	1	5	4	17	4	—	—	—	—
62311	Nursing care facilities .....	4 566	26 606	105 751	38	7	—	1	5	4	17	4	—	—	—	—
623110	Nursing care facilities .....	4 566	26 606	105 751	38	7	—	1	5	4	17	4	—	—	—	—
6232	Residential mental retardation, health facil .....	(F)	(D)	(D)	41	19	4	10	5	2	1	—	—	—	—	—
62321	Residential mental retardation facilities .....	474	2 195	9 504	28	18	1	3	3	2	1	—	—	—	—	—
623210	Residential mental retardation facilities .....	474	2 195	9 504	28	18	1	3	3	2	1	—	—	—	—	—
62322	Residential mental health, subst abuse facil ..	(C)	(D)	(D)	13	1	3	7	2	—	—	—	—	—	—	—
6233	Community care facilities for the elderly .....	(F)	(D)	(D)	43	23	7	4	5	2	2	—	—	—	—	—
62331	Community care facilities for the elderly .....	(F)	(D)	(D)	43	23	7	4	5	2	2	—	—	—	—	—
6239	Other residential care facilities .....	723	4 072	16 278	45	16	7	12	6	3	1	—	—	—	—	—
62399	Other residential care facilities .....	723	4 072	16 278	45	16	7	12	6	3	1	—	—	—	—	—
623990	Other residential care facilities .....	723	4 072	16 278	45	16	7	12	6	3	1	—	—	—	—	—
624	Social assistance .....	8 239	41 167	172 520	387	132	91	68	60	23	9	3	1	—	—	—
6241	Individual & family services .....	3 307	17 114	73 412	149	53	32	24	25	9	4	2	—	—	—	—
62411	Child & youth services .....	648	3 444	14 539	35	7	10	9	5	4	—	—	—	—	—	—
624110	Child & youth services .....	648	3 444	14 539	35	7	10	9	5	4	—	—	—	—	—	—
62412	Services for elderly & disabled persons .....	757	3 733	15 912	34	14	6	5	4	2	3	—	—	—	—	—
624120	Services for elderly & disabled persons .....	757	3 733	15 912	34	14	6	5	4	2	3	—	—	—	—	—
62419	Other individual & family services .....	1 902	9 937	42 961	80	32	16	10	16	3	1	2	—	—	—	—
624190	Other individual & family services .....	1 902	9 937	42 961	80	32	16	10	16	3	1	2	—	—	—	—
6242	Community, emergency & other relief services ..	1 452	11 186	47 323	55	18	15	5	12	3	1	—	1	—	—	—
62421	Community food services .....	(C)	(D)	(D)	19	9	4	1	4	1	—	—	—	—	—	—
62422	Community housing services .....	562	2 769	11 208	32	8	11	4	7	1	1	—	—	—	—	—
624221	Temporary shelters .....	326	1 555	6 090	14	1	5	3	4	—	1	—	—	—	—	—
624229	Other community housing services .....	236	1 214	5 118	18	7	6	1	3	1	—	—	—	—	—	—
62423	Emergency & other relief services .....	(F)	(D)	(D)	4	1	—	—	1	1	—	—	—	1	—	—
6243	Vocational rehabilitation services .....	1 820	6 942	28 987	45	8	7	11	9	6	3	1	—	—	—	—
62431	Vocational rehabilitation services .....	1 820	6 942	28 987	45	8	7	11	9	6	3	1	—	—	—	—
624310	Vocational rehabilitation services .....	1 820	6 942	28 987	45	8	7	11	9	6	3	1	—	—	—	—
6244	Child day care services .....	1 660	5 925	22 798	138	53	37	28	14	5	1	—	—	—	—	—
62441	Child day care services .....	1 660	5 925	22 798	138	53	37	28	14	5	1	—	—	—	—	—
624410	Child day care services .....	1 660	5 925	22 798	138	53	37	28	14	5	1	—	—	—	—	—
<b>71</b>	<b>Arts, entertainment &amp; recreation .....</b>	<b>5 850</b>	<b>71 118</b>	<b>296 962</b>	<b>153</b>	<b>78</b>	<b>14</b>	<b>19</b>	<b>15</b>	<b>12</b>	<b>8</b>	<b>6</b>	<b>1</b>	—	—	—
711	Performing arts, spectator sports & related industries .....	2 772	57 842	238 979	57	38	5	3	3	1	2	4	1	—	—	—
7111	Performing arts companies .....	936	4 894	18 970	18	11	3	1	—	—	1	2	—	—	—	—
71111	Theater companies & dinner theaters .....	(F)	(D)	(D)	10	5	2	1	—	—	1	1	—	—	—	—
71113	Musical groups & artists .....	(E)	(D)	(D)	6	5	—	—	—	—	—	1	—	—	—	—
7112	Spectator sports .....	1 189	51 791	214 917	9	1	2	1	1	1	1	2	—	—	—	—
71121	Spectator sports .....	1 189	51 791	214 917	9	1	2	1	1	1	1	2	—	—	—	—
7113	Promoters of entertainment events .....	588	640	2 611	10	8	—	—	1	—	—	—	1	—	—	—
71131	Promoters of entertainment events with facility .....	583	598	2 286	6	4	—	—	1	—	—	—	1	—	—	—
711310	Promoters of entertainment events with facility .....	583	598	2 286	6	4	—	—	1	—	—	—	1	—	—	—
712	Museums, historical sites & like institutions .....	1 529	7 412	32 593	21	4	3	4	3	2	3	2	—	—	—	—
7121	Museums, historical sites & like institutions .....	1 529	7 412	32 593	21	4	3	4	3	2	3	2	—	—	—	—
71211	Museums .....	731	3 606	14 819	15	2	3	4	1	2	3	—	—	—	—	—
712110	Museums .....	731	3 606	14 819	15	2	3	4	1	2	3	—	—	—	—	—
71213	Zoos & botanical gardens .....	(F)	(D)	(D)	2	—	—	—	—	—	—	2	—	—	—	—
713	Amusement, gambling & recreation industries .....	1 549	5 864	25 390	75	36	6	12	9	9	3	—	—	—	—	—
7132	Gambling industries .....	147	916	3 434	5	1	1	1	1	1	—	—	—	—	—	—
71329	Other gambling industries .....	147	916	3 434	5	1	1	1	1	1	—	—	—	—	—	—
713290	Other gambling industries .....	147	916	3 434	5	1	1	1	1	1	—	—	—	—	—	—
7139	Other amusement & recreation industries .....	1 320	4 785	21 386	66	33	5	10	8	7	3	—	—	—	—	—
71391	Golf courses & country clubs .....	366	1 487	6 679	7	1	—	—	3	2	1	—	—	—	—	—
713910	Golf courses & country clubs .....	366	1 487	6 679	7	1	—	—	3	2	1	—	—	—	—	—
71394	Fitness & recreational sports centers .....	631	1 578	6 954	31	19	1	4	1	5	1	—	—	—	—	—
713940	Fitness & recreational sports centers .....	631	1 578	6 954	31	19	1	4	1	5	1	—	—	—	—	—
71399	All other amusement & recreation industries ..	256	1 332	6 141	20	9	3	4	3	—	1	—	—	—	—	—
713990	All other amusement & recreation industries ..	256	1 332	6 141	20	9	3	4	3	—	1	—	—	—	—	—
<b>72</b>	<b>Accommodation &amp; food services .....</b>	<b>20 518</b>	<b>66 523</b>	<b>295 675</b>	<b>1 352</b>	<b>673</b>	<b>220</b>	<b>204</b>	<b>178</b>	<b>52</b>	<b>15</b>	<b>8</b>	<b>2</b>	—	—	—
721	Accommodation .....	3 454	18 098	80 004	37	9	6	2	6	4	5	3	2	—	—	—
7211	Traveler accommodation .....	3 454	18 098	80 004	37	9	6	2	6	4	5	3	2	—	—	—
72111	Hotels (exc casino hotels) & motels .....	3 440	18 055	79 851	33	7	4	2	6	4	5	3	2	—	—	—
721110	Hotels (exc casino hotels) & motels .....	3 440	18 055	79 851	33	7	4	2	6	4	5	3	2	—	—	—
722	Food services & drinking places .....	17 064	48 425	215 671	1 315	664	214	202	172	48	10	5	—	—	—	—
7221	Full-service restaurants .....	7 333	22 596	101 614	377	144	64	68	69	25	2	5	—	—	—	—
72211	Full-service restaurants .....	7 333	22 596	101 614	377	144	64	68	69	25	2	5	—	—	—	—
722110	Full-service restaurants .....	7 333	22 596	101 614	377	144	64	68	69	25	2	5	—	—	—	—
7222	Limited-service eating places .....	5 656	13 512	57 476	583	318	91	88	68	18	—	—	—	—	—	—
72221	Limited-service eating places .....	5 656	13 512	57 476	583	318	91	88	68	18	—	—	—	—	—	—
722211	Limited-service restaurants .....	4 847	11 440	48 442	483	268	68	74	55	18	—	—	—	—	—	—
722212	Cafeterias .....	152	551	2 250	20	10	3	4	3	—	—	—	—	—	—	—
722213	Snack & nonalcoholic beverage bars .....	657	1 521	6 784	80	40	20	10	10	—	—	—	—	—	—	—
7223	Special food services .....	2 763	8 997	42 573	104	23	25	21	22	5	8	—	—	—	—	—
72231	Food service contractors .....	1 867	6 329	29 945	69	12	22	11	15	3	6	—	—	—	—	—
722310	Food service contractors .....	1 867	6 329	29 945	69	12	22	11	15	3	6	—	—	—	—	—
72232	Caterers .....	864	2 571	12 189	30	9	1	9	7	2	2	—	—	—	—	—
722320	Caterers .....	864	2 571	12 189	30	9	1	9	7	2	2	—	—	—		

**Table 6. Counties—Employees, Payroll, and Establishments by Industry: 2001—Con.**

[Excludes most government employees, railroad employees, and self-employed persons. Size class 1 to 4 includes establishments with payroll, but no employees, during mid-March pay period. (D) denotes figures withheld to avoid disclosing data for individual companies; the data are included in broader industry totals. Detailed industries with 100 or more employees are shown if industry was not a (D). For explanation of terms, abbreviations, and data reliability/comparability, see introductory text]

NAICS code	Industry	Number of employees for week including March 12	Payroll (\$1,000)		Total number of establishments	Number of establishments by employment-size class																		
			First quarter	Annual		1 to 4	5 to 9	10 to 19	20 to 49	50 to 99	100 to 249	250 to 499	500 to 999	1,000 or more										
<b>BALTIMORE (IC)—Con.</b>																								
<b>72</b>	<b>Accommodation &amp; food services—Con.</b>																							
722	Food services & drinking places—Con.																							
7224	Drinking places (alcoholic beverages) . . . . .	1 312	3 320	14 008	251	179	34	25	13	—	—	—	—	—	—	—	—	—	—					
72241	Drinking places (alcoholic beverages) . . . . .	1 312	3 320	14 008	251	179	34	25	13	—	—	—	—	—	—	—	—	—	—					
722410	Drinking places (alcoholic beverages) . . . . .	1 312	3 320	14 008	251	179	34	25	13	—	—	—	—	—	—	—	—	—	—					
<b>81</b>	<b>Other services (except public administration) . . . . .</b>	<b>16 715</b>	<b>99 058</b>	<b>412 095</b>	<b>1 671</b>	<b>902</b>	<b>372</b>	<b>215</b>	<b>129</b>	<b>36</b>	<b>12</b>	<b>4</b>	<b>1</b>											
811	Repair & maintenance . . . . .	3 027	21 647	91 909	390	224	79	54	24	8	1	—	—	—	—	—	—	—	—					
8111	Automotive repair & maintenance . . . . .	1 633	9 695	40 785	265	159	55	37	11	3	—	—	—	—	—	—	—	—	—					
81111	Automotive mechanical & electrical R&M . . . . .	738	4 934	20 422	164	108	36	16	4	—	—	—	—	—	—	—	—	—	—					
811111	General automotive repair . . . . .	557	3 695	15 060	125	80	28	15	2	—	—	—	—	—	—	—	—	—	—					
811118	Other automotive mechanical & electrical R&M . . . . .	102	688	3 129	17	12	2	1	2	—	—	—	—	—	—	—	—	—	—					
81112	Automotive body, paint, interior & glass repair . . . . .	509	3 576	15 505	69	38	13	13	4	1	—	—	—	—	—	—	—	—	—					
811121	Automotive body, paint & interior R&M . . . . .	486	3 413	14 803	63	34	12	12	4	1	—	—	—	—	—	—	—	—	—					
81119	Other automotive R&M . . . . .	386	1 185	4 858	32	13	6	8	3	2	—	—	—	—	—	—	—	—	—					
811192	Car washes . . . . .	246	644	2 609	19	11	1	3	2	2	—	—	—	—	—	—	—	—	—					
8112	Electronic & precision equipment R&M . . . . .	274	3 355	13 969	21	11	6	—	3	—	1	—	—	—	—	—	—	—	—					
81121	Electronic & precision equipment R&M . . . . .	274	3 355	13 969	21	11	6	—	3	—	1	—	—	—	—	—	—	—	—					
811212	Computer & office machine R&M . . . . .	204	2 653	11 295	9	4	2	—	2	—	1	—	—	—	—	—	—	—	—					
8113	Commercial equipment (exc auto & elec) R&M . . . . .	707	6 303	26 765	53	23	8	12	7	3	—	—	—	—	—	—	—	—	—					
81131	Commercial equipment (exc auto & elec) R&M . . . . .	707	6 303	26 765	53	23	8	12	7	3	—	—	—	—	—	—	—	—	—					
811310	Commercial equipment (exc auto & elec) R&M . . . . .	707	6 303	26 765	53	23	8	12	7	3	—	—	—	—	—	—	—	—	—					
8114	Personal & household goods R&M . . . . .	413	2 294	10 390	51	31	10	5	3	2	—	—	—	—	—	—	—	—	—					
81141	Home, garden equipment & appliance R&M . . . . .	170	810	3 686	16	10	2	2	1	1	—	—	—	—	—	—	—	—	—					
811412	Appliance repair & maintenance . . . . .	132	489	2 214	10	7	—	1	1	1	—	—	—	—	—	—	—	—	—					
81142	Reupholstery & furniture repair . . . . .	140	975	3 931	15	7	5	1	1	1	—	—	—	—	—	—	—	—	—					
811420	Reupholstery & furniture repair . . . . .	140	975	3 931	15	7	5	1	1	1	—	—	—	—	—	—	—	—	—					
81149	Other personal & household goods R&M . . . . .	103	509	2 773	20	14	3	2	1	—	—	—	—	—	—	—	—	—	—					
811490	Other personal & household goods R&M . . . . .	103	509	2 773	20	14	3	2	1	—	—	—	—	—	—	—	—	—	—					
812	Personal & laundry services . . . . .	3 499	17 319	70 175	483	304	91	55	24	3	6	—	—	—	—	—	—	—	—					
8121	Personal care services . . . . .	717	2 931	12 523	156	104	26	21	5	—	—	—	—	—	—	—	—	—	—					
81211	Hair, nail & skin care services . . . . .	669	2 793	11 921	147	99	24	19	5	—	—	—	—	—	—	—	—	—	—					
812112	Beauty salons . . . . .	639	2 691	11 307	132	88	20	19	5	—	—	—	—	—	—	—	—	—	—					
8122	Death care services . . . . .	583	3 693	13 069	50	15	15	11	8	1	—	—	—	—	—	—	—	—	—					
81221	Funeral homes . . . . .	405	2 915	9 723	39	12	11	10	6	—	—	—	—	—	—	—	—	—	—					
812210	Funeral homes . . . . .	405	2 915	9 723	39	12	11	10	6	—	—	—	—	—	—	—	—	—	—					
81222	Cemeteries & crematories . . . . .	178	778	3 346	11	3	4	1	2	1	—	—	—	—	—	—	—	—	—					
812220	Cemeteries & crematories . . . . .	178	778	3 346	11	3	4	1	2	1	—	—	—	—	—	—	—	—	—					
8123	Drycleaning & laundry services . . . . .	1 382	6 426	27 239	103	69	14	7	6	1	6	—	—	—	—	—	—	—	—					
81231	Coin-operated laundries & drycleaners . . . . .	163	447	1 534	41	34	4	1	2	—	—	—	—	—	—	—	—	—	—					
812310	Coin-operated laundries & drycleaners . . . . .	163	447	1 534	41	34	4	1	2	—	—	—	—	—	—	—	—	—	—					
81232	Drycleaning & laundry services (exc coin-op) . . . . .	496	1 795	7 635	49	32	9	4	2	1	1	—	—	—	—	—	—	—	—					
812320	Drycleaning & laundry services (exc coin-op) . . . . .	496	1 795	7 635	49	32	9	4	2	1	1	—	—	—	—	—	—	—	—					
81233	Linen & uniform supply . . . . .	723	4 184	18 070	13	3	1	2	2	—	5	—	—	—	—	—	—	—	—					
812331	Linen supply . . . . .	282	1 645	6 952	6	1	1	1	1	—	2	—	—	—	—	—	—	—	—					
812332	Industrial launderers . . . . .	441	2 539	11 118	7	2	—	1	1	—	3	—	—	—	—	—	—	—	—					
8129	Other personal services . . . . .	817	4 269	17 344	174	116	36	16	5	1	—	—	—	—	—	—	—	—	—					
81293	Parking lots & garages . . . . .	620	3 062	12 196	126	84	25	13	3	1	—	—	—	—	—	—	—	—	—					
812930	Parking lots & garages . . . . .	620	3 062	12 196	126	84	25	13	3	1	—	—	—	—	—	—	—	—	—					
813	Religious, grantmaking, civic, prof & like organizations . . . . .	10 189	60 092	250 011	798	374	202	106	81	25	5	4	1	—	—	—	—	—	—					
8131	Religious organizations . . . . .	5 559	26 189	106 252	437	205	116	53	46	12	2	2	1	—	—	—	—	—	—					
81311	Religious organizations . . . . .	5 559	26 189	106 252	437	205	116	53	46	12	2	2	1	—	—	—	—	—	—					
813110	Religious organizations . . . . .	5 559	26 189	106 252	437	205	116	53	46	12	2	2	1	—	—	—	—	—	—					
8132	Grantmaking & giving services . . . . .	1 345	13 701	56 150	74	37	18	8	6	1	3	1	—	—	—	—	—	—	—					
81321	Grantmaking & giving services . . . . .	1 345	13 701	56 150	74	37	18	8	6	1	3	1	—	—	—	—	—	—	—					
813211	Grantmaking foundations . . . . .	746	8 043	32 746	37	26	4	3	2	—	1	1	—	—	—	—	—	—	—					
813212	Voluntary health organizations . . . . .	263	2 156	8 673	22	6	11	2	2	1	—	—	—	—	—	—	—	—	—					
813219	Other grantmaking & giving services . . . . .	336	3 502	14 731	15	5	3	3	2	—	2	—	—	—	—	—	—	—	—					
8133	Social advocacy organizations . . . . .	883	6 417	30 706	63	20	17	10	12	4	—	—	—	—	—	—	—	—	—					
81331	Social advocacy organizations . . . . .	883	6 417	30 706	63	20	17	10	12	4	—	—	—	—	—	—	—	—	—					
813311	Human rights organizations . . . . .	276	2 648	14 549	12	3	5	—	2	2	—	—	—	—	—	—	—	—	—					
813312	Environment & wildlife organizations . . . . .	131	782	4 153	14	7	2	1	4	—	—	—	—	—	—	—	—	—	—					
813319	Other social advocacy organizations . . . . .	476	2 987	12 004	37	10	10	9	6	2	—	—	—	—	—	—	—	—	—					
8134	Civic & social organizations . . . . .	1 060	5 167	21 020	67	38	13	6	4	5	—	1	—	—	—	—	—	—	—					
81341	Civic & social organizations . . . . .	1 060	5 167	21 020	67	38	13	6	4	5	—	1	—	—	—	—	—	—	—					
813410	Civic & social organizations . . . . .	1 060	5 167	21 020	67	38	13	6	4	5	—	1	—	—	—	—	—	—	—					
8139	Business, labor, political, like organizations . . . . .	1 342	8 618	35 883	157	74	38	29	13	3	—	—	—	—	—	—	—	—	—					
81391	Business associations . . . . .	174	1 363	5 350	20	8	6	3	3	—	—	—	—	—	—	—	—	—	—					
813910	Business associations . . . . .																							



**Table 6. Counties—Employees, Payroll, and Establishments by Industry: 2001—Con.**

[Excludes most government employees, railroad employees, and self-employed persons. Size class 1 to 4 includes establishments with payroll, but no employees, during mid-March pay period. (D) denotes figures withheld to avoid disclosing data for individual companies; the data are included in broader industry totals. Detailed industries with 100 or more employees are shown if industry was not a (D). For explanation of terms, abbreviations, and data reliability/comparability, see introductory text]

NAICS code	Industry	Number of employees for week including March 12	Payroll (\$1,000)		Total number of establishments	Number of establishments by employment-size class								
			First quarter	Annual		1 to 4	5 to 9	10 to 19	20 to 49	50 to 99	100 to 249	250 to 499	500 to 999	1,000 or more
<b>99</b>	<b>BALTIMORE (IC)—Con.</b>													
	<b>Unclassified establishments</b> .....	(C)	(D)	(D)	<b>95</b>	<b>87</b>	<b>7</b>	—	<b>1</b>	—	—	—	—	—
	<b>STATEWIDE</b>													
	<b>Total</b> .....	<b>7 984</b>	<b>58 663</b>	<b>251 687</b>	<b>44</b>	<b>23</b>	<b>5</b>	<b>1</b>	<b>6</b>	<b>1</b>	<b>3</b>	<b>1</b>	<b>1</b>	<b>3</b>
<b>21</b>	<b>Mining</b> .....	(C)	(D)	(D)	<b>2</b>	<b>1</b>	—	—	—	—	<b>1</b>	—	—	—
213	Mining support activities .....	(C)	(D)	(D)	2	1	—	—	—	—	1	—	—	—
2131	Mining support activities .....	(C)	(D)	(D)	2	1	—	—	—	—	1	—	—	—
21311	Mining support activities .....	(C)	(D)	(D)	2	1	—	—	—	—	1	—	—	—
<b>22</b>	<b>Utilities</b> .....	(E)	(D)	(D)	<b>1</b>	—	—	—	—	—	—	<b>1</b>	—	—
221	Utilities .....	(E)	(D)	(D)	1	—	—	—	—	—	—	1	—	—
2212	Natural gas distribution .....	(E)	(D)	(D)	1	—	—	—	—	—	—	1	—	—
22121	Natural gas distribution .....	(E)	(D)	(D)	1	—	—	—	—	—	—	1	—	—
<b>23</b>	<b>Construction</b> .....	(A)	(D)	(D)	<b>2</b>	<b>1</b>	—	<b>1</b>	—	—	—	—	—	—
<b>42</b>	<b>Wholesale trade</b> .....	<b>130</b>	<b>3 756</b>	<b>12 636</b>	<b>11</b>	<b>6</b>	<b>2</b>	—	<b>3</b>	—	—	—	—	—
<b>44-45</b>	<b>Retail trade</b> .....	(A)	(D)	(D)	<b>1</b>	<b>1</b>	—	—	—	—	—	—	—	—
<b>51</b>	<b>Information</b> .....	(A)	(D)	(D)	<b>1</b>	<b>1</b>	—	—	—	—	—	—	—	—
<b>52</b>	<b>Finance &amp; insurance</b> .....	(E)	(D)	(D)	<b>10</b>	<b>8</b>	<b>1</b>	—	—	—	<b>1</b>	—	—	—
524	Insurance carriers & related activities .....	(C)	(D)	(D)	5	3	1	—	—	—	1	—	—	—
5241	Insurance carriers .....	(C)	(D)	(D)	5	3	1	—	—	—	1	—	—	—
52411	Direct life, health, medical insurance carriers ..	(C)	(D)	(D)	4	2	1	—	—	—	1	—	—	—
<b>54</b>	<b>Professional, scientific &amp; technical services</b> .....	(G)	(D)	(D)	<b>5</b>	<b>3</b>	<b>1</b>	—	—	—	—	—	—	<b>1</b>
541	Professional, scientific & technical services .....	(G)	(D)	(D)	5	3	1	—	—	—	—	—	—	1
5416	Management, sci & tech consulting services ....	(G)	(D)	(D)	1	—	—	—	—	—	—	—	—	1
54161	Management consulting services .....	(G)	(D)	(D)	1	—	—	—	—	—	—	—	—	1
<b>55</b>	<b>Management of companies &amp; enterprises</b> ..	(B)	(D)	(D)	<b>2</b>	—	<b>1</b>	—	—	<b>1</b>	—	—	—	—
<b>56</b>	<b>Admin, support, waste mgt, remediation services</b> .....	<b>4 737</b>	<b>39 159</b>	<b>173 982</b>	<b>7</b>	<b>2</b>	—	—	<b>2</b>	—	—	—	<b>1</b>	<b>2</b>
561	Administrative & support services .....	4 737	39 159	173 982	7	2	—	—	2	—	—	—	1	2
5613	Employment services .....	(H)	(D)	(D)	3	—	—	—	1	—	—	—	—	2
56132	Temporary help services .....	(H)	(D)	(D)	2	—	—	—	1	—	—	—	—	1
56133	Employee leasing services .....	(G)	(D)	(D)	1	—	—	—	—	—	—	—	—	1
5617	Services to buildings & dwellings .....	(F)	(D)	(D)	1	—	—	—	—	—	—	—	<b>1</b>	—
56173	Landscaping services .....	(F)	(D)	(D)	1	—	—	—	—	—	—	—	<b>1</b>	—
<b>61</b>	<b>Educational services</b> .....	(C)	(D)	(D)	<b>1</b>	—	—	—	—	—	<b>1</b>	—	—	—
611	Educational services .....	(C)	(D)	(D)	1	—	—	—	—	—	1	—	—	—
6116	Other schools & instruction .....	(C)	(D)	(D)	1	—	—	—	—	—	1	—	—	—
61169	All other schools & instruction .....	(C)	(D)	(D)	1	—	—	—	—	—	1	—	—	—
<b>62</b>	<b>Health care and social assistance</b> .....	(B)	(D)	(D)	<b>1</b>	—	—	—	<b>1</b>	—	—	—	—	—

Note: Employment-size classes are indicated as follows: A—0 to 19; B—20 to 99; C—100 to 249; E—250 to 499; F—500 to 999; G—1,000 to 2,499; H—2,500 to 4,999; I—5,000 to 9,999; J—10,000 to 24,999; K—25,000 to 49,999; L—50,000 to 99,999; M—100,000 or more.

## **Description of Publications Issued in Previous Years**

### **1974 through 2000**

Data are provided for mid-March employment, first-quarter and annual payrolls, and establishments, by industry, for each county in the state and, in a separate report, for the United States. Data are included for every industry having a significant number of employees or establishments. Refer to General Explanation for a description of the types of employment covered.

### **1964 through 1973**

Data are provided for first-quarter reporting units, employment, and taxable payrolls for each county and metropolitan area in the state and, in a separate report, for the United States. Data are included for every industry having a significant number of employees or reporting units.

### **1959 and 1962**

Data are provided for first-quarter reporting units, employment, and taxable payrolls for each county in the state and, in a separate report, for the United States. Data are included for every industry having a significant number of employees or reporting units. Data are combined for some counties in eight states.

### **1956**

Data are provided for first-quarter reporting units, employment, and taxable payrolls for each county in the state and, in a separate report, for the United States. Data are included for SIC economic divisions, major groups, and selected three-digit SICs. Data are combined for some counties in eight states.

### **1949 and 1950**

Data are provided for first-quarter manufacturing establishments, employment, and taxable payrolls for each large county in the state and, in a separate report, for the United States. Data are included for manufacturing major industry groups and selected three-digit SICs. Manufacturing totals are included for small counties. Data are combined for some counties in eight states.

### **1947, 1948, 1951, and 1953**

Data are provided for first-quarter reporting units, employment, and taxable payrolls for each large county in the state and, in a separate report, for the United States. Data are included for SIC economic divisions, major groups, and selected three-digit SICs. Economic division totals are included for small counties. Data are combined for some counties in eight states.

### **1946**

Data are provided for first-quarter reporting units, employment, and taxable payrolls for each large county in the state and, in a separate report, for the United States. Data are included for SIC economic divisions and major groups. Economic division totals are included for small counties. Data are combined for some counties in eight states.

### **Availability**

The most recent edition of County Business Patterns can be examined on the Internet at [www.census.gov](http://www.census.gov). Editions prior to 1993 are available in depository libraries for Federal publications, which are conveniently located in all areas of the country.

For information on the coverage of individual series, write to Chief, Economic Planning and Coordination Division, U.S. Census Bureau, Washington, DC 20233.