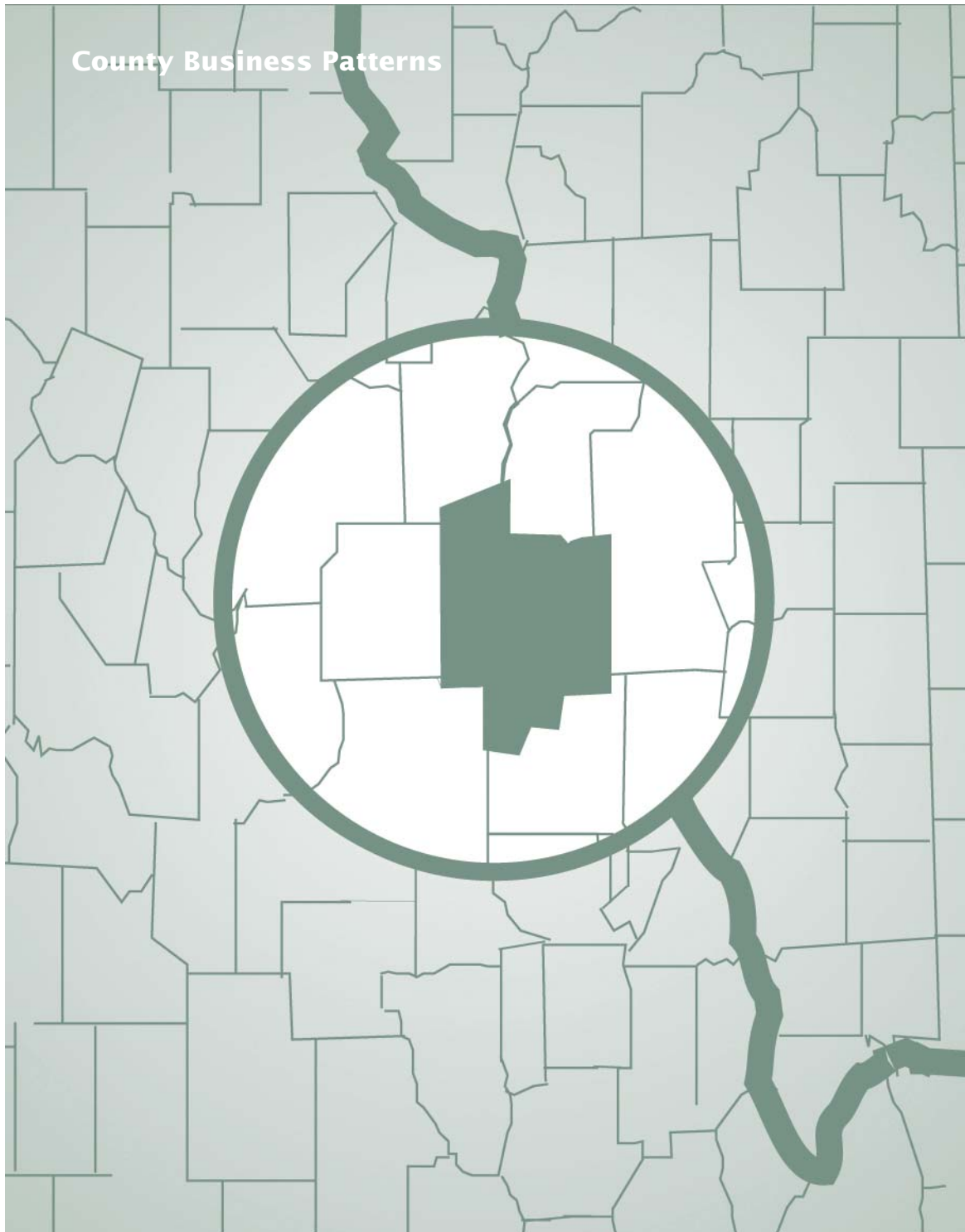


Iowa: 2001

Issued April 2003

CBP/01-17



U S C E N S U S B U R E A U

Helping You Make Informed Decisions

U.S. Department of Commerce
Economics and Statistics Administration
U.S. CENSUS BUREAU



ACKNOWLEDGMENTS

This report was prepared under the general direction of **Carl A. Konschnik**, Assistant Division Chief for Research and Methodology, Economic Planning and Coordination Division. **Paul Hanczaryk**, Chief, Register Analysis Branch, supervised the preparation of this report and was assisted by **Phil Thompson**, and **Gerald Feuer**. **Joel Fowler**, **Yolanda Funderburk**, **Mary Green**, **Dameka Hemsley**, **Mary Hogan**, **Lavelle Lee**, **Lillian Moy**, **Alan Pines**, and **Jon Youngman** contributed in resolving establishment processing problems and in data analysis.

Additional data analysis was provided by the staffs of **Lawrence A. Blum**, Assistant Division Chief for Collection Activities, Economic Planning and Coordination Division, assisted by **David Eade**; and **Carlene Bottorff**, Chief, Economic Projects Branch, National Processing Center, assisted by **Marsha Sowders** and **Anita Coomes**. Statistical methodology and quality assurance operations were performed by **Ken Sausman**, **Michael Kornbau**, **Thomas Cevis**, **Michelle Vile**, and **Marilyn Italiano**.

Steven McCraith, Chief, Census Related Surveys Branch, Economic Statistical Methods and Programming Division, assisted by **Dan Vacca**, supervised computer support operations. **Ed Carr** was assigned primary responsibility for programming this report. **Jerry Richards** and **Bob Penrod** provided additional support for computer operations.

David Chapman of the Economic Statistical Methods and Programming Division contributed to the editing system and provided other methodological improvements.

Kim D. Ottenstein and **Bernadette J. Beasley**, of the Administrative and Customer Services Division, **Walter C. Odom**, Chief, provided publications and printing management, graphics design and composition, and editorial review for print and electronic media. General direction and production management were provided by **James R. Clark**, Assistant Division Chief, Publications Services Branch.

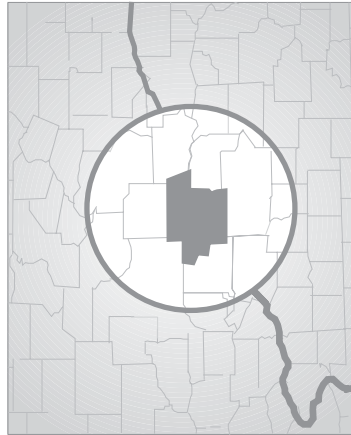
Special acknowledgment is also due the many businesses whose cooperation has contributed to the publication of these data.

Iowa: 2001

Issued April 2003

CBP/01-17

County Business Patterns



U.S. Department of Commerce

Donald L. Evans,
Secretary

Samuel W. Bodman,
Deputy Secretary

**Economics
and Statistics
Administration**

Kathleen B. Cooper,
Under Secretary for
Economic Affairs

U.S. CENSUS BUREAU
Charles Louis Kincannon,
Director

SUGGESTED CITATION

U.S. Census Bureau,
County Business Patterns 2001

IOWA

Washington, DC,
2003



**Economics
and Statistics
Administration**

Kathleen B. Cooper,
Under Secretary
for Economic Affairs



U.S. CENSUS BUREAU
Charles Louis Kincannon,
Director

Hermann Habermann,
Deputy Director and
Chief Operating Officer

Vacant,
Principal Associate
Director for Programs

Frederick T. Knickerbocker,
Associate Director
for Economic Programs

Thomas L. Mesenbourg,
Assistant Director
for Economic Programs

Shirin A. Ahmed,
Chief, Economic
Planning and Coordination
Division

CONTENTS

General Explanation

| | |
|--|------|
| Introduction | V |
| Industry Classifications | V |
| Data Products | V |
| Sources of Data | VI |
| Definitions of Basic Data Items | VI |
| Industry and Geography Classifications | VII |
| Comparability With Other Data | VII |
| Data Withheld From Publication | VII |
| Reliability of Data | VIII |
| Abbreviations and Symbols | VIII |

| | |
|-----------------|----|
| State Map | IX |
|-----------------|----|

Tables

| | |
|---|----|
| 1. The State—Establishments, Employees, and Payroll by Major Group: 2001 and 2000 | 1 |
| 2. The State—Employees, Payroll, and Establishments by Industry: 2001 | 3 |
| 3. The State—Employees and Annual Payroll by Employment-Size Class: 2001 | 30 |
| 4. The State—Establishments With 1,000 Employees or More by Major Group and Employment-Size Class: 2001 | 35 |
| 5. The State—Employees, Payroll, and Establishments by County: 2001 and 2000 | 36 |
| 6. Counties—Employees, Payroll, and Establishments by Industry: 2001 | 38 |

Description of Pubs Issued in Previous Years—Inside Back Cover

General Explanation

INTRODUCTION

County Business Patterns is an annual series that provides subnational economic data by industry. The series is useful for studying the economic activity of small areas; analyzing economic changes over time; and as a benchmark for statistical series, surveys, and databases between economic censuses. Businesses use the data for analyzing market potential, measuring the effectiveness of sales and advertising programs, setting sales quotas, and developing budgets. Government agencies use the data for administration and planning.

County Business Patterns covers most of the country's economic activity. The series excludes data on self-employed individuals, employees of private households, railroad employees, agricultural production employees, and most government employees.

This series has been published annually since 1964 and at irregular intervals dating back to 1946. The comparability of data over time may be affected by definitional changes in establishments, activity status, and industrial classifications. For more details on these changes, see the section "Comparability With Other Data."

INDUSTRY CLASSIFICATIONS

Data from the County Business Patterns series are published primarily on the basis of the North American Industry Classification System (NAICS). Earlier County Business Patterns data were published according to the Standard Industrial Classification (SIC) system. While many of the individual NAICS industries correspond directly to industries as defined under the SIC system, most of the aggregate NAICS groupings do not.

Particular care should be taken in comparing data for retail trade, wholesale trade, and manufacturing, which are sector titles used in both NAICS and SIC, but cover somewhat different groups of industries. For more information on NAICS and changes from the SIC system, go to www.census.gov/epcd/www/naics.html

The 2001 County Business Patterns series includes the following NAICS sectors:

| <i>Sector</i> | <i>Description</i> |
|---------------|---|
| 11 | Forestry, Fishing, Hunting, and Agriculture Support |
| 21 | Mining |
| 22 | Utilities |

| <i>Sector</i> | <i>Description</i> |
|---------------|--|
| 23 | Construction |
| 31-33 | Manufacturing |
| 42 | Wholesale Trade |
| 44-45 | Retail Trade |
| 48-49 | Transportation and Warehousing |
| 51 | Information |
| 52 | Finance and Insurance |
| 53 | Real Estate and Rental and Leasing |
| 54 | Professional, Scientific, and Technical Services |
| 55 | Management of Companies and Enterprises |
| 56 | Administrative and Support and Waste Management and Remediation Services |
| 61 | Educational Services |
| 62 | Health Care and Social Assistance |
| 71 | Arts, Entertainment, and Recreation |
| 72 | Accommodation and Food Services |
| 81 | Other Services (except Public Administration) |
| 95 | Auxiliaries (except corporate, subsidiary, and regional management) |
| 99 | Unclassified |

County Business Patterns data are tabulated by industry as defined in the manual entitled *North American Industry Classification System: United States, 1997* with some exceptions. Data for auxiliary establishments (except corporate, subsidiary, and regional managing offices) will be tabulated in a separate category (Sector 95).

The 2001 County Business Patterns covers all NAICS industries except crop and animal production (NAICS 111,112), rail transportation (NAICS 482), National Postal Service (NAICS 491), pension, health, welfare, and vacation funds (NAICS 525110, 525120, 525190), trusts, estates, and agency accounts (NAICS 525920), private households (NAICS 814), and public administration (NAICS 92).

DATA PRODUCTS

Reports

The County Business Patterns data series includes a separate printed report for each state, the District of Columbia, Puerto Rico, and the United States. Individual state reports present payroll and employment data for the state and counties by industry. The reports also include the number of establishments by industry and employment size class.

The United States report presents similar data for the country as a whole. In addition, the U.S. report provides employment and payroll data by employment size class for major industry groups.

Data for industries with fewer than 100 employees, as well as data for detailed industries withheld to avoid disclosing data for individual companies, are not shown in the printed reports. However, these data are available on CD-ROM and other computer products.

Electronic Data Formats

County Business Patterns series data are available on CD-ROM, computer tapes and diskettes. The CD-ROM also includes software for creating County Business Patterns data files compatible with popular database and spreadsheet software. In addition, ZIP Code Business Patterns data are available on CD-ROM and are available shortly after the release of County Business Patterns, and include the number of establishments by NAICS industry.

Publications also are available in Portable Document Format (PDF) at www.census.gov/prod/www/abs/cbptotal.html. In order to view these files, you will need the Adobe(R) Acrobat(R) Reader, which is available for free from the Adobe web site at www.adobe.com. Alternatively, the Census Bureau will print the publication, give it a glue binding, and ship it to you for a fee.

For information and options to order County Business Patterns data products, contact:

Customer Services Center
Marketing Services Office
U.S. Census Bureau
Washington, DC 20233

Telephone: 301-763-4100
Internet address: www.census.gov/

Special Tabulations

Special tabulations of County Business Patterns are available on a cost-reimbursable basis. For more information, contact:

U.S. Census Bureau
Economic Planning and Coordination Division
Register Analysis Branch
Washington, DC 20233

Telephone: 301-763-2580
Fax: 301-457-4433
E-mail: cbp@census.gov

SOURCES OF DATA

County Business Patterns basic data items are extracted from the Standard Statistical Establishment List, a file of all known single and multiestablishment employer companies maintained and updated by the U.S. Census Bureau. The annual Company Organization Survey provides individual

establishment data for multiestablishment companies. Data for single-establishment companies are obtained from various Census Bureau programs, such as the Annual Survey of Manufactures and Current Business Surveys, as well as from administrative records of the Internal Revenue Service, the Social Security Administration, and the Bureau of Labor Statistics.

DEFINITIONS OF BASIC DATA ITEMS

Establishments

An establishment is a single physical location at which business is conducted or services or industrial operations are performed. It is not necessarily identical with a company or enterprise, which may consist of one or more establishments. When two or more activities are carried on at a single location under a single ownership, all activities generally are grouped together as a single establishment. The entire establishment is classified on the basis of its major activity and all data are included in that classification.

Establishment-size designations are determined by paid employment in the mid-March pay period. The size group "1 to 4" includes establishments that did not report any paid employees in the mid-March pay period but paid wages to at least one employee at some time during the year.

Establishment counts represent the number of locations with paid employees any time during the year. This series excludes governmental establishments except for wholesale liquor establishments (NAICS 4228), retail liquor stores (NAICS 44531), Federally-chartered savings institutions (NAICS 522120), Federally-chartered credit unions (NAICS 522130), and hospitals (NAICS 622).

Payroll

Total payroll includes all forms of compensation, such as salaries, wages, reported tips, commissions, bonuses, vacation allowances, sick-leave pay, employee contributions to qualified pension plans, and the value of taxable fringe benefits. For corporations, it includes amounts paid to officers and executives; for unincorporated businesses, it does not include profit or other compensation of proprietors or partners. Payroll is reported before deductions for Social Security, income tax, insurance, union dues, etc. First-quarter payroll consists of payroll during the January-to-March quarter.

Mid-March Employment

Paid employment consists of full- and part-time employees, including salaried officers and executives of corporations, who are on the payroll in the pay period including March 12. Included are employees on paid sick leave, holidays, and vacations; not included are proprietors and partners of unincorporated businesses.

INDUSTRY AND GEOGRAPHY CLASSIFICATIONS

The quinquennial economic censuses are the primary source for industry and geography classifications. The annual Company Organization Survey, Annual Survey of Manufactures, Current Business Surveys, and other Census Bureau programs provide regular updates.

Industry Classification

Additional sources for assigning industry classifications are the Social Security Administration, the Internal Revenue Service, and the Bureau of Labor Statistics. These sources provide industry classification information for new businesses and businesses not canvassed in the Census Bureau programs. Establishments without sufficient industry information are tabulated in the “unclassified establishments” group.

Industry classifications are explained in an appendix in the U.S. Summary. The industry titles used throughout this series are the short NAICS titles; complete descriptions are contained in the manual entitled *North American Industry Classification System: United States, 1997*.

Geography Classification

Most geography codes are derived from the physical location address reported in Census Bureau programs. The Internal Revenue Service provides supplemental address information. Those employers without a fixed location within a state (or of unknown county location) are included under a “statewide” classification at the end of the county tables. This incomplete detail causes only slight understatement of county employment. The independent cities in Virginia, and the cities of Baltimore, MD; Carson City, NV; and St. Louis, MO, are treated as separate counties.

Employee Leasing Services

Historically, the permanent on-site work force at a business location were paid employees of that establishment. This traditional practice of firms directly hiring employees is still the dominant employer/employee relationship in the United States. However, over the past decade a new work force arrangement has emerged.

Under this new arrangement, a company commonly known as an employee leasing company or professional employer organization (PEO) operates in a co-employment relationship with client businesses. Employee leasing establishments typically acquire and lease back some or all of the employees of their clients, and serve as the employer of record of the leased employees for payroll, benefits, and related purposes.

The 2001 CBP shows almost 1.34 million employees in employee leasing services (NAICS 561330), up from the approximately 1.25 million employees published in the 2000 CBP. Clearly, the employees are not classified in the

predominant industry of the client businesses. Also, leasing companies may pay these employees out of a single payroll office. This may result in the leasing company’s employment and payroll data being reported in the county where the payroll office is located, thus distorting the data for that county. In some cases, many thousands of employees may be paid from a single payroll office. Therefore, for geography purposes, we may publish employee-leasing establishments in the “statewide” category in states where such payroll offices are located, as these establishments service multiple counties.

COMPARABILITY WITH OTHER DATA

Earlier County Business Patterns

The comparability of data with previous County Business Patterns series may be affected by the following definitional changes:

- The change from a “reporting unit” concept to establishment based data in 1974
- The change in definition of “active” establishments in 1983
- The change in industrial classification definitions, the most recent occurring in 1998

A description of previous County Business Patterns publications is provided on the inside back cover.

1997 Economic Census

Definitional and coverage differences may affect the direct comparison of 1997 Economic Census and County Business Patterns data. Definitions of an establishment, employment, and payroll are detailed in the introductory text of each publication.

The 1997 Economic Census generally uses respondent-reported data. The County Business Patterns uses administrative record data for small establishments. Although efforts are made to resolve significant differences in the data, differences are known to exist.

Some large companies report different activities at the same location as separate profit centers. The County Business Patterns program treats each profit center as a separate establishment. The 1997 Economic Census may combine the profit centers into one establishment. This results in establishment count differences.

DATA WITHHELD FROM PUBLICATION

In accordance with U.S. Code, Title 13, Section 9, no data are published that would disclose the operations of an individual employer. However, the number of establishments in an industry classification and the distribution of these establishments by employment-size class are not considered to be disclosures, and so this information may be released even though other information is withheld from publications.

RELIABILITY OF DATA

All data are tabulated from universe files and are not subject to sampling errors. However, the data are subject to nonsampling errors. Nonsampling errors can be attributed to many sources: inability to identify all cases in the universe; definition and classification difficulties; differences in interpretation of questions; errors in recording or coding the data obtained; and estimation of employers who reported too late to be included in the tabulations and for records with missing or misreported data.

The accuracy of the data is determined by the joint effects of the various nonsampling errors. No direct measurement of these effects has been obtained; however, precautionary steps were taken in all phases of collection, processing, and tabulation to minimize the effects of nonsampling errors.

ABBREVIATIONS AND SYMBOLS

The following abbreviations and symbols are used in this publication:

| | |
|----------|--|
| – | Represents zero. |
| A-C, E-M | Entered in place of employment data, represents an employment-size class as defined in the footnote of the tables. |
| (D) | Withheld to avoid disclosing data for individual companies; data are included in broader industry totals. |
| n.e.c. | Not elsewhere classified. |
| NAICS | North American Industry Classification System. |

County Business Patterns--Iowa

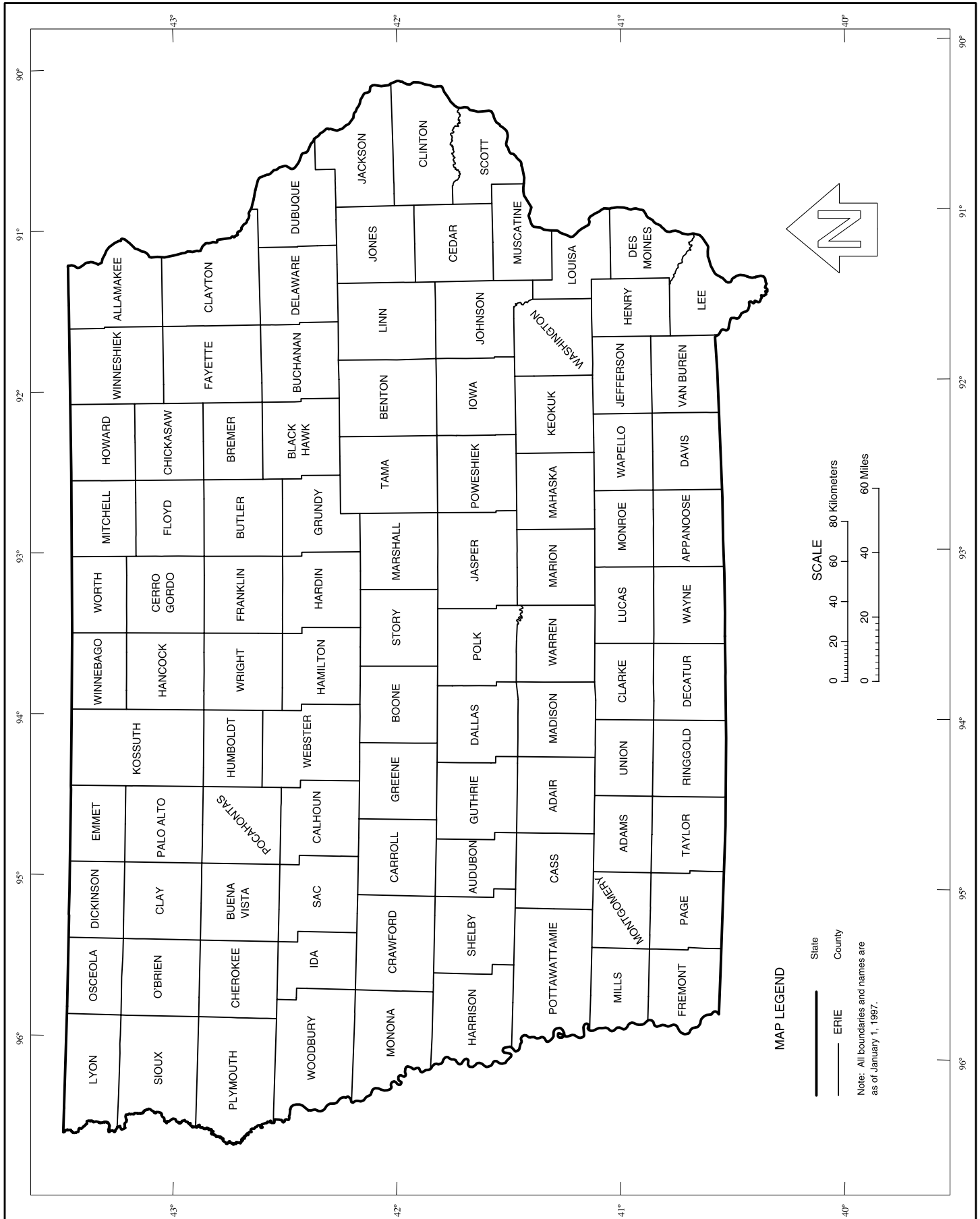


Table 1. The State—Establishments, Employees, and Payroll by Major Group: 2001 and 2000

[Excludes most government employees, railroad employees, and self-employed persons. (D) denotes figures withheld to avoid disclosing data for individual companies; the data are included in broader industry totals. For explanation of terms, abbreviations, and data reliability/comparability, see introductory text]

| NAICS code | Major group | 2001 | | | | 2000 | | | |
|--------------|--|--------------------------|---|-------------------|-------------------|--------------------------|---|-------------------|-------------------|
| | | Number of establishments | Number of employees for week including March 12 | Payroll (\$1,000) | | Number of establishments | Number of employees for week including March 12 | Payroll (\$1,000) | |
| | | | | First quarter | Annual | | | First quarter | Annual |
| | Total | 80 392 | 1 255 162 | 8 385 041 | 34 451 490 | 80 890 | 1 265 064 | 8 122 396 | 33 752 570 |
| 11 | Forestry, fishing, hunting, and agriculture support | 284 | (G) | (D) | (D) | 266 | 1 762 | 11 228 | 54 892 |
| 113 | Forestry and logging | 42 | (C) | (D) | (D) | 36 | (C) | (D) | (D) |
| 114 | Fishing, hunting & trapping | 5 | (B) | (D) | (D) | 5 | (B) | (D) | (D) |
| 115 | Agriculture & forestry support activities | 237 | (G) | (D) | (D) | 225 | (G) | (D) | (D) |
| 21 | Mining | 192 | 1 855 | 15 514 | 74 293 | 188 | 1 953 | 15 548 | 75 121 |
| 211 | Oil & gas extraction | 3 | (A) | (D) | (D) | 2 | (A) | (D) | (D) |
| 212 | Mining (except oil & gas) | 177 | (G) | (D) | (D) | 175 | (G) | (D) | (D) |
| 213 | Mining support activities | 12 | (C) | (D) | (D) | 11 | (C) | (D) | (D) |
| 22 | Utilities | 292 | 7 433 | 99 349 | 380 225 | 288 | 7 769 | 100 217 | 391 142 |
| 221 | Utilities | 292 | 7 433 | 99 349 | 380 225 | 288 | 7 769 | 100 217 | 391 142 |
| 23 | Construction | 8 526 | 58 895 | 451 120 | 2 190 695 | 8 726 | 65 122 | 475 690 | 2 224 547 |
| 233 | Building, developing & general contracting | 2 590 | 16 160 | 128 534 | 541 824 | 2 616 | 17 494 | 132 383 | 548 244 |
| 234 | Heavy construction | 675 | 6 280 | 48 459 | 382 462 | 673 | 7 558 | 54 226 | 382 372 |
| 235 | Special trade contractors | 5 261 | 36 455 | 274 127 | 1 266 409 | 5 437 | 40 070 | 289 081 | 1 293 931 |
| 31-33 | Manufacturing | 3 721 | 237 779 | 2 044 387 | 8 354 608 | 3 724 | 244 806 | 2 060 823 | 8 582 538 |
| 311 | Food mfg | 476 | 48 046 | 366 748 | 1 531 852 | 475 | 48 058 | 361 248 | 1 513 349 |
| 312 | Beverage & tobacco product mfg | 18 | 904 | 6 649 | 27 260 | 16 | 995 | 6 826 | 30 706 |
| 313 | Textile mills | 20 | (C) | (D) | (D) | 15 | (C) | (D) | (D) |
| 314 | Textile product mills | 50 | 1 240 | 9 263 | 35 823 | 47 | 1 300 | 8 767 | 36 456 |
| 315 | Apparel manufacturing | 57 | 1 748 | 10 372 | 43 370 | 64 | 2 857 | 16 297 | 66 000 |
| 316 | Leather & allied product mfg | 13 | (E) | (D) | (D) | 15 | 487 | 2 343 | 10 550 |
| 321 | Wood product mfg | 180 | 10 946 | 78 796 | 341 713 | 176 | 10 957 | 80 737 | 348 314 |
| 322 | Paper mfg | 45 | 4 687 | 46 032 | 182 662 | 44 | 5 131 | 50 571 | 192 699 |
| 323 | Printing & related support activities | 375 | 11 139 | 84 920 | 328 449 | 392 | 11 848 | 85 484 | 343 294 |
| 324 | Petroleum & coal products mfg | 14 | (C) | (D) | (D) | 13 | (C) | (D) | (D) |
| 325 | Chemical mfg | 124 | 6 724 | 78 424 | 316 729 | 120 | 6 828 | 74 530 | 298 314 |
| 326 | Plastics & rubber products mfg | 183 | 15 106 | 120 421 | 480 639 | 187 | 16 117 | 125 851 | 488 319 |
| 327 | Nonmetallic mineral product mfg | 327 | 6 824 | 53 989 | 253 250 | 332 | 7 097 | 54 925 | 242 604 |
| 331 | Primary metal mfg | 96 | 9 811 | 99 699 | 425 413 | 83 | 9 771 | 99 185 | 423 746 |
| 332 | Fabricated metal product mfg | 590 | 24 098 | 193 367 | 765 215 | 608 | 24 944 | 194 113 | 805 678 |
| 333 | Machinery mfg | 423 | 36 863 | 383 385 | 1 480 274 | 424 | 37 856 | 376 444 | 1 566 768 |
| 334 | Computer & electronic product mfg | 87 | 12 019 | 154 097 | 602 891 | 80 | 11 527 | 138 974 | 562 759 |
| 335 | Electrical equip, appliance & component mfg | 44 | 14 708 | 113 801 | 549 784 | 42 | 15 039 | 116 882 | 578 334 |
| 336 | Transportation equipment mfg | 163 | 18 236 | 140 536 | 562 986 | 164 | 19 933 | 151 311 | 625 879 |
| 337 | Furniture & related product mfg | 191 | 8 299 | 60 760 | 247 109 | 178 | 8 525 | 67 910 | 281 295 |
| 339 | Miscellaneous mfg | 245 | 5 649 | 38 621 | 159 561 | 249 | 5 279 | 46 433 | 159 649 |
| 42 | Wholesale trade | 5 020 | 64 527 | 528 545 | 2 170 830 | 5 155 | 65 289 | 525 339 | 2 172 941 |
| 421 | Wholesale trade, durable goods | 2 824 | 33 922 | 293 571 | 1 177 180 | 2 914 | 34 348 | 294 170 | 1 185 651 |
| 422 | Wholesale trade, nondurable goods | 2 196 | 30 605 | 234 974 | 993 650 | 2 241 | 30 941 | 231 169 | 987 290 |
| 44-45 | Retail trade | 14 239 | 181 794 | 782 326 | 3 288 304 | 14 382 | 183 999 | 752 183 | 3 168 800 |
| 441 | Motor vehicle & parts dealers | 1 932 | 22 865 | 159 316 | 718 561 | 1 942 | 23 186 | 155 653 | 668 763 |
| 442 | Furniture & home furnishing stores | 717 | 5 411 | 28 237 | 115 470 | 728 | 5 552 | 28 263 | 117 776 |
| 443 | Electronics & appliance stores | 637 | 4 648 | 24 298 | 93 810 | 628 | 4 191 | 22 460 | 88 950 |
| 444 | Bldg material & garden equip & supp dealers | 1 845 | 18 485 | 112 288 | 462 326 | 1 820 | 19 080 | 108 921 | 449 811 |
| 445 | Food & beverage stores | 1 257 | 37 131 | 120 283 | 508 873 | 1 283 | 37 876 | 116 969 | 493 632 |
| 446 | Health & personal care stores | 898 | 10 109 | 44 683 | 187 576 | 915 | 9 511 | 40 817 | 173 119 |
| 447 | Gasoline stations | 2 002 | 18 419 | 58 708 | 238 354 | 1 997 | 18 530 | 55 278 | 230 216 |
| 448 | Clothing & clothing accessories stores | 1 478 | 11 851 | 38 662 | 149 388 | 1 503 | 11 814 | 35 881 | 147 470 |
| 451 | Sporting goods, hobby, book & music stores | 730 | 6 240 | 19 654 | 81 679 | 744 | 6 145 | 18 240 | 77 683 |
| 452 | General merchandise stores | 588 | 31 653 | 114 630 | 481 948 | 574 | 32 576 | 106 256 | 460 994 |
| 453 | Miscellaneous store retailers | 1 538 | 9 717 | 28 700 | 121 326 | 1 610 | 9 978 | 30 175 | 125 333 |
| 454 | Nonstore retailers | 617 | 5 265 | 32 867 | 128 993 | 638 | 5 560 | 33 270 | 135 053 |
| 48-49 | Transportation & warehousing | 3 286 | 40 735 | 291 619 | 1 208 851 | 3 258 | 40 148 | 274 244 | 1 178 238 |
| 481 | Air transportation | 48 | (F) | (D) | (D) | 52 | (F) | (D) | (D) |
| 483 | Water transportation | 6 | (C) | (D) | (D) | 6 | (C) | (D) | (D) |
| 484 | Truck transportation | 2 559 | 27 563 | 201 349 | 852 010 | 2 544 | 26 274 | 189 722 | 810 904 |
| 485 | Transit & ground passenger transportation | 112 | 1 942 | 5 657 | 22 459 | 115 | 1 908 | 5 195 | 20 987 |
| 486 | Pipeline transportation | 58 | (E) | (D) | (D) | 62 | 452 | 7 351 | 28 414 |
| 487 | Scenic & sightseeing transportation | 4 | (A) | (D) | (D) | 6 | (B) | (D) | (D) |
| 488 | Transportation support activities | 248 | 2 334 | 16 579 | 62 400 | 241 | 2 416 | 15 656 | 66 888 |
| 492 | Couriers & messengers | 154 | 5 140 | 38 606 | 152 693 | 140 | 5 814 | 34 001 | 152 727 |
| 493 | Warehousing & storage | 97 | 2 672 | 18 391 | 76 402 | 92 | 2 302 | 15 442 | 72 649 |
| 51 | Information | 1 675 | 45 250 | 405 518 | 1 490 843 | 1 567 | 39 777 | 324 298 | 1 334 230 |
| 511 | Publishing industries | 409 | 13 091 | 118 486 | 447 786 | 423 | (J) | (D) | (D) |
| 512 | Motion picture & sound recording industries | 172 | 1 741 | 5 558 | 22 800 | 164 | 1 819 | 5 309 | 22 703 |
| 513 | Broadcasting & telecommunications | 913 | 19 641 | 191 408 | 698 299 | 811 | 16 590 | 147 870 | 605 237 |
| 514 | Information & data processing services | 181 | 10 777 | 90 066 | 321 958 | 169 | (I) | (D) | (D) |
| 52 | Finance & insurance | 5 453 | 81 243 | 895 713 | 3 260 109 | 5 406 | 78 248 | 839 098 | 3 030 026 |
| 521 | Monetary authorities - central bank | 1 | (C) | (D) | (D) | - | - | - | - |
| 522 | Credit intermediation & related activities | 2 106 | 34 111 | 307 808 | 1 191 668 | 2 065 | 32 552 | 287 700 | 1 098 164 |
| 523 | Security, commodity contracts & like activity | 749 | (I) | (D) | (D) | 707 | (H) | (D) | (D) |
| 524 | Insurance carriers & related activities | 2 591 | 41 958 | 497 524 | 1 762 889 | 2 630 | 41 137 | 458 960 | 1 630 969 |
| 525 | Funds, trusts, & other financial vehicles (part) | 6 | (B) | (D) | (D) | 4 | (A) | (D) | (D) |
| 53 | Real estate & rental & leasing | 2 589 | 14 051 | 80 935 | 336 957 | 2 576 | 14 459 | 78 389 | 324 704 |
| 531 | Real estate | 1 916 | 8 338 | 50 633 | 211 095 | 1 904 | 8 753 | 49 266 | 202 743 |
| 532 | Rental & leasing services | 656 | 5 451 | 27 592 | 114 890 | 656 | 5 484 | 26 995 | 112 781 |
| 533 | Lessors of other nonfinancial intangible asset | 17 | 262 | 2 710 | 10 972 | 16 | 222 | 2 128 | 9 180 |

See footnotes at end of table.

Table 1. The State—Establishments, Employees, and Payroll by Major Group: 2001 and 2000—Con.

[Excludes most government employees, railroad employees, and self-employed persons. (D) denotes figures withheld to avoid disclosing data for individual companies; the data are included in broader industry totals. For explanation of terms, abbreviations, and data reliability/comparability, see introductory text]

| NAICS code | Major group | 2001 | | | | 2000 | | | |
|------------|---|--------------------------|---|-------------------|------------------|--------------------------|---|-------------------|------------------|
| | | Number of establishments | Number of employees for week including March 12 | Payroll (\$1,000) | | Number of establishments | Number of employees for week including March 12 | Payroll (\$1,000) | |
| | | | | First quarter | Annual | | | First quarter | Annual |
| 54 | Professional, scientific & technical services | 5 601 | 38 349 | 306 621 | 1 314 886 | 5 513 | 38 618 | 296 727 | 1 299 553 |
| 541 | Professional, scientific & technical services | 5 601 | 38 349 | 306 621 | 1 314 886 | 5 513 | 38 618 | 296 727 | 1 299 553 |
| 55 | Management of companies & enterprises | 442 | 22 001 | 299 069 | 1 134 751 | 424 | 21 386 | 293 663 | 1 074 722 |
| 551 | Management of companies & enterprises | 442 | 22 001 | 299 069 | 1 134 751 | 424 | 21 386 | 293 663 | 1 074 722 |
| 56 | Admin, support, waste mgt, remediation services | 3 341 | 62 223 | 301 222 | 1 231 595 | 3 208 | 64 275 | 283 800 | 1 206 580 |
| 561 | Administrative & support services | 3 072 | 59 817 | 286 329 | 1 169 749 | 2 951 | 61 959 | 270 155 | 1 148 402 |
| 562 | Waste management & remediation services | 269 | 2 406 | 14 893 | 61 846 | 257 | 2 316 | 13 645 | 58 178 |
| 61 | Educational services | 616 | 32 458 | 131 056 | 546 273 | 604 | 31 700 | 121 195 | 497 082 |
| 611 | Educational services | 616 | 32 458 | 131 056 | 546 273 | 604 | 31 700 | 121 195 | 497 082 |
| 62 | Health care and social assistance | 7 138 | 181 023 | 1 137 100 | 4 861 147 | 7 148 | 179 081 | 1 083 438 | 4 627 770 |
| 621 | Ambulatory health care services | 4 109 | 41 900 | 370 598 | 1 741 928 | 4 132 | 41 528 | 354 855 | 1 641 512 |
| 622 | Hospitals | 127 | 65 586 | 477 413 | 1 938 578 | 128 | (L) | (D) | (D) |
| 623 | Nursing & residential care facilities | 1 079 | 49 230 | 212 655 | 864 166 | 1 075 | 48 728 | 206 993 | 838 921 |
| 624 | Social assistance | 1 823 | 24 307 | 76 434 | 316 475 | 1 813 | (J) | (D) | (D) |
| 71 | Arts, entertainment & recreation | 1 298 | 19 301 | 71 713 | 325 568 | 1 291 | 19 829 | 69 456 | 318 793 |
| 711 | Performing arts, spectator sports & related industries | 258 | 4 497 | 19 438 | 85 826 | 267 | 4 423 | 17 942 | 81 612 |
| 712 | Museums, historical sites & like institutions | 102 | 737 | 2 916 | 13 232 | 102 | 720 | 2 521 | 12 249 |
| 713 | Amusement, gambling & recreation industries | 938 | 14 067 | 49 359 | 226 510 | 922 | 14 686 | 48 993 | 224 932 |
| 72 | Accommodation & food services | 6 436 | 102 977 | 234 999 | 1 003 054 | 6 527 | 105 078 | 235 931 | 994 647 |
| 721 | Accommodation | 712 | 15 895 | 56 448 | 238 751 | 726 | 16 740 | 58 398 | 243 789 |
| 722 | Food services & drinking places | 5 724 | 87 082 | 178 551 | 764 303 | 5 801 | 88 338 | 177 533 | 750 858 |
| 81 | Other services (except public administration) | 9 487 | 53 502 | 211 880 | 881 214 | 9 643 | 53 619 | 203 096 | 853 533 |
| 811 | Repair & maintenance | 2 917 | 13 114 | 68 415 | 290 015 | 2 955 | 13 389 | 66 186 | 278 119 |
| 812 | Personal & laundry services | 2 113 | 11 798 | 46 598 | 199 093 | 2 189 | 12 036 | 45 926 | 198 417 |
| 813 | Religious, grantmaking, civic, prof & like organizations | 4 457 | 28 590 | 96 867 | 392 106 | 4 499 | 28 194 | 90 984 | 376 997 |
| 95 | Auxiliaries (exc corporate, subsidiary & regional mgt) | 148 | 7 276 | 81 993 | 328 641 | 153 | 6 991 | 74 831 | 323 100 |
| 99 | Unclassified establishments | 608 | (F) | (D) | (D) | 843 | 1 155 | 3 202 | 19 611 |

Note: Employment-size classes are indicated as follows: A—0 to 19; B—20 to 99; C—100 to 249; E—250 to 499; F—500 to 999; G—1,000 to 2,499; H—2,500 to 4,999; I—5,000 to 9,999; J—10,000 to 24,999; K—25,000 to 49,999; L—50,000 to 99,999; M—100,000 or more.

Table 2. The State—Employees, Payroll, and Establishments by Industry: 2001

[Excludes most government employees, railroad employees, and self-employed persons. Size class 1 to 4 includes establishments with payroll, but no employees, during mid-March pay period. (D) denotes figures withheld to avoid disclosing data for individual companies; the data are included in broader industry totals. For explanation of terms, abbreviations, and data reliability/comparability, see introductory text]

| NAICS code | Industry | Number of employees for week including March 12 | Payroll (\$1,000) | | Total number of establishments | Number of establishments by employment-size class | | | | | | | | |
|------------|--|---|-------------------|-------------------|--------------------------------|---|---------------|---------------|--------------|--------------|--------------|------------|------------|---------------|
| | | | First quarter | Annual | | 1 to 4 | 5 to 9 | 10 to 19 | 20 to 49 | 50 to 99 | 100 to 249 | 250 to 499 | 500 to 999 | 1,000 or more |
| | Total | 1 255 162 | 8 385 041 | 34 451 490 | 80 392 | 42 662 | 16 108 | 10 602 | 6 793 | 2 336 | 1 320 | 352 | 137 | 82 |
| 11 | Forestry, fishing, hunting, and agriculture support | (G) | (D) | (D) | 284 | 205 | 34 | 23 | 15 | 6 | 1 | - | - | - |
| 113 | Forestry and logging | (C) | (D) | (D) | 42 | 35 | 3 | 4 | - | - | - | - | - | - |
| 1132 | Forest nurseries & gathering forest products | (B) | (D) | (D) | 2 | 1 | - | 1 | - | - | - | - | - | - |
| 11321 | Forest nurseries & gathering forest products | (B) | (D) | (D) | 2 | 1 | - | 1 | - | - | - | - | - | - |
| 113210 | Forest nurseries & gathering forest products | (B) | (D) | (D) | 2 | 1 | - | 1 | - | - | - | - | - | - |
| 1133 | Logging | (C) | (D) | (D) | 40 | 34 | 3 | 3 | - | - | - | - | - | - |
| 11331 | Logging | (C) | (D) | (D) | 40 | 34 | 3 | 3 | - | - | - | - | - | - |
| 113310 | Logging | (C) | (D) | (D) | 40 | 34 | 3 | 3 | - | - | - | - | - | - |
| 114 | Fishing, hunting & trapping | (B) | (D) | (D) | 5 | 3 | - | 2 | - | - | - | - | - | - |
| 1141 | Fishing | (A) | (D) | (D) | 1 | 1 | - | - | - | - | - | - | - | - |
| 11411 | Fishing | (A) | (D) | (D) | 1 | 1 | - | - | - | - | - | - | - | - |
| 114111 | Finfish fishing | (A) | (D) | (D) | 1 | 1 | - | - | - | - | - | - | - | - |
| 1142 | Hunting & trapping | (B) | (D) | (D) | 4 | 2 | - | 2 | - | - | - | - | - | - |
| 11421 | Hunting & trapping | (B) | (D) | (D) | 4 | 2 | - | 2 | - | - | - | - | - | - |
| 114210 | Hunting & trapping | (B) | (D) | (D) | 4 | 2 | - | 2 | - | - | - | - | - | - |
| 115 | Agriculture & forestry support activities | (G) | (D) | (D) | 237 | 167 | 31 | 17 | 15 | 6 | 1 | - | - | - |
| 1151 | Crop production support activities | 1 210 | 9 773 | 47 153 | 149 | 102 | 21 | 9 | 13 | 3 | 1 | - | - | - |
| 11511 | Crop production support activities | 1 210 | 9 773 | 47 153 | 149 | 102 | 21 | 9 | 13 | 3 | 1 | - | - | - |
| 115111 | Cotton ginning | (A) | (D) | (D) | 1 | 1 | - | - | - | - | - | - | - | - |
| 115112 | Soil preparation, planting, & cultivating .. | (C) | (D) | (D) | 40 | 31 | 3 | 5 | - | 1 | - | - | - | - |
| 115113 | Crop harvesting, primarily by machine .. | (B) | (D) | (D) | 9 | 8 | - | - | 1 | - | - | - | - | - |
| 115114 | Postharvest crop activities (exc ginning) | (F) | (D) | (D) | 38 | 14 | 10 | 2 | 9 | 2 | 1 | - | - | - |
| 115115 | Farm labor contractors & crew leaders .. | 72 | 614 | 2 019 | 14 | 10 | 2 | 1 | 1 | - | - | - | - | - |
| 115116 | Farm management services | (C) | (D) | (D) | 47 | 38 | 6 | 1 | 2 | - | - | - | - | - |
| 1152 | Animal production support activities | (E) | (D) | (D) | 78 | 58 | 8 | 7 | 2 | 3 | - | - | - | - |
| 11521 | Animal production support activities | (E) | (D) | (D) | 78 | 58 | 8 | 7 | 2 | 3 | - | - | - | - |
| 115210 | Animal production support activities | (E) | (D) | (D) | 78 | 58 | 8 | 7 | 2 | 3 | - | - | - | - |
| 1153 | Forestry support activities | (B) | (D) | (D) | 10 | 7 | 2 | 1 | - | - | - | - | - | - |
| 11531 | Forestry support activities | (B) | (D) | (D) | 10 | 7 | 2 | 1 | - | - | - | - | - | - |
| 115310 | Forestry support activities | (B) | (D) | (D) | 10 | 7 | 2 | 1 | - | - | - | - | - | - |
| 21 | Mining | 1 855 | 15 514 | 74 293 | 192 | 104 | 35 | 30 | 17 | 4 | 2 | - | - | - |
| 211 | Oil & gas extraction | (A) | (D) | (D) | 3 | 3 | - | - | - | - | - | - | - | - |
| 2111 | Oil & gas extraction | (A) | (D) | (D) | 3 | 3 | - | - | - | - | - | - | - | - |
| 21111 | Oil & gas extraction | (A) | (D) | (D) | 3 | 3 | - | - | - | - | - | - | - | - |
| 211111 | Crude petroleum & natural gas extraction | (A) | (D) | (D) | 3 | 3 | - | - | - | - | - | - | - | - |
| 212 | Mining (except oil & gas) | (G) | (D) | (D) | 177 | 94 | 32 | 29 | 17 | 4 | 1 | - | - | - |
| 2122 | Metal ore mining | (A) | (D) | (D) | 3 | 3 | - | - | - | - | - | - | - | - |
| 21221 | Iron ore mining | (A) | (D) | (D) | 1 | 1 | - | - | - | - | - | - | - | - |
| 212210 | Iron ore mining | (A) | (D) | (D) | 1 | 1 | - | - | - | - | - | - | - | - |
| 21222 | Gold ore & silver ore mining | (A) | (D) | (D) | 2 | 2 | - | - | - | - | - | - | - | - |
| 212221 | Gold ore mining | (A) | (D) | (D) | 2 | 2 | - | - | - | - | - | - | - | - |
| 2123 | Nonmetallic mineral mining & quarrying | (G) | (D) | (D) | 174 | 91 | 32 | 29 | 17 | 4 | 1 | - | - | - |
| 21231 | Stone mining & quarrying | 1 307 | 10 655 | 54 567 | 100 | 40 | 17 | 24 | 14 | 4 | 1 | - | - | - |
| 212311 | Dimension stone mining & quarrying ... | (A) | (D) | (D) | 1 | 1 | - | - | - | - | - | - | - | - |
| 212312 | Crushed & broken limestone mining & quarrying | (G) | (D) | (D) | 96 | 39 | 16 | 24 | 12 | 4 | 1 | - | - | - |
| 212313 | Crushed & broken granite mining & quarrying | (B) | (D) | (D) | 1 | - | - | - | 1 | - | - | - | - | - |
| 212319 | Other crushed & broken stone mining & quarrying | (B) | (D) | (D) | 2 | - | 1 | - | 1 | - | - | - | - | - |
| 21232 | Sand, gravel, clay, refractory minerals mining | (E) | (D) | (D) | 72 | 50 | 14 | 5 | 3 | - | - | - | - | - |
| 212321 | Construction sand & gravel mining | (E) | (D) | (D) | 66 | 44 | 14 | 5 | 3 | - | - | - | - | - |
| 212322 | Industrial sand mining | (A) | (D) | (D) | 5 | 5 | - | - | - | - | - | - | - | - |
| 212325 | Clay & ceramic & refractory minerals mining | (A) | (D) | (D) | 1 | 1 | - | - | - | - | - | - | - | - |
| 21239 | Other nonmetallic mineral mining & quarrying | (A) | (D) | (D) | 2 | 1 | 1 | - | - | - | - | - | - | - |
| 212399 | All other nonmetallic mineral mining | (A) | (D) | (D) | 2 | 1 | 1 | - | - | - | - | - | - | - |
| 213 | Mining support activities | (C) | (D) | (D) | 12 | 7 | 3 | 1 | - | - | 1 | - | - | - |
| 2131 | Mining support activities | (C) | (D) | (D) | 12 | 7 | 3 | 1 | - | - | 1 | - | - | - |
| 21311 | Mining support activities | (C) | (D) | (D) | 12 | 7 | 3 | 1 | - | - | 1 | - | - | - |
| 213111 | Drilling oil & gas wells | (B) | (D) | (D) | 5 | 3 | 1 | 1 | - | - | - | - | - | - |
| 213112 | Oil & gas operations support activities .. | (C) | (D) | (D) | 3 | 1 | 1 | - | - | - | 1 | - | - | - |
| 213113 | Support activities for coal mining | (A) | (D) | (D) | 1 | 1 | - | - | - | - | - | - | - | - |
| 213115 | Nonmetallic minerals support activity (exc fuels) | (A) | (D) | (D) | 3 | 2 | 1 | - | - | - | - | - | - | - |
| 22 | Utilities | 7 433 | 99 349 | 380 225 | 292 | 75 | 58 | 65 | 53 | 28 | 11 | 1 | 1 | - |
| 221 | Utilities | 7 433 | 99 349 | 380 225 | 292 | 75 | 58 | 65 | 53 | 28 | 11 | 1 | 1 | - |
| 2211 | Elec pwr generation, transmsn & distribution | 6 753 | 91 436 | 352 856 | 221 | 40 | 42 | 53 | 47 | 26 | 11 | 1 | 1 | - |
| 22111 | Electric power generation | 532 | 7 309 | 28 318 | 28 | 3 | 10 | 7 | 5 | 3 | - | - | - | - |
| 221111 | Hydroelectric power generation | (B) | (D) | (D) | 5 | 1 | 1 | 3 | - | - | - | - | - | - |
| 221112 | Fossil fuel electric power generation | (B) | (D) | (D) | 23 | 2 | 9 | 4 | 5 | 3 | - | - | - | - |
| 22112 | Electric pwr transmsn, control & distribution | 6 221 | 84 127 | 324 538 | 193 | 37 | 32 | 46 | 42 | 23 | 11 | 1 | 1 | - |
| 221121 | Electric bulk power transmission & control | (B) | (D) | (D) | 2 | - | - | 1 | 1 | - | - | - | - | - |
| 221122 | Electric power distribution | (I) | (D) | (D) | 191 | 37 | 32 | 45 | 41 | 23 | 11 | 1 | 1 | - |

See footnotes at end of table.

Table 2. The State—Employees, Payroll, and Establishments by Industry: 2001—Con.

[Excludes most government employees, railroad employees, and self-employed persons. Size class 1 to 4 includes establishments with payroll, but no employees, during mid-March pay period. (D) denotes figures withheld to avoid disclosing data for individual companies; the data are included in broader industry totals. For explanation of terms, abbreviations, and data reliability/comparability, see introductory text]

| NAICS code | Industry | Number of employees for week including March 12 | Payroll (\$1,000) | | Total number of establishments | Number of establishments by employment-size class | | | | | | | | |
|------------|---|---|-------------------|------------------|--------------------------------|---|--------------|------------|------------|------------|------------|------------|------------|---------------|
| | | | First quarter | Annual | | 1 to 4 | 5 to 9 | 10 to 19 | 20 to 49 | 50 to 99 | 100 to 249 | 250 to 499 | 500 to 999 | 1,000 or more |
| 22 | Utilities—Con. | | | | | | | | | | | | | |
| 221 | Utilities—Con. | | | | | | | | | | | | | |
| 2212 | Natural gas distribution | (E) | (D) | (D) | 24 | 12 | 3 | 6 | 3 | — | — | — | — | — |
| 22121 | Natural gas distribution | (E) | (D) | (D) | 24 | 12 | 3 | 6 | 3 | — | — | — | — | — |
| 221210 | Natural gas distribution | (E) | (D) | (D) | 24 | 12 | 3 | 6 | 3 | — | — | — | — | — |
| 2213 | Water, sewage & other systems | (E) | (D) | (D) | 47 | 23 | 13 | 6 | 3 | 2 | — | — | — | — |
| 22131 | Water supply & irrigation systems | (E) | (D) | (D) | 41 | 21 | 10 | 5 | 3 | 2 | — | — | — | — |
| 221310 | Water supply & irrigation systems | (E) | (D) | (D) | 41 | 21 | 10 | 5 | 3 | 2 | — | — | — | — |
| 22132 | Sewage treatment facilities | (B) | (D) | (D) | 6 | 2 | 3 | 1 | — | — | — | — | — | — |
| 221320 | Sewage treatment facilities | (B) | (D) | (D) | 6 | 2 | 3 | 1 | — | — | — | — | — | — |
| 23 | Construction | 58 895 | 451 120 | 2 190 695 | 8 526 | 5 716 | 1 454 | 752 | 432 | 110 | 54 | 8 | — | — |
| 233 | Building, developing & general contracting | 16 160 | 128 534 | 541 824 | 2 590 | 1 854 | 391 | 193 | 97 | 37 | 15 | 3 | — | — |
| 2331 | Land subdivision & land development | 244 | 2 020 | 11 089 | 96 | 77 | 11 | 6 | 2 | — | — | — | — | — |
| 23311 | Land subdivision & land development | 244 | 2 020 | 11 089 | 96 | 77 | 11 | 6 | 2 | — | — | — | — | — |
| 233110 | Land subdivision & land development .. | 244 | 2 020 | 11 089 | 96 | 77 | 11 | 6 | 2 | — | — | — | — | — |
| 2332 | Residential building construction | 7 047 | 41 931 | 198 193 | 1 908 | 1 520 | 260 | 86 | 35 | 5 | 1 | 1 | — | — |
| 23321 | Single-family housing construction | 6 511 | 38 262 | 183 666 | 1 822 | 1 455 | 252 | 79 | 30 | 5 | — | — | — | — |
| 233210 | Single-family housing construction | 6 511 | 38 262 | 183 666 | 1 822 | 1 455 | 252 | 79 | 30 | 5 | — | — | — | — |
| 23322 | Multifamily housing construction | 536 | 3 669 | 14 527 | 86 | 65 | 8 | 7 | 5 | — | 1 | — | — | — |
| 233220 | Multifamily housing construction | 536 | 3 669 | 14 527 | 86 | 65 | 8 | 7 | 5 | — | 1 | — | — | — |
| 2333 | Nonresidential building construction | 8 869 | 84 583 | 332 542 | 586 | 257 | 120 | 101 | 60 | 32 | 14 | 2 | — | — |
| 23331 | Mfg & industrial building construction | 1 207 | 10 789 | 44 807 | 69 | 33 | 12 | 11 | 5 | 5 | 3 | — | — | — |
| 233310 | Mfg & industrial building construction ... | 1 207 | 10 789 | 44 807 | 69 | 33 | 12 | 11 | 5 | 5 | 3 | — | — | — |
| 23332 | Commercial & institutional bldg construction | 7 662 | 73 794 | 287 735 | 517 | 224 | 108 | 90 | 55 | 27 | 11 | 2 | — | — |
| 233320 | Commercial & institutional bldg construction | 7 662 | 73 794 | 287 735 | 517 | 224 | 108 | 90 | 55 | 27 | 11 | 2 | — | — |
| 234 | Heavy construction | 6 280 | 48 459 | 382 462 | 675 | 397 | 119 | 74 | 66 | 12 | 7 | — | — | — |
| 2341 | Highway, street, bridge & tunnel construction | 3 179 | 27 280 | 246 784 | 177 | 69 | 27 | 30 | 38 | 8 | 5 | — | — | — |
| 23411 | Highway & street construction | 2 600 | 22 646 | 215 566 | 155 | 63 | 26 | 26 | 30 | 6 | 4 | — | — | — |
| 234110 | Highway & street construction | 2 600 | 22 646 | 215 566 | 155 | 63 | 26 | 26 | 30 | 6 | 4 | — | — | — |
| 23412 | Bridge & tunnel construction | 579 | 4 634 | 31 218 | 22 | 6 | 1 | 4 | 8 | 2 | 1 | — | — | — |
| 234120 | Bridge & tunnel construction | 579 | 4 634 | 31 218 | 22 | 6 | 1 | 4 | 8 | 2 | 1 | — | — | — |
| 2349 | Other heavy construction | 3 101 | 21 179 | 135 678 | 498 | 328 | 92 | 44 | 28 | 4 | 2 | — | — | — |
| 23491 | Water, sewer & pipeline construction | 1 159 | 8 685 | 66 371 | 114 | 56 | 29 | 13 | 13 | 2 | 1 | — | — | — |
| 234910 | Water, sewer & pipeline construction ... | 1 159 | 8 685 | 66 371 | 114 | 56 | 29 | 13 | 13 | 2 | 1 | — | — | — |
| 23492 | Pwr, communication transmsn line construction | (F) | (D) | (D) | 54 | 19 | 14 | 13 | 6 | 1 | 1 | — | — | — |
| 234920 | Pwr, communication transmsn line construction | (F) | (D) | (D) | 54 | 19 | 14 | 13 | 6 | 1 | 1 | — | — | — |
| 23493 | Industrial nonbuilding structure construction | (A) | (D) | (D) | 6 | 4 | 2 | — | — | — | — | — | — | — |
| 234930 | Industrial nonbuilding structure construction | (A) | (D) | (D) | 6 | 4 | 2 | — | — | — | — | — | — | — |
| 23499 | All other heavy construction | (G) | (D) | (D) | 324 | 249 | 47 | 18 | 9 | 1 | — | — | — | — |
| 234990 | All other heavy construction | (G) | (D) | (D) | 324 | 249 | 47 | 18 | 9 | 1 | — | — | — | — |
| 235 | Special trade contractors | 36 455 | 274 127 | 1 266 409 | 5 261 | 3 465 | 944 | 485 | 269 | 61 | 32 | 5 | — | — |
| 2351 | Plumbing, heating & AC contractor | 10 040 | 84 488 | 361 916 | 1 090 | 593 | 247 | 137 | 78 | 22 | 13 | — | — | — |
| 23511 | Plumbing, heating & AC contractor | 10 040 | 84 488 | 361 916 | 1 090 | 593 | 247 | 137 | 78 | 22 | 13 | — | — | — |
| 235110 | Plumbing, heating & AC contractor | 10 040 | 84 488 | 361 916 | 1 090 | 593 | 247 | 137 | 78 | 22 | 13 | — | — | — |
| 2352 | Painting & wall covering contractors | 1 549 | 8 449 | 41 873 | 401 | 299 | 64 | 27 | 10 | 1 | — | — | — | — |
| 23521 | Painting & wall covering contractors | 1 549 | 8 449 | 41 873 | 401 | 299 | 64 | 27 | 10 | 1 | — | — | — | — |
| 235210 | Painting & wall covering contractors | 1 549 | 8 449 | 41 873 | 401 | 299 | 64 | 27 | 10 | 1 | — | — | — | — |
| 2353 | Electrical contractors | 7 342 | 63 773 | 274 094 | 698 | 394 | 152 | 81 | 48 | 9 | 12 | 2 | — | — |
| 23531 | Electrical contractors | 7 342 | 63 773 | 274 094 | 698 | 394 | 152 | 81 | 48 | 9 | 12 | 2 | — | — |
| 235310 | Electrical contractors | 7 342 | 63 773 | 274 094 | 698 | 394 | 152 | 81 | 48 | 9 | 12 | 2 | — | — |
| 2354 | Masonry, drywall, insulation, tile contractors .. | 3 945 | 28 280 | 135 413 | 515 | 343 | 88 | 47 | 25 | 8 | 3 | 1 | — | — |
| 23541 | Masonry & stone contractors | 1 628 | 10 383 | 56 360 | 261 | 186 | 43 | 21 | 8 | 1 | 1 | — | — | — |
| 235410 | Masonry & stone contractors | 1 628 | 10 383 | 56 360 | 261 | 186 | 43 | 21 | 8 | 1 | 1 | — | — | — |
| 23542 | Drywall, acoustical & insulation contractors | 2 083 | 16 490 | 71 487 | 209 | 129 | 37 | 18 | 16 | 7 | 2 | — | — | — |
| 235420 | Drywall, acoustical & insulation contractors | 2 083 | 16 490 | 71 487 | 209 | 129 | 37 | 18 | 16 | 7 | 2 | — | — | — |
| 23543 | Tile, marble, terrazzo & mosaic contractors | 234 | 1 407 | 7 566 | 45 | 28 | 8 | 8 | 1 | — | — | — | — | — |
| 235430 | Tile, marble, terrazzo & mosaic contractors | 234 | 1 407 | 7 566 | 45 | 28 | 8 | 8 | 1 | — | — | — | — | — |
| 2355 | Carpentry & floor contractors | 2 922 | 16 365 | 76 993 | 830 | 667 | 109 | 33 | 17 | 4 | — | — | — | — |
| 23551 | Carpentry contractors | 2 375 | 12 380 | 57 963 | 690 | 553 | 97 | 25 | 12 | 3 | — | — | — | — |
| 235510 | Carpentry contractors | 2 375 | 12 380 | 57 963 | 690 | 553 | 97 | 25 | 12 | 3 | — | — | — | — |
| 23552 | Floor laying & other floor contractors | 547 | 3 985 | 19 030 | 140 | 114 | 12 | 8 | 5 | 1 | — | — | — | — |
| 235520 | Floor laying & other floor contractors ... | 547 | 3 985 | 19 030 | 140 | 114 | 12 | 8 | 5 | 1 | — | — | — | — |
| 2356 | Roofing, siding, & sheet metal contractors .. | 3 432 | 25 391 | 113 322 | 427 | 280 | 65 | 48 | 25 | 5 | 2 | 2 | — | — |
| 23561 | Roofing, siding, & sheet metal contractors .. | 3 432 | 25 391 | 113 322 | 427 | 280 | 65 | 48 | 25 | 5 | 2 | 2 | — | — |
| 235610 | Roofing, siding, & sheet metal contractors .. | 3 432 | 25 391 | 113 322 | 427 | 280 | 65 | 48 | 25 | 5 | 2 | 2 | — | — |
| 2357 | Concrete contractors | 2 963 | 15 680 | 117 130 | 548 | 351 | 112 | 52 | 32 | 1 | — | — | — | — |
| 23571 | Concrete contractors | 2 963 | 15 680 | 117 130 | 548 | 351 | 112 | 52 | 32 | 1 | — | — | — | — |
| 235710 | Concrete contractors | 2 963 | 15 680 | 117 130 | 548 | 351 | 112 | 52 | 32 | 1 | — | — | — | — |
| 2358 | Water well drilling contractors | 181 | 1 306 | 6 719 | 42 | 28 | 8 | 5 | 1 | — | — | — | — | — |
| 23581 | Water well drilling contractors | 181 | 1 306 | 6 719 | 42 | 28 | 8 | 5 | 1 | — | — | — | — | — |
| 235810 | Water well drilling contractors | 181 | 1 306 | 6 719 | 42 | 28 | 8 | 5 | 1 | — | — | — | — | — |

See footnotes at end of table.

Table 2. The State—Employees, Payroll, and Establishments by Industry: 2001—Con.

[Excludes most government employees, railroad employees, and self-employed persons. Size class 1 to 4 includes establishments with payroll, but no employees, during mid-March pay period. (D) denotes figures withheld to avoid disclosing data for individual companies; the data are included in broader industry totals. For explanation of terms, abbreviations, and data reliability/comparability, see introductory text]

| NAICS code | Industry | Number of employees for week including March 12 | Payroll (\$1,000) | | Total number of establishments | Number of establishments by employment-size class | | | | | | | | | | | |
|--------------|--|---|-------------------|--------|--------------------------------|---|--------|----------|----------|----------|------------|------------|------------|---------------|---|---|--|
| | | | First quarter | Annual | | 1 to 4 | 5 to 9 | 10 to 19 | 20 to 49 | 50 to 99 | 100 to 249 | 250 to 499 | 500 to 999 | 1,000 or more | | | |
| 31-33 | Manufacturing—Con. | | | | | | | | | | | | | | | | |
| 311 | Food mfg—Con. | | | | | | | | | | | | | | | | |
| 3119 | Other food mfg—Con. | | | | | | | | | | | | | | | | |
| 31199 | All other food mfg | (G) | (D) | (D) | 29 | 6 | — | 4 | 6 | 7 | 4 | 2 | — | — | — | — | |
| 311991 | Perishable prepared food mfg | (E) | (D) | (D) | 6 | 3 | — | 1 | 1 | — | — | 1 | — | — | — | — | |
| 311999 | All other miscellaneous food mfg | (G) | (D) | (D) | 23 | 3 | — | 3 | 5 | 7 | 4 | 1 | — | — | — | — | |
| 312 | Beverage & tobacco product mfg | 904 | 6 649 | 27 260 | 18 | 6 | 3 | 2 | — | 5 | 1 | 1 | — | — | — | — | |
| 3121 | Beverage mfg | 904 | 6 649 | 27 260 | 18 | 6 | 3 | 2 | — | 5 | 1 | 1 | — | — | — | — | |
| 31211 | Soft drink & ice mfg | (F) | (D) | (D) | 9 | — | 1 | 1 | — | 5 | 1 | 1 | — | — | — | — | |
| 312111 | Soft drink mfg | (F) | (D) | (D) | 7 | — | — | — | — | 5 | 1 | 1 | — | — | — | — | |
| 312113 | Ice mfg | (A) | (D) | (D) | 2 | — | 1 | 1 | — | — | — | — | — | — | — | — | |
| 31212 | Breweries | (B) | (D) | (D) | 3 | 1 | 1 | 1 | — | — | — | — | — | — | — | — | |
| 312120 | Breweries | (B) | (D) | (D) | 3 | 1 | 1 | 1 | — | — | — | — | — | — | — | — | |
| 31213 | Wineries | (A) | (D) | (D) | 6 | 5 | 1 | — | — | — | — | — | — | — | — | — | |
| 312130 | Wineries | (A) | (D) | (D) | 6 | 5 | 1 | — | — | — | — | — | — | — | — | — | |
| 313 | Textile mills | (C) | (D) | (D) | 20 | 13 | 3 | 1 | 2 | 1 | — | — | — | — | — | — | |
| 3132 | Fabric mills | (B) | (D) | (D) | 7 | 4 | 1 | — | 2 | — | — | — | — | — | — | — | |
| 31321 | Broadwoven fabric mills | (B) | (D) | (D) | 4 | 3 | — | — | 1 | — | — | — | — | — | — | — | |
| 313210 | Broadwoven fabric mills | (B) | (D) | (D) | 4 | 3 | — | — | 1 | — | — | — | — | — | — | — | |
| 31322 | Narrow fabric mills & schiffli mach embroidery | (A) | (D) | (D) | 2 | 1 | 1 | — | — | — | — | — | — | — | — | — | |
| 313222 | Schiffli machine embroidery | (A) | (D) | (D) | 2 | 1 | 1 | — | — | — | — | — | — | — | — | — | |
| 31324 | Knit fabric mills | (B) | (D) | (D) | 1 | — | — | — | 1 | — | — | — | — | — | — | — | |
| 313241 | Welt knit fabric mills | (B) | (D) | (D) | 1 | — | — | — | 1 | — | — | — | — | — | — | — | |
| 3133 | Textile, fabric finishing, fabric coating mills .. | 86 | 420 | 1 824 | 13 | 9 | 2 | 1 | — | 1 | — | — | — | — | — | — | |
| 31331 | Textile & fabric finishing mills | 86 | 420 | 1 824 | 13 | 9 | 2 | 1 | — | 1 | — | — | — | — | — | — | |
| 313311 | Broadwoven fabric finishing mills | (B) | (D) | (D) | 11 | 7 | 2 | 1 | — | 1 | — | — | — | — | — | — | |
| 313312 | Textile, fabric finishing (exc broadwoven) mills | (A) | (D) | (D) | 2 | 2 | — | — | — | — | — | — | — | — | — | — | |
| 314 | Textile product mills | 1 240 | 9 263 | 35 823 | 50 | 23 | 10 | 6 | 8 | 1 | 1 | — | 1 | — | — | — | |
| 3141 | Textile furnishings mills | (E) | (D) | (D) | 16 | 10 | 2 | 1 | 2 | — | 1 | — | — | — | — | — | |
| 31411 | Carpet & rug mills | (B) | (D) | (D) | 1 | — | — | — | 1 | — | — | — | — | — | — | — | |
| 314110 | Carpet & rug mills | (B) | (D) | (D) | 1 | — | — | — | 1 | — | — | — | — | — | — | — | |
| 31412 | Curtain & linen mills | (C) | (D) | (D) | 15 | 10 | 2 | 1 | 1 | — | 1 | — | — | — | — | — | |
| 314121 | Curtain & drapery mills | (B) | (D) | (D) | 12 | 9 | 1 | 1 | 1 | — | — | — | — | — | — | — | |
| 314129 | Other household textile product mills .. | (C) | (D) | (D) | 3 | 1 | 1 | — | — | — | 1 | — | — | — | — | — | |
| 3149 | Other textile product mills | (F) | (D) | (D) | 34 | 13 | 8 | 5 | 6 | 1 | — | — | 1 | — | — | — | |
| 31491 | Textile bag & canvas mills | (C) | (D) | (D) | 19 | 6 | 7 | 3 | 2 | 1 | — | — | — | — | — | — | |
| 314911 | Textile bag mills | (B) | (D) | (D) | 4 | 1 | — | 1 | 2 | — | — | — | — | — | — | — | |
| 314912 | Canvas & related product mills | (C) | (D) | (D) | 15 | 5 | 7 | 2 | — | 1 | — | — | — | — | — | — | |
| 31499 | All other textile product mills | 760 | 6 878 | 24 553 | 15 | 7 | 1 | 2 | 4 | — | — | — | — | — | — | — | |
| 314991 | Rope, cordage & twine mills | (F) | (D) | (D) | 2 | — | 1 | — | — | — | — | — | — | — | 1 | — | |
| 314999 | All other miscellaneous textile product mills | (C) | (D) | (D) | 13 | 7 | — | 2 | 4 | — | — | — | — | — | — | — | |
| 315 | Apparel manufacturing | 1 748 | 10 372 | 43 370 | 57 | 17 | 11 | 9 | 10 | 6 | 3 | 1 | — | — | — | — | |
| 3151 | Apparel knitting mills | (E) | (D) | (D) | 1 | — | — | — | — | — | — | 1 | — | — | — | — | |
| 31511 | Hosiery & sock mills | (E) | (D) | (D) | 1 | — | — | — | — | — | — | 1 | — | — | — | — | |
| 315119 | Other hosiery & sock mills | (E) | (D) | (D) | 1 | — | — | — | — | — | — | 1 | — | — | — | — | |
| 3152 | Cut & sew apparel mfg | 1 091 | 6 440 | 26 007 | 33 | 9 | 6 | 4 | 8 | 3 | 3 | — | — | — | — | — | |
| 31521 | Cut & sew apparel contractors | (E) | (D) | (D) | 17 | 6 | 4 | 2 | 3 | 1 | 1 | — | — | — | — | — | |
| 315211 | Men's, boys' cut & sew apparel contractors | (B) | (D) | (D) | 3 | 2 | — | — | 1 | — | — | — | — | — | — | — | |
| 315212 | Women's, girls', infants, cut, sew apparel contr | (E) | (D) | (D) | 14 | 4 | 4 | 2 | 2 | 1 | 1 | — | — | — | — | — | |
| 31522 | Men's, boys' cut & sew apparel mfg | (C) | (D) | (D) | 4 | — | 1 | — | 2 | 1 | — | — | — | — | — | — | |
| 315225 | Men's, boys' cut & sew work clothing mfg | (A) | (D) | (D) | 1 | — | 1 | — | — | — | — | — | — | — | — | — | |
| 315228 | Men's, boys' cut & sew oth outerwear mfg | (C) | (D) | (D) | 3 | — | — | — | 2 | 1 | — | — | — | — | — | — | |
| 31523 | Women's, girls' cut & sew apparel mfg .. | (B) | (D) | (D) | 5 | 3 | 1 | — | — | 1 | — | — | — | — | — | — | |
| 315231 | Women's, girls' cut & sew lingerie mfg .. | (B) | (D) | (D) | 1 | — | — | — | — | 1 | — | — | — | — | — | — | |
| 315233 | Women's, girls' cut & sew dress mfg .. | (A) | (D) | (D) | 1 | 1 | — | — | — | — | — | — | — | — | — | — | |
| 315234 | Women's, girls' cut & sew suit, coat, skirt mfg | (A) | (D) | (D) | 1 | — | 1 | — | — | — | — | — | — | — | — | — | |
| 315239 | Women's, girls' cut & sew other outerwear mfg | (A) | (D) | (D) | 2 | 2 | — | — | — | — | — | — | — | — | — | — | |
| 31529 | Other cut & sew apparel mfg | (E) | (D) | (D) | 7 | — | — | 2 | 3 | — | 2 | — | — | — | — | — | |
| 315291 | Infants' cut & sew apparel mfg | (B) | (D) | (D) | 1 | — | — | — | 1 | — | — | — | — | — | — | — | |
| 315299 | All other cut & sew apparel mfg | (E) | (D) | (D) | 6 | — | — | 2 | 2 | — | 2 | — | — | — | — | — | |
| 3159 | Apparel accessories & other apparel mfg ... | (E) | (D) | (D) | 23 | 8 | 5 | 5 | 2 | 3 | — | — | — | — | — | — | |
| 31599 | Apparel accessories & other apparel mfg ... | (E) | (D) | (D) | 23 | 8 | 5 | 5 | 2 | 3 | — | — | — | — | — | — | |
| 315991 | Hat, cap & millinery mfg | (B) | (D) | (D) | 2 | 1 | — | — | — | 1 | — | — | — | — | — | — | |
| 315992 | Glove & mitten mfg | 177 | 904 | 3 846 | 6 | — | 1 | 2 | 2 | 1 | — | — | — | — | — | — | |
| 315999 | Other apparel accessories & other apparel mfg | (C) | (D) | (D) | 15 | 7 | 4 | 3 | — | 1 | — | — | — | — | — | — | |
| 316 | Leather & allied product mfg | (E) | (D) | (D) | 13 | 4 | 2 | 1 | 3 | 1 | 2 | — | — | — | — | — | |
| 3161 | Leather & hide tanning & finishing | (B) | (D) | (D) | 3 | 1 | 1 | 1 | — | — | — | — | — | — | — | — | |
| 31611 | Leather & hide tanning & finishing | (B) | (D) | (D) | 3 | 1 | 1 | 1 | — | — | — | — | — | — | — | — | |
| 316110 | Leather & hide tanning & finishing | (B) | (D) | (D) | 3 | 1 | 1 | 1 | — | — | — | — | — | — | — | — | |
| 3162 | Footwear mfg | (A) | (D) | (D) | 1 | 1 | — | — | — | — | — | — | — | — | — | — | |
| 31621 | Footwear mfg | (A) | (D) | (D) | 1 | 1 | — | — | — | — | — | — | — | — | — | — | |
| 316212 | House slipper mfg | (A) | (D) | (D) | 1 | 1 | — | — | — | — | — | — | — | — | — | — | |
| 3169 | Other leather & allied product mfg | (E) | (D) | (D) | 9 | 2 | 1 | — | 3 | 1 | 2 | — | — | — | — | — | |
| 31699 | Other leather & allied product mfg | (E) | (D) | (D) | 9 | 2 | 1 | — | 3 | 1 | 2 | — | — | — | — | — | |
| 316991 | Luggage mfg | (E) | (D) | (D) | 6 | 1 | — | — | 2 | 1 | 2 | — | — | — | — | — | |
| 316993 | Personal leather good (exc purse) mfg .. | (A) | (D) | (D) | 1 | — | 1 | — | — | — | — | — | — | — | — | — | |
| 316999 | All other leather good mfg | (B) | (D) | (D) | 2 | 1 | — | — | 1 | — | — | — | — | — | — | — | |

See footnotes at end of table.

Table 2. The State—Employees, Payroll, and Establishments by Industry: 2001—Con.

[Excludes most government employees, railroad employees, and self-employed persons. Size class 1 to 4 includes establishments with payroll, but no employees, during mid-March pay period. (D) denotes figures withheld to avoid disclosing data for individual companies; the data are included in broader industry totals. For explanation of terms, abbreviations, and data reliability/comparability, see introductory text]

| NAICS code | Industry | Number of employees for week including March 12 | Payroll (\$1,000) | | Total number of establishments | Number of establishments by employment-size class | | | | | | | | | | | |
|--------------|---|---|-------------------|---------|--------------------------------|---|--------|----------|----------|----------|------------|------------|------------|---------------|---|---|---|
| | | | First quarter | Annual | | 1 to 4 | 5 to 9 | 10 to 19 | 20 to 49 | 50 to 99 | 100 to 249 | 250 to 499 | 500 to 999 | 1,000 or more | | | |
| 31-33 | Manufacturing—Con. | | | | | | | | | | | | | | | | |
| 333 | Machinery mfg—Con. | | | | | | | | | | | | | | | | |
| 3334 | HVAC & commercial refrigeration equipment mfg—Con. | | | | | | | | | | | | | | | | |
| 33341 | HVAC & commercial refrigeration equipment mfg | 3 231 | 25 848 | 106 401 | 24 | 2 | 1 | 5 | 6 | 4 | 2 | 2 | 1 | 1 | | | |
| 333411 | Air purification equipment mfg | (B) | (D) | (D) | 4 | 1 | 1 | 1 | 1 | — | — | — | — | — | — | — | — |
| 333412 | Industrial & commercial fan & blower mfg | (B) | (D) | (D) | 2 | — | — | 1 | — | 1 | — | — | — | — | — | — | — |
| 333414 | Heating equipment (exc warm air furnaces) mfg | 742 | 6 422 | 22 788 | 5 | — | — | 2 | 2 | — | — | — | — | 1 | — | — | — |
| 333415 | AC, warm air htg & commercial refrigeration equip mfg | 2 348 | 18 425 | 79 510 | 13 | 1 | — | 1 | 3 | 3 | 2 | 2 | — | — | — | 1 | — |
| 3335 | Metalworking machinery mfg | 2 116 | 19 505 | 75 847 | 93 | 23 | 21 | 16 | 20 | 11 | 2 | — | — | — | — | — | — |
| 33351 | Metalworking machinery mfg | 2 116 | 19 505 | 75 847 | 93 | 23 | 21 | 16 | 20 | 11 | 2 | — | — | — | — | — | — |
| 333511 | Industrial mold mfg | 494 | 4 564 | 18 291 | 24 | 5 | 4 | 6 | 6 | 3 | — | — | — | — | — | — | — |
| 333512 | Machine tool (metal cutting types) mfg .. | (B) | (D) | (D) | 3 | — | 1 | 1 | — | 1 | — | — | — | — | — | — | — |
| 333513 | Machine tool (metal forming types) mfg .. | (B) | (D) | (D) | 3 | — | — | 2 | — | 1 | — | — | — | — | — | — | — |
| 333514 | Special die, tool, die set, jig & fixture mfg | 950 | 9 121 | 34 421 | 46 | 12 | 13 | 5 | 11 | 4 | 1 | — | — | — | — | — | — |
| 333515 | Cutting tool & machine tool accessory mfg | 479 | 4 227 | 16 851 | 14 | 5 | 2 | 1 | 3 | 2 | 1 | — | — | — | — | — | — |
| 333518 | Other metalworking machinery mfg | (B) | (D) | (D) | 3 | 1 | 1 | 1 | — | — | — | — | — | — | — | — | — |
| 3336 | Engine, turbine & power transmsn equip mfg | 2 230 | 26 517 | 105 528 | 10 | 1 | — | 1 | 2 | 2 | 2 | — | 2 | — | — | — | — |
| 33361 | Engine, turbine & power transmsn equip mfg | 2 230 | 26 517 | 105 528 | 10 | 1 | — | 1 | 2 | 2 | 2 | — | 2 | — | — | — | — |
| 333611 | Turbine & turbine generator set unit mfg | (C) | (D) | (D) | 1 | — | — | — | — | — | 1 | — | — | — | — | — | — |
| 333612 | Speed changer, ind high-speed drive & gear mfg | 346 | 3 530 | 11 320 | 4 | — | — | — | 1 | 2 | 1 | — | — | — | — | — | — |
| 333613 | Mechanical power transmission equipment mfg | (F) | (D) | (D) | 2 | 1 | — | — | — | — | — | — | — | — | — | 1 | — |
| 333618 | Other engine equipment mfg | (G) | (D) | (D) | 3 | — | — | 1 | 1 | — | — | — | — | — | — | 1 | — |
| 3339 | Other general purpose machinery mfg | 6 980 | 67 193 | 251 418 | 97 | 25 | 13 | 8 | 19 | 11 | 11 | 9 | 1 | — | — | — | — |
| 33391 | Pump & compressor mfg | 847 | 9 429 | 37 676 | 9 | 3 | 2 | — | 1 | 1 | — | 2 | — | — | — | — | — |
| 333911 | Pump & pumping equipment mfg | (F) | (D) | (D) | 6 | 1 | 2 | — | 1 | 1 | — | 1 | — | — | — | — | — |
| 333912 | Air & gas compressor mfg | (A) | (D) | (D) | 1 | 1 | — | — | — | — | — | — | — | — | — | — | — |
| 333913 | Measuring & dispensing pump mfg | (E) | (D) | (D) | 2 | 1 | — | — | — | — | — | 1 | — | — | — | — | — |
| 33392 | Material handling equipment mfg | 2 332 | 20 376 | 76 374 | 33 | 4 | 3 | 4 | 10 | 5 | 4 | 3 | — | — | — | — | — |
| 333921 | Elevator & moving stairway mfg | (C) | (D) | (D) | 3 | — | — | 1 | 1 | — | 1 | — | — | — | — | — | — |
| 333922 | Conveyor & conveying equipment mfg .. | 1 125 | 10 155 | 38 670 | 16 | 2 | 2 | 2 | 5 | 3 | — | 2 | — | — | — | — | — |
| 333923 | Overhead crane, hoist & monorail system mfg | (E) | (D) | (D) | 8 | 1 | — | 1 | 4 | 1 | 1 | — | — | — | — | — | — |
| 333924 | Ind truck, tractor, trailer, stacker mach mfg | 596 | 4 860 | 18 923 | 6 | 1 | 1 | — | — | 1 | 2 | 1 | — | — | — | — | — |
| 33399 | All other general purpose machinery mfg .. | 3 801 | 37 388 | 137 368 | 55 | 18 | 8 | 4 | 8 | 5 | 7 | 4 | 1 | — | — | — | — |
| 333991 | Power-driven handtool mfg | (E) | (D) | (D) | 2 | — | — | — | — | 1 | — | — | — | — | — | — | — |
| 333992 | Welding & soldering equipment mfg | (A) | (D) | (D) | 5 | 4 | 1 | — | — | — | — | — | — | — | — | — | — |
| 333993 | Packaging machinery mfg | 402 | 5 817 | 20 316 | 6 | — | 3 | 1 | 1 | — | — | 1 | — | — | — | — | — |
| 333994 | Industrial process furnace & oven mfg .. | (B) | (D) | (D) | 3 | 2 | — | — | 1 | — | — | — | — | — | — | — | — |
| 333995 | Fluid power cylinder & actuator mfg | 1 277 | 11 063 | 40 252 | 8 | — | 1 | — | — | 1 | 4 | 2 | — | — | — | — | — |
| 333996 | Fluid power pump & motor mfg | (G) | (D) | (D) | 6 | 1 | 1 | — | 1 | — | 1 | 1 | 1 | — | — | — | — |
| 333997 | Scale & balance (except laboratory) mfg | (B) | (D) | (D) | 1 | — | — | — | 1 | — | — | — | — | — | — | — | — |
| 333999 | All other general purpose machinery mfg | 520 | 3 872 | 15 355 | 24 | 11 | 2 | 3 | 4 | 3 | 1 | — | — | — | — | — | — |
| 334 | Computer & electronic product mfg | 12 019 | 154 097 | 602 891 | 87 | 29 | 9 | 9 | 15 | 9 | 8 | 4 | 3 | 1 | | | |
| 3341 | Computer & peripheral equipment mfg | (F) | (D) | (D) | 6 | 4 | 1 | — | — | — | — | — | — | — | — | 1 | — |
| 33411 | Computer & peripheral equipment mfg | (F) | (D) | (D) | 6 | 4 | 1 | — | — | — | — | — | — | — | — | 1 | — |
| 334111 | Electronic computer mfg | (F) | (D) | (D) | 3 | 1 | 1 | — | — | — | — | — | — | — | — | 1 | — |
| 334112 | Computer storage device mfg | (A) | (D) | (D) | 1 | 1 | — | — | — | — | — | — | — | — | — | — | — |
| 334113 | Computer terminal mfg | (A) | (D) | (D) | 1 | 1 | — | — | — | — | — | — | — | — | — | — | — |
| 334119 | Other computer peripheral equipment mfg | (A) | (D) | (D) | 1 | 1 | — | — | — | — | — | — | — | — | — | — | — |
| 3342 | Communications equipment mfg | (F) | (D) | (D) | 7 | 1 | — | 2 | 1 | — | 2 | — | 1 | — | — | — | — |
| 33421 | Telephone apparatus mfg | (A) | (D) | (D) | 2 | 1 | — | 1 | — | — | — | — | — | — | — | — | — |
| 334210 | Telephone apparatus mfg | (A) | (D) | (D) | 2 | 1 | — | 1 | — | — | — | — | — | — | — | — | — |
| 33422 | Radio, TV broadcast & wireless comm equip mfg | (F) | (D) | (D) | 5 | — | — | 1 | 1 | — | 2 | — | 1 | — | — | — | — |
| 334220 | Radio, TV broadcast & wireless comm equip mfg | (F) | (D) | (D) | 5 | — | — | 1 | 1 | — | 2 | — | 1 | — | — | — | — |
| 3343 | Audio & video equipment mfg | (B) | (D) | (D) | 2 | 1 | — | — | 1 | — | — | — | — | — | — | — | — |
| 33431 | Audio & video equipment mfg | (B) | (D) | (D) | 2 | 1 | — | — | 1 | — | — | — | — | — | — | — | — |
| 334310 | Audio & video equipment mfg | (B) | (D) | (D) | 2 | 1 | — | — | 1 | — | — | — | — | — | — | — | — |
| 3344 | Semiconductor & oth electronic component mfg | 1 528 | 12 294 | 39 883 | 31 | 9 | 4 | 4 | 5 | 5 | 2 | 2 | — | — | — | — | — |
| 33441 | Semiconductor & oth electronic component mfg | 1 528 | 12 294 | 39 883 | 31 | 9 | 4 | 4 | 5 | 5 | 2 | 2 | — | — | — | — | — |
| 334411 | Electron tube mfg | (C) | (D) | (D) | 2 | 1 | — | — | — | — | — | — | — | — | — | — | — |
| 334412 | Bare printed circuit board mfg | (C) | (D) | (D) | 4 | — | 1 | 1 | 1 | — | 1 | — | — | — | — | — | — |
| 334413 | Semiconductor & related device mfg | (B) | (D) | (D) | 4 | — | 1 | 3 | — | — | — | — | — | — | — | — | — |
| 334415 | Electronic resistor mfg | (B) | (D) | (D) | 1 | — | — | — | — | 1 | — | — | — | — | — | — | — |
| 334416 | Electronic coil, transformer, oth inductor mfg | (E) | (D) | (D) | 3 | 1 | — | — | 1 | — | — | 1 | — | — | — | — | — |
| 334418 | Printed circuit assembly (electronic assembly) mfg | (B) | (D) | (D) | 2 | 1 | — | — | — | 1 | — | — | — | — | — | — | — |
| 334419 | Other electronic component mfg | 716 | 4 303 | 17 912 | 15 | 6 | 2 | — | 3 | 3 | — | 1 | — | — | — | — | — |
| 3345 | Nav, measuring, medical, control instruments mfg | (I) | (D) | (D) | 35 | 10 | 4 | 3 | 7 | 3 | 4 | 2 | 1 | — | — | — | — |

See footnotes at end of table.

Table 2. The State—Employees, Payroll, and Establishments by Industry: 2001—Con.

[Excludes most government employees, railroad employees, and self-employed persons. Size class 1 to 4 includes establishments with payroll, but no employees, during mid-March pay period. (D) denotes figures withheld to avoid disclosing data for individual companies; the data are included in broader industry totals. For explanation of terms, abbreviations, and data reliability/comparability, see introductory text]

| NAICS code | Industry | Number of employees for week including March 12 | Payroll (\$1,000) | | Total number of establishments | Number of establishments by employment-size class | | | | | | | | |
|--------------|--|---|-------------------|---------|--------------------------------|---|--------|----------|----------|----------|------------|------------|------------|---------------|
| | | | First quarter | Annual | | 1 to 4 | 5 to 9 | 10 to 19 | 20 to 49 | 50 to 99 | 100 to 249 | 250 to 499 | 500 to 999 | 1,000 or more |
| 31-33 | Manufacturing—Con. | | | | | | | | | | | | | |
| 334 | Computer & electronic product mfg—Con. | | | | | | | | | | | | | |
| 3345 | Nav, measuring, medical, control instruments mfg—Con. | | | | | | | | | | | | | |
| 33451 | Nav, measuring, medical, control instruments mfg | (I) | (D) | (D) | 35 | 10 | 4 | 3 | 7 | 3 | 4 | 2 | 1 | 1 |
| 334510 | Electromedical apparatus mfg | (C) | (D) | (D) | 4 | 1 | 1 | — | 1 | — | 1 | — | — | — |
| 334511 | Search, detection & navigation instrument mfg | (I) | (D) | (D) | 7 | — | — | — | 2 | — | 1 | 2 | 1 | 1 |
| 334512 | Automatic environmental control mfg ... | (E) | (D) | (D) | 5 | 3 | 1 | — | — | — | — | — | — | — |
| 334513 | Industrial process control mfg | (E) | (D) | (D) | 7 | 2 | — | 2 | 1 | 1 | — | — | — | — |
| 334514 | Total fluid meter & counting device mfg . | (B) | (D) | (D) | 2 | — | — | — | 1 | 1 | — | — | — | — |
| 334515 | Electricity measuring, testing instrument mfg | (C) | (D) | (D) | 3 | — | 1 | — | 1 | — | 1 | — | — | — |
| 334516 | Analytical laboratory instrument mfg | (A) | (D) | (D) | 1 | 1 | — | — | — | — | — | — | — | — |
| 334517 | Irradiation apparatus mfg | (A) | (D) | (D) | 1 | — | 1 | — | — | — | — | — | — | — |
| 334519 | Other measuring & controlling device mfg | (C) | (D) | (D) | 5 | 3 | — | — | 1 | 1 | — | — | — | — |
| 3346 | Mfg & reproducing magnetic & optical media | (B) | (D) | (D) | 6 | 4 | — | — | 1 | 1 | — | — | — | — |
| 33461 | Mfg & reproducing magnetic & optical media | (B) | (D) | (D) | 6 | 4 | — | — | 1 | 1 | — | — | — | — |
| 334611 | Software reproducing | (A) | (D) | (D) | 3 | 3 | — | — | — | — | — | — | — | — |
| 334613 | Magnetic and optical recording media mfg | (B) | (D) | (D) | 3 | 1 | — | — | 1 | 1 | — | — | — | — |
| 335 | Electrical equip, appliance & component mfg .. | 14 708 | 113 801 | 549 784 | 44 | 7 | 3 | 6 | 2 | 7 | 10 | 3 | 2 | 4 |
| 3351 | Electric lighting equipment mfg | (F) | (D) | (D) | 4 | 2 | — | 1 | — | — | — | — | 1 | — |
| 33512 | Lighting fixture mfg | (F) | (D) | (D) | 4 | 2 | — | 1 | — | — | — | — | 1 | — |
| 335121 | Residential electric lighting fixture mfg .. | (A) | (D) | (D) | 2 | 1 | — | 1 | — | — | — | — | — | — |
| 335129 | Other lighting equipment mfg | (F) | (D) | (D) | 2 | 1 | — | — | — | — | — | — | 1 | — |
| 3352 | Household appliance mfg | (I) | (D) | (D) | 8 | — | — | — | 1 | 1 | 3 | — | — | 3 |
| 33521 | Small electrical appliance mfg | (E) | (D) | (D) | 3 | — | — | — | 1 | 1 | 1 | — | — | — |
| 335211 | Electric housewares & fan mfg | (C) | (D) | (D) | 2 | — | — | — | 1 | 1 | — | — | — | — |
| 335212 | Household vacuum cleaner mfg | (C) | (D) | (D) | 1 | — | — | — | — | — | 1 | — | — | — |
| 33522 | Major appliance mfg | (I) | (D) | (D) | 5 | — | — | — | — | — | 2 | — | — | 3 |
| 335221 | Household cooking appliance mfg | (C) | (D) | (D) | 1 | — | — | — | — | — | 1 | — | — | — |
| 335222 | Household refrigerator & freezer mfg | (H) | (D) | (D) | 1 | — | — | — | — | — | — | — | — | 1 |
| 335224 | Household laundry equipment mfg | (I) | (D) | (D) | 3 | — | — | — | — | — | 1 | — | — | 2 |
| 3353 | Electrical equipment mfg | 3 756 | 30 526 | 139 526 | 20 | 3 | 2 | 2 | — | 5 | 4 | 2 | 1 | 1 |
| 33531 | Electrical equipment mfg | 3 756 | 30 526 | 139 526 | 20 | 3 | 2 | 2 | — | 5 | 4 | 2 | 1 | 1 |
| 335311 | Power, distribution, specialty transformer mfg | (C) | (D) | (D) | 3 | 1 | — | — | — | 1 | 1 | — | — | — |
| 335312 | Motor & generator mfg | (E) | (D) | (D) | 5 | — | 1 | 1 | — | 2 | 1 | — | — | — |
| 335313 | Switchgear & switchboard apparatus mfg | 2 099 | 15 700 | 83 554 | 4 | 1 | — | — | — | 1 | — | — | 1 | 1 |
| 335314 | Relay & industrial control mfg | (G) | (D) | (D) | 8 | 1 | 1 | 1 | — | 1 | 2 | 2 | — | — |
| 3359 | Other electrical equipment & component mfg | (G) | (D) | (D) | 12 | 2 | 1 | 3 | 1 | 1 | 3 | 1 | — | — |
| 33591 | Battery mfg | (F) | (D) | (D) | 3 | — | — | — | — | — | 2 | 1 | — | — |
| 335911 | Storage battery mfg | (F) | (D) | (D) | 3 | — | — | — | — | — | 2 | 1 | — | — |
| 33593 | Wiring device mfg | (C) | (D) | (D) | 5 | 1 | 1 | 1 | — | 1 | 1 | — | — | — |
| 335931 | Current-carrying wiring device mfg | (A) | (D) | (D) | 1 | — | 1 | — | — | — | — | — | — | — |
| 335932 | Noncurrent-carrying wiring device mfg .. | (C) | (D) | (D) | 4 | 1 | — | 1 | — | 1 | 1 | — | — | — |
| 33599 | All oth electrical equipment & component mfg | (B) | (D) | (D) | 4 | 1 | — | 2 | 1 | — | — | — | — | — |
| 335991 | Carbon & graphite product mfg | (B) | (D) | (D) | 2 | 1 | — | — | 1 | — | — | — | — | — |
| 335999 | All oth misc electrical equip & component mfg | (B) | (D) | (D) | 2 | — | — | 2 | — | — | — | — | — | — |
| 336 | Transportation equipment mfg | 18 236 | 140 536 | 562 986 | 163 | 40 | 23 | 19 | 19 | 22 | 19 | 14 | 6 | 1 |
| 3361 | Motor vehicle mfg | (B) | (D) | (D) | 7 | 4 | 1 | 1 | 1 | — | — | — | — | — |
| 33611 | Automobile & light duty motor vehicle mfg . | (A) | (D) | (D) | 4 | 3 | — | 1 | — | — | — | — | — | — |
| 336111 | Automobile mfg | (A) | (D) | (D) | 3 | 2 | — | 1 | — | — | — | — | — | — |
| 336112 | Light truck & utility vehicle mfg | (A) | (D) | (D) | 1 | 1 | — | — | — | — | — | — | — | — |
| 33612 | Heavy duty truck mfg | (B) | (D) | (D) | 3 | 1 | 1 | — | 1 | — | — | — | — | — |
| 336120 | Heavy duty truck mfg | (B) | (D) | (D) | 3 | 1 | 1 | — | 1 | — | — | — | — | — |
| 3362 | Motor vehicle body & trailer mfg | 8 055 | 59 322 | 238 462 | 60 | 10 | 10 | 6 | 7 | 13 | 7 | 5 | 1 | 1 |
| 33621 | Motor vehicle body & trailer mfg | 8 055 | 59 322 | 238 462 | 60 | 10 | 10 | 6 | 7 | 13 | 7 | 5 | 1 | 1 |
| 336211 | Motor vehicle body mfg | 1 637 | 12 554 | 49 393 | 20 | 1 | 5 | 1 | 3 | 4 | 4 | 2 | — | — |
| 336212 | Truck trailer mfg | (G) | (D) | (D) | 19 | 4 | 3 | 4 | 1 | 5 | — | 2 | — | — |
| 336213 | Motor home mfg | (H) | (D) | (D) | 2 | — | — | — | — | — | 1 | — | — | 1 |
| 336214 | Travel trailer & camper mfg | 1 954 | 13 948 | 54 267 | 19 | 5 | 2 | 1 | 3 | 4 | 2 | 1 | 1 | — |
| 3363 | Motor vehicle parts mfg | 8 278 | 64 024 | 264 129 | 66 | 17 | 5 | 6 | 9 | 8 | 10 | 7 | 4 | — |
| 33631 | Motor vehicle gas engine & engine parts mfg | 1 628 | 11 710 | 48 002 | 13 | 6 | — | 1 | — | 2 | 2 | 1 | 1 | — |
| 336311 | Carburetor, piston, piston ring & valve mfg | (F) | (D) | (D) | 2 | 1 | — | — | — | — | — | — | — | 1 |
| 336312 | Gasoline engine & engine parts mfg | (F) | (D) | (D) | 11 | 5 | — | 1 | — | 2 | 2 | 1 | — | — |
| 33632 | MV electrical & electronic equipment mfg . | 1 173 | 8 764 | 33 987 | 12 | 2 | 2 | 2 | 2 | 2 | 1 | — | 1 | — |
| 336322 | Other MV electrical & electronic equip mfg | 1 173 | 8 764 | 33 987 | 12 | 2 | 2 | 2 | 2 | 2 | 1 | — | 1 | — |
| 33633 | Motor vehicle steering & suspension parts mfg | 34 | 188 | 805 | 4 | 2 | — | 2 | — | — | — | — | — | — |
| 336330 | Motor vehicle steering & suspension parts mfg | 34 | 188 | 805 | 4 | 2 | — | 2 | — | — | — | — | — | — |
| 33635 | MV transmission & power train parts mfg . | 847 | 10 099 | 42 756 | 6 | 1 | — | — | 1 | 2 | 1 | 1 | — | — |
| 336350 | MV transmission & power train parts mfg | 847 | 10 099 | 42 756 | 6 | 1 | — | — | 1 | 2 | 1 | 1 | — | — |
| 33636 | Motor vehicle seating & interior trim mfg .. | (C) | (D) | (D) | 2 | 1 | — | — | — | — | 1 | — | — | — |
| 336360 | Motor vehicle seating & interior trim mfg | (C) | (D) | (D) | 2 | 1 | — | — | — | — | 1 | — | — | — |
| 33637 | Motor vehicle metal stamping | (G) | (D) | (D) | 9 | 2 | — | — | 1 | — | 3 | 2 | 1 | — |
| 336370 | Motor vehicle metal stamping | (G) | (D) | (D) | 9 | 2 | — | — | 1 | — | 3 | 2 | 1 | — |
| 33639 | Other motor vehicle parts mfg | 2 546 | 17 545 | 73 433 | 20 | 3 | 3 | 1 | 5 | 2 | 3 | 3 | 1 | — |
| 336399 | All other motor vehicle parts mfg | 2 546 | 17 545 | 73 433 | 20 | 3 | 3 | 1 | 5 | 2 | 3 | 3 | 1 | — |

See footnotes at end of table.

Table 2. The State—Employees, Payroll, and Establishments by Industry: 2001—Con.

[Excludes most government employees, railroad employees, and self-employed persons. Size class 1 to 4 includes establishments with payroll, but no employees, during mid-March pay period. (D) denotes figures withheld to avoid disclosing data for individual companies; the data are included in broader industry totals. For explanation of terms, abbreviations, and data reliability/comparability, see introductory text]

Table with columns for NAICS code, Industry, Number of employees for week including March 12, Payroll (\$1,000) (First quarter, Annual), Total number of establishments, and Number of establishments by employment-size class (1 to 4, 5 to 9, 10 to 19, 20 to 49, 50 to 99, 100 to 249, 250 to 499, 500 to 999, 1,000 or more).

See footnotes at end of table.

Table 2. The State—Employees, Payroll, and Establishments by Industry: 2001—Con.

[Excludes most government employees, railroad employees, and self-employed persons. Size class 1 to 4 includes establishments with payroll, but no employees, during mid-March pay period. (D) denotes figures withheld to avoid disclosing data for individual companies; the data are included in broader industry totals. For explanation of terms, abbreviations, and data reliability/comparability, see introductory text]

| NAICS code | Industry | Number of employees for week including March 12 | Payroll (\$1,000) | | Total number of establishments | Number of establishments by employment-size class | | | | | | | | |
|--------------|--|---|-------------------|------------------|--------------------------------|---|------------|------------|------------|-----------|------------|------------|------------|---------------|
| | | | First quarter | Annual | | 1 to 4 | 5 to 9 | 10 to 19 | 20 to 49 | 50 to 99 | 100 to 249 | 250 to 499 | 500 to 999 | 1,000 or more |
| 44-45 | Retail trade—Con. | | | | | | | | | | | | | |
| 453 | Miscellaneous store retailers | 9 717 | 28 700 | 121 326 | 1 538 | 868 | 360 | 228 | 76 | 4 | 2 | — | — | — |
| 4531 | Florists | 1 884 | 3 897 | 15 943 | 309 | 185 | 83 | 29 | 9 | 2 | 1 | — | — | — |
| 45311 | Florists | 1 884 | 3 897 | 15 943 | 309 | 185 | 83 | 29 | 9 | 2 | 1 | — | — | — |
| 453110 | Florists | 1 884 | 3 897 | 15 943 | 309 | 185 | 83 | 29 | 9 | 2 | 1 | — | — | — |
| 4532 | Office supplies, stationery & gift stores | 4 058 | 11 196 | 46 037 | 550 | 264 | 137 | 102 | 46 | 1 | — | — | — | — |
| 45321 | Office supplies & stationery stores | 1 209 | 5 251 | 21 161 | 98 | 37 | 18 | 13 | 30 | — | — | — | — | — |
| 453210 | Office supplies & stationery stores | 1 209 | 5 251 | 21 161 | 98 | 37 | 18 | 13 | 30 | — | — | — | — | — |
| 45322 | Gift, novelty & souvenir stores | 2 849 | 5 945 | 24 876 | 452 | 227 | 119 | 89 | 16 | 1 | — | — | — | — |
| 453220 | Gift, novelty & souvenir stores | 2 849 | 5 945 | 24 876 | 452 | 227 | 119 | 89 | 16 | 1 | — | — | — | — |
| 4533 | Used merchandise stores | 1 476 | 3 506 | 15 813 | 267 | 162 | 53 | 43 | 9 | — | — | — | — | — |
| 45331 | Used merchandise stores | 1 476 | 3 506 | 15 813 | 267 | 162 | 53 | 43 | 9 | — | — | — | — | — |
| 453310 | Used merchandise stores | 1 476 | 3 506 | 15 813 | 267 | 162 | 53 | 43 | 9 | — | — | — | — | — |
| 4539 | Other miscellaneous store retailers | 2 299 | 10 101 | 43 533 | 412 | 257 | 87 | 54 | 12 | 1 | 1 | — | — | — |
| 45391 | Pet & pet supplies stores | 671 | 2 955 | 11 358 | 78 | 43 | 19 | 8 | 6 | 1 | 1 | — | — | — |
| 453910 | Pet & pet supplies stores | 671 | 2 955 | 11 358 | 78 | 43 | 19 | 8 | 6 | 1 | 1 | — | — | — |
| 45392 | Art dealers | 187 | 695 | 2 786 | 59 | 47 | 10 | 2 | — | — | — | — | — | — |
| 453920 | Art dealers | 187 | 695 | 2 786 | 59 | 47 | 10 | 2 | — | — | — | — | — | — |
| 45393 | Manufactured (mobile) home dealers | 301 | 2 259 | 9 607 | 41 | 19 | 8 | 13 | 1 | — | — | — | — | — |
| 453930 | Manufactured (mobile) home dealers | 301 | 2 259 | 9 607 | 41 | 19 | 8 | 13 | 1 | — | — | — | — | — |
| 45399 | All other miscellaneous store retailers | 1 140 | 4 192 | 19 782 | 234 | 148 | 50 | 31 | 5 | — | — | — | — | — |
| 453991 | Tobacco stores | 116 | 402 | 1 720 | 18 | 12 | 3 | 2 | 1 | — | — | — | — | — |
| 453998 | All other misc store retailers (exc tobacco) | 1 024 | 3 790 | 18 062 | 216 | 136 | 47 | 29 | 4 | — | — | — | — | — |
| 454 | Nonstore retailers | 5 265 | 32 867 | 128 993 | 617 | 356 | 132 | 74 | 44 | 7 | 3 | 1 | — | — |
| 4541 | Electronic shopping & mail-order houses | 1 242 | 7 886 | 30 846 | 116 | 67 | 23 | 10 | 13 | 1 | 2 | — | — | — |
| 45411 | Electronic shopping & mail-order houses | 1 242 | 7 886 | 30 846 | 116 | 67 | 23 | 10 | 13 | 1 | 2 | — | — | — |
| 454110 | Electronic shopping & mail-order houses | 1 242 | 7 886 | 30 846 | 116 | 67 | 23 | 10 | 13 | 1 | 2 | — | — | — |
| 4542 | Vending machine operators | 907 | 4 578 | 19 004 | 96 | 56 | 15 | 13 | 7 | 5 | — | — | — | — |
| 45421 | Vending machine operators | 907 | 4 578 | 19 004 | 96 | 56 | 15 | 13 | 7 | 5 | — | — | — | — |
| 454210 | Vending machine operators | 907 | 4 578 | 19 004 | 96 | 56 | 15 | 13 | 7 | 5 | — | — | — | — |
| 4543 | Direct selling establishments | 3 116 | 20 403 | 79 143 | 405 | 233 | 94 | 51 | 24 | 1 | 1 | 1 | — | — |
| 45431 | Fuel dealers | 1 247 | 7 586 | 30 149 | 192 | 94 | 62 | 28 | 7 | 1 | — | — | — | — |
| 454311 | Heating oil dealers | (E) | (D) | (D) | 46 | 26 | 12 | 5 | 3 | — | — | — | — | — |
| 454312 | Liquified petroleum gas (bottled gas) dealers | 975 | 5 943 | 23 425 | 144 | 67 | 50 | 22 | 4 | 1 | — | — | — | — |
| 454319 | Other fuel dealers | (A) | (D) | (D) | 2 | 1 | — | 1 | — | — | — | — | — | — |
| 45439 | Other direct selling establishments | 1 869 | 12 817 | 48 994 | 213 | 139 | 32 | 23 | 17 | — | 1 | 1 | — | — |
| 454390 | Other direct selling establishments | 1 869 | 12 817 | 48 994 | 213 | 139 | 32 | 23 | 17 | — | 1 | 1 | — | — |
| 48-49 | Transportation & warehousing | 40 735 | 291 619 | 1 208 851 | 3 286 | 2 107 | 475 | 325 | 261 | 70 | 35 | 5 | 4 | 4 |
| 481 | Air transportation | (F) | (D) | (D) | 48 | 16 | 13 | 9 | 8 | 2 | — | — | — | — |
| 4811 | Scheduled air transportation | (E) | (D) | (D) | 29 | 4 | 9 | 8 | 6 | 2 | — | — | — | — |
| 48111 | Scheduled air transportation | (E) | (D) | (D) | 29 | 4 | 9 | 8 | 6 | 2 | — | — | — | — |
| 481111 | Scheduled passenger air transportation | (E) | (D) | (D) | 25 | 1 | 8 | 8 | 6 | 2 | — | — | — | — |
| 481112 | Scheduled freight air transportation | (A) | (D) | (D) | 4 | 3 | 1 | — | — | — | — | — | — | — |
| 4812 | Nonscheduled air transportation | (C) | (D) | (D) | 19 | 12 | 4 | 1 | 2 | — | — | — | — | — |
| 48121 | Nonscheduled air transportation | (C) | (D) | (D) | 19 | 12 | 4 | 1 | 2 | — | — | — | — | — |
| 481211 | Nonscheduled chartered passenger air trans | (B) | (D) | (D) | 18 | 12 | 4 | 1 | 1 | — | — | — | — | — |
| 481212 | Nonscheduled chartered freight air trans | (B) | (D) | (D) | 1 | — | — | — | 1 | — | — | — | — | — |
| 483 | Water transportation | (C) | (D) | (D) | 6 | 4 | — | 1 | — | — | 1 | — | — | — |
| 4831 | Deep sea, coastal & Great Lakes water trans | (A) | (D) | (D) | 3 | 2 | — | 1 | — | — | — | — | — | — |
| 48311 | Deep sea, coastal & Great Lakes water trans | (A) | (D) | (D) | 3 | 2 | — | 1 | — | — | — | — | — | — |
| 483111 | Deep sea freight transportation | (A) | (D) | (D) | 1 | 1 | — | — | — | — | — | — | — | — |
| 483112 | Deep sea passenger transportation | (A) | (D) | (D) | 1 | 1 | — | — | — | — | — | — | — | — |
| 483113 | Coastal & Great Lakes freight transportation | (A) | (D) | (D) | 1 | — | — | 1 | — | — | — | — | — | — |
| 4832 | Inland water transportation | (C) | (D) | (D) | 3 | 2 | — | — | — | — | 1 | — | — | — |
| 48321 | Inland water transportation | (C) | (D) | (D) | 3 | 2 | — | — | — | — | 1 | — | — | — |
| 483211 | Inland water freight transportation | (C) | (D) | (D) | 3 | 2 | — | — | — | — | 1 | — | — | — |
| 484 | Truck transportation | 27 563 | 201 349 | 852 010 | 2 559 | 1 740 | 346 | 230 | 160 | 50 | 24 | 3 | 3 | 3 |
| 4841 | General freight trucking | 21 365 | 163 578 | 683 972 | 1 398 | 917 | 157 | 126 | 125 | 44 | 21 | 3 | 2 | 3 |
| 48411 | General freight trucking, local | 2 090 | 14 136 | 61 152 | 354 | 258 | 43 | 28 | 18 | 5 | 2 | — | — | — |
| 484110 | General freight trucking, local | 2 090 | 14 136 | 61 152 | 354 | 258 | 43 | 28 | 18 | 5 | 2 | — | — | — |
| 48412 | General freight trucking, long-distance | 19 275 | 149 442 | 622 820 | 1 044 | 659 | 114 | 98 | 107 | 39 | 19 | 3 | 2 | 3 |
| 484121 | General freight trucking, long-distance, TL | 16 757 | 124 975 | 526 065 | 906 | 603 | 91 | 82 | 78 | 28 | 17 | 2 | 2 | 3 |
| 484122 | General freight trucking, long-distance, LTL | 2 518 | 24 467 | 96 755 | 138 | 56 | 23 | 16 | 29 | 11 | 2 | 1 | — | — |
| 4842 | Specialized freight trucking | 6 198 | 37 771 | 168 038 | 1 161 | 823 | 189 | 104 | 35 | 6 | 3 | — | 1 | — |
| 48421 | Used household & office goods moving | 1 388 | 10 000 | 42 997 | 107 | 62 | 16 | 16 | 10 | 2 | — | — | 1 | — |
| 484210 | Used household & office goods moving | 1 388 | 10 000 | 42 997 | 107 | 62 | 16 | 16 | 10 | 2 | — | — | 1 | — |
| 48422 | Specialized freight (exc used) trucking, local | 2 459 | 12 205 | 58 745 | 667 | 504 | 105 | 45 | 10 | 3 | — | — | — | — |
| 484220 | Specialized freight (exc used) trucking, local | 2 459 | 12 205 | 58 745 | 667 | 504 | 105 | 45 | 10 | 3 | — | — | — | — |
| 48423 | Specialized freight (exc used) trucking, LDist | 2 351 | 15 566 | 66 296 | 387 | 257 | 68 | 43 | 15 | 1 | 3 | — | — | — |
| 484230 | Specialized freight (exc used) trucking, LDist | 2 351 | 15 566 | 66 296 | 387 | 257 | 68 | 43 | 15 | 1 | 3 | — | — | — |

See footnotes at end of table.

Table 2. The State—Employees, Payroll, and Establishments by Industry: 2001—Con.

[Excludes most government employees, railroad employees, and self-employed persons. Size class 1 to 4 includes establishments with payroll, but no employees, during mid-March pay period. (D) denotes figures withheld to avoid disclosing data for individual companies; the data are included in broader industry totals. For explanation of terms, abbreviations, and data reliability/comparability, see introductory text]

| NAICS code | Industry | Number of employees for week including March 12 | Payroll (\$1,000) | | Total number of establishments | Number of establishments by employment-size class | | | | | | | | | | |
|--------------|---|---|-------------------|--------|--------------------------------|---|--------|----------|----------|----------|------------|------------|------------|---------------|---|---|
| | | | First quarter | Annual | | 1 to 4 | 5 to 9 | 10 to 19 | 20 to 49 | 50 to 99 | 100 to 249 | 250 to 499 | 500 to 999 | 1,000 or more | | |
| 48-49 | Transportation & warehousing—Con. | | | | | | | | | | | | | | | |
| 485 | Transit & ground passenger transportation | 1 942 | 5 657 | 22 459 | 112 | 41 | 21 | 14 | 29 | 5 | 2 | — | — | — | — | — |
| 4851 | Urban transit systems | 53 | 168 | 726 | 9 | 6 | 2 | — | 1 | — | — | — | — | — | — | — |
| 48511 | Urban transit systems | 53 | 168 | 726 | 9 | 6 | 2 | — | 1 | — | — | — | — | — | — | — |
| 485113 | Bus & other motor vehicle transit systems | (B) | (D) | (D) | 8 | 5 | 2 | — | 1 | — | — | — | — | — | — | — |
| 485119 | Other urban transit systems | (A) | (D) | (D) | 1 | 1 | — | — | — | — | — | — | — | — | — | — |
| 4852 | Interurban & rural bus transportation | (B) | (D) | (D) | 5 | 2 | 1 | — | 2 | — | — | — | — | — | — | — |
| 48521 | Interurban & rural bus transportation | (B) | (D) | (D) | 5 | 2 | 1 | — | 2 | — | — | — | — | — | — | — |
| 485210 | Interurban & rural bus transportation | (B) | (D) | (D) | 5 | 2 | 1 | — | 2 | — | — | — | — | — | — | — |
| 4853 | Taxi & limousine service | (E) | (D) | (D) | 34 | 15 | 11 | 4 | 3 | 1 | — | — | — | — | — | — |
| 48531 | Taxi service | 206 | 626 | 2 346 | 17 | 6 | 8 | — | 2 | 1 | — | — | — | — | — | — |
| 485310 | Taxi service | 206 | 626 | 2 346 | 17 | 6 | 8 | — | 2 | 1 | — | — | — | — | — | — |
| 48532 | Limousine service | (C) | (D) | (D) | 17 | 9 | 3 | 4 | 1 | — | — | — | — | — | — | — |
| 485320 | Limousine service | (C) | (D) | (D) | 17 | 9 | 3 | 4 | 1 | — | — | — | — | — | — | — |
| 4854 | School & employee bus transportation | (F) | (D) | (D) | 19 | 7 | 1 | 1 | 6 | 2 | — | — | — | — | — | — |
| 48541 | School & employee bus transportation | (F) | (D) | (D) | 19 | 7 | 1 | 1 | 6 | 2 | — | — | — | — | — | — |
| 485410 | School & employee bus transportation | (F) | (D) | (D) | 19 | 7 | 1 | 1 | 6 | 2 | — | — | — | — | — | — |
| 4855 | Charter bus industry | 398 | 1 167 | 4 956 | 19 | 3 | 2 | 4 | 10 | — | — | — | — | — | — | — |
| 48551 | Charter bus industry | 398 | 1 167 | 4 956 | 19 | 3 | 2 | 4 | 10 | — | — | — | — | — | — | — |
| 485510 | Charter bus industry | 398 | 1 167 | 4 956 | 19 | 3 | 2 | 4 | 10 | — | — | — | — | — | — | — |
| 4859 | Oth transit & ground passenger transportation | 431 | 1 295 | 5 035 | 26 | 8 | 4 | 5 | 7 | 2 | — | — | — | — | — | — |
| 48599 | Oth transit & ground passenger transportation | 431 | 1 295 | 5 035 | 26 | 8 | 4 | 5 | 7 | 2 | — | — | — | — | — | — |
| 485991 | Special needs transportation | (E) | (D) | (D) | 20 | 6 | 4 | 3 | 5 | 2 | — | — | — | — | — | — |
| 485999 | All other transit & ground passenger trans | (B) | (D) | (D) | 6 | 2 | — | 2 | 2 | — | — | — | — | — | — | — |
| 486 | Pipeline transportation | (E) | (D) | (D) | 58 | 34 | 11 | 8 | 5 | — | — | — | — | — | — | — |
| 4862 | Pipeline transportation of natural gas | 253 | 4 744 | 17 599 | 34 | 15 | 9 | 7 | 3 | — | — | — | — | — | — | — |
| 48621 | Pipeline transportation of natural gas | 253 | 4 744 | 17 599 | 34 | 15 | 9 | 7 | 3 | — | — | — | — | — | — | — |
| 486210 | Pipeline transportation of natural gas | 253 | 4 744 | 17 599 | 34 | 15 | 9 | 7 | 3 | — | — | — | — | — | — | — |
| 4869 | Other pipeline transportation | (C) | (D) | (D) | 24 | 19 | 2 | 1 | 2 | — | — | — | — | — | — | — |
| 48691 | Pipeline trans of refined petroleum products | (C) | (D) | (D) | 19 | 15 | 1 | 1 | 2 | — | — | — | — | — | — | — |
| 486910 | Pipeline trans of refined petroleum products | (C) | (D) | (D) | 19 | 15 | 1 | 1 | 2 | — | — | — | — | — | — | — |
| 48699 | All other pipeline transportation | (A) | (D) | (D) | 5 | 4 | 1 | — | — | — | — | — | — | — | — | — |
| 486990 | All other pipeline transportation | (A) | (D) | (D) | 5 | 4 | 1 | — | — | — | — | — | — | — | — | — |
| 487 | Scenic & sightseeing transportation | (A) | (D) | (D) | 4 | 3 | — | 1 | — | — | — | — | — | — | — | — |
| 4871 | Scenic & sightseeing transportation, land | (A) | (D) | (D) | 1 | 1 | — | — | — | — | — | — | — | — | — | — |
| 48711 | Scenic & sightseeing transportation, land | (A) | (D) | (D) | 1 | 1 | — | — | — | — | — | — | — | — | — | — |
| 487110 | Scenic & sightseeing transportation, land | (A) | (D) | (D) | 1 | 1 | — | — | — | — | — | — | — | — | — | — |
| 4872 | Scenic & sightseeing transportation, water | (A) | (D) | (D) | 3 | 2 | — | 1 | — | — | — | — | — | — | — | — |
| 48721 | Scenic & sightseeing transportation, water | (A) | (D) | (D) | 3 | 2 | — | 1 | — | — | — | — | — | — | — | — |
| 487210 | Scenic & sightseeing transportation, water | (A) | (D) | (D) | 3 | 2 | — | 1 | — | — | — | — | — | — | — | — |
| 488 | Transportation support activities | 2 334 | 16 579 | 62 400 | 248 | 136 | 48 | 32 | 28 | 3 | — | 1 | — | — | — | — |
| 4881 | Air transportation support activities | 386 | 1 917 | 8 039 | 49 | 24 | 11 | 8 | 6 | — | — | — | — | — | — | — |
| 48811 | Airport operations | 268 | 1 296 | 5 530 | 23 | 7 | 5 | 6 | 5 | — | — | — | — | — | — | — |
| 488119 | Other airport operations | 268 | 1 296 | 5 530 | 23 | 7 | 5 | 6 | 5 | — | — | — | — | — | — | — |
| 48819 | Other air transportation support activities | 118 | 621 | 2 509 | 26 | 17 | 6 | 2 | 1 | — | — | — | — | — | — | — |
| 488190 | Other air transportation support activities | 118 | 621 | 2 509 | 26 | 17 | 6 | 2 | 1 | — | — | — | — | — | — | — |
| 4882 | Rail transportation support activities | (E) | (D) | (D) | 13 | 4 | 2 | 1 | 5 | 1 | — | — | — | — | — | — |
| 48821 | Rail transportation support activities | (E) | (D) | (D) | 13 | 4 | 2 | 1 | 5 | 1 | — | — | — | — | — | — |
| 488210 | Rail transportation support activities | (E) | (D) | (D) | 13 | 4 | 2 | 1 | 5 | 1 | — | — | — | — | — | — |
| 4883 | Water transportation support activities | (F) | (D) | (D) | 14 | 4 | 2 | 3 | 3 | 1 | — | 1 | — | — | — | — |
| 48831 | Port & harbor operations | (A) | (D) | (D) | 2 | 1 | 1 | — | — | — | — | — | — | — | — | — |
| 488310 | Port & harbor operations | (A) | (D) | (D) | 2 | 1 | 1 | — | — | — | — | — | — | — | — | — |
| 48832 | Marine cargo handling | (B) | (D) | (D) | 4 | 1 | 1 | 1 | 1 | — | — | — | — | — | — | — |
| 488320 | Marine cargo handling | (B) | (D) | (D) | 4 | 1 | 1 | 1 | 1 | — | — | — | — | — | — | — |
| 48833 | Navigational services to shipping | (C) | (D) | (D) | 6 | 1 | — | 2 | 2 | 1 | — | — | — | — | — | — |
| 488330 | Navigational services to shipping | (C) | (D) | (D) | 6 | 1 | — | 2 | 2 | 1 | — | — | — | — | — | — |
| 48839 | Other water transportation support activities | (E) | (D) | (D) | 2 | 1 | — | — | — | — | — | — | — | — | — | — |
| 488390 | Other water transportation support activities | (E) | (D) | (D) | 2 | 1 | — | — | — | — | — | — | — | — | — | — |
| 4884 | Road transportation support activities | 423 | 2 394 | 8 914 | 64 | 36 | 10 | 14 | 4 | — | — | — | — | — | — | — |
| 48841 | Motor vehicle towing | 313 | 1 732 | 6 646 | 48 | 26 | 10 | 9 | 3 | — | — | — | — | — | — | — |
| 488410 | Motor vehicle towing | 313 | 1 732 | 6 646 | 48 | 26 | 10 | 9 | 3 | — | — | — | — | — | — | — |
| 48849 | Other road transportation support activities | 110 | 662 | 2 268 | 16 | 10 | — | 5 | 1 | — | — | — | — | — | — | — |
| 488490 | Other road transportation support activities | 110 | 662 | 2 268 | 16 | 10 | — | 5 | 1 | — | — | — | — | — | — | — |
| 4885 | Freight transportation arrangement | 604 | 4 907 | 19 367 | 95 | 60 | 19 | 6 | 9 | 1 | — | — | — | — | — | — |
| 48851 | Freight transportation arrangement | 604 | 4 907 | 19 367 | 95 | 60 | 19 | 6 | 9 | 1 | — | — | — | — | — | — |
| 488510 | Freight transportation arrangement | 604 | 4 907 | 19 367 | 95 | 60 | 19 | 6 | 9 | 1 | — | — | — | — | — | — |
| 4889 | Other transportation support activities | (B) | (D) | (D) | 13 | 8 | 4 | — | 1 | — | — | — | — | — | — | — |
| 48899 | Other transportation support activities | (B) | (D) | (D) | 13 | 8 | 4 | — | 1 | — | — | — | — | — | — | — |
| 488991 | Packing & crating | (B) | (D) | (D) | 9 | 6 | 3 | — | — | — | — | — | — | — | — | — |
| 488999 | All other transportation support activities | (B) | (D) | (D) | 4 | 2 | 1 | — | 1 | — | — | — | — | — | — | — |

See footnotes at end of table.

Table 2. The State—Employees, Payroll, and Establishments by Industry: 2001—Con.

[Excludes most government employees, railroad employees, and self-employed persons. Size class 1 to 4 includes establishments with payroll, but no employees, during mid-March pay period. (D) denotes figures withheld to avoid disclosing data for individual companies; the data are included in broader industry totals. For explanation of terms, abbreviations, and data reliability/comparability, see introductory text]

| NAICS code | Industry | Number of employees for week including March 12 | Payroll (\$1,000) | | Total number of establishments | Number of establishments by employment-size class | | | | | | | | | |
|------------|--|---|-------------------|------------------|--------------------------------|---|------------|------------|------------|-----------|------------|------------|------------|---------------|--|
| | | | First quarter | Annual | | 1 to 4 | 5 to 9 | 10 to 19 | 20 to 49 | 50 to 99 | 100 to 249 | 250 to 499 | 500 to 999 | 1,000 or more | |
| 53 | Real estate & rental & leasing | 14 051 | 80 935 | 336 957 | 2 589 | 1 856 | 405 | 209 | 93 | 17 | 7 | 1 | 1 | - | |
| 531 | Real estate | 8 338 | 50 633 | 211 095 | 1 916 | 1 534 | 216 | 92 | 54 | 13 | 7 | - | - | - | |
| 5311 | Lessors of real estate | 4 076 | 19 419 | 85 829 | 937 | 732 | 121 | 48 | 29 | 5 | 2 | - | - | - | |
| 53111 | Lessors of residential buildings & dwellings | 2 021 | 7 219 | 32 402 | 501 | 383 | 71 | 29 | 17 | 1 | - | - | - | - | |
| 531110 | Lessors of residential buildings & dwellings | 2 021 | 7 219 | 32 402 | 501 | 383 | 71 | 29 | 17 | 1 | - | - | - | - | |
| 53112 | Lessors of nonres bldg (exc miniwarehouses) | 1 570 | 9 880 | 42 124 | 257 | 194 | 33 | 15 | 9 | 4 | 2 | - | - | - | |
| 531120 | Lessors of nonres bldg (exc miniwarehouses) | 1 570 | 9 880 | 42 124 | 257 | 194 | 33 | 15 | 9 | 4 | 2 | - | - | - | |
| 53113 | Lessors of miniwarehouses & self storage units | 89 | 450 | 1 974 | 24 | 21 | 1 | 1 | 1 | - | - | - | - | - | |
| 531130 | Lessors of miniwarehouses & self storage units | 89 | 450 | 1 974 | 24 | 21 | 1 | 1 | 1 | - | - | - | - | - | |
| 53119 | Lessors of other real estate property | 396 | 1 870 | 9 329 | 155 | 134 | 16 | 3 | 2 | - | - | - | - | - | |
| 531190 | Lessors of other real estate property | 396 | 1 870 | 9 329 | 155 | 134 | 16 | 3 | 2 | - | - | - | - | - | |
| 5312 | Offices of real estate agents & brokers | 1 625 | 11 579 | 47 671 | 555 | 480 | 47 | 18 | 8 | 2 | - | - | - | - | |
| 53121 | Offices of real estate agents & brokers | 1 625 | 11 579 | 47 671 | 555 | 480 | 47 | 18 | 8 | 2 | - | - | - | - | |
| 531210 | Offices of real estate agents & brokers | 1 625 | 11 579 | 47 671 | 555 | 480 | 47 | 18 | 8 | 2 | - | - | - | - | |
| 5313 | Activities related to real estate | 2 637 | 19 635 | 77 595 | 424 | 322 | 48 | 26 | 17 | 6 | 5 | - | - | - | |
| 53131 | Real estate property managers | 1 830 | 10 872 | 43 475 | 237 | 174 | 23 | 18 | 14 | 4 | 4 | - | - | - | |
| 531311 | Residential property managers | 1 295 | 6 563 | 27 953 | 153 | 111 | 15 | 9 | 11 | 4 | 3 | - | - | - | |
| 531312 | Nonresidential property managers | 535 | 4 309 | 15 522 | 84 | 63 | 8 | 9 | 3 | - | 1 | - | - | - | |
| 53132 | Offices of real estate appraisers | 381 | 2 830 | 13 408 | 118 | 93 | 19 | 5 | - | 1 | - | - | - | - | |
| 531320 | Offices of real estate appraisers | 381 | 2 830 | 13 408 | 118 | 93 | 19 | 5 | - | 1 | - | - | - | - | |
| 53139 | Other activities related to real estate | 426 | 5 933 | 20 712 | 69 | 55 | 6 | 3 | 3 | 1 | 1 | - | - | - | |
| 531390 | Other activities related to real estate | 426 | 5 933 | 20 712 | 69 | 55 | 6 | 3 | 3 | 1 | 1 | - | - | - | |
| 532 | Rental & leasing services | 5 451 | 27 592 | 114 890 | 656 | 316 | 186 | 115 | 35 | 2 | - | 1 | 1 | - | |
| 5321 | Automotive equipment rental & leasing | 1 941 | 11 875 | 49 671 | 140 | 88 | 18 | 21 | 10 | 1 | - | 1 | 1 | - | |
| 53211 | Passenger car rental & leasing | 1 006 | 4 876 | 21 790 | 35 | 18 | 7 | 4 | 5 | - | - | - | 1 | - | |
| 532111 | Passenger car rental | (F) | (D) | (D) | 29 | 13 | 6 | 4 | 5 | - | - | - | 1 | - | |
| 532112 | Passenger car leasing | (A) | (D) | (D) | 6 | 5 | 1 | - | - | - | - | - | - | - | |
| 53212 | Truck, utility trailer & RV rental & leasing | 935 | 6 999 | 27 881 | 105 | 70 | 11 | 17 | 5 | 1 | - | 1 | - | - | |
| 532120 | Truck, utility trailer & RV rental & leasing | 935 | 6 999 | 27 881 | 105 | 70 | 11 | 17 | 5 | 1 | - | 1 | - | - | |
| 5322 | Consumer goods rental | 2 510 | 7 478 | 31 249 | 357 | 140 | 128 | 73 | 15 | 1 | - | - | - | - | |
| 53221 | Consumer electronics & appliances rental | 156 | 858 | 3 578 | 29 | 17 | 10 | - | 2 | - | - | - | - | - | |
| 532210 | Consumer electronics & appliances rental | 156 | 858 | 3 578 | 29 | 17 | 10 | - | 2 | - | - | - | - | - | |
| 53222 | Formal wear & costume rental | 133 | 387 | 1 803 | 20 | 10 | 7 | 2 | 1 | - | - | - | - | - | |
| 532220 | Formal wear & costume rental | 133 | 387 | 1 803 | 20 | 10 | 7 | 2 | 1 | - | - | - | - | - | |
| 53223 | Video tape & disc rental | 1 679 | 3 035 | 12 733 | 211 | 67 | 74 | 61 | 8 | 1 | - | - | - | - | |
| 532230 | Video tape & disc rental | 1 679 | 3 035 | 12 733 | 211 | 67 | 74 | 61 | 8 | 1 | - | - | - | - | |
| 53229 | Other consumer goods rental | 542 | 3 198 | 13 135 | 97 | 46 | 37 | 10 | 4 | - | - | - | - | - | |
| 532291 | Home health equipment rental | 386 | 2 543 | 10 588 | 55 | 19 | 25 | 8 | 3 | - | - | - | - | - | |
| 532292 | Recreational goods rental | 21 | 68 | 582 | 15 | 13 | 2 | - | - | - | - | - | - | - | |
| 532299 | All other consumer goods rental | 135 | 587 | 1 965 | 27 | 14 | 10 | 2 | 1 | - | - | - | - | - | |
| 5323 | General rental centers | 237 | 1 358 | 6 333 | 50 | 22 | 23 | 5 | - | - | - | - | - | - | |
| 53231 | General rental centers | 237 | 1 358 | 6 333 | 50 | 22 | 23 | 5 | - | - | - | - | - | - | |
| 532310 | General rental centers | 237 | 1 358 | 6 333 | 50 | 22 | 23 | 5 | - | - | - | - | - | - | |
| 5324 | Commercial, industrial equip rental & leasing | 763 | 6 881 | 27 637 | 109 | 66 | 17 | 16 | 10 | - | - | - | - | - | |
| 53241 | Const, trans, mining equip rental & leasing | 445 | 4 209 | 16 338 | 61 | 36 | 9 | 10 | 6 | - | - | - | - | - | |
| 532411 | Commercial trans equip (exc MV) rental, lease | (B) | (D) | (D) | 7 | 6 | - | - | 1 | - | - | - | - | - | |
| 532412 | Const, mining, forestry equip rental & leasing | (E) | (D) | (D) | 54 | 30 | 9 | 10 | 5 | - | - | - | - | - | |
| 53242 | Office machinery & equipment rental & leasing | (B) | (D) | (D) | 6 | 5 | - | - | 1 | - | - | - | - | - | |
| 532420 | Office machinery & equipment rental & leasing | (B) | (D) | (D) | 6 | 5 | - | - | 1 | - | - | - | - | - | |
| 53249 | Oth commercial, industrial equip rental, lease | (E) | (D) | (D) | 42 | 25 | 8 | 6 | 3 | - | - | - | - | - | |
| 532490 | Oth commercial, industrial equip rental, lease | (E) | (D) | (D) | 42 | 25 | 8 | 6 | 3 | - | - | - | - | - | |
| 533 | Lessors of other nonfinancial intangible asset | 262 | 2 710 | 10 972 | 17 | 6 | 3 | 2 | 4 | 2 | - | - | - | - | |
| 5331 | Lessors of other nonfinancial intangible asset | 262 | 2 710 | 10 972 | 17 | 6 | 3 | 2 | 4 | 2 | - | - | - | - | |
| 53311 | Lessors of other nonfinancial intangible asset | 262 | 2 710 | 10 972 | 17 | 6 | 3 | 2 | 4 | 2 | - | - | - | - | |
| 533110 | Lessors of other nonfinancial intangible asset | 262 | 2 710 | 10 972 | 17 | 6 | 3 | 2 | 4 | 2 | - | - | - | - | |
| 54 | Professional, scientific & technical services | 38 349 | 306 621 | 1 314 886 | 5 601 | 3 718 | 997 | 524 | 254 | 74 | 28 | 5 | 1 | - | |
| 541 | Professional, scientific & technical services | 38 349 | 306 621 | 1 314 886 | 5 601 | 3 718 | 997 | 524 | 254 | 74 | 28 | 5 | 1 | - | |
| 5411 | Legal services | 7 536 | 58 833 | 277 687 | 1 643 | 1 199 | 300 | 94 | 37 | 11 | 2 | - | - | - | |
| 54111 | Offices of lawyers | 6 799 | 54 653 | 258 281 | 1 509 | 1 121 | 259 | 84 | 33 | 10 | 2 | - | - | - | |
| 541110 | Offices of lawyers | 6 799 | 54 653 | 258 281 | 1 509 | 1 121 | 259 | 84 | 33 | 10 | 2 | - | - | - | |
| 54119 | Other legal services | 737 | 4 180 | 19 406 | 134 | 78 | 41 | 10 | 4 | 1 | - | - | - | - | |
| 541191 | Title abstract & settlement offices | 723 | 4 115 | 18 645 | 122 | 66 | 41 | 10 | 4 | 1 | - | - | - | - | |
| 541199 | All other legal services | 14 | 65 | 761 | 12 | 12 | - | - | - | - | - | - | - | - | |
| 5412 | Accounting, tax prep, bookkeep, payroll services | 7 405 | 50 382 | 196 413 | 985 | 607 | 205 | 107 | 49 | 10 | 5 | 2 | - | - | |
| 54121 | Accounting, tax prep, bookkeep, payroll services | 7 405 | 50 382 | 196 413 | 985 | 607 | 205 | 107 | 49 | 10 | 5 | 2 | - | - | |
| 541211 | Offices of certified public accountants | 3 550 | 28 925 | 118 601 | 477 | 278 | 96 | 61 | 35 | 6 | 1 | - | - | - | |
| 541213 | Tax preparation services | 1 837 | 5 988 | 18 857 | 189 | 107 | 47 | 24 | 5 | 1 | 4 | 1 | - | - | |
| 541214 | Payroll services | 701 | 8 155 | 31 429 | 22 | 11 | 5 | 2 | 2 | 1 | - | 1 | - | - | |
| 541219 | Other accounting services | 1 317 | 7 314 | 27 526 | 297 | 211 | 57 | 20 | 7 | 2 | - | - | - | - | |

See footnotes at end of table.

Table 2. The State—Employees, Payroll, and Establishments by Industry: 2001—Con.

[Excludes most government employees, railroad employees, and self-employed persons. Size class 1 to 4 includes establishments with payroll, but no employees, during mid-March pay period. (D) denotes figures withheld to avoid disclosing data for individual companies; the data are included in broader industry totals. For explanation of terms, abbreviations, and data reliability/comparability, see introductory text]

| NAICS code | Industry | Number of employees for week including March 12 | Payroll (\$1,000) | | Total number of establishments | Number of establishments by employment-size class | | | | | | | | |
|------------|---|---|-------------------|----------------|--------------------------------|---|------------|------------|------------|-----------|------------|------------|------------|---------------|
| | | | First quarter | Annual | | 1 to 4 | 5 to 9 | 10 to 19 | 20 to 49 | 50 to 99 | 100 to 249 | 250 to 499 | 500 to 999 | 1,000 or more |
| 81 | Other services (except public administration)—Con. | | | | | | | | | | | | | |
| 812 | Personal & laundry services—Con. | | | | | | | | | | | | | |
| 8129 | Other personal services | 1 106 | 5 225 | 22 153 | 205 | 149 | 36 | 11 | 6 | 1 | 2 | — | — | — |
| 81291 | Pet care (except veterinary) services | 141 | 296 | 1 431 | 69 | 60 | 9 | — | — | — | — | — | — | — |
| 812910 | Pet care (except veterinary) services | 141 | 296 | 1 431 | 69 | 60 | 9 | — | — | — | — | — | — | — |
| 81292 | Photofinishing | 599 | 3 211 | 11 978 | 55 | 30 | 15 | 6 | 1 | 1 | 2 | — | — | — |
| 812921 | Photofinishing laboratories (except one-hour) | 539 | 2 997 | 11 025 | 40 | 19 | 13 | 4 | 1 | 1 | 2 | — | — | — |
| 812922 | One-hour photofinishing | 60 | 214 | 953 | 15 | 11 | 2 | 2 | — | — | — | — | — | — |
| 81293 | Parking lots & garages | 160 | 541 | 2 696 | 22 | 13 | 5 | 1 | 3 | — | — | — | — | — |
| 812930 | Parking lots & garages | 160 | 541 | 2 696 | 22 | 13 | 5 | 1 | 3 | — | — | — | — | — |
| 81299 | All other personal services | 206 | 1 177 | 6 048 | 59 | 46 | 7 | 4 | 2 | — | — | — | — | — |
| 812990 | All other personal services | 206 | 1 177 | 6 048 | 59 | 46 | 7 | 4 | 2 | — | — | — | — | — |
| 813 | Religious, grantmaking, civic, prof & like organizations | 28 590 | 96 867 | 392 106 | 4 457 | 2 857 | 987 | 392 | 158 | 43 | 18 | 2 | — | — |
| 8131 | Religious organizations | 17 629 | 49 557 | 200 600 | 2 883 | 1 817 | 679 | 259 | 93 | 27 | 7 | 1 | — | — |
| 81311 | Religious organizations | 17 629 | 49 557 | 200 600 | 2 883 | 1 817 | 679 | 259 | 93 | 27 | 7 | 1 | — | — |
| 813110 | Religious organizations | 17 629 | 49 557 | 200 600 | 2 883 | 1 817 | 679 | 259 | 93 | 27 | 7 | 1 | — | — |
| 8132 | Grantmaking & giving services | 633 | 4 902 | 20 171 | 141 | 100 | 27 | 9 | 5 | — | — | — | — | — |
| 81321 | Grantmaking & giving services | 633 | 4 902 | 20 171 | 141 | 100 | 27 | 9 | 5 | — | — | — | — | — |
| 813211 | Grantmaking foundations | 229 | 1 904 | 8 044 | 60 | 44 | 11 | 3 | 2 | — | — | — | — | — |
| 813212 | Voluntary health organizations | 231 | 1 712 | 6 752 | 45 | 29 | 11 | 4 | 1 | — | — | — | — | — |
| 813219 | Other grantmaking & giving services | 173 | 1 286 | 5 375 | 36 | 27 | 5 | 2 | 2 | — | — | — | — | — |
| 8133 | Social advocacy organizations | 914 | 4 187 | 17 202 | 121 | 70 | 24 | 14 | 12 | 1 | — | — | — | — |
| 81331 | Social advocacy organizations | 914 | 4 187 | 17 202 | 121 | 70 | 24 | 14 | 12 | 1 | — | — | — | — |
| 813311 | Human rights organizations | 236 | 1 160 | 4 643 | 25 | 15 | 6 | 1 | 2 | 1 | — | — | — | — |
| 813312 | Environment & wildlife organizations | 341 | 1 513 | 6 264 | 45 | 21 | 11 | 9 | 4 | — | — | — | — | — |
| 813319 | Other social advocacy organizations | 337 | 1 514 | 6 295 | 51 | 34 | 7 | 4 | 6 | — | — | — | — | — |
| 8134 | Civic & social organizations | 4 874 | 10 438 | 44 062 | 483 | 295 | 98 | 47 | 21 | 11 | 11 | — | — | — |
| 81341 | Civic & social organizations | 4 874 | 10 438 | 44 062 | 483 | 295 | 98 | 47 | 21 | 11 | 11 | — | — | — |
| 813410 | Civic & social organizations | 4 874 | 10 438 | 44 062 | 483 | 295 | 98 | 47 | 21 | 11 | 11 | — | — | — |
| 8139 | Business, labor, political, like organizations .. | 4 540 | 27 783 | 110 071 | 829 | 575 | 159 | 63 | 27 | 4 | — | 1 | — | — |
| 81391 | Business associations | 1 610 | 12 165 | 46 567 | 328 | 238 | 59 | 18 | 12 | 1 | — | — | — | — |
| 813910 | Business associations | 1 610 | 12 165 | 46 567 | 328 | 238 | 59 | 18 | 12 | 1 | — | — | — | — |
| 81392 | Professional organizations | 761 | 7 082 | 28 733 | 96 | 73 | 15 | 5 | 2 | — | — | 1 | — | — |
| 813920 | Professional organizations | 761 | 7 082 | 28 733 | 96 | 73 | 15 | 5 | 2 | — | — | 1 | — | — |
| 81393 | Labor unions & similar labor organizations | 1 668 | 6 131 | 24 537 | 265 | 154 | 68 | 29 | 12 | 2 | — | — | — | — |
| 813930 | Labor unions & similar labor organizations | 1 668 | 6 131 | 24 537 | 265 | 154 | 68 | 29 | 12 | 2 | — | — | — | — |
| 81394 | Political organizations | 79 | 414 | 2 166 | 22 | 15 | 5 | 2 | — | — | — | — | — | — |
| 813940 | Political organizations | 79 | 414 | 2 166 | 22 | 15 | 5 | 2 | — | — | — | — | — | — |
| 81399 | Oth similar organizations (exc business, prof, labor, pol) | 422 | 1 991 | 8 068 | 118 | 95 | 12 | 9 | 1 | 1 | — | — | — | — |
| 813990 | Oth similar organizations (exc business, prof, labor, pol) | 422 | 1 991 | 8 068 | 118 | 95 | 12 | 9 | 1 | 1 | — | — | — | — |
| 95 | Auxiliaries (exc corporate, subsidiary & regional mgt) | 7 276 | 81 993 | 328 641 | 148 | 35 | 31 | 29 | 21 | 13 | 11 | 6 | 2 | — |
| 99 | Unclassified establishments | (F) | (D) | (D) | 608 | 580 | 23 | 4 | 1 | — | — | — | — | — |

Note: Employment-size classes are indicated as follows: A—0 to 19; B—20 to 99; C—100 to 249; E—250 to 499; F—500 to 999; G—1,000 to 2,499; H—2,500 to 4,999; I—5,000 to 9,999; J—10,000 to 24,999; K—25,000 to 49,999; L—50,000 to 99,999; M—100,000 or more.

Table 3. The State—Employees and Annual Payroll by Employment-Size Class: 2001

[Excludes most government employees, railroad employees, and self-employed persons. Size class 1 to 4 includes establishments with payroll, but no employees, during mid-March pay period. (D) denotes figures withheld to avoid disclosing data for individual companies; the data are included in broader industry totals. For explanation of terms, abbreviations, and data reliability/comparability, see introductory text]

| NAICS code | Major group | Total | Employment-size class | | | | | | | | |
|--------------|--|-------------------|-----------------------|------------------|------------------|------------------|------------------|------------------|------------------|------------------|------------------|
| | | | 1 to 4 | 5 to 9 | 10 to 19 | 20 to 49 | 50 to 99 | 100 to 249 | 250 to 499 | 500 to 999 | 1,000 or more |
| | Total number of employees .. | 1 255 162 | 74 900 | 106 758 | 142 515 | 204 271 | 159 495 | 196 935 | 119 600 | 93 740 | 156 948 |
| | Total payroll, annual (\$1,000) | 34 451 490 | 1 907 908 | 2 365 743 | 3 394 493 | 5 043 707 | 4 050 169 | 5 303 190 | 3 653 501 | 3 214 468 | 5 518 311 |
| 11 | FORESTRY, FISHING, HUNTING, AND AGRICULTURE SUPPORT | | | | | | | | | | |
| | Number of employees | (G) | (D) | (D) | (D) | (D) | (D) | (D) | - | - | - |
| | Payroll, annual (\$1,000) | (D) | (D) | (D) | (D) | (D) | (D) | (D) | - | - | - |
| 113 | Forestry and logging | | | | | | | | | | |
| | Number of employees | (C) | (D) | (D) | (D) | - | - | - | - | - | - |
| | Payroll, annual (\$1,000) | (D) | (D) | (D) | (D) | - | - | - | - | - | - |
| 114 | Fishing, hunting & trapping | | | | | | | | | | |
| | Number of employees | (B) | (D) | - | (D) | - | - | - | - | - | - |
| | Payroll, annual (\$1,000) | (D) | (D) | - | (D) | - | - | - | - | - | - |
| 115 | Agriculture & forestry support activities | | | | | | | | | | |
| | Number of employees | (G) | (D) | (D) | (D) | (D) | (D) | (D) | - | - | - |
| | Payroll, annual (\$1,000) | (D) | (D) | (D) | (D) | (D) | (D) | (D) | - | - | - |
| 21 | MINING | | | | | | | | | | |
| | Number of employees | 1 855 | 178 | 260 | 433 | (D) | (D) | (D) | - | - | - |
| | Payroll, annual (\$1,000) | 74 293 | 7 416 | 8 705 | 16 648 | (D) | (D) | (D) | - | - | - |
| 211 | Oil & gas extraction | | | | | | | | | | |
| | Number of employees | (A) | (D) | - | - | - | - | - | - | - | - |
| | Payroll, annual (\$1,000) | (D) | (D) | - | - | - | - | - | - | - | - |
| 212 | Mining (except oil & gas) | | | | | | | | | | |
| | Number of employees | (G) | (D) | (D) | (D) | (D) | (D) | (D) | - | - | - |
| | Payroll, annual (\$1,000) | (D) | (D) | (D) | (D) | (D) | (D) | (D) | - | - | - |
| 213 | Mining support activities | | | | | | | | | | |
| | Number of employees | (C) | (D) | (D) | (D) | - | - | (D) | - | - | - |
| | Payroll, annual (\$1,000) | (D) | (D) | (D) | (D) | - | - | (D) | - | - | - |
| 22 | UTILITIES | | | | | | | | | | |
| | Number of employees | 7 433 | 174 | 383 | 900 | (D) | 1 760 | (D) | (D) | (D) | - |
| | Payroll, annual (\$1,000) | 380 225 | 8 166 | 17 016 | 42 353 | (D) | 92 809 | (D) | (D) | (D) | - |
| 221 | Utilities | | | | | | | | | | |
| | Number of employees | 7 433 | 174 | 383 | 900 | (D) | 1 760 | (D) | (D) | (D) | - |
| | Payroll, annual (\$1,000) | 380 225 | 8 166 | 17 016 | 42 353 | (D) | 92 809 | (D) | (D) | (D) | - |
| 23 | CONSTRUCTION | | | | | | | | | | |
| | Number of employees | 58 895 | 9 036 | 9 408 | 10 098 | 12 696 | 7 362 | 7 564 | 2 731 | - | - |
| | Payroll, annual (\$1,000) | 2 190 695 | 272 387 | 259 977 | 354 909 | 516 548 | 305 268 | 356 887 | 124 719 | - | - |
| 233 | Building, developing & general contracting | | | | | | | | | | |
| | Number of employees | 16 160 | 2 973 | 2 499 | 2 587 | 2 769 | 2 341 | 1 965 | 1 026 | - | - |
| | Payroll, annual (\$1,000) | 541 824 | 83 064 | 65 588 | 75 627 | 96 305 | 89 029 | 84 443 | 47 768 | - | - |
| 234 | Heavy construction | | | | | | | | | | |
| | Number of employees | 6 280 | 669 | 791 | 982 | 1 974 | 871 | 993 | - | - | - |
| | Payroll, annual (\$1,000) | 382 462 | 32 738 | 36 937 | 59 472 | 123 957 | 54 583 | 74 775 | - | - | - |
| 235 | Special trade contractors | | | | | | | | | | |
| | Number of employees | 36 455 | 5 394 | 6 118 | 6 529 | 7 953 | 4 150 | 4 606 | 1 705 | - | - |
| | Payroll, annual (\$1,000) | 1 266 409 | 156 585 | 157 452 | 219 810 | 296 286 | 161 656 | 197 669 | 76 951 | - | - |
| 31-33 | MANUFACTURING | | | | | | | | | | |
| | Number of employees | 237 779 | 2 288 | 4 311 | 7 271 | 17 433 | 25 171 | 41 411 | 43 898 | 40 031 | 55 965 |
| | Payroll, annual (\$1,000) | 8 354 608 | 75 352 | 106 203 | 212 590 | 514 354 | 803 974 | 1 356 955 | 1 514 157 | 1 536 135 | 2 234 888 |
| 311 | Food mfg | | | | | | | | | | |
| | Number of employees | 48 046 | 255 | 463 | 811 | 2 294 | 3 992 | 4 950 | 8 676 | 9 766 | 16 839 |
| | Payroll, annual (\$1,000) | 1 531 852 | 6 472 | 9 387 | 20 859 | 67 028 | 143 793 | 151 203 | 308 552 | 342 794 | 481 764 |
| 312 | Beverage & tobacco product mfg | | | | | | | | | | |
| | Number of employees | 904 | (D) | (D) | (D) | - | (D) | (D) | (D) | - | - |
| | Payroll, annual (\$1,000) | 27 260 | (D) | (D) | (D) | - | (D) | (D) | (D) | - | - |
| 313 | Textile mills | | | | | | | | | | |
| | Number of employees | (C) | (D) | 24 | (D) | (D) | (D) | - | - | - | - |
| | Payroll, annual (\$1,000) | (D) | (D) | 568 | (D) | (D) | (D) | - | - | - | - |
| 314 | Textile product mills | | | | | | | | | | |
| | Number of employees | 1 240 | (D) | (D) | (D) | 259 | (D) | (D) | - | (D) | - |
| | Payroll, annual (\$1,000) | 35 823 | (D) | (D) | (D) | 6 216 | (D) | (D) | - | (D) | - |
| 315 | Apparel manufacturing | | | | | | | | | | |
| | Number of employees | 1 748 | (D) | 81 | (D) | (D) | 417 | 491 | (D) | - | - |
| | Payroll, annual (\$1,000) | 43 370 | (D) | 1 442 | (D) | (D) | 9 775 | 14 466 | (D) | - | - |
| 316 | Leather & allied product mfg | | | | | | | | | | |
| | Number of employees | (E) | (D) | (D) | (D) | 124 | (D) | (D) | - | - | - |
| | Payroll, annual (\$1,000) | (D) | (D) | (D) | (D) | 1 963 | (D) | (D) | - | - | - |
| 321 | Wood product mfg | | | | | | | | | | |
| | Number of employees | 10 946 | 132 | 214 | 391 | 946 | 896 | (D) | 1 775 | (D) | (D) |
| | Payroll, annual (\$1,000) | 341 713 | 1 802 | 4 437 | 9 929 | 21 884 | 23 883 | (D) | 56 880 | (D) | (D) |
| 322 | Paper mfg | | | | | | | | | | |
| | Number of employees | 4 687 | (D) | (D) | 57 | (D) | 460 | 1 898 | 1 325 | (D) | - |
| | Payroll, annual (\$1,000) | 182 662 | (D) | (D) | 1 517 | (D) | 15 235 | 86 468 | 38 871 | (D) | - |

See footnotes at end of table.

Table 3. The State—Employees and Annual Payroll by Employment-Size Class: 2001—Con.

[Excludes most government employees, railroad employees, and self-employed persons. Size class 1 to 4 includes establishments with payroll, but no employees, during mid-March pay period. (D) denotes figures withheld to avoid disclosing data for individual companies; the data are included in broader industry totals. For explanation of terms, abbreviations, and data reliability/comparability, see introductory text]

| NAICS code | Major group | Employment-size class | | | | | | | | | |
|--------------|---|-----------------------|---------|---------|----------|----------|----------|------------|------------|------------|---------------|
| | | Total | 1 to 4 | 5 to 9 | 10 to 19 | 20 to 49 | 50 to 99 | 100 to 249 | 250 to 499 | 500 to 999 | 1,000 or more |
| 31-33 | MANUFACTURING—Con. | | | | | | | | | | |
| 323 | Printing & related support activities | | | | | | | | | | |
| | Number of employees | 11 139 | 315 | 535 | 825 | 1 410 | 2 106 | 3 855 | (D) | (D) | — |
| | Payroll, annual (\$1,000)..... | 328 449 | 6 627 | 11 217 | 22 535 | 37 987 | 62 113 | 129 435 | (D) | (D) | — |
| 324 | Petroleum & coal products mfg | | | | | | | | | | |
| | Number of employees | (C) | (D) | (D) | (D) | (D) | — | — | — | — | — |
| | Payroll, annual (\$1,000)..... | (D) | (D) | (D) | (D) | (D) | — | — | — | — | — |
| 325 | Chemical mfg | | | | | | | | | | |
| | Number of employees | 6 724 | 55 | 90 | 351 | 738 | 984 | 1 851 | 886 | 1 769 | — |
| | Payroll, annual (\$1,000)..... | 316 729 | 1 939 | 3 579 | 13 647 | 26 940 | 42 588 | 84 930 | 55 005 | 88 101 | — |
| 326 | Plastics & rubber products mfg | | | | | | | | | | |
| | Number of employees | 15 106 | (D) | 141 | (D) | 1 293 | 2 033 | 3 935 | 2 995 | 2 822 | (D) |
| | Payroll, annual (\$1,000)..... | 480 639 | (D) | 3 333 | (D) | 39 889 | 62 375 | 118 100 | 87 175 | 93 791 | (D) |
| 327 | Nonmetallic mineral product mfg | | | | | | | | | | |
| | Number of employees | 6 824 | 325 | 473 | 734 | 973 | 1 191 | 1 089 | 2 039 | — | — |
| | Payroll, annual (\$1,000)..... | 253 250 | 12 872 | 16 641 | 30 710 | 40 467 | 41 412 | 38 953 | 72 195 | — | — |
| 331 | Primary metal mfg | | | | | | | | | | |
| | Number of employees | 9 811 | 40 | (D) | 147 | (D) | 663 | 1 808 | 3 407 | (D) | (D) |
| | Payroll, annual (\$1,000)..... | 425 413 | 15 521 | (D) | 3 172 | (D) | 21 507 | 58 970 | 128 971 | (D) | (D) |
| 332 | Fabricated metal product mfg | | | | | | | | | | |
| | Number of employees | 24 098 | 305 | 809 | (D) | 3 031 | 3 789 | 5 886 | 5 332 | 2 485 | (D) |
| | Payroll, annual (\$1,000)..... | 765 215 | 6 694 | 20 136 | (D) | 89 459 | 118 075 | 182 797 | 163 555 | 81 623 | (D) |
| 333 | Machinery mfg | | | | | | | | | | |
| | Number of employees | 36 863 | 180 | 421 | (D) | 2 715 | 3 833 | 6 051 | 6 573 | 7 455 | (D) |
| | Payroll, annual (\$1,000)..... | 1 480 274 | 5 286 | 11 009 | (D) | 87 817 | 125 282 | 213 381 | 245 126 | 358 682 | (D) |
| 334 | Computer & electronic product mfg | | | | | | | | | | |
| | Number of employees | 12 019 | 41 | 61 | 119 | 492 | 659 | (D) | 1 246 | 2 010 | (D) |
| | Payroll, annual (\$1,000)..... | 602 891 | 1 678 | 1 409 | 4 226 | 13 706 | 17 280 | (D) | 32 213 | 104 511 | (D) |
| 335 | Electrical equip, appliance & component mfg | | | | | | | | | | |
| | Number of employees | 14 708 | (D) | (D) | 91 | (D) | 461 | 1 565 | 1 192 | (D) | (D) |
| | Payroll, annual (\$1,000)..... | 549 784 | (D) | (D) | 3 075 | (D) | 12 811 | 34 820 | 53 768 | (D) | (D) |
| 336 | Transportation equipment mfg | | | | | | | | | | |
| | Number of employees | 18 236 | 81 | 150 | 257 | (D) | 1 644 | 3 216 | 5 245 | 3 869 | (D) |
| | Payroll, annual (\$1,000)..... | 562 986 | 1 896 | 3 307 | 6 281 | (D) | 44 374 | 98 681 | 171 304 | 119 366 | (D) |
| 337 | Furniture & related product mfg | | | | | | | | | | |
| | Number of employees | 8 299 | 158 | 271 | (D) | 601 | 463 | 979 | (D) | 3 016 | (D) |
| | Payroll, annual (\$1,000)..... | 247 109 | 2 938 | 6 613 | (D) | 13 161 | 11 387 | 25 950 | (D) | 101 649 | (D) |
| 339 | Miscellaneous mfg | | | | | | | | | | |
| | Number of employees | 5 649 | 197 | 336 | 524 | (D) | 1 005 | 1 068 | — | (D) | (D) |
| | Payroll, annual (\$1,000)..... | 159 561 | 5 964 | 7 339 | 14 608 | (D) | 33 999 | 36 228 | — | (D) | (D) |
| 42 | WHOLESALE TRADE | | | | | | | | | | |
| | Number of employees | 64 527 | 4 139 | 7 756 | 12 423 | 16 984 | 9 718 | 9 786 | (D) | (D) | — |
| | Payroll, annual (\$1,000)..... | 2 170 830 | 134 667 | 251 906 | 403 870 | 571 986 | 344 041 | 319 199 | (D) | (D) | — |
| 421 | Wholesale trade, durable goods | | | | | | | | | | |
| | Number of employees | 33 922 | 2 395 | 4 391 | 6 825 | 9 847 | 5 444 | 5 020 | — | — | — |
| | Payroll, annual (\$1,000)..... | 1 177 180 | 80 931 | 149 305 | 227 323 | 353 463 | 195 009 | 171 149 | — | — | — |
| 422 | Wholesale trade, nondurable goods | | | | | | | | | | |
| | Number of employees | 30 605 | 1 744 | 3 365 | 5 598 | 7 137 | 4 274 | 4 766 | (D) | (D) | — |
| | Payroll, annual (\$1,000)..... | 993 650 | 53 736 | 102 601 | 176 547 | 218 523 | 149 032 | 148 050 | (D) | (D) | — |
| 44-45 | RETAIL TRADE | | | | | | | | | | |
| | Number of employees | 181 794 | 11 530 | 26 822 | 34 630 | 31 952 | 23 563 | 37 829 | (D) | (D) | — |
| | Payroll, annual (\$1,000)..... | 3 288 304 | 218 140 | 438 372 | 578 005 | 635 986 | 448 387 | 684 077 | (D) | (D) | — |
| 441 | Motor vehicle & parts dealers | | | | | | | | | | |
| | Number of employees | 22 865 | 1 570 | 3 472 | 4 740 | 5 795 | 3 557 | (D) | (D) | — | — |
| | Payroll, annual (\$1,000)..... | 718 561 | 37 441 | 80 840 | 117 909 | 201 964 | 133 198 | (D) | (D) | — | — |
| 442 | Furniture & home furnishing stores | | | | | | | | | | |
| | Number of employees | 5 411 | 671 | 1 261 | 1 803 | 787 | 422 | 467 | — | — | — |
| | Payroll, annual (\$1,000)..... | 115 470 | 12 479 | 23 753 | 38 731 | 20 777 | 11 843 | 7 887 | — | — | — |
| 443 | Electronics & appliance stores | | | | | | | | | | |
| | Number of employees | 4 648 | 651 | 1 338 | 717 | 818 | (D) | (D) | — | — | — |
| | Payroll, annual (\$1,000)..... | 93 810 | 12 548 | 24 763 | 15 353 | 19 408 | (D) | (D) | — | — | — |
| 444 | Bldg material & garden equip & supp dealers | | | | | | | | | | |
| | Number of employees | 18 485 | 1 706 | 3 673 | 4 052 | 3 653 | (D) | 3 777 | (D) | — | — |
| | Payroll, annual (\$1,000)..... | 462 326 | 39 527 | 82 249 | 103 536 | 96 285 | (D) | 89 557 | (D) | — | — |
| 445 | Food & beverage stores | | | | | | | | | | |
| | Number of employees | 37 131 | 817 | 1 606 | 2 252 | 5 063 | (D) | (D) | (D) | — | — |
| | Payroll, annual (\$1,000)..... | 508 873 | 15 714 | 17 469 | 22 564 | 58 889 | (D) | (D) | (D) | — | — |
| 446 | Health & personal care stores | | | | | | | | | | |
| | Number of employees | 10 109 | 635 | 1 770 | 2 118 | 4 316 | (D) | (D) | — | — | — |
| | Payroll, annual (\$1,000)..... | 187 576 | 14 055 | 34 592 | 39 573 | 78 920 | (D) | (D) | — | — | — |
| 447 | Gasoline stations | | | | | | | | | | |
| | Number of employees | 18 419 | 1 100 | 4 648 | 9 140 | 2 450 | 621 | 460 | — | — | — |
| | Payroll, annual (\$1,000)..... | 238 354 | 19 653 | 60 292 | 109 110 | 32 308 | 8 782 | 8 209 | — | — | — |
| 448 | Clothing & clothing accessories stores | | | | | | | | | | |
| | Number of employees | 11 851 | 1 360 | 3 399 | 3 241 | 1 887 | 1 150 | 814 | — | — | — |
| | Payroll, annual (\$1,000)..... | 149 388 | 20 610 | 42 390 | 36 985 | 20 656 | 14 875 | 13 872 | — | — | — |

See footnotes at end of table.

Table 3. The State—Employees and Annual Payroll by Employment-Size Class: 2001—Con.

[Excludes most government employees, railroad employees, and self-employed persons. Size class 1 to 4 includes establishments with payroll, but no employees, during mid-March pay period. (D) denotes figures withheld to avoid disclosing data for individual companies; the data are included in broader industry totals. For explanation of terms, abbreviations, and data reliability/comparability, see introductory text]

| NAICS code | Major group | Total | Employment-size class | | | | | | | | |
|--------------|---|------------------|-----------------------|----------------|----------------|----------------|----------------|----------------|----------------|----------------|----------------|
| | | | 1 to 4 | 5 to 9 | 10 to 19 | 20 to 49 | 50 to 99 | 100 to 249 | 250 to 499 | 500 to 999 | 1,000 or more |
| 44-45 | RETAIL TRADE—Con. | | | | | | | | | | |
| 451 | Sporting goods, hobby, book & music stores | | | | | | | | | | |
| | Number of employees | 6 240 | 652 | 1 224 | 1 411 | 1 688 | (D) | (D) | — | — | — |
| | Payroll, annual (\$1,000)..... | 81 679 | 9 672 | 15 397 | 17 202 | 22 760 | (D) | (D) | — | — | — |
| 452 | General merchandise stores | | | | | | | | | | |
| | Number of employees | 31 653 | 155 | 1 115 | 1 173 | 2 050 | (D) | 13 114 | (D) | (D) | — |
| | Payroll, annual (\$1,000)..... | 481 948 | 4 090 | 11 607 | 12 421 | 23 441 | (D) | 194 704 | (D) | (D) | — |
| 453 | Miscellaneous store retailers | | | | | | | | | | |
| | Number of employees | 9 717 | 1 581 | 2 419 | 2 978 | 2 174 | (D) | (D) | — | — | — |
| | Payroll, annual (\$1,000)..... | 121 326 | 18 666 | 26 979 | 39 337 | 27 757 | (D) | (D) | — | — | — |
| 454 | Nonstore retailers | | | | | | | | | | |
| | Number of employees | 5 265 | 632 | 897 | 1 005 | 1 271 | (D) | 613 | (D) | — | — |
| | Payroll, annual (\$1,000)..... | 128 993 | 13 685 | 18 041 | 25 284 | 32 821 | (D) | 13 536 | (D) | — | — |
| 48-49 | TRANSPORTATION & WAREHOUSING | | | | | | | | | | |
| | Number of employees | 40 735 | 3 031 | 3 129 | 4 420 | 7 598 | 4 698 | 5 111 | 1 757 | 2 578 | 8 413 |
| | Payroll, annual (\$1,000)..... | 1 208 851 | 71 558 | 76 583 | 119 427 | 217 812 | 143 860 | 175 251 | 50 094 | 83 557 | 270 709 |
| 481 | Air transportation | | | | | | | | | | |
| | Number of employees | (F) | (D) | 85 | (D) | (D) | (D) | — | — | — | — |
| | Payroll, annual (\$1,000)..... | (D) | (D) | 1 159 | (D) | (D) | (D) | — | — | — | — |
| 483 | Water transportation | | | | | | | | | | |
| | Number of employees | (C) | (D) | — | (D) | — | — | (D) | — | — | — |
| | Payroll, annual (\$1,000)..... | (D) | (D) | — | (D) | — | — | (D) | — | — | — |
| 484 | Truck transportation | | | | | | | | | | |
| | Number of employees | 27 563 | 2 447 | 2 277 | 3 143 | 4 721 | 3 327 | 3 428 | (D) | (D) | (D) |
| | Payroll, annual (\$1,000)..... | 852 010 | 55 093 | 54 832 | 87 185 | 150 854 | 107 918 | 133 214 | (D) | (D) | (D) |
| 485 | Transit & ground passenger transportation | | | | | | | | | | |
| | Number of employees | 1 942 | (D) | 142 | 192 | 895 | (D) | (D) | — | — | — |
| | Payroll, annual (\$1,000)..... | 22 459 | (D) | 1 612 | 2 208 | 10 711 | (D) | (D) | — | — | — |
| 486 | Pipeline transportation | | | | | | | | | | |
| | Number of employees | (E) | 55 | (D) | (D) | (D) | — | — | — | — | — |
| | Payroll, annual (\$1,000)..... | (D) | 3 327 | (D) | (D) | (D) | — | — | — | — | — |
| 487 | Scenic & sightseeing transportation | | | | | | | | | | |
| | Number of employees | (A) | (D) | — | (D) | — | — | — | — | — | — |
| | Payroll, annual (\$1,000)..... | (D) | (D) | — | (D) | — | — | — | — | — | — |
| 488 | Transportation support activities | | | | | | | | | | |
| | Number of employees | 2 334 | 224 | 314 | (D) | 762 | (D) | — | (D) | — | — |
| | Payroll, annual (\$1,000)..... | 62 400 | 6 209 | 8 684 | (D) | 19 658 | (D) | — | (D) | — | — |
| 492 | Couriers & messengers | | | | | | | | | | |
| | Number of employees | 5 140 | (D) | 107 | 259 | 464 | (D) | (D) | (D) | — | (D) |
| | Payroll, annual (\$1,000)..... | 152 693 | (D) | 2 208 | 6 089 | 11 265 | (D) | (D) | (D) | — | (D) |
| 493 | Warehousing & storage | | | | | | | | | | |
| | Number of employees | 2 672 | (D) | (D) | (D) | 419 | 430 | 1 000 | — | (D) | — |
| | Payroll, annual (\$1,000)..... | 76 402 | (D) | (D) | (D) | 11 359 | 15 422 | 27 840 | — | (D) | — |
| 51 | INFORMATION | | | | | | | | | | |
| | Number of employees | 45 250 | 1 413 | 1 906 | 3 627 | 5 581 | 4 842 | 6 127 | 4 341 | 6 856 | 10 557 |
| | Payroll, annual (\$1,000)..... | 1 490 843 | 69 095 | 53 792 | 98 387 | 180 513 | 164 279 | 212 291 | 147 008 | 203 691 | 361 787 |
| 511 | Publishing industries | | | | | | | | | | |
| | Number of employees | 13 091 | 349 | (D) | 1 052 | 1 590 | 1 911 | 2 405 | 1 466 | (D) | (D) |
| | Payroll, annual (\$1,000)..... | 447 786 | 8 135 | (D) | 25 983 | 47 044 | 65 011 | 92 853 | 48 338 | (D) | (D) |
| 512 | Motion picture & sound recording industries | | | | | | | | | | |
| | Number of employees | 1 741 | 113 | (D) | 545 | 573 | (D) | — | — | — | — |
| | Payroll, annual (\$1,000)..... | 22 800 | 2 737 | (D) | 6 435 | 7 073 | (D) | — | — | — | — |
| 513 | Broadcasting & telecommunications | | | | | | | | | | |
| | Number of employees | 19 641 | 804 | 1 058 | 1 757 | 2 905 | 2 197 | (D) | 1 360 | (D) | (D) |
| | Payroll, annual (\$1,000)..... | 698 299 | 52 413 | 39 122 | 58 341 | 102 762 | 81 276 | (D) | 42 162 | (D) | (D) |
| 514 | Information & data processing services | | | | | | | | | | |
| | Number of employees | 10 777 | 147 | (D) | 273 | 513 | (D) | (D) | 1 515 | (D) | 4 002 |
| | Payroll, annual (\$1,000)..... | 321 958 | 5 810 | (D) | 7 628 | 23 634 | (D) | (D) | 56 508 | (D) | 133 774 |
| 52 | FINANCE & INSURANCE | | | | | | | | | | |
| | Number of employees | 81 243 | 6 069 | 6 600 | 8 585 | 9 948 | 7 225 | 8 575 | 7 236 | 13 017 | 13 988 |
| | Payroll, annual (\$1,000)..... | 3 260 109 | 180 384 | 204 668 | 301 453 | 384 429 | 298 732 | 385 625 | 275 674 | 539 664 | 689 480 |
| 521 | Monetary authorities - central bank | | | | | | | | | | |
| | Number of employees | (C) | — | — | — | — | — | (D) | — | — | — |
| | Payroll, annual (\$1,000)..... | (D) | — | — | — | — | — | (D) | — | — | — |
| 522 | Credit intermediation & related activities | | | | | | | | | | |
| | Number of employees | 34 111 | (D) | 3 801 | 6 108 | 6 813 | 4 228 | (D) | 1 671 | (D) | (D) |
| | Payroll, annual (\$1,000)..... | 1 191 668 | (D) | 110 919 | 190 742 | 221 533 | 143 582 | (D) | 42 607 | (D) | (D) |
| 523 | Security, commodity contracts & like activity | | | | | | | | | | |
| | Number of employees | (I) | (D) | (D) | (D) | 810 | (D) | — | — | — | (D) |
| | Payroll, annual (\$1,000)..... | (D) | (D) | (D) | (D) | 65 052 | (D) | — | — | — | (D) |

See footnotes at end of table.

Table 3. The State—Employees and Annual Payroll by Employment-Size Class: 2001—Con.

[Excludes most government employees, railroad employees, and self-employed persons. Size class 1 to 4 includes establishments with payroll, but no employees, during mid-March pay period. (D) denotes figures withheld to avoid disclosing data for individual companies; the data are included in broader industry totals. For explanation of terms, abbreviations, and data reliability/comparability, see introductory text]

| NAICS code | Major group | Employment-size class | | | | | | | | | |
|------------|--|-----------------------|---------|---------|----------|----------|----------|------------|------------|------------|---------------|
| | | Total | 1 to 4 | 5 to 9 | 10 to 19 | 20 to 49 | 50 to 99 | 100 to 249 | 250 to 499 | 500 to 999 | 1,000 or more |
| 52 | FINANCE & INSURANCE—Con. | | | | | | | | | | |
| 524 | Insurance carriers & related activities | | | | | | | | | | |
| | Number of employees | 41 958 | 3 381 | (D) | (D) | 2 325 | (D) | 4 481 | 5 565 | (D) | (D) |
| | Payroll, annual (\$1,000)..... | 1 762 889 | 82 201 | (D) | (D) | 97 844 | (D) | 203 288 | 233 067 | (D) | (D) |
| 525 | Funds, trusts, & other financial vehicles (part) | | | | | | | | | | |
| | Number of employees | (B) | (D) | (D) | (D) | — | — | — | — | — | — |
| | Payroll, annual (\$1,000)..... | (D) | (D) | (D) | (D) | — | — | — | — | — | — |
| 53 | REAL ESTATE & RENTAL & LEASING | | | | | | | | | | |
| | Number of employees | 14 051 | 2 987 | 2 559 | 2 711 | 2 646 | 1 000 | (D) | (D) | (D) | — |
| | Payroll, annual (\$1,000)..... | 336 957 | 69 467 | 51 005 | 56 734 | 64 196 | 32 752 | (D) | (D) | (D) | — |
| 531 | Real estate | | | | | | | | | | |
| | Number of employees | 8 338 | 2 355 | (D) | (D) | 1 619 | (D) | (D) | — | — | — |
| | Payroll, annual (\$1,000)..... | 211 095 | 53 013 | (D) | (D) | 39 581 | (D) | (D) | — | — | — |
| 532 | Rental & leasing services | | | | | | | | | | |
| | Number of employees | 5 451 | 624 | (D) | (D) | (D) | (D) | — | (D) | (D) | — |
| | Payroll, annual (\$1,000)..... | 114 890 | 16 244 | (D) | (D) | (D) | (D) | — | (D) | (D) | — |
| 533 | Lessors of other nonfinancial intangible asset | | | | | | | | | | |
| | Number of employees | 262 | 8 | (D) | (D) | (D) | (D) | — | — | — | — |
| | Payroll, annual (\$1,000)..... | 10 972 | 210 | (D) | (D) | (D) | (D) | — | — | — | — |
| 54 | PROFESSIONAL, SCIENTIFIC & TECHNICAL SERVICES | | | | | | | | | | |
| | Number of employees | 38 349 | 6 283 | 6 531 | 6 910 | 7 669 | 4 712 | 4 038 | (D) | (D) | — |
| | Payroll, annual (\$1,000)..... | 1 314 886 | 177 141 | 179 821 | 217 792 | 321 113 | 202 333 | 142 202 | (D) | (D) | — |
| 541 | Professional, scientific & technical services | | | | | | | | | | |
| | Number of employees | 38 349 | 6 283 | 6 531 | 6 910 | 7 669 | 4 712 | 4 038 | (D) | (D) | — |
| | Payroll, annual (\$1,000)..... | 1 314 886 | 177 141 | 179 821 | 217 792 | 321 113 | 202 333 | 142 202 | (D) | (D) | — |
| 55 | MANAGEMENT OF COMPANIES & ENTERPRISES | | | | | | | | | | |
| | Number of employees | 22 001 | 275 | 561 | 1 014 | 1 809 | 2 549 | 3 766 | 2 822 | 3 560 | 5 645 |
| | Payroll, annual (\$1,000)..... | 1 134 751 | 17 268 | 33 783 | 57 554 | 85 555 | 107 903 | 208 881 | 151 571 | 184 979 | 287 257 |
| 551 | Management of companies & enterprises | | | | | | | | | | |
| | Number of employees | 22 001 | 275 | 561 | 1 014 | 1 809 | 2 549 | 3 766 | 2 822 | 3 560 | 5 645 |
| | Payroll, annual (\$1,000)..... | 1 134 751 | 17 268 | 33 783 | 57 554 | 85 555 | 107 903 | 208 881 | 151 571 | 184 979 | 287 257 |
| 56 | ADMIN, SUPPORT, WASTE MGT, REMEDIATION SERVICES | | | | | | | | | | |
| | Number of employees | 62 223 | (D) | 3 790 | 4 259 | 8 525 | 6 828 | 15 292 | 11 959 | (D) | 5 724 |
| | Payroll, annual (\$1,000)..... | 1 231 595 | (D) | 88 477 | 96 979 | 183 294 | 128 325 | 249 986 | 235 530 | (D) | 147 217 |
| 561 | Administrative & support services | | | | | | | | | | |
| | Number of employees | 59 817 | (D) | (D) | 3 820 | 7 887 | 6 212 | 15 292 | 11 959 | (D) | 5 724 |
| | Payroll, annual (\$1,000)..... | 1 169 749 | (D) | (D) | 86 333 | 166 458 | 110 707 | 249 986 | 235 530 | (D) | 147 217 |
| 562 | Waste management & remediation services | | | | | | | | | | |
| | Number of employees | 2 406 | (D) | (D) | 439 | 638 | 616 | — | — | — | — |
| | Payroll, annual (\$1,000)..... | 61 846 | (D) | (D) | 10 646 | 16 836 | 17 618 | — | — | — | — |
| 61 | EDUCATIONAL SERVICES | | | | | | | | | | |
| | Number of employees | 32 458 | 466 | 625 | 1 054 | 2 526 | 2 680 | 4 211 | 3 518 | 6 901 | 10 477 |
| | Payroll, annual (\$1,000)..... | 546 273 | 10 607 | 8 014 | 14 694 | 40 130 | 45 896 | 76 811 | 86 132 | 91 708 | 172 281 |
| 611 | Educational services | | | | | | | | | | |
| | Number of employees | 32 458 | 466 | 625 | 1 054 | 2 526 | 2 680 | 4 211 | 3 518 | 6 901 | 10 477 |
| | Payroll, annual (\$1,000)..... | 546 273 | 10 607 | 8 014 | 14 694 | 40 130 | 45 896 | 76 811 | 86 132 | 91 708 | 172 281 |
| 62 | HEALTH CARE AND SOCIAL ASSISTANCE | | | | | | | | | | |
| | Number of employees | 181 023 | 6 251 | 9 986 | 13 305 | 23 400 | 29 511 | 34 531 | 15 279 | 8 574 | 40 186 |
| | Payroll, annual (\$1,000)..... | 4 861 147 | 219 522 | 291 817 | 454 950 | 634 452 | 598 067 | 754 477 | 398 212 | 289 891 | 1 219 759 |
| 621 | Ambulatory health care services | | | | | | | | | | |
| | Number of employees | 41 900 | (D) | 6 731 | 7 424 | 10 182 | 5 800 | 4 552 | (D) | (D) | — |
| | Payroll, annual (\$1,000)..... | 1 741 928 | (D) | 243 181 | 371 701 | 441 640 | 195 610 | 183 999 | (D) | (D) | — |
| 622 | Hospitals | | | | | | | | | | |
| | Number of employees | 65 586 | (D) | (D) | — | — | (D) | (D) | 8 046 | (D) | 40 186 |
| | Payroll, annual (\$1,000)..... | 1 938 578 | (D) | (D) | — | — | (D) | (D) | 231 692 | (D) | 1 219 759 |
| 623 | Nursing & residential care facilities | | | | | | | | | | |
| | Number of employees | 49 230 | (D) | (D) | 2 037 | 6 797 | 19 029 | 15 645 | 3 598 | (D) | — |
| | Payroll, annual (\$1,000)..... | 864 166 | (D) | (D) | 32 084 | 108 991 | 320 791 | 288 592 | 63 254 | (D) | — |
| 624 | Social assistance | | | | | | | | | | |
| | Number of employees | 24 307 | (D) | (D) | 3 844 | 6 421 | (D) | (D) | (D) | — | — |
| | Payroll, annual (\$1,000)..... | 316 475 | (D) | (D) | 51 165 | 83 821 | (D) | (D) | (D) | — | — |

See footnotes at end of table.

Table 3. The State—Employees and Annual Payroll by Employment-Size Class: 2001—Con.

[Excludes most government employees, railroad employees, and self-employed persons. Size class 1 to 4 includes establishments with payroll, but no employees, during mid-March pay period. (D) denotes figures withheld to avoid disclosing data for individual companies; the data are included in broader industry totals. For explanation of terms, abbreviations, and data reliability/comparability, see introductory text]

| NAICS code | Major group | Total | Employment-size class | | | | | | | | | |
|------------|---|-----------|-----------------------|---------|----------|----------|----------|------------|------------|------------|---------------|-----|
| | | | 1 to 4 | 5 to 9 | 10 to 19 | 20 to 49 | 50 to 99 | 100 to 249 | 250 to 499 | 500 to 999 | 1,000 or more | |
| 71 | ARTS, ENTERTAINMENT & RECREATION | | | | | | | | | | | |
| | Number of employees | 19 301 | 1 062 | 1 492 | 1 665 | 3 386 | 2 314 | (D) | (D) | (D) | (D) | (D) |
| | Payroll, annual (\$1,000) | 325 568 | 27 471 | 19 245 | 21 588 | 38 265 | 29 473 | (D) | (D) | (D) | (D) | (D) |
| 711 | Performing arts, spectator sports & related industries | | | | | | | | | | | |
| | Number of employees | 4 497 | 225 | (D) | 215 | (D) | (D) | (D) | (D) | (D) | (D) | (D) |
| | Payroll, annual (\$1,000) | 85 826 | 5 785 | (D) | 3 720 | (D) | (D) | (D) | (D) | (D) | (D) | (D) |
| 712 | Museums, historical sites & like institutions | | | | | | | | | | | |
| | Number of employees | 737 | 104 | (D) | 194 | (D) | (D) | — | — | — | — | — |
| | Payroll, annual (\$1,000) | 13 232 | 1 671 | (D) | 3 828 | (D) | (D) | — | — | — | — | — |
| 713 | Amusement, gambling & recreation industries | | | | | | | | | | | |
| | Number of employees | 14 067 | 733 | (D) | 1 256 | 2 941 | 1 837 | 1 119 | (D) | (D) | (D) | (D) |
| | Payroll, annual (\$1,000) | 226 510 | 20 015 | (D) | 14 040 | 32 082 | 23 738 | 14 791 | (D) | (D) | (D) | (D) |
| 72 | ACCOMMODATION & FOOD SERVICES | | | | | | | | | | | |
| | Number of employees | 102 977 | 3 805 | 7 243 | 17 922 | 40 292 | 19 257 | 8 416 | (D) | (D) | (D) | (D) |
| | Payroll, annual (\$1,000) | 1 003 054 | 57 553 | 55 728 | 147 562 | 352 771 | 177 478 | 97 915 | (D) | (D) | (D) | (D) |
| 721 | Accommodation | | | | | | | | | | | |
| | Number of employees | 15 895 | 479 | 577 | (D) | (D) | 1 935 | 3 519 | (D) | (D) | (D) | (D) |
| | Payroll, annual (\$1,000) | 238 751 | 8 831 | 6 673 | (D) | (D) | 22 082 | 50 608 | (D) | (D) | (D) | (D) |
| 722 | Food services & drinking places | | | | | | | | | | | |
| | Number of employees | 87 082 | 3 326 | 6 666 | (D) | (D) | 17 322 | 4 897 | (D) | (D) | — | — |
| | Payroll, annual (\$1,000) | 764 303 | 48 722 | 49 055 | (D) | (D) | 155 396 | 47 307 | (D) | (D) | — | — |
| 81 | OTHER SERVICES (EXCEPT PUBLIC ADMINISTRATION) | | | | | | | | | | | |
| | Number of employees | 53 502 | 12 195 | 12 805 | 10 558 | 8 487 | 4 775 | (D) | (D) | — | — | — |
| | Payroll, annual (\$1,000) | 881 214 | 191 990 | 206 510 | 176 831 | 156 239 | 70 863 | (D) | (D) | — | — | — |
| 811 | Repair & maintenance | | | | | | | | | | | |
| | Number of employees | 13 114 | 3 797 | 3 632 | 2 633 | (D) | (D) | (D) | — | — | — | — |
| | Payroll, annual (\$1,000) | 290 015 | 77 654 | 82 976 | 62 104 | (D) | (D) | (D) | — | — | — | — |
| 812 | Personal & laundry services | | | | | | | | | | | |
| | Number of employees | 11 798 | 2 460 | 2 804 | 2 827 | (D) | (D) | (D) | — | — | — | — |
| | Payroll, annual (\$1,000) | 199 093 | 40 255 | 45 145 | 44 427 | (D) | (D) | (D) | — | — | — | — |
| 813 | Religious, grantmaking, civic, prof & like organizations | | | | | | | | | | | |
| | Number of employees | 28 590 | 5 938 | 6 369 | 5 098 | 4 758 | 3 025 | (D) | (D) | — | — | — |
| | Payroll, annual (\$1,000) | 392 106 | 74 081 | 78 389 | 70 300 | 76 121 | 41 187 | (D) | (D) | — | — | — |
| 95 | AUXILIARIES (EXC CORPORATE, SUBSIDIARY & REGIONAL MGT) | | | | | | | | | | | |
| | Number of employees | 7 276 | (D) | (D) | (D) | (D) | 913 | 1 709 | 1 840 | (D) | — | — |
| | Payroll, annual (\$1,000) | 328 641 | (D) | (D) | (D) | (D) | 31 209 | 67 376 | 114 540 | (D) | — | — |
| 99 | UNCLASSIFIED ESTABLISHMENTS | | | | | | | | | | | |
| | Number of employees | (F) | (D) | (D) | (D) | (D) | — | — | — | — | — | — |
| | Payroll, annual (\$1,000) | (D) | (D) | (D) | (D) | (D) | — | — | — | — | — | — |

Note: Employment-size classes are indicated as follows: A—0 to 19; B—20 to 99; C—100 to 249; E—250 to 499; F—500 to 999; G—1,000 to 2,499; H—2,500 to 4,999; I—5,000 to 9,999; J—10,000 to 24,999; K—25,000 to 49,999; L—50,000 to 99,999; M—100,000 or more.

Table 4. The State—Establishments With 1,000 Employees or More by Major Group and Employment-Size Class: 2001

[Excludes most government employees, railroad employees, and self-employed persons. For explanation of terms, abbreviations, and data reliability/comparability, see introductory text]

| NAICS code | Major group | Total number of establishments | Number of establishments by employment-size class | | | |
|--------------|--|--------------------------------|---|----------------|----------------|---------------|
| | | | 1,000 to 1,499 | 1,500 to 2,499 | 2,500 to 4,999 | 5,000 or more |
| | Total | 82 | 43 | 24 | 12 | 3 |
| 31-33 | Manufacturing | 27 | 11 | 8 | 7 | 1 |
| 311 | Food mfg | 11 | 6 | 5 | — | — |
| 321 | Wood product mfg | 1 | — | — | 1 | — |
| 326 | Plastics & rubber products mfg | 1 | — | 1 | — | — |
| 331 | Primary metal mfg | 1 | — | — | 1 | — |
| 332 | Fabricated metal product mfg | 1 | 1 | — | — | — |
| 333 | Machinery mfg | 4 | 1 | 1 | 2 | — |
| 334 | Computer & electronic product mfg | 1 | — | — | — | 1 |
| 335 | Electrical equip, appliance & component mfg | 4 | 1 | 1 | 2 | — |
| 336 | Transportation equipment mfg | 1 | — | — | 1 | — |
| 337 | Furniture & related product mfg | 1 | 1 | — | — | — |
| 339 | Miscellaneous mfg | 1 | 1 | — | — | — |
| 48-49 | Transportation & warehousing | 4 | 1 | 2 | 1 | — |
| 484 | Truck transportation | 3 | 1 | 2 | — | — |
| 492 | Couriers & messengers | 1 | — | — | 1 | — |
| 51 | Information | 8 | 6 | 2 | — | — |
| 511 | Publishing industries | 2 | 2 | — | — | — |
| 513 | Broadcasting & telecommunications | 3 | 1 | 2 | — | — |
| 514 | Information & data processing services | 3 | 3 | — | — | — |
| 52 | Finance & insurance | 5 | 2 | 2 | — | 1 |
| 522 | Credit intermediation & related activities | 1 | — | 1 | — | — |
| 523 | Security, commodity contracts & like activity | 1 | 1 | — | — | — |
| 524 | Insurance carriers & related activities | 3 | 1 | 1 | — | 1 |
| 55 | Management of companies & enterprises | 3 | 2 | — | 1 | — |
| 551 | Management of companies & enterprises | 3 | 2 | — | 1 | — |
| 56 | Admin, support, waste mgt, remediation services | 3 | 1 | 2 | — | — |
| 561 | Administrative & support services | 3 | 1 | 2 | — | — |
| 61 | Educational services | 7 | 4 | 3 | — | — |
| 611 | Educational services | 7 | 4 | 3 | — | — |
| 62 | Health care and social assistance | 20 | 11 | 5 | 3 | 1 |
| 622 | Hospitals | 20 | 11 | 5 | 3 | 1 |
| 71 | Arts, entertainment & recreation | 3 | 3 | — | — | — |
| 711 | Performing arts, spectator sports & related industries | 2 | 2 | — | — | — |
| 713 | Amusement, gambling & recreation industries | 1 | 1 | — | — | — |
| 72 | Accommodation & food services | 2 | 2 | — | — | — |
| 721 | Accommodation | 2 | 2 | — | — | — |

Table 5. The State—Employees, Payroll, and Establishments by County: 2001 and 2000—Con.

[Excludes most government employees, railroad employees, and self-employed persons. (D) denotes figures withheld to avoid disclosing data for individual companies; the data are included in broader industry totals. For explanation of terms, abbreviations, and data reliability/comparability, see introductory text]

| County | 2001 | | | | 2000 | | | |
|------------------------|--------------------------|---|-------------------|---------------|--------------------------|---|-------------------|--------------|
| | Number of establishments | Number of employees for week including March 12 | Payroll (\$1,000) | | Number of establishments | Number of employees for week including March 12 | Payroll (\$1,000) | |
| | | | First quarter | Annual | | | First quarter | Annual |
| Warren | 763 | 7 510 | 31 218 | 138 788 | 779 | 7 579 | 31 452 | 136 983 |
| Washington | 683 | 5 783 | 29 299 | 126 942 | 709 | 5 892 | 28 677 | 122 522 |
| Wayne | 177 | 1 394 | 6 059 | 25 166 | 182 | 1 474 | 6 238 | 25 285 |
| Webster | 1 151 | 16 183 | 104 484 | 434 309 | 1 180 | 16 479 | 99 353 | 413 777 |
| Winnebago | 370 | 7 700 | 45 719 | 196 769 | 363 | 8 177 | 49 286 | 199 677 |
| Winneshiek | 618 | 10 155 | 46 441 | 218 468 | 623 | 10 024 | 44 846 | 206 905 |
| Woodbury | 2 906 | 47 646 | 285 749 | 1 177 975 | 2 932 | 47 549 | 276 660 | 1 168 366 |
| Worth | 182 | 1 313 | 6 463 | 26 549 | 180 | 1 475 | 6 943 | 26 153 |
| Wright | 429 | 4 812 | 25 490 | 106 938 | 453 | 5 088 | 26 454 | 112 115 |
| Statewide | 29 | 348 | 3 555 | 12 934 | 20 | 257 | 2 218 | 7 909 |

Note: Employment-size classes are indicated as follows: A—0 to 19; B—20 to 99; C—100 to 249; E—250 to 499; F—500 to 999; G—1,000 to 2,499; H—2,500 to 4,999; I—5,000 to 9,999; J—10,000 to 24,999; K—25,000 to 49,999; L—50,000 to 99,999; M—100,000 or more.

Table 6. Counties—Employees, Payroll, and Establishments by Industry: 2001

[Excludes most government employees, railroad employees, and self-employed persons. Size class 1 to 4 includes establishments with payroll, but no employees, during mid-March pay period. (D) denotes figures withheld to avoid disclosing data for individual companies; the data are included in broader industry totals. Detailed industries with 100 or more employees are shown if industry was not a (D). For explanation of terms, abbreviations, and data reliability/comparability, see introductory text]

| NAICS code | Industry | Number of employees for week including March 12 | Payroll (\$1,000) | | Total number of establishments | Number of establishments by employment-size class | | | | | | | | |
|--------------|--|---|-------------------|---------------|--------------------------------|---|-----------|-----------|-----------|----------|------------|------------|------------|---------------|
| | | | First quarter | Annual | | 1 to 4 | 5 to 9 | 10 to 19 | 20 to 49 | 50 to 99 | 100 to 249 | 250 to 499 | 500 to 999 | 1,000 or more |
| ADAIR | | | | | | | | | | | | | | |
| | Total | 2 165 | 11 007 | 48 189 | 219 | 133 | 38 | 27 | 13 | 6 | 1 | 1 | | |
| 11 | Forestry, fishing, hunting, and agriculture support | (A) | (D) | (D) | 2 | 2 | — | — | — | — | — | — | — | — |
| 21 | Mining | (A) | (D) | (D) | 2 | 1 | 1 | — | — | — | — | — | — | — |
| 22 | Utilities | (B) | (D) | (D) | 1 | — | — | — | 1 | — | — | — | — | — |
| 23 | Construction | 128 | 585 | 3 829 | 22 | 14 | 4 | 2 | 2 | — | — | — | — | — |
| 31-33 | Manufacturing | 571 | 4 001 | 17 031 | 5 | 1 | — | 2 | — | 1 | — | 1 | — | — |
| 327 | Nonmetallic mineral product mfg | (E) | (D) | (D) | 2 | 1 | — | — | — | — | — | 1 | — | — |
| 3272 | Glass & glass product mfg | (E) | (D) | (D) | 1 | — | — | — | — | — | — | 1 | — | — |
| 32721 | Glass & glass product mfg | (E) | (D) | (D) | 1 | — | — | — | — | — | — | 1 | — | — |
| 42 | Wholesale trade | 133 | 811 | 3 475 | 13 | 5 | 3 | 3 | 2 | — | — | — | — | — |
| 44-45 | Retail trade | 329 | 1 120 | 4 930 | 49 | 20 | 16 | 11 | 2 | — | — | — | — | — |
| 48-49 | Transportation & warehousing | 79 | 566 | 2 687 | 9 | 7 | — | 1 | — | 1 | — | — | — | — |
| 51 | Information | 28 | 77 | 294 | 5 | 3 | 1 | 1 | — | — | — | — | — | — |
| 52 | Finance & insurance | 82 | 600 | 2 444 | 11 | 4 | 4 | 2 | 1 | — | — | — | — | — |
| 53 | Real estate & rental & leasing | (A) | (D) | (D) | 2 | 1 | 1 | — | — | — | — | — | — | — |
| 54 | Professional, scientific & technical services | 37 | 157 | 766 | 13 | 11 | 2 | — | — | — | — | — | — | — |
| 55 | Management of companies & enterprises | (B) | (D) | (D) | 1 | — | — | — | 1 | — | — | — | — | — |
| 56 | Admin, support, waste mgt, remediation services | (A) | (D) | (D) | 5 | 5 | — | — | — | — | — | — | — | — |
| 61 | Educational services | (A) | (D) | (D) | 1 | 1 | — | — | — | — | — | — | — | — |
| 62 | Health care and social assistance | 441 | 1 726 | 7 178 | 26 | 17 | 2 | 2 | — | 4 | 1 | — | — | — |
| 622 | Hospitals | (C) | (D) | (D) | 1 | — | — | — | — | — | 1 | — | — | — |
| 6221 | General medical & surgical hospitals | (C) | (D) | (D) | 1 | — | — | — | — | — | 1 | — | — | — |
| 62211 | General medical & surgical hospitals | (C) | (D) | (D) | 1 | — | — | — | — | — | 1 | — | — | — |
| 623 | Nursing & residential care facilities | 261 | 961 | 3 954 | 4 | — | — | — | — | 4 | — | — | — | — |
| 6231 | Nursing care facilities | 261 | 961 | 3 954 | 4 | — | — | — | — | 4 | — | — | — | — |
| 62311 | Nursing care facilities | 261 | 961 | 3 954 | 4 | — | — | — | — | 4 | — | — | — | — |
| 623110 | Nursing care facilities | 261 | 961 | 3 954 | 4 | — | — | — | — | 4 | — | — | — | — |
| 71 | Arts, entertainment & recreation | (A) | (D) | (D) | 6 | 5 | — | 1 | — | — | — | — | — | — |
| 72 | Accommodation & food services | 142 | 243 | 1 176 | 16 | 9 | 2 | 2 | 3 | — | — | — | — | — |
| 722 | Food services & drinking places | 120 | 198 | 967 | 12 | 6 | 2 | 1 | 3 | — | — | — | — | — |
| 81 | Other services (except public administration) | 44 | 142 | 629 | 26 | 24 | 2 | — | — | — | — | — | — | — |
| 95 | Auxiliaries (exc corporate, subsidiary & regional mgt) | (B) | (D) | (D) | 1 | — | — | — | 1 | — | — | — | — | — |
| 99 | Unclassified establishments | 1 | 2 | 15 | 3 | 3 | — | — | — | — | — | — | — | — |
| ADAMS | | | | | | | | | | | | | | |
| | Total | 853 | 3 797 | 16 762 | 120 | 76 | 26 | 9 | 7 | 1 | 1 | | | |
| 21 | Mining | (A) | (D) | (D) | 2 | 1 | — | 1 | — | — | — | — | — | — |
| 22 | Utilities | (B) | (D) | (D) | 1 | — | — | — | 1 | — | — | — | — | — |
| 23 | Construction | 34 | 159 | 1 052 | 9 | 6 | 2 | 1 | — | — | — | — | — | — |
| 31-33 | Manufacturing | (B) | (D) | (D) | 6 | 3 | 2 | — | 1 | — | — | — | — | — |
| 42 | Wholesale trade | 45 | 229 | 913 | 8 | 4 | 2 | 2 | — | — | — | — | — | — |
| 44-45 | Retail trade | (C) | (D) | (D) | 26 | 12 | 11 | 2 | 1 | — | — | — | — | — |
| 48-49 | Transportation & warehousing | (A) | (D) | (D) | 4 | 4 | — | — | — | — | — | — | — | — |
| 51 | Information | (A) | (D) | (D) | 1 | 1 | — | — | — | — | — | — | — | — |
| 52 | Finance & insurance | 48 | 274 | 1 214 | 8 | 6 | 1 | — | 1 | — | — | — | — | — |
| 53 | Real estate & rental & leasing | (A) | (D) | (D) | 1 | 1 | — | — | — | — | — | — | — | — |
| 54 | Professional, scientific & technical services | (B) | (D) | (D) | 5 | 3 | 1 | 1 | — | — | — | — | — | — |
| 55 | Management of companies & enterprises | (A) | (D) | (D) | 1 | 1 | — | — | — | — | — | — | — | — |
| 56 | Admin, support, waste mgt, remediation services | (A) | (D) | (D) | 2 | 2 | — | — | — | — | — | — | — | — |
| 61 | Educational services | (A) | (D) | (D) | 1 | 1 | — | — | — | — | — | — | — | — |
| 62 | Health care and social assistance | 321 | 1 740 | 7 320 | 14 | 7 | 2 | 1 | 2 | 1 | 1 | — | — | — |
| 622 | Hospitals | (C) | (D) | (D) | 1 | — | — | — | — | — | 1 | — | — | — |
| 6221 | General medical & surgical hospitals | (C) | (D) | (D) | 1 | — | — | — | — | — | 1 | — | — | — |
| 62211 | General medical & surgical hospitals | (C) | (D) | (D) | 1 | — | — | — | — | — | 1 | — | — | — |
| 623 | Nursing & residential care facilities | (C) | (D) | (D) | 3 | — | — | — | 2 | 1 | — | — | — | — |
| 6232 | Residential mental retardation, health facil | (C) | (D) | (D) | 2 | — | — | — | 1 | 1 | — | — | — | — |
| 62321 | Residential mental retardation facilities | (C) | (D) | (D) | 2 | — | — | — | 1 | 1 | — | — | — | — |
| 71 | Arts, entertainment & recreation | 23 | 27 | 171 | 5 | 3 | 1 | 1 | — | — | — | — | — | — |
| 72 | Accommodation & food services | 50 | 63 | 290 | 9 | 6 | 2 | — | 1 | — | — | — | — | — |
| 81 | Other services (except public administration) | 41 | 100 | 420 | 16 | 14 | 2 | — | — | — | — | — | — | — |

See footnotes at end of table.

Table 6. Counties—Employees, Payroll, and Establishments by Industry: 2001—Con.

[Excludes most government employees, railroad employees, and self-employed persons. Size class 1 to 4 includes establishments with payroll, but no employees, during mid-March pay period. (D) denotes figures withheld to avoid disclosing data for individual companies; the data are included in broader industry totals. Detailed industries with 100 or more employees are shown if industry was not a (D). For explanation of terms, abbreviations, and data reliability/comparability, see introductory text]

| NAICS code | Industry | Number of employees for week including March 12 | Payroll (\$1,000) | | Total number of establishments | Number of establishments by employment-size class | | | | | | | | |
|-----------------------|---|---|-------------------|--------|--------------------------------|---|--------|----------|----------|----------|------------|------------|------------|---------------|
| | | | First quarter | Annual | | 1 to 4 | 5 to 9 | 10 to 19 | 20 to 49 | 50 to 99 | 100 to 249 | 250 to 499 | 500 to 999 | 1,000 or more |
| ALLAMAKEE—Con. | | | | | | | | | | | | | | |
| 72 | Accommodation & food services | 295 | 381 | 1 628 | 29 | 11 | 7 | 8 | 2 | 1 | — | — | — | — |
| 722 | Food services & drinking places | 266 | 313 | 1 245 | 25 | 9 | 7 | 6 | 2 | 1 | — | — | — | — |
| 81 | Other services (except public administration) | 203 | 566 | 2 366 | 53 | 41 | 8 | 3 | 1 | — | — | — | — | — |
| 813 | Religious, grantmaking, civic, prof & like organizations | 129 | 252 | 1 017 | 25 | 16 | 5 | 3 | 1 | — | — | — | — | — |
| 8131 | Religious organizations | 120 | 221 | 891 | 19 | 10 | 5 | 3 | 1 | — | — | — | — | — |
| 81311 | Religious organizations | 120 | 221 | 891 | 19 | 10 | 5 | 3 | 1 | — | — | — | — | — |
| 813110 | Religious organizations | 120 | 221 | 891 | 19 | 10 | 5 | 3 | 1 | — | — | — | — | — |
| 99 | Unclassified establishments | 1 | 1 | 14 | 5 | 5 | — | — | — | — | — | — | — | — |
| APPANOOSE | | | | | | | | | | | | | | |
| | Total | 3 760 | 20 167 | 77 949 | 314 | 178 | 68 | 35 | 20 | 7 | 4 | 2 | — | — |
| 11 | Forestry, fishing, hunting, and agriculture support | (A) | (D) | (D) | 2 | 1 | 1 | — | — | — | — | — | — | — |
| 21 | Mining | (B) | (D) | (D) | 3 | 1 | 1 | 1 | — | — | — | — | — | — |
| 22 | Utilities | (C) | (D) | (D) | 4 | — | — | 1 | 2 | 1 | — | — | — | — |
| 221 | Utilities | (C) | (D) | (D) | 4 | — | — | 1 | 2 | 1 | — | — | — | — |
| 23 | Construction | 70 | 297 | 1 781 | 24 | 17 | 7 | — | — | — | — | — | — | — |
| 31-33 | Manufacturing | 1 241 | 9 273 | 32 399 | 16 | 5 | 3 | 2 | 2 | 1 | 1 | 2 | — | — |
| 326 | Plastics & rubber products mfg | (F) | (D) | (D) | 2 | — | — | — | — | — | — | 2 | — | — |
| 3261 | Plastics product mfg | (F) | (D) | (D) | 2 | — | — | — | — | — | — | 2 | — | — |
| 32611 | Unsupported plastics film, sheet, & bag mfg .. | (E) | (D) | (D) | 1 | — | — | — | — | — | — | 1 | — | — |
| 32619 | Other plastics product mfg | (E) | (D) | (D) | 1 | — | — | — | — | — | — | 1 | — | — |
| 331 | Primary metal mfg | (C) | (D) | (D) | 3 | — | 1 | 1 | — | — | 1 | — | — | — |
| 3312 | Steel product mfg from purchased steel | (C) | (D) | (D) | 1 | — | — | — | — | — | 1 | — | — | — |
| 33122 | Rolling & drawing of purchased steel | (C) | (D) | (D) | 1 | — | — | — | — | — | 1 | — | — | — |
| 332 | Fabricated metal product mfg | (C) | (D) | (D) | 3 | 1 | — | — | 1 | 1 | — | — | — | — |
| 42 | Wholesale trade | 67 | 331 | 1 247 | 12 | 7 | 4 | 1 | — | — | — | — | — | — |
| 44-45 | Retail trade | 699 | 2 439 | 10 510 | 64 | 26 | 21 | 10 | 4 | 1 | 2 | — | — | — |
| 445 | Food & beverage stores | (C) | (D) | (D) | 7 | 2 | 3 | — | — | 1 | 1 | — | — | — |
| 4451 | Grocery stores | 198 | 588 | 2 627 | 6 | 1 | 3 | — | — | 1 | 1 | — | — | — |
| 44511 | Grocery (except convenience) stores | 198 | 588 | 2 627 | 6 | 1 | 3 | — | — | 1 | 1 | — | — | — |
| 445110 | Grocery (except convenience) stores | 198 | 588 | 2 627 | 6 | 1 | 3 | — | — | 1 | 1 | — | — | — |
| 452 | General merchandise stores | (C) | (D) | (D) | 3 | — | 2 | — | — | — | 1 | — | — | — |
| 4521 | Department stores | (C) | (D) | (D) | 1 | — | — | — | — | — | 1 | — | — | — |
| 45211 | Department stores | (C) | (D) | (D) | 1 | — | — | — | — | — | 1 | — | — | — |
| 48-49 | Transportation & warehousing | 114 | 628 | 2 720 | 22 | 13 | 6 | 2 | 1 | — | — | — | — | — |
| 484 | Truck transportation | 103 | 562 | 2 442 | 19 | 11 | 5 | 2 | 1 | — | — | — | — | — |
| 51 | Information | 45 | 207 | 842 | 9 | 7 | 1 | — | 1 | — | — | — | — | — |
| 52 | Finance & insurance | 117 | 750 | 2 986 | 22 | 16 | 3 | 2 | 1 | — | — | — | — | — |
| 53 | Real estate & rental & leasing | (B) | (D) | (D) | 7 | 5 | 1 | — | 1 | — | — | — | — | — |
| 54 | Professional, scientific & technical services | 59 | 227 | 1 044 | 19 | 14 | 4 | 1 | — | — | — | — | — | — |
| 56 | Admin, support, waste mgt, remediation services | 121 | 854 | 2 897 | 11 | 7 | 2 | — | 1 | 1 | — | — | — | — |
| 561 | Administrative & support services | (C) | (D) | (D) | 8 | 4 | 2 | — | 1 | 1 | — | — | — | — |
| 61 | Educational services | (A) | (D) | (D) | 2 | 1 | — | 1 | — | — | — | — | — | — |
| 62 | Health care and social assistance | 641 | 2 753 | 11 777 | 32 | 17 | 3 | 6 | 2 | 3 | 1 | — | — | — |
| 621 | Ambulatory health care services | 108 | 499 | 2 241 | 14 | 9 | 3 | 1 | 1 | — | — | — | — | — |
| 622 | Hospitals | (C) | (D) | (D) | 1 | — | — | — | — | — | 1 | — | — | — |
| 6221 | General medical & surgical hospitals | (C) | (D) | (D) | 1 | — | — | — | — | — | 1 | — | — | — |
| 62211 | General medical & surgical hospitals | (C) | (D) | (D) | 1 | — | — | — | — | — | 1 | — | — | — |
| 623 | Nursing & residential care facilities | 175 | 788 | 3 067 | 8 | 3 | — | 2 | 1 | 2 | — | — | — | — |
| 6231 | Nursing care facilities | 130 | 653 | 2 508 | 3 | — | — | 1 | — | 2 | — | — | — | — |
| 62311 | Nursing care facilities | 130 | 653 | 2 508 | 3 | — | — | 1 | — | 2 | — | — | — | — |
| 623110 | Nursing care facilities | 130 | 653 | 2 508 | 3 | — | — | 1 | — | 2 | — | — | — | — |
| 624 | Social assistance | (C) | (D) | (D) | 9 | 5 | — | 3 | — | 1 | — | — | — | — |
| 71 | Arts, entertainment & recreation | 10 | 35 | 293 | 3 | 2 | 1 | — | — | — | — | — | — | — |
| 72 | Accommodation & food services | 246 | 408 | 1 732 | 25 | 10 | 5 | 5 | 5 | — | — | — | — | — |
| 722 | Food services & drinking places | (C) | (D) | (D) | 23 | 10 | 4 | 4 | 5 | — | — | — | — | — |
| 7221 | Full-service restaurants | 128 | 228 | 858 | 10 | 3 | 2 | 2 | 3 | — | — | — | — | — |
| 72211 | Full-service restaurants | 128 | 228 | 858 | 10 | 3 | 2 | 2 | 3 | — | — | — | — | — |
| 722110 | Full-service restaurants | 128 | 228 | 858 | 10 | 3 | 2 | 2 | 3 | — | — | — | — | — |
| 81 | Other services (except public administration) | 112 | 309 | 1 299 | 32 | 24 | 5 | 3 | — | — | — | — | — | — |
| 95 | Auxiliaries (exc corporate, subsidiary & regional mgt) | (A) | (D) | (D) | 1 | 1 | — | — | — | — | — | — | — | — |
| 99 | Unclassified establishments | 4 | 10 | 80 | 4 | 4 | — | — | — | — | — | — | — | — |

See footnotes at end of table.

Table 6. Counties—Employees, Payroll, and Establishments by Industry: 2001—Con.

[Excludes most government employees, railroad employees, and self-employed persons. Size class 1 to 4 includes establishments with payroll, but no employees, during mid-March pay period. (D) denotes figures withheld to avoid disclosing data for individual companies; the data are included in broader industry totals. Detailed industries with 100 or more employees are shown if industry was not a (D). For explanation of terms, abbreviations, and data reliability/comparability, see introductory text]

| NAICS code | Industry | Number of employees for week including March 12 | Payroll (\$1,000) | | Total number of establishments | Number of establishments by employment-size class | | | | | | | | | |
|----------------|---|---|-------------------|----------------|--------------------------------|---|------------|-----------|-----------|----------|------------|------------|------------|---------------|--|
| | | | First quarter | Annual | | 1 to 4 | 5 to 9 | 10 to 19 | 20 to 49 | 50 to 99 | 100 to 249 | 250 to 499 | 500 to 999 | 1,000 or more | |
| AUDUBON | | | | | | | | | | | | | | | |
| | Total | 1 302 | 5 723 | 25 557 | 205 | 150 | 26 | 20 | 3 | 4 | 2 | - | - | - | |
| 21 | Mining | (A) | (D) | (D) | 1 | 1 | - | - | - | - | - | - | - | - | |
| 22 | Utilities | (A) | (D) | (D) | 1 | 1 | - | - | - | - | - | - | - | - | |
| 23 | Construction | 70 | 294 | 1 808 | 26 | 20 | 6 | - | - | - | - | - | - | - | |
| 31-33 | Manufacturing | 238 | 1 155 | 4 879 | 9 | 4 | 2 | 1 | - | 1 | 1 | - | - | - | |
| 333 | Machinery mfg | (C) | (D) | (D) | 2 | 1 | - | - | - | - | 1 | - | - | - | |
| 3334 | HVAC & commercial refrigeration equipment mfg | (C) | (D) | (D) | 1 | - | - | - | - | - | 1 | - | - | - | |
| 33341 | HVAC & commercial refrigeration equipment mfg | (C) | (D) | (D) | 1 | - | - | - | - | - | 1 | - | - | - | |
| 42 | Wholesale trade | 111 | 637 | 2 939 | 17 | 9 | 3 | 5 | - | - | - | - | - | - | |
| 44-45 | Retail trade | 224 | 807 | 3 856 | 27 | 16 | 3 | 6 | 1 | 1 | - | - | - | - | |
| 48-49 | Transportation & warehousing | 48 | 213 | 942 | 19 | 16 | 3 | - | - | - | - | - | - | - | |
| 51 | Information | (A) | (D) | (D) | 1 | 1 | - | - | - | - | - | - | - | - | |
| 52 | Finance & insurance | 60 | 413 | 1 636 | 12 | 9 | - | 3 | - | - | - | - | - | - | |
| 53 | Real estate & rental & leasing | (A) | (D) | (D) | 4 | 4 | - | - | - | - | - | - | - | - | |
| 54 | Professional, scientific & technical services | 56 | 379 | 1 581 | 14 | 11 | 2 | - | 1 | - | - | - | - | - | |
| 55 | Management of companies & enterprises | (A) | (D) | (D) | 1 | 1 | - | - | - | - | - | - | - | - | |
| 56 | Admin, support, waste mgt, remediation services | 13 | 48 | 311 | 8 | 8 | - | - | - | - | - | - | - | - | |
| 61 | Educational services | (A) | (D) | (D) | 1 | 1 | - | - | - | - | - | - | - | - | |
| 62 | Health care and social assistance | 288 | 1 291 | 5 442 | 12 | 5 | 3 | 1 | - | 2 | 1 | - | - | - | |
| 623 | Nursing & residential care facilities | (C) | (D) | (D) | 2 | - | - | - | - | 1 | 1 | - | - | - | |
| 6231 | Nursing care facilities | (C) | (D) | (D) | 2 | - | - | - | - | 1 | 1 | - | - | - | |
| 62311 | Nursing care facilities | (C) | (D) | (D) | 2 | - | - | - | - | 1 | 1 | - | - | - | |
| 71 | Arts, entertainment & recreation | (A) | (D) | (D) | 3 | 3 | - | - | - | - | - | - | - | - | |
| 72 | Accommodation & food services | 68 | 114 | 459 | 12 | 7 | 2 | 2 | 1 | - | - | - | - | - | |
| 81 | Other services (except public administration) | 101 | 260 | 1 190 | 34 | 30 | 2 | 2 | - | - | - | - | - | - | |
| 99 | Unclassified establishments | 1 | 2 | 9 | 3 | 3 | - | - | - | - | - | - | - | - | |
| BENTON | | | | | | | | | | | | | | | |
| | Total | 4 612 | 23 806 | 106 136 | 628 | 406 | 112 | 63 | 36 | 7 | 3 | 1 | - | - | |
| 11 | Forestry, fishing, hunting, and agriculture support | (A) | (D) | (D) | 4 | 4 | - | - | - | - | - | - | - | - | |
| 21 | Mining | (B) | (D) | (D) | 1 | - | - | - | 1 | - | - | - | - | - | |
| 22 | Utilities | (B) | (D) | (D) | 3 | 1 | 1 | 1 | - | - | - | - | - | - | |
| 23 | Construction | 357 | 1 928 | 11 285 | 92 | 73 | 11 | 5 | 3 | - | - | - | - | - | |
| 233 | Building, developing & general contracting | 149 | 793 | 3 657 | 32 | 25 | 4 | 2 | 1 | - | - | - | - | - | |
| 235 | Special trade contractors | 180 | 967 | 6 793 | 54 | 43 | 7 | 3 | 1 | - | - | - | - | - | |
| 31-33 | Manufacturing | 693 | 4 694 | 19 460 | 30 | 13 | 5 | 5 | 5 | 1 | - | 1 | - | - | |
| 321 | Wood product mfg | 119 | 813 | 3 515 | 5 | 2 | - | 1 | 1 | 1 | - | - | - | - | |
| 336 | Transportation equipment mfg | (E) | (D) | (D) | 1 | - | - | - | - | - | - | 1 | - | - | |
| 3363 | Motor vehicle parts mfg | (E) | (D) | (D) | 1 | - | - | - | - | - | - | 1 | - | - | |
| 33637 | Motor vehicle metal stamping | (E) | (D) | (D) | 1 | - | - | - | - | - | - | 1 | - | - | |
| 42 | Wholesale trade | 515 | 3 477 | 17 280 | 33 | 9 | 13 | 6 | 4 | - | 1 | - | - | - | |
| 422 | Wholesale trade, nondurable goods | 420 | 2 859 | 14 189 | 21 | 4 | 9 | 4 | 3 | - | 1 | - | - | - | |
| 4224 | Grocery & related product whse | (C) | (D) | (D) | 3 | 1 | 1 | - | - | - | 1 | - | - | - | |
| 42249 | Other grocery & related products whse | (C) | (D) | (D) | 1 | - | - | - | - | - | 1 | - | - | - | |
| 4225 | Farm product raw material whse | 138 | 894 | 4 194 | 13 | 2 | 7 | 2 | 2 | - | - | - | - | - | |
| 42251 | Grain & field bean whse | (C) | (D) | (D) | 12 | 2 | 6 | 2 | 2 | - | - | - | - | - | |
| 44-45 | Retail trade | 827 | 3 055 | 13 765 | 105 | 51 | 25 | 19 | 9 | 1 | - | - | - | - | |
| 441 | Motor vehicle & parts dealers | 146 | 774 | 3 629 | 17 | 5 | 4 | 8 | - | - | - | - | - | - | |
| 445 | Food & beverage stores | 143 | 469 | 1 956 | 8 | 2 | 3 | 1 | 1 | 1 | - | - | - | - | |
| 4451 | Grocery stores | 143 | 469 | 1 956 | 8 | 2 | 3 | 1 | 1 | 1 | - | - | - | - | |
| 44511 | Grocery (except convenience) stores | (C) | (D) | (D) | 7 | 2 | 2 | 1 | 1 | 1 | - | - | - | - | |
| 447 | Gasoline stations | 174 | 512 | 2 080 | 20 | 9 | 4 | 3 | 4 | - | - | - | - | - | |
| 4471 | Gasoline stations | 174 | 512 | 2 080 | 20 | 9 | 4 | 3 | 4 | - | - | - | - | - | |
| 44711 | Gasoline stations with convenience stores | 106 | 309 | 1 166 | 11 | 4 | 2 | 3 | 2 | - | - | - | - | - | |
| 447110 | Gasoline stations with convenience stores | 106 | 309 | 1 166 | 11 | 4 | 2 | 3 | 2 | - | - | - | - | - | |
| 48-49 | Transportation & warehousing | 214 | 1 450 | 5 934 | 42 | 38 | 3 | - | - | - | 1 | - | - | - | |
| 484 | Truck transportation | 205 | 1 372 | 5 727 | 37 | 33 | 3 | - | - | - | 1 | - | - | - | |
| 4841 | General freight trucking | (C) | (D) | (D) | 18 | 16 | 1 | - | - | - | 1 | - | - | - | |
| 48412 | General freight trucking, long-distance | (C) | (D) | (D) | 15 | 13 | 1 | - | - | - | 1 | - | - | - | |

See footnotes at end of table.

Table 6. Counties—Employees, Payroll, and Establishments by Industry: 2001—Con.

[Excludes most government employees, railroad employees, and self-employed persons. Size class 1 to 4 includes establishments with payroll, but no employees, during mid-March pay period. (D) denotes figures withheld to avoid disclosing data for individual companies; the data are included in broader industry totals. Detailed industries with 100 or more employees are shown if industry was not a (D). For explanation of terms, abbreviations, and data reliability/comparability, see introductory text]

| NAICS code | Industry | Number of employees for week including March 12 | Payroll (\$1,000) | | Total number of establishments | Number of establishments by employment-size class | | | | | | | | |
|--------------------|---|---|-------------------|------------------|--------------------------------|---|------------|------------|------------|------------|------------|------------|------------|---------------|
| | | | First quarter | Annual | | 1 to 4 | 5 to 9 | 10 to 19 | 20 to 49 | 50 to 99 | 100 to 249 | 250 to 499 | 500 to 999 | 1,000 or more |
| BENTON—Con. | | | | | | | | | | | | | | |
| 51 | Information | 172 | 1 264 | 5 260 | 15 | 6 | 4 | 2 | 2 | 1 | — | — | — | — |
| 513 | Broadcasting & telecommunications | (C) | (D) | (D) | 9 | 3 | 4 | — | 1 | 1 | — | — | — | — |
| 5133 | Telecommunications | (C) | (D) | (D) | 8 | 3 | 3 | — | 1 | 1 | — | — | — | — |
| 51331 | Wired telecommunications carriers | 112 | 979 | 4 037 | 6 | 1 | 3 | — | 1 | 1 | — | — | — | — |
| 513310 | Wired telecommunications carriers | 112 | 979 | 4 037 | 6 | 1 | 3 | — | 1 | 1 | — | — | — | — |
| 52 | Finance & insurance | 261 | 1 774 | 7 495 | 47 | 30 | 8 | 7 | 2 | — | — | — | — | — |
| 522 | Credit intermediation & related activities | (C) | (D) | (D) | 18 | 5 | 4 | 7 | 2 | — | — | — | — | — |
| 5221 | Depository credit intermediation | 185 | 1 298 | 5 347 | 17 | 4 | 4 | 7 | 2 | — | — | — | — | — |
| 52211 | Commercial banking | 185 | 1 298 | 5 347 | 17 | 4 | 4 | 7 | 2 | — | — | — | — | — |
| 522110 | Commercial banking | 185 | 1 298 | 5 347 | 17 | 4 | 4 | 7 | 2 | — | — | — | — | — |
| 53 | Real estate & rental & leasing | (B) | (D) | (D) | 14 | 11 | 1 | 2 | — | — | — | — | — | — |
| 54 | Professional, scientific & technical services | 94 | 435 | 1 827 | 33 | 26 | 4 | 3 | — | — | — | — | — | — |
| 56 | Admin, support, waste mgt, remediation services | 177 | 556 | 2 594 | 29 | 21 | 4 | 1 | 2 | 1 | — | — | — | — |
| 561 | Administrative & support services | 168 | 540 | 2 547 | 26 | 19 | 3 | 1 | 2 | 1 | — | — | — | — |
| 61 | Educational services | (B) | (D) | (D) | 1 | — | — | — | 1 | — | — | — | — | — |
| 62 | Health care and social assistance | 664 | 2 964 | 12 511 | 47 | 25 | 10 | 5 | 3 | 3 | 1 | — | — | — |
| 622 | Hospitals | (C) | (D) | (D) | 1 | — | — | — | — | — | 1 | — | — | — |
| 6221 | General medical & surgical hospitals | (C) | (D) | (D) | 1 | — | — | — | — | — | 1 | — | — | — |
| 62211 | General medical & surgical hospitals | (C) | (D) | (D) | 1 | — | — | — | — | — | 1 | — | — | — |
| 623 | Nursing & residential care facilities | (E) | (D) | (D) | 8 | 1 | 1 | 2 | 1 | 3 | — | — | — | — |
| 6231 | Nursing care facilities | 247 | 953 | 4 079 | 6 | 1 | 1 | 1 | — | 3 | — | — | — | — |
| 62311 | Nursing care facilities | 247 | 953 | 4 079 | 6 | 1 | 1 | 1 | — | 3 | — | — | — | — |
| 623110 | Nursing care facilities | 247 | 953 | 4 079 | 6 | 1 | 1 | 1 | — | 3 | — | — | — | — |
| 71 | Arts, entertainment & recreation | 37 | 88 | 471 | 7 | 5 | — | 2 | — | — | — | — | — | — |
| 72 | Accommodation & food services | 212 | 328 | 1 381 | 35 | 22 | 7 | 2 | 4 | — | — | — | — | — |
| 722 | Food services & drinking places | 208 | 317 | 1 327 | 31 | 18 | 7 | 2 | 4 | — | — | — | — | — |
| 7222 | Limited-service eating places | 105 | 145 | 647 | 13 | 6 | 5 | — | 2 | — | — | — | — | — |
| 72221 | Limited-service eating places | 105 | 145 | 647 | 13 | 6 | 5 | — | 2 | — | — | — | — | — |
| 81 | Other services (except public administration) | 240 | 996 | 3 406 | 77 | 60 | 14 | 3 | — | — | — | — | — | — |
| 813 | Religious, grantmaking, civic, prof & like organizations | 143 | 574 | 1 615 | 34 | 22 | 10 | 2 | — | — | — | — | — | — |
| 8131 | Religious organizations | 105 | 204 | 878 | 28 | 19 | 9 | — | — | — | — | — | — | — |
| 81311 | Religious organizations | 105 | 204 | 878 | 28 | 19 | 9 | — | — | — | — | — | — | — |
| 813110 | Religious organizations | 105 | 204 | 878 | 28 | 19 | 9 | — | — | — | — | — | — | — |
| 95 | Auxiliaries (exc corporate, subsidiary & regional mgt) | (A) | (D) | (D) | 1 | — | 1 | — | — | — | — | — | — | — |
| 99 | Unclassified establishments | 18 | 16 | 78 | 12 | 11 | 1 | — | — | — | — | — | — | — |
| BLACK HAWK | | | | | | | | | | | | | | |
| | Total | 60 268 | 395 914 | 1 619 097 | 3 152 | 1 449 | 654 | 508 | 326 | 128 | 63 | 13 | 6 | 5 |
| 11 | Forestry, fishing, hunting, and agriculture support | 11 | 139 | 472 | 4 | 3 | 1 | — | — | — | — | — | — | — |
| 21 | Mining | (B) | (D) | (D) | 3 | — | — | 2 | 1 | — | — | — | — | — |
| 22 | Utilities | (C) | (D) | (D) | 4 | 2 | — | 1 | — | — | 1 | — | — | — |
| 221 | Utilities | (C) | (D) | (D) | 4 | 2 | — | 1 | — | — | 1 | — | — | — |
| 2211 | Elec pwr generation, transmsn & distribution .. | (C) | (D) | (D) | 3 | 1 | — | 1 | — | — | 1 | — | — | — |
| 22112 | Electric pwr transmsn, control & distribution .. | (C) | (D) | (D) | 3 | 1 | — | 1 | — | — | 1 | — | — | — |
| 23 | Construction | 2 514 | 18 397 | 85 122 | 284 | 157 | 56 | 40 | 22 | 7 | 2 | — | — | — |
| 233 | Building, developing & general contracting | 659 | 4 455 | 19 638 | 86 | 53 | 12 | 14 | 4 | 3 | — | — | — | — |
| 2332 | Residential building construction | (E) | (D) | (D) | 62 | 44 | 10 | 7 | 1 | — | — | — | — | — |
| 23321 | Single-family housing construction | 290 | 1 458 | 6 901 | 57 | 39 | 10 | 7 | 1 | — | — | — | — | — |
| 233210 | Single-family housing construction | 290 | 1 458 | 6 901 | 57 | 39 | 10 | 7 | 1 | — | — | — | — | — |
| 2333 | Nonresidential building construction | 363 | 2 988 | 12 613 | 23 | 8 | 2 | 7 | 3 | 3 | — | — | — | — |
| 23332 | Commercial & institutional bldg construction .. | 319 | 2 715 | 11 464 | 19 | 7 | 2 | 5 | 2 | 3 | — | — | — | — |
| 233320 | Commercial & institutional bldg construction .. | 319 | 2 715 | 11 464 | 19 | 7 | 2 | 5 | 2 | 3 | — | — | — | — |
| 234 | Heavy construction | 354 | 2 169 | 16 290 | 23 | 10 | 3 | 4 | 4 | 2 | — | — | — | — |
| 2341 | Highway, street, bridge & tunnel construction ... | 180 | 1 360 | 11 003 | 11 | 5 | — | 2 | 3 | 1 | — | — | — | — |
| 23411 | Highway & street construction | 180 | 1 360 | 11 003 | 11 | 5 | — | 2 | 3 | 1 | — | — | — | — |
| 234110 | Highway & street construction | 180 | 1 360 | 11 003 | 11 | 5 | — | 2 | 3 | 1 | — | — | — | — |
| 2349 | Other heavy construction | 174 | 809 | 5 287 | 12 | 5 | 3 | 2 | 1 | 1 | — | — | — | — |
| 23491 | Water, sewer & pipeline construction | 150 | 648 | 4 375 | 7 | 2 | 2 | 1 | 1 | 1 | — | — | — | — |
| 234910 | Water, sewer & pipeline construction | 150 | 648 | 4 375 | 7 | 2 | 2 | 1 | 1 | 1 | — | — | — | — |

See footnotes at end of table.

Table 6. Counties—Employees, Payroll, and Establishments by Industry: 2001—Con.

[Excludes most government employees, railroad employees, and self-employed persons. Size class 1 to 4 includes establishments with payroll, but no employees, during mid-March pay period. (D) denotes figures withheld to avoid disclosing data for individual companies; the data are included in broader industry totals. Detailed industries with 100 or more employees are shown if industry was not a (D). For explanation of terms, abbreviations, and data reliability/comparability, see introductory text]

| NAICS code | Industry | Number of employees for week including March 12 | Payroll (\$1,000) | | Total number of establishments | Number of establishments by employment-size class | | | | | | | | | | |
|------------|---|---|-------------------|---------------|--------------------------------|---|-----------|-----------|-----------|-----------|------------|------------|------------|---------------|---|---|
| | | | First quarter | Annual | | 1 to 4 | 5 to 9 | 10 to 19 | 20 to 49 | 50 to 99 | 100 to 249 | 250 to 499 | 500 to 999 | 1,000 or more | | |
| 62 | BLACK HAWK—Con. | | | | | | | | | | | | | | | |
| | Health care and social assistance—Con. | | | | | | | | | | | | | | | |
| 622 | Hospitals | (H) | (D) | (D) | 3 | — | — | — | — | — | — | — | — | 1 | — | 2 |
| 6221 | General medical & surgical hospitals | (H) | (D) | (D) | 3 | — | — | — | — | — | — | — | — | 1 | — | 2 |
| 62211 | General medical & surgical hospitals | (H) | (D) | (D) | 3 | — | — | — | — | — | — | — | — | 1 | — | 2 |
| 623 | Nursing & residential care facilities | 1 678 | 7 202 | 29 156 | 59 | 16 | 20 | 9 | 6 | 2 | 6 | — | — | — | — | — |
| 6231 | Nursing care facilities | 1 259 | 5 672 | 23 103 | 10 | — | — | — | 2 | 2 | 6 | — | — | — | — | — |
| 62311 | Nursing care facilities | 1 259 | 5 672 | 23 103 | 10 | — | — | — | 2 | 2 | 6 | — | — | — | — | — |
| 623110 | Nursing care facilities | 1 259 | 5 672 | 23 103 | 10 | — | — | — | 2 | 2 | 6 | — | — | — | — | — |
| 6232 | Residential mental retardation, health facil | 178 | 628 | 2 338 | 19 | 5 | 6 | 7 | 1 | — | — | — | — | — | — | — |
| 62321 | Residential mental retardation facilities | (C) | (D) | (D) | 9 | — | 1 | 7 | 1 | — | — | — | — | — | — | — |
| 6233 | Community care facilities for the elderly | 180 | 613 | 2 609 | 24 | 9 | 12 | 1 | 2 | — | — | — | — | — | — | — |
| 62331 | Community care facilities for the elderly | 180 | 613 | 2 609 | 24 | 9 | 12 | 1 | 2 | — | — | — | — | — | — | — |
| 624 | Social assistance | (G) | (D) | (D) | 76 | 27 | 14 | 13 | 16 | 2 | 2 | 2 | — | — | — | — |
| 6241 | Individual & family services | 945 | 4 047 | 16 152 | 36 | 11 | 10 | 3 | 7 | 2 | 2 | 1 | — | — | — | — |
| 62412 | Services for elderly & disabled persons | 471 | 2 090 | 8 005 | 10 | 2 | 3 | 1 | 2 | — | 1 | 1 | — | — | — | — |
| 624120 | Services for elderly & disabled persons | 471 | 2 090 | 8 005 | 10 | 2 | 3 | 1 | 2 | — | 1 | 1 | — | — | — | — |
| 62419 | Other individual & family services | 451 | 1 860 | 7 810 | 22 | 7 | 6 | 1 | 5 | 2 | 1 | — | — | — | — | — |
| 624190 | Other individual & family services | 451 | 1 860 | 7 810 | 22 | 7 | 6 | 1 | 5 | 2 | 1 | — | — | — | — | — |
| 6243 | Vocational rehabilitation services | (E) | (D) | (D) | 2 | 1 | — | — | — | — | — | — | — | 1 | — | — |
| 62431 | Vocational rehabilitation services | (E) | (D) | (D) | 2 | 1 | — | — | — | — | — | — | — | 1 | — | — |
| 6244 | Child day care services | (E) | (D) | (D) | 33 | 12 | 4 | 9 | 8 | — | — | — | — | — | — | — |
| 62441 | Child day care services | (E) | (D) | (D) | 33 | 12 | 4 | 9 | 8 | — | — | — | — | — | — | — |
| 71 | Arts, entertainment & recreation | 513 | 1 578 | 7 035 | 46 | 25 | 7 | 5 | 7 | 2 | — | — | — | — | — | — |
| 711 | Performing arts, spectator sports & related industries | 155 | 586 | 2 393 | 12 | 8 | 2 | — | 1 | 1 | — | — | — | — | — | — |
| 713 | Amusement, gambling & recreation industries | 326 | 813 | 3 949 | 30 | 14 | 5 | 5 | 5 | 1 | — | — | — | — | — | — |
| 7139 | Other amusement & recreation industries | 294 | 774 | 3 643 | 27 | 13 | 4 | 5 | 4 | 1 | — | — | — | — | — | — |
| 71395 | Bowling centers | 119 | 230 | 859 | 5 | — | — | 3 | 1 | 1 | — | — | — | — | — | — |
| 713950 | Bowling centers | 119 | 230 | 859 | 5 | — | — | 3 | 1 | 1 | — | — | — | — | — | — |
| 72 | Accommodation & food services | 5 399 | 10 887 | 46 079 | 271 | 85 | 43 | 54 | 60 | 23 | 6 | — | — | — | — | — |
| 721 | Accommodation | 535 | 1 326 | 5 510 | 27 | 7 | 3 | 10 | 5 | 1 | 1 | — | — | — | — | — |
| 7211 | Traveler accommodation | (F) | (D) | (D) | 26 | 7 | 2 | 10 | 5 | 1 | 1 | — | — | — | — | — |
| 72111 | Hotels (exc casino hotels) & motels | (F) | (D) | (D) | 26 | 7 | 2 | 10 | 5 | 1 | 1 | — | — | — | — | — |
| 722 | Food services & drinking places | 4 864 | 9 561 | 40 569 | 244 | 78 | 40 | 44 | 55 | 22 | 5 | — | — | — | — | — |
| 7221 | Full-service restaurants | 2 350 | 4 780 | 20 105 | 89 | 23 | 9 | 16 | 27 | 11 | 3 | — | — | — | — | — |
| 72211 | Full-service restaurants | 2 350 | 4 780 | 20 105 | 89 | 23 | 9 | 16 | 27 | 11 | 3 | — | — | — | — | — |
| 722110 | Full-service restaurants | 2 350 | 4 780 | 20 105 | 89 | 23 | 9 | 16 | 27 | 11 | 3 | — | — | — | — | — |
| 7222 | Limited-service eating places | 1 713 | 3 264 | 14 089 | 81 | 15 | 14 | 20 | 23 | 9 | — | — | — | — | — | — |
| 72221 | Limited-service eating places | 1 713 | 3 264 | 14 089 | 81 | 15 | 14 | 20 | 23 | 9 | — | — | — | — | — | — |
| 722211 | Limited-service eating places | 1 511 | 2 912 | 12 497 | 65 | 9 | 9 | 17 | 23 | 7 | — | — | — | — | — | — |
| 7223 | Special food services | 301 | 703 | 2 990 | 16 | 7 | 3 | 2 | 2 | 1 | 1 | — | — | — | — | — |
| 72231 | Food service contractors | 264 | 651 | 2 753 | 12 | 5 | 2 | 2 | 1 | 1 | 1 | — | — | — | — | — |
| 722310 | Food service contractors | 264 | 651 | 2 753 | 12 | 5 | 2 | 2 | 1 | 1 | 1 | — | — | — | — | — |
| 7224 | Drinking places (alcoholic beverages) | 500 | 814 | 3 385 | 58 | 33 | 14 | 6 | 3 | 1 | 1 | — | — | — | — | — |
| 72241 | Drinking places (alcoholic beverages) | 500 | 814 | 3 385 | 58 | 33 | 14 | 6 | 3 | 1 | 1 | — | — | — | — | — |
| 722410 | Drinking places (alcoholic beverages) | 500 | 814 | 3 385 | 58 | 33 | 14 | 6 | 3 | 1 | 1 | — | — | — | — | — |
| 81 | Other services (except public administration) | 3 220 | 11 659 | 49 207 | 379 | 221 | 83 | 44 | 19 | 7 | 5 | — | — | — | — | — |
| 811 | Repair & maintenance | 586 | 2 651 | 10 813 | 100 | 64 | 20 | 10 | 5 | 1 | — | — | — | — | — | — |
| 8111 | Automotive repair & maintenance | 484 | 2 155 | 8 569 | 78 | 49 | 17 | 7 | 4 | 1 | — | — | — | — | — | — |
| 81111 | Automotive mechanical & electrical R&M | 185 | 955 | 3 764 | 47 | 34 | 7 | 6 | — | — | — | — | — | — | — | — |
| 81112 | Automotive body, paint, interior & glass repair | 126 | 869 | 3 485 | 20 | 10 | 8 | — | 2 | — | — | — | — | — | — | — |
| 811121 | Automotive body, paint & interior R&M | 114 | 796 | 3 142 | 17 | 8 | 7 | — | 2 | — | — | — | — | — | — | — |
| 81119 | Other automotive R&M | 173 | 331 | 1 320 | 11 | 5 | 2 | 1 | 2 | 1 | — | — | — | — | — | — |
| 812 | Personal & laundry services | 969 | 4 539 | 20 222 | 97 | 57 | 18 | 14 | 4 | 1 | 3 | — | — | — | — | — |
| 8121 | Personal care services | 281 | 841 | 3 528 | 50 | 28 | 10 | 10 | 2 | — | — | — | — | — | — | — |
| 81211 | Hair, nail & skin care services | 218 | 743 | 3 130 | 41 | 23 | 9 | 8 | 1 | — | — | — | — | — | — | — |
| 812112 | Beauty salons | 197 | 675 | 2 854 | 35 | 19 | 8 | 7 | 1 | — | — | — | — | — | — | — |
| 8123 | Drycleaning & laundry services | 288 | 1 174 | 5 412 | 13 | 7 | 2 | 1 | 1 | 1 | 1 | — | — | — | — | — |
| 81232 | Drycleaning & laundry services (exc coin-op) | (C) | (D) | (D) | 6 | 3 | — | 1 | 1 | 1 | — | — | — | — | — | — |
| 81233 | Linen & uniform supply | (C) | (D) | (D) | 2 | — | 1 | — | — | — | 1 | — | — | — | — | — |
| 8129 | Other personal services | 302 | 1 888 | 8 741 | 11 | 7 | — | 1 | 1 | — | 2 | — | — | — | — | — |
| 81292 | Photofinishing | (E) | (D) | (D) | 6 | 3 | — | 1 | — | — | 2 | — | — | — | — | — |
| 813 | Religious, grantmaking, civic, prof & like organizations | 1 665 | 4 469 | 18 172 | 182 | 100 | 45 | 20 | 10 | 5 | 2 | — | — | — | — | — |
| 8131 | Religious organizations | 989 | 2 588 | 10 506 | 113 | 63 | 27 | 13 | 6 | 3 | 1 | — | — | — | — | — |
| 81311 | Religious organizations | 989 | 2 588 | 10 506 | 113 | 63 | 27 | 13 | 6 | 3 | 1 | — | — | — | — | — |
| 813110 | Religious organizations | 989 | 2 588 | 10 506 | 113 | 63 | 27 | 13 | 6 | 3 | 1 | — | — | — | — | — |
| 8134 | Civic & social organizations | 414 | 785 | 3 395 | 25 | 11 | 4 | 4 | 4 | 1 | 1 | — | — | — | — | — |
| 81341 | Civic & social organizations | 414 | 785 | 3 395 | 25 | 11 | 4 | 4 | 4 | 1 | 1 | — | — | — | — | — |
| 813410 | Civic & social organizations | 414 | 785 | 3 395 | 25 | 11 | 4 | 4 | 4 | 1 | 1 | — | — | — | — | — |
| 8139 | Business, labor, political, like organizations | 141 | 519 | 2 002 | 35 | 21 | 12 | 2 | — | — | — | — | — | — | — | — |
| 95 | Auxiliaries (exc corporate, subsidiary & regional mgt) | (F) | (D) | (D) | 6 | — | — | 3 | 2 | — | — | — | — | 1 | — | — |
| 99 | Unclassified establishments | 32 | 61 | 242 | 17 | 14 | 2 | 1 | — | — | — | — | — | — | — | — |

See footnotes at end of table.

Table 6. Counties—Employees, Payroll, and Establishments by Industry: 2001—Con.

[Excludes most government employees, railroad employees, and self-employed persons. Size class 1 to 4 includes establishments with payroll, but no employees, during mid-March pay period. (D) denotes figures withheld to avoid disclosing data for individual companies; the data are included in broader industry totals. Detailed industries with 100 or more employees are shown if industry was not a (D). For explanation of terms, abbreviations, and data reliability/comparability, see introductory text]

| NAICS code | Industry | Number of employees for week including March 12 | Payroll (\$1,000) | | Total number of establishments | Number of establishments by employment-size class | | | | | | | | | |
|------------|--|---|-------------------|----------------|--------------------------------|---|------------|-----------|-----------|-----------|------------|------------|------------|---------------|----------|
| | | | First quarter | Annual | | 1 to 4 | 5 to 9 | 10 to 19 | 20 to 49 | 50 to 99 | 100 to 249 | 250 to 499 | 500 to 999 | 1,000 or more | |
| | BOONE | | | | | | | | | | | | | | |
| | Total | 6 915 | 41 894 | 171 306 | 573 | 328 | 106 | 78 | 36 | 14 | 7 | 3 | 1 | — | — |
| 11 | Forestry, fishing, hunting, and agriculture support | (A) | (D) | (D) | 2 | 2 | — | — | — | — | — | — | — | — | — |
| 21 | Mining | (A) | (D) | (D) | 2 | 2 | — | — | — | — | — | — | — | — | — |
| 22 | Utilities | (B) | (D) | (D) | 4 | 2 | 1 | — | — | 1 | — | — | — | — | — |
| 23 | Construction | 370 | 2 439 | 12 064 | 76 | 52 | 11 | 9 | 4 | — | — | — | — | — | — |
| 235 | Special trade contractors | 246 | 1 636 | 8 376 | 45 | 30 | 6 | 5 | 4 | — | — | — | — | — | — |
| 31-33 | Manufacturing | 842 | 6 095 | 24 856 | 31 | 15 | 2 | 4 | 4 | 4 | 2 | — | — | — | — |
| 311 | Food mfg | (C) | (D) | (D) | 3 | 1 | — | 1 | — | 1 | — | — | — | — | — |
| 322 | Paper mfg | (C) | (D) | (D) | 2 | — | — | — | 1 | 1 | — | — | — | — | — |
| 3222 | Converted paper product mfg | (C) | (D) | (D) | 2 | — | — | — | 1 | 1 | — | — | — | — | — |
| 332 | Fabricated metal product mfg | (C) | (D) | (D) | 4 | 2 | — | — | 1 | — | 1 | — | — | — | — |
| 3329 | Other fabricated metal product mfg | (C) | (D) | (D) | 1 | — | — | — | — | — | 1 | — | — | — | — |
| 33291 | Metal valve mfg | (C) | (D) | (D) | 1 | — | — | — | — | — | 1 | — | — | — | — |
| 333 | Machinery mfg | (C) | (D) | (D) | 2 | — | 1 | — | — | — | 1 | — | — | — | — |
| 3332 | Industrial machinery mfg | (C) | (D) | (D) | 1 | — | — | — | — | — | 1 | — | — | — | — |
| 33329 | Other industrial machinery mfg | (C) | (D) | (D) | 1 | — | — | — | — | — | 1 | — | — | — | — |
| 42 | Wholesale trade | 308 | 1 760 | 7 540 | 24 | 6 | 6 | 8 | 3 | 1 | — | — | — | — | — |
| 421 | Wholesale trade, durable goods | 186 | 1 054 | 4 136 | 11 | 1 | 4 | 4 | 1 | 1 | — | — | — | — | — |
| 422 | Wholesale trade, nondurable goods | 122 | 706 | 3 404 | 13 | 5 | 2 | 4 | 2 | — | — | — | — | — | — |
| 44-45 | Retail trade | 1 080 | 4 459 | 19 137 | 90 | 37 | 26 | 18 | 3 | 4 | 2 | — | — | — | — |
| 441 | Motor vehicle & parts dealers | 155 | 1 014 | 4 742 | 10 | 2 | 4 | 2 | 1 | 1 | — | — | — | — | — |
| 4411 | Automobile dealers | 118 | 818 | 3 894 | 3 | — | — | 1 | 1 | 1 | — | — | — | — | — |
| 44111 | New car dealers | (C) | (D) | (D) | 2 | — | — | — | 1 | 1 | — | — | — | — | — |
| 445 | Food & beverage stores | (E) | (D) | (D) | 7 | 3 | — | — | 1 | 2 | 1 | — | — | — | — |
| 4451 | Grocery stores | 285 | 931 | 3 849 | 5 | 1 | — | — | 1 | 2 | 1 | — | — | — | — |
| 44511 | Grocery (except convenience) stores | 285 | 931 | 3 849 | 5 | 1 | — | — | 1 | 2 | 1 | — | — | — | — |
| 445110 | Grocery (except convenience) stores | 285 | 931 | 3 849 | 5 | 1 | — | — | 1 | 2 | 1 | — | — | — | — |
| 447 | Gasoline stations | 152 | 468 | 1 674 | 15 | 3 | 3 | 8 | 1 | — | — | — | — | — | — |
| 4471 | Gasoline stations | 152 | 468 | 1 674 | 15 | 3 | 3 | 8 | 1 | — | — | — | — | — | — |
| 44711 | Gasoline stations with convenience stores | 136 | 395 | 1 420 | 11 | 1 | 1 | 8 | 1 | — | — | — | — | — | — |
| 447110 | Gasoline stations with convenience stores | 136 | 395 | 1 420 | 11 | 1 | 1 | 8 | 1 | — | — | — | — | — | — |
| 452 | General merchandise stores | (C) | (D) | (D) | 4 | 1 | 2 | — | — | — | 1 | — | — | — | — |
| 4521 | Department stores | (C) | (D) | (D) | 1 | — | — | — | — | — | 1 | — | — | — | — |
| 45211 | Department stores | (C) | (D) | (D) | 1 | — | — | — | — | — | 1 | — | — | — | — |
| 48-49 | Transportation & warehousing | 232 | 1 647 | 6 367 | 26 | 13 | 6 | 4 | 2 | 1 | — | — | — | — | — |
| 484 | Truck transportation | 165 | 1 046 | 4 379 | 20 | 11 | 5 | 3 | — | 1 | — | — | — | — | — |
| 4841 | General freight trucking | 139 | 876 | 3 672 | 13 | 7 | 3 | 2 | — | 1 | — | — | — | — | — |
| 48412 | General freight trucking, long-distance | 105 | 636 | 2 666 | 9 | 7 | — | 1 | — | 1 | — | — | — | — | — |
| 51 | Information | 411 | 2 597 | 7 842 | 15 | 7 | 5 | 1 | 1 | — | — | 1 | — | — | — |
| 514 | Information & data processing services | (E) | (D) | (D) | 2 | 1 | — | — | — | — | — | 1 | — | — | — |
| 5142 | Data processing services | (E) | (D) | (D) | 1 | — | — | — | — | — | — | 1 | — | — | — |
| 51421 | Data processing services | (E) | (D) | (D) | 1 | — | — | — | — | — | — | 1 | — | — | — |
| 52 | Finance & insurance | 217 | 1 373 | 5 716 | 41 | 29 | 6 | 2 | 4 | — | — | — | — | — | — |
| 522 | Credit intermediation & related activities | 137 | 962 | 3 983 | 11 | 4 | 1 | 2 | 4 | — | — | — | — | — | — |
| 5221 | Depository credit intermediation | 137 | 962 | 3 983 | 11 | 4 | 1 | 2 | 4 | — | — | — | — | — | — |
| 52211 | Commercial banking | (C) | (D) | (D) | 8 | 3 | 1 | — | 4 | — | — | — | — | — | — |
| 53 | Real estate & rental & leasing | (B) | (D) | (D) | 10 | 9 | — | 1 | — | — | — | — | — | — | — |
| 54 | Professional, scientific & technical services | 121 | 942 | 3 194 | 32 | 23 | 6 | 3 | — | — | — | — | — | — | — |
| 541 | Professional, scientific & technical services | 121 | 942 | 3 194 | 32 | 23 | 6 | 3 | — | — | — | — | — | — | — |
| 56 | Admin, support, waste mgt, remediation services | 103 | 808 | 3 017 | 20 | 14 | 2 | 2 | 2 | — | — | — | — | — | — |
| 61 | Educational services | 30 | 51 | 192 | 3 | — | 2 | 1 | — | — | — | — | — | — | — |
| 62 | Health care and social assistance | 1 789 | 11 578 | 48 412 | 51 | 23 | 11 | 7 | 3 | 2 | 3 | 1 | 1 | — | — |
| 621 | Ambulatory health care services | 194 | 1 419 | 6 311 | 30 | 16 | 9 | 3 | 2 | — | — | — | — | — | — |
| 6211 | Offices of physicians | 109 | 918 | 4 173 | 10 | 4 | 3 | 1 | 2 | — | — | — | — | — | — |
| 62111 | Offices of physicians | 109 | 918 | 4 173 | 10 | 4 | 3 | 1 | 2 | — | — | — | — | — | — |
| 621111 | Offices of physicians (exc mental health) | 109 | 918 | 4 173 | 10 | 4 | 3 | 1 | 2 | — | — | — | — | — | — |
| 622 | Hospitals | (F) | (D) | (D) | 2 | — | — | — | — | — | — | 1 | 1 | — | — |
| 6221 | General medical & surgical hospitals | (E) | (D) | (D) | 1 | — | — | — | — | — | — | 1 | — | — | — |
| 62211 | General medical & surgical hospitals | (E) | (D) | (D) | 1 | — | — | — | — | — | — | 1 | — | — | — |
| 6223 | Other specialty hospitals | (F) | (D) | (D) | 1 | — | — | — | — | — | — | — | 1 | — | — |
| 62231 | Other specialty hospitals | (F) | (D) | (D) | 1 | — | — | — | — | — | — | — | 1 | — | — |
| 623 | Nursing & residential care facilities | 540 | 2 341 | 8 830 | 7 | 1 | — | 1 | 1 | 1 | 3 | — | — | — | — |
| 6231 | Nursing care facilities | 364 | 1 633 | 6 412 | 3 | — | — | — | — | 1 | 2 | — | — | — | — |
| 62311 | Nursing care facilities | 364 | 1 633 | 6 412 | 3 | — | — | — | — | 1 | 2 | — | — | — | — |
| 623110 | Nursing care facilities | 364 | 1 633 | 6 412 | 3 | — | — | — | — | 1 | 2 | — | — | — | — |
| 6233 | Community care facilities for the elderly | (C) | (D) | (D) | 3 | 1 | — | — | 1 | — | 1 | — | — | — | — |
| 62331 | Community care facilities for the elderly | (C) | (D) | (D) | 3 | 1 | — | — | 1 | — | 1 | — | — | — | — |
| 624 | Social assistance | (C) | (D) | (D) | 12 | 6 | 2 | 3 | — | 1 | — | — | — | — | — |

See footnotes at end of table.

Table 6. Counties—Employees, Payroll, and Establishments by Industry: 2001—Con.

[Excludes most government employees, railroad employees, and self-employed persons. Size class 1 to 4 includes establishments with payroll, but no employees, during mid-March pay period. (D) denotes figures withheld to avoid disclosing data for individual companies; the data are included in broader industry totals. Detailed industries with 100 or more employees are shown if industry was not a (D). For explanation of terms, abbreviations, and data reliability/comparability, see introductory text]

| NAICS code | Industry | Number of employees for week including March 12 | Payroll (\$1,000) | | Total number of establishments | Number of establishments by employment-size class | | | | | | | | | |
|-------------------|--|---|-------------------|----------------|--------------------------------|---|------------|-----------|-----------|----------|------------|------------|------------|---------------|--|
| | | | First quarter | Annual | | 1 to 4 | 5 to 9 | 10 to 19 | 20 to 49 | 50 to 99 | 100 to 249 | 250 to 499 | 500 to 999 | 1,000 or more | |
| | | | | | | | | | | | | | | | |
| BOONE—Con. | | | | | | | | | | | | | | | |
| 71 | Arts, entertainment & recreation | 71 | 210 | 829 | 13 | 9 | 1 | 2 | 1 | - | - | - | - | - | |
| 72 | Accommodation & food services | 494 | 1 028 | 4 560 | 48 | 27 | 6 | 6 | 8 | 1 | - | - | - | - | |
| 722 | Food services & drinking places | 439 | 855 | 3 817 | 40 | 22 | 6 | 3 | 8 | 1 | - | - | - | - | |
| 7221 | Full-service restaurants | 112 | 191 | 972 | 15 | 10 | 2 | - | 3 | - | - | - | - | - | |
| 72211 | Full-service restaurants | 112 | 191 | 972 | 15 | 10 | 2 | - | 3 | - | - | - | - | - | |
| 722110 | Full-service restaurants | 112 | 191 | 972 | 15 | 10 | 2 | - | 3 | - | - | - | - | - | |
| 7222 | Limited-service eating places | 302 | 604 | 2 592 | 14 | 4 | 1 | 3 | 5 | 1 | - | - | - | - | |
| 72221 | Limited-service eating places | 302 | 604 | 2 592 | 14 | 4 | 1 | 3 | 5 | 1 | - | - | - | - | |
| 81 | Other services (except public administration) | 386 | 1 407 | 6 049 | 74 | 49 | 14 | 10 | 1 | - | - | - | - | - | |
| 813 | Religious, grantmaking, civic, prof & like organizations | 246 | 845 | 3 584 | 37 | 19 | 10 | 7 | 1 | - | - | - | - | - | |
| 8131 | Religious organizations | 183 | 458 | 1 915 | 25 | 13 | 5 | 6 | 1 | - | - | - | - | - | |
| 81311 | Religious organizations | 183 | 458 | 1 915 | 25 | 13 | 5 | 6 | 1 | - | - | - | - | - | |
| 813110 | Religious organizations | 183 | 458 | 1 915 | 25 | 13 | 5 | 6 | 1 | - | - | - | - | - | |
| 95 | Auxiliaries (exc corporate, subsidiary & regional mgt) | (E) | (D) | (D) | 2 | - | 1 | - | - | - | - | 1 | - | - | |
| 99 | Unclassified establishments | (A) | (D) | (D) | 9 | 9 | - | - | - | - | - | - | - | - | |
| BREMER | | | | | | | | | | | | | | | |
| | Total | 7 730 | 48 505 | 197 629 | 615 | 363 | 123 | 68 | 39 | 7 | 11 | 3 | 1 | - | |
| 11 | Forestry, fishing, hunting, and agriculture support | (A) | (D) | (D) | 2 | 2 | - | - | - | - | - | - | - | - | |
| 22 | Utilities | (A) | (D) | (D) | 1 | 1 | - | - | - | - | - | - | - | - | |
| 23 | Construction | 432 | 2 534 | 12 901 | 80 | 55 | 17 | 5 | 2 | 1 | - | - | - | - | |
| 233 | Building, developing & general contracting | 129 | 637 | 3 398 | 17 | 10 | 3 | 3 | 1 | - | - | - | - | - | |
| 235 | Special trade contractors | 250 | 1 442 | 6 794 | 56 | 41 | 12 | 2 | - | 1 | - | - | - | - | |
| 31-33 | Manufacturing | 1 817 | 14 755 | 60 296 | 39 | 12 | 9 | 2 | 8 | 2 | 4 | 2 | - | - | |
| 311 | Food mfg | (E) | (D) | (D) | 5 | 2 | 1 | 1 | - | - | - | 1 | - | - | |
| 3115 | Dairy product mfg | (E) | (D) | (D) | 2 | 1 | - | - | - | - | - | 1 | - | - | |
| 31151 | Dairy product (exc frozen) mfg | (E) | (D) | (D) | 2 | 1 | - | - | - | - | - | 1 | - | - | |
| 332 | Fabricated metal product mfg | 588 | 5 725 | 19 776 | 9 | 3 | 2 | - | 2 | - | 1 | 1 | - | - | |
| 3322 | Cutlery & handtool mfg | (C) | (D) | (D) | 1 | - | - | - | - | - | 1 | - | - | - | |
| 33221 | Cutlery & handtool mfg | (C) | (D) | (D) | 1 | - | - | - | - | - | 1 | - | - | - | |
| 3327 | Mach shops, turn prod, screw, nut, bolt mfg | (E) | (D) | (D) | 5 | 2 | 1 | - | 1 | - | - | 1 | - | - | |
| 33272 | Turned product & screw, nut & bolt mfg | (E) | (D) | (D) | 1 | - | - | - | - | - | - | 1 | - | - | |
| 333 | Machinery mfg | 441 | 3 937 | 15 122 | 5 | 1 | 1 | - | 1 | - | 2 | - | - | - | |
| 3331 | Ag, construction & mining machinery mfg | (E) | (D) | (D) | 2 | - | - | - | 1 | - | 1 | - | - | - | |
| 33312 | Construction machinery mfg | (C) | (D) | (D) | 1 | - | - | - | - | - | 1 | - | - | - | |
| 3339 | Other general purpose machinery mfg | (C) | (D) | (D) | 2 | 1 | - | - | - | - | 1 | - | - | - | |
| 33392 | Material handling equipment mfg | (C) | (D) | (D) | 1 | - | - | - | - | - | 1 | - | - | - | |
| 336 | Transportation equipment mfg | (C) | (D) | (D) | 3 | - | - | 1 | 1 | - | 1 | - | - | - | |
| 3362 | Motor vehicle body & trailer mfg | (C) | (D) | (D) | 2 | - | - | - | 1 | - | 1 | - | - | - | |
| 33621 | Motor vehicle body & trailer mfg | (C) | (D) | (D) | 2 | - | - | - | 1 | - | 1 | - | - | - | |
| 42 | Wholesale trade | 294 | 1 515 | 7 084 | 36 | 18 | 8 | 6 | 4 | - | - | - | - | - | |
| 421 | Wholesale trade, durable goods | 130 | 721 | 3 156 | 17 | 9 | 3 | 3 | 2 | - | - | - | - | - | |
| 422 | Wholesale trade, nondurable goods | 164 | 794 | 3 928 | 19 | 9 | 5 | 3 | 2 | - | - | - | - | - | |
| 44-45 | Retail trade | 1 019 | 4 717 | 17 621 | 101 | 45 | 31 | 18 | 4 | 1 | 2 | - | - | - | |
| 441 | Motor vehicle & parts dealers | 119 | 836 | 4 036 | 15 | 6 | 4 | 4 | 1 | - | - | - | - | - | |
| 445 | Food & beverage stores | (E) | (D) | (D) | 8 | 2 | 1 | 1 | 2 | 1 | 1 | - | - | - | |
| 4451 | Grocery stores | 270 | 912 | 3 739 | 5 | - | - | 1 | 2 | 1 | 1 | - | - | - | |
| 44511 | Grocery (except convenience) stores | 270 | 912 | 3 739 | 5 | - | - | 1 | 2 | 1 | 1 | - | - | - | |
| 445110 | Grocery (except convenience) stores | 270 | 912 | 3 739 | 5 | - | - | 1 | 2 | 1 | 1 | - | - | - | |
| 447 | Gasoline stations | 127 | 410 | 1 852 | 15 | 4 | 6 | 5 | - | - | - | - | - | - | |
| 4471 | Gasoline stations | 127 | 410 | 1 852 | 15 | 4 | 6 | 5 | - | - | - | - | - | - | |
| 44711 | Gasoline stations with convenience stores | 120 | 358 | 1 593 | 11 | - | 6 | 5 | - | - | - | - | - | - | |
| 447110 | Gasoline stations with convenience stores | 120 | 358 | 1 593 | 11 | - | 6 | 5 | - | - | - | - | - | - | |
| 452 | General merchandise stores | (C) | (D) | (D) | 3 | - | 1 | 1 | - | - | 1 | - | - | - | |
| 4521 | Department stores | (C) | (D) | (D) | 1 | - | - | - | - | - | 1 | - | - | - | |
| 45211 | Department stores | (C) | (D) | (D) | 1 | - | - | - | - | - | 1 | - | - | - | |
| 48-49 | Transportation & warehousing | 84 | 459 | 1 906 | 19 | 16 | - | 2 | 1 | - | - | - | - | - | |
| 51 | Information | 135 | 732 | 3 137 | 12 | 3 | 3 | 5 | 1 | - | - | - | - | - | |
| 52 | Finance & insurance | 1 106 | 11 162 | 40 583 | 48 | 33 | 8 | 3 | 2 | 1 | - | - | 1 | - | |
| 522 | Credit intermediation & related activities | (C) | (D) | (D) | 14 | 5 | 4 | 3 | 1 | 1 | - | - | - | - | |
| 5221 | Depository credit intermediation | (C) | (D) | (D) | 14 | 5 | 4 | 3 | 1 | 1 | - | - | - | - | |
| 52211 | Commercial banking | (C) | (D) | (D) | 11 | 3 | 3 | 3 | 1 | 1 | - | - | - | - | |
| 524 | Insurance carriers & related activities | (F) | (D) | (D) | 30 | 24 | 4 | - | 1 | - | - | - | 1 | - | |
| 5241 | Insurance carriers | (F) | (D) | (D) | 4 | 1 | 2 | - | - | - | - | - | 1 | - | |
| 52411 | Direct life, health, medical insurance carriers | (F) | (D) | (D) | 1 | - | - | - | - | - | - | - | 1 | - | |
| 53 | Real estate & rental & leasing | (B) | (D) | (D) | 18 | 17 | 1 | - | - | - | - | - | - | - | |

See footnotes at end of table.

Table 6. Counties—Employees, Payroll, and Establishments by Industry: 2001—Con.

[Excludes most government employees, railroad employees, and self-employed persons. Size class 1 to 4 includes establishments with payroll, but no employees, during mid-March pay period. (D) denotes figures withheld to avoid disclosing data for individual companies; the data are included in broader industry totals. Detailed industries with 100 or more employees are shown if industry was not a (D). For explanation of terms, abbreviations, and data reliability/comparability, see introductory text]

| NAICS code | Industry | Number of employees for week including March 12 | Payroll (\$1,000) | | Total number of establishments | Number of establishments by employment-size class | | | | | | | | |
|--------------------|--|---|-------------------|----------------|--------------------------------|---|------------|-----------|-----------|-----------|------------|------------|------------|---------------|
| | | | First quarter | Annual | | 1 to 4 | 5 to 9 | 10 to 19 | 20 to 49 | 50 to 99 | 100 to 249 | 250 to 499 | 500 to 999 | 1,000 or more |
| BREMER—Con. | | | | | | | | | | | | | | |
| 54 | Professional, scientific & technical services | 146 | 674 | 2 968 | 40 | 30 | 7 | 3 | — | — | — | — | — | — |
| 541 | Professional, scientific & technical services | 146 | 674 | 2 968 | 40 | 30 | 7 | 3 | — | — | — | — | — | — |
| 55 | Management of companies & enterprises . | (A) | (D) | (D) | 1 | — | — | 1 | — | — | — | — | — | — |
| 56 | Admin, support, waste mgt, remediation services | 158 | 309 | 1 803 | 16 | 13 | 2 | — | — | — | 1 | — | — | — |
| 561 | Administrative & support services | 158 | 309 | 1 803 | 16 | 13 | 2 | — | — | — | 1 | — | — | — |
| 5614 | Business support services | (C) | (D) | (D) | 2 | 1 | — | — | — | — | 1 | — | — | — |
| 56142 | Telephone call centers | (C) | (D) | (D) | 1 | — | — | — | — | — | 1 | — | — | — |
| 61 | Educational services | (E) | (D) | (D) | 2 | — | — | 1 | — | — | — | 1 | — | — |
| 611 | Educational services | (E) | (D) | (D) | 2 | — | — | 1 | — | — | — | 1 | — | — |
| 6113 | Colleges, universities & professional schools ... | (E) | (D) | (D) | 1 | — | — | — | — | — | — | 1 | — | — |
| 61131 | Colleges, universities & professional schools . | (E) | (D) | (D) | 1 | — | — | — | — | — | — | 1 | — | — |
| 62 | Health care and social assistance | 1 183 | 6 161 | 25 803 | 52 | 20 | 11 | 7 | 9 | 1 | 4 | — | — | — |
| 621 | Ambulatory health care services | 259 | 1 734 | 7 738 | 31 | 12 | 10 | 6 | 3 | — | — | — | — | — |
| 622 | Hospitals | (E) | (D) | (D) | 2 | — | — | — | — | 1 | 1 | — | — | — |
| 6221 | General medical & surgical hospitals | (E) | (D) | (D) | 2 | — | — | — | — | 1 | 1 | — | — | — |
| 62211 | General medical & surgical hospitals | (E) | (D) | (D) | 2 | — | — | — | — | 1 | 1 | — | — | — |
| 623 | Nursing & residential care facilities | 538 | 2 510 | 9 700 | 6 | — | — | — | 3 | — | 3 | — | — | — |
| 6231 | Nursing care facilities | 257 | 1 148 | 4 447 | 3 | — | — | — | 2 | — | 1 | — | — | — |
| 62311 | Nursing care facilities | 257 | 1 148 | 4 447 | 3 | — | — | — | 2 | — | 1 | — | — | — |
| 623110 | Nursing care facilities | 257 | 1 148 | 4 447 | 3 | — | — | — | 2 | — | 1 | — | — | — |
| 6233 | Community care facilities for the elderly | (C) | (D) | (D) | 1 | — | — | — | — | — | 1 | — | — | — |
| 62331 | Community care facilities for the elderly | (C) | (D) | (D) | 1 | — | — | — | — | — | 1 | — | — | — |
| 6239 | Other residential care facilities | (C) | (D) | (D) | 1 | — | — | — | — | — | 1 | — | — | — |
| 62399 | Other residential care facilities | (C) | (D) | (D) | 1 | — | — | — | — | — | 1 | — | — | — |
| 624 | Social assistance | (C) | (D) | (D) | 13 | 8 | 1 | 1 | 3 | — | — | — | — | — |
| 71 | Arts, entertainment & recreation | (A) | (D) | (D) | 9 | 9 | — | — | — | — | — | — | — | — |
| 72 | Accommodation & food services | 480 | 935 | 3 816 | 37 | 15 | 7 | 7 | 7 | 1 | — | — | — | — |
| 721 | Accommodation | (C) | (D) | (D) | 4 | 2 | — | 1 | — | 1 | — | — | — | — |
| 7211 | Traveler accommodation | (C) | (D) | (D) | 4 | 2 | — | 1 | — | 1 | — | — | — | — |
| 72111 | Hotels (exc casino hotels) & motels | (C) | (D) | (D) | 4 | 2 | — | 1 | — | 1 | — | — | — | — |
| 722 | Food services & drinking places | (E) | (D) | (D) | 33 | 13 | 7 | 6 | 7 | — | — | — | — | — |
| 7221 | Full-service restaurants | 144 | 230 | 969 | 12 | 5 | 2 | 2 | 3 | — | — | — | — | — |
| 72211 | Full-service restaurants | 144 | 230 | 969 | 12 | 5 | 2 | 2 | 3 | — | — | — | — | — |
| 722110 | Full-service restaurants | 144 | 230 | 969 | 12 | 5 | 2 | 2 | 3 | — | — | — | — | — |
| 7222 | Limited-service eating places | 196 | 341 | 1 412 | 16 | 4 | 5 | 3 | 4 | — | — | — | — | — |
| 72221 | Limited-service eating places | 196 | 341 | 1 412 | 16 | 4 | 5 | 3 | 4 | — | — | — | — | — |
| 81 | Other services (except public administration) | 405 | 1 339 | 5 749 | 94 | 67 | 18 | 8 | 1 | — | — | — | — | — |
| 811 | Repair & maintenance | 109 | 553 | 2 396 | 29 | 21 | 6 | 2 | — | — | — | — | — | — |
| 813 | Religious, grantmaking, civic, prof & like organizations | 228 | 565 | 2 329 | 44 | 30 | 8 | 5 | 1 | — | — | — | — | — |
| 8131 | Religious organizations | 184 | 475 | 1 936 | 33 | 23 | 5 | 4 | 1 | — | — | — | — | — |
| 81311 | Religious organizations | 184 | 475 | 1 936 | 33 | 23 | 5 | 4 | 1 | — | — | — | — | — |
| 813110 | Religious organizations | 184 | 475 | 1 936 | 33 | 23 | 5 | 4 | 1 | — | — | — | — | — |
| 99 | Unclassified establishments | 15 | 46 | 182 | 8 | 7 | 1 | — | — | — | — | — | — | — |
| BUCHANAN | | | | | | | | | | | | | | |
| | Total | 5 397 | 30 314 | 126 797 | 520 | 309 | 106 | 48 | 37 | 12 | 6 | 2 | — | — |
| 21 | Mining | (A) | (D) | (D) | 1 | 1 | — | — | — | — | — | — | — | — |
| 22 | Utilities | (A) | (D) | (D) | 2 | 1 | — | 1 | — | — | — | — | — | — |
| 23 | Construction | 356 | 1 573 | 8 300 | 75 | 53 | 14 | 6 | 1 | 1 | — | — | — | — |
| 233 | Building, developing & general contracting | 131 | 749 | 2 946 | 15 | 9 | 2 | 3 | — | 1 | — | — | — | — |
| 2333 | Nonresidential building construction | 102 | 615 | 2 363 | 6 | 2 | 1 | 2 | — | 1 | — | — | — | — |
| 23332 | Commercial & institutional bldg construction .. | 102 | 615 | 2 363 | 6 | 2 | 1 | 2 | — | 1 | — | — | — | — |
| 233320 | Commercial & institutional bldg construction .. | 102 | 615 | 2 363 | 6 | 2 | 1 | 2 | — | 1 | — | — | — | — |
| 235 | Special trade contractors | 199 | 734 | 4 484 | 53 | 39 | 10 | 3 | 1 | — | — | — | — | — |

See footnotes at end of table.

Table 6. Counties—Employees, Payroll, and Establishments by Industry: 2001—Con.

[Excludes most government employees, railroad employees, and self-employed persons. Size class 1 to 4 includes establishments with payroll, but no employees, during mid-March pay period. (D) denotes figures withheld to avoid disclosing data for individual companies; the data are included in broader industry totals. Detailed industries with 100 or more employees are shown if industry was not a (D). For explanation of terms, abbreviations, and data reliability/comparability, see introductory text]

| NAICS code | Industry | Number of employees for week including March 12 | Payroll (\$1,000) | | Total number of establishments | Number of establishments by employment-size class | | | | | | | | |
|----------------------|--|---|-------------------|---------------|--------------------------------|---|-----------|-----------|-----------|----------|------------|------------|------------|---------------|
| | | | First quarter | Annual | | 1 to 4 | 5 to 9 | 10 to 19 | 20 to 49 | 50 to 99 | 100 to 249 | 250 to 499 | 500 to 999 | 1,000 or more |
| BUCHANAN—Con. | | | | | | | | | | | | | | |
| 31-33 | Manufacturing | 1 433 | 10 171 | 41 381 | 30 | 9 | 4 | 3 | 6 | 2 | 5 | 1 | | |
| 311 | Food mfg | (E) | (D) | (D) | 3 | 1 | — | — | — | 1 | — | — | — | — |
| 3116 | Animal slaughtering & processing | (E) | (D) | (D) | 2 | 1 | — | — | — | — | — | 1 | — | — |
| 31161 | Animal slaughtering & processing | (E) | (D) | (D) | 2 | 1 | — | — | — | — | — | 1 | — | — |
| 321 | Wood product mfg | (C) | (D) | (D) | 3 | 2 | — | — | — | — | 1 | — | — | — |
| 3219 | Other wood product mfg | (C) | (D) | (D) | 2 | 1 | — | — | — | — | 1 | — | — | — |
| 32191 | Millwork | (C) | (D) | (D) | 1 | — | — | — | — | — | 1 | — | — | — |
| 326 | Plastics & rubber products mfg | 197 | 1 138 | 5 831 | 4 | — | — | 2 | 1 | — | 1 | — | — | — |
| 3261 | Plastics product mfg | 197 | 1 138 | 5 831 | 4 | — | — | 2 | 1 | — | 1 | — | — | — |
| 32619 | Other plastics product mfg | (C) | (D) | (D) | 3 | — | — | 2 | — | — | 1 | — | — | — |
| 331 | Primary metal mfg | (C) | (D) | (D) | 2 | — | — | — | 1 | — | 1 | — | — | — |
| 3313 | Alumina & aluminum production & processing .. | (C) | (D) | (D) | 1 | — | — | — | — | — | 1 | — | — | — |
| 33131 | Alumina & aluminum production & processing | (C) | (D) | (D) | 1 | — | — | — | — | — | 1 | — | — | — |
| 332 | Fabricated metal product mfg | 188 | 1 568 | 5 459 | 4 | — | 1 | — | 1 | 1 | 1 | — | — | — |
| 3327 | Mach shops, turn prod, screw, nut, bolt mfg | (C) | (D) | (D) | 2 | — | — | — | — | 1 | 1 | — | — | — |
| 33271 | Machine shops | (C) | (D) | (D) | 2 | — | — | — | — | 1 | 1 | — | — | — |
| 337 | Furniture & related product mfg | (C) | (D) | (D) | 3 | 2 | — | — | — | — | 1 | — | — | — |
| 3371 | HH & institutional furniture & kitchen cabinet mfg | (C) | (D) | (D) | 3 | 2 | — | — | — | — | 1 | — | — | — |
| 33711 | Wood kitchen cabinet & countertop mfg | (C) | (D) | (D) | 1 | — | — | — | — | — | 1 | — | — | — |
| 42 | Wholesale trade | 271 | 2 198 | 9 040 | 28 | 13 | 6 | 4 | 4 | 1 | | | | |
| 421 | Wholesale trade, durable goods | 101 | 835 | 3 348 | 12 | 6 | 4 | — | 2 | — | — | — | — | — |
| 422 | Wholesale trade, nondurable goods | 170 | 1 363 | 5 692 | 16 | 7 | 2 | 4 | 2 | 1 | — | — | — | — |
| 44-45 | Retail trade | 915 | 3 891 | 15 910 | 112 | 58 | 25 | 17 | 10 | 2 | | | | |
| 441 | Motor vehicle & parts dealers | 166 | 1 044 | 4 275 | 22 | 11 | 5 | 3 | 3 | — | — | — | — | — |
| 4411 | Automobile dealers | 106 | 734 | 3 090 | 10 | 4 | 2 | 1 | 3 | — | — | — | — | — |
| 445 | Food & beverage stores | 162 | 538 | 2 230 | 8 | 4 | — | — | 3 | 1 | — | — | — | — |
| 4451 | Grocery stores | 160 | 528 | 2 165 | 5 | 1 | — | — | 3 | 1 | — | — | — | — |
| 44511 | Grocery (except convenience) stores | 160 | 528 | 2 165 | 5 | 1 | — | — | 3 | 1 | — | — | — | — |
| 445110 | Grocery (except convenience) stores | 160 | 528 | 2 165 | 5 | 1 | — | — | 3 | 1 | — | — | — | — |
| 447 | Gasoline stations | 198 | 552 | 2 199 | 25 | 10 | 7 | 6 | 2 | — | — | — | — | — |
| 4471 | Gasoline stations | 198 | 552 | 2 199 | 25 | 10 | 7 | 6 | 2 | — | — | — | — | — |
| 44711 | Gasoline stations with convenience stores ... | 182 | 503 | 1 979 | 20 | 6 | 6 | 6 | 2 | — | — | — | — | — |
| 447110 | Gasoline stations with convenience stores ... | 182 | 503 | 1 979 | 20 | 6 | 6 | 6 | 2 | — | — | — | — | — |
| 452 | General merchandise stores | (C) | (D) | (D) | 5 | 2 | 1 | 1 | — | 1 | — | — | — | — |
| 48-49 | Transportation & warehousing | 181 | 915 | 4 495 | 42 | 30 | 8 | 3 | 1 | | | | | |
| 484 | Truck transportation | 169 | 859 | 4 266 | 39 | 28 | 7 | 3 | 1 | — | — | — | — | — |
| 4842 | Specialized freight trucking | 121 | 631 | 3 344 | 20 | 12 | 5 | 2 | 1 | — | — | — | — | — |
| 51 | Information | 41 | 225 | 917 | 6 | 2 | 2 | 2 | | | | | | |
| 52 | Finance & insurance | 228 | 1 908 | 6 983 | 37 | 22 | 11 | 1 | 2 | 1 | | | | |
| 522 | Credit intermediation & related activities | 176 | 1 633 | 5 808 | 15 | 4 | 7 | 1 | 2 | 1 | — | — | — | — |
| 5221 | Depository credit intermediation | 176 | 1 633 | 5 808 | 15 | 4 | 7 | 1 | 2 | 1 | — | — | — | — |
| 52211 | Commercial banking | 155 | 1 517 | 5 408 | 10 | 1 | 5 | 1 | 2 | 1 | — | — | — | — |
| 522110 | Commercial banking | 155 | 1 517 | 5 408 | 10 | 1 | 5 | 1 | 2 | 1 | — | — | — | — |
| 53 | Real estate & rental & leasing | (B) | (D) | (D) | 14 | 8 | 6 | | | | | | | |
| 54 | Professional, scientific & technical services | 87 | 382 | 1 554 | 20 | 12 | 5 | 3 | | | | | | |
| 55 | Management of companies & enterprises .. | (B) | (D) | (D) | 2 | 1 | | | | 1 | | | | |
| 56 | Admin, support, waste mgt, remediation services | (B) | (D) | (D) | 7 | 6 | | | 1 | | | | | |
| 61 | Educational services | (A) | (D) | (D) | 3 | 2 | 1 | | | | | | | |
| 62 | Health care and social assistance | 1 025 | 6 305 | 26 235 | 30 | 13 | 6 | 2 | 4 | 3 | 1 | 1 | | |
| 621 | Ambulatory health care services | 100 | 499 | 2 194 | 15 | 8 | 4 | 2 | 1 | — | — | — | — | — |
| 622 | Hospitals | (F) | (D) | (D) | 2 | — | — | — | — | — | 1 | 1 | — | — |
| 6221 | General medical & surgical hospitals | (C) | (D) | (D) | 1 | — | — | — | — | — | 1 | — | — | — |
| 62211 | General medical & surgical hospitals | (C) | (D) | (D) | 1 | — | — | — | — | — | 1 | — | — | — |
| 6222 | Psychiatric & substance abuse hospitals | (E) | (D) | (D) | 1 | — | — | — | — | — | — | 1 | — | — |
| 62221 | Psychiatric & substance abuse hospitals | (E) | (D) | (D) | 1 | — | — | — | — | — | — | 1 | — | — |
| 623 | Nursing & residential care facilities | 257 | 1 025 | 4 193 | 6 | 2 | — | — | 1 | 3 | — | — | — | — |
| 6231 | Nursing care facilities | (C) | (D) | (D) | 2 | — | — | — | — | 2 | — | — | — | — |
| 62311 | Nursing care facilities | (C) | (D) | (D) | 2 | — | — | — | — | 2 | — | — | — | — |
| 71 | Arts, entertainment & recreation | 28 | 49 | 500 | 9 | 7 | 2 | | | | | | | |
| 72 | Accommodation & food services | 393 | 572 | 2 402 | 38 | 20 | 8 | 3 | 6 | 1 | | | | |
| 722 | Food services & drinking places | (E) | (D) | (D) | 37 | 19 | 8 | 3 | 6 | 1 | — | — | — | — |
| 7221 | Full-service restaurants | 184 | 279 | 1 104 | 14 | 5 | 4 | 2 | 2 | 1 | — | — | — | — |
| 72211 | Full-service restaurants | 184 | 279 | 1 104 | 14 | 5 | 4 | 2 | 2 | 1 | — | — | — | — |
| 722110 | Full-service restaurants | 184 | 279 | 1 104 | 14 | 5 | 4 | 2 | 2 | 1 | — | — | — | — |
| 7222 | Limited-service eating places | 178 | 242 | 1 050 | 13 | 5 | 3 | 1 | 4 | — | — | — | — | — |
| 72221 | Limited-service eating places | 178 | 242 | 1 050 | 13 | 5 | 3 | 1 | 4 | — | — | — | — | — |

See footnotes at end of table.

Table 6. Counties—Employees, Payroll, and Establishments by Industry: 2001—Con.

[Excludes most government employees, railroad employees, and self-employed persons. Size class 1 to 4 includes establishments with payroll, but no employees, during mid-March pay period. (D) denotes figures withheld to avoid disclosing data for individual companies; the data are included in broader industry totals. Detailed industries with 100 or more employees are shown if industry was not a (D). For explanation of terms, abbreviations, and data reliability/comparability, see introductory text]

| NAICS code | Industry | Number of employees for week including March 12 | Payroll (\$1,000) | | Total number of establishments | Number of establishments by employment-size class | | | | | | | | | |
|----------------------|--|---|-------------------|---------|--------------------------------|---|--------|----------|----------|----------|------------|------------|------------|---------------|--|
| | | | First quarter | Annual | | 1 to 4 | 5 to 9 | 10 to 19 | 20 to 49 | 50 to 99 | 100 to 249 | 250 to 499 | 500 to 999 | 1,000 or more | |
| BUCHANAN—Con. | | | | | | | | | | | | | | | |
| 81 | Other services (except public administration) | 236 | 697 | 3 095 | 59 | 46 | 8 | 3 | 2 | — | — | — | — | — | |
| 813 | Religious, grantmaking, civic, prof & like organizations | (C) | (D) | (D) | 26 | 18 | 5 | 1 | 2 | — | — | — | — | — | |
| 8131 | Religious organizations | 146 | 337 | 1 377 | 24 | 16 | 5 | 1 | 2 | — | — | — | — | — | |
| 81311 | Religious organizations | 146 | 337 | 1 377 | 24 | 16 | 5 | 1 | 2 | — | — | — | — | — | |
| 813110 | Religious organizations | 146 | 337 | 1 377 | 24 | 16 | 5 | 1 | 2 | — | — | — | — | — | |
| 99 | Unclassified establishments | 8 | 10 | 41 | 5 | 5 | — | — | — | — | — | — | — | — | |
| BUENA VISTA | | | | | | | | | | | | | | | |
| | Total | 8 207 | 43 917 | 182 110 | 585 | 331 | 110 | 74 | 49 | 12 | 5 | 2 | 1 | 1 | |
| 11 | Forestry, fishing, hunting, and agriculture support | (B) | (D) | (D) | 2 | 1 | — | — | 1 | — | — | — | — | — | |
| 22 | Utilities | 47 | 493 | 2 171 | 4 | 1 | 1 | 1 | 1 | — | — | — | — | — | |
| 23 | Construction | 244 | 1 284 | 6 379 | 47 | 29 | 10 | 6 | 2 | — | — | — | — | — | |
| 235 | Special trade contractors | 124 | 605 | 2 924 | 27 | 16 | 7 | 4 | — | — | — | — | — | — | |
| 31-33 | Manufacturing | 2 959 | 18 385 | 72 690 | 29 | 7 | 6 | 6 | 4 | 3 | 1 | — | 1 | 1 | |
| 311 | Food mfg | 2 478 | 15 285 | 61 118 | 8 | 1 | 1 | 1 | 3 | — | — | — | 1 | 1 | |
| 3116 | Animal slaughtering & processing | (G) | (D) | (D) | 2 | — | — | — | — | — | — | — | 1 | 1 | |
| 31161 | Animal slaughtering & processing | (G) | (D) | (D) | 2 | — | — | — | — | — | — | — | 1 | 1 | |
| 332 | Fabricated metal product mfg | 297 | 1 779 | 6 668 | 5 | — | 1 | 1 | — | 2 | 1 | — | — | — | |
| 3324 | Boiler, tank & shipping container mfg | (C) | (D) | (D) | 1 | — | — | — | — | — | 1 | — | — | — | |
| 33243 | Light gauge metal container mfg | (C) | (D) | (D) | 1 | — | — | — | — | — | 1 | — | — | — | |
| 42 | Wholesale trade | 329 | 2 551 | 10 364 | 36 | 17 | 9 | 6 | 3 | 1 | — | — | — | — | |
| 421 | Wholesale trade, durable goods | 189 | 1 478 | 5 838 | 25 | 11 | 8 | 4 | 2 | — | — | — | — | — | |
| 422 | Wholesale trade, nondurable goods | 140 | 1 073 | 4 526 | 11 | 6 | 1 | 2 | 1 | 1 | — | — | — | — | |
| 4225 | Farm product raw material whlse | (C) | (D) | (D) | 6 | 3 | — | 1 | 1 | 1 | — | — | — | — | |
| 42251 | Grain & field bean whlse | (C) | (D) | (D) | 5 | 2 | — | 1 | 1 | 1 | — | — | — | — | |
| 44-45 | Retail trade | 1 275 | 4 880 | 20 464 | 116 | 54 | 28 | 20 | 11 | 1 | 2 | — | — | — | |
| 441 | Motor vehicle & parts dealers | 132 | 884 | 3 827 | 12 | 5 | 4 | 1 | 2 | — | — | — | — | — | |
| 444 | Bldg material & garden equip & supp dealers | 120 | 708 | 3 040 | 18 | 9 | 4 | 4 | 1 | — | — | — | — | — | |
| 445 | Food & beverage stores | 336 | 1 016 | 4 552 | 13 | 6 | 1 | 2 | 2 | 1 | 1 | — | — | — | |
| 4451 | Grocery stores | (E) | (D) | (D) | 9 | 4 | — | 2 | 1 | 1 | 1 | — | — | — | |
| 44511 | Grocery (except convenience) stores | 305 | 876 | 3 669 | 7 | 2 | — | 2 | 1 | 1 | 1 | — | — | — | |
| 445110 | Grocery (except convenience) stores | 305 | 876 | 3 669 | 7 | 2 | — | 2 | 1 | 1 | 1 | — | — | — | |
| 447 | Gasoline stations | 157 | 401 | 1 613 | 19 | 5 | 6 | 7 | 1 | — | — | — | — | — | |
| 4471 | Gasoline stations | 157 | 401 | 1 613 | 19 | 5 | 6 | 7 | 1 | — | — | — | — | — | |
| 44711 | Gasoline stations with convenience stores | 116 | 301 | 1 165 | 14 | 3 | 4 | 7 | — | — | — | — | — | — | |
| 447110 | Gasoline stations with convenience stores | 116 | 301 | 1 165 | 14 | 3 | 4 | 7 | — | — | — | — | — | — | |
| 452 | General merchandise stores | 225 | 745 | 2 992 | 6 | 2 | 1 | — | 2 | — | 1 | — | — | — | |
| 4521 | Department stores | (C) | (D) | (D) | 1 | — | — | — | — | — | 1 | — | — | — | |
| 45211 | Department stores | (C) | (D) | (D) | 1 | — | — | — | — | — | 1 | — | — | — | |
| 48-49 | Transportation & warehousing | 79 | 323 | 1 386 | 30 | 23 | 6 | 1 | — | — | — | — | — | — | |
| 51 | Information | 94 | 479 | 2 113 | 13 | 6 | 3 | 2 | 2 | — | — | — | — | — | |
| 52 | Finance & insurance | 308 | 2 669 | 10 812 | 48 | 31 | 10 | 3 | 3 | 1 | — | — | — | — | |
| 522 | Credit intermediation & related activities | 218 | 1 794 | 7 901 | 16 | 5 | 4 | 3 | 3 | 1 | — | — | — | — | |
| 5221 | Depository credit intermediation | (C) | (D) | (D) | 14 | 4 | 4 | 2 | 3 | 1 | — | — | — | — | |
| 52211 | Commercial banking | 139 | 1 059 | 5 033 | 10 | 3 | 2 | 2 | 3 | — | — | — | — | — | |
| 522110 | Commercial banking | 139 | 1 059 | 5 033 | 10 | 3 | 2 | 2 | 3 | — | — | — | — | — | |
| 53 | Real estate & rental & leasing | 53 | 209 | 879 | 15 | 14 | — | — | 1 | — | — | — | — | — | |
| 54 | Professional, scientific & technical services | 165 | 1 117 | 4 961 | 32 | 22 | 4 | 5 | 1 | — | — | — | — | — | |
| 541 | Professional, scientific & technical services | 165 | 1 117 | 4 961 | 32 | 22 | 4 | 5 | 1 | — | — | — | — | — | |
| 55 | Management of companies & enterprises | (A) | (D) | (D) | 3 | 2 | 1 | — | — | — | — | — | — | — | |
| 56 | Admin, support, waste mgt, remediation services | 234 | 1 183 | 5 688 | 18 | 7 | 3 | 4 | 3 | 1 | — | — | — | — | |
| 561 | Administrative & support services | (C) | (D) | (D) | 16 | 7 | 1 | 4 | 3 | 1 | — | — | — | — | |
| 5617 | Services to buildings & dwellings | 126 | 808 | 3 930 | 8 | 3 | — | 3 | 1 | 1 | — | — | — | — | |
| 56172 | Janitorial services | (C) | (D) | (D) | 4 | — | — | 2 | 1 | 1 | — | — | — | — | |
| 61 | Educational services | (E) | (D) | (D) | 4 | 2 | — | — | — | 1 | — | 1 | — | — | |
| 611 | Educational services | (E) | (D) | (D) | 4 | 2 | — | — | — | 1 | — | 1 | — | — | |
| 6113 | Colleges, universities & professional schools | (E) | (D) | (D) | 1 | — | — | — | — | — | — | 1 | — | — | |
| 61131 | Colleges, universities & professional schools | (E) | (D) | (D) | 1 | — | — | — | — | — | — | 1 | — | — | |

See footnotes at end of table.

Table 6. Counties—Employees, Payroll, and Establishments by Industry: 2001—Con.

[Excludes most government employees, railroad employees, and self-employed persons. Size class 1 to 4 includes establishments with payroll, but no employees, during mid-March pay period. (D) denotes figures withheld to avoid disclosing data for individual companies; the data are included in broader industry totals. Detailed industries with 100 or more employees are shown if industry was not a (D). For explanation of terms, abbreviations, and data reliability/comparability, see introductory text]

| NAICS code | Industry | Number of employees for week including March 12 | Payroll (\$1,000) | | Total number of establishments | Number of establishments by employment-size class | | | | | | | | |
|-------------------------|---|---|-------------------|---------------|--------------------------------|---|-----------|-----------|----------|----------|------------|------------|------------|---------------|
| | | | First quarter | Annual | | 1 to 4 | 5 to 9 | 10 to 19 | 20 to 49 | 50 to 99 | 100 to 249 | 250 to 499 | 500 to 999 | 1,000 or more |
| BUENA VISTA—Con. | | | | | | | | | | | | | | |
| 62 | Health care and social assistance | 1 068 | 5 370 | 23 242 | 46 | 26 | 5 | 3 | 6 | 3 | 2 | 1 | | |
| 621 | Ambulatory health care services | (C) | (D) | (D) | 27 | 18 | 5 | 1 | 2 | 1 | | | | |
| 6211 | Offices of physicians | (C) | (D) | (D) | 6 | 4 | | | 1 | 1 | | | | |
| 62111 | Offices of physicians | (C) | (D) | (D) | 6 | 4 | | | 1 | 1 | | | | |
| 622 | Hospitals | (E) | (D) | (D) | 1 | | | | | | | 1 | | |
| 6221 | General medical & surgical hospitals | (E) | (D) | (D) | 1 | | | | | | | 1 | | |
| 62211 | General medical & surgical hospitals | (E) | (D) | (D) | 1 | | | | | | | 1 | | |
| 623 | Nursing & residential care facilities | 513 | 2 161 | 8 892 | 9 | 1 | | 1 | 3 | 2 | 2 | | | |
| 6231 | Nursing care facilities | 188 | 760 | 3 156 | 3 | | | | 1 | 2 | | | | |
| 62311 | Nursing care facilities | 188 | 760 | 3 156 | 3 | | | | 1 | 2 | | | | |
| 623110 | Nursing care facilities | 188 | 760 | 3 156 | 3 | | | | 1 | 2 | | | | |
| 6232 | Residential mental retardation, health facil | (C) | (D) | (D) | 2 | | | | 1 | | 1 | | | |
| 62321 | Residential mental retardation facilities | (C) | (D) | (D) | 1 | | | | | | 1 | | | |
| 6233 | Community care facilities for the elderly | (C) | (D) | (D) | 2 | | | 1 | | | 1 | | | |
| 62331 | Community care facilities for the elderly | (C) | (D) | (D) | 2 | | | 1 | | | 1 | | | |
| 71 | Arts, entertainment & recreation | (B) | (D) | (D) | 11 | 6 | 5 | | | | | | | |
| 72 | Accommodation & food services | 596 | 1 067 | 4 752 | 50 | 18 | 11 | 11 | 9 | 1 | | | | |
| 722 | Food services & drinking places | 562 | 975 | 4 369 | 44 | 14 | 11 | 9 | 9 | 1 | | | | |
| 7221 | Full-service restaurants | 218 | 345 | 1 670 | 19 | 7 | 4 | 3 | 5 | | | | | |
| 72211 | Full-service restaurants | 218 | 345 | 1 670 | 19 | 7 | 4 | 3 | 5 | | | | | |
| 722110 | Full-service restaurants | 218 | 345 | 1 670 | 19 | 7 | 4 | 3 | 5 | | | | | |
| 7222 | Limited-service eating places | 151 | 296 | 1 261 | 8 | | 1 | 4 | 3 | | | | | |
| 72221 | Limited-service eating places | 151 | 296 | 1 261 | 8 | | 1 | 4 | 3 | | | | | |
| 722211 | Limited-service restaurants | 151 | 296 | 1 261 | 8 | | 1 | 4 | 3 | | | | | |
| 7223 | Special food services | 116 | 202 | 942 | 5 | 1 | 2 | 1 | | 1 | | | | |
| 72231 | Food service contractors | (C) | (D) | (D) | 4 | 1 | 1 | 1 | | 1 | | | | |
| 81 | Other services (except public administration) | 282 | 702 | 3 053 | 78 | 63 | 8 | 6 | 1 | | | | | |
| 813 | Religious, grantmaking, civic, prof & like organizations | 158 | 288 | 1 237 | 43 | 35 | 5 | 3 | | | | | | |
| 8131 | Religious organizations | 136 | 236 | 1 023 | 35 | 28 | 4 | 3 | | | | | | |
| 81311 | Religious organizations | 136 | 236 | 1 023 | 35 | 28 | 4 | 3 | | | | | | |
| 813110 | Religious organizations | 136 | 236 | 1 023 | 35 | 28 | 4 | 3 | | | | | | |
| 95 | Auxiliaries (exc corporate, subsidiary & regional mgt) | (B) | (D) | (D) | 1 | | | | 1 | | | | | |
| 99 | Unclassified establishments | (A) | (D) | (D) | 2 | 2 | | | | | | | | |
| BUTLER | | | | | | | | | | | | | | |
| | Total | 2 135 | 9 818 | 44 991 | 366 | 240 | 80 | 31 | 9 | 5 | 1 | | | |
| 11 | Forestry, fishing, hunting, and agriculture support | 8 | 38 | 171 | 6 | 5 | 1 | | | | | | | |
| 22 | Utilities | (B) | (D) | (D) | 2 | | | 1 | 1 | | | | | |
| 23 | Construction | 96 | 455 | 3 241 | 41 | 35 | 5 | 1 | | | | | | |
| 31-33 | Manufacturing | 409 | 2 633 | 12 614 | 22 | 11 | 4 | 2 | 2 | 2 | 1 | | | |
| 333 | Machinery mfg | (E) | (D) | (D) | 5 | 1 | 1 | | 1 | 1 | 1 | | | |
| 3331 | Ag, construction & mining machinery mfg | (C) | (D) | (D) | 2 | 1 | | | | | 1 | | | |
| 33311 | Agricultural implement mfg | (C) | (D) | (D) | 2 | 1 | | | | | 1 | | | |
| 42 | Wholesale trade | 260 | 1 418 | 7 139 | 42 | 18 | 15 | 8 | 1 | | | | | |
| 422 | Wholesale trade, nondurable goods | 196 | 1 047 | 5 514 | 29 | 11 | 11 | 6 | 1 | | | | | |
| 4225 | Farm product raw material whse | 146 | 773 | 4 035 | 18 | 3 | 9 | 5 | 1 | | | | | |
| 42251 | Grain & field bean whse | 123 | 737 | 3 866 | 14 | | 9 | 5 | | | | | | |
| 422510 | Grain & field bean whse | 123 | 737 | 3 866 | 14 | | 9 | 5 | | | | | | |
| 44-45 | Retail trade | 391 | 1 387 | 6 145 | 73 | 37 | 24 | 11 | 1 | | | | | |
| 447 | Gasoline stations | 105 | 304 | 1 317 | 14 | 4 | 5 | 5 | | | | | | |
| 4471 | Gasoline stations | 105 | 304 | 1 317 | 14 | 4 | 5 | 5 | | | | | | |
| 44711 | Gasoline stations with convenience stores | 101 | 287 | 1 255 | 10 | | 5 | 5 | | | | | | |
| 447110 | Gasoline stations with convenience stores | 101 | 287 | 1 255 | 10 | | 5 | 5 | | | | | | |
| 48-49 | Transportation & warehousing | (B) | (D) | (D) | 23 | 21 | 2 | | | | | | | |
| 51 | Information | 23 | 98 | 410 | 6 | 5 | 1 | | | | | | | |
| 52 | Finance & insurance | 118 | 838 | 3 192 | 22 | 13 | 6 | 3 | | | | | | |
| 53 | Real estate & rental & leasing | (A) | (D) | (D) | 3 | 3 | | | | | | | | |
| 54 | Professional, scientific & technical services | 71 | 250 | 1 005 | 21 | 16 | 5 | | | | | | | |
| 56 | Admin, support, waste mgt, remediation services | 19 | 104 | 398 | 10 | 9 | 1 | | | | | | | |
| 61 | Educational services | (A) | (D) | (D) | 1 | 1 | | | | | | | | |
| 62 | Health care and social assistance | 365 | 1 450 | 5 811 | 22 | 10 | 5 | 2 | 2 | 3 | | | | |
| 623 | Nursing & residential care facilities | (E) | (D) | (D) | 5 | | | | 2 | 3 | | | | |
| 6231 | Nursing care facilities | 226 | 924 | 3 786 | 4 | | | | 2 | 2 | | | | |
| 62311 | Nursing care facilities | 226 | 924 | 3 786 | 4 | | | | 2 | 2 | | | | |
| 623110 | Nursing care facilities | 226 | 924 | 3 786 | 4 | | | | 2 | 2 | | | | |
| 71 | Arts, entertainment & recreation | 12 | 18 | 208 | 6 | 5 | 1 | | | | | | | |

See footnotes at end of table.

Table 6. Counties—Employees, Payroll, and Establishments by Industry: 2001—Con.

[Excludes most government employees, railroad employees, and self-employed persons. Size class 1 to 4 includes establishments with payroll, but no employees, during mid-March pay period. (D) denotes figures withheld to avoid disclosing data for individual companies; the data are included in broader industry totals. Detailed industries with 100 or more employees are shown if industry was not a (D). For explanation of terms, abbreviations, and data reliability/comparability, see introductory text]

| NAICS code | Industry | Number of employees for week including March 12 | Payroll (\$1,000) | | Total number of establishments | Number of establishments by employment-size class | | | | | | | | | |
|--------------------|--|---|-------------------|---------|--------------------------------|---|--------|----------|----------|----------|------------|------------|------------|---------------|--|
| | | | First quarter | Annual | | 1 to 4 | 5 to 9 | 10 to 19 | 20 to 49 | 50 to 99 | 100 to 249 | 250 to 499 | 500 to 999 | 1,000 or more | |
| BUTLER—Con. | | | | | | | | | | | | | | | |
| 72 | Accommodation & food services | 134 | 134 | 556 | 21 | 9 | 8 | 3 | 1 | — | — | — | — | — | |
| 722 | Food services & drinking places | 134 | 134 | 556 | 21 | 9 | 8 | 3 | 1 | — | — | — | — | — | |
| 81 | Other services (except public administration) | 127 | 313 | 1 354 | 44 | 41 | 2 | — | 1 | — | — | — | — | — | |
| 99 | Unclassified establishments | (A) | (D) | (D) | 1 | 1 | — | — | — | — | — | — | — | — | |
| CALHOUN | | | | | | | | | | | | | | | |
| | Total | 2 325 | 10 661 | 44 598 | 295 | 193 | 57 | 26 | 12 | 4 | 2 | 1 | — | — | |
| 11 | Forestry, fishing, hunting, and agriculture support | (A) | (D) | (D) | 1 | 1 | — | — | — | — | — | — | — | — | |
| 22 | Utilities | (B) | (D) | (D) | 3 | 1 | 1 | — | 1 | — | — | — | — | — | |
| 23 | Construction | 41 | 132 | 892 | 22 | 21 | 1 | — | — | — | — | — | — | — | |
| 31-33 | Manufacturing | 148 | 804 | 3 207 | 15 | 7 | 2 | 3 | 3 | — | — | — | — | — | |
| 42 | Wholesale trade | 169 | 1 413 | 5 671 | 15 | 7 | 4 | 2 | 1 | 1 | — | — | — | — | |
| 422 | Wholesale trade, nondurable goods | 120 | 1 046 | 4 816 | 12 | 7 | 3 | 1 | — | 1 | — | — | — | — | |
| 4225 | Farm product raw material whsle | (C) | (D) | (D) | 11 | 6 | 3 | 1 | — | 1 | — | — | — | — | |
| 42251 | Grain & field bean whsle | 115 | 1 034 | 4 759 | 9 | 4 | 3 | 1 | — | 1 | — | — | — | — | |
| 422510 | Grain & field bean whsle | 115 | 1 034 | 4 759 | 9 | 4 | 3 | 1 | — | 1 | — | — | — | — | |
| 44-45 | Retail trade | 498 | 2 046 | 8 961 | 67 | 37 | 15 | 10 | 4 | 1 | — | — | — | — | |
| 447 | Gasoline stations | 113 | 302 | 1 223 | 12 | 2 | 5 | 5 | — | — | — | — | — | — | |
| 4471 | Gasoline stations | 113 | 302 | 1 223 | 12 | 2 | 5 | 5 | — | — | — | — | — | — | |
| 44711 | Gasoline stations with convenience stores .. | (C) | (D) | (D) | 10 | 1 | 4 | 5 | — | — | — | — | — | — | |
| 48-49 | Transportation & warehousing | 71 | 309 | 1 220 | 24 | 19 | 3 | 2 | — | — | — | — | — | — | |
| 51 | Information | (B) | (D) | (D) | 6 | 3 | 3 | — | — | — | — | — | — | — | |
| 52 | Finance & insurance | 130 | 827 | 3 787 | 24 | 14 | 6 | 3 | 1 | — | — | — | — | — | |
| 53 | Real estate & rental & leasing | 18 | 122 | 444 | 4 | 3 | — | 1 | — | — | — | — | — | — | |
| 54 | Professional, scientific & technical services | 53 | 147 | 553 | 17 | 13 | 3 | 1 | — | — | — | — | — | — | |
| 56 | Admin, support, waste mgt, remediation services | 27 | 71 | 505 | 11 | 10 | 1 | — | — | — | — | — | — | — | |
| 61 | Educational services | (A) | (D) | (D) | 1 | 1 | — | — | — | — | — | — | — | — | |
| 62 | Health care and social assistance | 932 | 4 088 | 16 485 | 25 | 11 | 6 | 1 | 2 | 2 | 2 | 1 | — | — | |
| 622 | Hospitals | (C) | (D) | (D) | 1 | — | — | — | — | — | 1 | — | — | — | |
| 6221 | General medical & surgical hospitals | (C) | (D) | (D) | 1 | — | — | — | — | — | 1 | — | — | — | |
| 62211 | General medical & surgical hospitals | (C) | (D) | (D) | 1 | — | — | — | — | — | 1 | — | — | — | |
| 623 | Nursing & residential care facilities | 599 | 1 985 | 8 312 | 5 | — | — | — | 1 | 2 | 1 | 1 | — | — | |
| 6231 | Nursing care facilities | (E) | (D) | (D) | 4 | — | — | — | 1 | 2 | 1 | — | — | — | |
| 62311 | Nursing care facilities | (E) | (D) | (D) | 4 | — | — | — | 1 | 2 | 1 | — | — | — | |
| 6232 | Residential mental retardation, health facil | (E) | (D) | (D) | 1 | — | — | — | — | — | — | 1 | — | — | |
| 62321 | Residential mental retardation facilities | (E) | (D) | (D) | 1 | — | — | — | — | — | — | 1 | — | — | |
| 71 | Arts, entertainment & recreation | 14 | 13 | 164 | 4 | 2 | 2 | — | — | — | — | — | — | — | |
| 72 | Accommodation & food services | 53 | 76 | 342 | 15 | 11 | 1 | 3 | — | — | — | — | — | — | |
| 81 | Other services (except public administration) | 119 | 249 | 1 038 | 39 | 30 | 9 | — | — | — | — | — | — | — | |
| 99 | Unclassified establishments | (A) | (D) | (D) | 2 | 2 | — | — | — | — | — | — | — | — | |
| CARROLL | | | | | | | | | | | | | | | |
| | Total | 10 082 | 50 778 | 221 700 | 853 | 482 | 193 | 84 | 63 | 14 | 13 | 1 | 3 | — | |
| 11 | Forestry, fishing, hunting, and agriculture support | (C) | (D) | (D) | 8 | 6 | — | — | 1 | — | 1 | — | — | — | |
| 115 | Agriculture & forestry support activities | (C) | (D) | (D) | 7 | 5 | — | — | 1 | — | 1 | — | — | — | |
| 1151 | Crop production support activities | (C) | (D) | (D) | 5 | 3 | — | — | 1 | — | 1 | — | — | — | |
| 11511 | Crop production support activities | (C) | (D) | (D) | 5 | 3 | — | — | 1 | — | 1 | — | — | — | |
| 22 | Utilities | 59 | 444 | 1 910 | 3 | — | — | 1 | 2 | — | — | — | — | — | |
| 23 | Construction | 545 | 2 563 | 11 791 | 117 | 88 | 16 | 7 | 6 | — | — | — | — | — | |
| 233 | Building, developing & general contracting | 158 | 934 | 4 066 | 37 | 30 | 4 | 1 | 2 | — | — | — | — | — | |
| 2333 | Nonresidential building construction | 100 | 697 | 2 942 | 12 | 6 | 3 | 1 | 2 | — | — | — | — | — | |
| 23332 | Commercial & institutional bldg construction .. | 100 | 697 | 2 942 | 12 | 6 | 3 | 1 | 2 | — | — | — | — | — | |
| 233320 | Commercial & institutional bldg construction | 100 | 697 | 2 942 | 12 | 6 | 3 | 1 | 2 | — | — | — | — | — | |
| 235 | Special trade contractors | 332 | 1 383 | 6 504 | 72 | 53 | 11 | 5 | 3 | — | — | — | — | — | |

See footnotes at end of table.

Table 6. Counties—Employees, Payroll, and Establishments by Industry: 2001—Con.

[Excludes most government employees, railroad employees, and self-employed persons. Size class 1 to 4 includes establishments with payroll, but no employees, during mid-March pay period. (D) denotes figures withheld to avoid disclosing data for individual companies; the data are included in broader industry totals. Detailed industries with 100 or more employees are shown if industry was not a (D). For explanation of terms, abbreviations, and data reliability/comparability, see introductory text]

| NAICS code | Industry | Number of employees for week including March 12 | Payroll (\$1,000) | | Total number of establishments | Number of establishments by employment-size class | | | | | | | | | |
|---------------------|--|---|-------------------|---------------|--------------------------------|---|-----------|-----------|-----------|----------|------------|------------|------------|---------------|--|
| | | | First quarter | Annual | | 1 to 4 | 5 to 9 | 10 to 19 | 20 to 49 | 50 to 99 | 100 to 249 | 250 to 499 | 500 to 999 | 1,000 or more | |
| CARROLL—Con. | | | | | | | | | | | | | | | |
| 31-33 | Manufacturing | 1 285 | 8 636 | 39 445 | 35 | 16 | 7 | 3 | 4 | 2 | 2 | | 1 | | |
| 311 | Food mfg | 261 | 2 118 | 9 219 | 9 | 4 | 2 | — | 1 | 1 | 1 | | | | |
| 3116 | Animal slaughtering & processing | (C) | (D) | (D) | 2 | — | 1 | — | — | — | 1 | | | | |
| 31161 | Animal slaughtering & processing | (C) | (D) | (D) | 2 | — | 1 | — | — | — | 1 | | | | |
| 321 | Wood product mfg | (F) | (D) | (D) | 3 | — | — | 1 | 1 | — | — | | 1 | | |
| 3219 | Other wood product mfg | (F) | (D) | (D) | 2 | — | — | — | 1 | — | — | | 1 | | |
| 32191 | Millwork | (F) | (D) | (D) | 1 | — | — | — | — | — | — | | 1 | | |
| 336 | Transportation equipment mfg | (C) | (D) | (D) | 3 | 1 | — | — | 1 | — | 1 | | | | |
| 3364 | Aerospace product & parts mfg | (C) | (D) | (D) | 2 | 1 | — | — | — | — | 1 | | | | |
| 33641 | Aerospace product & parts mfg | (C) | (D) | (D) | 2 | 1 | — | — | — | — | 1 | | | | |
| 42 | Wholesale trade | 1 315 | 8 867 | 40 575 | 53 | 20 | 13 | 10 | 7 | 2 | | | 1 | | |
| 421 | Wholesale trade, durable goods | 217 | 1 445 | 6 287 | 23 | 9 | 6 | 4 | 4 | — | — | | | | |
| 4218 | Machinery, equipment & supplies whsle | 100 | 634 | 2 996 | 9 | 2 | 3 | 2 | 2 | — | — | | | | |
| 422 | Wholesale trade, nondurable goods | 1 098 | 7 422 | 34 288 | 30 | 11 | 7 | 6 | 3 | 2 | — | | 1 | | |
| 4225 | Farm product raw material whsle | 226 | 1 635 | 6 951 | 13 | 4 | 2 | 5 | — | 2 | — | | | | |
| 42251 | Grain & field bean whsle | (C) | (D) | (D) | 11 | 2 | 2 | 5 | — | 2 | — | | | | |
| 4229 | Miscellaneous nondurable goods whsle | (F) | (D) | (D) | 7 | 4 | 2 | — | — | — | — | | 1 | | |
| 42294 | Tobacco & tobacco product whsle | (F) | (D) | (D) | 1 | — | — | — | — | — | — | | 1 | | |
| 44-45 | Retail trade | 1 827 | 7 769 | 34 062 | 168 | 71 | 57 | 22 | 12 | 2 | 4 | | | | |
| 441 | Motor vehicle & parts dealers | 217 | 1 327 | 5 671 | 22 | 7 | 6 | 7 | 2 | — | — | | | | |
| 4411 | Automobile dealers | 140 | 961 | 4 048 | 11 | 3 | 2 | 4 | 2 | — | — | | | | |
| 44111 | New car dealers | 125 | 911 | 3 829 | 7 | 1 | — | 4 | 2 | — | — | | | | |
| 441110 | New car dealers | 125 | 911 | 3 829 | 7 | 1 | — | 4 | 2 | — | — | | | | |
| 444 | Bldg material & garden equip & supp dealers | 249 | 1 965 | 8 415 | 34 | 17 | 11 | 4 | 1 | 1 | — | | | | |
| 4441 | Building material & supplies dealers | (C) | (D) | (D) | 21 | 10 | 8 | 3 | — | — | — | | | | |
| 4442 | Lawn & garden equip & supplies stores | (C) | (D) | (D) | 13 | 7 | 3 | 1 | 1 | 1 | — | | | | |
| 44422 | Nursery & garden centers | 112 | 1 271 | 5 217 | 11 | 6 | 2 | 1 | 1 | 1 | — | | | | |
| 444220 | Nursery & garden centers | 112 | 1 271 | 5 217 | 11 | 6 | 2 | 1 | 1 | 1 | — | | | | |
| 445 | Food & beverage stores | 470 | 1 319 | 5 901 | 14 | 4 | 2 | 3 | 2 | 1 | 2 | | | | |
| 4451 | Grocery stores | (E) | (D) | (D) | 10 | 3 | 1 | 1 | 2 | 1 | 2 | | | | |
| 44511 | Grocery (except convenience) stores | 441 | 1 268 | 5 558 | 9 | 2 | 1 | 1 | 2 | 1 | 2 | | | | |
| 445110 | Grocery (except convenience) stores | 441 | 1 268 | 5 558 | 9 | 2 | 1 | 1 | 2 | 1 | 2 | | | | |
| 447 | Gasoline stations | 148 | 491 | 2 107 | 25 | 10 | 11 | 3 | 1 | — | — | | | | |
| 4471 | Gasoline stations | 148 | 491 | 2 107 | 25 | 10 | 11 | 3 | 1 | — | — | | | | |
| 44711 | Gasoline stations with convenience stores | 112 | 396 | 1 569 | 16 | 4 | 9 | 2 | 1 | — | — | | | | |
| 447110 | Gasoline stations with convenience stores | 112 | 396 | 1 569 | 16 | 4 | 9 | 2 | 1 | — | — | | | | |
| 448 | Clothing & clothing accessories stores | 112 | 298 | 1 140 | 17 | 7 | 8 | 1 | 1 | — | — | | | | |
| 452 | General merchandise stores | 295 | 927 | 3 975 | 5 | — | 2 | — | 1 | — | 2 | | | | |
| 4521 | Department stores | (E) | (D) | (D) | 2 | — | — | — | — | — | 2 | | | | |
| 45211 | Department stores | (E) | (D) | (D) | 2 | — | — | — | — | — | 2 | | | | |
| 453 | Miscellaneous store retailers | 116 | 437 | 2 120 | 18 | 12 | 3 | 1 | 2 | — | — | | | | |
| 48-49 | Transportation & warehousing | 214 | 865 | 3 763 | 49 | 36 | 8 | 3 | 2 | | | | | | |
| 484 | Truck transportation | 167 | 722 | 3 031 | 42 | 32 | 6 | 3 | 1 | — | — | | | | |
| 4842 | Specialized freight trucking | 135 | 599 | 2 423 | 26 | 18 | 4 | 3 | 1 | — | — | | | | |
| 51 | Information | 97 | 698 | 3 384 | 15 | 11 | | 2 | 2 | | | | | | |
| 52 | Finance & insurance | 889 | 5 705 | 21 794 | 65 | 41 | 12 | 7 | 4 | | | | 1 | | |
| 522 | Credit intermediation & related activities | 230 | 2 114 | 8 118 | 22 | 7 | 7 | 4 | 4 | — | — | | | | |
| 5221 | Depository credit intermediation | (C) | (D) | (D) | 18 | 5 | 6 | 3 | 4 | — | — | | | | |
| 52211 | Commercial banking | 193 | 1 626 | 6 606 | 15 | 3 | 5 | 3 | 4 | — | — | | | | |
| 522110 | Commercial banking | 193 | 1 626 | 6 606 | 15 | 3 | 5 | 3 | 4 | — | — | | | | |
| 524 | Insurance carriers & related activities | 637 | 3 385 | 12 996 | 33 | 25 | 4 | 3 | — | — | — | | 1 | | |
| 5241 | Insurance carriers | (F) | (D) | (D) | 3 | 1 | — | 1 | — | — | — | | 1 | | |
| 52412 | Other direct insurance carriers | (F) | (D) | (D) | 3 | 1 | — | 1 | — | — | — | | 1 | | |
| 53 | Real estate & rental & leasing | 110 | 468 | 1 735 | 19 | 13 | 2 | 1 | 3 | | | | | | |
| 54 | Professional, scientific & technical services | 176 | 975 | 4 181 | 49 | 34 | 11 | 4 | | | | | | | |
| 541 | Professional, scientific & technical services | 176 | 975 | 4 181 | 49 | 34 | 11 | 4 | — | — | — | | | | |
| 55 | Management of companies & enterprises | 45 | 206 | 866 | 6 | 2 | 3 | 1 | | | | | | | |
| 56 | Admin, support, waste mgt, remediation services | 275 | 915 | 4 464 | 22 | 12 | 4 | 3 | 2 | | 1 | | | | |
| 561 | Administrative & support services | 250 | 847 | 4 179 | 18 | 10 | 3 | 2 | 2 | — | 1 | | | | |
| 5614 | Business support services | (C) | (D) | (D) | 3 | 1 | — | 1 | — | — | 1 | | | | |
| 56142 | Telephone call centers | (C) | (D) | (D) | 2 | — | — | 1 | — | — | 1 | | | | |
| 61 | Educational services | 245 | 970 | 3 927 | 8 | 4 | | 1 | 1 | 1 | 1 | | | | |
| 611 | Educational services | 245 | 970 | 3 927 | 8 | 4 | — | 1 | 1 | 1 | 1 | | | | |
| 6111 | Elementary & secondary schools | 239 | 962 | 3 891 | 5 | 1 | — | 1 | 1 | 1 | 1 | | | | |
| 61111 | Elementary & secondary schools | 239 | 962 | 3 891 | 5 | 1 | — | 1 | 1 | 1 | 1 | | | | |
| 611110 | Elementary & secondary schools | 239 | 962 | 3 891 | 5 | 1 | — | 1 | 1 | 1 | 1 | | | | |

See footnotes at end of table.

Table 6. Counties—Employees, Payroll, and Establishments by Industry: 2001—Con.

[Excludes most government employees, railroad employees, and self-employed persons. Size class 1 to 4 includes establishments with payroll, but no employees, during mid-March pay period. (D) denotes figures withheld to avoid disclosing data for individual companies; the data are included in broader industry totals. Detailed industries with 100 or more employees are shown if industry was not a (D). For explanation of terms, abbreviations, and data reliability/comparability, see introductory text]

| NAICS code | Industry | Number of employees for week including March 12 | Payroll (\$1,000) | | Total number of establishments | Number of establishments by employment-size class | | | | | | | | |
|---------------------|---|---|-------------------|----------------|--------------------------------|---|-----------|-----------|-----------|-----------|------------|------------|------------|---------------|
| | | | First quarter | Annual | | 1 to 4 | 5 to 9 | 10 to 19 | 20 to 49 | 50 to 99 | 100 to 249 | 250 to 499 | 500 to 999 | 1,000 or more |
| CARROLL—Con. | | | | | | | | | | | | | | |
| 62 | Health care and social assistance | 1 723 | 8 510 | 35 443 | 91 | 37 | 32 | 9 | 5 | 3 | 4 | 1 | — | — |
| 621 | Ambulatory health care services | 324 | 2 298 | 10 310 | 44 | 25 | 10 | 6 | 2 | 1 | — | — | — | — |
| 6211 | Offices of physicians | 141 | 1 610 | 7 186 | 17 | 8 | 6 | 2 | — | 1 | — | — | — | — |
| 62111 | Offices of physicians | 141 | 1 610 | 7 186 | 17 | 8 | 6 | 2 | — | 1 | — | — | — | — |
| 621111 | Offices of physicians (exc mental health) | 141 | 1 610 | 7 186 | 17 | 8 | 6 | 2 | — | 1 | — | — | — | — |
| 622 | Hospitals | (E) | (D) | (D) | 2 | — | — | — | — | — | 1 | 1 | — | — |
| 6221 | General medical & surgical hospitals | (E) | (D) | (D) | 2 | — | — | — | — | — | 1 | 1 | — | — |
| 62211 | General medical & surgical hospitals | (E) | (D) | (D) | 2 | — | — | — | — | — | 1 | 1 | — | — |
| 623 | Nursing & residential care facilities | 501 | 1 872 | 7 240 | 26 | 2 | 19 | 1 | 2 | 1 | 1 | — | — | — |
| 6231 | Nursing care facilities | (C) | (D) | (D) | 2 | — | — | — | 1 | 1 | — | — | — | — |
| 62311 | Nursing care facilities | (C) | (D) | (D) | 2 | — | — | — | 1 | 1 | — | — | — | — |
| 6232 | Residential mental retardation, health facil | (C) | (D) | (D) | 21 | 2 | 19 | — | — | — | — | — | — | — |
| 62321 | Residential mental retardation facilities | (C) | (D) | (D) | 21 | 2 | 19 | — | — | — | — | — | — | — |
| 6239 | Other residential care facilities | (C) | (D) | (D) | 1 | — | — | — | — | — | 1 | — | — | — |
| 62399 | Other residential care facilities | (C) | (D) | (D) | 1 | — | — | — | — | — | 1 | — | — | — |
| 624 | Social assistance | (E) | (D) | (D) | 19 | 10 | 3 | 2 | 1 | 1 | 2 | — | — | — |
| 6241 | Individual & family services | 216 | 754 | 2 854 | 10 | 5 | 2 | 1 | — | 1 | 1 | — | — | — |
| 62419 | Other individual & family services | (C) | (D) | (D) | 4 | 2 | 1 | — | — | — | 1 | — | — | — |
| 6243 | Vocational rehabilitation services | (C) | (D) | (D) | 1 | — | — | — | — | — | 1 | — | — | — |
| 62431 | Vocational rehabilitation services | (C) | (D) | (D) | 1 | — | — | — | — | — | 1 | — | — | — |
| 71 | Arts, entertainment & recreation | 50 | 92 | 513 | 6 | 2 | 3 | — | 1 | — | — | — | — | — |
| 72 | Accommodation & food services | 708 | 1 256 | 5 262 | 45 | 17 | 7 | 8 | 9 | 4 | — | — | — | — |
| 721 | Accommodation | 112 | 293 | 1 186 | 5 | 2 | 1 | 1 | — | 1 | — | — | — | — |
| 7211 | Traveler accommodation | (C) | (D) | (D) | 4 | 1 | 1 | 1 | — | 1 | — | — | — | — |
| 72111 | Hotels (exc casino hotels) & motels | (C) | (D) | (D) | 4 | 1 | 1 | 1 | — | 1 | — | — | — | — |
| 722 | Food services & drinking places | 596 | 963 | 4 076 | 40 | 15 | 6 | 7 | 9 | 3 | — | — | — | — |
| 7221 | Full-service restaurants | 347 | 500 | 2 004 | 21 | 7 | — | 6 | 7 | 1 | — | — | — | — |
| 72211 | Full-service restaurants | 347 | 500 | 2 004 | 21 | 7 | — | 6 | 7 | 1 | — | — | — | — |
| 722110 | Full-service restaurants | 347 | 500 | 2 004 | 21 | 7 | — | 6 | 7 | 1 | — | — | — | — |
| 7222 | Limited-service eating places | 211 | 321 | 1 428 | 9 | 3 | 1 | 1 | 2 | 2 | — | — | — | — |
| 72221 | Limited-service eating places | 211 | 321 | 1 428 | 9 | 3 | 1 | 1 | 2 | 2 | — | — | — | — |
| 81 | Other services (except public administration) | 304 | 1 006 | 4 298 | 88 | 68 | 17 | 1 | 2 | — | — | — | — | — |
| 811 | Repair & maintenance | 100 | 447 | 2 013 | 30 | 25 | 4 | — | 1 | — | — | — | — | — |
| 813 | Religious, grantmaking, civic, prof & like organizations | 128 | 321 | 1 306 | 43 | 33 | 9 | 1 | — | — | — | — | — | — |
| 95 | Auxiliaries (exc corporate, subsidiary & regional mgt) | (A) | (D) | (D) | 2 | — | 1 | 1 | — | — | — | — | — | — |
| 99 | Unclassified establishments | 1 | 2 | 18 | 4 | 4 | — | — | — | — | — | — | — | — |
| CASS | | | | | | | | | | | | | | |
| | Total | 5 288 | 27 104 | 114 591 | 491 | 282 | 87 | 66 | 37 | 11 | 6 | 2 | — | — |
| 11 | Forestry, fishing, hunting, and agriculture support | (A) | (D) | (D) | 1 | 1 | — | — | — | — | — | — | — | — |
| 21 | Mining | (A) | (D) | (D) | 1 | — | 1 | — | — | — | — | — | — | — |
| 22 | Utilities | (A) | (D) | (D) | 1 | 1 | — | — | — | — | — | — | — | — |
| 23 | Construction | 379 | 2 564 | 15 879 | 51 | 38 | 4 | 5 | 2 | 1 | 1 | — | — | — |
| 234 | Heavy construction | 215 | 1 710 | 11 633 | 9 | 6 | — | — | 1 | 1 | 1 | — | — | — |
| 2341 | Highway, street, bridge & tunnel construction | 208 | 1 674 | 11 386 | 5 | 2 | — | — | 1 | 1 | 1 | — | — | — |
| 23412 | Bridge & tunnel construction | (C) | (D) | (D) | 3 | 1 | — | — | 1 | — | 1 | — | — | — |
| 235 | Special trade contractors | 149 | 777 | 3 787 | 35 | 26 | 3 | 5 | 1 | — | — | — | — | — |
| 31-33 | Manufacturing | 1 072 | 7 685 | 28 738 | 23 | 8 | 2 | 3 | 5 | 2 | 2 | 1 | — | — |
| 315 | Apparel manufacturing | (C) | (D) | (D) | 2 | — | — | — | 1 | — | 1 | — | — | — |
| 3152 | Cut & sew apparel mfg | (C) | (D) | (D) | 2 | — | — | — | 1 | — | 1 | — | — | — |
| 31529 | Other cut & sew apparel mfg | (C) | (D) | (D) | 1 | — | — | — | — | — | — | — | — | — |
| 333 | Machinery mfg | (E) | (D) | (D) | 5 | 1 | 2 | — | 1 | — | 1 | — | — | — |
| 3339 | Other general purpose machinery mfg | (C) | (D) | (D) | 1 | — | — | — | — | — | 1 | — | — | — |
| 33392 | Material handling equipment mfg | (C) | (D) | (D) | 1 | — | — | — | — | — | 1 | — | — | — |
| 336 | Transportation equipment mfg | (E) | (D) | (D) | 1 | — | — | — | — | — | — | 1 | — | — |
| 3363 | Motor vehicle parts mfg | (E) | (D) | (D) | 1 | — | — | — | — | — | — | 1 | — | — |
| 33631 | Motor vehicle gas engine & engine parts mfg | (E) | (D) | (D) | 1 | — | — | — | — | — | — | 1 | — | — |
| 42 | Wholesale trade | 300 | 1 715 | 6 799 | 30 | 13 | 8 | 5 | 3 | 1 | — | — | — | — |
| 422 | Wholesale trade, nondurable goods | 207 | 1 126 | 4 489 | 19 | 9 | 5 | 3 | 1 | 1 | — | — | — | — |

See footnotes at end of table.

Table 6. Counties—Employees, Payroll, and Establishments by Industry: 2001—Con.

[Excludes most government employees, railroad employees, and self-employed persons. Size class 1 to 4 includes establishments with payroll, but no employees, during mid-March pay period. (D) denotes figures withheld to avoid disclosing data for individual companies; the data are included in broader industry totals. Detailed industries with 100 or more employees are shown if industry was not a (D). For explanation of terms, abbreviations, and data reliability/comparability, see introductory text]

| NAICS code | Industry | Number of employees for week including March 12 | Payroll (\$1,000) | | Total number of establishments | Number of establishments by employment-size class | | | | | | | | |
|------------------|---|---|-------------------|---------------|--------------------------------|---|-----------|-----------|-----------|----------|------------|------------|------------|---------------|
| | | | First quarter | Annual | | 1 to 4 | 5 to 9 | 10 to 19 | 20 to 49 | 50 to 99 | 100 to 249 | 250 to 499 | 500 to 999 | 1,000 or more |
| CASS—Con. | | | | | | | | | | | | | | |
| 44-45 | Retail trade | 947 | 3 464 | 15 167 | 90 | 36 | 26 | 17 | 7 | 3 | 1 | — | — | — |
| 441 | Motor vehicle & parts dealers | 110 | 653 | 3 199 | 11 | 3 | 3 | 4 | 1 | — | — | — | — | — |
| 444 | Bldg material & garden equip & supp dealers | 147 | 551 | 2 523 | 15 | 6 | 3 | 3 | 3 | — | — | — | — | — |
| 445 | Food & beverage stores | (E) | (D) | (D) | 8 | 2 | 3 | — | — | 2 | 1 | — | — | — |
| 4451 | Grocery stores | 283 | 856 | 3 703 | 6 | 1 | 2 | — | — | 2 | 1 | — | — | — |
| 44511 | Grocery (except convenience) stores | 283 | 856 | 3 703 | 6 | 1 | 2 | — | — | 2 | 1 | — | — | — |
| 445110 | Grocery (except convenience) stores | 283 | 856 | 3 703 | 6 | 1 | 2 | — | — | 2 | 1 | — | — | — |
| 447 | Gasoline stations | 106 | 282 | 1 063 | 16 | 5 | 7 | 4 | — | — | — | — | — | — |
| 4471 | Gasoline stations | 106 | 282 | 1 063 | 16 | 5 | 7 | 4 | — | — | — | — | — | — |
| 452 | General merchandise stores | 104 | 310 | 1 283 | 4 | — | 1 | — | 2 | 1 | — | — | — | — |
| 48-49 | Transportation & warehousing | 108 | 659 | 3 107 | 23 | 17 | 3 | 2 | 1 | — | — | — | — | — |
| 51 | Information | 89 | 500 | 1 966 | 13 | 8 | 1 | 3 | 1 | — | — | — | — | — |
| 52 | Finance & insurance | 203 | 1 242 | 5 124 | 40 | 25 | 9 | 4 | 2 | — | — | — | — | — |
| 522 | Credit intermediation & related activities | 118 | 781 | 3 308 | 13 | 4 | 4 | 3 | 2 | — | — | — | — | — |
| 5221 | Depository credit intermediation | (C) | (D) | (D) | 10 | 2 | 3 | 3 | 2 | — | — | — | — | — |
| 53 | Real estate & rental & leasing | (B) | (D) | (D) | 12 | 11 | — | 1 | — | — | — | — | — | — |
| 54 | Professional, scientific & technical services | 120 | 771 | 3 251 | 29 | 18 | 9 | 2 | — | — | — | — | — | — |
| 541 | Professional, scientific & technical services | 120 | 771 | 3 251 | 29 | 18 | 9 | 2 | — | — | — | — | — | — |
| 56 | Admin, support, waste mgt, remediation services | 183 | 582 | 2 612 | 21 | 16 | 2 | 2 | — | — | 1 | — | — | — |
| 561 | Administrative & support services | 176 | 558 | 2 513 | 17 | 12 | 2 | 2 | — | — | 1 | — | — | — |
| 5614 | Business support services | (C) | (D) | (D) | 2 | — | 1 | — | — | — | 1 | — | — | — |
| 56142 | Telephone call centers | (C) | (D) | (D) | 1 | — | — | — | — | — | 1 | — | — | — |
| 61 | Educational services | (A) | (D) | (D) | 1 | 1 | — | — | — | — | — | — | — | — |
| 62 | Health care and social assistance | 1 169 | 6 119 | 24 076 | 45 | 18 | 5 | 9 | 7 | 4 | 1 | 1 | — | — |
| 621 | Ambulatory health care services | 193 | 1 345 | 5 423 | 16 | 7 | 3 | 3 | 2 | 1 | — | — | — | — |
| 622 | Hospitals | (E) | (D) | (D) | 1 | — | — | — | — | — | — | 1 | — | — |
| 6221 | General medical & surgical hospitals | (E) | (D) | (D) | 1 | — | — | — | — | — | — | 1 | — | — |
| 62211 | General medical & surgical hospitals | (E) | (D) | (D) | 1 | — | — | — | — | — | — | 1 | — | — |
| 623 | Nursing & residential care facilities | 421 | 1 746 | 7 251 | 13 | 1 | — | 5 | 4 | 3 | — | — | — | — |
| 6231 | Nursing care facilities | 174 | 781 | 3 242 | 4 | 1 | — | — | 1 | 2 | — | — | — | — |
| 62311 | Nursing care facilities | 174 | 781 | 3 242 | 4 | 1 | — | — | 1 | 2 | — | — | — | — |
| 623110 | Nursing care facilities | 174 | 781 | 3 242 | 4 | 1 | — | — | 1 | 2 | — | — | — | — |
| 6232 | Residential mental retardation, health facil | 119 | 512 | 2 101 | 6 | — | — | 3 | 3 | — | — | — | — | — |
| 6233 | Community care facilities for the elderly | 128 | 453 | 1 908 | 3 | — | — | 2 | — | 1 | — | — | — | — |
| 62331 | Community care facilities for the elderly | 128 | 453 | 1 908 | 3 | — | — | 2 | — | 1 | — | — | — | — |
| 624 | Social assistance | (C) | (D) | (D) | 15 | 10 | 2 | 1 | 1 | — | 1 | — | — | — |
| 6243 | Vocational rehabilitation services | (C) | (D) | (D) | 2 | — | — | — | 1 | — | 1 | — | — | — |
| 62431 | Vocational rehabilitation services | (C) | (D) | (D) | 2 | — | — | — | 1 | — | 1 | — | — | — |
| 71 | Arts, entertainment & recreation | 63 | 89 | 590 | 6 | 3 | 1 | — | 2 | — | — | — | — | — |
| 72 | Accommodation & food services | 371 | 638 | 2 816 | 38 | 17 | 6 | 9 | 6 | — | — | — | — | — |
| 722 | Food services & drinking places | (E) | (D) | (D) | 34 | 15 | 6 | 9 | 4 | — | — | — | — | — |
| 7221 | Full-service restaurants | 152 | 227 | 1 022 | 17 | 6 | 4 | 6 | 1 | — | — | — | — | — |
| 72211 | Full-service restaurants | 152 | 227 | 1 022 | 17 | 6 | 4 | 6 | 1 | — | — | — | — | — |
| 722110 | Full-service restaurants | 152 | 227 | 1 022 | 17 | 6 | 4 | 6 | 1 | — | — | — | — | — |
| 7222 | Limited-service eating places | 163 | 310 | 1 315 | 12 | 4 | 2 | 3 | 3 | — | — | — | — | — |
| 72221 | Limited-service eating places | 163 | 310 | 1 315 | 12 | 4 | 2 | 3 | 3 | — | — | — | — | — |
| 81 | Other services (except public administration) | 228 | 707 | 2 799 | 64 | 50 | 10 | 3 | 1 | — | — | — | — | — |
| 813 | Religious, grantmaking, civic, prof & like organizations | 121 | 282 | 1 084 | 26 | 19 | 4 | 2 | 1 | — | — | — | — | — |
| 95 | Auxiliaries (exc corporate, subsidiary & regional mgt) | (A) | (D) | (D) | 1 | — | — | 1 | — | — | — | — | — | — |
| 99 | Unclassified establishments | (A) | (D) | (D) | 1 | 1 | — | — | — | — | — | — | — | — |
| CEDAR | | | | | | | | | | | | | | |
| | Total | 4 114 | 19 963 | 82 853 | 494 | 308 | 87 | 59 | 29 | 5 | 5 | 1 | — | — |
| 11 | Forestry, fishing, hunting, and agriculture support | (B) | (D) | (D) | 3 | 2 | — | — | 1 | — | — | — | — | — |
| 21 | Mining | (A) | (D) | (D) | 1 | 1 | — | — | — | — | — | — | — | — |
| 22 | Utilities | (A) | (D) | (D) | 2 | 1 | — | 1 | — | — | — | — | — | — |
| 23 | Construction | 268 | 1 381 | 6 752 | 75 | 58 | 11 | 5 | 1 | — | — | — | — | — |
| 235 | Special trade contractors | 154 | 802 | 4 021 | 48 | 38 | 7 | 3 | — | — | — | — | — | — |

See footnotes at end of table.

Table 6. Counties—Employees, Payroll, and Establishments by Industry: 2001—Con.

[Excludes most government employees, railroad employees, and self-employed persons. Size class 1 to 4 includes establishments with payroll, but no employees, during mid-March pay period. (D) denotes figures withheld to avoid disclosing data for individual companies; the data are included in broader industry totals. Detailed industries with 100 or more employees are shown if industry was not a (D). For explanation of terms, abbreviations, and data reliability/comparability, see introductory text]

| NAICS code | Industry | Number of employees for week including March 12 | Payroll (\$1,000) | | Total number of establishments | Number of establishments by employment-size class | | | | | | | | | |
|---|--|---|-------------------|--------|--------------------------------|---|--------|----------|----------|----------|------------|------------|------------|---------------|--|
| | | | First quarter | Annual | | 1 to 4 | 5 to 9 | 10 to 19 | 20 to 49 | 50 to 99 | 100 to 249 | 250 to 499 | 500 to 999 | 1,000 or more | |
| CERRO GORDO—Con. | | | | | | | | | | | | | | | |
| 44-45 Retail trade—Con. | | | | | | | | | | | | | | | |
| 447 | Gasoline stations | 283 | 981 | 3 642 | 34 | 11 | 11 | 11 | 1 | — | — | — | — | — | |
| 4471 | Gasoline stations | 283 | 981 | 3 642 | 34 | 11 | 11 | 11 | 1 | — | — | — | — | — | |
| 44711 | Gasoline stations with convenience stores .. | 218 | 658 | 2 375 | 27 | 7 | 10 | 10 | — | — | — | — | — | — | |
| 447110 | Gasoline stations with convenience stores . | 218 | 658 | 2 375 | 27 | 7 | 10 | 10 | — | — | — | — | — | — | |
| 448 | Clothing & clothing accessories stores | 182 | 582 | 2 355 | 28 | 8 | 16 | 4 | — | — | — | — | — | — | |
| 4481 | Clothing stores | 112 | 284 | 1 157 | 14 | 2 | 9 | 3 | — | — | — | — | — | — | |
| 451 | Sporting goods, hobby, book & music stores | 135 | 731 | 2 326 | 18 | 10 | 3 | 3 | 2 | — | — | — | — | — | |
| 4511 | Sporting goods, hobby, musical instrument stores | 110 | 662 | 2 054 | 15 | 10 | 1 | 2 | 2 | — | — | — | — | — | |
| 452 | General merchandise stores | 1 075 | 3 360 | 15 036 | 16 | 2 | 4 | 2 | 1 | 3 | 3 | 1 | — | — | |
| 4521 | Department stores | 759 | 2 397 | 10 694 | 6 | — | — | — | — | 3 | 2 | 1 | — | — | |
| 45211 | Department stores | 759 | 2 397 | 10 694 | 6 | — | — | — | — | 3 | 2 | 1 | — | — | |
| 452110 | Department stores | 759 | 2 397 | 10 694 | 6 | — | — | — | — | 3 | 2 | 1 | — | — | |
| 4529 | Other general merchandise stores | 316 | 963 | 4 342 | 10 | 2 | 4 | 2 | 1 | — | 1 | — | — | — | |
| 45291 | Warehouse clubs & superstores | (C) | (D) | (D) | 1 | — | — | — | — | — | 1 | — | — | — | |
| 453 | Miscellaneous store retailers | 160 | 431 | 1 957 | 27 | 12 | 9 | 5 | 1 | — | — | — | — | — | |
| 48-49 Transportation & warehousing | | | | | | | | | | | | | | | |
| 484 | Truck transportation | 255 | 2 178 | 8 883 | 36 | 23 | 4 | 4 | 5 | — | — | — | — | — | |
| 4841 | General freight trucking | 221 | 1 951 | 8 310 | 26 | 16 | 2 | 3 | 5 | — | — | — | — | — | |
| 48412 | General freight trucking, long-distance | 209 | 1 918 | 8 122 | 21 | 12 | 1 | 3 | 5 | — | — | — | — | — | |
| 484121 | General freight trucking, long-distance, TL | 101 | 703 | 3 419 | 14 | 10 | — | 2 | 2 | — | — | — | — | — | |
| 484122 | General freight trucking, long-distance, LTL | 108 | 1 215 | 4 703 | 7 | 2 | 1 | 1 | 3 | — | — | — | — | — | |
| 492 | Couriers & messengers | 116 | 710 | 2 668 | 6 | 1 | 2 | 1 | 1 | 1 | — | — | — | — | |
| 51 Information | | | | | | | | | | | | | | | |
| 511 | Publishing industries | (E) | (D) | (D) | 5 | 1 | — | 1 | 1 | 1 | — | — | — | — | |
| 5111 | Newspaper, periodical, book, database publishers | (C) | (D) | (D) | 4 | 1 | — | 1 | 1 | — | 1 | — | — | — | |
| 51111 | Newspaper publishers | (C) | (D) | (D) | 2 | — | — | 1 | — | — | 1 | — | — | — | |
| 513 | Broadcasting & telecommunications | 267 | 2 178 | 8 121 | 24 | 10 | 4 | 7 | 2 | 1 | — | — | — | — | |
| 5131 | Radio & television broadcasting | (C) | (D) | (D) | 8 | 3 | — | 4 | — | 1 | — | — | — | — | |
| 52 Finance & insurance | | | | | | | | | | | | | | | |
| 522 | Credit intermediation & related activities | 387 | 3 301 | 12 973 | 39 | 19 | 9 | 8 | 2 | 1 | — | — | — | — | |
| 5221 | Depository credit intermediation | 357 | 2 973 | 11 584 | 30 | 12 | 8 | 7 | 2 | 1 | — | — | — | — | |
| 52211 | Commercial banking | 277 | 2 562 | 10 040 | 17 | 5 | 5 | 4 | 2 | 1 | — | — | — | — | |
| 522110 | Commercial banking | 277 | 2 562 | 10 040 | 17 | 5 | 5 | 4 | 2 | 1 | — | — | — | — | |
| 523 | Security, commodity contracts & like activity | 153 | 2 709 | 8 745 | 18 | 12 | 4 | 1 | — | 1 | — | — | — | — | |
| 5231 | Scrt'y & comdty contracts intermed & brokerage . | (C) | (D) | (D) | 11 | 7 | 2 | 1 | — | 1 | — | — | — | — | |
| 52312 | Securities brokerage | 135 | 2 649 | 8 502 | 10 | 6 | 2 | 1 | — | 1 | — | — | — | — | |
| 523120 | Securities brokerage | 135 | 2 649 | 8 502 | 10 | 6 | 2 | 1 | — | 1 | — | — | — | — | |
| 524 | Insurance carriers & related activities | 701 | 6 261 | 20 738 | 41 | 32 | 4 | 4 | — | — | — | — | 1 | — | |
| 5241 | Insurance carriers | (F) | (D) | (D) | 5 | 4 | — | — | — | — | — | — | 1 | — | |
| 52411 | Direct life, health, medical insurance carriers . | (F) | (D) | (D) | 4 | 3 | — | — | — | — | — | — | 1 | — | |
| 5242 | Agencies & other insurance related activities ... | (C) | (D) | (D) | 36 | 28 | 4 | 4 | — | — | — | — | — | — | |
| 52421 | Insurance agencies & brokerages | (C) | (D) | (D) | 35 | 27 | 4 | 4 | — | — | — | — | — | — | |
| 53 Real estate & rental & leasing | | | | | | | | | | | | | | | |
| 53 | Real estate & rental & leasing | 158 | 644 | 2 805 | 51 | 41 | 7 | 3 | — | — | — | — | — | — | |
| 54 Professional, scientific & technical services | | | | | | | | | | | | | | | |
| 541 | Professional, scientific & technical services | 511 | 3 554 | 15 389 | 90 | 59 | 15 | 12 | 3 | 1 | — | — | — | — | |
| 5411 | Legal services | 118 | 857 | 3 756 | 32 | 23 | 6 | 3 | — | — | — | — | — | — | |
| 54111 | Offices of lawyers | (C) | (D) | (D) | 30 | 22 | 5 | 3 | — | — | — | — | — | — | |
| 5412 | Accounting, tax prep, bookkeep, payroll services | 125 | 681 | 2 752 | 22 | 13 | 3 | 5 | 1 | — | — | — | — | — | |
| 54121 | Accounting, tax prep, bookkeep, payroll services | 125 | 681 | 2 752 | 22 | 13 | 3 | 5 | 1 | — | — | — | — | — | |
| 5413 | Architectural, engineering & related services ... | 101 | 951 | 3 998 | 11 | 7 | 1 | 2 | — | 1 | — | — | — | — | |
| 55 Management of companies & enterprises | | | | | | | | | | | | | | | |
| 55 | Management of companies & enterprises | 27 | 159 | 802 | 3 | 1 | — | 2 | — | — | — | — | — | — | |
| 56 Admin, support, waste mgt, remediation services | | | | | | | | | | | | | | | |
| 561 | Administrative & support services | 940 | 3 423 | 14 549 | 64 | 35 | 11 | 6 | 8 | 1 | 3 | — | — | — | |
| 5613 | Employment services | 304 | 1 117 | 4 721 | 7 | 1 | 1 | — | 3 | 1 | 1 | — | — | — | |
| 56132 | Temporary help services | (E) | (D) | (D) | 5 | 1 | — | — | 2 | 1 | 1 | — | — | — | |
| 5614 | Business support services | 289 | 893 | 3 989 | 5 | 1 | 1 | — | 1 | — | 2 | — | — | — | |
| 56142 | Telephone call centers | (C) | (D) | (D) | 2 | — | — | — | 1 | — | 1 | — | — | — | |
| 56144 | Collection agencies | (C) | (D) | (D) | 1 | — | — | — | — | — | 1 | — | — | — | |
| 5617 | Services to buildings & dwellings | 255 | 615 | 2 820 | 37 | 26 | 5 | 2 | 4 | — | — | — | — | — | |
| 56172 | Janitorial services | 192 | 445 | 1 858 | 13 | 6 | 2 | 1 | 4 | — | — | — | — | — | |
| 561720 | Janitorial services | 192 | 445 | 1 858 | 13 | 6 | 2 | 1 | 4 | — | — | — | — | — | |
| 61 Educational services | | | | | | | | | | | | | | | |
| 611 | Educational services | 266 | 1 049 | 4 499 | 12 | 4 | 3 | 1 | 3 | — | 1 | — | — | — | |
| 6111 | Elementary & secondary schools | (C) | (D) | (D) | 4 | — | 2 | — | 1 | — | 1 | — | — | — | |
| 61111 | Elementary & secondary schools | (C) | (D) | (D) | 4 | — | 2 | — | 1 | — | 1 | — | — | — | |

See footnotes at end of table.

Table 6. Counties—Employees, Payroll, and Establishments by Industry: 2001—Con.

[Excludes most government employees, railroad employees, and self-employed persons. Size class 1 to 4 includes establishments with payroll, but no employees, during mid-March pay period. (D) denotes figures withheld to avoid disclosing data for individual companies; the data are included in broader industry totals. Detailed industries with 100 or more employees are shown if industry was not a (D). For explanation of terms, abbreviations, and data reliability/comparability, see introductory text]

| NAICS code | Industry | Number of employees for week including March 12 | Payroll (\$1,000) | | Total number of establishments | Number of establishments by employment-size class | | | | | | | | | |
|----------------------|---|---|-------------------|---------------|--------------------------------|---|-----------|-----------|----------|----------|------------|------------|------------|---------------|--|
| | | | First quarter | Annual | | 1 to 4 | 5 to 9 | 10 to 19 | 20 to 49 | 50 to 99 | 100 to 249 | 250 to 499 | 500 to 999 | 1,000 or more | |
| CHEROKEE—Con. | | | | | | | | | | | | | | | |
| 31-33 | Manufacturing | 934 | 6 336 | 28 576 | 17 | 8 | 2 | 1 | 3 | 2 | — | — | 1 | — | |
| 311 | Food mfg | (F) | (D) | (D) | 3 | 1 | — | — | 1 | — | — | — | 1 | — | |
| 3116 | Animal slaughtering & processing | (F) | (D) | (D) | 3 | 1 | — | — | 1 | — | — | — | 1 | — | |
| 31161 | Animal slaughtering & processing | (F) | (D) | (D) | 3 | 1 | — | — | 1 | — | — | — | 1 | — | |
| 42 | Wholesale trade | 152 | 887 | 4 385 | 15 | 7 | 3 | 3 | 2 | — | — | — | — | — | |
| 422 | Wholesale trade, nondurable goods | 103 | 629 | 3 025 | 7 | 4 | — | 1 | 2 | — | — | — | — | — | |
| 44-45 | Retail trade | 823 | 3 367 | 13 725 | 89 | 42 | 25 | 13 | 6 | 2 | 1 | — | — | — | |
| 441 | Motor vehicle & parts dealers | 108 | 657 | 2 821 | 10 | 1 | 5 | 3 | 1 | — | — | — | — | — | |
| 444 | Bldg material & garden equip & supp dealers | 155 | 1 055 | 3 650 | 20 | 9 | 6 | 3 | 2 | — | — | — | — | — | |
| 4442 | Lawn & garden equip & supplies stores | (C) | (D) | (D) | 11 | 3 | 4 | 3 | 1 | — | — | — | — | — | |
| 445 | Food & beverage stores | 197 | 583 | 2 414 | 8 | 4 | 1 | 1 | — | 1 | 1 | — | — | — | |
| 4451 | Grocery stores | 186 | 563 | 2 329 | 4 | 1 | — | 1 | — | 1 | 1 | — | — | — | |
| 44511 | Grocery (except convenience) stores | 186 | 563 | 2 329 | 4 | 1 | — | 1 | — | 1 | 1 | — | — | — | |
| 445110 | Grocery (except convenience) stores | 186 | 563 | 2 329 | 4 | 1 | — | 1 | — | 1 | 1 | — | — | — | |
| 447 | Gasoline stations | 111 | 310 | 1 339 | 14 | 3 | 6 | 5 | — | — | — | — | — | — | |
| 4471 | Gasoline stations | 111 | 310 | 1 339 | 14 | 3 | 6 | 5 | — | — | — | — | — | — | |
| 452 | General merchandise stores | 108 | 267 | 1 179 | 4 | — | 1 | 1 | 1 | 1 | — | — | — | — | |
| 48-49 | Transportation & warehousing | 39 | 203 | 1 039 | 16 | 13 | 3 | — | — | — | — | — | — | — | |
| 51 | Information | 85 | 248 | 1 410 | 10 | 4 | 3 | 2 | 1 | — | — | — | — | — | |
| 52 | Finance & insurance | 175 | 1 165 | 4 576 | 27 | 16 | 4 | 5 | 2 | — | — | — | — | — | |
| 522 | Credit intermediation & related activities | 123 | 881 | 3 430 | 10 | 3 | — | 5 | 2 | — | — | — | — | — | |
| 5221 | Depository credit intermediation | 123 | 881 | 3 430 | 10 | 3 | — | 5 | 2 | — | — | — | — | — | |
| 52211 | Commercial banking | (C) | (D) | (D) | 8 | 2 | — | 5 | 1 | — | — | — | — | — | |
| 53 | Real estate & rental & leasing | (A) | (D) | (D) | 5 | 5 | — | — | — | — | — | — | — | — | |
| 54 | Professional, scientific & technical services | 80 | 374 | 1 598 | 21 | 16 | 4 | 1 | — | — | — | — | — | — | |
| 55 | Management of companies & enterprises | (A) | (D) | (D) | 1 | 1 | — | — | — | — | — | — | — | — | |
| 56 | Admin, support, waste mgt, remediation services | 65 | 315 | 1 576 | 17 | 13 | 1 | 3 | — | — | — | — | — | — | |
| 61 | Educational services | 16 | 42 | 223 | 5 | 4 | 1 | — | — | — | — | — | — | — | |
| 62 | Health care and social assistance | 957 | 5 571 | 25 525 | 40 | 13 | 12 | 7 | 3 | 3 | 1 | 1 | — | — | |
| 621 | Ambulatory health care services | 132 | 881 | 4 108 | 21 | 8 | 9 | 4 | — | — | — | — | — | — | |
| 622 | Hospitals | (E) | (D) | (D) | 2 | — | — | — | — | — | 1 | 1 | — | — | |
| 6221 | General medical & surgical hospitals | (C) | (D) | (D) | 1 | — | — | — | — | — | 1 | — | — | — | |
| 62211 | General medical & surgical hospitals | (C) | (D) | (D) | 1 | — | — | — | — | — | 1 | — | — | — | |
| 6222 | Psychiatric & substance abuse hospitals | (E) | (D) | (D) | 1 | — | — | — | — | — | — | 1 | — | — | |
| 62221 | Psychiatric & substance abuse hospitals | (E) | (D) | (D) | 1 | — | — | — | — | — | — | 1 | — | — | |
| 623 | Nursing & residential care facilities | 283 | 1 117 | 4 968 | 7 | — | — | 2 | 2 | 3 | — | — | — | — | |
| 6231 | Nursing care facilities | 152 | 646 | 2 745 | 3 | — | — | — | 1 | 2 | — | — | — | — | |
| 62311 | Nursing care facilities | 152 | 646 | 2 745 | 3 | — | — | — | 1 | 2 | — | — | — | — | |
| 623110 | Nursing care facilities | 152 | 646 | 2 745 | 3 | — | — | — | 1 | 2 | — | — | — | — | |
| 71 | Arts, entertainment & recreation | 38 | 69 | 348 | 6 | 4 | — | 2 | — | — | — | — | — | — | |
| 72 | Accommodation & food services | 285 | 491 | 2 099 | 28 | 11 | 4 | 9 | 4 | — | — | — | — | — | |
| 722 | Food services & drinking places | (E) | (D) | (D) | 26 | 10 | 4 | 9 | 3 | — | — | — | — | — | |
| 7221 | Full-service restaurants | 107 | 182 | 753 | 11 | 4 | 1 | 5 | 1 | — | — | — | — | — | |
| 72211 | Full-service restaurants | 107 | 182 | 753 | 11 | 4 | 1 | 5 | 1 | — | — | — | — | — | |
| 722110 | Full-service restaurants | 107 | 182 | 753 | 11 | 4 | 1 | 5 | 1 | — | — | — | — | — | |
| 7222 | Limited-service eating places | 127 | 202 | 855 | 9 | 2 | 1 | 4 | 2 | — | — | — | — | — | |
| 72221 | Limited-service eating places | 127 | 202 | 855 | 9 | 2 | 1 | 4 | 2 | — | — | — | — | — | |
| 722211 | Limited-service restaurants | 127 | 202 | 855 | 9 | 2 | 1 | 4 | 2 | — | — | — | — | — | |
| 81 | Other services (except public administration) | 162 | 500 | 2 022 | 48 | 32 | 14 | 2 | — | — | — | — | — | — | |
| 813 | Religious, grantmaking, civic, prof & like organizations | 110 | 236 | 948 | 25 | 12 | 11 | 2 | — | — | — | — | — | — | |
| 95 | Auxiliaries (exc corporate, subsidiary & regional mgt) | (E) | (D) | (D) | 1 | — | — | — | — | — | — | 1 | — | — | |
| 99 | Unclassified establishments | (A) | (D) | (D) | 1 | 1 | — | — | — | — | — | — | — | — | |

See footnotes at end of table.

Table 6. Counties—Employees, Payroll, and Establishments by Industry: 2001—Con.

[Excludes most government employees, railroad employees, and self-employed persons. Size class 1 to 4 includes establishments with payroll, but no employees, during mid-March pay period. (D) denotes figures withheld to avoid disclosing data for individual companies; the data are included in broader industry totals. Detailed industries with 100 or more employees are shown if industry was not a (D). For explanation of terms, abbreviations, and data reliability/comparability, see introductory text]

| NAICS code | Industry | Number of employees for week including March 12 | Payroll (\$1,000) | | Total number of establishments | Number of establishments by employment-size class | | | | | | | | | |
|------------------|---|---|-------------------|---------------|--------------------------------|---|-----------|-----------|-----------|----------|------------|------------|------------|---------------|--|
| | | | First quarter | Annual | | 1 to 4 | 5 to 9 | 10 to 19 | 20 to 49 | 50 to 99 | 100 to 249 | 250 to 499 | 500 to 999 | 1,000 or more | |
| CHICKASAW | | | | | | | | | | | | | | | |
| | Total | 3 550 | 18 818 | 77 377 | 401 | 246 | 75 | 48 | 21 | 7 | 2 | 2 | - | - | |
| 11 | Forestry, fishing, hunting, and agriculture support | (A) | (D) | (D) | 1 | - | - | 1 | - | - | - | - | - | - | |
| 21 | Mining | (A) | (D) | (D) | 1 | 1 | - | - | - | - | - | - | - | - | |
| 22 | Utilities | (A) | (D) | (D) | 1 | 1 | - | - | - | - | - | - | - | - | |
| 23 | Construction | 224 | 1 068 | 5 817 | 55 | 39 | 8 | 8 | - | - | - | - | - | - | |
| 235 | Special trade contractors | 170 | 798 | 4 135 | 38 | 26 | 7 | 5 | - | - | - | - | - | - | |
| 31-33 | Manufacturing | 1 007 | 7 332 | 26 365 | 29 | 13 | 6 | 3 | 2 | 2 | 1 | 2 | - | - | |
| 311 | Food mfg | (E) | (D) | (D) | 4 | 1 | 1 | - | 1 | - | - | 1 | - | - | |
| 3115 | Dairy product mfg | (E) | (D) | (D) | 1 | - | - | - | - | - | - | 1 | - | - | |
| 31151 | Dairy product (exc frozen) mfg | (E) | (D) | (D) | 1 | - | - | - | - | - | - | 1 | - | - | |
| 332 | Fabricated metal product mfg | 384 | 3 175 | 11 487 | 10 | 3 | 2 | 2 | 1 | 1 | - | 1 | - | - | |
| 3325 | Hardware mfg | (E) | (D) | (D) | 1 | - | - | - | - | - | - | 1 | - | - | |
| 33251 | Hardware mfg | (E) | (D) | (D) | 1 | - | - | - | - | - | - | 1 | - | - | |
| 336 | Transportation equipment mfg | (C) | (D) | (D) | 2 | - | - | - | - | 1 | 1 | - | - | - | |
| 3369 | Other transportation equipment mfg | (C) | (D) | (D) | 1 | - | - | - | - | - | 1 | - | - | - | |
| 33699 | Other transportation equipment mfg | (C) | (D) | (D) | 1 | - | - | - | - | - | 1 | - | - | - | |
| 42 | Wholesale trade | 409 | 2 956 | 13 445 | 29 | 12 | 6 | 4 | 5 | 2 | - | - | - | - | |
| 421 | Wholesale trade, durable goods | 204 | 1 441 | 6 491 | 14 | 5 | 4 | 1 | 3 | 1 | - | - | - | - | |
| 422 | Wholesale trade, nondurable goods | 205 | 1 515 | 6 954 | 15 | 7 | 2 | 3 | 2 | 1 | - | - | - | - | |
| 4225 | Farm product raw material whsle | (C) | (D) | (D) | 9 | 5 | 1 | 2 | - | 1 | - | - | - | - | |
| 42251 | Grain & field bean whsle | (C) | (D) | (D) | 8 | 4 | 1 | 2 | - | 1 | - | - | - | - | |
| 44-45 | Retail trade | 476 | 1 770 | 7 573 | 62 | 31 | 17 | 10 | 3 | 1 | - | - | - | - | |
| 445 | Food & beverage stores | 159 | 458 | 1 844 | 10 | 6 | - | 2 | 1 | 1 | - | - | - | - | |
| 4451 | Grocery stores | (C) | (D) | (D) | 8 | 4 | - | 2 | 1 | 1 | - | - | - | - | |
| 44511 | Grocery (except convenience) stores | (C) | (D) | (D) | 6 | 3 | - | 1 | 1 | 1 | - | - | - | - | |
| 48-49 | Transportation & warehousing | 118 | 518 | 2 636 | 28 | 21 | 2 | 5 | - | - | - | - | - | - | |
| 484 | Truck transportation | (C) | (D) | (D) | 26 | 19 | 2 | 5 | - | - | - | - | - | - | |
| 51 | Information | (B) | (D) | (D) | 2 | - | 1 | 1 | - | - | - | - | - | - | |
| 52 | Finance & insurance | 146 | 949 | 4 124 | 24 | 15 | 5 | 1 | 3 | - | - | - | - | - | |
| 53 | Real estate & rental & leasing | 27 | 113 | 581 | 6 | 3 | 2 | 1 | - | - | - | - | - | - | |
| 54 | Professional, scientific & technical services | 54 | 270 | 1 074 | 18 | 16 | 1 | 1 | - | - | - | - | - | - | |
| 56 | Admin, support, waste mgt, remediation services | 11 | 21 | 184 | 9 | 9 | - | - | - | - | - | - | - | - | |
| 61 | Educational services | (B) | (D) | (D) | 1 | - | - | - | 1 | - | - | - | - | - | |
| 62 | Health care and social assistance | 500 | 2 353 | 9 598 | 24 | 10 | 5 | 3 | 3 | 2 | 1 | - | - | - | |
| 621 | Ambulatory health care services | (C) | (D) | (D) | 12 | 6 | 3 | 1 | 1 | 1 | - | - | - | - | |
| 622 | Hospitals | (C) | (D) | (D) | 1 | - | - | - | - | - | 1 | - | - | - | |
| 6221 | General medical & surgical hospitals | (C) | (D) | (D) | 1 | - | - | - | - | - | 1 | - | - | - | |
| 62211 | General medical & surgical hospitals | (C) | (D) | (D) | 1 | - | - | - | - | - | 1 | - | - | - | |
| 623 | Nursing & residential care facilities | (C) | (D) | (D) | 7 | 1 | 1 | 2 | 2 | 1 | - | - | - | - | |
| 6231 | Nursing care facilities | 153 | 695 | 2 868 | 3 | - | - | - | 2 | 1 | - | - | - | - | |
| 62311 | Nursing care facilities | 153 | 695 | 2 868 | 3 | - | - | - | 2 | 1 | - | - | - | - | |
| 623110 | Nursing care facilities | 153 | 695 | 2 868 | 3 | - | - | - | 2 | 1 | - | - | - | - | |
| 71 | Arts, entertainment & recreation | 25 | 75 | 479 | 7 | 4 | 3 | - | - | - | - | - | - | - | |
| 72 | Accommodation & food services | 272 | 382 | 1 772 | 33 | 14 | 6 | 9 | 4 | - | - | - | - | - | |
| 722 | Food services & drinking places | 234 | 327 | 1 484 | 29 | 13 | 5 | 8 | 3 | - | - | - | - | - | |
| 7221 | Full-service restaurants | 142 | 204 | 845 | 13 | 4 | 2 | 5 | 2 | - | - | - | - | - | |
| 72211 | Full-service restaurants | 142 | 204 | 845 | 13 | 4 | 2 | 5 | 2 | - | - | - | - | - | |
| 722110 | Full-service restaurants | 142 | 204 | 845 | 13 | 4 | 2 | 5 | 2 | - | - | - | - | - | |
| 81 | Other services (except public administration) | 193 | 515 | 2 199 | 63 | 50 | 12 | 1 | - | - | - | - | - | - | |
| 95 | Auxiliaries (exc corporate, subsidiary & regional mgt) | (A) | (D) | (D) | 1 | 1 | - | - | - | - | - | - | - | - | |
| 99 | Unclassified establishments | 12 | 21 | 43 | 7 | 6 | 1 | - | - | - | - | - | - | - | |

See footnotes at end of table.

Table 6. Counties—Employees, Payroll, and Establishments by Industry: 2001—Con.

[Excludes most government employees, railroad employees, and self-employed persons. Size class 1 to 4 includes establishments with payroll, but no employees, during mid-March pay period. (D) denotes figures withheld to avoid disclosing data for individual companies; the data are included in broader industry totals. Detailed industries with 100 or more employees are shown if industry was not a (D). For explanation of terms, abbreviations, and data reliability/comparability, see introductory text]

| NAICS code | Industry | Number of employees for week including March 12 | Payroll (\$1,000) | | Total number of establishments | Number of establishments by employment-size class | | | | | | | | | |
|---------------|---|---|-------------------|----------------|--------------------------------|---|------------|-----------|-----------|-----------|------------|------------|------------|---------------|--|
| | | | First quarter | Annual | | 1 to 4 | 5 to 9 | 10 to 19 | 20 to 49 | 50 to 99 | 100 to 249 | 250 to 499 | 500 to 999 | 1,000 or more | |
| CLARKE | | | | | | | | | | | | | | | |
| | Total | 3 848 | 20 716 | 84 804 | 221 | 130 | 30 | 25 | 24 | 7 | 2 | 1 | 2 | - | |
| 11 | Forestry, fishing, hunting, and agriculture support | (A) | (D) | (D) | 3 | 3 | - | - | - | - | - | - | - | - | |
| 21 | Mining | (A) | (D) | (D) | 1 | 1 | - | - | - | - | - | - | - | - | |
| 22 | Utilities | (B) | (D) | (D) | 2 | - | 1 | - | - | 1 | - | - | - | - | |
| 23 | Construction | (B) | (D) | (D) | 16 | 15 | 1 | - | - | - | - | - | - | - | |
| 31-33 | Manufacturing | 1 338 | 9 049 | 36 676 | 13 | 2 | 1 | 1 | 5 | 2 | - | 1 | 1 | - | |
| 311 | Food mfg | (F) | (D) | (D) | 1 | - | - | - | - | - | - | - | 1 | - | |
| 3116 | Animal slaughtering & processing | (F) | (D) | (D) | 1 | - | - | - | - | - | - | - | 1 | - | |
| 31161 | Animal slaughtering & processing | (F) | (D) | (D) | 1 | - | - | - | - | - | - | - | 1 | - | |
| 333 | Machinery mfg | (C) | (D) | (D) | 2 | - | - | - | 1 | 1 | - | - | - | - | |
| 335 | Electrical equip, appliance & component mfg | (E) | (D) | (D) | 1 | - | - | - | - | - | - | 1 | - | - | |
| 3353 | Electrical equipment mfg | (E) | (D) | (D) | 1 | - | - | - | - | - | - | 1 | - | - | |
| 33531 | Electrical equipment mfg | (E) | (D) | (D) | 1 | - | - | - | - | - | - | 1 | - | - | |
| 336 | Transportation equipment mfg | (C) | (D) | (D) | 2 | - | - | - | 1 | 1 | - | - | - | - | |
| 42 | Wholesale trade | 86 | 509 | 2 522 | 6 | 1 | 3 | 1 | 1 | - | - | - | - | - | |
| 44-45 | Retail trade | 506 | 1 776 | 7 014 | 43 | 17 | 9 | 8 | 7 | 2 | - | - | - | - | |
| 445 | Food & beverage stores | 168 | 510 | 2 196 | 4 | 1 | - | - | 1 | 2 | - | - | - | - | |
| 4451 | Grocery stores | (C) | (D) | (D) | 3 | - | - | - | 1 | 2 | - | - | - | - | |
| 44511 | Grocery (except convenience) stores | (C) | (D) | (D) | 2 | - | - | - | - | 2 | - | - | - | - | |
| 447 | Gasoline stations | 132 | 300 | 1 165 | 11 | 2 | 3 | 4 | 2 | - | - | - | - | - | |
| 4471 | Gasoline stations | 132 | 300 | 1 165 | 11 | 2 | 3 | 4 | 2 | - | - | - | - | - | |
| 44711 | Gasoline stations with convenience stores | (C) | (D) | (D) | 10 | 1 | 3 | 4 | 2 | - | - | - | - | - | |
| 48-49 | Transportation & warehousing | (C) | (D) | (D) | 5 | 2 | 1 | 1 | - | - | 1 | - | - | - | |
| 493 | Warehousing & storage | (C) | (D) | (D) | 1 | - | - | - | - | 1 | - | - | - | - | |
| 4931 | Warehousing & storage | (C) | (D) | (D) | 1 | - | - | - | - | 1 | - | - | - | - | |
| 49311 | General warehousing & storage | (C) | (D) | (D) | 1 | - | - | - | - | 1 | - | - | - | - | |
| 51 | Information | 46 | 156 | 580 | 3 | 2 | - | - | 1 | - | - | - | - | - | |
| 52 | Finance & insurance | 106 | 906 | 2 995 | 16 | 11 | 2 | 1 | 2 | - | - | - | - | - | |
| 53 | Real estate & rental & leasing | (A) | (D) | (D) | 6 | 6 | - | - | - | - | - | - | - | - | |
| 54 | Professional, scientific & technical services | (B) | (D) | (D) | 12 | 10 | 2 | - | - | - | - | - | - | - | |
| 55 | Management of companies & enterprises | (A) | (D) | (D) | 1 | - | - | 1 | - | - | - | - | - | - | |
| 56 | Admin, support, waste mgt, remediation services | 105 | 460 | 2 301 | 11 | 6 | 1 | 2 | 2 | - | - | - | - | - | |
| 561 | Administrative & support services | (C) | (D) | (D) | 10 | 6 | - | 2 | 2 | - | - | - | - | - | |
| 62 | Health care and social assistance | 419 | 2 169 | 9 455 | 25 | 14 | 4 | 3 | 1 | 2 | 1 | - | - | - | |
| 622 | Hospitals | (C) | (D) | (D) | 1 | - | - | - | - | - | 1 | - | - | - | |
| 6221 | General medical & surgical hospitals | (C) | (D) | (D) | 1 | - | - | - | - | - | 1 | - | - | - | |
| 62211 | General medical & surgical hospitals | (C) | (D) | (D) | 1 | - | - | - | - | - | 1 | - | - | - | |
| 623 | Nursing & residential care facilities | 167 | 622 | 2 664 | 6 | 3 | 1 | - | - | 2 | - | - | - | - | |
| 71 | Arts, entertainment & recreation | (F) | (D) | (D) | 3 | 1 | - | 1 | - | - | - | - | 1 | - | |
| 713 | Amusement, gambling & recreation industries | (F) | (D) | (D) | 3 | 1 | - | 1 | - | - | - | - | 1 | - | |
| 7132 | Gambling industries | (F) | (D) | (D) | 1 | - | - | - | - | - | - | - | 1 | - | |
| 71329 | Other gambling industries | (F) | (D) | (D) | 1 | - | - | - | - | - | - | - | 1 | - | |
| 72 | Accommodation & food services | 252 | 472 | 2 125 | 25 | 13 | 2 | 6 | 4 | - | - | - | - | - | |
| 722 | Food services & drinking places | 209 | 381 | 1 712 | 20 | 11 | 1 | 4 | 4 | - | - | - | - | - | |
| 7222 | Limited-service eating places | 111 | 218 | 911 | 8 | 3 | 1 | 2 | 2 | - | - | - | - | - | |
| 72221 | Limited-service eating places | 111 | 218 | 911 | 8 | 3 | 1 | 2 | 2 | - | - | - | - | - | |
| 81 | Other services (except public administration) | 86 | 213 | 934 | 26 | 22 | 3 | - | 1 | - | - | - | - | - | |
| 99 | Unclassified establishments | 3 | 10 | 50 | 4 | 4 | - | - | - | - | - | - | - | - | |
| CLAY | | | | | | | | | | | | | | | |
| | Total | 8 237 | 45 727 | 187 918 | 641 | 308 | 144 | 90 | 70 | 18 | 8 | 3 | - | - | |
| 11 | Forestry, fishing, hunting, and agriculture support | (A) | (D) | (D) | 2 | 2 | - | - | - | - | - | - | - | - | |
| 21 | Mining | (A) | (D) | (D) | 1 | 1 | - | - | - | - | - | - | - | - | |
| 22 | Utilities | 51 | 654 | 2 346 | 5 | 1 | 2 | 2 | - | - | - | - | - | - | |
| 23 | Construction | 273 | 1 606 | 8 482 | 55 | 38 | 7 | 7 | 3 | - | - | - | - | - | |
| 235 | Special trade contractors | 186 | 1 025 | 5 084 | 35 | 24 | 3 | 6 | 2 | - | - | - | - | - | |

See footnotes at end of table.

Table 6. Counties—Employees, Payroll, and Establishments by Industry: 2001—Con.

[Excludes most government employees, railroad employees, and self-employed persons. Size class 1 to 4 includes establishments with payroll, but no employees, during mid-March pay period. (D) denotes figures withheld to avoid disclosing data for individual companies; the data are included in broader industry totals. Detailed industries with 100 or more employees are shown if industry was not a (D). For explanation of terms, abbreviations, and data reliability/comparability, see introductory text]

| NAICS code | Industry | Number of employees for week including March 12 | Payroll (\$1,000) | | Total number of establishments | Number of establishments by employment-size class | | | | | | | | |
|------------------|--|---|-------------------|---------------|--------------------------------|---|-----------|-----------|-----------|----------|------------|------------|------------|---------------|
| | | | First quarter | Annual | | 1 to 4 | 5 to 9 | 10 to 19 | 20 to 49 | 50 to 99 | 100 to 249 | 250 to 499 | 500 to 999 | 1,000 or more |
| CLAY—Con. | | | | | | | | | | | | | | |
| 31-33 | Manufacturing | 1 433 | 11 666 | 44 724 | 26 | 6 | 5 | 2 | 6 | 3 | 3 | 1 | - | - |
| 323 | Printing & related support activities | (E) | (D) | (D) | 5 | 1 | 2 | - | 1 | - | 1 | - | - | - |
| 3231 | Printing & related support activities | (E) | (D) | (D) | 5 | 1 | 2 | - | 1 | - | 1 | - | - | - |
| 32311 | Printing | (E) | (D) | (D) | 5 | 1 | 2 | - | 1 | - | 1 | - | - | - |
| 331 | Primary metal mfg | (C) | (D) | (D) | 2 | 1 | - | - | - | - | 1 | - | - | - |
| 3311 | Iron & steel mills & ferroalloy mfg | (C) | (D) | (D) | 1 | - | - | - | - | - | 1 | - | - | - |
| 33111 | Iron & steel mills & ferroalloy mfg | (C) | (D) | (D) | 1 | - | - | - | - | - | 1 | - | - | - |
| 332 | Fabricated metal product mfg | 282 | 2 066 | 10 577 | 8 | 1 | 1 | 1 | 3 | 2 | - | - | - | - |
| 3323 | Architectural & structural metals mfg | (C) | (D) | (D) | 2 | - | - | - | 1 | 1 | - | - | - | - |
| 3327 | Mach shops, turn prod, screw, nut, bolt mfg | (C) | (D) | (D) | 5 | 1 | 1 | 1 | 1 | 1 | - | - | - | - |
| 33272 | Turned product & screw, nut & bolt mfg | (C) | (D) | (D) | 3 | - | - | 1 | 1 | 1 | - | - | - | - |
| 333 | Machinery mfg | (F) | (D) | (D) | 2 | - | - | - | 1 | - | - | 1 | - | - |
| 3339 | Other general purpose machinery mfg | (F) | (D) | (D) | 2 | - | - | - | 1 | - | - | 1 | - | - |
| 33399 | All other general purpose machinery mfg | (F) | (D) | (D) | 2 | - | - | - | 1 | - | - | 1 | - | - |
| 339 | Miscellaneous mfg | (C) | (D) | (D) | 2 | 1 | - | - | - | - | 1 | - | - | - |
| 3399 | Other miscellaneous mfg | (C) | (D) | (D) | 1 | - | - | - | - | - | 1 | - | - | - |
| 33999 | All other misc mfg | (C) | (D) | (D) | 1 | - | - | - | - | - | 1 | - | - | - |
| 42 | Wholesale trade | 647 | 4 187 | 17 589 | 53 | 18 | 14 | 12 | 6 | 2 | 1 | - | - | - |
| 421 | Wholesale trade, durable goods | 372 | 2 318 | 9 307 | 25 | 7 | 9 | 5 | 1 | 2 | 1 | - | - | - |
| 4218 | Machinery, equipment & supplies whsle | 222 | 1 304 | 5 495 | 11 | 4 | 2 | 3 | - | 1 | 1 | - | - | - |
| 42184 | Industrial supplies whsle | (C) | (D) | (D) | 3 | 1 | 1 | - | - | - | 1 | - | - | - |
| 4219 | Miscellaneous durable goods whsle | 100 | 706 | 2 609 | 5 | - | 2 | 1 | 1 | 1 | - | - | - | - |
| 422 | Wholesale trade, nondurable goods | 275 | 1 869 | 8 282 | 28 | 11 | 5 | 7 | 5 | - | - | - | - | - |
| 4225 | Farm product raw material whsle | 106 | 714 | 3 118 | 12 | 5 | 2 | 3 | 2 | - | - | - | - | - |
| 44-45 | Retail trade | 1 867 | 7 151 | 30 771 | 147 | 55 | 44 | 26 | 15 | 5 | 1 | 1 | - | - |
| 441 | Motor vehicle & parts dealers | 295 | 1 770 | 8 213 | 17 | 5 | 1 | 4 | 7 | - | - | - | - | - |
| 4411 | Automobile dealers | 113 | 779 | 3 896 | 6 | 2 | - | 1 | 3 | - | - | - | - | - |
| 44111 | New car dealers | (C) | (D) | (D) | 4 | - | - | 1 | 3 | - | - | - | - | - |
| 4413 | Automotive parts, accessories & tire stores | 182 | 991 | 4 317 | 11 | 3 | 1 | 3 | 4 | - | - | - | - | - |
| 44131 | Automotive parts, accessories & tire stores | (C) | (D) | (D) | 10 | 3 | 1 | 3 | 3 | - | - | - | - | - |
| 444 | Bldg material & garden equip & supp dealers | 118 | 548 | 2 608 | 17 | 7 | 8 | - | 2 | - | - | - | - | - |
| 445 | Food & beverage stores | 244 | 847 | 3 464 | 8 | 3 | 1 | 1 | - | 2 | 1 | - | - | - |
| 4451 | Grocery stores | 221 | 750 | 3 054 | 4 | 1 | - | - | - | 2 | 1 | - | - | - |
| 44511 | Grocery (except convenience) stores | 221 | 750 | 3 054 | 4 | 1 | - | - | - | 2 | 1 | - | - | - |
| 445110 | Grocery (except convenience) stores | 221 | 750 | 3 054 | 4 | 1 | - | - | - | 2 | 1 | - | - | - |
| 447 | Gasoline stations | 109 | 323 | 1 325 | 14 | 4 | 5 | 5 | - | - | - | - | - | - |
| 4471 | Gasoline stations | 109 | 323 | 1 325 | 14 | 4 | 5 | 5 | - | - | - | - | - | - |
| 448 | Clothing & clothing accessories stores | 219 | 646 | 2 388 | 23 | 7 | 11 | 3 | 1 | 1 | - | - | - | - |
| 4481 | Clothing stores | 177 | 505 | 1 811 | 14 | 3 | 7 | 2 | 1 | 1 | - | - | - | - |
| 44814 | Family clothing stores | (C) | (D) | (D) | 3 | - | 1 | - | 1 | 1 | - | - | - | - |
| 452 | General merchandise stores | 467 | 1 608 | 6 616 | 7 | - | 2 | 1 | 1 | 2 | - | 1 | - | - |
| 4521 | Department stores | 391 | 1 369 | 5 489 | 3 | - | - | - | - | 2 | - | 1 | - | - |
| 45211 | Department stores | 391 | 1 369 | 5 489 | 3 | - | - | - | - | 2 | - | 1 | - | - |
| 452110 | Department stores | 391 | 1 369 | 5 489 | 3 | - | - | - | - | 2 | - | 1 | - | - |
| 453 | Miscellaneous store retailers | 108 | 232 | 1 003 | 16 | 10 | 1 | 4 | 1 | - | - | - | - | - |
| 48-49 | Transportation & warehousing | 254 | 1 308 | 5 715 | 34 | 21 | 5 | 3 | 5 | - | - | - | - | - |
| 484 | Truck transportation | 182 | 1 004 | 4 307 | 27 | 17 | 4 | 3 | 3 | - | - | - | - | - |
| 4841 | General freight trucking | 119 | 772 | 3 272 | 15 | 10 | - | 3 | 2 | - | - | - | - | - |
| 51 | Information | 150 | 958 | 4 078 | 12 | 5 | 2 | 2 | 2 | 1 | - | - | - | - |
| 52 | Finance & insurance | 266 | 2 176 | 8 172 | 33 | 18 | 10 | 2 | 2 | 1 | - | - | - | - |
| 522 | Credit intermediation & related activities | 206 | 1 680 | 6 392 | 13 | 3 | 5 | 2 | 2 | 1 | - | - | - | - |
| 5221 | Depository credit intermediation | (C) | (D) | (D) | 12 | 2 | 5 | 2 | 2 | 1 | - | - | - | - |
| 52211 | Commercial banking | (C) | (D) | (D) | 9 | 1 | 4 | 2 | 2 | - | - | - | - | - |
| 53 | Real estate & rental & leasing | 66 | 258 | 1 019 | 23 | 19 | 3 | 1 | - | - | - | - | - | - |
| 54 | Professional, scientific & technical services | 197 | 1 175 | 4 263 | 32 | 19 | 7 | 3 | 3 | - | - | - | - | - |
| 541 | Professional, scientific & technical services | 197 | 1 175 | 4 263 | 32 | 19 | 7 | 3 | 3 | - | - | - | - | - |
| 56 | Admin, support, waste mgt, remediation services | 359 | 1 259 | 5 098 | 25 | 15 | 2 | 2 | 4 | 2 | - | - | - | - |
| 561 | Administrative & support services | (E) | (D) | (D) | 23 | 15 | - | 2 | 4 | 2 | - | - | - | - |
| 5613 | Employment services | (C) | (D) | (D) | 2 | - | - | - | 1 | 1 | - | - | - | - |
| 5614 | Business support services | 155 | 501 | 2 285 | 7 | 4 | - | - | 2 | 1 | - | - | - | - |
| 56142 | Telephone call centers | 143 | 474 | 2 174 | 3 | - | - | - | 2 | 1 | - | - | - | - |
| 561422 | Telemarketing bureaus | 143 | 474 | 2 174 | 3 | - | - | - | 2 | 1 | - | - | - | - |
| 61 | Educational services | 145 | 718 | 2 894 | 5 | 2 | 1 | - | 1 | - | 1 | - | - | - |
| 611 | Educational services | 145 | 718 | 2 894 | 5 | 2 | 1 | - | 1 | - | 1 | - | - | - |
| 6111 | Elementary & secondary schools | (C) | (D) | (D) | 2 | - | - | - | 1 | - | 1 | - | - | - |
| 61111 | Elementary & secondary schools | (C) | (D) | (D) | 2 | - | - | - | 1 | - | 1 | - | - | - |

See footnotes at end of table.

Table 6. Counties—Employees, Payroll, and Establishments by Industry: 2001—Con.

[Excludes most government employees, railroad employees, and self-employed persons. Size class 1 to 4 includes establishments with payroll, but no employees, during mid-March pay period. (D) denotes figures withheld to avoid disclosing data for individual companies; the data are included in broader industry totals. Detailed industries with 100 or more employees are shown if industry was not a (D). For explanation of terms, abbreviations, and data reliability/comparability, see introductory text]

| NAICS code | Industry | Number of employees for week including March 12 | Payroll (\$1,000) | | Total number of establishments | Number of establishments by employment-size class | | | | | | | | |
|------------------|---|---|-------------------|----------------|--------------------------------|---|-----------|-----------|-----------|-----------|------------|------------|------------|---------------|
| | | | First quarter | Annual | | 1 to 4 | 5 to 9 | 10 to 19 | 20 to 49 | 50 to 99 | 100 to 249 | 250 to 499 | 500 to 999 | 1,000 or more |
| CLAY—Con. | | | | | | | | | | | | | | |
| 62 | Health care and social assistance | 1 334 | 9 190 | 39 831 | 54 | 18 | 11 | 11 | 10 | 1 | 2 | 1 | — | — |
| 621 | Ambulatory health care services | 416 | 3 897 | 18 636 | 38 | 14 | 9 | 10 | 4 | 1 | — | — | — | — |
| 6214 | Outpatient care centers | 175 | 1 082 | 4 436 | 6 | — | 1 | 3 | 1 | 1 | — | — | — | — |
| 622 | Hospitals | (E) | (D) | (D) | 1 | — | — | — | — | — | — | 1 | — | — |
| 6221 | General medical & surgical hospitals | (E) | (D) | (D) | 1 | — | — | — | — | — | — | 1 | — | — |
| 62211 | General medical & surgical hospitals | (E) | (D) | (D) | 1 | — | — | — | — | — | — | 1 | — | — |
| 623 | Nursing & residential care facilities | 312 | 1 376 | 5 724 | 5 | 1 | — | 1 | 1 | — | 2 | — | — | — |
| 6231 | Nursing care facilities | (E) | (D) | (D) | 3 | — | — | — | 1 | — | 2 | — | — | — |
| 62311 | Nursing care facilities | (E) | (D) | (D) | 3 | — | — | — | 1 | — | 2 | — | — | — |
| 624 | Social assistance | (C) | (D) | (D) | 10 | 3 | 2 | — | 5 | — | — | — | — | — |
| 71 | Arts, entertainment & recreation | 43 | 140 | 857 | 10 | 7 | 2 | 1 | — | — | — | — | — | — |
| 72 | Accommodation & food services | 627 | 1 114 | 4 777 | 50 | 13 | 16 | 10 | 11 | — | — | — | — | — |
| 721 | Accommodation | 111 | 208 | 1 030 | 7 | 1 | 3 | 1 | 2 | — | — | — | — | — |
| 7211 | Traveler accommodation | 111 | 208 | 1 030 | 7 | 1 | 3 | 1 | 2 | — | — | — | — | — |
| 72111 | Hotels (exc casino hotels) & motels | 111 | 208 | 1 030 | 7 | 1 | 3 | 1 | 2 | — | — | — | — | — |
| 721110 | Hotels (exc casino hotels) & motels | 111 | 208 | 1 030 | 7 | 1 | 3 | 1 | 2 | — | — | — | — | — |
| 722 | Food services & drinking places | 516 | 906 | 3 747 | 43 | 12 | 13 | 9 | 9 | — | — | — | — | — |
| 7221 | Full-service restaurants | 201 | 366 | 1 504 | 16 | 5 | 5 | 3 | 3 | — | — | — | — | — |
| 72211 | Full-service restaurants | 201 | 366 | 1 504 | 16 | 5 | 5 | 3 | 3 | — | — | — | — | — |
| 722110 | Full-service restaurants | 201 | 366 | 1 504 | 16 | 5 | 5 | 3 | 3 | — | — | — | — | — |
| 7222 | Limited-service eating places | 280 | 489 | 2 040 | 21 | 5 | 5 | 5 | 6 | — | — | — | — | — |
| 72221 | Limited-service eating places | 280 | 489 | 2 040 | 21 | 5 | 5 | 5 | 6 | — | — | — | — | — |
| 722211 | Limited-service restaurants | 238 | 425 | 1 750 | 15 | 4 | 2 | 3 | 6 | — | — | — | — | — |
| 81 | Other services (except public administration) | 435 | 1 426 | 6 186 | 70 | 47 | 13 | 6 | 2 | 2 | — | — | — | — |
| 812 | Personal & laundry services | 127 | 519 | 2 207 | 15 | 9 | 3 | 1 | 1 | 1 | — | — | — | — |
| 813 | Religious, grantmaking, civic, prof & like organizations | 223 | 484 | 2 207 | 36 | 27 | 3 | 5 | — | 1 | — | — | — | — |
| 8131 | Religious organizations | 109 | 275 | 1 218 | 25 | 19 | 2 | 4 | — | — | — | — | — | — |
| 81311 | Religious organizations | 109 | 275 | 1 218 | 25 | 19 | 2 | 4 | — | — | — | — | — | — |
| 813110 | Religious organizations | 109 | 275 | 1 218 | 25 | 19 | 2 | 4 | — | — | — | — | — | — |
| 95 | Auxiliaries (exc corporate, subsidiary & regional mgt) | (B) | (D) | (D) | 1 | — | — | — | — | 1 | — | — | — | — |
| 99 | Unclassified establishments | 1 | 1 | 21 | 3 | 3 | — | — | — | — | — | — | — | — |
| CLAYTON | | | | | | | | | | | | | | |
| | Total | 5 283 | 26 539 | 124 769 | 555 | 370 | 75 | 61 | 30 | 10 | 7 | 2 | — | — |
| 11 | Forestry, fishing, hunting, and agriculture support | (A) | (D) | (D) | 2 | 1 | — | 1 | — | — | — | — | — | — |
| 22 | Utilities | (A) | (D) | (D) | 1 | — | 1 | — | — | — | — | — | — | — |
| 23 | Construction | 458 | 4 454 | 27 224 | 50 | 41 | 7 | — | 1 | — | — | 1 | — | — |
| 235 | Special trade contractors | 400 | 3 442 | 19 269 | 35 | 29 | 5 | — | — | — | — | 1 | — | — |
| 2354 | Masonry, drywall, insulation, tile contractors | (E) | (D) | (D) | 2 | 1 | — | — | — | — | — | 1 | — | — |
| 23541 | Masonry & stone contractors | (E) | (D) | (D) | 1 | — | — | — | — | — | — | 1 | — | — |
| 31-33 | Manufacturing | 1 236 | 6 663 | 26 538 | 38 | 15 | 4 | 5 | 6 | 4 | 4 | — | — | — |
| 311 | Food mfg | (C) | (D) | (D) | 5 | 1 | 1 | 1 | — | 2 | — | — | — | — |
| 3115 | Dairy product mfg | (C) | (D) | (D) | 2 | — | — | 1 | — | 1 | — | — | — | — |
| 31151 | Dairy product (exc frozen) mfg | (C) | (D) | (D) | 2 | — | — | 1 | — | 1 | — | — | — | — |
| 326 | Plastics & rubber products mfg | (C) | (D) | (D) | 2 | 1 | — | — | — | — | 1 | — | — | — |
| 3261 | Plastics product mfg | (C) | (D) | (D) | 2 | 1 | — | — | — | — | 1 | — | — | — |
| 32619 | Other plastics product mfg | (C) | (D) | (D) | 2 | 1 | — | — | — | — | 1 | — | — | — |
| 332 | Fabricated metal product mfg | 222 | 1 506 | 4 496 | 5 | — | 1 | — | 3 | — | 1 | — | — | — |
| 3323 | Architectural & structural metals mfg | (C) | (D) | (D) | 1 | — | — | — | — | — | 1 | — | — | — |
| 33231 | Plate work & fabricated structural prod mfg | (C) | (D) | (D) | 1 | — | — | — | — | — | 1 | — | — | — |
| 335 | Electrical equip, appliance & component mfg | (C) | (D) | (D) | 2 | — | — | 1 | — | — | 1 | — | — | — |
| 3353 | Electrical equipment mfg | (C) | (D) | (D) | 1 | — | — | — | — | — | 1 | — | — | — |
| 33531 | Electrical equipment mfg | (C) | (D) | (D) | 1 | — | — | — | — | — | 1 | — | — | — |
| 336 | Transportation equipment mfg | (E) | (D) | (D) | 4 | 2 | — | — | — | 1 | 1 | — | — | — |
| 3363 | Motor vehicle parts mfg | (C) | (D) | (D) | 1 | — | — | — | — | — | 1 | — | — | — |
| 33632 | MV electrical & electronic equipment mfg | (C) | (D) | (D) | 1 | — | — | — | — | — | 1 | — | — | — |
| 42 | Wholesale trade | 285 | 1 467 | 6 633 | 38 | 21 | 8 | 3 | 6 | — | — | — | — | — |
| 421 | Wholesale trade, durable goods | 107 | 586 | 2 505 | 19 | 11 | 6 | 1 | 1 | — | — | — | — | — |
| 422 | Wholesale trade, nondurable goods | 178 | 881 | 4 128 | 19 | 10 | 2 | 2 | 5 | — | — | — | — | — |
| 4225 | Farm product raw material whsle | 117 | 587 | 2 766 | 12 | 6 | 1 | 2 | 3 | — | — | — | — | — |

See footnotes at end of table.

Table 6. Counties—Employees, Payroll, and Establishments by Industry: 2001—Con.

[Excludes most government employees, railroad employees, and self-employed persons. Size class 1 to 4 includes establishments with payroll, but no employees, during mid-March pay period. (D) denotes figures withheld to avoid disclosing data for individual companies; the data are included in broader industry totals. Detailed industries with 100 or more employees are shown if industry was not a (D). For explanation of terms, abbreviations, and data reliability/comparability, see introductory text]

| NAICS code | Industry | Number of employees for week including March 12 | Payroll (\$1,000) | | Total number of establishments | Number of establishments by employment-size class | | | | | | | | |
|---------------------|---|---|-------------------|----------------|--------------------------------|---|------------|------------|-----------|-----------|------------|------------|------------|---------------|
| | | | First quarter | Annual | | 1 to 4 | 5 to 9 | 10 to 19 | 20 to 49 | 50 to 99 | 100 to 249 | 250 to 499 | 500 to 999 | 1,000 or more |
| CLAYTON—Con. | | | | | | | | | | | | | | |
| 44-45 | Retail trade | 707 | 3 142 | 13 452 | 113 | 64 | 23 | 22 | 3 | 1 | — | — | — | — |
| 441 | Motor vehicle & parts dealers | 141 | 889 | 3 735 | 14 | 6 | 4 | 2 | 2 | — | — | — | — | — |
| 4411 | Automobile dealers | 110 | 759 | 3 168 | 5 | — | 1 | 2 | 2 | — | — | — | — | — |
| 44111 | New car dealers | 110 | 759 | 3 168 | 5 | — | 1 | 2 | 2 | — | — | — | — | — |
| 441110 | New car dealers | 110 | 759 | 3 168 | 5 | — | 1 | 2 | 2 | — | — | — | — | — |
| 444 | Bldg material & garden equip & supp dealers | 198 | 1 065 | 4 698 | 28 | 14 | 6 | 7 | 1 | — | — | — | — | — |
| 4441 | Building material & supplies dealers | 118 | 663 | 2 775 | 15 | 8 | 3 | 3 | 1 | — | — | — | — | — |
| 445 | Food & beverage stores | 103 | 236 | 1 000 | 10 | 4 | 4 | 1 | — | 1 | — | — | — | — |
| 447 | Gasoline stations | 128 | 363 | 1 468 | 21 | 10 | 3 | 8 | — | — | — | — | — | — |
| 4471 | Gasoline stations | 128 | 363 | 1 468 | 21 | 10 | 3 | 8 | — | — | — | — | — | — |
| 44711 | Gasoline stations with convenience stores | 107 | 280 | 1 092 | 15 | 5 | 3 | 7 | — | — | — | — | — | — |
| 447110 | Gasoline stations with convenience stores | 107 | 280 | 1 092 | 15 | 5 | 3 | 7 | — | — | — | — | — | — |
| 48-49 | Transportation & warehousing | 83 | 423 | 2 537 | 22 | 18 | 1 | 2 | 1 | — | — | — | — | — |
| 51 | Information | 29 | 198 | 797 | 7 | 5 | 1 | 1 | — | — | — | — | — | — |
| 52 | Finance & insurance | 212 | 1 244 | 5 642 | 41 | 30 | 3 | 7 | 1 | — | — | — | — | — |
| 522 | Credit intermediation & related activities | 135 | 927 | 4 136 | 15 | 6 | 2 | 7 | — | — | — | — | — | — |
| 5221 | Depository credit intermediation | (C) | (D) | (D) | 13 | 4 | 2 | 7 | — | — | — | — | — | — |
| 52211 | Commercial banking | 126 | 882 | 3 936 | 12 | 4 | 1 | 7 | — | — | — | — | — | — |
| 522110 | Commercial banking | 126 | 882 | 3 936 | 12 | 4 | 1 | 7 | — | — | — | — | — | — |
| 53 | Real estate & rental & leasing | 19 | 59 | 262 | 9 | 8 | 1 | — | — | — | — | — | — | — |
| 54 | Professional, scientific & technical services | 104 | 579 | 2 703 | 30 | 25 | 3 | 1 | 1 | — | — | — | — | — |
| 541 | Professional, scientific & technical services | 104 | 579 | 2 703 | 30 | 25 | 3 | 1 | 1 | — | — | — | — | — |
| 55 | Management of companies & enterprises | (B) | (D) | (D) | 1 | — | — | — | — | 1 | — | — | — | — |
| 56 | Admin, support, waste mgt, remediation services | 78 | 280 | 1 173 | 10 | 9 | — | — | — | 1 | — | — | — | — |
| 61 | Educational services | (B) | (D) | (D) | 2 | — | 1 | — | 1 | — | — | — | — | — |
| 62 | Health care and social assistance | 884 | 3 601 | 16 113 | 42 | 20 | 7 | 5 | 5 | 3 | 2 | — | — | — |
| 621 | Ambulatory health care services | 128 | 905 | 3 895 | 21 | 12 | 5 | 3 | 1 | — | — | — | — | — |
| 622 | Hospitals | (C) | (D) | (D) | 2 | — | — | — | — | 2 | — | — | — | — |
| 6221 | General medical & surgical hospitals | (C) | (D) | (D) | 2 | — | — | — | — | 2 | — | — | — | — |
| 62211 | General medical & surgical hospitals | (C) | (D) | (D) | 2 | — | — | — | — | 2 | — | — | — | — |
| 623 | Nursing & residential care facilities | 570 | 2 038 | 8 529 | 10 | — | 1 | 2 | 4 | 1 | 2 | — | — | — |
| 6231 | Nursing care facilities | 253 | 1 051 | 4 187 | 4 | — | — | — | 2 | 1 | 1 | — | — | — |
| 62311 | Nursing care facilities | 253 | 1 051 | 4 187 | 4 | — | — | — | 2 | 1 | 1 | — | — | — |
| 623110 | Nursing care facilities | 253 | 1 051 | 4 187 | 4 | — | — | — | 2 | 1 | 1 | — | — | — |
| 6232 | Residential mental retardation, health facil | (E) | (D) | (D) | 2 | — | — | — | 1 | — | 1 | — | — | — |
| 62321 | Residential mental retardation facilities | (E) | (D) | (D) | 2 | — | — | — | 1 | — | 1 | — | — | — |
| 71 | Arts, entertainment & recreation | (E) | (D) | (D) | 13 | 9 | 1 | 1 | 1 | — | — | 1 | — | — |
| 713 | Amusement, gambling & recreation industries | (E) | (D) | (D) | 11 | 7 | 1 | 1 | 1 | — | — | 1 | — | — |
| 7132 | Gambling industries | (E) | (D) | (D) | 2 | — | — | — | 1 | — | — | 1 | — | — |
| 71321 | Casinos (except hotel casinos) | (E) | (D) | (D) | 2 | — | — | — | 1 | — | — | 1 | — | — |
| 72 | Accommodation & food services | 452 | 858 | 4 005 | 57 | 37 | 6 | 10 | 3 | — | 1 | — | — | — |
| 722 | Food services & drinking places | 404 | 767 | 3 501 | 47 | 30 | 6 | 7 | 3 | — | 1 | — | — | — |
| 7221 | Full-service restaurants | 182 | 213 | 950 | 21 | 10 | 4 | 5 | 2 | — | — | — | — | — |
| 72211 | Full-service restaurants | 182 | 213 | 950 | 21 | 10 | 4 | 5 | 2 | — | — | — | — | — |
| 722110 | Full-service restaurants | 182 | 213 | 950 | 21 | 10 | 4 | 5 | 2 | — | — | — | — | — |
| 7222 | Limited-service eating places | 160 | 449 | 2 143 | 10 | 7 | 1 | — | 1 | — | 1 | — | — | — |
| 72221 | Limited-service eating places | 160 | 449 | 2 143 | 10 | 7 | 1 | — | 1 | — | 1 | — | — | — |
| 81 | Other services (except public administration) | 226 | 716 | 3 134 | 73 | 62 | 7 | 3 | 1 | — | — | — | — | — |
| 813 | Religious, grantmaking, civic, prof & like organizations | 113 | 200 | 894 | 31 | 24 | 5 | 2 | — | — | — | — | — | — |
| 95 | Auxiliaries (exc corporate, subsidiary & regional mgt) | (A) | (D) | (D) | 1 | 1 | — | — | — | — | — | — | — | — |
| 99 | Unclassified establishments | (A) | (D) | (D) | 5 | 4 | 1 | — | — | — | — | — | — | — |
| CLINTON | | | | | | | | | | | | | | |
| | Total | 19 459 | 115 262 | 478 712 | 1 282 | 717 | 251 | 150 | 98 | 27 | 24 | 12 | 2 | 1 |
| 11 | Forestry, fishing, hunting, and agriculture support | (A) | (D) | (D) | 1 | 1 | — | — | — | — | — | — | — | — |
| 21 | Mining | (C) | (D) | (D) | 4 | 1 | 1 | — | 1 | — | 1 | — | — | — |
| 212 | Mining (except oil & gas) | (C) | (D) | (D) | 3 | — | 1 | — | 1 | — | 1 | — | — | — |
| 2123 | Nonmetallic mineral mining & quarrying | (C) | (D) | (D) | 3 | — | 1 | — | 1 | — | 1 | — | — | — |
| 21231 | Stone mining & quarrying | (C) | (D) | (D) | 2 | — | — | — | 1 | — | 1 | — | — | — |
| 22 | Utilities | (C) | (D) | (D) | 5 | — | 1 | 2 | 1 | 1 | — | — | — | — |
| 221 | Utilities | (C) | (D) | (D) | 5 | — | 1 | 2 | 1 | 1 | — | — | — | — |
| 2211 | Elec pwr generation, transmsn & distribution | (C) | (D) | (D) | 4 | — | 1 | 1 | 1 | 1 | — | — | — | — |

See footnotes at end of table.

Table 6. Counties—Employees, Payroll, and Establishments by Industry: 2001—Con.

[Excludes most government employees, railroad employees, and self-employed persons. Size class 1 to 4 includes establishments with payroll, but no employees, during mid-March pay period. (D) denotes figures withheld to avoid disclosing data for individual companies; the data are included in broader industry totals. Detailed industries with 100 or more employees are shown if industry was not a (D). For explanation of terms, abbreviations, and data reliability/comparability, see introductory text]

| NAICS code | Industry | Number of employees for week including March 12 | Payroll (\$1,000) | | Total number of establishments | Number of establishments by employment-size class | | | | | | | | |
|---------------------|---|---|-------------------|----------------|--------------------------------|---|-----------|-----------|-----------|----------|------------|------------|------------|---------------|
| | | | First quarter | Annual | | 1 to 4 | 5 to 9 | 10 to 19 | 20 to 49 | 50 to 99 | 100 to 249 | 250 to 499 | 500 to 999 | 1,000 or more |
| CLINTON—Con. | | | | | | | | | | | | | | |
| 23 | Construction | 794 | 4 938 | 22 845 | 152 | 105 | 32 | 7 | 5 | 3 | | | | |
| 233 | Building, developing & general contracting | (C) | (D) | (D) | 46 | 34 | 9 | 1 | 1 | 1 | | | | |
| 234 | Heavy construction | (C) | (D) | (D) | 7 | 2 | 2 | 1 | 2 | | | | | |
| 235 | Special trade contractors | 494 | 3 062 | 13 781 | 99 | 69 | 21 | 5 | 2 | 2 | | | | |
| 2351 | Plumbing, heating & AC contractor | 122 | 863 | 3 708 | 20 | 11 | 6 | 2 | 1 | | | | | |
| 23511 | Plumbing, heating & AC contractor | 122 | 863 | 3 708 | 20 | 11 | 6 | 2 | 1 | | | | | |
| 235110 | Plumbing, heating & AC contractor | 122 | 863 | 3 708 | 20 | 11 | 6 | 2 | 1 | | | | | |
| 2353 | Electrical contractors | 109 | 988 | 4 316 | 14 | 11 | 1 | 1 | | 1 | | | | |
| 23531 | Electrical contractors | 109 | 988 | 4 316 | 14 | 11 | 1 | 1 | | 1 | | | | |
| 235310 | Electrical contractors | 109 | 988 | 4 316 | 14 | 11 | 1 | 1 | | 1 | | | | |
| 31-33 | Manufacturing | 4 942 | 46 288 | 186 517 | 57 | 13 | 6 | 10 | 8 | 5 | 6 | 7 | 2 | |
| 311 | Food mfg | 940 | 11 137 | 45 231 | 4 | | | | | 2 | | 1 | 1 | |
| 3111 | Animal food mfg | (E) | (D) | (D) | 1 | | | | | | | 1 | | |
| 31111 | Animal food mfg | (E) | (D) | (D) | 1 | | | | | | | 1 | | |
| 3112 | Grain & oilseed milling | (F) | (D) | (D) | 1 | | | | | | | | 1 | |
| 31122 | Starch & vegetable fats & oils mfg | (F) | (D) | (D) | 1 | | | | | | | | 1 | |
| 322 | Paper mfg | (F) | (D) | (D) | 4 | 1 | | | | 1 | | 2 | | |
| 3222 | Converted paper product mfg | (F) | (D) | (D) | 4 | 1 | | | | 1 | | 2 | | |
| 32221 | Paperboard container mfg | (F) | (D) | (D) | 4 | 1 | | | | 1 | | 2 | | |
| 323 | Printing & related support activities | (C) | (D) | (D) | 4 | 2 | | | 1 | | 1 | | | |
| 3231 | Printing & related support activities | (C) | (D) | (D) | 4 | 2 | | | 1 | | 1 | | | |
| 32311 | Printing | (C) | (D) | (D) | 4 | 2 | | | 1 | | 1 | | | |
| 325 | Chemical mfg | 582 | 8 036 | 33 371 | 4 | 1 | | | | | 2 | 1 | | |
| 3252 | Resin, syn rubber, artf & syn fibers, fil mfg | (E) | (D) | (D) | 1 | | | | | | | 1 | | |
| 32521 | Resin & synthetic rubber mfg | (E) | (D) | (D) | 1 | | | | | | | 1 | | |
| 3253 | Pesticide, fertilizer & oth ag chemical mfg | (C) | (D) | (D) | 1 | | | | | | 1 | | | |
| 32531 | Fertilizer mfg | (C) | (D) | (D) | 1 | | | | | | 1 | | | |
| 3256 | Soap, cleaners & toilet preparation mfg | (C) | (D) | (D) | 1 | | | | | | 1 | | | |
| 32561 | Soap & cleaning compound mfg | (C) | (D) | (D) | 1 | | | | | | 1 | | | |
| 326 | Plastics & rubber products mfg | 1 102 | 9 502 | 36 975 | 6 | | | 1 | 2 | | 1 | 1 | 1 | |
| 3261 | Plastics product mfg | 1 102 | 9 502 | 36 975 | 6 | | | 1 | 2 | | 1 | 1 | 1 | |
| 32611 | Unsupported plastics film, sheet, & bag mfg | (E) | (D) | (D) | 1 | | | | | | | 1 | | |
| 32619 | Other plastics product mfg | (F) | (D) | (D) | 5 | | | 1 | 2 | | 1 | | 1 | |
| 327 | Nonmetallic mineral product mfg | (E) | (D) | (D) | 6 | 2 | 1 | 2 | | | | 1 | | |
| 3272 | Glass & glass product mfg | (E) | (D) | (D) | 2 | 1 | | | | | | 1 | | |
| 32721 | Glass & glass product mfg | (E) | (D) | (D) | 2 | 1 | | | | | | 1 | | |
| 332 | Fabricated metal product mfg | 645 | 4 760 | 19 286 | 15 | 3 | 4 | 3 | 2 | 1 | 1 | 1 | | |
| 3321 | Forging & stamping | (C) | (D) | (D) | 2 | | | 1 | | | 1 | | | |
| 33211 | Forging & stamping | (C) | (D) | (D) | 2 | | | 1 | | | 1 | | | |
| 3323 | Architectural & structural metals mfg | 100 | 868 | 3 117 | 3 | | 2 | | | 1 | | | | |
| 33231 | Plate work & fabricated structural prod mfg | 100 | 868 | 3 117 | 3 | | 2 | | | 1 | | | | |
| 3326 | Spring & wire product mfg | (E) | (D) | (D) | 1 | | | | | | | 1 | | |
| 33261 | Spring & wire product mfg | (E) | (D) | (D) | 1 | | | | | | | 1 | | |
| 335 | Electrical equip, appliance & component mfg | (C) | (D) | (D) | 1 | | | | | | 1 | | | |
| 3359 | Other electrical equipment & component mfg | (C) | (D) | (D) | 1 | | | | | | 1 | | | |
| 33593 | Wiring device mfg | (C) | (D) | (D) | 1 | | | | | | 1 | | | |
| 42 | Wholesale trade | 447 | 2 585 | 11 029 | 60 | 25 | 17 | 13 | 5 | | | | | |
| 421 | Wholesale trade, durable goods | 192 | 1 289 | 5 470 | 31 | 17 | 7 | 5 | 2 | | | | | |
| 422 | Wholesale trade, nondurable goods | 255 | 1 296 | 5 559 | 29 | 8 | 10 | 8 | 3 | | | | | |
| 44-45 | Retail trade | 2 906 | 13 740 | 56 930 | 228 | 100 | 68 | 35 | 16 | 5 | 2 | 2 | | |
| 441 | Motor vehicle & parts dealers | 473 | 2 962 | 12 615 | 36 | 13 | 13 | 4 | 4 | 1 | 1 | | | |
| 4411 | Automobile dealers | 259 | 2 005 | 8 525 | 13 | 4 | 3 | 1 | 4 | | 1 | | | |
| 44111 | New car dealers | 245 | 1 943 | 8 230 | 8 | 1 | 1 | 1 | 4 | | 1 | | | |
| 441110 | New car dealers | 245 | 1 943 | 8 230 | 8 | 1 | 1 | 1 | 4 | | 1 | | | |
| 4413 | Automotive parts, accessories & tire stores | 197 | 889 | 3 760 | 19 | 7 | 8 | 3 | | 1 | | | | |
| 44131 | Automotive parts, accessories & tire stores | 149 | 631 | 2 568 | 14 | 6 | 6 | 1 | | 1 | | | | |
| 441310 | Automotive parts, accessories & tire stores | 149 | 631 | 2 568 | 14 | 6 | 6 | 1 | | 1 | | | | |
| 444 | Bldg material & garden equip & supp dealers | 366 | 3 546 | 13 250 | 24 | 15 | 5 | 3 | | | | 1 | | |
| 4442 | Lawn & garden equip & supplies stores | (E) | (D) | (D) | 7 | 4 | 1 | 1 | | | | 1 | | |
| 44422 | Nursery & garden centers | (E) | (D) | (D) | 5 | 2 | 1 | 1 | | | | 1 | | |
| 445 | Food & beverage stores | 577 | 1 814 | 7 712 | 23 | 8 | 5 | 2 | 6 | 1 | 1 | | | |
| 4451 | Grocery stores | 534 | 1 719 | 7 293 | 16 | 4 | 3 | 2 | 5 | 1 | 1 | | | |
| 44511 | Grocery (except convenience) stores | 489 | 1 618 | 6 831 | 9 | | 2 | 1 | 4 | 1 | 1 | | | |
| 445110 | Grocery (except convenience) stores | 489 | 1 618 | 6 831 | 9 | | 2 | 1 | 4 | 1 | 1 | | | |
| 446 | Health & personal care stores | 160 | 799 | 3 687 | 13 | 6 | 1 | 3 | 3 | | | | | |
| 4461 | Health & personal care stores | 160 | 799 | 3 687 | 13 | 6 | 1 | 3 | 3 | | | | | |
| 44611 | Pharmacies & drug stores | 149 | 762 | 3 545 | 10 | 4 | | 3 | 3 | | | | | |
| 446110 | Pharmacies & drug stores | 149 | 762 | 3 545 | 10 | 4 | | 3 | 3 | | | | | |
| 447 | Gasoline stations | 243 | 766 | 3 367 | 37 | 13 | 16 | 8 | | | | | | |
| 4471 | Gasoline stations | 243 | 766 | 3 367 | 37 | 13 | 16 | 8 | | | | | | |
| 44711 | Gasoline stations with convenience stores | 197 | 610 | 2 700 | 27 | 6 | 14 | 7 | | | | | | |
| 447110 | Gasoline stations with convenience stores | 197 | 610 | 2 700 | 27 | 6 | 14 | 7 | | | | | | |
| 448 | Clothing & clothing accessories stores | 114 | 335 | 1 412 | 23 | 13 | 7 | 3 | | | | | | |

See footnotes at end of table.

Table 6. Counties—Employees, Payroll, and Establishments by Industry: 2001—Con.

[Excludes most government employees, railroad employees, and self-employed persons. Size class 1 to 4 includes establishments with payroll, but no employees, during mid-March pay period. (D) denotes figures withheld to avoid disclosing data for individual companies; the data are included in broader industry totals. Detailed industries with 100 or more employees are shown if industry was not a (D). For explanation of terms, abbreviations, and data reliability/comparability, see introductory text]

| NAICS code | Industry | Number of employees for week including March 12 | Payroll (\$1,000) | | Total number of establishments | Number of establishments by employment-size class | | | | | | | | |
|---|---|---|-------------------|--------|--------------------------------|---|--------|----------|----------|----------|------------|------------|------------|---------------|
| | | | First quarter | Annual | | 1 to 4 | 5 to 9 | 10 to 19 | 20 to 49 | 50 to 99 | 100 to 249 | 250 to 499 | 500 to 999 | 1,000 or more |
| CLINTON—Con. | | | | | | | | | | | | | | |
| 44-45 Retail trade—Con. | | | | | | | | | | | | | | |
| 452 | General merchandise stores | 611 | 2 131 | 9 126 | 14 | 2 | 7 | 1 | — | 3 | — | 1 | — | — |
| 4521 | Department stores | 256 | 950 | 3 263 | 4 | 1 | — | — | — | 3 | — | — | — | — |
| 45211 | Department stores | 256 | 950 | 3 263 | 4 | 1 | — | — | — | 3 | — | — | — | — |
| 452110 | Department stores | 256 | 950 | 3 263 | 4 | 1 | — | — | — | 3 | — | — | — | — |
| 4529 | Other general merchandise stores | 355 | 1 181 | 5 863 | 10 | 1 | 7 | 1 | — | — | — | 1 | — | — |
| 45299 | All other general merchandise stores | 355 | 1 181 | 5 863 | 10 | 1 | 7 | 1 | — | — | — | 1 | — | — |
| 452990 | All other general merchandise stores | 355 | 1 181 | 5 863 | 10 | 1 | 7 | 1 | — | — | — | 1 | — | — |
| 453 | Miscellaneous store retailers | 110 | 277 | 1 187 | 17 | 9 | 4 | 3 | 1 | — | — | — | — | — |
| 454 | Nonstore retailers | 108 | 502 | 2 066 | 12 | 5 | 3 | 2 | 2 | — | — | — | — | — |
| 48-49 Transportation & warehousing | | | | | | | | | | | | | | |
| 484 | Truck transportation | 320 | 1 995 | 8 594 | 50 | 35 | 4 | 6 | 4 | 1 | — | — | — | — |
| 4841 | General freight trucking | 230 | 1 576 | 6 612 | 29 | 19 | 2 | 4 | 3 | 1 | — | — | — | — |
| 48412 | General freight trucking, long-distance | 214 | 1 510 | 6 356 | 23 | 14 | 2 | 3 | 3 | 1 | — | — | — | — |
| 51 Information | | | | | | | | | | | | | | |
| 514 | Information & data processing services | (E) | (D) | (D) | 4 | 2 | — | — | — | 1 | 1 | — | — | — |
| 5142 | Data processing services | (E) | (D) | (D) | 2 | — | — | — | — | 1 | 1 | — | — | — |
| 51421 | Data processing services | (E) | (D) | (D) | 2 | — | — | — | — | 1 | 1 | — | — | — |
| 52 Finance & insurance | | | | | | | | | | | | | | |
| 522 | Credit intermediation & related activities | 401 | 2 671 | 10 572 | 39 | 20 | 6 | 5 | 7 | 1 | — | — | — | — |
| 5221 | Depository credit intermediation | 378 | 2 466 | 9 929 | 31 | 13 | 6 | 4 | 7 | 1 | — | — | — | — |
| 52211 | Commercial banking | 311 | 2 174 | 8 684 | 21 | 7 | 4 | 4 | 5 | 1 | — | — | — | — |
| 522110 | Commercial banking | 311 | 2 174 | 8 684 | 21 | 7 | 4 | 4 | 5 | 1 | — | — | — | — |
| 524 | Insurance carriers & related activities | (E) | (D) | (D) | 30 | 22 | 5 | 1 | — | — | 2 | — | — | — |
| 5241 | Insurance carriers | (C) | (D) | (D) | 3 | 1 | 1 | — | — | — | 1 | — | — | — |
| 52412 | Other direct insurance carriers | (C) | (D) | (D) | 3 | 1 | 1 | — | — | — | 1 | — | — | — |
| 5242 | Agencies & other insurance related activities | (C) | (D) | (D) | 27 | 21 | 4 | 1 | — | — | 1 | — | — | — |
| 52429 | Other insurance related activities | (C) | (D) | (D) | 2 | 1 | — | — | — | — | 1 | — | — | — |
| 53 Real estate & rental & leasing | | | | | | | | | | | | | | |
| 532 | Rental & leasing services | 160 | 453 | 1 858 | 13 | 3 | 6 | 3 | — | 1 | — | — | — | — |
| 5322 | Consumer goods rental | 124 | 221 | 856 | 8 | 2 | 3 | 2 | — | 1 | — | — | — | — |
| 54 Professional, scientific & technical services | | | | | | | | | | | | | | |
| 541 | Professional, scientific & technical services | 271 | 1 418 | 6 330 | 62 | 46 | 8 | 6 | 2 | — | — | — | — | — |
| 55 Management of companies & enterprises | | | | | | | | | | | | | | |
| 551 | Management of companies & enterprises | 165 | 808 | 3 014 | 9 | 3 | — | 3 | 2 | 1 | — | — | — | — |
| 5511 | Management of companies & enterprises | 165 | 808 | 3 014 | 9 | 3 | — | 3 | 2 | 1 | — | — | — | — |
| 55111 | Management of companies & enterprises | 165 | 808 | 3 014 | 9 | 3 | — | 3 | 2 | 1 | — | — | — | — |
| 56 Admin, support, waste mgt, remediation services | | | | | | | | | | | | | | |
| 561 | Administrative & support services | 1 259 | 5 575 | 22 437 | 50 | 32 | 6 | 2 | 4 | — | 6 | — | — | — |
| 5613 | Employment services | 409 | 928 | 3 815 | 4 | 1 | 1 | — | — | — | 2 | — | — | — |
| 56132 | Temporary help services | 409 | 928 | 3 815 | 4 | 1 | 1 | — | — | — | 2 | — | — | — |
| 561320 | Temporary help services | 409 | 928 | 3 815 | 4 | 1 | 1 | — | — | — | 2 | — | — | — |
| 5614 | Business support services | 437 | 1 649 | 7 535 | 7 | 3 | — | — | 2 | — | 2 | — | — | — |
| 56142 | Telephone call centers | (C) | (D) | (D) | 2 | — | — | — | 1 | — | 1 | — | — | — |
| 56144 | Collection agencies | (C) | (D) | (D) | 4 | 2 | — | — | 1 | — | 1 | — | — | — |
| 5617 | Services to buildings & dwellings | 232 | 1 762 | 6 951 | 25 | 19 | 1 | 2 | 2 | — | 1 | — | — | — |
| 56172 | Janitorial services | 177 | 1 635 | 6 230 | 9 | 5 | — | 2 | 1 | — | 1 | — | — | — |
| 561720 | Janitorial services | 177 | 1 635 | 6 230 | 9 | 5 | — | 2 | 1 | — | 1 | — | — | — |
| 5619 | Other support services | (C) | (D) | (D) | 4 | 2 | 1 | — | — | — | 1 | — | — | — |
| 56199 | All other support services | (C) | (D) | (D) | 3 | 1 | 1 | — | — | — | 1 | — | — | — |
| 61 Educational services | | | | | | | | | | | | | | |
| 611 | Educational services | 413 | 1 346 | 5 380 | 5 | 2 | — | — | 1 | — | 2 | — | — | — |
| 6111 | Elementary & secondary schools | (E) | (D) | (D) | 2 | — | — | — | 1 | — | 1 | — | — | — |
| 61111 | Elementary & secondary schools | (E) | (D) | (D) | 2 | — | — | — | 1 | — | 1 | — | — | — |
| 6113 | Colleges, universities & professional schools | (C) | (D) | (D) | 1 | — | — | — | — | — | 1 | — | — | — |
| 61131 | Colleges, universities & professional schools | (C) | (D) | (D) | 1 | — | — | — | — | — | 1 | — | — | — |
| 62 Health care and social assistance | | | | | | | | | | | | | | |
| 621 | Ambulatory health care services | 862 | 5 159 | 25 257 | 83 | 47 | 21 | 10 | 3 | 1 | — | 1 | — | — |
| 6211 | Offices of physicians | 426 | 2 991 | 13 952 | 18 | 7 | 5 | 5 | — | — | — | 1 | — | — |
| 62111 | Offices of physicians | 426 | 2 991 | 13 952 | 18 | 7 | 5 | 5 | — | — | — | 1 | — | — |
| 6212 | Offices of dentists | 105 | 659 | 3 547 | 19 | 10 | 6 | 3 | — | — | — | — | — | — |
| 62121 | Offices of dentists | 105 | 659 | 3 547 | 19 | 10 | 6 | 3 | — | — | — | — | — | — |
| 621210 | Offices of dentists | 105 | 659 | 3 547 | 19 | 10 | 6 | 3 | — | — | — | — | — | — |
| 6213 | Offices of other health practitioners | 138 | 678 | 2 995 | 36 | 26 | 7 | 2 | 1 | — | — | — | — | — |
| 6216 | Home health care services | (C) | (D) | (D) | 3 | — | 1 | — | 1 | 1 | — | — | — | — |
| 62161 | Home health care services | (C) | (D) | (D) | 3 | — | 1 | — | 1 | 1 | — | — | — | — |
| 622 | Hospitals | (G) | (D) | (D) | 2 | — | — | — | — | — | 1 | — | — | 1 |
| 6221 | General medical & surgical hospitals | (G) | (D) | (D) | 2 | — | — | — | — | — | 1 | — | — | 1 |
| 62211 | General medical & surgical hospitals | (G) | (D) | (D) | 2 | — | — | — | — | — | 1 | — | — | 1 |

See footnotes at end of table.

Table 6. Counties—Employees, Payroll, and Establishments by Industry: 2001—Con.

[Excludes most government employees, railroad employees, and self-employed persons. Size class 1 to 4 includes establishments with payroll, but no employees, during mid-March pay period. (D) denotes figures withheld to avoid disclosing data for individual companies; the data are included in broader industry totals. Detailed industries with 100 or more employees are shown if industry was not a (D). For explanation of terms, abbreviations, and data reliability/comparability, see introductory text]

| NAICS code | Industry | Number of employees for week including March 12 | Payroll (\$1,000) | | Total number of establishments | Number of establishments by employment-size class | | | | | | | | | |
|---------------------|---|---|-------------------|----------------|--------------------------------|---|-----------|-----------|-----------|----------|------------|------------|------------|---------------|--|
| | | | First quarter | Annual | | 1 to 4 | 5 to 9 | 10 to 19 | 20 to 49 | 50 to 99 | 100 to 249 | 250 to 499 | 500 to 999 | 1,000 or more | |
| CLINTON—Con. | | | | | | | | | | | | | | | |
| 62 | Health care and social assistance—Con. | | | | | | | | | | | | | | |
| 623 | Nursing & residential care facilities | 795 | 3 089 | 13 196 | 8 | — | — | 1 | 4 | — | 2 | 1 | — | — | |
| 6231 | Nursing care facilities | 361 | 1 474 | 6 601 | 3 | — | — | — | 1 | — | 2 | — | — | — | |
| 62311 | Nursing care facilities | 361 | 1 474 | 6 601 | 3 | — | — | — | 1 | — | 2 | — | — | — | |
| 623110 | Nursing care facilities | 361 | 1 474 | 6 601 | 3 | — | — | — | 1 | — | 2 | — | — | — | |
| 6232 | Residential mental retardation, health facil | (E) | (D) | (D) | 3 | — | — | 1 | 1 | — | — | 1 | — | — | |
| 62322 | Residential mental health, subst abuse facil .. | (E) | (D) | (D) | 2 | — | — | — | 1 | — | — | 1 | — | — | |
| 624 | Social assistance | (C) | (D) | (D) | 21 | 12 | 3 | 3 | 3 | — | — | — | — | — | |
| 71 | Arts, entertainment & recreation | 498 | 2 012 | 8 497 | 22 | 14 | 3 | 1 | 3 | — | — | 1 | — | — | |
| 713 | Amusement, gambling & recreation industries | 486 | 1 953 | 8 164 | 17 | 9 | 3 | 1 | 3 | — | — | 1 | — | — | |
| 7132 | Gambling industries | (E) | (D) | (D) | 1 | — | — | — | — | — | — | 1 | — | — | |
| 71321 | Casinos (except hotel casinos) | (E) | (D) | (D) | 1 | — | — | — | — | — | — | 1 | — | — | |
| 7139 | Other amusement & recreation industries | (C) | (D) | (D) | 16 | 9 | 3 | 1 | 3 | — | — | — | — | — | |
| 72 | Accommodation & food services | 1 480 | 3 171 | 13 240 | 115 | 55 | 17 | 18 | 21 | 3 | 1 | — | — | — | |
| 721 | Accommodation | 354 | 924 | 3 790 | 11 | 5 | 2 | 1 | 1 | 1 | 1 | — | — | — | |
| 7211 | Traveler accommodation | (E) | (D) | (D) | 10 | 5 | 2 | 1 | 1 | — | 1 | — | — | — | |
| 72111 | Hotels (exc casino hotels) & motels | (E) | (D) | (D) | 10 | 5 | 2 | 1 | 1 | — | 1 | — | — | — | |
| 722 | Food services & drinking places | 1 126 | 2 247 | 9 450 | 104 | 50 | 15 | 17 | 20 | 2 | — | — | — | — | |
| 7221 | Full-service restaurants | 505 | 1 040 | 4 360 | 37 | 13 | 8 | 7 | 7 | 2 | — | — | — | — | |
| 72211 | Full-service restaurants | 505 | 1 040 | 4 360 | 37 | 13 | 8 | 7 | 7 | 2 | — | — | — | — | |
| 722110 | Full-service restaurants | 505 | 1 040 | 4 360 | 37 | 13 | 8 | 7 | 7 | 2 | — | — | — | — | |
| 7222 | Limited-service eating places | 467 | 942 | 4 003 | 29 | 8 | 2 | 7 | 12 | — | — | — | — | — | |
| 72221 | Limited-service eating places | 467 | 942 | 4 003 | 29 | 8 | 2 | 7 | 12 | — | — | — | — | — | |
| 722211 | Limited-service restaurants | 463 | 939 | 3 972 | 26 | 5 | 2 | 7 | 12 | — | — | — | — | — | |
| 7224 | Drinking places (alcoholic beverages) | 112 | 194 | 800 | 33 | 27 | 4 | 1 | 1 | — | — | — | — | — | |
| 72241 | Drinking places (alcoholic beverages) | 112 | 194 | 800 | 33 | 27 | 4 | 1 | 1 | — | — | — | — | — | |
| 722410 | Drinking places (alcoholic beverages) | 112 | 194 | 800 | 33 | 27 | 4 | 1 | 1 | — | — | — | — | — | |
| 81 | Other services (except public administration) | 824 | 2 445 | 10 000 | 166 | 112 | 34 | 15 | 4 | 1 | — | — | — | — | |
| 811 | Repair & maintenance | 222 | 963 | 4 151 | 56 | 43 | 7 | 4 | 2 | — | — | — | — | — | |
| 8111 | Automotive repair & maintenance | 169 | 772 | 3 050 | 37 | 26 | 6 | 4 | 1 | — | — | — | — | — | |
| 812 | Personal & laundry services | 148 | 450 | 1 841 | 34 | 18 | 13 | 3 | — | — | — | — | — | — | |
| 813 | Religious, grantmaking, civic, prof & like organizations | 454 | 1 032 | 4 008 | 76 | 51 | 14 | 8 | 2 | 1 | — | — | — | — | |
| 8131 | Religious organizations | 277 | 597 | 2 315 | 49 | 32 | 10 | 5 | 2 | — | — | — | — | — | |
| 81311 | Religious organizations | 277 | 597 | 2 315 | 49 | 32 | 10 | 5 | 2 | — | — | — | — | — | |
| 813110 | Religious organizations | 277 | 597 | 2 315 | 49 | 32 | 10 | 5 | 2 | — | — | — | — | — | |
| 8134 | Civic & social organizations | 117 | 276 | 1 047 | 11 | 7 | 2 | 1 | — | 1 | — | — | — | — | |
| 81341 | Civic & social organizations | 117 | 276 | 1 047 | 11 | 7 | 2 | 1 | — | 1 | — | — | — | — | |
| 813410 | Civic & social organizations | 117 | 276 | 1 047 | 11 | 7 | 2 | 1 | — | 1 | — | — | — | — | |
| 95 | Auxiliaries (exc corporate, subsidiary & regional mgt) | (C) | (D) | (D) | 6 | 1 | 1 | 2 | — | 2 | — | — | — | — | |
| 99 | Unclassified establishments | 14 | 32 | 165 | 13 | 12 | 1 | — | — | — | — | — | — | — | |
| CRAWFORD | | | | | | | | | | | | | | | |
| | Total | 5 930 | 31 865 | 133 347 | 464 | 278 | 82 | 58 | 29 | 9 | 6 | 1 | — | 1 | |
| 11 | Forestry, fishing, hunting, and agriculture support | (A) | (D) | (D) | 3 | 3 | — | — | — | — | — | — | — | — | |
| 21 | Mining | (A) | (D) | (D) | 1 | 1 | — | — | — | — | — | — | — | — | |
| 22 | Utilities | (B) | (D) | (D) | 3 | 1 | 1 | — | — | 1 | — | — | — | — | |
| 23 | Construction | 157 | 797 | 5 273 | 48 | 39 | 6 | 2 | 1 | — | — | — | — | — | |
| 235 | Special trade contractors | 104 | 577 | 2 834 | 29 | 24 | 4 | — | 1 | — | — | — | — | — | |
| 31-33 | Manufacturing | 2 080 | 15 330 | 61 870 | 22 | 5 | 3 | 4 | 7 | 1 | — | 1 | — | 1 | |
| 311 | Food mfg | 1 827 | 14 238 | 57 422 | 6 | — | 1 | — | 3 | — | — | 1 | — | 1 | |
| 3116 | Animal slaughtering & processing | (G) | (D) | (D) | 4 | — | — | — | 2 | — | — | 1 | — | 1 | |
| 31161 | Animal slaughtering & processing | (G) | (D) | (D) | 4 | — | — | — | 2 | — | — | 1 | — | 1 | |
| 42 | Wholesale trade | 378 | 1 934 | 8 478 | 24 | 11 | 1 | 8 | 2 | 1 | 1 | — | — | — | |
| 422 | Wholesale trade, nondurable goods | 298 | 1 494 | 6 117 | 17 | 7 | 1 | 6 | 1 | 1 | 1 | — | — | — | |
| 4224 | Grocery & related product whse | (C) | (D) | (D) | 2 | — | — | 1 | — | — | 1 | — | — | — | |
| 42247 | Meat & meat product whse | (C) | (D) | (D) | 2 | — | — | 1 | — | — | 1 | — | — | — | |
| 4225 | Farm product raw material whse | 136 | 628 | 3 239 | 11 | 4 | 1 | 4 | 1 | 1 | — | — | — | — | |

See footnotes at end of table.

Table 6. Counties—Employees, Payroll, and Establishments by Industry: 2001—Con.

[Excludes most government employees, railroad employees, and self-employed persons. Size class 1 to 4 includes establishments with payroll, but no employees, during mid-March pay period. (D) denotes figures withheld to avoid disclosing data for individual companies; the data are included in broader industry totals. Detailed industries with 100 or more employees are shown if industry was not a (D). For explanation of terms, abbreviations, and data reliability/comparability, see introductory text]

| NAICS code | Industry | Number of employees for week including March 12 | Payroll (\$1,000) | | Total number of establishments | Number of establishments by employment-size class | | | | | | | | |
|----------------------|---|---|-------------------|---------------|--------------------------------|---|-----------|-----------|----------|----------|------------|------------|------------|---------------|
| | | | First quarter | Annual | | 1 to 4 | 5 to 9 | 10 to 19 | 20 to 49 | 50 to 99 | 100 to 249 | 250 to 499 | 500 to 999 | 1,000 or more |
| CRAWFORD—Con. | | | | | | | | | | | | | | |
| 44-45 | Retail trade | 925 | 2 934 | 12 737 | 88 | 46 | 23 | 13 | 2 | 2 | 2 | - | - | - |
| 441 | Motor vehicle & parts dealers | 115 | 678 | 2 646 | 17 | 10 | 1 | 6 | - | - | - | - | - | - |
| 445 | Food & beverage stores | 263 | 627 | 2 952 | 9 | 5 | 2 | - | - | 1 | 1 | - | - | - |
| 4451 | Grocery stores | (E) | (D) | (D) | 8 | 4 | 2 | - | - | 1 | 1 | - | - | - |
| 44511 | Grocery (except convenience) stores | (E) | (D) | (D) | 6 | 3 | 1 | - | - | 1 | 1 | - | - | - |
| 447 | Gasoline stations | 178 | 408 | 1 768 | 13 | 4 | 4 | 4 | - | 1 | - | - | - | - |
| 4471 | Gasoline stations | 178 | 408 | 1 768 | 13 | 4 | 4 | 4 | - | 1 | - | - | - | - |
| 44711 | Gasoline stations with convenience stores .. | 174 | 396 | 1 717 | 10 | 1 | 4 | 4 | - | 1 | - | - | - | - |
| 447110 | Gasoline stations with convenience stores . | 174 | 396 | 1 717 | 10 | 1 | 4 | 4 | - | 1 | - | - | - | - |
| 452 | General merchandise stores | (C) | (D) | (D) | 3 | - | 1 | - | 1 | - | 1 | - | - | - |
| 4521 | Department stores | (C) | (D) | (D) | 1 | - | - | - | - | - | 1 | - | - | - |
| 45211 | Department stores | (C) | (D) | (D) | 1 | - | - | - | - | - | 1 | - | - | - |
| 48-49 | Transportation & warehousing | 329 | 1 714 | 7 061 | 41 | 25 | 8 | 3 | 4 | 1 | - | - | - | - |
| 484 | Truck transportation | 296 | 1 520 | 6 220 | 37 | 23 | 7 | 3 | 3 | 1 | - | - | - | - |
| 4841 | General freight trucking | 235 | 1 236 | 5 066 | 20 | 11 | 4 | 1 | 3 | 1 | - | - | - | - |
| 48411 | General freight trucking, local | 106 | 418 | 1 650 | 6 | 3 | 2 | - | - | 1 | - | - | - | - |
| 484110 | General freight trucking, local | 106 | 418 | 1 650 | 6 | 3 | 2 | - | - | 1 | - | - | - | - |
| 48412 | General freight trucking, long-distance | 129 | 818 | 3 416 | 14 | 8 | 2 | 1 | 3 | - | - | - | - | - |
| 484121 | General freight trucking, long-distance, TL . | 129 | 818 | 3 416 | 14 | 8 | 2 | 1 | 3 | - | - | - | - | - |
| 51 | Information | 44 | 300 | 1 073 | 6 | 3 | 1 | 1 | 1 | - | - | - | - | - |
| 52 | Finance & insurance | 197 | 1 447 | 5 696 | 37 | 24 | 6 | 6 | 1 | - | - | - | - | - |
| 522 | Credit intermediation & related activities | 128 | 896 | 3 763 | 15 | 6 | 3 | 5 | 1 | - | - | - | - | - |
| 5221 | Depository credit intermediation | (C) | (D) | (D) | 14 | 5 | 3 | 5 | 1 | - | - | - | - | - |
| 52211 | Commercial banking | 118 | 846 | 3 530 | 12 | 4 | 2 | 5 | 1 | - | - | - | - | - |
| 522110 | Commercial banking | 118 | 846 | 3 530 | 12 | 4 | 2 | 5 | 1 | - | - | - | - | - |
| 53 | Real estate & rental & leasing | (B) | (D) | (D) | 13 | 12 | 1 | - | - | - | - | - | - | - |
| 54 | Professional, scientific & technical services | 123 | 807 | 3 230 | 21 | 11 | 8 | 1 | 1 | - | - | - | - | - |
| 541 | Professional, scientific & technical services | 123 | 807 | 3 230 | 21 | 11 | 8 | 1 | 1 | - | - | - | - | - |
| 56 | Admin, support, waste mgmt, remediation services | 52 | 184 | 850 | 13 | 11 | 1 | - | 1 | - | - | - | - | - |
| 61 | Educational services | 64 | 155 | 630 | 6 | 1 | 2 | 2 | 1 | - | - | - | - | - |
| 62 | Health care and social assistance | 881 | 4 391 | 18 541 | 33 | 14 | 5 | 6 | 2 | 3 | 3 | - | - | - |
| 622 | Hospitals | (C) | (D) | (D) | 1 | - | - | - | - | - | 1 | - | - | - |
| 6221 | General medical & surgical hospitals | (C) | (D) | (D) | 1 | - | - | - | - | - | 1 | - | - | - |
| 62211 | General medical & surgical hospitals | (C) | (D) | (D) | 1 | - | - | - | - | - | 1 | - | - | - |
| 623 | Nursing & residential care facilities | 307 | 1 090 | 4 603 | 6 | 1 | - | 1 | 1 | 2 | 1 | - | - | - |
| 6231 | Nursing care facilities | (C) | (D) | (D) | 2 | - | - | - | - | 2 | - | - | - | - |
| 62311 | Nursing care facilities | (C) | (D) | (D) | 2 | - | - | - | - | 2 | - | - | - | - |
| 6233 | Community care facilities for the elderly | (C) | (D) | (D) | 3 | 1 | - | - | 1 | - | 1 | - | - | - |
| 62331 | Community care facilities for the elderly | (C) | (D) | (D) | 3 | 1 | - | - | 1 | - | 1 | - | - | - |
| 624 | Social assistance | 322 | 1 485 | 6 098 | 11 | 5 | 1 | 2 | 1 | 1 | 1 | - | - | - |
| 6243 | Vocational rehabilitation services | (E) | (D) | (D) | 2 | - | - | - | - | 1 | 1 | - | - | - |
| 62431 | Vocational rehabilitation services | (E) | (D) | (D) | 2 | - | - | - | - | 1 | 1 | - | - | - |
| 71 | Arts, entertainment & recreation | 25 | 72 | 410 | 8 | 6 | 1 | 1 | - | - | - | - | - | - |
| 72 | Accommodation & food services | 385 | 675 | 2 822 | 44 | 23 | 8 | 8 | 5 | - | - | - | - | - |
| 722 | Food services & drinking places | 366 | 626 | 2 601 | 39 | 19 | 8 | 7 | 5 | - | - | - | - | - |
| 7221 | Full-service restaurants | 117 | 190 | 741 | 14 | 8 | 3 | 2 | 1 | - | - | - | - | - |
| 72211 | Full-service restaurants | 117 | 190 | 741 | 14 | 8 | 3 | 2 | 1 | - | - | - | - | - |
| 722110 | Full-service restaurants | 117 | 190 | 741 | 14 | 8 | 3 | 2 | 1 | - | - | - | - | - |
| 7222 | Limited-service eating places | 167 | 253 | 1 111 | 7 | - | - | 3 | 4 | - | - | - | - | - |
| 72221 | Limited-service eating places | 167 | 253 | 1 111 | 7 | - | - | 3 | 4 | - | - | - | - | - |
| 722211 | Limited-service restaurants | 167 | 253 | 1 111 | 7 | - | - | 3 | 4 | - | - | - | - | - |
| 81 | Other services (except public administration) | 182 | 509 | 2 226 | 48 | 37 | 7 | 3 | 1 | - | - | - | - | - |
| 813 | Religious, grantmaking, civic, prof & like organizations | 103 | 238 | 986 | 22 | 16 | 4 | 1 | 1 | - | - | - | - | - |
| 95 | Auxiliaries (exc corporate, subsidiary & regional mgt) | (A) | (D) | (D) | 1 | 1 | - | - | - | - | - | - | - | - |
| 99 | Unclassified establishments | 2 | 5 | 31 | 4 | 4 | - | - | - | - | - | - | - | - |

See footnotes at end of table.

Table 6. Counties—Employees, Payroll, and Establishments by Industry: 2001—Con.

[Excludes most government employees, railroad employees, and self-employed persons. Size class 1 to 4 includes establishments with payroll, but no employees, during mid-March pay period. (D) denotes figures withheld to avoid disclosing data for individual companies; the data are included in broader industry totals. Detailed industries with 100 or more employees are shown if industry was not a (D). For explanation of terms, abbreviations, and data reliability/comparability, see introductory text]

Table with columns: NAICS code, Industry, Number of employees for week including March 12, Payroll (\$1,000) (First quarter, Annual), Total number of establishments, and Number of establishments by employment-size class (1 to 4, 5 to 9, 10 to 19, 20 to 49, 50 to 99, 100 to 249, 250 to 499, 500 to 999, 1,000 or more).

See footnotes at end of table.

Table 6. Counties—Employees, Payroll, and Establishments by Industry: 2001—Con.

[Excludes most government employees, railroad employees, and self-employed persons. Size class 1 to 4 includes establishments with payroll, but no employees, during mid-March pay period. (D) denotes figures withheld to avoid disclosing data for individual companies; the data are included in broader industry totals. Detailed industries with 100 or more employees are shown if industry was not a (D). For explanation of terms, abbreviations, and data reliability/comparability, see introductory text]

| NAICS code | Industry | Number of employees for week including March 12 | Payroll (\$1,000) | | Total number of establishments | Number of establishments by employment-size class | | | | | | | | |
|-------------------|---|---|-------------------|---------|--------------------------------|---|--------|----------|----------|----------|------------|------------|------------|---------------|
| | | | First quarter | Annual | | 1 to 4 | 5 to 9 | 10 to 19 | 20 to 49 | 50 to 99 | 100 to 249 | 250 to 499 | 500 to 999 | 1,000 or more |
| DAVIS—Con. | | | | | | | | | | | | | | |
| 55 | Management of companies & enterprises | (A) | (D) | (D) | 1 | 1 | — | — | — | — | — | — | — | — |
| 56 | Admin, support, waste mgt, remediation services | (A) | (D) | (D) | 3 | 3 | — | — | — | — | — | — | — | — |
| 62 | Health care and social assistance | 408 | 2 169 | 8 293 | 25 | 10 | 9 | 2 | 2 | 1 | 1 | — | — | — |
| 622 | Hospitals | (C) | (D) | (D) | 1 | — | — | — | — | — | 1 | — | — | — |
| 6221 | General medical & surgical hospitals | (C) | (D) | (D) | 1 | — | — | — | — | — | 1 | — | — | — |
| 62211 | General medical & surgical hospitals | (C) | (D) | (D) | 1 | — | — | — | — | — | 1 | — | — | — |
| 623 | Nursing & residential care facilities | 144 | 633 | 2 730 | 4 | — | — | 1 | 2 | 1 | — | — | — | — |
| 71 | Arts, entertainment & recreation | (A) | (D) | (D) | 3 | 1 | 2 | — | — | — | — | — | — | — |
| 72 | Accommodation & food services | 87 | 116 | 565 | 12 | 5 | 4 | 1 | 2 | — | — | — | — | — |
| 81 | Other services (except public administration) | 68 | 177 | 675 | 21 | 13 | 8 | — | — | — | — | — | — | — |
| 99 | Unclassified establishments | (A) | (D) | (D) | 2 | 2 | — | — | — | — | — | — | — | — |
| DECATUR | | | | | | | | | | | | | | |
| | Total | 2 346 | 8 565 | 35 297 | 170 | 111 | 21 | 21 | 10 | 5 | 1 | — | 1 | — |
| 21 | Mining | (A) | (D) | (D) | 3 | 3 | — | — | — | — | — | — | — | — |
| 22 | Utilities | (A) | (D) | (D) | 1 | — | 1 | — | — | — | — | — | — | — |
| 23 | Construction | 34 | 132 | 861 | 18 | 17 | 1 | — | — | — | — | — | — | — |
| 31-33 | Manufacturing | 191 | 1 231 | 4 590 | 5 | 1 | 1 | — | 1 | 2 | — | — | — | — |
| 42 | Wholesale trade | 71 | 352 | 1 356 | 8 | 2 | 3 | 3 | — | — | — | — | — | — |
| 44-45 | Retail trade | 235 | 701 | 3 033 | 41 | 27 | 4 | 8 | 2 | — | — | — | — | — |
| 48-49 | Transportation & warehousing | 8 | 18 | 130 | 7 | 7 | — | — | — | — | — | — | — | — |
| 51 | Information | 23 | 167 | 764 | 5 | 4 | — | 1 | — | — | — | — | — | — |
| 52 | Finance & insurance | 64 | 380 | 1 214 | 9 | 7 | — | 1 | 1 | — | — | — | — | — |
| 53 | Real estate & rental & leasing | (A) | (D) | (D) | 1 | 1 | — | — | — | — | — | — | — | — |
| 54 | Professional, scientific & technical services | 34 | 86 | 308 | 6 | 4 | 1 | 1 | — | — | — | — | — | — |
| 55 | Management of companies & enterprises | (B) | (D) | (D) | 2 | 1 | — | — | — | 1 | — | — | — | — |
| 56 | Admin, support, waste mgt, remediation services | (C) | (D) | (D) | 4 | 2 | — | — | 1 | 1 | — | — | — | — |
| 561 | Administrative & support services | (C) | (D) | (D) | 2 | — | — | — | 1 | 1 | — | — | — | — |
| 61 | Educational services | (F) | (D) | (D) | 2 | 1 | — | — | — | — | — | — | 1 | — |
| 611 | Educational services | (F) | (D) | (D) | 2 | 1 | — | — | — | — | — | — | 1 | — |
| 6113 | Colleges, universities & professional schools | (F) | (D) | (D) | 1 | — | — | — | — | — | — | — | 1 | — |
| 61131 | Colleges, universities & professional schools | (F) | (D) | (D) | 1 | — | — | — | — | — | — | — | 1 | — |
| 62 | Health care and social assistance | 381 | 1 770 | 7 205 | 21 | 9 | 6 | 3 | 1 | 1 | 1 | — | — | — |
| 622 | Hospitals | (C) | (D) | (D) | 1 | — | — | — | — | — | 1 | — | — | — |
| 6221 | General medical & surgical hospitals | (C) | (D) | (D) | 1 | — | — | — | — | — | 1 | — | — | — |
| 62211 | General medical & surgical hospitals | (C) | (D) | (D) | 1 | — | — | — | — | — | 1 | — | — | — |
| 623 | Nursing & residential care facilities | 125 | 503 | 2 101 | 5 | 2 | 1 | — | 1 | 1 | — | — | — | — |
| 6231 | Nursing care facilities | (C) | (D) | (D) | 4 | 2 | — | — | 1 | 1 | — | — | — | — |
| 62311 | Nursing care facilities | (C) | (D) | (D) | 4 | 2 | — | — | 1 | 1 | — | — | — | — |
| 71 | Arts, entertainment & recreation | (A) | (D) | (D) | 2 | 2 | — | — | — | — | — | — | — | — |
| 72 | Accommodation & food services | 188 | 249 | 1 202 | 17 | 7 | 3 | 3 | 4 | — | — | — | — | — |
| 722 | Food services & drinking places | 173 | 221 | 1 081 | 14 | 6 | 1 | 3 | 4 | — | — | — | — | — |
| 81 | Other services (except public administration) | 41 | 124 | 661 | 16 | 14 | 1 | 1 | — | — | — | — | — | — |
| 99 | Unclassified establishments | (A) | (D) | (D) | 2 | 2 | — | — | — | — | — | — | — | — |
| DELAWARE | | | | | | | | | | | | | | |
| | Total | 4 822 | 25 846 | 109 795 | 494 | 290 | 97 | 65 | 27 | 7 | 6 | 2 | — | — |
| 11 | Forestry, fishing, hunting, and agriculture support | (A) | (D) | (D) | 2 | 2 | — | — | — | — | — | — | — | — |
| 21 | Mining | (B) | (D) | (D) | 1 | — | — | — | 1 | — | — | — | — | — |
| 22 | Utilities | (A) | (D) | (D) | 2 | 1 | 1 | — | — | — | — | — | — | — |
| 23 | Construction | 221 | 1 047 | 5 871 | 78 | 64 | 7 | 6 | 1 | — | — | — | — | — |
| 233 | Building, developing & general contracting | 137 | 670 | 3 006 | 28 | 19 | 4 | 4 | 1 | — | — | — | — | — |

See footnotes at end of table.

Table 6. Counties—Employees, Payroll, and Establishments by Industry: 2001—Con.

[Excludes most government employees, railroad employees, and self-employed persons. Size class 1 to 4 includes establishments with payroll, but no employees, during mid-March pay period. (D) denotes figures withheld to avoid disclosing data for individual companies; the data are included in broader industry totals. Detailed industries with 100 or more employees are shown if industry was not a (D). For explanation of terms, abbreviations, and data reliability/comparability, see introductory text]

| NAICS code | Industry | Number of employees for week including March 12 | Payroll (\$1,000) | | Total number of establishments | Number of establishments by employment-size class | | | | | | | | | |
|-----------------------|---|---|-------------------|------------------|--------------------------------|---|------------|------------|------------|-----------|------------|------------|------------|---------------|--|
| | | | First quarter | Annual | | 1 to 4 | 5 to 9 | 10 to 19 | 20 to 49 | 50 to 99 | 100 to 249 | 250 to 499 | 500 to 999 | 1,000 or more | |
| DICKINSON—Con. | | | | | | | | | | | | | | | |
| 81 | Other services (except public administration) | 286 | 1 047 | 4 714 | 65 | 45 | 14 | 4 | 2 | — | — | — | — | — | |
| 813 | Religious, grantmaking, civic, prof & like organizations | 167 | 547 | 2 499 | 25 | 13 | 7 | 3 | 2 | — | — | — | — | — | |
| 8131 | Religious organizations | 118 | 440 | 2 003 | 17 | 8 | 6 | 2 | 1 | — | — | — | — | — | |
| 81311 | Religious organizations | 118 | 440 | 2 003 | 17 | 8 | 6 | 2 | 1 | — | — | — | — | — | |
| 813110 | Religious organizations | 118 | 440 | 2 003 | 17 | 8 | 6 | 2 | 1 | — | — | — | — | — | |
| 95 | Auxiliaries (exc corporate, subsidiary & regional mgt) | (B) | (D) | (D) | 1 | — | — | — | 1 | — | — | — | — | — | |
| 99 | Unclassified establishments | 7 | 5 | 23 | 6 | 6 | — | — | — | — | — | — | — | — | |
| DUBUQUE | | | | | | | | | | | | | | | |
| | Total | 48 677 | 298 585 | 1 247 157 | 2 645 | 1 273 | 546 | 398 | 256 | 87 | 61 | 13 | 8 | 3 | |
| 11 | Forestry, fishing, hunting, and agriculture support | 119 | 561 | 2 421 | 15 | 8 | 3 | 3 | — | 1 | — | — | — | — | |
| 21 | Mining | (B) | (D) | (D) | 2 | 1 | — | — | 1 | — | — | — | — | — | |
| 22 | Utilities | (C) | (D) | (D) | 6 | — | 2 | — | 3 | 1 | — | — | — | — | |
| 221 | Utilities | (C) | (D) | (D) | 6 | — | 2 | — | 3 | 1 | — | — | — | — | |
| 2211 | Elec pwr generation, transmsn & distribution | (C) | (D) | (D) | 5 | — | 2 | — | 2 | 1 | — | — | — | — | |
| 23 | Construction | 1 768 | 12 600 | 67 816 | 301 | 208 | 43 | 29 | 19 | 1 | 1 | — | — | — | |
| 233 | Building, developing & general contracting | 442 | 3 274 | 17 983 | 94 | 78 | 7 | 6 | 1 | 1 | 1 | — | — | — | |
| 2332 | Residential building construction | (C) | (D) | (D) | 75 | 69 | 4 | 2 | — | — | — | — | — | — | |
| 23321 | Single-family housing construction | 146 | 689 | 3 522 | 72 | 67 | 3 | 2 | — | — | — | — | — | — | |
| 233210 | Single-family housing construction | 146 | 689 | 3 522 | 72 | 67 | 3 | 2 | — | — | — | — | — | — | |
| 2333 | Nonresidential building construction | 284 | 2 515 | 14 080 | 17 | 7 | 3 | 4 | 1 | 1 | 1 | — | — | — | |
| 23332 | Commercial & institutional bldg construction | 284 | 2 515 | 14 080 | 17 | 7 | 3 | 4 | 1 | 1 | 1 | — | — | — | |
| 233320 | Commercial & institutional bldg construction | 284 | 2 515 | 14 080 | 17 | 7 | 3 | 4 | 1 | 1 | 1 | — | — | — | |
| 234 | Heavy construction | 195 | 1 373 | 13 475 | 18 | 7 | 3 | 4 | 4 | — | — | — | — | — | |
| 2341 | Highway, street, bridge & tunnel construction | (C) | (D) | (D) | 6 | — | — | 3 | 3 | — | — | — | — | — | |
| 235 | Special trade contractors | 1 131 | 7 953 | 36 358 | 189 | 123 | 33 | 19 | 14 | — | — | — | — | — | |
| 2351 | Plumbing, heating & AC contractor | 274 | 2 445 | 9 552 | 36 | 17 | 10 | 6 | 3 | — | — | — | — | — | |
| 23511 | Plumbing, heating & AC contractor | 274 | 2 445 | 9 552 | 36 | 17 | 10 | 6 | 3 | — | — | — | — | — | |
| 235110 | Plumbing, heating & AC contractor | 274 | 2 445 | 9 552 | 36 | 17 | 10 | 6 | 3 | — | — | — | — | — | |
| 2353 | Electrical contractors | 131 | 1 134 | 4 487 | 23 | 15 | 5 | 1 | 2 | — | — | — | — | — | |
| 23531 | Electrical contractors | 131 | 1 134 | 4 487 | 23 | 15 | 5 | 1 | 2 | — | — | — | — | — | |
| 235310 | Electrical contractors | 131 | 1 134 | 4 487 | 23 | 15 | 5 | 1 | 2 | — | — | — | — | — | |
| 2354 | Masonry, drywall, insulation, tile contractors | 184 | 1 266 | 4 612 | 28 | 19 | 3 | 4 | 2 | — | — | — | — | — | |
| 2355 | Carpentry & floor contractors | 111 | 948 | 4 343 | 22 | 15 | 3 | 3 | 1 | — | — | — | — | — | |
| 2356 | Roofing, siding, & sheet metal contractors | 125 | 917 | 3 877 | 14 | 10 | 1 | — | 3 | — | — | — | — | — | |
| 23561 | Roofing, siding, & sheet metal contractors | 125 | 917 | 3 877 | 14 | 10 | 1 | — | 3 | — | — | — | — | — | |
| 235610 | Roofing, siding, & sheet metal contractors | 125 | 917 | 3 877 | 14 | 10 | 1 | — | 3 | — | — | — | — | — | |
| 2357 | Concrete contractors | 174 | 577 | 5 635 | 22 | 12 | 6 | 1 | 3 | — | — | — | — | — | |
| 23571 | Concrete contractors | 174 | 577 | 5 635 | 22 | 12 | 6 | 1 | 3 | — | — | — | — | — | |
| 235710 | Concrete contractors | 174 | 577 | 5 635 | 22 | 12 | 6 | 1 | 3 | — | — | — | — | — | |
| 31-33 | Manufacturing | 10 458 | 86 584 | 355 741 | 138 | 34 | 23 | 20 | 24 | 13 | 16 | 4 | 2 | 2 | |
| 311 | Food mfg | 492 | 3 996 | 15 378 | 9 | 3 | 2 | — | 2 | — | 1 | 1 | — | — | |
| 3115 | Dairy product mfg | (C) | (D) | (D) | 1 | — | — | — | — | — | 1 | — | — | — | |
| 31151 | Dairy product (exc frozen) mfg | (C) | (D) | (D) | 1 | — | — | — | — | — | 1 | — | — | — | |
| 3118 | Bakeries & tortilla mfg | (E) | (D) | (D) | 2 | 1 | — | — | — | — | — | 1 | — | — | |
| 31181 | Bread & bakery product mfg | (E) | (D) | (D) | 2 | 1 | — | — | — | — | — | 1 | — | — | |
| 321 | Wood product mfg | 1 124 | 7 240 | 32 532 | 8 | 1 | 1 | 1 | — | 2 | 2 | — | 1 | — | |
| 3212 | Veneer, plywood & engineered wood product mfg | (C) | (D) | (D) | 2 | — | — | — | — | 1 | 1 | — | — | — | |
| 32121 | Veneer, plywood & engineered wood product mfg | (C) | (D) | (D) | 2 | — | — | — | — | 1 | 1 | — | — | — | |
| 3219 | Other wood product mfg | (F) | (D) | (D) | 5 | — | 1 | 1 | — | 1 | 1 | — | 1 | — | |
| 32191 | Millwork | (F) | (D) | (D) | 3 | — | 1 | 1 | — | — | — | — | 1 | — | |
| 32199 | All other wood product mfg | (C) | (D) | (D) | 1 | — | — | — | — | — | 1 | — | — | — | |
| 322 | Paper mfg | (E) | (D) | (D) | 1 | — | — | — | — | — | — | 1 | — | — | |
| 3222 | Converted paper product mfg | (E) | (D) | (D) | 1 | — | — | — | — | — | — | 1 | — | — | |
| 32221 | Paperboard container mfg | (E) | (D) | (D) | 1 | — | — | — | — | — | — | 1 | — | — | |
| 323 | Printing & related support activities | 728 | 4 607 | 19 306 | 19 | 8 | 3 | 4 | 1 | — | 2 | 1 | — | — | |
| 3231 | Printing & related support activities | 728 | 4 607 | 19 306 | 19 | 8 | 3 | 4 | 1 | — | 2 | 1 | — | — | |
| 32311 | Printing | (F) | (D) | (D) | 15 | 6 | 3 | 3 | 1 | — | 1 | 1 | — | — | |
| 32312 | Printing support activities | (C) | (D) | (D) | 4 | 2 | — | 1 | — | — | 1 | — | — | — | |
| 326 | Plastics & rubber products mfg | 295 | 2 196 | 8 010 | 8 | 1 | 1 | 1 | 3 | 2 | — | — | — | — | |
| 3261 | Plastics product mfg | 176 | 1 466 | 5 063 | 4 | — | 1 | 1 | — | 2 | — | — | — | — | |
| 3262 | Rubber product mfg | 119 | 730 | 2 947 | 4 | 1 | — | — | 3 | — | — | — | — | — | |
| 327 | Nonmetallic mineral product mfg | 117 | 1 199 | 6 206 | 7 | 2 | 2 | 1 | 1 | 1 | — | — | — | — | |
| 3273 | Cement & concrete product mfg | 117 | 1 199 | 6 206 | 7 | 2 | 2 | 1 | 1 | 1 | — | — | — | — | |

See footnotes at end of table.

Table 6. Counties—Employees, Payroll, and Establishments by Industry: 2001—Con.

[Excludes most government employees, railroad employees, and self-employed persons. Size class 1 to 4 includes establishments with payroll, but no employees, during mid-March pay period. (D) denotes figures withheld to avoid disclosing data for individual companies; the data are included in broader industry totals. Detailed industries with 100 or more employees are shown if industry was not a (D). For explanation of terms, abbreviations, and data reliability/comparability, see introductory text]

| NAICS code | Industry | Number of employees for week including March 12 | Payroll (\$1,000) | | Total number of establishments | Number of establishments by employment-size class | | | | | | | | |
|---------------------|---|---|-------------------|----------------|--------------------------------|---|-----------|-----------|-----------|-----------|------------|------------|------------|---------------|
| | | | First quarter | Annual | | 1 to 4 | 5 to 9 | 10 to 19 | 20 to 49 | 50 to 99 | 100 to 249 | 250 to 499 | 500 to 999 | 1,000 or more |
| FAYETTE—Con. | | | | | | | | | | | | | | |
| 62 | Health care and social assistance | 1 220 | 5 512 | 23 423 | 58 | 30 | 7 | 9 | 2 | 7 | 3 | — | — | — |
| 621 | Ambulatory health care services | 247 | 1 339 | 6 249 | 32 | 20 | 5 | 5 | 1 | 1 | — | — | — | — |
| 622 | Hospitals | (E) | (D) | (D) | 2 | — | — | — | — | — | 2 | — | — | — |
| 6221 | General medical & surgical hospitals | (E) | (D) | (D) | 2 | — | — | — | — | — | 2 | — | — | — |
| 62211 | General medical & surgical hospitals | (E) | (D) | (D) | 2 | — | — | — | — | — | 2 | — | — | — |
| 623 | Nursing & residential care facilities | 481 | 1 876 | 8 192 | 10 | 2 | — | 2 | — | 5 | 1 | — | — | — |
| 6231 | Nursing care facilities | 371 | 1 467 | 6 302 | 5 | — | — | — | — | 4 | 1 | — | — | — |
| 62311 | Nursing care facilities | 371 | 1 467 | 6 302 | 5 | — | — | — | — | 4 | 1 | — | — | — |
| 623110 | Nursing care facilities | 371 | 1 467 | 6 302 | 5 | — | — | — | — | 4 | 1 | — | — | — |
| 624 | Social assistance | (C) | (D) | (D) | 14 | 8 | 2 | 2 | 1 | 1 | — | — | — | — |
| 71 | Arts, entertainment & recreation | 39 | 73 | 459 | 12 | 9 | 1 | 2 | — | — | — | — | — | — |
| 72 | Accommodation & food services | 550 | 868 | 3 739 | 50 | 20 | 9 | 14 | 5 | 2 | — | — | — | — |
| 722 | Food services & drinking places | 532 | 830 | 3 510 | 46 | 18 | 8 | 13 | 5 | 2 | — | — | — | — |
| 7221 | Full-service restaurants | 238 | 370 | 1 522 | 23 | 6 | 6 | 9 | 2 | — | — | — | — | — |
| 72211 | Full-service restaurants | 238 | 370 | 1 522 | 23 | 6 | 6 | 9 | 2 | — | — | — | — | — |
| 722110 | Full-service restaurants | 238 | 370 | 1 522 | 23 | 6 | 6 | 9 | 2 | — | — | — | — | — |
| 7222 | Limited-service eating places | 162 | 282 | 1 160 | 11 | 3 | 1 | 4 | 3 | — | — | — | — | — |
| 72221 | Limited-service eating places | 162 | 282 | 1 160 | 11 | 3 | 1 | 4 | 3 | — | — | — | — | — |
| 7223 | Special food services | (C) | (D) | (D) | 2 | — | — | — | — | 2 | — | — | — | — |
| 72231 | Food service contractors | (C) | (D) | (D) | 2 | — | — | — | — | 2 | — | — | — | — |
| 81 | Other services (except public administration) | 284 | 1 047 | 4 718 | 79 | 64 | 13 | 1 | — | 1 | — | — | — | — |
| 812 | Personal & laundry services | 114 | 571 | 2 761 | 19 | 15 | 2 | 1 | — | 1 | — | — | — | — |
| 813 | Religious, grantmaking, civic, prof & like organizations | 104 | 198 | 807 | 37 | 30 | 7 | — | — | — | — | — | — | — |
| 95 | Auxiliaries (exc corporate, subsidiary & regional mgt) | (A) | (D) | (D) | 1 | 1 | — | — | — | — | — | — | — | — |
| 99 | Unclassified establishments | 3 | 5 | 24 | 4 | 4 | — | — | — | — | — | — | — | — |
| FLOYD | | | | | | | | | | | | | | |
| | Total | 4 510 | 25 708 | 101 767 | 460 | 266 | 88 | 60 | 29 | 11 | 5 | 1 | — | — |
| 11 | Forestry, fishing, hunting, and agriculture support | (A) | (D) | (D) | 1 | 1 | — | — | — | — | — | — | — | — |
| 21 | Mining | (B) | (D) | (D) | 1 | — | — | — | 1 | — | — | — | — | — |
| 22 | Utilities | (A) | (D) | (D) | 1 | — | — | 1 | — | — | — | — | — | — |
| 23 | Construction | 172 | 1 000 | 5 658 | 40 | 29 | 5 | 5 | 1 | — | — | — | — | — |
| 235 | Special trade contractors | 112 | 533 | 2 695 | 26 | 20 | 2 | 3 | 1 | — | — | — | — | — |
| 31-33 | Manufacturing | 965 | 8 933 | 32 654 | 18 | 4 | 5 | 3 | 2 | 1 | 2 | 1 | — | — |
| 311 | Food mfg | (E) | (D) | (D) | 2 | — | 1 | — | — | — | — | 1 | — | — |
| 3116 | Animal slaughtering & processing | (E) | (D) | (D) | 1 | — | — | — | — | — | — | 1 | — | — |
| 31161 | Animal slaughtering & processing | (E) | (D) | (D) | 1 | — | — | — | — | — | — | 1 | — | — |
| 325 | Chemical mfg | (E) | (D) | (D) | 2 | — | — | — | — | — | 2 | — | — | — |
| 3254 | Pharmaceutical & medicine mfg | (E) | (D) | (D) | 2 | — | — | — | — | — | 2 | — | — | — |
| 32541 | Pharmaceutical & medicine mfg | (E) | (D) | (D) | 2 | — | — | — | — | — | 2 | — | — | — |
| 332 | Fabricated metal product mfg | 125 | 567 | 2 144 | 3 | — | — | — | 2 | 1 | — | — | — | — |
| 42 | Wholesale trade | 235 | 1 381 | 6 373 | 29 | 12 | 7 | 7 | 3 | — | — | — | — | — |
| 421 | Wholesale trade, durable goods | 102 | 567 | 2 739 | 11 | 5 | 3 | 1 | 2 | — | — | — | — | — |
| 422 | Wholesale trade, nondurable goods | 133 | 814 | 3 634 | 18 | 7 | 4 | 6 | 1 | — | — | — | — | — |
| 44-45 | Retail trade | 765 | 3 011 | 11 908 | 86 | 41 | 28 | 10 | 4 | 2 | 1 | — | — | — |
| 441 | Motor vehicle & parts dealers | 130 | 660 | 2 733 | 15 | 7 | 3 | 4 | 1 | — | — | — | — | — |
| 445 | Food & beverage stores | 202 | 698 | 2 888 | 5 | 2 | — | — | 1 | 1 | 1 | — | — | — |
| 4451 | Grocery stores | 202 | 698 | 2 888 | 5 | 2 | — | — | 1 | 1 | 1 | — | — | — |
| 44511 | Grocery (except convenience) stores | (C) | (D) | (D) | 4 | 1 | — | — | 1 | 1 | 1 | — | — | — |
| 447 | Gasoline stations | 100 | 275 | 1 080 | 14 | 2 | 9 | 3 | — | — | — | — | — | — |
| 4471 | Gasoline stations | 100 | 275 | 1 080 | 14 | 2 | 9 | 3 | — | — | — | — | — | — |
| 452 | General merchandise stores | 136 | 438 | 1 772 | 4 | 1 | 1 | — | 1 | 1 | — | — | — | — |
| 48-49 | Transportation & warehousing | 69 | 392 | 1 472 | 18 | 12 | 2 | 4 | — | — | — | — | — | — |
| 51 | Information | 58 | 476 | 2 989 | 5 | 3 | — | — | 2 | — | — | — | — | — |
| 52 | Finance & insurance | 182 | 1 440 | 4 991 | 29 | 19 | 6 | 2 | 1 | 1 | — | — | — | — |
| 522 | Credit intermediation & related activities | 123 | 1 166 | 3 947 | 8 | 3 | 1 | 2 | 1 | 1 | — | — | — | — |
| 5221 | Depository credit intermediation | 123 | 1 166 | 3 947 | 8 | 3 | 1 | 2 | 1 | 1 | — | — | — | — |
| 52211 | Commercial banking | (C) | (D) | (D) | 6 | 3 | — | 1 | 1 | 1 | — | — | — | — |
| 53 | Real estate & rental & leasing | 49 | 162 | 671 | 17 | 13 | 3 | 1 | — | — | — | — | — | — |
| 54 | Professional, scientific & technical services | 83 | 366 | 1 380 | 29 | 22 | 7 | — | — | — | — | — | — | — |
| 56 | Admin, support, waste mgt, remediation services | 95 | 463 | 1 977 | 13 | 6 | 3 | 2 | 2 | — | — | — | — | — |
| 61 | Educational services | 12 | 31 | 137 | 3 | 2 | — | 1 | — | — | — | — | — | — |

See footnotes at end of table.

Table 6. Counties—Employees, Payroll, and Establishments by Industry: 2001—Con.

[Excludes most government employees, railroad employees, and self-employed persons. Size class 1 to 4 includes establishments with payroll, but no employees, during mid-March pay period. (D) denotes figures withheld to avoid disclosing data for individual companies; the data are included in broader industry totals. Detailed industries with 100 or more employees are shown if industry was not a (D). For explanation of terms, abbreviations, and data reliability/comparability, see introductory text]

| NAICS code | Industry | Number of employees for week including March 12 | Payroll (\$1,000) | | Total number of establishments | Number of establishments by employment-size class | | | | | | | | |
|-------------------|---|---|-------------------|---------------|--------------------------------|---|-----------|-----------|-----------|----------|------------|------------|------------|---------------|
| | | | First quarter | Annual | | 1 to 4 | 5 to 9 | 10 to 19 | 20 to 49 | 50 to 99 | 100 to 249 | 250 to 499 | 500 to 999 | 1,000 or more |
| FLOYD—Con. | | | | | | | | | | | | | | |
| 62 | Health care and social assistance | 986 | 6 017 | 22 207 | 53 | 25 | 8 | 9 | 4 | 5 | 2 | — | — | — |
| 621 | Ambulatory health care services | 176 | 1 388 | 6 239 | 25 | 14 | 5 | 4 | 2 | — | — | — | — | — |
| 622 | Hospitals | (C) | (D) | (D) | 1 | — | — | — | — | — | 1 | — | — | — |
| 6221 | General medical & surgical hospitals | (C) | (D) | (D) | 1 | — | — | — | — | — | 1 | — | — | — |
| 62211 | General medical & surgical hospitals | (C) | (D) | (D) | 1 | — | — | — | — | — | 1 | — | — | — |
| 623 | Nursing & residential care facilities | 566 | 3 115 | 9 967 | 13 | — | 2 | 3 | 2 | 5 | 1 | — | — | — |
| 6231 | Nursing care facilities | (E) | (D) | (D) | 6 | — | — | — | 1 | 5 | — | — | — | — |
| 62311 | Nursing care facilities | (E) | (D) | (D) | 6 | — | — | — | 1 | 5 | — | — | — | — |
| 6232 | Residential mental retardation, health facil | (C) | (D) | (D) | 5 | — | 1 | 2 | 1 | — | 1 | — | — | — |
| 62321 | Residential mental retardation facilities | (C) | (D) | (D) | 5 | — | 1 | 2 | 1 | — | 1 | — | — | — |
| 71 | Arts, entertainment & recreation | 84 | 110 | 575 | 7 | 5 | — | — | 1 | 1 | — | — | — | — |
| 72 | Accommodation & food services | 431 | 608 | 2 630 | 47 | 27 | 3 | 10 | 6 | 1 | — | — | — | — |
| 722 | Food services & drinking places | 415 | 580 | 2 499 | 43 | 24 | 2 | 10 | 6 | 1 | — | — | — | — |
| 7221 | Full-service restaurants | 211 | 269 | 1 099 | 22 | 11 | 1 | 6 | 4 | — | — | — | — | — |
| 72211 | Full-service restaurants | 211 | 269 | 1 099 | 22 | 11 | 1 | 6 | 4 | — | — | — | — | — |
| 722110 | Full-service restaurants | 211 | 269 | 1 099 | 22 | 11 | 1 | 6 | 4 | — | — | — | — | — |
| 7222 | Limited-service eating places | 192 | 291 | 1 299 | 14 | 6 | 1 | 4 | 2 | 1 | — | — | — | — |
| 72221 | Limited-service eating places | 192 | 291 | 1 299 | 14 | 6 | 1 | 4 | 2 | 1 | — | — | — | — |
| 81 | Other services (except public administration) | 267 | 845 | 3 650 | 56 | 40 | 9 | 5 | 2 | — | — | — | — | — |
| 813 | Religious, grantmaking, civic, prof & like organizations | 154 | 437 | 1 759 | 30 | 23 | 4 | 2 | 1 | — | — | — | — | — |
| 8131 | Religious organizations | 120 | 307 | 1 262 | 20 | 16 | 2 | 1 | 1 | — | — | — | — | — |
| 81311 | Religious organizations | 120 | 307 | 1 262 | 20 | 16 | 2 | 1 | 1 | — | — | — | — | — |
| 813110 | Religious organizations | 120 | 307 | 1 262 | 20 | 16 | 2 | 1 | 1 | — | — | — | — | — |
| 95 | Auxiliaries (exc corporate, subsidiary & regional mgt) | (A) | (D) | (D) | 1 | — | 1 | — | — | — | — | — | — | — |
| 99 | Unclassified establishments | 9 | 20 | 131 | 6 | 5 | 1 | — | — | — | — | — | — | — |
| FRANKLIN | | | | | | | | | | | | | | |
| | Total | 3 016 | 17 010 | 73 900 | 329 | 195 | 69 | 35 | 18 | 8 | 3 | 1 | — | — |
| 11 | Forestry, fishing, hunting, and agriculture support | 11 | 42 | 165 | 3 | 2 | 1 | — | — | — | — | — | — | — |
| 21 | Mining | (A) | (D) | (D) | 2 | 2 | — | — | — | — | — | — | — | — |
| 22 | Utilities | 38 | 393 | 1 663 | 3 | — | — | 3 | — | — | — | — | — | — |
| 23 | Construction | 191 | 922 | 5 678 | 33 | 19 | 8 | 3 | 3 | — | — | — | — | — |
| 31-33 | Manufacturing | 810 | 6 013 | 25 268 | 23 | 12 | 4 | 2 | 1 | 2 | 1 | 1 | — | — |
| 333 | Machinery mfg | (F) | (D) | (D) | 5 | 2 | — | 1 | — | — | 1 | 1 | — | — |
| 3331 | Ag, construction & mining machinery mfg | (C) | (D) | (D) | 1 | — | — | — | — | — | 1 | — | — | — |
| 33311 | Agricultural implement mfg | (C) | (D) | (D) | 1 | — | — | — | — | — | 1 | — | — | — |
| 3339 | Other general purpose machinery mfg | (E) | (D) | (D) | 3 | 1 | — | 1 | — | — | — | 1 | — | — |
| 33399 | All other general purpose machinery mfg | (E) | (D) | (D) | 1 | — | — | — | — | — | — | 1 | — | — |
| 42 | Wholesale trade | 179 | 1 089 | 5 134 | 20 | 8 | 3 | 6 | 3 | — | — | — | — | — |
| 422 | Wholesale trade, nondurable goods | (C) | (D) | (D) | 15 | 5 | 3 | 6 | 1 | — | — | — | — | — |
| 44-45 | Retail trade | 440 | 1 871 | 7 886 | 55 | 25 | 19 | 4 | 5 | 2 | — | — | — | — |
| 445 | Food & beverage stores | 116 | 404 | 1 658 | 9 | 3 | 3 | 1 | 1 | 1 | — | — | — | — |
| 4451 | Grocery stores | (C) | (D) | (D) | 6 | 1 | 2 | 1 | 1 | 1 | — | — | — | — |
| 48-49 | Transportation & warehousing | 15 | 60 | 352 | 5 | 4 | 1 | — | — | — | — | — | — | — |
| 51 | Information | 62 | 280 | 1 287 | 7 | 4 | — | 2 | 1 | — | — | — | — | — |
| 52 | Finance & insurance | 107 | 862 | 3 295 | 27 | 20 | 4 | 2 | 1 | — | — | — | — | — |
| 53 | Real estate & rental & leasing | 53 | 156 | 594 | 12 | 8 | 3 | — | 1 | — | — | — | — | — |
| 54 | Professional, scientific & technical services | 80 | 442 | 1 682 | 18 | 10 | 7 | 1 | — | — | — | — | — | — |
| 55 | Management of companies & enterprises | (B) | (D) | (D) | 3 | 1 | — | 1 | — | 1 | — | — | — | — |
| 56 | Admin, support, waste mgt, remediation services | 19 | 49 | 238 | 8 | 6 | 2 | — | — | — | — | — | — | — |
| 61 | Educational services | (A) | (D) | (D) | 3 | 3 | — | — | — | — | — | — | — | — |
| 62 | Health care and social assistance | 532 | 2 584 | 10 642 | 28 | 13 | 7 | 3 | 1 | 2 | 2 | — | — | — |
| 622 | Hospitals | (C) | (D) | (D) | 1 | — | — | — | — | — | 1 | — | — | — |
| 6221 | General medical & surgical hospitals | (C) | (D) | (D) | 1 | — | — | — | — | — | 1 | — | — | — |
| 62211 | General medical & surgical hospitals | (C) | (D) | (D) | 1 | — | — | — | — | — | 1 | — | — | — |
| 623 | Nursing & residential care facilities | 263 | 1 082 | 4 649 | 8 | 4 | — | 1 | — | 2 | 1 | — | — | — |
| 6231 | Nursing care facilities | (C) | (D) | (D) | 2 | — | — | — | — | 1 | 1 | — | — | — |
| 62311 | Nursing care facilities | (C) | (D) | (D) | 2 | — | — | — | — | 1 | 1 | — | — | — |
| 71 | Arts, entertainment & recreation | (B) | (D) | (D) | 7 | 3 | 3 | 1 | — | — | — | — | — | — |
| 72 | Accommodation & food services | 183 | 297 | 1 243 | 20 | 11 | 3 | 3 | 2 | 1 | — | — | — | — |
| 722 | Food services & drinking places | (C) | (D) | (D) | 17 | 10 | 2 | 3 | 1 | 1 | — | — | — | — |
| 7222 | Limited-service eating places | 106 | 205 | 811 | 4 | — | — | 2 | 1 | 1 | — | — | — | — |
| 72221 | Limited-service eating places | 106 | 205 | 811 | 4 | — | — | 2 | 1 | 1 | — | — | — | — |
| 722211 | Limited-service restaurants | 106 | 205 | 811 | 4 | — | — | 2 | 1 | 1 | — | — | — | — |

See footnotes at end of table.

Table 6. Counties—Employees, Payroll, and Establishments by Industry: 2001—Con.

[Excludes most government employees, railroad employees, and self-employed persons. Size class 1 to 4 includes establishments with payroll, but no employees, during mid-March pay period. (D) denotes figures withheld to avoid disclosing data for individual companies; the data are included in broader industry totals. Detailed industries with 100 or more employees are shown if industry was not a (D). For explanation of terms, abbreviations, and data reliability/comparability, see introductory text]

| NAICS code | Industry | Number of employees for week including March 12 | Payroll (\$1,000) | | Total number of establishments | Number of establishments by employment-size class | | | | | | | | |
|----------------------|---|---|-------------------|--------|--------------------------------|---|--------|----------|----------|----------|------------|------------|------------|---------------|
| | | | First quarter | Annual | | 1 to 4 | 5 to 9 | 10 to 19 | 20 to 49 | 50 to 99 | 100 to 249 | 250 to 499 | 500 to 999 | 1,000 or more |
| FRANKLIN—Con. | | | | | | | | | | | | | | |
| 81 | Other services (except public administration) | 156 | 525 | 3 124 | 50 | 42 | 4 | 4 | — | — | — | — | — | — |
| 99 | Unclassified establishments | (A) | (D) | (D) | 2 | 2 | — | — | — | — | — | — | — | — |
| FREMONT | | | | | | | | | | | | | | |
| | Total | 1 471 | 7 164 | 29 216 | 185 | 115 | 36 | 19 | 8 | 6 | 1 | — | — | — |
| 11 | Forestry, fishing, hunting, and agriculture support | 2 | 3 | 27 | 3 | 3 | — | — | — | — | — | — | — | — |
| 21 | Mining | (A) | (D) | (D) | 1 | — | 1 | — | — | — | — | — | — | — |
| 23 | Construction | 46 | 226 | 1 002 | 21 | 18 | 3 | — | — | — | — | — | — | — |
| 31-33 | Manufacturing | 229 | 1 703 | 7 646 | 7 | 2 | — | 1 | 2 | 2 | — | — | — | — |
| 311 | Food mfg | (C) | (D) | (D) | 4 | — | — | — | 2 | 2 | — | — | — | — |
| 3119 | Other food mfg | (C) | (D) | (D) | 2 | — | — | — | — | 2 | — | — | — | — |
| 31199 | All other food mfg | (C) | (D) | (D) | 2 | — | — | — | — | 2 | — | — | — | — |
| 42 | Wholesale trade | 103 | 1 210 | 3 876 | 14 | 6 | 6 | 1 | 1 | — | — | — | — | — |
| 44-45 | Retail trade | 319 | 998 | 4 113 | 34 | 17 | 7 | 7 | 2 | 1 | — | — | — | — |
| 445 | Food & beverage stores | (C) | (D) | (D) | 5 | — | — | 2 | 2 | 1 | — | — | — | — |
| 4451 | Grocery stores | 153 | 446 | 1 850 | 4 | — | — | 2 | 1 | 1 | — | — | — | — |
| 44511 | Grocery (except convenience) stores | 153 | 446 | 1 850 | 4 | — | — | 2 | 1 | 1 | — | — | — | — |
| 445110 | Grocery (except convenience) stores | 153 | 446 | 1 850 | 4 | — | — | 2 | 1 | 1 | — | — | — | — |
| 48-49 | Transportation & warehousing | 17 | 71 | 376 | 10 | 10 | — | — | — | — | — | — | — | — |
| 51 | Information | 20 | 36 | 145 | 4 | 2 | 2 | — | — | — | — | — | — | — |
| 52 | Finance & insurance | 78 | 493 | 2 135 | 13 | 7 | 1 | 5 | — | — | — | — | — | — |
| 53 | Real estate & rental & leasing | (A) | (D) | (D) | 2 | 2 | — | — | — | — | — | — | — | — |
| 54 | Professional, scientific & technical services | 88 | 323 | 1 331 | 10 | 4 | 4 | 1 | 1 | — | — | — | — | — |
| 56 | Admin, support, waste mgt, remediation services | 77 | 281 | 701 | 5 | 3 | 1 | — | — | 1 | — | — | — | — |
| 61 | Educational services | (A) | (D) | (D) | 1 | 1 | — | — | — | — | — | — | — | — |
| 62 | Health care and social assistance | 324 | 1 444 | 6 293 | 17 | 8 | 4 | 2 | — | 2 | 1 | — | — | — |
| 622 | Hospitals | (C) | (D) | (D) | 1 | — | — | — | — | — | 1 | — | — | — |
| 6221 | General medical & surgical hospitals | (C) | (D) | (D) | 1 | — | — | — | — | — | 1 | — | — | — |
| 62211 | General medical & surgical hospitals | (C) | (D) | (D) | 1 | — | — | — | — | — | 1 | — | — | — |
| 623 | Nursing & residential care facilities | (C) | (D) | (D) | 5 | — | 1 | 2 | — | 2 | — | — | — | — |
| 6231 | Nursing care facilities | 164 | 653 | 2 852 | 3 | — | — | 1 | — | 2 | — | — | — | — |
| 62311 | Nursing care facilities | 164 | 653 | 2 852 | 3 | — | — | 1 | — | 2 | — | — | — | — |
| 623110 | Nursing care facilities | 164 | 653 | 2 852 | 3 | — | — | 1 | — | 2 | — | — | — | — |
| 71 | Arts, entertainment & recreation | (A) | (D) | (D) | 1 | 1 | — | — | — | — | — | — | — | — |
| 72 | Accommodation & food services | 106 | 162 | 633 | 18 | 10 | 4 | 2 | 2 | — | — | — | — | — |
| 81 | Other services (except public administration) | 53 | 140 | 691 | 22 | 19 | 3 | — | — | — | — | — | — | — |
| 99 | Unclassified establishments | (A) | (D) | (D) | 2 | 2 | — | — | — | — | — | — | — | — |
| GREENE | | | | | | | | | | | | | | |
| | Total | 2 588 | 12 308 | 53 811 | 295 | 185 | 54 | 37 | 12 | 3 | 2 | 2 | — | — |
| 11 | Forestry, fishing, hunting, and agriculture support | 5 | 22 | 119 | 4 | 4 | — | — | — | — | — | — | — | — |
| 21 | Mining | (A) | (D) | (D) | 2 | 1 | 1 | — | — | — | — | — | — | — |
| 22 | Utilities | (B) | (D) | (D) | 2 | — | — | 1 | 1 | — | — | — | — | — |
| 23 | Construction | 121 | 554 | 3 284 | 40 | 33 | 4 | 3 | — | — | — | — | — | — |
| 31-33 | Manufacturing | 480 | 3 343 | 14 322 | 13 | 3 | 2 | 4 | 1 | 1 | 2 | — | — | — |
| 335 | Electrical equip, appliance & component mfg | (C) | (D) | (D) | 1 | — | — | — | — | — | 1 | — | — | — |
| 3352 | Household appliance mfg | (C) | (D) | (D) | 1 | — | — | — | — | — | 1 | — | — | — |
| 33522 | Major appliance mfg | (C) | (D) | (D) | 1 | — | — | — | — | — | 1 | — | — | — |
| 339 | Miscellaneous mfg | (C) | (D) | (D) | 3 | 1 | 1 | — | — | — | 1 | — | — | — |
| 3399 | Other miscellaneous mfg | (C) | (D) | (D) | 3 | 1 | 1 | — | — | — | 1 | — | — | — |
| 33992 | Sporting & athletic goods mfg | (C) | (D) | (D) | 1 | — | — | — | — | — | 1 | — | — | — |
| 42 | Wholesale trade | 186 | 1 238 | 5 498 | 17 | 8 | 3 | 4 | 1 | 1 | — | — | — | — |
| 422 | Wholesale trade, nondurable goods | (C) | (D) | (D) | 10 | 2 | 3 | 4 | 1 | — | — | — | — | — |
| 44-45 | Retail trade | 349 | 1 184 | 5 401 | 48 | 23 | 13 | 8 | 4 | — | — | — | — | — |
| 48-49 | Transportation & warehousing | 41 | 163 | 539 | 14 | 11 | 3 | — | — | — | — | — | — | — |
| 51 | Information | 34 | 199 | 886 | 6 | 4 | — | 2 | — | — | — | — | — | — |
| 52 | Finance & insurance | 138 | 943 | 3 731 | 24 | 14 | 6 | 3 | 1 | — | — | — | — | — |
| 53 | Real estate & rental & leasing | 13 | 42 | 201 | 6 | 5 | 1 | — | — | — | — | — | — | — |
| 54 | Professional, scientific & technical services | 59 | 349 | 1 716 | 17 | 13 | 2 | 2 | — | — | — | — | — | — |
| 55 | Management of companies & enterprises | (A) | (D) | (D) | 2 | — | 2 | — | — | — | — | — | — | — |

See footnotes at end of table.

Table 6. Counties—Employees, Payroll, and Establishments by Industry: 2001—Con.

[Excludes most government employees, railroad employees, and self-employed persons. Size class 1 to 4 includes establishments with payroll, but no employees, during mid-March pay period. (D) denotes figures withheld to avoid disclosing data for individual companies; the data are included in broader industry totals. Detailed industries with 100 or more employees are shown if industry was not a (D). For explanation of terms, abbreviations, and data reliability/comparability, see introductory text]

| NAICS code | Industry | Number of employees for week including March 12 | Payroll (\$1,000) | | Total number of establishments | Number of establishments by employment-size class | | | | | | | | |
|--------------------|---|---|-------------------|---------------|--------------------------------|---|-----------|-----------|-----------|----------|------------|------------|------------|---------------|
| | | | First quarter | Annual | | 1 to 4 | 5 to 9 | 10 to 19 | 20 to 49 | 50 to 99 | 100 to 249 | 250 to 499 | 500 to 999 | 1,000 or more |
| GREENE—Con. | | | | | | | | | | | | | | |
| 56 | Admin, support, waste mgt, remediation services | (A) | (D) | (D) | 7 | 7 | — | — | — | — | — | — | — | — |
| 62 | Health care and social assistance | 759 | 2 829 | 12 016 | 21 | 12 | 2 | 2 | 2 | 1 | — | 2 | — | — |
| 621 | Ambulatory health care services | 123 | 549 | 2 452 | 13 | 8 | 1 | 2 | 2 | — | — | — | — | — |
| 622 | Hospitals | (E) | (D) | (D) | 1 | — | — | — | — | — | — | — | 1 | — |
| 6221 | General medical & surgical hospitals | (E) | (D) | (D) | 1 | — | — | — | — | — | — | — | 1 | — |
| 62211 | General medical & surgical hospitals | (E) | (D) | (D) | 1 | — | — | — | — | — | — | — | 1 | — |
| 624 | Social assistance | (E) | (D) | (D) | 6 | 4 | 1 | — | — | — | — | — | 1 | — |
| 6243 | Vocational rehabilitation services | (E) | (D) | (D) | 1 | — | — | — | — | — | — | — | 1 | — |
| 62431 | Vocational rehabilitation services | (E) | (D) | (D) | 1 | — | — | — | — | — | — | — | 1 | — |
| 71 | Arts, entertainment & recreation | (A) | (D) | (D) | 3 | 3 | — | — | — | — | — | — | — | — |
| 72 | Accommodation & food services | 157 | 276 | 1 231 | 17 | 7 | 3 | 5 | 2 | — | — | — | — | — |
| 722 | Food services & drinking places | 157 | 276 | 1 231 | 17 | 7 | 3 | 5 | 2 | — | — | — | — | — |
| 7222 | Limited-service eating places | 117 | 206 | 877 | 8 | 1 | 1 | 4 | 2 | — | — | — | — | — |
| 72221 | Limited-service eating places | 117 | 206 | 877 | 8 | 1 | 1 | 4 | 2 | — | — | — | — | — |
| 81 | Other services (except public administration) | 162 | 457 | 1 906 | 49 | 35 | 12 | 2 | — | — | — | — | — | — |
| 813 | Religious, grantmaking, civic, prof & like organizations | 101 | 212 | 886 | 26 | 17 | 8 | 1 | — | — | — | — | — | — |
| 95 | Auxiliaries (exc corporate, subsidiary & regional mgt) | (A) | (D) | (D) | 1 | — | — | 1 | — | — | — | — | — | — |
| 99 | Unclassified establishments | (A) | (D) | (D) | 2 | 2 | — | — | — | — | — | — | — | — |
| GRUNDY | | | | | | | | | | | | | | |
| | Total | 2 816 | 16 918 | 77 251 | 317 | 199 | 44 | 45 | 19 | 5 | 5 | — | — | — |
| 11 | Forestry, fishing, hunting, and agriculture support | (B) | (D) | (D) | 3 | 1 | 1 | — | 1 | — | — | — | — | — |
| 22 | Utilities | (A) | (D) | (D) | 3 | 2 | — | 1 | — | — | — | — | — | — |
| 23 | Construction | 216 | 1 559 | 14 259 | 31 | 28 | — | 2 | — | — | 1 | — | — | — |
| 234 | Heavy construction | (C) | (D) | (D) | 2 | 1 | — | — | — | — | 1 | — | — | — |
| 2341 | Highway, street, bridge & tunnel construction | (C) | (D) | (D) | 1 | — | — | — | — | — | 1 | — | — | — |
| 23411 | Highway & street construction | (C) | (D) | (D) | 1 | — | — | — | — | — | 1 | — | — | — |
| 31-33 | Manufacturing | 564 | 3 960 | 14 819 | 15 | 6 | — | 1 | 4 | 2 | 2 | — | — | — |
| 321 | Wood product mfg | (C) | (D) | (D) | 1 | — | — | — | — | — | 1 | — | — | — |
| 3212 | Veneer, plywood & engineered wood product mfg | (C) | (D) | (D) | 1 | — | — | — | — | — | 1 | — | — | — |
| 32121 | Veneer, plywood & engineered wood product mfg | (C) | (D) | (D) | 1 | — | — | — | — | — | 1 | — | — | — |
| 325 | Chemical mfg | (C) | (D) | (D) | 1 | — | — | — | — | — | 1 | — | — | — |
| 3259 | Other chemical product & preparation mfg | (C) | (D) | (D) | 1 | — | — | — | — | — | 1 | — | — | — |
| 32599 | All other chemical product & preparation mfg | (C) | (D) | (D) | 1 | — | — | — | — | — | 1 | — | — | — |
| 333 | Machinery mfg | 114 | 789 | 3 317 | 3 | — | — | — | 2 | 1 | — | — | — | — |
| 42 | Wholesale trade | 253 | 2 181 | 10 019 | 22 | 7 | 4 | 7 | 4 | — | — | — | — | — |
| 422 | Wholesale trade, nondurable goods | 185 | 1 539 | 6 907 | 18 | 6 | 3 | 7 | 2 | — | — | — | — | — |
| 4225 | Farm product raw material whsle | 123 | 1 057 | 4 933 | 9 | 2 | 1 | 4 | 2 | — | — | — | — | — |
| 42251 | Grain & field bean whsle | 123 | 1 057 | 4 933 | 9 | 2 | 1 | 4 | 2 | — | — | — | — | — |
| 422510 | Grain & field bean whsle | 123 | 1 057 | 4 933 | 9 | 2 | 1 | 4 | 2 | — | — | — | — | — |
| 44-45 | Retail trade | 426 | 1 364 | 6 050 | 47 | 23 | 6 | 14 | 4 | — | — | — | — | — |
| 445 | Food & beverage stores | (C) | (D) | (D) | 7 | 2 | 1 | 1 | 3 | — | — | — | — | — |
| 4451 | Grocery stores | 128 | 214 | 904 | 4 | — | 1 | — | 3 | — | — | — | — | — |
| 44511 | Grocery (except convenience) stores | 128 | 214 | 904 | 4 | — | 1 | — | 3 | — | — | — | — | — |
| 445110 | Grocery (except convenience) stores | 128 | 214 | 904 | 4 | — | 1 | — | 3 | — | — | — | — | — |
| 48-49 | Transportation & warehousing | 120 | 1 023 | 4 199 | 27 | 21 | 4 | 1 | — | 1 | — | — | — | — |
| 484 | Truck transportation | (C) | (D) | (D) | 25 | 20 | 3 | 1 | — | 1 | — | — | — | — |
| 4842 | Specialized freight trucking | 105 | 859 | 3 597 | 16 | 11 | 3 | 1 | — | 1 | — | — | — | — |
| 51 | Information | 33 | 108 | 478 | 7 | 5 | 1 | 1 | — | — | — | — | — | — |
| 52 | Finance & insurance | 170 | 1 650 | 5 688 | 21 | 13 | 2 | 4 | 1 | 1 | — | — | — | — |
| 522 | Credit intermediation & related activities | (C) | (D) | (D) | 9 | 2 | 1 | 4 | 1 | 1 | — | — | — | — |
| 5221 | Depository credit intermediation | 143 | 1 537 | 5 232 | 8 | 1 | 1 | 4 | 1 | 1 | — | — | — | — |
| 52211 | Commercial banking | 143 | 1 537 | 5 232 | 8 | 1 | 1 | 4 | 1 | 1 | — | — | — | — |
| 522110 | Commercial banking | 143 | 1 537 | 5 232 | 8 | 1 | 1 | 4 | 1 | 1 | — | — | — | — |
| 53 | Real estate & rental & leasing | (B) | (D) | (D) | 7 | 5 | 1 | — | 1 | — | — | — | — | — |
| 54 | Professional, scientific & technical services | (B) | (D) | (D) | 16 | 11 | 4 | 1 | — | — | — | — | — | — |
| 55 | Management of companies & enterprises | (A) | (D) | (D) | 1 | — | 1 | — | — | — | — | — | — | — |
| 56 | Admin, support, waste mgt, remediation services | 64 | 377 | 1 605 | 9 | 4 | 4 | — | 1 | — | — | — | — | — |
| 61 | Educational services | (C) | (D) | (D) | 3 | 1 | — | 1 | — | — | 1 | — | — | — |
| 611 | Educational services | (C) | (D) | (D) | 3 | 1 | — | 1 | — | — | 1 | — | — | — |
| 6111 | Elementary & secondary schools | (C) | (D) | (D) | 3 | 1 | — | 1 | — | — | 1 | — | — | — |
| 61111 | Elementary & secondary schools | (C) | (D) | (D) | 3 | 1 | — | 1 | — | — | 1 | — | — | — |

See footnotes at end of table.

Table 6. Counties—Employees, Payroll, and Establishments by Industry: 2001—Con.

[Excludes most government employees, railroad employees, and self-employed persons. Size class 1 to 4 includes establishments with payroll, but no employees, during mid-March pay period. (D) denotes figures withheld to avoid disclosing data for individual companies; the data are included in broader industry totals. Detailed industries with 100 or more employees are shown if industry was not a (D). For explanation of terms, abbreviations, and data reliability/comparability, see introductory text]

| NAICS code | Industry | Number of employees for week including March 12 | Payroll (\$1,000) | | Total number of establishments | Number of establishments by employment-size class | | | | | | | | |
|--------------------|--|---|-------------------|----------------|--------------------------------|---|-----------|-----------|-----------|-----------|------------|------------|------------|---------------|
| | | | First quarter | Annual | | 1 to 4 | 5 to 9 | 10 to 19 | 20 to 49 | 50 to 99 | 100 to 249 | 250 to 499 | 500 to 999 | 1,000 or more |
| GRUNDY—Con. | | | | | | | | | | | | | | |
| 62 | Health care and social assistance | 349 | 1 420 | 5 838 | 25 | 12 | 5 | 4 | 2 | 1 | 1 | | | |
| 622 | Hospitals | (C) | (D) | (D) | 1 | — | — | — | — | — | 1 | — | — | — |
| 6221 | General medical & surgical hospitals | (C) | (D) | (D) | 1 | — | — | — | — | — | 1 | — | — | — |
| 62211 | General medical & surgical hospitals | (C) | (D) | (D) | 1 | — | — | — | — | — | 1 | — | — | — |
| 623 | Nursing & residential care facilities | 144 | 594 | 2 479 | 4 | 1 | — | — | 2 | 1 | — | — | — | — |
| 71 | Arts, entertainment & recreation | 8 | 19 | 337 | 5 | 4 | 1 | — | — | — | — | — | — | — |
| 72 | Accommodation & food services | 128 | 159 | 705 | 19 | 11 | 1 | 6 | 1 | — | — | — | — | — |
| 722 | Food services & drinking places | 128 | 159 | 705 | 19 | 11 | 1 | 6 | 1 | — | — | — | — | — |
| 7221 | Full-service restaurants | 112 | 135 | 625 | 15 | 8 | 1 | 5 | 1 | — | — | — | — | — |
| 72211 | Full-service restaurants | 112 | 135 | 625 | 15 | 8 | 1 | 5 | 1 | — | — | — | — | — |
| 722110 | Full-service restaurants | 112 | 135 | 625 | 15 | 8 | 1 | 5 | 1 | — | — | — | — | — |
| 81 | Other services (except public administration) | 151 | 467 | 1 859 | 53 | 43 | 9 | 1 | — | — | — | — | — | — |
| 99 | Unclassified establishments | (A) | (D) | (D) | 3 | 2 | — | 1 | — | — | — | — | — | — |
| GUTHRIE | | | | | | | | | | | | | | |
| | Total | 1 850 | 7 962 | 34 497 | 296 | 194 | 52 | 32 | 13 | 5 | — | — | — | — |
| 11 | Forestry, fishing, hunting, and agriculture support | (A) | (D) | (D) | 3 | 2 | 1 | — | — | — | — | — | — | — |
| 21 | Mining | (B) | (D) | (D) | 1 | — | — | — | 1 | — | — | — | — | — |
| 22 | Utilities | (B) | (D) | (D) | 2 | 1 | — | 1 | — | — | — | — | — | — |
| 23 | Construction | 96 | 529 | 2 831 | 32 | 27 | 4 | 1 | — | — | — | — | — | — |
| 31-33 | Manufacturing | 184 | 1 284 | 5 048 | 9 | 4 | 1 | 1 | 1 | 2 | — | — | — | — |
| 42 | Wholesale trade | 109 | 501 | 2 203 | 18 | 9 | 6 | 2 | 1 | — | — | — | — | — |
| 44-45 | Retail trade | 342 | 1 240 | 5 449 | 48 | 20 | 13 | 13 | 2 | — | — | — | — | — |
| 48-49 | Transportation & warehousing | 30 | 126 | 676 | 13 | 10 | 3 | — | — | — | — | — | — | — |
| 51 | Information | 52 | 293 | 1 232 | 9 | 5 | 1 | 3 | — | — | — | — | — | — |
| 52 | Finance & insurance | 135 | 758 | 3 651 | 29 | 21 | 4 | 3 | 1 | — | — | — | — | — |
| 53 | Real estate & rental & leasing | 15 | 70 | 446 | 12 | 12 | — | — | — | — | — | — | — | — |
| 54 | Professional, scientific & technical services | 53 | 201 | 913 | 17 | 12 | 5 | — | — | — | — | — | — | — |
| 56 | Admin, support, waste mgt, remediation services | 10 | 44 | 203 | 7 | 7 | — | — | — | — | — | — | — | — |
| 62 | Health care and social assistance | 381 | 1 687 | 6 572 | 26 | 15 | 4 | 2 | 2 | 3 | — | — | — | — |
| 623 | Nursing & residential care facilities | 223 | 955 | 3 577 | 5 | 1 | — | — | 2 | 2 | — | — | — | — |
| 6231 | Nursing care facilities | (C) | (D) | (D) | 3 | — | — | — | 1 | 2 | — | — | — | — |
| 62311 | Nursing care facilities | (C) | (D) | (D) | 3 | — | — | — | 1 | 2 | — | — | — | — |
| 71 | Arts, entertainment & recreation | 18 | 33 | 160 | 8 | 7 | — | 1 | — | — | — | — | — | — |
| 72 | Accommodation & food services | 272 | 461 | 2 078 | 29 | 13 | 7 | 4 | 5 | — | — | — | — | — |
| 722 | Food services & drinking places | 233 | 374 | 1 648 | 22 | 8 | 6 | 4 | 4 | — | — | — | — | — |
| 7222 | Limited-service eating places | 100 | 153 | 643 | 9 | 2 | 4 | 2 | 1 | — | — | — | — | — |
| 72221 | Limited-service eating places | 100 | 153 | 643 | 9 | 2 | 4 | 2 | 1 | — | — | — | — | — |
| 81 | Other services (except public administration) | 96 | 339 | 1 637 | 32 | 28 | 3 | 1 | — | — | — | — | — | — |
| 99 | Unclassified establishments | (A) | (D) | (D) | 1 | 1 | — | — | — | — | — | — | — | — |
| HAMILTON | | | | | | | | | | | | | | |
| | Total | 6 173 | 37 315 | 163 367 | 437 | 259 | 89 | 45 | 24 | 14 | 4 | 1 | — | 1 |
| 11 | Forestry, fishing, hunting, and agriculture support | (A) | (D) | (D) | 1 | 1 | — | — | — | — | — | — | — | — |
| 21 | Mining | (B) | (D) | (D) | 2 | 1 | — | — | 1 | — | — | — | — | — |
| 22 | Utilities | (A) | (D) | (D) | 1 | — | — | 1 | — | — | — | — | — | — |
| 23 | Construction | 170 | 1 001 | 6 289 | 43 | 33 | 7 | 1 | 2 | — | — | — | — | — |
| 31-33 | Manufacturing | 2 758 | 18 190 | 80 747 | 30 | 8 | 7 | 4 | 3 | 4 | 3 | — | — | 1 |
| 311 | Food mfg | 205 | 1 136 | 4 873 | 5 | 1 | 1 | 1 | — | 1 | 1 | — | — | — |
| 3116 | Animal slaughtering & processing | (C) | (D) | (D) | 3 | — | — | 1 | — | 1 | 1 | — | — | — |
| 31161 | Animal slaughtering & processing | (C) | (D) | (D) | 3 | — | — | 1 | — | 1 | 1 | — | — | — |
| 321 | Wood product mfg | (C) | (D) | (D) | 2 | 1 | — | — | — | — | 1 | — | — | — |
| 3219 | Other wood product mfg | (C) | (D) | (D) | 2 | 1 | — | — | — | — | 1 | — | — | — |
| 32192 | Wood container & pallet mfg | (C) | (D) | (D) | 2 | 1 | — | — | — | — | 1 | — | — | — |
| 331 | Primary metal mfg | (C) | (D) | (D) | 2 | — | — | — | — | 2 | — | — | — | — |
| 3315 | Foundries | (C) | (D) | (D) | 2 | — | — | — | — | 2 | — | — | — | — |
| 335 | Electrical equip, appliance & component mfg | (G) | (D) | (D) | 3 | — | — | — | 1 | — | 1 | — | — | 1 |
| 3352 | Household appliance mfg | (G) | (D) | (D) | 3 | — | — | — | 1 | — | 1 | — | — | 1 |
| 33521 | Small electrical appliance mfg | (C) | (D) | (D) | 2 | — | — | — | 1 | — | 1 | — | — | — |
| 33522 | Major appliance mfg | (G) | (D) | (D) | 1 | — | — | — | — | — | — | — | — | 1 |

See footnotes at end of table.

Table 6. Counties—Employees, Payroll, and Establishments by Industry: 2001—Con.

[Excludes most government employees, railroad employees, and self-employed persons. Size class 1 to 4 includes establishments with payroll, but no employees, during mid-March pay period. (D) denotes figures withheld to avoid disclosing data for individual companies; the data are included in broader industry totals. Detailed industries with 100 or more employees are shown if industry was not a (D). For explanation of terms, abbreviations, and data reliability/comparability, see introductory text]

| NAICS code | Industry | Number of employees for week including March 12 | Payroll (\$1,000) | | Total number of establishments | Number of establishments by employment-size class | | | | | | | | | |
|----------------------|---|---|-------------------|---------------|--------------------------------|---|-----------|-----------|-----------|----------|------------|------------|------------|---------------|--|
| | | | First quarter | Annual | | 1 to 4 | 5 to 9 | 10 to 19 | 20 to 49 | 50 to 99 | 100 to 249 | 250 to 499 | 500 to 999 | 1,000 or more | |
| HAMILTON—Con. | | | | | | | | | | | | | | | |
| 42 | Wholesale trade | 758 | 5 719 | 24 423 | 33 | 9 | 9 | 10 | 4 | — | — | 1 | — | — | |
| 422 | Wholesale trade, nondurable goods | 697 | 5 395 | 22 832 | 26 | 6 | 7 | 9 | 3 | — | — | 1 | — | — | |
| 4225 | Farm product raw material whse | 149 | 982 | 4 157 | 17 | 4 | 6 | 5 | 2 | — | — | — | — | — | |
| 42251 | Grain & field bean whse | (C) | (D) | (D) | 15 | 3 | 6 | 5 | 1 | — | — | — | — | — | |
| 4229 | Miscellaneous nondurable goods whse | (E) | (D) | (D) | 4 | — | 1 | 2 | — | — | — | 1 | — | — | |
| 42291 | Farm supplies whse | (E) | (D) | (D) | 3 | — | 1 | 1 | — | — | — | 1 | — | — | |
| 44-45 | Retail trade | 702 | 2 600 | 11 391 | 74 | 33 | 22 | 14 | 1 | 4 | — | — | — | — | |
| 445 | Food & beverage stores | 191 | 578 | 2 783 | 10 | 5 | 1 | 2 | — | 2 | — | — | — | — | |
| 4451 | Grocery stores | (C) | (D) | (D) | 8 | 3 | 1 | 2 | — | 2 | — | — | — | — | |
| 44511 | Grocery (except convenience) stores | (C) | (D) | (D) | 7 | 2 | 1 | 2 | — | 2 | — | — | — | — | |
| 447 | Gasoline stations | 163 | 518 | 2 010 | 13 | 3 | 6 | 2 | 1 | 1 | — | — | — | — | |
| 4471 | Gasoline stations | 163 | 518 | 2 010 | 13 | 3 | 6 | 2 | 1 | 1 | — | — | — | — | |
| 44711 | Gasoline stations with convenience stores ... | (C) | (D) | (D) | 11 | 3 | 5 | 2 | — | 1 | — | — | — | — | |
| 48-49 | Transportation & warehousing | 106 | 572 | 2 569 | 21 | 14 | 5 | 1 | — | 1 | — | — | — | — | |
| 51 | Information | 92 | 589 | 2 212 | 8 | 5 | 2 | — | — | 1 | — | — | — | — | |
| 52 | Finance & insurance | 167 | 1 535 | 6 293 | 27 | 18 | 3 | 3 | 3 | — | — | — | — | — | |
| 522 | Credit intermediation & related activities | 131 | 1 076 | 4 539 | 11 | 4 | 2 | 2 | 3 | — | — | — | — | — | |
| 5221 | Depository credit intermediation | (C) | (D) | (D) | 9 | 3 | 1 | 2 | 3 | — | — | — | — | — | |
| 53 | Real estate & rental & leasing | (A) | (D) | (D) | 8 | 7 | 1 | — | — | — | — | — | — | — | |
| 54 | Professional, scientific & technical services | 100 | 439 | 2 110 | 30 | 25 | 4 | — | 1 | — | — | — | — | — | |
| 541 | Professional, scientific & technical services | 100 | 439 | 2 110 | 30 | 25 | 4 | — | 1 | — | — | — | — | — | |
| 56 | Admin, support, waste mgmt, remediation services | 98 | 702 | 3 290 | 20 | 17 | — | 2 | — | 1 | — | — | — | — | |
| 61 | Educational services | 30 | 145 | 641 | 3 | 1 | 1 | — | 1 | — | — | — | — | — | |
| 62 | Health care and social assistance | 549 | 3 282 | 13 493 | 38 | 22 | 7 | 4 | 2 | 2 | 1 | — | — | — | |
| 621 | Ambulatory health care services | 142 | 1 140 | 4 325 | 22 | 14 | 6 | — | 2 | — | — | — | — | — | |
| 6211 | Offices of physicians | 107 | 1 011 | 3 826 | 10 | 4 | 4 | — | 2 | — | — | — | — | — | |
| 62111 | Offices of physicians | 107 | 1 011 | 3 826 | 10 | 4 | 4 | — | 2 | — | — | — | — | — | |
| 621111 | Offices of physicians (exc mental health) ... | 107 | 1 011 | 3 826 | 10 | 4 | 4 | — | 2 | — | — | — | — | — | |
| 622 | Hospitals | (C) | (D) | (D) | 1 | — | — | — | — | — | 1 | — | — | — | |
| 6221 | General medical & surgical hospitals | (C) | (D) | (D) | 1 | — | — | — | — | — | 1 | — | — | — | |
| 62211 | General medical & surgical hospitals | (C) | (D) | (D) | 1 | — | — | — | — | — | 1 | — | — | — | |
| 623 | Nursing & residential care facilities | (C) | (D) | (D) | 2 | — | — | — | — | 2 | — | — | — | — | |
| 6231 | Nursing care facilities | (C) | (D) | (D) | 2 | — | — | — | — | 2 | — | — | — | — | |
| 62311 | Nursing care facilities | (C) | (D) | (D) | 2 | — | — | — | — | 2 | — | — | — | — | |
| 71 | Arts, entertainment & recreation | 31 | 58 | 424 | 7 | 4 | 2 | 1 | — | — | — | — | — | — | |
| 72 | Accommodation & food services | 302 | 517 | 2 182 | 34 | 20 | 5 | 3 | 6 | — | — | — | — | — | |
| 722 | Food services & drinking places | 263 | 459 | 1 884 | 29 | 19 | 3 | 1 | 6 | — | — | — | — | — | |
| 7221 | Full-service restaurants | 122 | 227 | 949 | 10 | 6 | 1 | — | 3 | — | — | — | — | — | |
| 72211 | Full-service restaurants | 122 | 227 | 949 | 10 | 6 | 1 | — | 3 | — | — | — | — | — | |
| 722110 | Full-service restaurants | 122 | 227 | 949 | 10 | 6 | 1 | — | 3 | — | — | — | — | — | |
| 7222 | Limited-service eating places | 115 | 169 | 700 | 8 | 4 | — | 1 | 3 | — | — | — | — | — | |
| 72221 | Limited-service eating places | 115 | 169 | 700 | 8 | 4 | — | 1 | 3 | — | — | — | — | — | |
| 81 | Other services (except public administration) | 185 | 610 | 2 559 | 51 | 36 | 14 | 1 | — | — | — | — | — | — | |
| 813 | Religious, grantmaking, civic, prof & like organizations | 110 | 278 | 1 112 | 28 | 19 | 8 | 1 | — | — | — | — | — | — | |
| 95 | Auxiliaries (exc corporate, subsidiary & regional mgt) | (B) | (D) | (D) | 1 | — | — | — | — | 1 | — | — | — | — | |
| 99 | Unclassified establishments | 2 | 4 | 30 | 5 | 5 | — | — | — | — | — | — | — | — | |
| HANCOCK | | | | | | | | | | | | | | | |
| | Total | 3 148 | 17 037 | 70 933 | 329 | 213 | 51 | 38 | 14 | 7 | 5 | 1 | — | — | |
| 11 | Forestry, fishing, hunting, and agriculture support | (A) | (D) | (D) | 2 | 2 | — | — | — | — | — | — | — | — | |
| 21 | Mining | (A) | (D) | (D) | 1 | — | 1 | — | — | — | — | — | — | — | |
| 22 | Utilities | (B) | (D) | (D) | 2 | — | — | 2 | — | — | — | — | — | — | |
| 23 | Construction | 69 | 622 | 1 690 | 31 | 27 | 2 | 2 | — | — | — | — | — | — | |

See footnotes at end of table.

Table 6. Counties—Employees, Payroll, and Establishments by Industry: 2001—Con.

[Excludes most government employees, railroad employees, and self-employed persons. Size class 1 to 4 includes establishments with payroll, but no employees, during mid-March pay period. (D) denotes figures withheld to avoid disclosing data for individual companies; the data are included in broader industry totals. Detailed industries with 100 or more employees are shown if industry was not a (D). For explanation of terms, abbreviations, and data reliability/comparability, see introductory text]

| NAICS code | Industry | Number of employees for week including March 12 | Payroll (\$1,000) | | Total number of establishments | Number of establishments by employment-size class | | | | | | | | |
|---------------------|---|---|-------------------|----------------|--------------------------------|---|------------|-----------|-----------|-----------|------------|------------|------------|---------------|
| | | | First quarter | Annual | | 1 to 4 | 5 to 9 | 10 to 19 | 20 to 49 | 50 to 99 | 100 to 249 | 250 to 499 | 500 to 999 | 1,000 or more |
| HANCOCK—Con. | | | | | | | | | | | | | | |
| 31-33 | Manufacturing | 1 190 | 8 229 | 34 117 | 29 | 12 | 4 | 5 | 1 | 2 | 4 | 1 | | |
| 311 | Food mfg | (C) | (D) | (D) | 5 | 4 | — | — | — | — | 1 | — | — | — |
| 3116 | Animal slaughtering & processing | (C) | (D) | (D) | 4 | 3 | — | — | — | — | 1 | — | — | — |
| 31161 | Animal slaughtering & processing | (C) | (D) | (D) | 4 | 3 | — | — | — | — | 1 | — | — | — |
| 333 | Machinery mfg | 447 | 3 640 | 14 637 | 6 | 2 | — | 1 | 1 | 1 | — | 1 | — | — |
| 3331 | Ag, construction & mining machinery mfg | 433 | 3 537 | 14 175 | 3 | — | — | — | 1 | 1 | — | 1 | — | — |
| 33311 | Agricultural implement mfg | (C) | (D) | (D) | 2 | — | — | — | — | 1 | — | — | — | — |
| 33312 | Construction machinery mfg | (E) | (D) | (D) | 1 | — | — | — | — | — | — | 1 | — | — |
| 334 | Computer & electronic product mfg | (C) | (D) | (D) | 1 | — | — | — | — | — | 1 | — | — | — |
| 3345 | Nav, measuring, medical, control instruments mfg | (C) | (D) | (D) | 1 | — | — | — | — | — | — | 1 | — | — |
| 33451 | Nav, measuring, medical, control instruments mfg | (C) | (D) | (D) | 1 | — | — | — | — | — | — | 1 | — | — |
| 336 | Transportation equipment mfg | 380 | 2 624 | 10 642 | 3 | — | — | — | — | 1 | 2 | — | — | — |
| 3362 | Motor vehicle body & trailer mfg | 380 | 2 624 | 10 642 | 3 | — | — | — | — | 1 | 2 | — | — | — |
| 33621 | Motor vehicle body & trailer mfg | 380 | 2 624 | 10 642 | 3 | — | — | — | — | 1 | 2 | — | — | — |
| 42 | Wholesale trade | 226 | 1 399 | 6 097 | 27 | 13 | 6 | 5 | 3 | — | — | — | — | — |
| 422 | Wholesale trade, nondurable goods | 129 | 769 | 3 558 | 12 | 4 | 3 | 3 | 2 | — | — | — | — | — |
| 44-45 | Retail trade | 475 | 1 385 | 5 906 | 59 | 30 | 13 | 11 | 4 | 1 | — | — | — | — |
| 445 | Food & beverage stores | 123 | 308 | 1 279 | 7 | 4 | — | 1 | 1 | 1 | — | — | — | — |
| 4451 | Grocery stores | (C) | (D) | (D) | 6 | 3 | — | 1 | 1 | 1 | — | — | — | — |
| 44511 | Grocery (except convenience) stores | (C) | (D) | (D) | 5 | 3 | — | — | 1 | 1 | — | — | — | — |
| 447 | Gasoline stations | 101 | 203 | 816 | 9 | 1 | 3 | 4 | 1 | — | — | — | — | — |
| 4471 | Gasoline stations | 101 | 203 | 816 | 9 | 1 | 3 | 4 | 1 | — | — | — | — | — |
| 48-49 | Transportation & warehousing | 60 | 769 | 3 970 | 18 | 15 | 1 | 2 | — | — | — | — | — | — |
| 51 | Information | 19 | 88 | 349 | 5 | 3 | 2 | — | — | — | — | — | — | — |
| 52 | Finance & insurance | 126 | 782 | 3 155 | 24 | 18 | 2 | 3 | 1 | — | — | — | — | — |
| 53 | Real estate & rental & leasing | 31 | 64 | 339 | 11 | 10 | — | 1 | — | — | — | — | — | — |
| 54 | Professional, scientific & technical services | 89 | 441 | 2 079 | 18 | 15 | 2 | — | 1 | — | — | — | — | — |
| 55 | Management of companies & enterprises | (A) | (D) | (D) | 1 | 1 | — | — | — | — | — | — | — | — |
| 56 | Admin, support, waste mgt, remediation services | (A) | (D) | (D) | 1 | 1 | — | — | — | — | — | — | — | — |
| 61 | Educational services | 14 | 33 | 142 | 3 | 1 | 2 | — | — | — | — | — | — | — |
| 62 | Health care and social assistance | 462 | 2 064 | 8 308 | 15 | 4 | 3 | 2 | 2 | 3 | 1 | — | — | — |
| 622 | Hospitals | (C) | (D) | (D) | 1 | — | — | — | — | — | 1 | — | — | — |
| 6221 | General medical & surgical hospitals | (C) | (D) | (D) | 1 | — | — | — | — | — | 1 | — | — | — |
| 62211 | General medical & surgical hospitals | (C) | (D) | (D) | 1 | — | — | — | — | — | 1 | — | — | — |
| 623 | Nursing & residential care facilities | 260 | 1 030 | 4 148 | 4 | — | — | — | 1 | 3 | — | — | — | — |
| 6231 | Nursing care facilities | (C) | (D) | (D) | 3 | — | — | — | — | 3 | — | — | — | — |
| 62311 | Nursing care facilities | (C) | (D) | (D) | 3 | — | — | — | — | 3 | — | — | — | — |
| 71 | Arts, entertainment & recreation | 13 | 11 | 179 | 7 | 6 | 1 | — | — | — | — | — | — | — |
| 72 | Accommodation & food services | 146 | 211 | 870 | 16 | 8 | 4 | 2 | 1 | 1 | — | — | — | — |
| 722 | Food services & drinking places | (C) | (D) | (D) | 14 | 7 | 4 | 1 | 1 | 1 | — | — | — | — |
| 81 | Other services (except public administration) | 179 | 465 | 1 878 | 56 | 44 | 8 | 3 | 1 | — | — | — | — | — |
| 813 | Religious, grantmaking, civic, prof & like organizations | 117 | 214 | 842 | 28 | 20 | 5 | 2 | 1 | — | — | — | — | — |
| 8131 | Religious organizations | 104 | 195 | 768 | 23 | 16 | 4 | 2 | 1 | — | — | — | — | — |
| 81311 | Religious organizations | 104 | 195 | 768 | 23 | 16 | 4 | 2 | 1 | — | — | — | — | — |
| 813110 | Religious organizations | 104 | 195 | 768 | 23 | 16 | 4 | 2 | 1 | — | — | — | — | — |
| 95 | Auxiliaries (exc corporate, subsidiary & regional mgt) | (A) | (D) | (D) | 1 | 1 | — | — | — | — | — | — | — | — |
| 99 | Unclassified establishments | (A) | (D) | (D) | 2 | 2 | — | — | — | — | — | — | — | — |
| HARDIN | | | | | | | | | | | | | | |
| | Total | 7 045 | 34 689 | 158 395 | 624 | 358 | 126 | 71 | 42 | 16 | 9 | 1 | 1 | — |
| 11 | Forestry, fishing, hunting, and agriculture support | 60 | 170 | 1 129 | 4 | 3 | — | — | — | 1 | — | — | — | — |
| 21 | Mining | 114 | 851 | 3 436 | 13 | 6 | 5 | 1 | — | 1 | — | — | — | — |
| 212 | Mining (except oil & gas) | 114 | 851 | 3 436 | 13 | 6 | 5 | 1 | — | 1 | — | — | — | — |
| 2123 | Nonmetallic mineral mining & quarrying | 114 | 851 | 3 436 | 13 | 6 | 5 | 1 | — | 1 | — | — | — | — |
| 21231 | Stone mining & quarrying | (C) | (D) | (D) | 10 | 4 | 4 | 1 | — | 1 | — | — | — | — |
| 22 | Utilities | (B) | (D) | (D) | 2 | — | 1 | 1 | — | — | — | — | — | — |
| 23 | Construction | 347 | 1 697 | 10 504 | 68 | 44 | 11 | 8 | 5 | — | — | — | — | — |
| 235 | Special trade contractors | 209 | 934 | 5 840 | 40 | 25 | 8 | 4 | 3 | — | — | — | — | — |

See footnotes at end of table.

Table 6. Counties—Employees, Payroll, and Establishments by Industry: 2001—Con.

[Excludes most government employees, railroad employees, and self-employed persons. Size class 1 to 4 includes establishments with payroll, but no employees, during mid-March pay period. (D) denotes figures withheld to avoid disclosing data for individual companies; the data are included in broader industry totals. Detailed industries with 100 or more employees are shown if industry was not a (D). For explanation of terms, abbreviations, and data reliability/comparability, see introductory text]

| NAICS code | Industry | Number of employees for week including March 12 | Payroll (\$1,000) | | Total number of establishments | Number of establishments by employment-size class | | | | | | | | |
|--------------------|--|---|-------------------|---------------|--------------------------------|---|-----------|-----------|----------|----------|------------|------------|------------|---------------|
| | | | First quarter | Annual | | 1 to 4 | 5 to 9 | 10 to 19 | 20 to 49 | 50 to 99 | 100 to 249 | 250 to 499 | 500 to 999 | 1,000 or more |
| HARDIN—Con. | | | | | | | | | | | | | | |
| 31-33 | Manufacturing | 1 516 | 8 300 | 36 036 | 41 | 12 | 7 | 7 | 7 | 6 | 1 | — | 1 | — |
| 311 | Food mfg | 619 | 2 225 | 10 231 | 3 | — | — | — | 1 | 1 | — | — | 1 | — |
| 3116 | Animal slaughtering & processing | (F) | (D) | (D) | 1 | — | — | — | — | — | — | — | — | 1 |
| 31161 | Animal slaughtering & processing | (F) | (D) | (D) | 1 | — | — | — | — | — | — | — | — | 1 |
| 326 | Plastics & rubber products mfg | 101 | 570 | 2 512 | 4 | 1 | 1 | — | 1 | 1 | — | — | — | — |
| 3261 | Plastics product mfg | 101 | 570 | 2 512 | 4 | 1 | 1 | — | 1 | 1 | — | — | — | — |
| 32619 | Other plastics product mfg | 101 | 570 | 2 512 | 4 | 1 | 1 | — | 1 | 1 | — | — | — | — |
| 326199 | All other plastics product mfg | 101 | 570 | 2 512 | 4 | 1 | 1 | — | 1 | 1 | — | — | — | — |
| 327 | Nonmetallic mineral product mfg | 120 | 929 | 5 068 | 8 | 5 | 1 | 1 | — | 1 | — | — | — | — |
| 3273 | Cement & concrete product mfg | (C) | (D) | (D) | 7 | 4 | 1 | 1 | — | 1 | — | — | — | — |
| 32739 | Other concrete product mfg | (C) | (D) | (D) | 3 | 1 | — | 1 | — | 1 | — | — | — | — |
| 332 | Fabricated metal product mfg | (C) | (D) | (D) | 5 | 1 | 2 | 1 | — | — | 1 | — | — | — |
| 3329 | Other fabricated metal product mfg | (C) | (D) | (D) | 1 | — | — | — | — | — | 1 | — | — | — |
| 33291 | Metal valve mfg | (C) | (D) | (D) | 1 | — | — | — | — | — | 1 | — | — | — |
| 333 | Machinery mfg | 177 | 1 292 | 5 133 | 5 | 1 | — | — | 2 | 2 | — | — | — | — |
| 42 | Wholesale trade | 1 177 | 7 643 | 37 601 | 53 | 17 | 17 | 8 | 7 | 1 | 2 | 1 | — | — |
| 421 | Wholesale trade, durable goods | 217 | 1 607 | 7 473 | 25 | 8 | 9 | 6 | 2 | — | — | — | — | — |
| 4218 | Machinery, equipment & supplies whsle | 163 | 1 304 | 6 043 | 13 | 2 | 4 | 5 | 2 | — | — | — | — | — |
| 422 | Wholesale trade, nondurable goods | 960 | 6 036 | 30 128 | 28 | 9 | 8 | 2 | 5 | 1 | 2 | 1 | — | — |
| 4225 | Farm product raw material whsle | (C) | (D) | (D) | 15 | 5 | 4 | 2 | 4 | — | — | — | — | — |
| 42251 | Grain & field bean whsle | (C) | (D) | (D) | 13 | 3 | 4 | 2 | 4 | — | — | — | — | — |
| 4229 | Miscellaneous nondurable goods whsle | 694 | 3 898 | 20 269 | 9 | 2 | 3 | — | 1 | — | 2 | 1 | — | — |
| 42291 | Farm supplies whsle | (E) | (D) | (D) | 5 | — | 3 | — | 1 | — | — | 1 | — | — |
| 42292 | Book, periodical & newspaper whsle | (E) | (D) | (D) | 2 | — | — | — | — | — | 2 | — | — | — |
| 44-45 | Retail trade | 922 | 3 190 | 13 744 | 102 | 54 | 28 | 12 | 5 | 1 | 2 | — | — | — |
| 441 | Motor vehicle & parts dealers | 106 | 680 | 3 049 | 18 | 10 | 6 | 1 | 1 | — | — | — | — | — |
| 445 | Food & beverage stores | 276 | 837 | 3 486 | 9 | 3 | — | 2 | 2 | 1 | 1 | — | — | — |
| 4451 | Grocery stores | (E) | (D) | (D) | 6 | 1 | — | 1 | 2 | 1 | 1 | — | — | — |
| 44511 | Grocery (except convenience) stores | (C) | (D) | (D) | 5 | 1 | — | — | 2 | 1 | 1 | — | — | — |
| 447 | Gasoline stations | 112 | 320 | 1 319 | 11 | 1 | 5 | 4 | 1 | — | — | — | — | — |
| 4471 | Gasoline stations | 112 | 320 | 1 319 | 11 | 1 | 5 | 4 | 1 | — | — | — | — | — |
| 44711 | Gasoline stations with convenience stores | 112 | 320 | 1 319 | 11 | 1 | 5 | 4 | 1 | — | — | — | — | — |
| 447110 | Gasoline stations with convenience stores | 112 | 320 | 1 319 | 11 | 1 | 5 | 4 | 1 | — | — | — | — | — |
| 452 | General merchandise stores | 165 | 508 | 2 283 | 5 | 1 | 1 | 2 | — | — | 1 | — | — | — |
| 4521 | Department stores | (C) | (D) | (D) | 1 | — | — | — | — | — | 1 | — | — | — |
| 45211 | Department stores | (C) | (D) | (D) | 1 | — | — | — | — | — | 1 | — | — | — |
| 48-49 | Transportation & warehousing | 64 | 336 | 1 525 | 25 | 20 | 3 | 2 | — | — | — | — | — | — |
| 51 | Information | 239 | 1 528 | 5 914 | 11 | 6 | 1 | 1 | 1 | 2 | — | — | — | — |
| 511 | Publishing industries | 184 | 1 170 | 4 464 | 3 | — | — | 1 | — | 2 | — | — | — | — |
| 5111 | Newspaper, periodical, book, database publishers | 184 | 1 170 | 4 464 | 3 | — | — | 1 | — | 2 | — | — | — | — |
| 52 | Finance & insurance | 244 | 1 750 | 7 271 | 47 | 34 | 6 | 4 | 3 | — | — | — | — | — |
| 522 | Credit intermediation & related activities | 183 | 1 338 | 5 517 | 17 | 6 | 5 | 3 | 3 | — | — | — | — | — |
| 5221 | Depository credit intermediation | (C) | (D) | (D) | 15 | 6 | 3 | 3 | 3 | — | — | — | — | — |
| 52211 | Commercial banking | 169 | 1 221 | 5 215 | 12 | 3 | 3 | 3 | 3 | — | — | — | — | — |
| 522110 | Commercial banking | 169 | 1 221 | 5 215 | 12 | 3 | 3 | 3 | 3 | — | — | — | — | — |
| 53 | Real estate & rental & leasing | 47 | 155 | 619 | 17 | 14 | 3 | — | — | — | — | — | — | — |
| 54 | Professional, scientific & technical services | 129 | 536 | 2 202 | 34 | 25 | 7 | 2 | — | — | — | — | — | — |
| 541 | Professional, scientific & technical services | 129 | 536 | 2 202 | 34 | 25 | 7 | 2 | — | — | — | — | — | — |
| 55 | Management of companies & enterprises | 26 | 375 | 1 193 | 3 | 1 | 1 | 1 | — | — | — | — | — | — |
| 56 | Admin, support, waste mgt, remediation services | 88 | 333 | 1 407 | 21 | 15 | 5 | — | 1 | — | — | — | — | — |
| 61 | Educational services | 129 | 582 | 3 836 | 3 | 1 | — | 1 | — | — | 1 | — | — | — |
| 611 | Educational services | 129 | 582 | 3 836 | 3 | 1 | — | 1 | — | — | 1 | — | — | — |
| 6111 | Elementary & secondary schools | (C) | (D) | (D) | 2 | 1 | — | — | — | — | 1 | — | — | — |
| 61111 | Elementary & secondary schools | (C) | (D) | (D) | 2 | 1 | — | — | — | — | 1 | — | — | — |
| 62 | Health care and social assistance | 1 170 | 5 156 | 21 920 | 43 | 13 | 11 | 6 | 6 | 4 | 3 | — | — | — |
| 621 | Ambulatory health care services | 178 | 792 | 3 443 | 18 | 8 | 4 | 3 | 3 | — | — | — | — | — |
| 622 | Hospitals | (C) | (D) | (D) | 1 | — | — | — | — | — | 1 | — | — | — |
| 6221 | General medical & surgical hospitals | (C) | (D) | (D) | 1 | — | — | — | — | — | 1 | — | — | — |
| 62211 | General medical & surgical hospitals | (C) | (D) | (D) | 1 | — | — | — | — | — | 1 | — | — | — |
| 623 | Nursing & residential care facilities | 654 | 2 722 | 11 464 | 10 | 1 | 2 | — | 1 | 4 | 2 | — | — | — |
| 6231 | Nursing care facilities | 347 | 1 407 | 5 744 | 5 | — | — | — | 1 | 4 | — | — | — | — |
| 62311 | Nursing care facilities | 347 | 1 407 | 5 744 | 5 | — | — | — | 1 | 4 | — | — | — | — |
| 623110 | Nursing care facilities | 347 | 1 407 | 5 744 | 5 | — | — | — | 1 | 4 | — | — | — | — |
| 6233 | Community care facilities for the elderly | (C) | (D) | (D) | 1 | — | — | — | — | — | 1 | — | — | — |
| 62331 | Community care facilities for the elderly | (C) | (D) | (D) | 1 | — | — | — | — | — | 1 | — | — | — |
| 6239 | Other residential care facilities | (C) | (D) | (D) | 1 | — | — | — | — | — | 1 | — | — | — |
| 62399 | Other residential care facilities | (C) | (D) | (D) | 1 | — | — | — | — | — | 1 | — | — | — |
| 624 | Social assistance | (C) | (D) | (D) | 14 | 4 | 5 | 3 | 2 | — | — | — | — | — |
| 71 | Arts, entertainment & recreation | 44 | 103 | 1 277 | 15 | 11 | 4 | — | — | — | — | — | — | — |

See footnotes at end of table.

Table 6. Counties—Employees, Payroll, and Establishments by Industry: 2001—Con.

[Excludes most government employees, railroad employees, and self-employed persons. Size class 1 to 4 includes establishments with payroll, but no employees, during mid-March pay period. (D) denotes figures withheld to avoid disclosing data for individual companies; the data are included in broader industry totals. Detailed industries with 100 or more employees are shown if industry was not a (D). For explanation of terms, abbreviations, and data reliability/comparability, see introductory text]

| NAICS code | Industry | Number of employees for week including March 12 | Payroll (\$1,000) | | Total number of establishments | Number of establishments by employment-size class | | | | | | | | |
|--------------------|---|---|-------------------|---------------|--------------------------------|---|-----------|-----------|-----------|----------|------------|------------|------------|---------------|
| | | | First quarter | Annual | | 1 to 4 | 5 to 9 | 10 to 19 | 20 to 49 | 50 to 99 | 100 to 249 | 250 to 499 | 500 to 999 | 1,000 or more |
| HARDIN—Con. | | | | | | | | | | | | | | |
| 72 | Accommodation & food services | 406 | 632 | 2 961 | 42 | 20 | 5 | 11 | 6 | — | — | — | — | — |
| 722 | Food services & drinking places | 377 | 584 | 2 755 | 36 | 16 | 4 | 10 | 6 | — | — | — | — | — |
| 7221 | Full-service restaurants | 166 | 253 | 1 232 | 17 | 8 | 2 | 5 | 2 | — | — | — | — | — |
| 72211 | Full-service restaurants | 166 | 253 | 1 232 | 17 | 8 | 2 | 5 | 2 | — | — | — | — | — |
| 722110 | Full-service restaurants | 166 | 253 | 1 232 | 17 | 8 | 2 | 5 | 2 | — | — | — | — | — |
| 7222 | Limited-service eating places | 178 | 278 | 1 288 | 9 | — | 1 | 4 | 4 | — | — | — | — | — |
| 72221 | Limited-service eating places | 178 | 278 | 1 288 | 9 | — | 1 | 4 | 4 | — | — | — | — | — |
| 722211 | Limited-service restaurants | 178 | 278 | 1 288 | 9 | — | 1 | 4 | 4 | — | — | — | — | — |
| 81 | Other services (except public administration) | 271 | 789 | 3 702 | 76 | 60 | 10 | 5 | 1 | — | — | — | — | — |
| 813 | Religious, grantmaking, civic, prof & like organizations | 154 | 344 | 1 465 | 41 | 32 | 7 | 1 | 1 | — | — | — | — | — |
| 8131 | Religious organizations | 122 | 258 | 1 114 | 30 | 22 | 6 | 1 | 1 | — | — | — | — | — |
| 81311 | Religious organizations | 122 | 258 | 1 114 | 30 | 22 | 6 | 1 | 1 | — | — | — | — | — |
| 813110 | Religious organizations | 122 | 258 | 1 114 | 30 | 22 | 6 | 1 | 1 | — | — | — | — | — |
| 95 | Auxiliaries (exc corporate, subsidiary & regional mgt) | (A) | (D) | (D) | 2 | 1 | — | 1 | — | — | — | — | — | — |
| 99 | Unclassified establishments | (A) | (D) | (D) | 2 | 1 | 1 | — | — | — | — | — | — | — |
| HARRISON | | | | | | | | | | | | | | |
| | Total | 3 199 | 14 906 | 60 613 | 349 | 216 | 71 | 29 | 18 | 9 | 6 | — | — | — |
| 11 | Forestry, fishing, hunting, and agriculture support | (A) | (D) | (D) | 1 | 1 | — | — | — | — | — | — | — | — |
| 21 | Mining | 34 | 201 | 993 | 3 | 1 | 1 | — | 1 | — | — | — | — | — |
| 22 | Utilities | (B) | (D) | (D) | 2 | 1 | — | — | 1 | — | — | — | — | — |
| 23 | Construction | 102 | 417 | 2 414 | 35 | 26 | 9 | — | — | — | — | — | — | — |
| 31-33 | Manufacturing | 283 | 1 641 | 6 274 | 14 | 5 | 3 | 2 | 1 | 3 | — | — | — | — |
| 42 | Wholesale trade | 247 | 2 305 | 8 924 | 22 | 5 | 10 | 3 | 4 | — | — | — | — | — |
| 422 | Wholesale trade, nondurable goods | 155 | 764 | 4 032 | 15 | 4 | 7 | 2 | 2 | — | — | — | — | — |
| 4225 | Farm product raw material whsle | 107 | 554 | 3 057 | 9 | 2 | 4 | 2 | 1 | — | — | — | — | — |
| 44-45 | Retail trade | 688 | 3 489 | 14 180 | 60 | 27 | 17 | 11 | 2 | 1 | 2 | — | — | — |
| 441 | Motor vehicle & parts dealers | 160 | 1 210 | 4 775 | 5 | 1 | 2 | — | 1 | — | 1 | — | — | — |
| 4411 | Automobile dealers | (C) | (D) | (D) | 2 | — | — | — | 1 | — | 1 | — | — | — |
| 44111 | New car dealers | (C) | (D) | (D) | 2 | — | — | — | 1 | — | 1 | — | — | — |
| 454 | Nonstore retailers | (C) | (D) | (D) | 2 | — | 1 | — | — | — | 1 | — | — | — |
| 4541 | Electronic shopping & mail-order houses | (C) | (D) | (D) | 1 | — | — | — | — | — | 1 | — | — | — |
| 45411 | Electronic shopping & mail-order houses | (C) | (D) | (D) | 1 | — | — | — | — | — | 1 | — | — | — |
| 48-49 | Transportation & warehousing | 90 | 371 | 1 422 | 16 | 12 | 2 | — | 2 | — | — | — | — | — |
| 51 | Information | 9 | 72 | 283 | 7 | 7 | — | — | — | — | — | — | — | — |
| 52 | Finance & insurance | 140 | 699 | 3 099 | 26 | 16 | 6 | 3 | 1 | — | — | — | — | — |
| 53 | Real estate & rental & leasing | (B) | (D) | (D) | 11 | 9 | 1 | 1 | — | — | — | — | — | — |
| 54 | Professional, scientific & technical services | 64 | 351 | 1 335 | 18 | 16 | 1 | 1 | — | — | — | — | — | — |
| 55 | Management of companies & enterprises | (A) | (D) | (D) | 1 | 1 | — | — | — | — | — | — | — | — |
| 56 | Admin, support, waste mgt, remediation services | 259 | 753 | 2 945 | 15 | 8 | 4 | 2 | — | — | 1 | — | — | — |
| 561 | Administrative & support services | 242 | 702 | 2 744 | 11 | 5 | 4 | 1 | — | — | 1 | — | — | — |
| 5614 | Business support services | (C) | (D) | (D) | 1 | — | — | — | — | — | 1 | — | — | — |
| 56142 | Telephone call centers | (C) | (D) | (D) | 1 | — | — | — | — | — | 1 | — | — | — |
| 61 | Educational services | (B) | (D) | (D) | 2 | 1 | — | — | 1 | — | — | — | — | — |
| 62 | Health care and social assistance | 678 | 3 123 | 11 955 | 36 | 26 | 2 | 1 | — | 4 | 3 | — | — | — |
| 622 | Hospitals | (C) | (D) | (D) | 1 | — | — | — | — | — | 1 | — | — | — |
| 6221 | General medical & surgical hospitals | (C) | (D) | (D) | 1 | — | — | — | — | — | 1 | — | — | — |
| 62211 | General medical & surgical hospitals | (C) | (D) | (D) | 1 | — | — | — | — | — | 1 | — | — | — |
| 623 | Nursing & residential care facilities | (E) | (D) | (D) | 6 | 1 | — | — | — | 4 | 1 | — | — | — |
| 6231 | Nursing care facilities | 316 | 1 288 | 4 703 | 4 | — | — | — | — | 3 | 1 | — | — | — |
| 62311 | Nursing care facilities | 316 | 1 288 | 4 703 | 4 | — | — | — | — | 3 | 1 | — | — | — |
| 623110 | Nursing care facilities | 316 | 1 288 | 4 703 | 4 | — | — | — | — | 3 | 1 | — | — | — |
| 624 | Social assistance | 147 | 225 | 1 000 | 17 | 15 | 1 | — | — | — | 1 | — | — | — |
| 6241 | Individual & family services | 129 | 194 | 826 | 9 | 8 | — | — | — | — | 1 | — | — | — |
| 62412 | Services for elderly & disabled persons | (C) | (D) | (D) | 7 | 6 | — | — | — | — | 1 | — | — | — |
| 71 | Arts, entertainment & recreation | 13 | 44 | 317 | 7 | 7 | — | — | — | — | — | — | — | — |
| 72 | Accommodation & food services | 388 | 778 | 3 511 | 30 | 11 | 8 | 5 | 5 | 1 | — | — | — | — |
| 722 | Food services & drinking places | (E) | (D) | (D) | 28 | 10 | 8 | 4 | 5 | 1 | — | — | — | — |
| 7221 | Full-service restaurants | 130 | 271 | 1 131 | 13 | 5 | 3 | 3 | 2 | — | — | — | — | — |
| 72211 | Full-service restaurants | 130 | 271 | 1 131 | 13 | 5 | 3 | 3 | 2 | — | — | — | — | — |
| 722110 | Full-service restaurants | 130 | 271 | 1 131 | 13 | 5 | 3 | 3 | 2 | — | — | — | — | — |
| 7222 | Limited-service eating places | 225 | 426 | 1 947 | 9 | — | 4 | 1 | 3 | 1 | — | — | — | — |
| 72221 | Limited-service eating places | 225 | 426 | 1 947 | 9 | — | 4 | 1 | 3 | 1 | — | — | — | — |
| 81 | Other services (except public administration) | 113 | 285 | 1 381 | 42 | 35 | 7 | — | — | — | — | — | — | — |

See footnotes at end of table.

Table 6. Counties—Employees, Payroll, and Establishments by Industry: 2001—Con.

[Excludes most government employees, railroad employees, and self-employed persons. Size class 1 to 4 includes establishments with payroll, but no employees, during mid-March pay period. (D) denotes figures withheld to avoid disclosing data for individual companies; the data are included in broader industry totals. Detailed industries with 100 or more employees are shown if industry was not a (D). For explanation of terms, abbreviations, and data reliability/comparability, see introductory text]

| NAICS code | Industry | Number of employees for week including March 12 | Payroll (\$1,000) | | Total number of establishments | Number of establishments by employment-size class | | | | | | | | | |
|--------------|--|---|-------------------|---------|--------------------------------|---|--------|----------|----------|----------|------------|------------|------------|---------------|---|
| | | | First quarter | Annual | | 1 to 4 | 5 to 9 | 10 to 19 | 20 to 49 | 50 to 99 | 100 to 249 | 250 to 499 | 500 to 999 | 1,000 or more | |
| 99 | HARRISON—Con. | | | | | | | | | | | | | | |
| | Unclassified establishments | (A) | (D) | (D) | 1 | 1 | — | — | — | — | — | — | — | — | — |
| | HENRY | | | | | | | | | | | | | | |
| | Total | 11 989 | 70 035 | 286 324 | 562 | 321 | 103 | 63 | 43 | 15 | 9 | 3 | 4 | 1 | |
| 11 | Forestry, fishing, hunting, and agriculture support | (B) | (D) | (D) | 5 | 4 | — | — | 1 | — | — | — | — | — | |
| 21 | Mining | (A) | (D) | (D) | 2 | 2 | — | — | — | — | — | — | — | — | |
| 22 | Utilities | (B) | (D) | (D) | 3 | 2 | — | — | 1 | — | — | — | — | — | |
| 23 | Construction | 355 | 2 227 | 11 537 | 57 | 37 | 9 | 7 | 3 | 1 | — | — | — | — | |
| 233 | Building, developing & general contracting | (C) | (D) | (D) | 14 | 7 | 3 | 1 | 2 | 1 | — | — | — | — | |
| 2333 | Nonresidential building construction | 117 | 815 | 3 581 | 5 | — | 2 | — | 2 | 1 | — | — | — | — | |
| 23332 | Commercial & institutional bldg construction .. | 117 | 815 | 3 581 | 5 | — | 2 | — | 2 | 1 | — | — | — | — | |
| 233320 | Commercial & institutional bldg construction .. | 117 | 815 | 3 581 | 5 | — | 2 | — | 2 | 1 | — | — | — | — | |
| 235 | Special trade contractors | 152 | 817 | 4 766 | 39 | 28 | 5 | 6 | — | — | — | — | — | — | |
| 31-33 | Manufacturing | 2 757 | 22 161 | 81 967 | 29 | 10 | 3 | 3 | 4 | 1 | 5 | 1 | 2 | — | |
| 322 | Paper mfg | (C) | (D) | (D) | 1 | — | — | — | — | — | 1 | — | — | — | |
| 3222 | Converted paper product mfg | (C) | (D) | (D) | 1 | — | — | — | — | — | 1 | — | — | — | |
| 32223 | Stationery product mfg | (C) | (D) | (D) | 1 | — | — | — | — | — | 1 | — | — | — | |
| 323 | Printing & related support activities | (C) | (D) | (D) | 3 | 1 | 1 | — | — | — | 1 | — | — | — | |
| 3231 | Printing & related support activities | (C) | (D) | (D) | 3 | 1 | 1 | — | — | — | 1 | — | — | — | |
| 32311 | Printing | (C) | (D) | (D) | 3 | 1 | 1 | — | — | — | 1 | — | — | — | |
| 326 | Plastics & rubber products mfg | 428 | 2 786 | 11 031 | 4 | 1 | — | — | — | 1 | 2 | — | — | — | |
| 3261 | Plastics product mfg | (C) | (D) | (D) | 3 | 1 | — | — | — | 1 | 1 | — | — | — | |
| 32619 | Other plastics product mfg | (C) | (D) | (D) | 3 | 1 | — | — | — | 1 | 1 | — | — | — | |
| 3262 | Rubber product mfg | (C) | (D) | (D) | 1 | — | — | — | — | — | 1 | — | — | — | |
| 32622 | Rubber & plastics hoses & belting mfg | (C) | (D) | (D) | 1 | — | — | — | — | — | 1 | — | — | — | |
| 332 | Fabricated metal product mfg | 277 | 2 217 | 8 292 | 4 | 1 | — | 1 | 1 | — | 1 | — | — | — | |
| 3323 | Architectural & structural metals mfg | (C) | (D) | (D) | 1 | — | — | — | — | — | 1 | — | — | — | |
| 33231 | Plate work & fabricated structural prod mfg ... | (C) | (D) | (D) | 1 | — | — | — | — | — | 1 | — | — | — | |
| 333 | Machinery mfg | (F) | (D) | (D) | 4 | 2 | 1 | — | — | — | — | — | 1 | — | |
| 3334 | HVAC & commercial refrigeration equipment mfg .. | (F) | (D) | (D) | 1 | — | — | — | — | — | — | — | 1 | — | |
| 33341 | HVAC & commercial refrigeration equipment mfg .. | (F) | (D) | (D) | 1 | — | — | — | — | — | — | — | 1 | — | |
| 334 | Computer & electronic product mfg | (F) | (D) | (D) | 1 | — | — | — | — | — | — | — | 1 | — | |
| 3342 | Communications equipment mfg | (F) | (D) | (D) | 1 | — | — | — | — | — | — | — | 1 | — | |
| 33422 | Radio, TV broadcast & wireless comm equip mfg .. | (F) | (D) | (D) | 1 | — | — | — | — | — | — | — | 1 | — | |
| 336 | Transportation equipment mfg | (E) | (D) | (D) | 1 | — | — | — | — | — | — | 1 | — | — | |
| 3362 | Motor vehicle body & trailer mfg | (E) | (D) | (D) | 1 | — | — | — | — | — | — | 1 | — | — | |
| 33621 | Motor vehicle body & trailer mfg | (E) | (D) | (D) | 1 | — | — | — | — | — | — | 1 | — | — | |
| 42 | Wholesale trade | 279 | 1 910 | 8 767 | 38 | 19 | 10 | 7 | 1 | 1 | — | — | — | — | |
| 421 | Wholesale trade, durable goods | 113 | 652 | 2 954 | 16 | 7 | 4 | 5 | — | — | — | — | — | — | |
| 422 | Wholesale trade, nondurable goods | 166 | 1 258 | 5 813 | 22 | 12 | 6 | 2 | 1 | 1 | — | — | — | — | |
| 4225 | Farm product raw material whsle | 134 | 1 108 | 5 136 | 13 | 5 | 5 | 1 | 1 | 1 | — | — | — | — | |
| 42251 | Grain & field bean whsle | (C) | (D) | (D) | 11 | 3 | 5 | 1 | 1 | 1 | — | — | — | — | |
| 44-45 | Retail trade | 898 | 3 789 | 16 361 | 82 | 37 | 26 | 9 | 5 | 3 | 2 | — | — | — | |
| 441 | Motor vehicle & parts dealers | 128 | 1 084 | 5 356 | 16 | 9 | 5 | — | 1 | 1 | — | — | — | — | |
| 445 | Food & beverage stores | 234 | 676 | 2 915 | 10 | 2 | 4 | 1 | 1 | 1 | 1 | — | — | — | |
| 4451 | Grocery stores | (C) | (D) | (D) | 9 | 1 | 4 | 1 | 1 | 1 | 1 | — | — | — | |
| 44511 | Grocery (except convenience) stores | 207 | 638 | 2 773 | 7 | 1 | 3 | — | 1 | 1 | 1 | — | — | — | |
| 445110 | Grocery (except convenience) stores | 207 | 638 | 2 773 | 7 | 1 | 3 | — | 1 | 1 | 1 | — | — | — | |
| 447 | Gasoline stations | 168 | 426 | 1 736 | 15 | 6 | 3 | 4 | 1 | 1 | — | — | — | — | |
| 4471 | Gasoline stations | 168 | 426 | 1 736 | 15 | 6 | 3 | 4 | 1 | 1 | — | — | — | — | |
| 44711 | Gasoline stations with convenience stores ... | (C) | (D) | (D) | 13 | 5 | 3 | 4 | 1 | — | — | — | — | — | |
| 452 | General merchandise stores | (C) | (D) | (D) | 2 | — | 1 | — | — | — | 1 | — | — | — | |
| 4521 | Department stores | (C) | (D) | (D) | 1 | — | — | — | — | — | 1 | — | — | — | |
| 45211 | Department stores | (C) | (D) | (D) | 1 | — | — | — | — | — | 1 | — | — | — | |
| 48-49 | Transportation & warehousing | 542 | 5 192 | 21 823 | 26 | 17 | 2 | 4 | — | 1 | 2 | — | — | — | |
| 484 | Truck transportation | (E) | (D) | (D) | 20 | 13 | 2 | 3 | — | 1 | 1 | — | — | — | |
| 4841 | General freight trucking | 338 | 3 940 | 17 112 | 12 | 7 | 1 | 2 | — | 1 | 1 | — | — | — | |
| 48412 | General freight trucking, long-distance | 333 | 3 920 | 17 007 | 9 | 4 | 1 | 2 | — | 1 | 1 | — | — | — | |
| 484121 | General freight trucking, long-distance, TL .. | 333 | 3 920 | 17 007 | 9 | 4 | 1 | 2 | — | 1 | 1 | — | — | — | |
| 493 | Warehousing & storage | (C) | (D) | (D) | 1 | — | — | — | — | — | 1 | — | — | — | |
| 4931 | Warehousing & storage | (C) | (D) | (D) | 1 | — | — | — | — | — | 1 | — | — | — | |
| 49312 | Refrigerated warehousing & storage | (C) | (D) | (D) | 1 | — | — | — | — | — | 1 | — | — | — | |
| 51 | Information | 795 | 3 926 | 15 994 | 13 | 5 | 3 | 2 | 2 | — | — | — | 1 | — | |
| 511 | Publishing industries | (F) | (D) | (D) | 5 | 2 | — | — | 2 | — | — | — | 1 | — | |
| 5111 | Newspaper, periodical, book, database publishers .. | (F) | (D) | (D) | 3 | 1 | — | — | 1 | — | — | — | 1 | — | |
| 51114 | Database and directory publishers | (F) | (D) | (D) | 1 | — | — | — | — | — | — | — | 1 | — | |

See footnotes at end of table.

Table 6. Counties—Employees, Payroll, and Establishments by Industry: 2001—Con.

[Excludes most government employees, railroad employees, and self-employed persons. Size class 1 to 4 includes establishments with payroll, but no employees, during mid-March pay period. (D) denotes figures withheld to avoid disclosing data for individual companies; the data are included in broader industry totals. Detailed industries with 100 or more employees are shown if industry was not a (D). For explanation of terms, abbreviations, and data reliability/comparability, see introductory text]

| NAICS code | Industry | Number of employees for week including March 12 | Payroll (\$1,000) | | Total number of establishments | Number of establishments by employment-size class | | | | | | | | | |
|-------------------|---|---|-------------------|--------|--------------------------------|---|--------|----------|----------|----------|------------|------------|------------|---------------|--|
| | | | First quarter | Annual | | 1 to 4 | 5 to 9 | 10 to 19 | 20 to 49 | 50 to 99 | 100 to 249 | 250 to 499 | 500 to 999 | 1,000 or more | |
| HENRY—Con. | | | | | | | | | | | | | | | |
| 52 | Finance & insurance | 177 | 1 187 | 4 977 | 35 | 24 | 4 | 7 | — | — | — | — | — | — | |
| 522 | Credit intermediation & related activities | 112 | 779 | 3 019 | 12 | 5 | 2 | 5 | — | — | — | — | — | — | |
| 53 | Real estate & rental & leasing | 62 | 333 | 1 289 | 21 | 18 | 2 | — | 1 | — | — | — | — | — | |
| 54 | Professional, scientific & technical services | 118 | 806 | 2 856 | 34 | 26 | 7 | 1 | — | — | — | — | — | — | |
| 541 | Professional, scientific & technical services | 118 | 806 | 2 856 | 34 | 26 | 7 | 1 | — | — | — | — | — | — | |
| 55 | Management of companies & enterprises | (B) | (D) | (D) | 1 | — | — | — | 1 | — | — | — | — | — | |
| 56 | Admin, support, waste mgt, remediation services | 2 483 | 11 647 | 50 348 | 21 | 10 | 4 | 3 | 2 | 1 | — | — | — | 1 | |
| 561 | Administrative & support services | (G) | (D) | (D) | 20 | 10 | 4 | 2 | 2 | 1 | — | — | — | 1 | |
| 5613 | Employment services | (G) | (D) | (D) | 4 | — | — | — | 2 | 1 | — | — | — | 1 | |
| 56133 | Employee leasing services | (G) | (D) | (D) | 1 | — | — | — | — | — | — | — | — | 1 | |
| 61 | Educational services | (E) | (D) | (D) | 4 | 2 | — | — | 1 | — | — | 1 | — | — | |
| 611 | Educational services | (E) | (D) | (D) | 4 | 2 | — | — | 1 | — | — | 1 | — | — | |
| 6113 | Colleges, universities & professional schools ... | (E) | (D) | (D) | 1 | — | — | — | — | — | — | 1 | — | — | |
| 61131 | Colleges, universities & professional schools ... | (E) | (D) | (D) | 1 | — | — | — | — | — | — | 1 | — | — | |
| 62 | Health care and social assistance | 1 109 | 5 998 | 25 956 | 56 | 28 | 9 | 5 | 7 | 6 | — | 1 | — | — | |
| 621 | Ambulatory health care services | 246 | 1 767 | 9 111 | 32 | 18 | 8 | 3 | 3 | — | — | — | — | — | |
| 6211 | Offices of physicians | 133 | 1 126 | 6 326 | 14 | 9 | 3 | — | 2 | — | — | — | — | — | |
| 62111 | Offices of physicians | 133 | 1 126 | 6 326 | 14 | 9 | 3 | — | 2 | — | — | — | — | — | |
| 621111 | Offices of physicians (exc mental health) ... | 133 | 1 126 | 6 326 | 14 | 9 | 3 | — | 2 | — | — | — | — | — | |
| 622 | Hospitals | (E) | (D) | (D) | 2 | — | — | — | — | 1 | — | 1 | — | — | |
| 6221 | General medical & surgical hospitals | (E) | (D) | (D) | 1 | — | — | — | — | — | — | 1 | — | — | |
| 62211 | General medical & surgical hospitals | (E) | (D) | (D) | 1 | — | — | — | — | — | — | 1 | — | — | |
| 623 | Nursing & residential care facilities | 354 | 1 318 | 5 407 | 9 | 1 | 1 | — | 2 | 5 | — | — | — | — | |
| 6231 | Nursing care facilities | 234 | 919 | 3 629 | 5 | 1 | — | — | — | 4 | — | — | — | — | |
| 62311 | Nursing care facilities | 234 | 919 | 3 629 | 5 | 1 | — | — | — | 4 | — | — | — | — | |
| 623110 | Nursing care facilities | 234 | 919 | 3 629 | 5 | 1 | — | — | — | 4 | — | — | — | — | |
| 71 | Arts, entertainment & recreation | 50 | 106 | 575 | 10 | 5 | 3 | 2 | — | — | — | — | — | — | |
| 72 | Accommodation & food services | 672 | 1 339 | 5 698 | 44 | 14 | 7 | 9 | 13 | 1 | — | — | — | — | |
| 722 | Food services & drinking places | 617 | 1 172 | 4 959 | 38 | 12 | 6 | 6 | 13 | 1 | — | — | — | — | |
| 7221 | Full-service restaurants | 227 | 462 | 1 933 | 13 | 4 | 2 | 2 | 5 | — | — | — | — | — | |
| 72211 | Full-service restaurants | 227 | 462 | 1 933 | 13 | 4 | 2 | 2 | 5 | — | — | — | — | — | |
| 722110 | Full-service restaurants | 227 | 462 | 1 933 | 13 | 4 | 2 | 2 | 5 | — | — | — | — | — | |
| 7222 | Limited-service eating places | 283 | 518 | 2 221 | 11 | 1 | 1 | 2 | 6 | 1 | — | — | — | — | |
| 72221 | Limited-service eating places | 283 | 518 | 2 221 | 11 | 1 | 1 | 2 | 6 | 1 | — | — | — | — | |
| 81 | Other services (except public administration) | 250 | 690 | 2 984 | 74 | 56 | 14 | 4 | — | — | — | — | — | — | |
| 813 | Religious, grantmaking, civic, prof & like organizations | 114 | 264 | 1 093 | 32 | 24 | 6 | 2 | — | — | — | — | — | — | |
| 95 | Auxiliaries (exc corporate, subsidiary & regional mgt) | (F) | (D) | (D) | 2 | — | — | — | 1 | — | — | — | 1 | — | |
| 99 | Unclassified establishments | 2 | 2 | 52 | 5 | 5 | — | — | — | — | — | — | — | — | |
| HOWARD | | | | | | | | | | | | | | | |
| | Total | 3 445 | 18 671 | 77 299 | 258 | 148 | 50 | 36 | 18 | 3 | — | 2 | 1 | — | |
| 11 | Forestry, fishing, hunting, and agriculture support | (A) | (D) | (D) | 2 | 1 | 1 | — | — | — | — | — | — | — | |
| 22 | Utilities | (B) | (D) | (D) | 2 | 1 | — | — | 1 | — | — | — | — | — | |
| 23 | Construction | 90 | 492 | 2 703 | 24 | 19 | 3 | 1 | 1 | — | — | — | — | — | |
| 31-33 | Manufacturing | 1 568 | 10 862 | 43 545 | 20 | 7 | 4 | 5 | — | 2 | — | 1 | 1 | — | |
| 336 | Transportation equipment mfg | (G) | (D) | (D) | 3 | — | — | 1 | — | — | — | 1 | 1 | — | |
| 3362 | Motor vehicle body & trailer mfg | (F) | (D) | (D) | 2 | — | — | 1 | — | — | — | — | 1 | — | |
| 33621 | Motor vehicle body & trailer mfg | (F) | (D) | (D) | 2 | — | — | 1 | — | — | — | — | 1 | — | |
| 3363 | Motor vehicle parts mfg | (E) | (D) | (D) | 1 | — | — | — | — | — | — | — | — | — | |
| 33639 | Other motor vehicle parts mfg | (E) | (D) | (D) | 1 | — | — | — | — | — | — | — | — | — | |
| 42 | Wholesale trade | 165 | 930 | 4 595 | 20 | 7 | 6 | 6 | 1 | — | — | — | — | — | |
| 422 | Wholesale trade, nondurable goods | 126 | 750 | 3 788 | 13 | 6 | — | 6 | 1 | — | — | — | — | — | |
| 4225 | Farm product raw material whsle | (C) | (D) | (D) | 11 | 4 | — | 6 | 1 | — | — | — | — | — | |
| 42251 | Grain & field bean whsle | 115 | 681 | 3 498 | 8 | 1 | — | 6 | 1 | — | — | — | — | — | |
| 422510 | Grain & field bean whsle | 115 | 681 | 3 498 | 8 | 1 | — | 6 | 1 | — | — | — | — | — | |
| 44-45 | Retail trade | 355 | 1 211 | 5 080 | 46 | 21 | 13 | 10 | 2 | — | — | — | — | — | |
| 445 | Food & beverage stores | (C) | (D) | (D) | 6 | 3 | 1 | — | 2 | — | — | — | — | — | |
| 48-49 | Transportation & warehousing | 56 | 306 | 1 326 | 9 | 5 | 3 | — | 1 | — | — | — | — | — | |
| 51 | Information | 49 | 150 | 635 | 6 | 2 | 1 | 3 | — | — | — | — | — | — | |
| 52 | Finance & insurance | 120 | 949 | 3 511 | 18 | 11 | 4 | 1 | 2 | — | — | — | — | — | |
| 53 | Real estate & rental & leasing | 12 | 54 | 209 | 6 | 5 | 1 | — | — | — | — | — | — | — | |
| 54 | Professional, scientific & technical services | 59 | 281 | 1 293 | 16 | 11 | 4 | — | 1 | — | — | — | — | — | |
| 55 | Management of companies & enterprises | (A) | (D) | (D) | 1 | — | — | 1 | — | — | — | — | — | — | |

See footnotes at end of table.

Table 6. Counties—Employees, Payroll, and Establishments by Industry: 2001—Con.

[Excludes most government employees, railroad employees, and self-employed persons. Size class 1 to 4 includes establishments with payroll, but no employees, during mid-March pay period. (D) denotes figures withheld to avoid disclosing data for individual companies; the data are included in broader industry totals. Detailed industries with 100 or more employees are shown if industry was not a (D). For explanation of terms, abbreviations, and data reliability/comparability, see introductory text]

| NAICS code | Industry | Number of employees for week including March 12 | Payroll (\$1,000) | | Total number of establishments | Number of establishments by employment-size class | | | | | | | | | |
|--------------------|---|---|-------------------|--------|--------------------------------|---|--------|----------|----------|----------|------------|------------|------------|---------------|--|
| | | | First quarter | Annual | | 1 to 4 | 5 to 9 | 10 to 19 | 20 to 49 | 50 to 99 | 100 to 249 | 250 to 499 | 500 to 999 | 1,000 or more | |
| HOWARD—Con. | | | | | | | | | | | | | | | |
| 56 | Admin, support, waste mgt, remediation services | (B) | (D) | (D) | 2 | 1 | — | — | 1 | — | — | — | — | — | |
| 61 | Educational services | (B) | (D) | (D) | 5 | 3 | 1 | — | 1 | — | — | — | — | — | |
| 62 | Health care and social assistance | 516 | 2 219 | 9 213 | 18 | 8 | 3 | 2 | 3 | 1 | — | 1 | — | — | |
| 622 | Hospitals..... | (E) | (D) | (D) | 1 | — | — | — | — | — | — | 1 | — | — | |
| 6221 | General medical & surgical hospitals..... | (E) | (D) | (D) | 1 | — | — | — | — | — | — | 1 | — | — | |
| 62211 | General medical & surgical hospitals..... | (E) | (D) | (D) | 1 | — | — | — | — | — | — | 1 | — | — | |
| 623 | Nursing & residential care facilities..... | 132 | 449 | 1 865 | 4 | 1 | — | 1 | 1 | — | — | — | — | — | |
| 6231 | Nursing care facilities..... | (C) | (D) | (D) | 2 | — | — | — | 1 | 1 | — | — | — | — | |
| 62311 | Nursing care facilities..... | (C) | (D) | (D) | 2 | — | — | — | 1 | 1 | — | — | — | — | |
| 71 | Arts, entertainment & recreation | 10 | 19 | 171 | 6 | 5 | 1 | — | — | — | — | — | — | — | |
| 72 | Accommodation & food services | 188 | 211 | 902 | 23 | 11 | 4 | 5 | 3 | — | — | — | — | — | |
| 722 | Food services & drinking places..... | (C) | (D) | (D) | 21 | 10 | 4 | 4 | 3 | — | — | — | — | — | |
| 7221 | Full-service restaurants..... | 111 | 90 | 413 | 9 | 2 | 1 | 4 | 2 | — | — | — | — | — | |
| 72211 | Full-service restaurants..... | 111 | 90 | 413 | 9 | 2 | 1 | 4 | 2 | — | — | — | — | — | |
| 722110 | Full-service restaurants..... | 111 | 90 | 413 | 9 | 2 | 1 | 4 | 2 | — | — | — | — | — | |
| 81 | Other services (except public administration) | 132 | 295 | 1 194 | 33 | 29 | 1 | 2 | 1 | — | — | — | — | — | |
| 813 | Religious, grantmaking, civic, prof & like organizations..... | 112 | 207 | 844 | 18 | 14 | 1 | 2 | 1 | — | — | — | — | — | |
| 99 | Unclassified establishments | (A) | (D) | (D) | 1 | 1 | — | — | — | — | — | — | — | — | |
| HUMBOLDT | | | | | | | | | | | | | | | |
| | Total | 3 369 | 20 012 | 84 863 | 320 | 187 | 67 | 26 | 26 | 8 | 5 | 1 | — | — | |
| 11 | Forestry, fishing, hunting, and agriculture support | 56 | 503 | 1 678 | 3 | — | 1 | 1 | 1 | — | — | — | — | — | |
| 22 | Utilities | 79 | 942 | 3 825 | 3 | — | — | 2 | — | 1 | — | — | — | — | |
| 23 | Construction | 149 | 705 | 3 872 | 26 | 18 | 4 | 2 | 1 | 1 | — | — | — | — | |
| 233 | Building, developing & general contracting..... | 116 | 603 | 3 225 | 11 | 6 | 1 | 2 | 1 | 1 | — | — | — | — | |
| 31-33 | Manufacturing | 1 156 | 9 023 | 36 892 | 24 | 5 | 4 | 2 | 5 | 4 | 3 | 1 | — | — | |
| 333 | Machinery mfg..... | 625 | 4 652 | 20 680 | 7 | — | 1 | 1 | 2 | — | 2 | 1 | — | — | |
| 3331 | Ag, construction & mining machinery mfg..... | (C) | (D) | (D) | 3 | — | 1 | — | — | — | 2 | — | — | — | |
| 33311 | Agricultural implement mfg..... | (C) | (D) | (D) | 3 | — | 1 | — | — | — | 2 | — | — | — | |
| 3339 | Other general purpose machinery mfg..... | (E) | (D) | (D) | 1 | — | — | — | — | — | — | 1 | — | — | |
| 33392 | Material handling equipment mfg..... | (E) | (D) | (D) | 1 | — | — | — | — | — | — | 1 | — | — | |
| 336 | Transportation equipment mfg..... | 275 | 2 603 | 7 844 | 3 | — | — | — | — | 2 | 1 | — | — | — | |
| 3362 | Motor vehicle body & trailer mfg..... | 275 | 2 603 | 7 844 | 3 | — | — | — | — | 2 | 1 | — | — | — | |
| 33621 | Motor vehicle body & trailer mfg..... | 275 | 2 603 | 7 844 | 3 | — | — | — | — | 2 | 1 | — | — | — | |
| 42 | Wholesale trade | 357 | 2 467 | 11 652 | 42 | 20 | 12 | 5 | 4 | 1 | — | — | — | — | |
| 421 | Wholesale trade, durable goods..... | 136 | 1 029 | 4 975 | 22 | 13 | 5 | 3 | 1 | — | — | — | — | — | |
| 4218 | Machinery, equipment & supplies whsle..... | 120 | 907 | 4 384 | 19 | 12 | 3 | 3 | 1 | — | — | — | — | — | |
| 422 | Wholesale trade, nondurable goods..... | 221 | 1 438 | 6 677 | 20 | 7 | 7 | 2 | 3 | 1 | — | — | — | — | |
| 4225 | Farm product raw material whsle..... | 170 | 1 258 | 5 989 | 14 | 4 | 5 | 2 | 2 | 1 | — | — | — | — | |
| 42251 | Grain & field bean whsle..... | (C) | (D) | (D) | 12 | 2 | 5 | 2 | 2 | 1 | — | — | — | — | |
| 44-45 | Retail trade | 489 | 1 872 | 7 974 | 52 | 24 | 17 | 5 | 5 | — | 1 | — | — | — | |
| 445 | Food & beverage stores..... | (C) | (D) | (D) | 3 | 1 | — | — | 1 | — | 1 | — | — | — | |
| 4451 | Grocery stores..... | (C) | (D) | (D) | 2 | — | — | — | 1 | — | 1 | — | — | — | |
| 44511 | Grocery (except convenience) stores..... | (C) | (D) | (D) | 2 | — | — | — | 1 | — | 1 | — | — | — | |
| 48-49 | Transportation & warehousing | 97 | 496 | 2 122 | 16 | 11 | 2 | 1 | 2 | — | — | — | — | — | |
| 51 | Information | 25 | 117 | 511 | 6 | 3 | 3 | — | — | — | — | — | — | — | |
| 52 | Finance & insurance | 102 | 785 | 3 058 | 16 | 9 | 5 | 1 | 1 | — | — | — | — | — | |
| 53 | Real estate & rental & leasing | 21 | 104 | 447 | 8 | 6 | 2 | — | — | — | — | — | — | — | |
| 54 | Professional, scientific & technical services | 52 | 253 | 1 279 | 24 | 23 | 1 | — | — | — | — | — | — | — | |
| 56 | Admin, support, waste mgt, remediation services | 17 | 45 | 184 | 7 | 6 | 1 | — | — | — | — | — | — | — | |
| 61 | Educational services | (A) | (D) | (D) | 1 | 1 | — | — | — | — | — | — | — | — | |
| 62 | Health care and social assistance | 447 | 1 981 | 8 201 | 27 | 17 | 3 | 2 | 3 | 1 | 1 | — | — | — | |
| 622 | Hospitals..... | (C) | (D) | (D) | 1 | — | — | — | — | — | 1 | — | — | — | |
| 6221 | General medical & surgical hospitals..... | (C) | (D) | (D) | 1 | — | — | — | — | — | 1 | — | — | — | |
| 62211 | General medical & surgical hospitals..... | (C) | (D) | (D) | 1 | — | — | — | — | — | 1 | — | — | — | |
| 623 | Nursing & residential care facilities..... | (C) | (D) | (D) | 2 | — | — | — | 1 | 1 | — | — | — | — | |
| 71 | Arts, entertainment & recreation | 8 | 24 | 135 | 5 | 5 | — | — | — | — | — | — | — | — | |
| 72 | Accommodation & food services | 181 | 298 | 1 335 | 19 | 7 | 4 | 5 | 3 | — | — | — | — | — | |
| 722 | Food services & drinking places..... | (C) | (D) | (D) | 18 | 6 | 4 | 5 | 3 | — | — | — | — | — | |
| 81 | Other services (except public administration) | 129 | 382 | 1 643 | 39 | 30 | 8 | — | 1 | — | — | — | — | — | |
| 95 | Auxiliaries (exc corporate, subsidiary & regional mgt) | (A) | (D) | (D) | 1 | 1 | — | — | — | — | — | — | — | — | |

See footnotes at end of table.

Table 6. Counties—Employees, Payroll, and Establishments by Industry: 2001—Con.

[Excludes most government employees, railroad employees, and self-employed persons. Size class 1 to 4 includes establishments with payroll, but no employees, during mid-March pay period. (D) denotes figures withheld to avoid disclosing data for individual companies; the data are included in broader industry totals. Detailed industries with 100 or more employees are shown if industry was not a (D). For explanation of terms, abbreviations, and data reliability/comparability, see introductory text]

| NAICS code | Industry | Number of employees for week including March 12 | Payroll (\$1,000) | | Total number of establishments | Number of establishments by employment-size class | | | | | | | | |
|----------------------|---|---|-------------------|---------------|--------------------------------|---|-----------|-----------|-----------|----------|------------|------------|------------|---------------|
| | | | First quarter | Annual | | 1 to 4 | 5 to 9 | 10 to 19 | 20 to 49 | 50 to 99 | 100 to 249 | 250 to 499 | 500 to 999 | 1,000 or more |
| HUMBOLDT—Con. | | | | | | | | | | | | | | |
| 99 | Unclassified establishments | (A) | (D) | (D) | 1 | 1 | — | — | — | — | — | — | — | — |
| IDA | | | | | | | | | | | | | | |
| | Total | 3 298 | 19 889 | 81 630 | 263 | 146 | 56 | 39 | 13 | 3 | 3 | 3 | — | — |
| 11 | Forestry, fishing, hunting, and agriculture support | (A) | (D) | (D) | 1 | 1 | — | — | — | — | — | — | — | — |
| 22 | Utilities | (A) | (D) | (D) | 2 | 1 | — | 1 | — | — | — | — | — | — |
| 23 | Construction | 168 | 986 | 5 761 | 30 | 19 | 5 | 5 | 1 | — | — | — | — | — |
| 31-33 | Manufacturing | 1 224 | 9 717 | 38 269 | 9 | 1 | 3 | 1 | 1 | — | — | 3 | — | — |
| 321 | Wood product mfg | (E) | (D) | (D) | 1 | — | — | — | — | — | — | 1 | — | — |
| 3219 | Other wood product mfg | (E) | (D) | (D) | 1 | — | — | — | — | — | — | 1 | — | — |
| 32191 | Millwork | (E) | (D) | (D) | 1 | — | — | — | — | — | — | 1 | — | — |
| 333 | Machinery mfg | (E) | (D) | (D) | 1 | — | — | — | — | — | — | 1 | — | — |
| 3331 | Ag, construction & mining machinery mfg | (E) | (D) | (D) | 1 | — | — | — | — | — | — | 1 | — | — |
| 33312 | Construction machinery mfg | (E) | (D) | (D) | 1 | — | — | — | — | — | — | 1 | — | — |
| 336 | Transportation equipment mfg | (E) | (D) | (D) | 2 | 1 | — | — | — | — | — | 1 | — | — |
| 3362 | Motor vehicle body & trailer mfg | (E) | (D) | (D) | 1 | — | — | — | — | — | — | 1 | — | — |
| 33621 | Motor vehicle body & trailer mfg | (E) | (D) | (D) | 1 | — | — | — | — | — | — | 1 | — | — |
| 42 | Wholesale trade | 173 | 1 390 | 6 037 | 21 | 9 | 6 | 4 | 2 | — | — | — | — | — |
| 422 | Wholesale trade, nondurable goods | 103 | 609 | 2 737 | 14 | 7 | 4 | 2 | 1 | — | — | — | — | — |
| 44-45 | Retail trade | 376 | 1 193 | 5 002 | 44 | 19 | 10 | 12 | 2 | 1 | — | — | — | — |
| 48-49 | Transportation & warehousing | 222 | 1 590 | 6 586 | 30 | 22 | 3 | 3 | 1 | — | 1 | — | — | — |
| 484 | Truck transportation | (C) | (D) | (D) | 28 | 21 | 3 | 2 | 1 | — | 1 | — | — | — |
| 4841 | General freight trucking | 188 | 1 468 | 6 078 | 20 | 15 | 1 | 2 | 1 | — | 1 | — | — | — |
| 48412 | General freight trucking, long-distance | 184 | 1 453 | 6 007 | 16 | 11 | 1 | 2 | 1 | — | 1 | — | — | — |
| 484121 | General freight trucking, long-distance, TL | 184 | 1 453 | 6 007 | 16 | 11 | 1 | 2 | 1 | — | 1 | — | — | — |
| 51 | Information | (A) | (D) | (D) | 3 | 2 | 1 | — | — | — | — | — | — | — |
| 52 | Finance & insurance | 130 | 1 085 | 3 883 | 16 | 9 | 3 | 3 | 1 | — | — | — | — | — |
| 522 | Credit intermediation & related activities | 111 | 1 019 | 3 501 | 7 | — | 3 | 3 | 1 | — | — | — | — | — |
| 5221 | Depository credit intermediation | 111 | 1 019 | 3 501 | 7 | — | 3 | 3 | 1 | — | — | — | — | — |
| 52211 | Commercial banking | 111 | 1 019 | 3 501 | 7 | — | 3 | 3 | 1 | — | — | — | — | — |
| 522110 | Commercial banking | 111 | 1 019 | 3 501 | 7 | — | 3 | 3 | 1 | — | — | — | — | — |
| 53 | Real estate & rental & leasing | 14 | 50 | 220 | 9 | 8 | 1 | — | — | — | — | — | — | — |
| 54 | Professional, scientific & technical services | 41 | 151 | 666 | 15 | 12 | 3 | — | — | — | — | — | — | — |
| 56 | Admin, support, waste mgt, remediation services | 46 | 213 | 645 | 6 | 4 | 1 | — | 1 | — | — | — | — | — |
| 61 | Educational services | (C) | (D) | (D) | 3 | — | 1 | 1 | — | — | 1 | — | — | — |
| 611 | Educational services | (C) | (D) | (D) | 3 | — | 1 | 1 | — | — | 1 | — | — | — |
| 6111 | Elementary & secondary schools | (C) | (D) | (D) | 3 | — | 1 | 1 | — | — | 1 | — | — | — |
| 61111 | Elementary & secondary schools | (C) | (D) | (D) | 3 | — | 1 | 1 | — | — | 1 | — | — | — |
| 62 | Health care and social assistance | 425 | 1 797 | 7 444 | 20 | 9 | 4 | 2 | 2 | 2 | 1 | — | — | — |
| 622 | Hospitals | (C) | (D) | (D) | 1 | — | — | — | — | — | 1 | — | — | — |
| 6221 | General medical & surgical hospitals | (C) | (D) | (D) | 1 | — | — | — | — | — | 1 | — | — | — |
| 62211 | General medical & surgical hospitals | (C) | (D) | (D) | 1 | — | — | — | — | — | 1 | — | — | — |
| 623 | Nursing & residential care facilities | (C) | (D) | (D) | 4 | — | — | — | 2 | 2 | — | — | — | — |
| 6231 | Nursing care facilities | 204 | 703 | 3 023 | 3 | — | — | — | 1 | 2 | — | — | — | — |
| 62311 | Nursing care facilities | 204 | 703 | 3 023 | 3 | — | — | — | 1 | 2 | — | — | — | — |
| 623110 | Nursing care facilities | 204 | 703 | 3 023 | 3 | — | — | — | 1 | 2 | — | — | — | — |
| 71 | Arts, entertainment & recreation | (B) | (D) | (D) | 4 | 1 | 2 | 1 | — | — | — | — | — | — |
| 72 | Accommodation & food services | 141 | 258 | 1 073 | 19 | 6 | 7 | 4 | 2 | — | — | — | — | — |
| 722 | Food services & drinking places | (C) | (D) | (D) | 17 | 5 | 6 | 4 | 2 | — | — | — | — | — |
| 81 | Other services (except public administration) | 112 | 240 | 1 074 | 29 | 21 | 6 | 2 | — | — | — | — | — | — |
| 99 | Unclassified establishments | (A) | (D) | (D) | 2 | 2 | — | — | — | — | — | — | — | — |

See footnotes at end of table.

Table 6. Counties—Employees, Payroll, and Establishments by Industry: 2001—Con.

[Excludes most government employees, railroad employees, and self-employed persons. Size class 1 to 4 includes establishments with payroll, but no employees, during mid-March pay period. (D) denotes figures withheld to avoid disclosing data for individual companies; the data are included in broader industry totals. Detailed industries with 100 or more employees are shown if industry was not a (D). For explanation of terms, abbreviations, and data reliability/comparability, see introductory text]

| NAICS code | Industry | Number of employees for week including March 12 | Payroll (\$1,000) | | Total number of establishments | Number of establishments by employment-size class | | | | | | | | |
|-------------|--|---|-------------------|----------------|--------------------------------|---|------------|-----------|-----------|-----------|------------|------------|------------|---------------|
| | | | First quarter | Annual | | 1 to 4 | 5 to 9 | 10 to 19 | 20 to 49 | 50 to 99 | 100 to 249 | 250 to 499 | 500 to 999 | 1,000 or more |
| IOWA | | | | | | | | | | | | | | |
| | Total | 9 459 | 62 213 | 273 616 | 493 | 257 | 119 | 60 | 34 | 13 | 7 | 1 | 1 | 1 |
| 11 | Forestry, fishing, hunting, and agriculture support | (B) | (D) | (D) | 4 | 3 | — | — | 1 | — | — | — | — | — |
| 22 | Utilities | (B) | (D) | (D) | 3 | 1 | — | 2 | — | — | — | — | — | — |
| 23 | Construction | 272 | 1 669 | 7 936 | 49 | 28 | 14 | 5 | 2 | — | — | — | — | — |
| 235 | Special trade contractors | 159 | 897 | 4 145 | 33 | 18 | 11 | 4 | — | — | — | — | — | — |
| 31-33 | Manufacturing | 5 421 | 46 465 | 201 992 | 26 | 7 | 7 | 3 | 3 | — | 3 | 1 | 1 | 1 |
| 323 | Printing & related support activities | (C) | (D) | (D) | 1 | — | — | — | — | — | 1 | — | — | — |
| 3231 | Printing & related support activities | (C) | (D) | (D) | 1 | — | — | — | — | — | 1 | — | — | — |
| 32311 | Printing | (C) | (D) | (D) | 1 | — | — | — | — | — | 1 | — | — | — |
| 326 | Plastics & rubber products mfg | (C) | (D) | (D) | 2 | — | — | 1 | — | — | 1 | — | — | — |
| 3261 | Plastics product mfg | (C) | (D) | (D) | 2 | — | — | 1 | — | — | 1 | — | — | — |
| 32619 | Other plastics product mfg | (C) | (D) | (D) | 2 | — | — | 1 | — | — | 1 | — | — | — |
| 333 | Machinery mfg | (F) | (D) | (D) | 3 | — | 1 | — | 1 | — | — | 1 | — | — |
| 3331 | Ag, construction & mining machinery mfg | (F) | (D) | (D) | 2 | — | 1 | — | — | — | — | 1 | — | — |
| 33311 | Agricultural implement mfg | (F) | (D) | (D) | 2 | — | 1 | — | — | — | — | 1 | — | — |
| 335 | Electrical equip, appliance & component mfg | (H) | (D) | (D) | 1 | — | — | — | — | — | — | — | — | 1 |
| 3352 | Household appliance mfg | (H) | (D) | (D) | 1 | — | — | — | — | — | — | — | — | 1 |
| 33522 | Major appliance mfg | (H) | (D) | (D) | 1 | — | — | — | — | — | — | — | — | 1 |
| 336 | Transportation equipment mfg | (F) | (D) | (D) | 2 | — | — | — | — | — | 1 | — | 1 | — |
| 3363 | Motor vehicle parts mfg | (F) | (D) | (D) | 2 | — | — | — | — | — | 1 | — | 1 | — |
| 33637 | Motor vehicle metal stamping | (F) | (D) | (D) | 2 | — | — | — | — | — | 1 | — | 1 | — |
| 42 | Wholesale trade | 267 | 1 735 | 6 959 | 27 | 15 | 6 | 3 | 1 | 2 | — | — | — | — |
| 422 | Wholesale trade, nondurable goods | 229 | 1 541 | 6 074 | 18 | 10 | 2 | 3 | 1 | 2 | — | — | — | — |
| 4225 | Farm product raw material whsle | 107 | 898 | 3 300 | 7 | 3 | 2 | — | 1 | 1 | — | — | — | — |
| 42251 | Grain & field bean whsle | 107 | 898 | 3 300 | 7 | 3 | 2 | — | 1 | 1 | — | — | — | — |
| 422510 | Grain & field bean whsle | 107 | 898 | 3 300 | 7 | 3 | 2 | — | 1 | 1 | — | — | — | — |
| 44-45 | Retail trade | 1 249 | 3 735 | 16 395 | 150 | 54 | 53 | 29 | 12 | 2 | — | — | — | — |
| 442 | Furniture & home furnishing stores | 130 | 374 | 1 609 | 14 | 2 | 7 | 3 | 2 | — | — | — | — | — |
| 445 | Food & beverage stores | 218 | 580 | 2 519 | 15 | 8 | 2 | 1 | 2 | 2 | — | — | — | — |
| 4451 | Grocery stores | (C) | (D) | (D) | 5 | 2 | — | — | 1 | 2 | — | — | — | — |
| 44511 | Grocery (except convenience) stores | 150 | 399 | 1 656 | 4 | 1 | — | — | 1 | 2 | — | — | — | — |
| 445110 | Grocery (except convenience) stores | 150 | 399 | 1 656 | 4 | 1 | — | — | 1 | 2 | — | — | — | — |
| 447 | Gasoline stations | 143 | 429 | 1 884 | 14 | 2 | 6 | 4 | 2 | — | — | — | — | — |
| 4471 | Gasoline stations | 143 | 429 | 1 884 | 14 | 2 | 6 | 4 | 2 | — | — | — | — | — |
| 44711 | Gasoline stations with convenience stores | 132 | 377 | 1 630 | 11 | — | 5 | 4 | 2 | — | — | — | — | — |
| 447110 | Gasoline stations with convenience stores | 132 | 377 | 1 630 | 11 | — | 5 | 4 | 2 | — | — | — | — | — |
| 448 | Clothing & clothing accessories stores | 433 | 1 233 | 5 297 | 44 | 10 | 17 | 12 | 5 | — | — | — | — | — |
| 4481 | Clothing stores | 338 | 899 | 3 838 | 33 | 6 | 13 | 10 | 4 | — | — | — | — | — |
| 44814 | Family clothing stores | 141 | 412 | 1 742 | 13 | 2 | 4 | 5 | 2 | — | — | — | — | — |
| 448140 | Family clothing stores | 141 | 412 | 1 742 | 13 | 2 | 4 | 5 | 2 | — | — | — | — | — |
| 48-49 | Transportation & warehousing | 65 | 514 | 2 081 | 18 | 15 | 2 | — | 1 | — | — | — | — | — |
| 51 | Information | 30 | 214 | 1 352 | 8 | 5 | 3 | — | — | — | — | — | — | — |
| 52 | Finance & insurance | 116 | 906 | 3 570 | 26 | 19 | 4 | 2 | 1 | — | — | — | — | — |
| 53 | Real estate & rental & leasing | (A) | (D) | (D) | 3 | 2 | 1 | — | — | — | — | — | — | — |
| 54 | Professional, scientific & technical services | 96 | 543 | 2 543 | 28 | 23 | 4 | — | 1 | — | — | — | — | — |
| 55 | Management of companies & enterprises | (B) | (D) | (D) | 1 | — | — | — | 1 | — | — | — | — | — |
| 56 | Admin, support, waste mgt, remediation services | 56 | 237 | 1 089 | 13 | 8 | 3 | 2 | — | — | — | — | — | — |
| 61 | Educational services | (B) | (D) | (D) | 1 | — | — | — | 1 | — | — | — | — | — |
| 62 | Health care and social assistance | 598 | 2 591 | 10 513 | 31 | 14 | 6 | 4 | 1 | 5 | 1 | — | — | — |
| 622 | Hospitals | (C) | (D) | (D) | 1 | — | — | — | — | — | 1 | — | — | — |
| 6221 | General medical & surgical hospitals | (C) | (D) | (D) | 1 | — | — | — | — | — | 1 | — | — | — |
| 62211 | General medical & surgical hospitals | (C) | (D) | (D) | 1 | — | — | — | — | — | 1 | — | — | — |
| 623 | Nursing & residential care facilities | (E) | (D) | (D) | 5 | — | 1 | — | — | 4 | — | — | — | — |
| 6231 | Nursing care facilities | 251 | 1 169 | 4 726 | 4 | — | — | — | — | 4 | — | — | — | — |
| 62311 | Nursing care facilities | 251 | 1 169 | 4 726 | 4 | — | — | — | — | 4 | — | — | — | — |
| 623110 | Nursing care facilities | 251 | 1 169 | 4 726 | 4 | — | — | — | — | 4 | — | — | — | — |
| 624 | Social assistance | (C) | (D) | (D) | 12 | 4 | 4 | 2 | 1 | 1 | — | — | — | — |
| 71 | Arts, entertainment & recreation | 76 | 175 | 1 241 | 11 | 7 | 1 | 2 | 1 | — | — | — | — | — |
| 72 | Accommodation & food services | 944 | 2 052 | 10 094 | 45 | 20 | 3 | 7 | 8 | 4 | 3 | — | — | — |
| 721 | Accommodation | 195 | 455 | 2 242 | 9 | 3 | 1 | 2 | 2 | — | 1 | — | — | — |
| 7211 | Traveler accommodation | 195 | 455 | 2 242 | 9 | 3 | 1 | 2 | 2 | — | 1 | — | — | — |
| 72111 | Hotels (exc casino hotels) & motels | (C) | (D) | (D) | 7 | 1 | 1 | 2 | 2 | — | 1 | — | — | — |
| 722 | Food services & drinking places | 749 | 1 597 | 7 852 | 36 | 17 | 2 | 5 | 6 | 4 | 2 | — | — | — |
| 7221 | Full-service restaurants | 522 | 1 082 | 5 646 | 15 | 5 | — | 2 | 3 | 3 | 2 | — | — | — |
| 72211 | Full-service restaurants | 522 | 1 082 | 5 646 | 15 | 5 | — | 2 | 3 | 3 | 2 | — | — | — |
| 722110 | Full-service restaurants | 522 | 1 082 | 5 646 | 15 | 5 | — | 2 | 3 | 3 | 2 | — | — | — |
| 7222 | Limited-service eating places | 155 | 307 | 1 389 | 9 | 3 | 1 | 3 | 1 | 1 | — | — | — | — |
| 72221 | Limited-service eating places | 155 | 307 | 1 389 | 9 | 3 | 1 | 3 | 1 | 1 | — | — | — | — |

See footnotes at end of table.

Table 6. Counties—Employees, Payroll, and Establishments by Industry: 2001—Con.

[Excludes most government employees, railroad employees, and self-employed persons. Size class 1 to 4 includes establishments with payroll, but no employees, during mid-March pay period. (D) denotes figures withheld to avoid disclosing data for individual companies; the data are included in broader industry totals. Detailed industries with 100 or more employees are shown if industry was not a (D). For explanation of terms, abbreviations, and data reliability/comparability, see introductory text]

| NAICS code | Industry | Number of employees for week including March 12 | Payroll (\$1,000) | | Total number of establishments | Number of establishments by employment-size class | | | | | | | | |
|------------------|--|---|-------------------|--------|--------------------------------|---|--------|----------|----------|----------|------------|------------|------------|---------------|
| | | | First quarter | Annual | | 1 to 4 | 5 to 9 | 10 to 19 | 20 to 49 | 50 to 99 | 100 to 249 | 250 to 499 | 500 to 999 | 1,000 or more |
| IOWA—Con. | | | | | | | | | | | | | | |
| 81 | Other services (except public administration) | 153 | 377 | 1 728 | 47 | 34 | 12 | 1 | — | — | — | — | — | — |
| 99 | Unclassified establishments | (A) | (D) | (D) | 2 | 2 | — | — | — | — | — | — | — | — |
| JACKSON | | | | | | | | | | | | | | |
| | Total | 5 202 | 21 798 | 93 854 | 585 | 356 | 110 | 65 | 34 | 11 | 9 | — | — | — |
| 11 | Forestry, fishing, hunting, and agriculture support | 14 | 50 | 208 | 6 | 6 | — | — | — | — | — | — | — | — |
| 21 | Mining | (A) | (D) | (D) | 1 | — | — | 1 | — | — | — | — | — | — |
| 22 | Utilities | (A) | (D) | (D) | 2 | 2 | — | — | — | — | — | — | — | — |
| 23 | Construction | 260 | 1 133 | 7 091 | 79 | 61 | 11 | 6 | 1 | — | — | — | — | — |
| 235 | Special trade contractors | 121 | 500 | 2 603 | 48 | 37 | 9 | 2 | — | — | — | — | — | — |
| 31-33 | Manufacturing | 1 330 | 7 552 | 30 859 | 40 | 12 | 3 | 7 | 11 | 2 | 5 | — | — | — |
| 314 | Textile product mills | (C) | (D) | (D) | 1 | — | — | — | — | — | 1 | — | — | — |
| 3141 | Textile furnishings mills | (C) | (D) | (D) | 1 | — | — | — | — | — | 1 | — | — | — |
| 31412 | Curtain & linen mills | (C) | (D) | (D) | 1 | — | — | — | — | — | 1 | — | — | — |
| 333 | Machinery mfg | 110 | 692 | 2 910 | 3 | — | — | 1 | 1 | 1 | — | — | — | — |
| 334 | Computer & electronic product mfg | (E) | (D) | (D) | 2 | — | — | — | 1 | — | 1 | — | — | — |
| 3345 | Nav, measuring, medical, control instruments mfg | (C) | (D) | (D) | 1 | — | — | — | — | — | 1 | — | — | — |
| 33451 | Nav, measuring, medical, control instruments mfg | (C) | (D) | (D) | 1 | — | — | — | — | — | 1 | — | — | — |
| 335 | Electrical equip, appliance & component mfg | (C) | (D) | (D) | 1 | — | — | — | — | — | 1 | — | — | — |
| 3353 | Electrical equipment mfg | (C) | (D) | (D) | 1 | — | — | — | — | — | 1 | — | — | — |
| 33531 | Electrical equipment mfg | (C) | (D) | (D) | 1 | — | — | — | — | — | 1 | — | — | — |
| 336 | Transportation equipment mfg | 211 | 985 | 3 504 | 3 | — | — | 1 | 1 | — | 1 | — | — | — |
| 3363 | Motor vehicle parts mfg | (C) | (D) | (D) | 2 | — | — | — | 1 | — | 1 | — | — | — |
| 33631 | Motor vehicle gas engine & engine parts mfg | (C) | (D) | (D) | 1 | — | — | — | — | — | 1 | — | — | — |
| 339 | Miscellaneous mfg | (C) | (D) | (D) | 3 | 2 | — | — | — | — | 1 | — | — | — |
| 3399 | Other miscellaneous mfg | (C) | (D) | (D) | 3 | 2 | — | — | — | — | 1 | — | — | — |
| 33999 | All other misc mfg | (C) | (D) | (D) | 1 | — | — | — | — | — | 1 | — | — | — |
| 42 | Wholesale trade | 215 | 914 | 4 256 | 34 | 17 | 9 | 6 | 2 | — | — | — | — | — |
| 422 | Wholesale trade, nondurable goods | 123 | 391 | 1 857 | 19 | 9 | 5 | 4 | 1 | — | — | — | — | — |
| 44-45 | Retail trade | 907 | 3 301 | 14 194 | 102 | 51 | 28 | 16 | 2 | 4 | 1 | — | — | — |
| 441 | Motor vehicle & parts dealers | 140 | 959 | 4 060 | 19 | 8 | 7 | 3 | — | 1 | — | — | — | — |
| 4411 | Automobile dealers | 105 | 809 | 3 619 | 10 | 4 | 2 | 3 | — | 1 | — | — | — | — |
| 445 | Food & beverage stores | 244 | 748 | 3 167 | 13 | 4 | 5 | — | 1 | 3 | — | — | — | — |
| 4451 | Grocery stores | (C) | (D) | (D) | 10 | 4 | 3 | — | — | 3 | — | — | — | — |
| 44511 | Grocery (except convenience) stores | 197 | 593 | 2 475 | 7 | 3 | 1 | — | — | 3 | — | — | — | — |
| 445110 | Grocery (except convenience) stores | 197 | 593 | 2 475 | 7 | 3 | 1 | — | — | 3 | — | — | — | — |
| 447 | Gasoline stations | 102 | 223 | 887 | 14 | 5 | 6 | 3 | — | — | — | — | — | — |
| 4471 | Gasoline stations | 102 | 223 | 887 | 14 | 5 | 6 | 3 | — | — | — | — | — | — |
| 452 | General merchandise stores | 152 | 513 | 2 134 | 5 | 1 | 1 | 2 | — | — | 1 | — | — | — |
| 4521 | Department stores | (C) | (D) | (D) | 1 | — | — | — | — | — | 1 | — | — | — |
| 45211 | Department stores | (C) | (D) | (D) | 1 | — | — | — | — | — | 1 | — | — | — |
| 48-49 | Transportation & warehousing | 115 | 513 | 1 689 | 29 | 22 | 5 | 1 | 1 | — | — | — | — | — |
| 51 | Information | 55 | 369 | 1 531 | 13 | 8 | 4 | 1 | — | — | — | — | — | — |
| 52 | Finance & insurance | 234 | 1 575 | 5 706 | 34 | 18 | 8 | 7 | — | 1 | — | — | — | — |
| 522 | Credit intermediation & related activities | (C) | (D) | (D) | 13 | 4 | 3 | 5 | — | 1 | — | — | — | — |
| 5221 | Depository credit intermediation | 166 | 1 257 | 4 450 | 12 | 3 | 3 | 5 | — | 1 | — | — | — | — |
| 52211 | Commercial banking | 166 | 1 257 | 4 450 | 12 | 3 | 3 | 5 | — | 1 | — | — | — | — |
| 522110 | Commercial banking | 166 | 1 257 | 4 450 | 12 | 3 | 3 | 5 | — | 1 | — | — | — | — |
| 53 | Real estate & rental & leasing | 27 | 68 | 288 | 14 | 12 | 2 | — | — | — | — | — | — | — |
| 54 | Professional, scientific & technical services | 132 | 487 | 1 809 | 36 | 26 | 6 | 3 | 1 | — | — | — | — | — |
| 541 | Professional, scientific & technical services | 132 | 487 | 1 809 | 36 | 26 | 6 | 3 | 1 | — | — | — | — | — |
| 55 | Management of companies & enterprises | 14 | 54 | 490 | 3 | 1 | 2 | — | — | — | — | — | — | — |
| 56 | Admin, support, waste mgt, remediation services | 191 | 412 | 2 055 | 14 | 10 | 2 | — | 1 | — | 1 | — | — | — |
| 561 | Administrative & support services | (C) | (D) | (D) | 12 | 9 | 1 | — | 1 | — | 1 | — | — | — |
| 5614 | Business support services | (C) | (D) | (D) | 1 | — | — | — | — | — | 1 | — | — | — |
| 56142 | Telephone call centers | (C) | (D) | (D) | 1 | — | — | — | — | — | 1 | — | — | — |

See footnotes at end of table.

Table 6. Counties—Employees, Payroll, and Establishments by Industry: 2001—Con.

[Excludes most government employees, railroad employees, and self-employed persons. Size class 1 to 4 includes establishments with payroll, but no employees, during mid-March pay period. (D) denotes figures withheld to avoid disclosing data for individual companies; the data are included in broader industry totals. Detailed industries with 100 or more employees are shown if industry was not a (D). For explanation of terms, abbreviations, and data reliability/comparability, see introductory text]

| NAICS code | Industry | Number of employees for week including March 12 | Payroll (\$1,000) | | Total number of establishments | Number of establishments by employment-size class | | | | | | | | | |
|--------------------|--|---|-------------------|---------------|--------------------------------|---|-----------|-----------|-----------|----------|------------|------------|------------|---------------|--|
| | | | First quarter | Annual | | 1 to 4 | 5 to 9 | 10 to 19 | 20 to 49 | 50 to 99 | 100 to 249 | 250 to 499 | 500 to 999 | 1,000 or more | |
| JASPER—Con. | | | | | | | | | | | | | | | |
| 44-45 | Retail trade | 1 840 | 7 014 | 29 274 | 158 | 61 | 52 | 27 | 11 | 5 | 1 | 1 | — | — | |
| 441 | Motor vehicle & parts dealers | 173 | 1 223 | 4 982 | 18 | 7 | 7 | — | 4 | — | — | — | — | — | |
| 444 | Bldg material & garden equip & supp dealers | 258 | 1 242 | 4 990 | 29 | 14 | 10 | 2 | 2 | 1 | — | — | — | — | |
| 4441 | Building material & supplies dealers | 113 | 601 | 2 679 | 17 | 9 | 5 | 2 | 1 | — | — | — | — | — | |
| 4442 | Lawn & garden equip & supplies stores | 145 | 641 | 2 311 | 12 | 5 | 5 | — | 1 | 1 | — | — | — | — | |
| 44422 | Nursery & garden centers | 107 | 395 | 1 298 | 7 | 2 | 4 | — | — | 1 | — | — | — | — | |
| 444220 | Nursery & garden centers | 107 | 395 | 1 298 | 7 | 2 | 4 | — | — | 1 | — | — | — | — | |
| 445 | Food & beverage stores | 317 | 1 030 | 4 309 | 13 | 4 | 3 | 2 | 1 | 2 | 1 | — | — | — | |
| 4451 | Grocery stores | (E) | (D) | (D) | 10 | 3 | 1 | 2 | 1 | 2 | 1 | — | — | — | |
| 44511 | Grocery (except convenience) stores | 284 | 952 | 3 937 | 8 | 2 | 1 | 1 | 1 | 2 | 1 | — | — | — | |
| 445110 | Grocery (except convenience) stores | 284 | 952 | 3 937 | 8 | 2 | 1 | 1 | 1 | 2 | 1 | — | — | — | |
| 446 | Health & personal care stores | 108 | 443 | 1 893 | 8 | 2 | 4 | — | 1 | 1 | — | — | — | — | |
| 4461 | Health & personal care stores | 108 | 443 | 1 893 | 8 | 2 | 4 | — | 1 | 1 | — | — | — | — | |
| 44611 | Pharmacies & drug stores | (C) | (D) | (D) | 6 | 1 | 3 | — | 1 | 1 | — | — | — | — | |
| 447 | Gasoline stations | 366 | 1 083 | 4 448 | 30 | 5 | 6 | 17 | 1 | 1 | — | — | — | — | |
| 4471 | Gasoline stations | 366 | 1 083 | 4 448 | 30 | 5 | 6 | 17 | 1 | 1 | — | — | — | — | |
| 44711 | Gasoline stations with convenience stores | 260 | 633 | 2 444 | 22 | 2 | 3 | 16 | 1 | — | — | — | — | — | |
| 447110 | Gasoline stations with convenience stores | 260 | 633 | 2 444 | 22 | 2 | 3 | 16 | 1 | — | — | — | — | — | |
| 44719 | Other gasoline stations | 106 | 450 | 2 004 | 8 | 3 | 3 | 1 | — | 1 | — | — | — | — | |
| 447190 | Other gasoline stations | 106 | 450 | 2 004 | 8 | 3 | 3 | 1 | — | 1 | — | — | — | — | |
| 452 | General merchandise stores | 323 | 1 039 | 4 690 | 4 | — | 1 | 1 | 1 | — | — | 1 | — | — | |
| 4521 | Department stores | (E) | (D) | (D) | 1 | — | — | — | — | — | — | 1 | — | — | |
| 45211 | Department stores | (E) | (D) | (D) | 1 | — | — | — | — | — | — | 1 | — | — | |
| 48-49 | Transportation & warehousing | 232 | 1 504 | 6 437 | 34 | 19 | 8 | 3 | 4 | — | — | — | — | — | |
| 484 | Truck transportation | 224 | 1 472 | 6 238 | 30 | 16 | 7 | 3 | 4 | — | — | — | — | — | |
| 4841 | General freight trucking | (C) | (D) | (D) | 13 | 6 | 3 | 1 | 3 | — | — | — | — | — | |
| 48412 | General freight trucking, long-distance | 130 | 854 | 3 492 | 11 | 5 | 2 | 1 | 3 | — | — | — | — | — | |
| 484121 | General freight trucking, long-distance, TL | 130 | 854 | 3 492 | 11 | 5 | 2 | 1 | 3 | — | — | — | — | — | |
| 51 | Information | 840 | 9 539 | 33 656 | 15 | 7 | 2 | 3 | 1 | 1 | — | — | 1 | — | |
| 511 | Publishing industries | (C) | (D) | (D) | 6 | 3 | 1 | — | 1 | 1 | — | — | — | — | |
| 5111 | Newspaper, periodical, book, database publishers | (C) | (D) | (D) | 6 | 3 | 1 | — | 1 | 1 | — | — | — | — | |
| 513 | Broadcasting & telecommunications | (F) | (D) | (D) | 7 | 3 | 1 | 2 | — | — | — | — | 1 | — | |
| 5133 | Telecommunications | (F) | (D) | (D) | 6 | 3 | 1 | 1 | — | — | — | — | 1 | — | |
| 51332 | Wireless telecom carriers (exc satellite) | (F) | (D) | (D) | 3 | 2 | — | — | — | — | — | — | 1 | — | |
| 52 | Finance & insurance | 311 | 2 430 | 9 630 | 47 | 28 | 11 | 5 | 2 | 1 | — | — | — | — | |
| 522 | Credit intermediation & related activities | 219 | 1 644 | 6 926 | 24 | 12 | 5 | 5 | 1 | 1 | — | — | — | — | |
| 5221 | Depository credit intermediation | (C) | (D) | (D) | 22 | 11 | 4 | 5 | 1 | 1 | — | — | — | — | |
| 52211 | Commercial banking | 158 | 1 264 | 5 323 | 15 | 6 | 4 | 3 | 1 | 1 | — | — | — | — | |
| 522110 | Commercial banking | 158 | 1 264 | 5 323 | 15 | 6 | 4 | 3 | 1 | 1 | — | — | — | — | |
| 53 | Real estate & rental & leasing | (C) | (D) | (D) | 22 | 14 | 5 | 2 | 1 | — | — | — | — | — | |
| 54 | Professional, scientific & technical services | 644 | 4 326 | 17 469 | 52 | 32 | 13 | 3 | 2 | — | 2 | — | — | — | |
| 541 | Professional, scientific & technical services | 644 | 4 326 | 17 469 | 52 | 32 | 13 | 3 | 2 | — | 2 | — | — | — | |
| 5418 | Advertising & related services | 418 | 3 155 | 12 658 | 7 | 3 | 1 | 1 | — | — | 2 | — | — | — | |
| 54189 | Other services related to advertising | (E) | (D) | (D) | 6 | 2 | 1 | 1 | — | — | 2 | — | — | — | |
| 55 | Management of companies & enterprises | (G) | (D) | (D) | 4 | 2 | — | — | — | — | — | — | 2 | — | |
| 551 | Management of companies & enterprises | (G) | (D) | (D) | 4 | 2 | — | — | — | — | — | — | 2 | — | |
| 5511 | Management of companies & enterprises | (G) | (D) | (D) | 4 | 2 | — | — | — | — | — | — | 2 | — | |
| 55111 | Management of companies & enterprises | (G) | (D) | (D) | 4 | 2 | — | — | — | — | — | — | 2 | — | |
| 56 | Admin, support, waste mgt, remediation services | (C) | (D) | (D) | 28 | 21 | 4 | 1 | 2 | — | — | — | — | — | |
| 61 | Educational services | (B) | (D) | (D) | 5 | 3 | — | 1 | 1 | — | — | — | — | — | |
| 62 | Health care and social assistance | 1 255 | 6 811 | 30 307 | 82 | 36 | 23 | 10 | 7 | 4 | 1 | 1 | — | — | |
| 621 | Ambulatory health care services | 319 | 2 287 | 10 356 | 38 | 20 | 9 | 5 | 3 | 1 | — | — | — | — | |
| 6211 | Offices of physicians | 115 | 1 024 | 4 945 | 12 | 7 | 3 | 1 | — | 1 | — | — | — | — | |
| 62111 | Offices of physicians | 115 | 1 024 | 4 945 | 12 | 7 | 3 | 1 | — | 1 | — | — | — | — | |
| 622 | Hospitals | (E) | (D) | (D) | 1 | — | — | — | — | — | — | 1 | — | — | |
| 6221 | General medical & surgical hospitals | (E) | (D) | (D) | 1 | — | — | — | — | — | — | 1 | — | — | |
| 62211 | General medical & surgical hospitals | (E) | (D) | (D) | 1 | — | — | — | — | — | — | 1 | — | — | |
| 623 | Nursing & residential care facilities | 498 | 2 094 | 8 623 | 25 | 6 | 10 | 3 | 2 | 3 | 1 | — | — | — | |
| 6231 | Nursing care facilities | 202 | 686 | 2 774 | 4 | — | — | — | 2 | 2 | — | — | — | — | |
| 62311 | Nursing care facilities | 202 | 686 | 2 774 | 4 | — | — | — | 2 | 2 | — | — | — | — | |
| 623110 | Nursing care facilities | 202 | 686 | 2 774 | 4 | — | — | — | 2 | 2 | — | — | — | — | |
| 6232 | Residential mental retardation, health facil | (C) | (D) | (D) | 18 | 5 | 9 | 3 | — | 1 | — | — | — | — | |
| 62321 | Residential mental retardation facilities | (C) | (D) | (D) | 13 | 2 | 8 | 3 | — | — | — | — | — | — | |
| 6233 | Community care facilities for the elderly | (C) | (D) | (D) | 1 | — | — | — | — | — | 1 | — | — | — | |
| 62331 | Community care facilities for the elderly | (C) | (D) | (D) | 1 | — | — | — | — | — | 1 | — | — | — | |
| 624 | Social assistance | (C) | (D) | (D) | 18 | 10 | 4 | 2 | 2 | — | — | — | — | — | |
| 71 | Arts, entertainment & recreation | (B) | (D) | (D) | 11 | 7 | 2 | 1 | 1 | — | — | — | — | — | |

See footnotes at end of table.

Table 6. Counties—Employees, Payroll, and Establishments by Industry: 2001—Con.

[Excludes most government employees, railroad employees, and self-employed persons. Size class 1 to 4 includes establishments with payroll, but no employees, during mid-March pay period. (D) denotes figures withheld to avoid disclosing data for individual companies; the data are included in broader industry totals. Detailed industries with 100 or more employees are shown if industry was not a (D). For explanation of terms, abbreviations, and data reliability/comparability, see introductory text]

| NAICS code | Industry | Number of employees for week including March 12 | Payroll (\$1,000) | | Total number of establishments | Number of establishments by employment-size class | | | | | | | | |
|--------------------|--|---|-------------------|----------------|--------------------------------|---|------------|-----------|-----------|-----------|------------|------------|------------|---------------|
| | | | First quarter | Annual | | 1 to 4 | 5 to 9 | 10 to 19 | 20 to 49 | 50 to 99 | 100 to 249 | 250 to 499 | 500 to 999 | 1,000 or more |
| JASPER—Con. | | | | | | | | | | | | | | |
| 72 | Accommodation & food services | 927 | 1 592 | 7 531 | 74 | 29 | 15 | 13 | 14 | 2 | 1 | — | — | — |
| 721 | Accommodation | 152 | 291 | 1 361 | 10 | 3 | 2 | 3 | 1 | 1 | — | — | — | — |
| 7211 | Traveler accommodation | 152 | 291 | 1 361 | 10 | 3 | 2 | 3 | 1 | 1 | — | — | — | — |
| 72111 | Hotels (exc casino hotels) & motels | (C) | (D) | (D) | 8 | 1 | 2 | 3 | 1 | 1 | — | — | — | — |
| 722 | Food services & drinking places | 775 | 1 301 | 6 170 | 64 | 26 | 13 | 10 | 13 | 1 | 1 | — | — | — |
| 7221 | Full-service restaurants | 347 | 588 | 2 651 | 29 | 10 | 8 | 3 | 7 | 1 | — | — | — | — |
| 72211 | Full-service restaurants | 347 | 588 | 2 651 | 29 | 10 | 8 | 3 | 7 | 1 | — | — | — | — |
| 722110 | Full-service restaurants | 347 | 588 | 2 651 | 29 | 10 | 8 | 3 | 7 | 1 | — | — | — | — |
| 7222 | Limited-service eating places | 369 | 616 | 3 046 | 22 | 7 | 4 | 4 | 6 | — | 1 | — | — | — |
| 72221 | Limited-service eating places | 369 | 616 | 3 046 | 22 | 7 | 4 | 4 | 6 | — | 1 | — | — | — |
| 722211 | Limited-service restaurants | 364 | 615 | 2 966 | 18 | 4 | 3 | 4 | 6 | — | 1 | — | — | — |
| 81 | Other services (except public administration) | 610 | 1 706 | 6 990 | 107 | 66 | 31 | 8 | 1 | — | 1 | — | — | — |
| 811 | Repair & maintenance | 108 | 489 | 2 034 | 29 | 21 | 7 | 1 | — | — | — | — | — | — |
| 812 | Personal & laundry services | 110 | 316 | 1 245 | 24 | 15 | 6 | 3 | — | — | — | — | — | — |
| 813 | Religious, grantmaking, civic, prof & like organizations | 392 | 901 | 3 711 | 54 | 30 | 18 | 4 | 1 | — | 1 | — | — | — |
| 8131 | Religious organizations | 145 | 337 | 1 423 | 34 | 22 | 9 | 3 | — | — | — | — | — | — |
| 81311 | Religious organizations | 145 | 337 | 1 423 | 34 | 22 | 9 | 3 | — | — | — | — | — | — |
| 813110 | Religious organizations | 145 | 337 | 1 423 | 34 | 22 | 9 | 3 | — | — | — | — | — | — |
| 8134 | Civic & social organizations | 176 | 259 | 1 011 | 10 | 4 | 5 | — | — | — | 1 | — | — | — |
| 81341 | Civic & social organizations | 176 | 259 | 1 011 | 10 | 4 | 5 | — | — | — | 1 | — | — | — |
| 813410 | Civic & social organizations | 176 | 259 | 1 011 | 10 | 4 | 5 | — | — | — | 1 | — | — | — |
| 99 | Unclassified establishments | (A) | (D) | (D) | 8 | 8 | — | — | — | — | — | — | — | — |
| JEFFERSON | | | | | | | | | | | | | | |
| | Total | 7 393 | 51 265 | 200 191 | 670 | 418 | 130 | 51 | 39 | 19 | 10 | 2 | 1 | — |
| 11 | Forestry, fishing, hunting, and agriculture support | (A) | (D) | (D) | 2 | 1 | 1 | — | — | — | — | — | — | — |
| 22 | Utilities | (B) | (D) | (D) | 2 | — | 1 | 1 | — | — | — | — | — | — |
| 23 | Construction | 299 | 1 324 | 6 155 | 47 | 37 | 6 | 1 | 1 | 2 | — | — | — | — |
| 233 | Building, developing & general contracting | (C) | (D) | (D) | 18 | 15 | 2 | — | — | 1 | — | — | — | — |
| 2333 | Nonresidential building construction | (C) | (D) | (D) | 2 | — | 1 | — | — | 1 | — | — | — | — |
| 23332 | Commercial & institutional bldg construction | (C) | (D) | (D) | 2 | — | 1 | — | — | 1 | — | — | — | — |
| 235 | Special trade contractors | (C) | (D) | (D) | 28 | 21 | 4 | 1 | 1 | 1 | — | — | — | — |
| 31-33 | Manufacturing | 1 648 | 15 862 | 59 079 | 46 | 20 | 9 | 1 | 6 | 4 | 5 | 1 | — | — |
| 326 | Plastics & rubber products mfg | 226 | 2 716 | 8 354 | 4 | — | 1 | — | 1 | 1 | 1 | — | — | — |
| 3261 | Plastics product mfg | 226 | 2 716 | 8 354 | 4 | — | 1 | — | 1 | 1 | 1 | — | — | — |
| 32619 | Other plastics product mfg | (C) | (D) | (D) | 2 | — | — | — | 1 | — | 1 | — | — | — |
| 331 | Primary metal mfg | (E) | (D) | (D) | 2 | — | — | — | — | — | 1 | 1 | — | — |
| 3315 | Foundries | (E) | (D) | (D) | 2 | — | — | — | — | — | 1 | 1 | — | — |
| 33151 | Ferrous metal foundries | (E) | (D) | (D) | 1 | — | — | — | — | — | — | 1 | — | — |
| 33152 | Nonferrous metal foundries | (C) | (D) | (D) | 1 | — | — | — | — | — | 1 | — | — | — |
| 333 | Machinery mfg | 340 | 3 255 | 11 330 | 5 | 1 | — | — | 2 | 1 | 1 | — | — | — |
| 3333 | Commercial & service industry machinery mfg | (C) | (D) | (D) | 2 | 1 | — | — | — | — | 1 | — | — | — |
| 33331 | Commercial & service industry machinery mfg | (C) | (D) | (D) | 2 | 1 | — | — | — | — | 1 | — | — | — |
| 336 | Transportation equipment mfg | (C) | (D) | (D) | 1 | — | — | — | — | — | 1 | — | — | — |
| 3363 | Motor vehicle parts mfg | (C) | (D) | (D) | 1 | — | — | — | — | — | 1 | — | — | — |
| 33635 | MV transmission & power train parts mfg | (C) | (D) | (D) | 1 | — | — | — | — | — | 1 | — | — | — |
| 339 | Miscellaneous mfg | (C) | (D) | (D) | 3 | 2 | — | — | — | — | 1 | — | — | — |
| 3399 | Other miscellaneous mfg | (C) | (D) | (D) | 3 | 2 | — | — | — | — | 1 | — | — | — |
| 33999 | All other misc mfg | (C) | (D) | (D) | 1 | — | — | — | — | — | 1 | — | — | — |
| 42 | Wholesale trade | 296 | 1 941 | 8 437 | 43 | 21 | 13 | 4 | 5 | — | — | — | — | — |
| 421 | Wholesale trade, durable goods | 145 | 1 153 | 4 594 | 24 | 12 | 9 | 1 | 2 | — | — | — | — | — |
| 422 | Wholesale trade, nondurable goods | 151 | 788 | 3 843 | 19 | 9 | 4 | 3 | 3 | — | — | — | — | — |
| 44-45 | Retail trade | 1 392 | 9 114 | 34 325 | 92 | 38 | 34 | 11 | 4 | 2 | 2 | 1 | — | — |
| 441 | Motor vehicle & parts dealers | 143 | 862 | 3 778 | 15 | 5 | 6 | 2 | 2 | — | — | — | — | — |
| 445 | Food & beverage stores | (C) | (D) | (D) | 5 | 3 | — | — | — | 1 | 1 | — | — | — |
| 4451 | Grocery stores | (C) | (D) | (D) | 3 | 1 | — | — | — | 1 | 1 | — | — | — |
| 44511 | Grocery (except convenience) stores | (C) | (D) | (D) | 2 | — | — | — | — | 1 | 1 | — | — | — |
| 446 | Health & personal care stores | 126 | 506 | 2 412 | 10 | 4 | 3 | 1 | 1 | 1 | — | — | — | — |
| 4461 | Health & personal care stores | 126 | 506 | 2 412 | 10 | 4 | 3 | 1 | 1 | 1 | — | — | — | — |
| 452 | General merchandise stores | (C) | (D) | (D) | 2 | — | 1 | — | — | — | — | 1 | — | — |
| 4521 | Department stores | (C) | (D) | (D) | 1 | — | — | — | — | — | — | 1 | — | — |
| 45211 | Department stores | (C) | (D) | (D) | 1 | — | — | — | — | — | — | 1 | — | — |
| 454 | Nonstore retailers | (E) | (D) | (D) | 9 | 4 | 3 | — | 1 | — | — | — | 1 | — |
| 4543 | Direct selling establishments | (E) | (D) | (D) | 3 | — | 2 | — | — | — | — | — | 1 | — |
| 45439 | Other direct selling establishments | (E) | (D) | (D) | 2 | — | 1 | — | — | — | — | — | 1 | — |

See footnotes at end of table.

Table 6. Counties—Employees, Payroll, and Establishments by Industry: 2001—Con.

[Excludes most government employees, railroad employees, and self-employed persons. Size class 1 to 4 includes establishments with payroll, but no employees, during mid-March pay period. (D) denotes figures withheld to avoid disclosing data for individual companies; the data are included in broader industry totals. Detailed industries with 100 or more employees are shown if industry was not a (D). For explanation of terms, abbreviations, and data reliability/comparability, see introductory text]

| NAICS code | Industry | Number of employees for week including March 12 | Payroll (\$1,000) | | Total number of establishments | Number of establishments by employment-size class | | | | | | | | |
|-----------------------|--|---|-------------------|---------------|--------------------------------|---|-----------|----------|----------|----------|------------|------------|------------|---------------|
| | | | First quarter | Annual | | 1 to 4 | 5 to 9 | 10 to 19 | 20 to 49 | 50 to 99 | 100 to 249 | 250 to 499 | 500 to 999 | 1,000 or more |
| JEFFERSON—Con. | | | | | | | | | | | | | | |
| 48-49 | Transportation & warehousing | 151 | 1 241 | 6 282 | 22 | 19 | 1 | 1 | — | — | 1 | — | — | — |
| 484 | Truck transportation | 137 | 1 167 | 5 939 | 17 | 15 | 1 | — | — | — | 1 | — | — | — |
| 4841 | General freight trucking | (C) | (D) | (D) | 16 | 14 | 1 | — | — | — | 1 | — | — | — |
| 48412 | General freight trucking, long-distance | 132 | 1 149 | 5 847 | 14 | 12 | 1 | — | — | — | 1 | — | — | — |
| 484121 | General freight trucking, long-distance, TL .. | 132 | 1 149 | 5 847 | 14 | 12 | 1 | — | — | — | 1 | — | — | — |
| 51 | Information | 302 | 3 187 | 11 225 | 33 | 19 | 6 | 3 | 4 | 1 | — | — | — | — |
| 511 | Publishing industries | 157 | 2 186 | 8 116 | 12 | 6 | 2 | 2 | 1 | 1 | — | — | — | — |
| 52 | Finance & insurance | 295 | 2 388 | 10 073 | 51 | 36 | 7 | 5 | 2 | 1 | — | — | — | — |
| 522 | Credit intermediation & related activities | 129 | 927 | 3 759 | 13 | 6 | 2 | 3 | 2 | — | — | — | — | — |
| 5221 | Depository credit intermediation | (C) | (D) | (D) | 11 | 4 | 2 | 3 | 2 | — | — | — | — | — |
| 52211 | Commercial banking | 117 | 865 | 3 509 | 9 | 2 | 2 | 3 | 2 | — | — | — | — | — |
| 522110 | Commercial banking | 117 | 865 | 3 509 | 9 | 2 | 2 | 3 | 2 | — | — | — | — | — |
| 523 | Security, commodity contracts & like activity | 123 | 1 194 | 5 164 | 24 | 19 | 2 | 2 | — | 1 | — | — | — | — |
| 5231 | Scrtcy & comdty contracts intermed & brokerage. | 117 | 1 166 | 4 994 | 15 | 10 | 2 | 2 | — | 1 | — | — | — | — |
| 53 | Real estate & rental & leasing | (B) | (D) | (D) | 17 | 14 | 2 | 1 | — | — | — | — | — | — |
| 54 | Professional, scientific & technical services | 705 | 7 847 | 30 213 | 131 | 102 | 14 | 8 | 3 | 3 | 1 | — | — | — |
| 541 | Professional, scientific & technical services | 705 | 7 847 | 30 213 | 131 | 102 | 14 | 8 | 3 | 3 | 1 | — | — | — |
| 5413 | Architectural, engineering & related services ... | 192 | 2 265 | 9 378 | 11 | 4 | 3 | — | 3 | 1 | — | — | — | — |
| 54133 | Engineering services | 122 | 1 672 | 7 232 | 6 | 1 | 2 | — | 3 | — | — | — | — | — |
| 541330 | Engineering services | 122 | 1 672 | 7 232 | 6 | 1 | 2 | — | 3 | — | — | — | — | — |
| 5415 | Computer systems design & related services ... | 141 | 1 827 | 7 084 | 28 | 25 | 1 | 1 | — | — | 1 | — | — | — |
| 54151 | Computer systems design & related services . | 141 | 1 827 | 7 084 | 28 | 25 | 1 | 1 | — | — | 1 | — | — | — |
| 55 | Management of companies & enterprises . | 53 | 730 | 3 007 | 3 | — | — | 2 | 1 | — | — | — | — | — |
| 56 | Admin, support, waste mgmt, remediation services | 111 | 682 | 2 407 | 24 | 18 | 3 | 2 | 1 | — | — | — | — | — |
| 561 | Administrative & support services | (C) | (D) | (D) | 23 | 17 | 3 | 2 | 1 | — | — | — | — | — |
| 61 | Educational services | (F) | (D) | (D) | 9 | 7 | 1 | — | — | — | — | — | 1 | — |
| 611 | Educational services | (F) | (D) | (D) | 9 | 7 | 1 | — | — | — | — | — | — | 1 |
| 6113 | Colleges, universities & professional schools ... | (F) | (D) | (D) | 3 | 2 | — | — | — | — | — | — | — | 1 |
| 61131 | Colleges, universities & professional schools . | (F) | (D) | (D) | 3 | 2 | — | — | — | — | — | — | — | 1 |
| 62 | Health care and social assistance | 699 | 3 603 | 15 813 | 49 | 25 | 13 | 1 | 6 | 3 | 1 | — | — | — |
| 621 | Ambulatory health care services | 204 | 1 237 | 5 682 | 27 | 17 | 5 | 1 | 3 | 1 | — | — | — | — |
| 6211 | Offices of physicians | 128 | 692 | 3 284 | 9 | 4 | 2 | — | 2 | 1 | — | — | — | — |
| 62111 | Offices of physicians | 128 | 692 | 3 284 | 9 | 4 | 2 | — | 2 | 1 | — | — | — | — |
| 622 | Hospitals | (C) | (D) | (D) | 1 | — | — | — | — | — | 1 | — | — | — |
| 6221 | General medical & surgical hospitals | (C) | (D) | (D) | 1 | — | — | — | — | — | 1 | — | — | — |
| 62211 | General medical & surgical hospitals | (C) | (D) | (D) | 1 | — | — | — | — | — | 1 | — | — | — |
| 623 | Nursing & residential care facilities | 217 | 860 | 3 566 | 6 | 1 | 1 | — | 2 | 2 | — | — | — | — |
| 6231 | Nursing care facilities | (C) | (D) | (D) | 2 | — | — | — | — | 2 | — | — | — | — |
| 62311 | Nursing care facilities | (C) | (D) | (D) | 2 | — | — | — | — | 2 | — | — | — | — |
| 71 | Arts, entertainment & recreation | 52 | 118 | 603 | 11 | 8 | 1 | 1 | 1 | — | — | — | — | — |
| 72 | Accommodation & food services | 424 | 695 | 2 774 | 30 | 13 | 3 | 7 | 4 | 3 | — | — | — | — |
| 721 | Accommodation | 132 | 266 | 1 142 | 5 | 1 | — | 1 | 2 | 1 | — | — | — | — |
| 7211 | Traveler accommodation | 132 | 266 | 1 142 | 5 | 1 | — | 1 | 2 | 1 | — | — | — | — |
| 72111 | Hotels (exc casino hotels) & motels | 132 | 266 | 1 142 | 5 | 1 | — | 1 | 2 | 1 | — | — | — | — |
| 721110 | Hotels (exc casino hotels) & motels | 132 | 266 | 1 142 | 5 | 1 | — | 1 | 2 | 1 | — | — | — | — |
| 722 | Food services & drinking places | 292 | 429 | 1 632 | 25 | 12 | 3 | 6 | 2 | 2 | — | — | — | — |
| 7221 | Full-service restaurants | (C) | (D) | (D) | 13 | 7 | 1 | 3 | 1 | 1 | — | — | — | — |
| 72211 | Full-service restaurants | (C) | (D) | (D) | 13 | 7 | 1 | 3 | 1 | 1 | — | — | — | — |
| 7222 | Limited-service eating places | 140 | 250 | 1 004 | 10 | 3 | 2 | 3 | 1 | 1 | — | — | — | — |
| 72221 | Limited-service eating places | 140 | 250 | 1 004 | 10 | 3 | 2 | 3 | 1 | 1 | — | — | — | — |
| 81 | Other services (except public administration) | 213 | 639 | 2 659 | 55 | 37 | 15 | 2 | 1 | — | — | — | — | — |
| 813 | Religious, grantmaking, civic, prof & like organizations | 130 | 305 | 1 258 | 25 | 12 | 11 | 1 | 1 | — | — | — | — | — |
| 99 | Unclassified establishments | 1 | 1 | 18 | 3 | 3 | — | — | — | — | — | — | — | — |

See footnotes at end of table.

Table 6. Counties—Employees, Payroll, and Establishments by Industry: 2001—Con.

[Excludes most government employees, railroad employees, and self-employed persons. Size class 1 to 4 includes establishments with payroll, but no employees, during mid-March pay period. (D) denotes figures withheld to avoid disclosing data for individual companies; the data are included in broader industry totals. Detailed industries with 100 or more employees are shown if industry was not a (D). For explanation of terms, abbreviations, and data reliability/comparability, see introductory text]

| NAICS code | Industry | Number of employees for week including March 12 | Payroll (\$1,000) | | Total number of establishments | Number of establishments by employment-size class | | | | | | | | |
|----------------|---|---|-------------------|------------------|--------------------------------|---|------------|------------|------------|-----------|------------|------------|------------|---------------|
| | | | First quarter | Annual | | 1 to 4 | 5 to 9 | 10 to 19 | 20 to 49 | 50 to 99 | 100 to 249 | 250 to 499 | 500 to 999 | 1,000 or more |
| JOHNSON | | | | | | | | | | | | | | |
| | Total | 52 276 | 336 003 | 1 401 994 | 2 638 | 1 288 | 532 | 418 | 262 | 72 | 43 | 10 | 6 | 7 |
| 21 | Mining | (B) | (D) | (D) | 3 | — | 1 | 1 | 1 | — | — | — | — | — |
| 22 | Utilities | 86 | 1 119 | 4 621 | 3 | — | 2 | — | — | 1 | — | — | — | — |
| 23 | Construction | 2 406 | 18 751 | 87 910 | 321 | 200 | 60 | 31 | 24 | 4 | 2 | — | — | — |
| 233 | Building, developing & general contracting | 840 | 6 188 | 26 508 | 127 | 84 | 28 | 7 | 6 | — | 2 | — | — | — |
| 2332 | Residential building construction | 435 | 2 486 | 11 080 | 99 | 66 | 24 | 5 | 4 | — | — | — | — | — |
| 23321 | Single-family housing construction | 416 | 2 334 | 10 396 | 94 | 63 | 22 | 5 | 4 | — | — | — | — | — |
| 233210 | Single-family housing construction | 416 | 2 334 | 10 396 | 94 | 63 | 22 | 5 | 4 | — | — | — | — | — |
| 2333 | Nonresidential building construction | (E) | (D) | (D) | 18 | 11 | 2 | 1 | 2 | — | 2 | — | — | — |
| 23332 | Commercial & institutional bldg construction .. | 373 | 3 564 | 14 201 | 17 | 10 | 2 | 1 | 2 | — | 2 | — | — | — |
| 233320 | Commercial & institutional bldg construction .. | 373 | 3 564 | 14 201 | 17 | 10 | 2 | 1 | 2 | — | 2 | — | — | — |
| 234 | Heavy construction | 189 | 1 788 | 12 575 | 14 | 5 | 2 | 4 | 3 | — | — | — | — | — |
| 2349 | Other heavy construction | 109 | 1 000 | 4 862 | 9 | 4 | 2 | 1 | 2 | — | — | — | — | — |
| 235 | Special trade contractors | 1 377 | 10 775 | 48 827 | 180 | 111 | 30 | 20 | 15 | 4 | — | — | — | — |
| 2351 | Plumbing, heating & AC contractor | 351 | 2 883 | 13 363 | 40 | 25 | 6 | 2 | 6 | 1 | — | — | — | — |
| 23511 | Plumbing, heating & AC contractor | 351 | 2 883 | 13 363 | 40 | 25 | 6 | 2 | 6 | 1 | — | — | — | — |
| 235110 | Plumbing, heating & AC contractor | 351 | 2 883 | 13 363 | 40 | 25 | 6 | 2 | 6 | 1 | — | — | — | — |
| 2353 | Electrical contractors | 277 | 2 332 | 10 007 | 26 | 11 | 7 | 3 | 4 | 1 | — | — | — | — |
| 23531 | Electrical contractors | 277 | 2 332 | 10 007 | 26 | 11 | 7 | 3 | 4 | 1 | — | — | — | — |
| 235310 | Electrical contractors | 277 | 2 332 | 10 007 | 26 | 11 | 7 | 3 | 4 | 1 | — | — | — | — |
| 2354 | Masonry, drywall, insulation, tile contractors | 124 | 605 | 2 862 | 25 | 15 | 4 | 6 | — | — | — | — | — | — |
| 2355 | Carpentry & floor contractors | 211 | 1 592 | 6 241 | 27 | 18 | 5 | 2 | 1 | 1 | — | — | — | — |
| 23551 | Carpentry contractors | 186 | 1 477 | 5 681 | 23 | 15 | 5 | 1 | 1 | 1 | — | — | — | — |
| 235510 | Carpentry contractors | 186 | 1 477 | 5 681 | 23 | 15 | 5 | 1 | 1 | 1 | — | — | — | — |
| 2356 | Roofing, siding, & sheet metal contractors | 143 | 1 155 | 5 257 | 10 | 6 | 1 | 1 | 1 | 1 | — | — | — | — |
| 23561 | Roofing, siding, & sheet metal contractors ... | 143 | 1 155 | 5 257 | 10 | 6 | 1 | 1 | 1 | 1 | — | — | — | — |
| 235610 | Roofing, siding, & sheet metal contractors . | 143 | 1 155 | 5 257 | 10 | 6 | 1 | 1 | 1 | 1 | — | — | — | — |
| 2357 | Concrete contractors | 181 | 1 612 | 8 185 | 20 | 10 | 3 | 4 | 3 | — | — | — | — | — |
| 23571 | Concrete contractors | 181 | 1 612 | 8 185 | 20 | 10 | 3 | 4 | 3 | — | — | — | — | — |
| 235710 | Concrete contractors | 181 | 1 612 | 8 185 | 20 | 10 | 3 | 4 | 3 | — | — | — | — | — |
| 31-33 | Manufacturing | 4 843 | 41 687 | 170 518 | 72 | 38 | 7 | 10 | 4 | 4 | 3 | 2 | 4 | — |
| 311 | Food mfg | 341 | 3 200 | 12 012 | 8 | 2 | — | 1 | 1 | 4 | — | — | — | — |
| 3115 | Dairy product mfg | (C) | (D) | (D) | 2 | — | — | — | — | 2 | — | — | — | — |
| 31151 | Dairy product (exc frozen) mfg | (C) | (D) | (D) | 2 | — | — | — | — | 2 | — | — | — | — |
| 322 | Paper mfg | (C) | (D) | (D) | 1 | — | — | — | — | — | 1 | — | — | — |
| 3222 | Converted paper product mfg | (C) | (D) | (D) | 1 | — | — | — | — | — | 1 | — | — | — |
| 32222 | Paper bag & coated & treated paper mfg | (C) | (D) | (D) | 1 | — | — | — | — | — | 1 | — | — | — |
| 323 | Printing & related support activities | 534 | 5 145 | 17 576 | 12 | 5 | 1 | 3 | 1 | — | 1 | 1 | — | — |
| 3231 | Printing & related support activities | 534 | 5 145 | 17 576 | 12 | 5 | 1 | 3 | 1 | — | 1 | 1 | — | — |
| 32311 | Printing | 534 | 5 145 | 17 576 | 12 | 5 | 1 | 3 | 1 | — | 1 | 1 | — | — |
| 325 | Chemical mfg | (F) | (D) | (D) | 3 | 1 | — | 1 | — | — | — | — | 1 | — |
| 3256 | Soap, cleaners & toilet preparation mfg | (F) | (D) | (D) | 2 | 1 | — | — | — | — | — | — | 1 | — |
| 32562 | Toilet preparation mfg | (F) | (D) | (D) | 1 | — | — | — | — | — | — | — | 1 | — |
| 326 | Plastics & rubber products mfg | 1 398 | 9 963 | 44 950 | 5 | 1 | — | 1 | — | — | 1 | 1 | 1 | — |
| 3261 | Plastics product mfg | (G) | (D) | (D) | 4 | 1 | — | — | — | — | 1 | 1 | 1 | — |
| 32615 | Foam product (exc polystyrene) mfg | (F) | (D) | (D) | 1 | — | — | — | — | — | — | — | 1 | — |
| 32619 | Other plastics product mfg | (E) | (D) | (D) | 3 | 1 | — | — | — | — | 1 | 1 | — | — |
| 333 | Machinery mfg | (F) | (D) | (D) | 2 | — | — | — | 1 | — | — | — | 1 | — |
| 3336 | Engine, turbine & power transmsn equip mfg ... | (F) | (D) | (D) | 1 | — | — | — | — | — | — | — | 1 | — |
| 33361 | Engine, turbine & power transmsn equip mfg . | (F) | (D) | (D) | 1 | — | — | — | — | — | — | — | 1 | — |
| 339 | Miscellaneous mfg | (F) | (D) | (D) | 15 | 10 | 2 | 1 | 1 | — | — | — | 1 | — |
| 3399 | Other miscellaneous mfg | (F) | (D) | (D) | 5 | 4 | — | — | — | — | — | — | 1 | — |
| 33999 | All other misc mfg | (F) | (D) | (D) | 2 | 1 | — | — | — | — | — | — | 1 | — |
| 42 | Wholesale trade | 1 275 | 9 587 | 40 883 | 100 | 57 | 24 | 7 | 7 | 3 | 1 | 1 | — | — |
| 421 | Wholesale trade, durable goods | 462 | 3 393 | 12 688 | 53 | 30 | 13 | 4 | 4 | 2 | — | — | — | — |
| 4216 | Electrical goods whsle | 104 | 892 | 2 512 | 8 | 5 | 2 | — | — | 1 | — | — | — | — |
| 4219 | Miscellaneous durable goods whsle | 131 | 722 | 2 986 | 10 | 7 | — | 1 | 1 | 1 | — | — | — | — |
| 42193 | Recyclable material whsle | (C) | (D) | (D) | 3 | 1 | — | — | 1 | 1 | — | — | — | — |
| 422 | Wholesale trade, nondurable goods | 813 | 6 194 | 28 195 | 47 | 27 | 11 | 3 | 3 | 1 | 1 | 1 | — | — |
| 4224 | Grocery & related product whsle | (F) | (D) | (D) | 10 | 6 | 1 | 1 | — | — | 1 | 1 | — | — |
| 42241 | General line grocery whsle | (E) | (D) | (D) | 1 | — | — | — | — | — | — | 1 | — | — |
| 42249 | Other grocery & related products whsle | (C) | (D) | (D) | 4 | 3 | — | — | — | — | — | — | — | — |
| 4229 | Miscellaneous nondurable goods whsle | 181 | 1 390 | 6 341 | 12 | 6 | 3 | — | 2 | 1 | — | — | — | — |
| 42291 | Farm supplies whsle | (C) | (D) | (D) | 9 | 5 | 2 | — | 1 | 1 | — | — | — | — |

See footnotes at end of table.

Table 6. Counties—Employees, Payroll, and Establishments by Industry: 2001—Con.

[Excludes most government employees, railroad employees, and self-employed persons. Size class 1 to 4 includes establishments with payroll, but no employees, during mid-March pay period. (D) denotes figures withheld to avoid disclosing data for individual companies; the data are included in broader industry totals. Detailed industries with 100 or more employees are shown if industry was not a (D). For explanation of terms, abbreviations, and data reliability/comparability, see introductory text]

| NAICS code | Industry | Number of employees for week including March 12 | Payroll (\$1,000) | | Total number of establishments | Number of establishments by employment-size class | | | | | | | | | |
|---------------------|---|---|-------------------|---------------|--------------------------------|---|------------|-----------|-----------|-----------|------------|------------|------------|---------------|--|
| | | | First quarter | Annual | | 1 to 4 | 5 to 9 | 10 to 19 | 20 to 49 | 50 to 99 | 100 to 249 | 250 to 499 | 500 to 999 | 1,000 or more | |
| JOHNSON—Con. | | | | | | | | | | | | | | | |
| 81 | Other services (except public administration) | 1 738 | 7 024 | 29 564 | 270 | 137 | 81 | 44 | 7 | — | 1 | — | — | — | |
| 811 | Repair & maintenance | 414 | 2 299 | 9 640 | 81 | 46 | 23 | 12 | — | — | — | — | — | — | |
| 8111 | Automotive repair & maintenance | 323 | 1 768 | 7 536 | 57 | 32 | 14 | 11 | — | — | — | — | — | — | |
| 81111 | Automotive mechanical & electrical R&M | 147 | 775 | 3 363 | 32 | 21 | 8 | 3 | — | — | — | — | — | — | |
| 811111 | General automotive repair | 111 | 559 | 2 410 | 26 | 19 | 4 | 3 | — | — | — | — | — | — | |
| 81112 | Automotive body, paint, interior & glass repair | 122 | 793 | 3 362 | 17 | 7 | 5 | 5 | — | — | — | — | — | — | |
| 812 | Personal & laundry services | 492 | 1 735 | 7 409 | 81 | 37 | 29 | 13 | 2 | — | — | — | — | — | |
| 8121 | Personal care services | 360 | 1 307 | 5 509 | 50 | 18 | 21 | 9 | 2 | — | — | — | — | — | |
| 81211 | Hair, nail & skin care services | 300 | 1 217 | 5 189 | 46 | 17 | 21 | 7 | 1 | — | — | — | — | — | |
| 812112 | Beauty salons | 287 | 1 159 | 4 953 | 43 | 15 | 20 | 7 | 1 | — | — | — | — | — | |
| 813 | Religious, grantmaking, civic, prof & like organizations | 832 | 2 990 | 12 515 | 108 | 54 | 29 | 19 | 5 | — | 1 | — | — | — | |
| 8131 | Religious organizations | 588 | 1 931 | 7 985 | 58 | 21 | 21 | 11 | 4 | — | 1 | — | — | — | |
| 81311 | Religious organizations | 588 | 1 931 | 7 985 | 58 | 21 | 21 | 11 | 4 | — | 1 | — | — | — | |
| 813110 | Religious organizations | 588 | 1 931 | 7 985 | 58 | 21 | 21 | 11 | 4 | — | 1 | — | — | — | |
| 8134 | Civic & social organizations | 130 | 491 | 1 988 | 16 | 7 | 4 | 4 | 1 | — | — | — | — | — | |
| 81341 | Civic & social organizations | 130 | 491 | 1 988 | 16 | 7 | 4 | 4 | 1 | — | — | — | — | — | |
| 813410 | Civic & social organizations | 130 | 491 | 1 988 | 16 | 7 | 4 | 4 | 1 | — | — | — | — | — | |
| 95 | Auxiliaries (exc corporate, subsidiary & regional mgt) | (A) | (D) | (D) | 1 | 1 | — | — | — | — | — | — | — | — | |
| 99 | Unclassified establishments | 18 | 44 | 315 | 22 | 22 | — | — | — | — | — | — | — | — | |
| JONES | | | | | | | | | | | | | | | |
| | Total | 4 457 | 22 253 | 91 300 | 494 | 277 | 118 | 53 | 28 | 11 | 7 | — | — | — | |
| 11 | Forestry, fishing, hunting, and agriculture support | (A) | (D) | (D) | 2 | 2 | — | — | — | — | — | — | — | — | |
| 21 | Mining | (B) | (D) | (D) | 1 | — | — | — | — | 1 | — | — | — | — | |
| 22 | Utilities | (B) | (D) | (D) | 2 | — | — | 1 | — | 1 | — | — | — | — | |
| 23 | Construction | 228 | 986 | 5 380 | 83 | 65 | 16 | 2 | — | — | — | — | — | — | |
| 235 | Special trade contractors | 147 | 632 | 3 288 | 53 | 43 | 9 | 1 | — | — | — | — | — | — | |
| 31-33 | Manufacturing | 870 | 6 569 | 25 592 | 25 | 5 | 9 | 4 | 1 | 2 | 4 | — | — | — | |
| 326 | Plastics & rubber products mfg | (E) | (D) | (D) | 5 | 2 | — | 1 | — | — | 2 | — | — | — | |
| 3261 | Plastics product mfg | (E) | (D) | (D) | 4 | 1 | — | 1 | — | — | 2 | — | — | — | |
| 32619 | Other plastics product mfg | (E) | (D) | (D) | 3 | — | — | — | — | — | 2 | — | — | — | |
| 332 | Fabricated metal product mfg | 233 | 1 746 | 7 539 | 5 | 1 | — | 1 | 1 | 1 | 1 | — | — | — | |
| 3323 | Architectural & structural metals mfg | (C) | (D) | (D) | 2 | — | — | 1 | — | — | 1 | — | — | — | |
| 33231 | Plate work & fabricated structural prod mfg | (C) | (D) | (D) | 2 | — | — | 1 | — | — | 1 | — | — | — | |
| 333 | Machinery mfg | (C) | (D) | (D) | 3 | — | 1 | 1 | — | — | 1 | — | — | — | |
| 3339 | Other general purpose machinery mfg | (C) | (D) | (D) | 2 | — | 1 | — | — | — | 1 | — | — | — | |
| 33399 | All other general purpose machinery mfg | (C) | (D) | (D) | 1 | — | — | — | — | — | 1 | — | — | — | |
| 42 | Wholesale trade | 265 | 1 888 | 7 823 | 35 | 20 | 5 | 5 | 5 | — | — | — | — | — | |
| 421 | Wholesale trade, durable goods | 120 | 842 | 3 398 | 14 | 7 | 2 | 3 | 2 | — | — | — | — | — | |
| 422 | Wholesale trade, nondurable goods | 145 | 1 046 | 4 425 | 21 | 13 | 3 | 2 | 3 | — | — | — | — | — | |
| 44-45 | Retail trade | 909 | 3 633 | 15 288 | 84 | 36 | 25 | 15 | 4 | 3 | 1 | — | — | — | |
| 441 | Motor vehicle & parts dealers | 263 | 1 422 | 5 382 | 15 | 5 | 4 | 4 | 1 | — | 1 | — | — | — | |
| 4412 | Other motor vehicle dealers | (C) | (D) | (D) | 3 | — | 1 | 1 | — | — | 1 | — | — | — | |
| 44122 | Motorcycle & boat & other MV dealers | (C) | (D) | (D) | 2 | — | 1 | — | — | — | 1 | — | — | — | |
| 445 | Food & beverage stores | 209 | 527 | 2 205 | 10 | 3 | 3 | — | 2 | 2 | — | — | — | — | |
| 4451 | Grocery stores | (C) | (D) | (D) | 8 | 2 | 2 | — | 2 | 2 | — | — | — | — | |
| 44511 | Grocery (except convenience) stores | (C) | (D) | (D) | 7 | 2 | 2 | — | 1 | 2 | — | — | — | — | |
| 447 | Gasoline stations | 107 | 312 | 1 205 | 14 | 4 | 4 | 6 | — | — | — | — | — | — | |
| 4471 | Gasoline stations | 107 | 312 | 1 205 | 14 | 4 | 4 | 6 | — | — | — | — | — | — | |
| 44711 | Gasoline stations with convenience stores | 100 | 293 | 1 128 | 11 | 1 | 4 | 6 | — | — | — | — | — | — | |
| 447110 | Gasoline stations with convenience stores | 100 | 293 | 1 128 | 11 | 1 | 4 | 6 | — | — | — | — | — | — | |
| 452 | General merchandise stores | 128 | 487 | 1 950 | 5 | 1 | 2 | 1 | — | 1 | — | — | — | — | |
| 48-49 | Transportation & warehousing | 122 | 653 | 2 763 | 16 | 12 | 2 | 1 | — | 1 | — | — | — | — | |
| 484 | Truck transportation | 122 | 653 | 2 763 | 16 | 12 | 2 | 1 | — | 1 | — | — | — | — | |
| 51 | Information | 120 | 636 | 2 635 | 12 | 4 | 4 | 3 | 1 | — | — | — | — | — | |
| 52 | Finance & insurance | 178 | 963 | 3 996 | 30 | 18 | 6 | 5 | 1 | — | — | — | — | — | |
| 522 | Credit intermediation & related activities | 130 | 764 | 3 179 | 12 | 3 | 3 | 5 | 1 | — | — | — | — | — | |
| 5221 | Depository credit intermediation | (C) | (D) | (D) | 11 | 2 | 3 | 5 | 1 | — | — | — | — | — | |
| 52211 | Commercial banking | 119 | 715 | 2 958 | 9 | 1 | 2 | 5 | 1 | — | — | — | — | — | |
| 522110 | Commercial banking | 119 | 715 | 2 958 | 9 | 1 | 2 | 5 | 1 | — | — | — | — | — | |
| 53 | Real estate & rental & leasing | (A) | (D) | (D) | 11 | 11 | — | — | — | — | — | — | — | — | |
| 54 | Professional, scientific & technical services | 155 | 805 | 2 892 | 27 | 11 | 13 | 3 | — | — | — | — | — | — | |
| 541 | Professional, scientific & technical services | 155 | 805 | 2 892 | 27 | 11 | 13 | 3 | — | — | — | — | — | — | |
| 55 | Management of companies & enterprises | (A) | (D) | (D) | 1 | — | — | 1 | — | — | — | — | — | — | |
| 56 | Admin, support, waste mgt, remediation services | 81 | 547 | 1 434 | 12 | 9 | 2 | — | — | 1 | — | — | — | — | |

See footnotes at end of table.

Table 6. Counties—Employees, Payroll, and Establishments by Industry: 2001—Con.

[Excludes most government employees, railroad employees, and self-employed persons. Size class 1 to 4 includes establishments with payroll, but no employees, during mid-March pay period. (D) denotes figures withheld to avoid disclosing data for individual companies; the data are included in broader industry totals. Detailed industries with 100 or more employees are shown if industry was not a (D). For explanation of terms, abbreviations, and data reliability/comparability, see introductory text]

| NAICS code | Industry | Number of employees for week including March 12 | Payroll (\$1,000) | | Total number of establishments | Number of establishments by employment-size class | | | | | | | | |
|-------------------|--|---|-------------------|--------|--------------------------------|---|--------|----------|----------|----------|------------|------------|------------|---------------|
| | | | First quarter | Annual | | 1 to 4 | 5 to 9 | 10 to 19 | 20 to 49 | 50 to 99 | 100 to 249 | 250 to 499 | 500 to 999 | 1,000 or more |
| JONES—Con. | | | | | | | | | | | | | | |
| 61 | Educational services | 87 | 365 | 1 596 | 7 | 3 | 1 | 1 | 2 | — | — | — | — | — |
| 62 | Health care and social assistance | 714 | 2 696 | 11 185 | 42 | 16 | 11 | 5 | 6 | 2 | 2 | — | — | — |
| 621 | Ambulatory health care services | 215 | 936 | 4 179 | 22 | 9 | 6 | 3 | 4 | — | — | — | — | — |
| 622 | Hospitals | (C) | (D) | (D) | 2 | — | 1 | — | — | — | 1 | — | — | — |
| 6221 | General medical & surgical hospitals | (C) | (D) | (D) | 1 | — | — | — | — | — | 1 | — | — | — |
| 62211 | General medical & surgical hospitals | (C) | (D) | (D) | 1 | — | — | — | — | — | 1 | — | — | — |
| 623 | Nursing & residential care facilities | (C) | (D) | (D) | 7 | 2 | 1 | — | 2 | 1 | 1 | — | — | — |
| 6231 | Nursing care facilities | 193 | 760 | 2 975 | 3 | — | — | — | 1 | 1 | 1 | — | — | — |
| 62311 | Nursing care facilities | 193 | 760 | 2 975 | 3 | — | — | — | 1 | 1 | 1 | — | — | — |
| 623110 | Nursing care facilities | 193 | 760 | 2 975 | 3 | — | — | — | 1 | 1 | 1 | — | — | — |
| 624 | Social assistance | (C) | (D) | (D) | 11 | 5 | 3 | 2 | — | 1 | — | — | — | — |
| 71 | Arts, entertainment & recreation | 48 | 70 | 450 | 8 | 5 | 2 | — | 1 | — | — | — | — | — |
| 72 | Accommodation & food services | 333 | 505 | 2 216 | 35 | 15 | 8 | 5 | 7 | — | — | — | — | — |
| 722 | Food services & drinking places | (E) | (D) | (D) | 33 | 14 | 7 | 5 | 7 | — | — | — | — | — |
| 7221 | Full-service restaurants | 113 | 144 | 710 | 12 | 5 | 2 | 3 | 2 | — | — | — | — | — |
| 72211 | Full-service restaurants | 113 | 144 | 710 | 12 | 5 | 2 | 3 | 2 | — | — | — | — | — |
| 722110 | Full-service restaurants | 113 | 144 | 710 | 12 | 5 | 2 | 3 | 2 | — | — | — | — | — |
| 7222 | Limited-service eating places | 148 | 255 | 1 016 | 11 | 3 | 2 | 2 | 4 | — | — | — | — | — |
| 72221 | Limited-service eating places | 148 | 255 | 1 016 | 11 | 3 | 2 | 2 | 4 | — | — | — | — | — |
| 81 | Other services (except public administration) | 179 | 568 | 2 370 | 56 | 40 | 14 | 2 | — | — | — | — | — | — |
| 99 | Unclassified establishments | 5 | 13 | 70 | 5 | 5 | — | — | — | — | — | — | — | — |
| KEOKUK | | | | | | | | | | | | | | |
| | Total | 1 753 | 8 744 | 38 422 | 269 | 167 | 54 | 31 | 10 | 7 | — | — | — | — |
| 11 | Forestry, fishing, hunting, and agriculture support | (B) | (D) | (D) | 4 | 2 | 1 | — | — | 1 | — | — | — | — |
| 21 | Mining | (A) | (D) | (D) | 2 | 2 | — | — | — | — | — | — | — | — |
| 22 | Utilities | (A) | (D) | (D) | 2 | — | 2 | — | — | — | — | — | — | — |
| 23 | Construction | 111 | 566 | 3 969 | 32 | 23 | 7 | 2 | — | — | — | — | — | — |
| 31-33 | Manufacturing | 246 | 1 096 | 4 739 | 13 | 4 | 2 | 2 | 4 | 1 | — | — | — | — |
| 42 | Wholesale trade | 74 | 398 | 1 798 | 19 | 13 | 3 | 3 | — | — | — | — | — | — |
| 44-45 | Retail trade | 411 | 1 849 | 8 297 | 49 | 22 | 10 | 12 | 4 | 1 | — | — | — | — |
| 444 | Bldg material & garden equip & supp dealers | 145 | 951 | 4 137 | 15 | 8 | 3 | 2 | 1 | 1 | — | — | — | — |
| 4442 | Lawn & garden equip & supplies stores | (C) | (D) | (D) | 9 | 3 | 2 | 2 | 1 | 1 | — | — | — | — |
| 447 | Gasoline stations | 120 | 268 | 1 488 | 10 | 1 | 1 | 7 | 1 | — | — | — | — | — |
| 4471 | Gasoline stations | 120 | 268 | 1 488 | 10 | 1 | 1 | 7 | 1 | — | — | — | — | — |
| 48-49 | Transportation & warehousing | 108 | 530 | 2 162 | 22 | 16 | 2 | 3 | 1 | — | — | — | — | — |
| 51 | Information | 17 | 113 | 430 | 6 | 4 | 2 | — | — | — | — | — | — | — |
| 52 | Finance & insurance | 113 | 672 | 3 130 | 17 | 6 | 7 | 4 | — | — | — | — | — | — |
| 53 | Real estate & rental & leasing | (A) | (D) | (D) | 6 | 5 | 1 | — | — | — | — | — | — | — |
| 54 | Professional, scientific & technical services | 43 | 175 | 816 | 11 | 6 | 5 | — | — | — | — | — | — | — |
| 56 | Admin, support, waste mgt, remediation services | 31 | 91 | 343 | 8 | 6 | 1 | 1 | — | — | — | — | — | — |
| 62 | Health care and social assistance | 342 | 1 412 | 5 928 | 21 | 11 | 4 | 1 | 1 | 4 | — | — | — | — |
| 623 | Nursing & residential care facilities | (C) | (D) | (D) | 5 | 2 | — | — | 1 | 2 | — | — | — | — |
| 6231 | Nursing care facilities | 165 | 710 | 2 925 | 3 | — | — | — | 1 | 2 | — | — | — | — |
| 62311 | Nursing care facilities | 165 | 710 | 2 925 | 3 | — | — | — | 1 | 2 | — | — | — | — |
| 623110 | Nursing care facilities | 165 | 710 | 2 925 | 3 | — | — | — | 1 | 2 | — | — | — | — |
| 71 | Arts, entertainment & recreation | (A) | (D) | (D) | 2 | 1 | 1 | — | — | — | — | — | — | — |
| 72 | Accommodation & food services | 48 | 72 | 378 | 16 | 13 | 1 | 2 | — | — | — | — | — | — |
| 81 | Other services (except public administration) | 86 | 198 | 862 | 34 | 28 | 5 | 1 | — | — | — | — | — | — |
| 99 | Unclassified establishments | 3 | 3 | 15 | 5 | 5 | — | — | — | — | — | — | — | — |

See footnotes at end of table.

Table 6. Counties—Employees, Payroll, and Establishments by Industry: 2001—Con.

[Excludes most government employees, railroad employees, and self-employed persons. Size class 1 to 4 includes establishments with payroll, but no employees, during mid-March pay period. (D) denotes figures withheld to avoid disclosing data for individual companies; the data are included in broader industry totals. Detailed industries with 100 or more employees are shown if industry was not a (D). For explanation of terms, abbreviations, and data reliability/comparability, see introductory text]

| NAICS code | Industry | Number of employees for week including March 12 | Payroll (\$1,000) | | Total number of establishments | Number of establishments by employment-size class | | | | | | | | | |
|------------------|---|---|-------------------|---------------|--------------------------------|---|------------|-----------|-----------|-----------|------------|------------|------------|---------------|--|
| | | | First quarter | Annual | | 1 to 4 | 5 to 9 | 10 to 19 | 20 to 49 | 50 to 99 | 100 to 249 | 250 to 499 | 500 to 999 | 1,000 or more | |
| LINN—Con. | | | | | | | | | | | | | | | |
| 72 | Accommodation & food services | 8 062 | 19 656 | 80 900 | 388 | 107 | 77 | 73 | 95 | 26 | 10 | | | | |
| 721 | Accommodation | 1 031 | 3 427 | 13 328 | 33 | 7 | 3 | 11 | 7 | 1 | 4 | | | | |
| 7211 | Traveler accommodation | 1 021 | 3 394 | 13 060 | 30 | 5 | 2 | 11 | 7 | 1 | 4 | | | | |
| 72111 | Hotels (exc casino hotels) & motels | 1 021 | 3 394 | 13 060 | 30 | 5 | 2 | 11 | 7 | 1 | 4 | | | | |
| 721110 | Hotels (exc casino hotels) & motels | 1 021 | 3 394 | 13 060 | 30 | 5 | 2 | 11 | 7 | 1 | 4 | | | | |
| 722 | Food services & drinking places | 7 031 | 16 229 | 67 572 | 355 | 100 | 74 | 62 | 88 | 25 | 6 | | | | |
| 7221 | Full-service restaurants | 3 108 | 7 387 | 29 666 | 115 | 23 | 21 | 20 | 30 | 18 | 3 | | | | |
| 72211 | Full-service restaurants | 3 108 | 7 387 | 29 666 | 115 | 23 | 21 | 20 | 30 | 18 | 3 | | | | |
| 722110 | Full-service restaurants | 3 108 | 7 387 | 29 666 | 115 | 23 | 21 | 20 | 30 | 18 | 3 | | | | |
| 7222 | Limited-service eating places | 3 020 | 6 858 | 28 908 | 142 | 23 | 29 | 35 | 48 | 4 | 3 | | | | |
| 72221 | Limited-service eating places | 3 020 | 6 858 | 28 908 | 142 | 23 | 29 | 35 | 48 | 4 | 3 | | | | |
| 722211 | Limited-service restaurants | 2 757 | 6 282 | 26 121 | 117 | 14 | 22 | 30 | 44 | 4 | 3 | | | | |
| 7223 | Special food services | 462 | 1 140 | 5 438 | 23 | 9 | 4 | | 8 | 2 | | | | | |
| 72231 | Food service contractors | 327 | 954 | 4 504 | 15 | 5 | 2 | | 7 | 1 | | | | | |
| 722310 | Food service contractors | 327 | 954 | 4 504 | 15 | 5 | 2 | | 7 | 1 | | | | | |
| 72232 | Caterers | (C) | (D) | (D) | 6 | 3 | 1 | | 1 | 1 | | | | | |
| 7224 | Drinking places (alcoholic beverages) | 441 | 844 | 3 660 | 75 | 45 | 20 | 7 | 2 | 1 | | | | | |
| 72241 | Drinking places (alcoholic beverages) | 441 | 844 | 3 660 | 75 | 45 | 20 | 7 | 2 | 1 | | | | | |
| 722410 | Drinking places (alcoholic beverages) | 441 | 844 | 3 660 | 75 | 45 | 20 | 7 | 2 | 1 | | | | | |
| 81 | Other services (except public administration) | 4 062 | 18 099 | 73 819 | 567 | 319 | 130 | 78 | 32 | 7 | 1 | | | | |
| 811 | Repair & maintenance | 964 | 5 996 | 25 456 | 183 | 115 | 42 | 16 | 10 | | | | | | |
| 8111 | Automotive repair & maintenance | 788 | 4 939 | 21 127 | 134 | 81 | 31 | 12 | 10 | | | | | | |
| 81111 | Automotive mechanical & electrical R&M | 409 | 2 703 | 11 347 | 77 | 46 | 21 | 6 | 4 | | | | | | |
| 811111 | General automotive repair | 295 | 2 034 | 8 225 | 57 | 34 | 16 | 4 | 3 | | | | | | |
| 81112 | Automotive body, paint, interior & glass repair | 175 | 1 553 | 7 002 | 27 | 18 | 5 | | 4 | | | | | | |
| 811121 | Automotive body, paint & interior R&M | 160 | 1 454 | 6 590 | 24 | 16 | 4 | | 4 | | | | | | |
| 81119 | Other automotive R&M | 204 | 683 | 2 778 | 30 | 17 | 5 | 6 | 2 | | | | | | |
| 811192 | Car washes | 131 | 336 | 1 424 | 20 | 14 | 2 | 2 | 2 | | | | | | |
| 812 | Personal & laundry services | 1 126 | 5 164 | 19 078 | 140 | 73 | 32 | 26 | 6 | 3 | | | | | |
| 8121 | Personal care services | 592 | 2 086 | 8 422 | 86 | 45 | 20 | 18 | 2 | 1 | | | | | |
| 81211 | Hair, nail & skin care services | 473 | 1 840 | 7 381 | 71 | 37 | 16 | 16 | 1 | 1 | | | | | |
| 812112 | Beauty salons | 459 | 1 800 | 7 205 | 67 | 34 | 15 | 16 | 1 | 1 | | | | | |
| 81219 | Other personal care services | 119 | 246 | 1 041 | 15 | 8 | 4 | 2 | 1 | | | | | | |
| 8122 | Death care services | 129 | 1 134 | 4 289 | 21 | 14 | 4 | 2 | 1 | | | | | | |
| 8123 | Drycleaning & laundry services | 239 | 918 | 3 796 | 14 | 4 | 3 | 3 | 3 | 1 | | | | | |
| 8129 | Other personal services | 166 | 1 026 | 2 571 | 19 | 10 | 5 | 3 | | 1 | | | | | |
| 813 | Religious, grantmaking, civic, prof & like organizations | 1 972 | 6 939 | 29 285 | 244 | 131 | 56 | 36 | 16 | 4 | 1 | | | | |
| 8131 | Religious organizations | 1 046 | 3 079 | 12 764 | 138 | 68 | 37 | 22 | 9 | 2 | | | | | |
| 81311 | Religious organizations | 1 046 | 3 079 | 12 764 | 138 | 68 | 37 | 22 | 9 | 2 | | | | | |
| 813110 | Religious organizations | 1 046 | 3 079 | 12 764 | 138 | 68 | 37 | 22 | 9 | 2 | | | | | |
| 8132 | Grantmaking & giving services | 101 | 1 062 | 4 367 | 16 | 9 | 4 | 2 | 1 | | | | | | |
| 81321 | Grantmaking & giving services | 101 | 1 062 | 4 367 | 16 | 9 | 4 | 2 | 1 | | | | | | |
| 8134 | Civic & social organizations | 424 | 1 006 | 4 666 | 25 | 11 | 6 | 5 | | 2 | 1 | | | | |
| 81341 | Civic & social organizations | 424 | 1 006 | 4 666 | 25 | 11 | 6 | 5 | | 2 | 1 | | | | |
| 813410 | Civic & social organizations | 424 | 1 006 | 4 666 | 25 | 11 | 6 | 5 | | 2 | 1 | | | | |
| 8139 | Business, labor, political, like organizations | 318 | 1 461 | 5 961 | 57 | 40 | 8 | 5 | 4 | | | | | | |
| 81393 | Labor unions & similar labor organizations | 220 | 741 | 3 033 | 29 | 17 | 5 | 4 | 3 | | | | | | |
| 813930 | Labor unions & similar labor organizations | 220 | 741 | 3 033 | 29 | 17 | 5 | 4 | 3 | | | | | | |
| 95 | Auxiliaries (exc corporate, subsidiary & regional mgt) | 258 | 2 215 | 9 318 | 13 | 3 | 2 | 4 | 2 | 2 | | | | | |
| 99 | Unclassified establishments | 18 | 59 | 438 | 23 | 23 | | | | | | | | | |
| LOUISA | | | | | | | | | | | | | | | |
| | Total | 2 816 | 15 421 | 63 893 | 224 | 139 | 37 | 27 | 14 | 6 | | | | 1 | |
| 11 | Forestry, fishing, hunting, and agriculture support | (A) | (D) | (D) | 2 | 2 | | | | | | | | | |
| 21 | Mining | (B) | (D) | (D) | 2 | 1 | | 1 | | | | | | | |
| 22 | Utilities | (B) | (D) | (D) | 3 | 1 | | 1 | | 1 | | | | | |
| 23 | Construction | 75 | 335 | 1 983 | 24 | 18 | 5 | | 1 | | | | | | |
| 31-33 | Manufacturing | 1 392 | 8 347 | 33 984 | 11 | 4 | 2 | | 2 | 2 | | | | 1 | |
| 311 | Food mfg | (G) | (D) | (D) | 2 | | | | 1 | | | | | 1 | |
| 3116 | Animal slaughtering & processing | (G) | (D) | (D) | 2 | | | | 1 | | | | | 1 | |
| 31161 | Animal slaughtering & processing | (G) | (D) | (D) | 2 | | | | 1 | | | | | 1 | |
| 42 | Wholesale trade | 162 | 916 | 4 078 | 12 | 4 | 3 | 2 | 2 | 1 | | | | | |
| 44-45 | Retail trade | 224 | 864 | 3 598 | 27 | 14 | 4 | 6 | 3 | | | | | | |
| 48-49 | Transportation & warehousing | 96 | 626 | 2 639 | 20 | 14 | 1 | 4 | 1 | | | | | | |
| 51 | Information | 62 | 312 | 1 196 | 5 | 2 | 2 | | 1 | | | | | | |
| 52 | Finance & insurance | 88 | 524 | 2 272 | 16 | 9 | 4 | 2 | 1 | | | | | | |
| 53 | Real estate & rental & leasing | 3 | 8 | 49 | 6 | 6 | | | | | | | | | |
| 54 | Professional, scientific & technical services | 40 | 155 | 662 | 13 | 10 | 3 | | | | | | | | |
| 55 | Management of companies & enterprises | (A) | (D) | (D) | 1 | | | 1 | | | | | | | |

See footnotes at end of table.

Table 6. Counties—Employees, Payroll, and Establishments by Industry: 2001—Con.

[Excludes most government employees, railroad employees, and self-employed persons. Size class 1 to 4 includes establishments with payroll, but no employees, during mid-March pay period. (D) denotes figures withheld to avoid disclosing data for individual companies; the data are included in broader industry totals. Detailed industries with 100 or more employees are shown if industry was not a (D). For explanation of terms, abbreviations, and data reliability/comparability, see introductory text]

| NAICS code | Industry | Number of employees for week including March 12 | Payroll (\$1,000) | | Total number of establishments | Number of establishments by employment-size class | | | | | | | | |
|--------------------|---|---|-------------------|---------------|--------------------------------|---|-----------|-----------|----------|----------|------------|------------|------------|---------------|
| | | | First quarter | Annual | | 1 to 4 | 5 to 9 | 10 to 19 | 20 to 49 | 50 to 99 | 100 to 249 | 250 to 499 | 500 to 999 | 1,000 or more |
| LOUISA—Con. | | | | | | | | | | | | | | |
| 56 | Admin, support, waste mgt, remediation services..... | 7 | 14 | 76 | 3 | 3 | — | — | — | — | — | — | — | — |
| 61 | Educational services..... | (A) | (D) | (D) | 1 | — | 1 | — | — | — | — | — | — | — |
| 62 | Health care and social assistance..... | 282 | 972 | 3 788 | 20 | 9 | 5 | 2 | 2 | 2 | — | — | — | — |
| 623 | Nursing & residential care facilities..... | 175 | 716 | 2 604 | 3 | — | — | — | 1 | 2 | — | — | — | — |
| 6231 | Nursing care facilities..... | 175 | 716 | 2 604 | 3 | — | — | — | 1 | 2 | — | — | — | — |
| 62311 | Nursing care facilities..... | 175 | 716 | 2 604 | 3 | — | — | — | 1 | 2 | — | — | — | — |
| 623110 | Nursing care facilities..... | 175 | 716 | 2 604 | 3 | — | — | — | 1 | 2 | — | — | — | — |
| 71 | Arts, entertainment & recreation..... | (A) | (D) | (D) | 4 | 4 | — | — | — | — | — | — | — | — |
| 72 | Accommodation & food services..... | 173 | 213 | 945 | 25 | 13 | 3 | 8 | 1 | — | — | — | — | — |
| 722 | Food services & drinking places..... | (C) | (D) | (D) | 23 | 12 | 3 | 7 | 1 | — | — | — | — | — |
| 81 | Other services (except public administration)..... | 63 | 174 | 763 | 25 | 21 | 4 | — | — | — | — | — | — | — |
| 99 | Unclassified establishments..... | 4 | 22 | 90 | 4 | 4 | — | — | — | — | — | — | — | — |
| LUCAS | | | | | | | | | | | | | | |
| | Total..... | 2 767 | 16 848 | 69 767 | 210 | 125 | 41 | 25 | 9 | 4 | 4 | 1 | 1 | — |
| 22 | Utilities..... | (A) | (D) | (D) | 1 | — | 1 | — | — | — | — | — | — | — |
| 23 | Construction..... | 72 | 481 | 2 246 | 23 | 17 | 5 | 1 | — | — | — | — | — | — |
| 31-33 | Manufacturing..... | (E) | (D) | (D) | 10 | 6 | 1 | — | — | 2 | 1 | — | — | — |
| 332 | Fabricated metal product mfg..... | (C) | (D) | (D) | 1 | — | — | — | — | — | 1 | — | — | — |
| 3323 | Architectural & structural metals mfg..... | (C) | (D) | (D) | 1 | — | — | — | — | — | 1 | — | — | — |
| 33231 | Plate work & fabricated structural prod mfg..... | (C) | (D) | (D) | 1 | — | — | — | — | — | 1 | — | — | — |
| 42 | Wholesale trade..... | 61 | 244 | 1 148 | 10 | 7 | — | 2 | 1 | — | — | — | — | — |
| 44-45 | Retail trade..... | 422 | 1 959 | 6 864 | 40 | 17 | 9 | 10 | 3 | — | 1 | — | — | — |
| 445 | Food & beverage stores..... | (C) | (D) | (D) | 3 | 1 | — | 1 | — | — | 1 | — | — | — |
| 4451 | Grocery stores..... | (C) | (D) | (D) | 3 | 1 | — | 1 | — | — | 1 | — | — | — |
| 44511 | Grocery (except convenience) stores..... | (C) | (D) | (D) | 2 | — | — | 1 | — | — | 1 | — | — | — |
| 447 | Gasoline stations..... | 121 | 348 | 1 384 | 9 | 1 | 3 | 4 | 1 | — | — | — | — | — |
| 4471 | Gasoline stations..... | 121 | 348 | 1 384 | 9 | 1 | 3 | 4 | 1 | — | — | — | — | — |
| 44711 | Gasoline stations with convenience stores..... | (C) | (D) | (D) | 7 | — | 2 | 4 | 1 | — | — | — | — | — |
| 48-49 | Transportation & warehousing..... | (B) | (D) | (D) | 11 | 9 | — | 2 | — | — | — | — | — | — |
| 51 | Information..... | (B) | (D) | (D) | 3 | — | 2 | 1 | — | — | — | — | — | — |
| 52 | Finance & insurance..... | 129 | 1 067 | 4 358 | 15 | 10 | 1 | 3 | — | 1 | — | — | — | — |
| 53 | Real estate & rental & leasing..... | (A) | (D) | (D) | 4 | 4 | — | — | — | — | — | — | — | — |
| 54 | Professional, scientific & technical services..... | (B) | (D) | (D) | 12 | 10 | 2 | — | — | — | — | — | — | — |
| 55 | Management of companies & enterprises..... | (F) | (D) | (D) | 1 | — | — | — | — | — | — | — | 1 | — |
| 551 | Management of companies & enterprises..... | (F) | (D) | (D) | 1 | — | — | — | — | — | — | — | 1 | — |
| 5511 | Management of companies & enterprises..... | (F) | (D) | (D) | 1 | — | — | — | — | — | — | — | 1 | — |
| 55111 | Management of companies & enterprises..... | (F) | (D) | (D) | 1 | — | — | — | — | — | — | — | 1 | — |
| 56 | Admin, support, waste mgt, remediation services..... | (B) | (D) | (D) | 8 | 6 | 1 | 1 | — | — | — | — | — | — |
| 62 | Health care and social assistance..... | 420 | 2 363 | 9 484 | 27 | 11 | 9 | 3 | 2 | — | 2 | — | — | — |
| 622 | Hospitals..... | (C) | (D) | (D) | 1 | — | — | — | — | — | 1 | — | — | — |
| 6221 | General medical & surgical hospitals..... | (C) | (D) | (D) | 1 | — | — | — | — | — | 1 | — | — | — |
| 62211 | General medical & surgical hospitals..... | (C) | (D) | (D) | 1 | — | — | — | — | — | 1 | — | — | — |
| 623 | Nursing & residential care facilities..... | 135 | 592 | 2 301 | 3 | — | — | 2 | — | — | 1 | — | — | — |
| 6231 | Nursing care facilities..... | (C) | (D) | (D) | 2 | — | — | 1 | — | — | 1 | — | — | — |
| 62311 | Nursing care facilities..... | (C) | (D) | (D) | 2 | — | — | 1 | — | — | 1 | — | — | — |
| 71 | Arts, entertainment & recreation..... | (A) | (D) | (D) | 2 | 2 | — | — | — | — | — | — | — | — |
| 72 | Accommodation & food services..... | 133 | 179 | 777 | 17 | 9 | 3 | 2 | 3 | — | — | — | — | — |
| 722 | Food services & drinking places..... | 133 | 179 | 777 | 17 | 9 | 3 | 2 | 3 | — | — | — | — | — |
| 81 | Other services (except public administration)..... | 71 | 172 | 762 | 23 | 16 | 7 | — | — | — | — | — | — | — |
| 95 | Auxiliaries (exc corporate, subsidiary & regional mgt)..... | (E) | (D) | (D) | 2 | — | — | — | — | 1 | — | 1 | — | — |
| 99 | Unclassified establishments..... | (A) | (D) | (D) | 1 | 1 | — | — | — | — | — | — | — | — |

See footnotes at end of table.

Table 6. Counties—Employees, Payroll, and Establishments by Industry: 2001—Con.

[Excludes most government employees, railroad employees, and self-employed persons. Size class 1 to 4 includes establishments with payroll, but no employees, during mid-March pay period. (D) denotes figures withheld to avoid disclosing data for individual companies; the data are included in broader industry totals. Detailed industries with 100 or more employees are shown if industry was not a (D). For explanation of terms, abbreviations, and data reliability/comparability, see introductory text]

| NAICS code | Industry | Number of employees for week including March 12 | Payroll (\$1,000) | | Total number of establishments | Number of establishments by employment-size class | | | | | | | | |
|----------------|--|---|-------------------|---------------|--------------------------------|---|-----------|-----------|-----------|----------|------------|------------|------------|---------------|
| | | | First quarter | Annual | | 1 to 4 | 5 to 9 | 10 to 19 | 20 to 49 | 50 to 99 | 100 to 249 | 250 to 499 | 500 to 999 | 1,000 or more |
| LYON | | | | | | | | | | | | | | |
| | Total | 2 611 | 11 032 | 49 651 | 368 | 237 | 71 | 36 | 15 | 7 | 1 | 1 | - | - |
| 11 | Forestry, fishing, hunting, and agriculture support | (A) | (D) | (D) | 2 | 2 | - | - | - | - | - | - | - | - |
| 21 | Mining | (A) | (D) | (D) | 1 | 1 | - | - | - | - | - | - | - | - |
| 22 | Utilities | (B) | (D) | (D) | 2 | - | 1 | - | 1 | - | - | - | - | - |
| 23 | Construction | 189 | 1 182 | 5 790 | 49 | 39 | 7 | 2 | - | 1 | - | - | - | - |
| 235 | Special trade contractors | 153 | 1 007 | 4 906 | 32 | 25 | 4 | 2 | - | 1 | - | - | - | - |
| 2351 | Plumbing, heating & AC contractor | 119 | 878 | 4 146 | 10 | 5 | 2 | 2 | - | 1 | - | - | - | - |
| 23511 | Plumbing, heating & AC contractor | 119 | 878 | 4 146 | 10 | 5 | 2 | 2 | - | 1 | - | - | - | - |
| 235110 | Plumbing, heating & AC contractor | 119 | 878 | 4 146 | 10 | 5 | 2 | 2 | - | 1 | - | - | - | - |
| 31-33 | Manufacturing | 411 | 2 366 | 10 028 | 20 | 6 | 5 | 1 | 7 | - | 1 | - | - | - |
| 333 | Machinery mfg | 287 | 1 879 | 7 897 | 5 | - | - | - | 4 | - | 1 | - | - | - |
| 3331 | Ag, construction & mining machinery mfg | (C) | (D) | (D) | 3 | - | - | - | 2 | - | 1 | - | - | - |
| 33311 | Agricultural implement mfg | (C) | (D) | (D) | 2 | - | - | - | 1 | - | 1 | - | - | - |
| 42 | Wholesale trade | 207 | 1 250 | 5 672 | 23 | 7 | 8 | 7 | - | 1 | - | - | - | - |
| 422 | Wholesale trade, nondurable goods | 140 | 927 | 4 219 | 12 | 2 | 5 | 4 | - | 1 | - | - | - | - |
| 4225 | Farm product raw material whsle | 128 | 857 | 3 907 | 9 | 1 | 3 | 4 | - | 1 | - | - | - | - |
| 42251 | Grain & field bean whsle | (C) | (D) | (D) | 8 | 1 | 2 | 4 | - | 1 | - | - | - | - |
| 44-45 | Retail trade | 455 | 1 292 | 5 736 | 63 | 26 | 21 | 15 | - | 1 | - | - | - | - |
| 445 | Food & beverage stores | 161 | 321 | 1 458 | 11 | - | 4 | 6 | - | 1 | - | - | - | - |
| 4451 | Grocery stores | 161 | 321 | 1 458 | 11 | - | 4 | 6 | - | 1 | - | - | - | - |
| 44511 | Grocery (except convenience) stores | 127 | 268 | 1 214 | 8 | - | 3 | 4 | - | 1 | - | - | - | - |
| 445110 | Grocery (except convenience) stores | 127 | 268 | 1 214 | 8 | - | 3 | 4 | - | 1 | - | - | - | - |
| 48-49 | Transportation & warehousing | 59 | 274 | 1 247 | 24 | 21 | 2 | 1 | - | - | - | - | - | - |
| 51 | Information | 62 | 266 | 1 185 | 6 | 4 | - | 1 | 1 | - | - | - | - | - |
| 52 | Finance & insurance | 112 | 804 | 3 503 | 29 | 22 | 3 | 3 | 1 | - | - | - | - | - |
| 53 | Real estate & rental & leasing | (A) | (D) | (D) | 7 | 7 | - | - | - | - | - | - | - | - |
| 54 | Professional, scientific & technical services | 102 | 697 | 4 683 | 17 | 12 | 3 | 1 | - | 1 | - | - | - | - |
| 541 | Professional, scientific & technical services | 102 | 697 | 4 683 | 17 | 12 | 3 | 1 | - | 1 | - | - | - | - |
| 56 | Admin, support, waste mgt, remediation services | 22 | 85 | 415 | 9 | 6 | 3 | - | - | - | - | - | - | - |
| 61 | Educational services | (B) | (D) | (D) | 8 | 6 | 1 | 1 | - | - | - | - | - | - |
| 62 | Health care and social assistance | 567 | 1 868 | 7 140 | 22 | 15 | 2 | - | 1 | 3 | - | 1 | - | - |
| 622 | Hospitals | (E) | (D) | (D) | 1 | - | - | - | - | - | - | 1 | - | - |
| 6221 | General medical & surgical hospitals | (E) | (D) | (D) | 1 | - | - | - | - | - | - | 1 | - | - |
| 62211 | General medical & surgical hospitals | (E) | (D) | (D) | 1 | - | - | - | - | - | - | 1 | - | - |
| 623 | Nursing & residential care facilities | (E) | (D) | (D) | 5 | 1 | - | - | 1 | 3 | - | - | - | - |
| 6231 | Nursing care facilities | 248 | 785 | 3 240 | 4 | - | - | - | 1 | 3 | - | - | - | - |
| 62311 | Nursing care facilities | 248 | 785 | 3 240 | 4 | - | - | - | 1 | 3 | - | - | - | - |
| 623110 | Nursing care facilities | 248 | 785 | 3 240 | 4 | - | - | - | 1 | 3 | - | - | - | - |
| 71 | Arts, entertainment & recreation | 8 | 29 | 280 | 7 | 7 | - | - | - | - | - | - | - | - |
| 72 | Accommodation & food services | 182 | 198 | 836 | 19 | 6 | 6 | 3 | 4 | - | - | - | - | - |
| 722 | Food services & drinking places | (C) | (D) | (D) | 18 | 5 | 6 | 3 | 4 | - | - | - | - | - |
| 7221 | Full-service restaurants | 113 | 119 | 463 | 10 | 3 | 2 | 2 | 3 | - | - | - | - | - |
| 72211 | Full-service restaurants | 113 | 119 | 463 | 10 | 3 | 2 | 2 | 3 | - | - | - | - | - |
| 722110 | Full-service restaurants | 113 | 119 | 463 | 10 | 3 | 2 | 2 | 3 | - | - | - | - | - |
| 81 | Other services (except public administration) | 155 | 390 | 1 700 | 58 | 48 | 9 | 1 | - | - | - | - | - | - |
| 99 | Unclassified establishments | (A) | (D) | (D) | 2 | 2 | - | - | - | - | - | - | - | - |
| MADISON | | | | | | | | | | | | | | |
| | Total | 2 824 | 13 967 | 60 366 | 342 | 196 | 74 | 41 | 22 | 7 | 2 | - | - | - |
| 21 | Mining | (B) | (D) | (D) | 4 | 1 | 1 | 1 | 1 | - | - | - | - | - |
| 22 | Utilities | (A) | (D) | (D) | 1 | 1 | - | - | - | - | - | - | - | - |
| 23 | Construction | 279 | 1 560 | 8 232 | 55 | 34 | 13 | 6 | 2 | - | - | - | - | - |
| 235 | Special trade contractors | 152 | 916 | 4 870 | 36 | 22 | 10 | 4 | - | - | - | - | - | - |
| 31-33 | Manufacturing | 530 | 3 160 | 13 128 | 17 | 6 | 1 | 2 | 5 | 2 | 1 | - | - | - |
| 337 | Furniture & related product mfg | (C) | (D) | (D) | 3 | 2 | - | - | - | - | 1 | - | - | - |
| 3371 | HH & institutional furniture & kitchen cabinet mfg | (C) | (D) | (D) | 3 | 2 | - | - | - | - | 1 | - | - | - |
| 33712 | Household & institutional furniture mfg | (C) | (D) | (D) | 3 | 2 | - | - | - | - | 1 | - | - | - |
| 42 | Wholesale trade | 104 | 695 | 3 039 | 15 | 7 | 5 | 2 | 1 | - | - | - | - | - |
| 44-45 | Retail trade | 542 | 2 195 | 9 551 | 64 | 28 | 20 | 11 | 4 | 1 | - | - | - | - |
| 444 | Bldg material & garden equip & supp dealers | 100 | 468 | 2 311 | 12 | 4 | 5 | 2 | 1 | - | - | - | - | - |
| 48-49 | Transportation & warehousing | (B) | (D) | (D) | 14 | 10 | 3 | 1 | - | - | - | - | - | - |
| 51 | Information | 75 | 498 | 2 083 | 9 | 4 | 3 | - | 2 | - | - | - | - | - |
| 52 | Finance & insurance | 141 | 818 | 3 780 | 26 | 20 | 2 | 1 | 3 | - | - | - | - | - |

See footnotes at end of table.

Table 6. Counties—Employees, Payroll, and Establishments by Industry: 2001—Con.

[Excludes most government employees, railroad employees, and self-employed persons. Size class 1 to 4 includes establishments with payroll, but no employees, during mid-March pay period. (D) denotes figures withheld to avoid disclosing data for individual companies; the data are included in broader industry totals. Detailed industries with 100 or more employees are shown if industry was not a (D). For explanation of terms, abbreviations, and data reliability/comparability, see introductory text]

| NAICS code | Industry | Number of employees for week including March 12 | Payroll (\$1,000) | | Total number of establishments | Number of establishments by employment-size class | | | | | | | | |
|---------------------|---|---|-------------------|----------------|--------------------------------|---|------------|-----------|-----------|-----------|------------|------------|------------|---------------|
| | | | First quarter | Annual | | 1 to 4 | 5 to 9 | 10 to 19 | 20 to 49 | 50 to 99 | 100 to 249 | 250 to 499 | 500 to 999 | 1,000 or more |
| MADISON—Con. | | | | | | | | | | | | | | |
| 53 | Real estate & rental & leasing | 49 | 164 | 760 | 12 | 8 | 2 | 2 | - | - | - | - | - | - |
| 54 | Professional, scientific & technical services | 107 | 556 | 2 313 | 28 | 17 | 8 | 3 | - | - | - | - | - | - |
| 541 | Professional, scientific & technical services | 107 | 556 | 2 313 | 28 | 17 | 8 | 3 | - | - | - | - | - | - |
| 55 | Management of companies & enterprises | (A) | (D) | (D) | 1 | - | 1 | - | - | - | - | - | - | - |
| 56 | Admin, support, waste mgt, remediation services | (A) | (D) | (D) | 8 | 7 | 1 | - | - | - | - | - | - | - |
| 61 | Educational services | (A) | (D) | (D) | 2 | 1 | 1 | - | - | - | - | - | - | - |
| 62 | Health care and social assistance | 575 | 2 828 | 10 813 | 20 | 7 | 2 | 4 | 2 | 4 | 1 | - | - | - |
| 622 | Hospitals | (C) | (D) | (D) | 1 | - | - | - | - | - | 1 | - | - | - |
| 6221 | General medical & surgical hospitals | (C) | (D) | (D) | 1 | - | - | - | - | - | 1 | - | - | - |
| 62211 | General medical & surgical hospitals | (C) | (D) | (D) | 1 | - | - | - | - | - | 1 | - | - | - |
| 623 | Nursing & residential care facilities | 273 | 1 212 | 4 253 | 6 | 1 | - | - | 2 | 3 | - | - | - | - |
| 6232 | Residential mental retardation, health facil | (C) | (D) | (D) | 3 | - | - | - | 1 | 2 | - | - | - | - |
| 62321 | Residential mental retardation facilities | (C) | (D) | (D) | 3 | - | - | - | 1 | 2 | - | - | - | - |
| 624 | Social assistance | 118 | 257 | 1 234 | 7 | 2 | - | 4 | - | 1 | - | - | - | - |
| 71 | Arts, entertainment & recreation | (A) | (D) | (D) | 3 | 1 | 2 | - | - | - | - | - | - | - |
| 72 | Accommodation & food services | 175 | 304 | 1 460 | 22 | 11 | 2 | 7 | 2 | - | - | - | - | - |
| 722 | Food services & drinking places | (C) | (D) | (D) | 21 | 10 | 2 | 7 | 2 | - | - | - | - | - |
| 7221 | Full-service restaurants | 121 | 207 | 871 | 12 | 4 | 1 | 6 | 1 | - | - | - | - | - |
| 72211 | Full-service restaurants | 121 | 207 | 871 | 12 | 4 | 1 | 6 | 1 | - | - | - | - | - |
| 722110 | Full-service restaurants | 121 | 207 | 871 | 12 | 4 | 1 | 6 | 1 | - | - | - | - | - |
| 81 | Other services (except public administration) | 106 | 364 | 1 549 | 38 | 30 | 7 | 1 | - | - | - | - | - | - |
| 99 | Unclassified establishments | - | - | 19 | 3 | 3 | - | - | - | - | - | - | - | - |
| MAHASKA | | | | | | | | | | | | | | |
| | Total | 6 411 | 32 830 | 134 916 | 601 | 338 | 133 | 64 | 42 | 14 | 7 | 3 | - | - |
| 11 | Forestry, fishing, hunting, and agriculture support | (B) | (D) | (D) | 3 | 1 | - | 2 | - | - | - | - | - | - |
| 21 | Mining | (A) | (D) | (D) | 1 | 1 | - | - | - | - | - | - | - | - |
| 22 | Utilities | (B) | (D) | (D) | 2 | - | 1 | - | 1 | - | - | - | - | - |
| 23 | Construction | 325 | 1 731 | 7 985 | 73 | 63 | 4 | 4 | 1 | - | 1 | - | - | - |
| 235 | Special trade contractors | 271 | 1 438 | 6 617 | 48 | 39 | 4 | 4 | - | - | 1 | - | - | - |
| 2351 | Plumbing, heating & AC contractor | 140 | 848 | 3 443 | 7 | 5 | - | 1 | - | - | 1 | - | - | - |
| 23511 | Plumbing, heating & AC contractor | 140 | 848 | 3 443 | 7 | 5 | - | 1 | - | - | 1 | - | - | - |
| 235110 | Plumbing, heating & AC contractor | 140 | 848 | 3 443 | 7 | 5 | - | 1 | - | - | 1 | - | - | - |
| 31-33 | Manufacturing | 927 | 7 079 | 27 144 | 22 | 6 | 4 | 3 | 6 | 1 | 1 | 1 | - | - |
| 311 | Food mfg | 152 | 888 | 3 418 | 3 | - | - | - | 2 | - | 1 | - | - | - |
| 3119 | Other food mfg | (C) | (D) | (D) | 2 | - | - | - | 1 | - | 1 | - | - | - |
| 31199 | All other food mfg | (C) | (D) | (D) | 2 | - | - | - | 1 | - | 1 | - | - | - |
| 332 | Fabricated metal product mfg | (F) | (D) | (D) | 3 | - | 1 | - | 1 | - | - | 1 | - | - |
| 3329 | Other fabricated metal product mfg | (E) | (D) | (D) | 1 | - | - | - | - | - | - | 1 | - | - |
| 33291 | Metal valve mfg | (E) | (D) | (D) | 1 | - | - | - | - | - | - | 1 | - | - |
| 333 | Machinery mfg | 142 | 1 024 | 3 640 | 4 | 1 | - | - | 2 | 1 | - | - | - | - |
| 42 | Wholesale trade | 541 | 3 741 | 15 517 | 37 | 11 | 9 | 11 | 4 | 1 | 1 | - | - | - |
| 421 | Wholesale trade, durable goods | 287 | 1 891 | 8 177 | 18 | 4 | 4 | 8 | 1 | - | 1 | - | - | - |
| 4216 | Electrical goods whsle | (C) | (D) | (D) | 2 | 1 | - | - | - | - | 1 | - | - | - |
| 42169 | Other electronic parts & equipment whsle | (C) | (D) | (D) | 1 | - | - | - | - | - | 1 | - | - | - |
| 4218 | Machinery, equipment & supplies whsle | 117 | 875 | 3 598 | 10 | 2 | 2 | 5 | 1 | - | - | - | - | - |
| 422 | Wholesale trade, nondurable goods | 254 | 1 850 | 7 340 | 19 | 7 | 5 | 3 | 3 | 1 | - | - | - | - |
| 4224 | Grocery & related product whsle | (C) | (D) | (D) | 3 | 1 | - | - | 1 | 1 | - | - | - | - |
| 44-45 | Retail trade | 1 258 | 4 797 | 19 736 | 121 | 51 | 48 | 11 | 7 | 2 | 2 | - | - | - |
| 441 | Motor vehicle & parts dealers | 135 | 714 | 3 120 | 16 | 7 | 7 | - | 2 | - | - | - | - | - |
| 444 | Bldg material & garden equip & supp dealers | 124 | 685 | 3 120 | 20 | 8 | 10 | 1 | 1 | - | - | - | - | - |
| 445 | Food & beverage stores | 250 | 919 | 3 688 | 12 | 6 | 4 | - | - | 1 | 1 | - | - | - |
| 4451 | Grocery stores | (C) | (D) | (D) | 9 | 5 | 2 | - | - | 1 | 1 | - | - | - |
| 44511 | Grocery (except convenience) stores | 232 | 876 | 3 542 | 8 | 5 | 1 | - | - | 1 | 1 | - | - | - |
| 445110 | Grocery (except convenience) stores | 232 | 876 | 3 542 | 8 | 5 | 1 | - | - | 1 | 1 | - | - | - |
| 447 | Gasoline stations | 171 | 453 | 1 837 | 18 | 5 | 7 | 5 | 1 | - | - | - | - | - |
| 4471 | Gasoline stations | 171 | 453 | 1 837 | 18 | 5 | 7 | 5 | 1 | - | - | - | - | - |
| 44711 | Gasoline stations with convenience stores | 103 | 286 | 1 067 | 12 | 3 | 5 | 4 | - | - | - | - | - | - |
| 447110 | Gasoline stations with convenience stores | 103 | 286 | 1 067 | 12 | 3 | 5 | 4 | - | - | - | - | - | - |
| 448 | Clothing & clothing accessories stores | 114 | 270 | 932 | 10 | 1 | 6 | 2 | 1 | - | - | - | - | - |
| 4481 | Clothing stores | 100 | 234 | 807 | 7 | - | 4 | 2 | 1 | - | - | - | - | - |
| 452 | General merchandise stores | 250 | 800 | 2 953 | 6 | 1 | 2 | 1 | - | 1 | 1 | - | - | - |
| 4521 | Department stores | (C) | (D) | (D) | 1 | - | - | - | - | - | 1 | - | - | - |
| 45211 | Department stores | (C) | (D) | (D) | 1 | - | - | - | - | - | 1 | - | - | - |
| 4529 | Other general merchandise stores | (C) | (D) | (D) | 5 | 1 | 2 | 1 | - | 1 | - | - | - | - |
| 45299 | All other general merchandise stores | (C) | (D) | (D) | 5 | 1 | 2 | 1 | - | 1 | - | - | - | - |

See footnotes at end of table.

Table 6. Counties—Employees, Payroll, and Establishments by Industry: 2001—Con.

[Excludes most government employees, railroad employees, and self-employed persons. Size class 1 to 4 includes establishments with payroll, but no employees, during mid-March pay period. (D) denotes figures withheld to avoid disclosing data for individual companies; the data are included in broader industry totals. Detailed industries with 100 or more employees are shown if industry was not a (D). For explanation of terms, abbreviations, and data reliability/comparability, see introductory text]

| NAICS code | Industry | Number of employees for week including March 12 | Payroll (\$1,000) | | Total number of establishments | Number of establishments by employment-size class | | | | | | | | | |
|---------------------|---|---|-------------------|----------------|--------------------------------|---|------------|-----------|-----------|-----------|------------|------------|------------|---------------|--|
| | | | First quarter | Annual | | 1 to 4 | 5 to 9 | 10 to 19 | 20 to 49 | 50 to 99 | 100 to 249 | 250 to 499 | 500 to 999 | 1,000 or more | |
| MAHASKA—Con. | | | | | | | | | | | | | | | |
| 48-49 | Transportation & warehousing | 264 | 1 822 | 7 319 | 32 | 23 | 5 | 2 | — | 2 | — | — | — | — | |
| 484 | Truck transportation | 240 | 1 711 | 6 886 | 26 | 19 | 3 | 2 | — | 2 | — | — | — | — | |
| 4841 | General freight trucking | 176 | 1 365 | 5 330 | 12 | 9 | 1 | — | — | 2 | — | — | — | — | |
| 48412 | General freight trucking, long-distance | (C) | (D) | (D) | 11 | 8 | 1 | — | — | 2 | — | — | — | — | |
| 484121 | General freight trucking, long-distance, TL | 174 | 1 361 | 5 317 | 10 | 7 | 1 | — | — | 2 | — | — | — | — | |
| 51 | Information | 117 | 682 | 2 518 | 12 | 4 | 5 | 1 | 2 | — | — | — | — | — | |
| 52 | Finance & insurance | 244 | 1 793 | 6 828 | 26 | 14 | 6 | 2 | 3 | 1 | — | — | — | — | |
| 522 | Credit intermediation & related activities | 201 | 1 275 | 5 246 | 9 | — | 3 | 2 | 3 | 1 | — | — | — | — | |
| 5221 | Depository credit intermediation | 201 | 1 275 | 5 246 | 9 | — | 3 | 2 | 3 | 1 | — | — | — | — | |
| 52211 | Commercial banking | 153 | 1 016 | 4 191 | 5 | — | 1 | 1 | 2 | 1 | — | — | — | — | |
| 522110 | Commercial banking | 153 | 1 016 | 4 191 | 5 | — | 1 | 1 | 2 | 1 | — | — | — | — | |
| 53 | Real estate & rental & leasing | 70 | 280 | 1 195 | 17 | 9 | 6 | 2 | — | — | — | — | — | — | |
| 54 | Professional, scientific & technical services | 119 | 805 | 4 147 | 35 | 28 | 3 | 2 | 2 | — | — | — | — | — | |
| 541 | Professional, scientific & technical services | 119 | 805 | 4 147 | 35 | 28 | 3 | 2 | 2 | — | — | — | — | — | |
| 55 | Management of companies & enterprises | (B) | (D) | (D) | 2 | — | 1 | 1 | — | — | — | — | — | — | |
| 56 | Admin. support, waste mgt, remediation services | 225 | 595 | 2 779 | 23 | 15 | 5 | 2 | — | — | 1 | — | — | — | |
| 561 | Administrative & support services | (C) | (D) | (D) | 21 | 14 | 4 | 2 | — | — | 1 | — | — | — | |
| 5614 | Business support services | (C) | (D) | (D) | 2 | — | — | 1 | — | — | 1 | — | — | — | |
| 56142 | Telephone call centers | (C) | (D) | (D) | 1 | — | — | — | — | — | 1 | — | — | — | |
| 61 | Educational services | 342 | 1 662 | 6 652 | 3 | — | — | — | 1 | 1 | — | 1 | — | — | |
| 611 | Educational services | 342 | 1 662 | 6 652 | 3 | — | — | — | 1 | 1 | — | 1 | — | — | |
| 6113 | Colleges, universities & professional schools | (E) | (D) | (D) | 2 | — | — | — | — | 1 | — | 1 | — | — | |
| 61131 | Colleges, universities & professional schools | (E) | (D) | (D) | 2 | — | — | — | — | 1 | — | 1 | — | — | |
| 62 | Health care and social assistance | 800 | 4 314 | 17 680 | 50 | 26 | 9 | 7 | 4 | 3 | — | 1 | — | — | |
| 621 | Ambulatory health care services | 207 | 1 405 | 5 949 | 24 | 13 | 5 | 5 | — | 1 | — | — | — | — | |
| 622 | Hospitals | (E) | (D) | (D) | 1 | — | — | — | — | — | — | 1 | — | — | |
| 6221 | General medical & surgical hospitals | (E) | (D) | (D) | 1 | — | — | — | — | — | — | 1 | — | — | |
| 62211 | General medical & surgical hospitals | (E) | (D) | (D) | 1 | — | — | — | — | — | — | 1 | — | — | |
| 623 | Nursing & residential care facilities | 249 | 991 | 3 993 | 7 | — | 2 | — | 3 | 2 | — | — | — | — | |
| 6231 | Nursing care facilities | (C) | (D) | (D) | 3 | — | 1 | — | — | 2 | — | — | — | — | |
| 62311 | Nursing care facilities | (C) | (D) | (D) | 3 | — | 1 | — | — | 2 | — | — | — | — | |
| 71 | Arts, entertainment & recreation | 102 | 149 | 781 | 8 | 3 | 2 | 2 | — | 1 | — | — | — | — | |
| 713 | Amusement, gambling & recreation industries | (C) | (D) | (D) | 6 | 1 | 2 | 2 | — | 1 | — | — | — | — | |
| 7139 | Other amusement & recreation industries | (C) | (D) | (D) | 6 | 1 | 2 | 2 | — | 1 | — | — | — | — | |
| 72 | Accommodation & food services | 563 | 998 | 4 725 | 40 | 15 | 3 | 9 | 11 | 2 | — | — | — | — | |
| 722 | Food services & drinking places | 516 | 889 | 4 218 | 35 | 13 | 2 | 8 | 10 | 2 | — | — | — | — | |
| 7221 | Full-service restaurants | 163 | 275 | 1 316 | 13 | 6 | 1 | 2 | 4 | — | — | — | — | — | |
| 72211 | Full-service restaurants | 163 | 275 | 1 316 | 13 | 6 | 1 | 2 | 4 | — | — | — | — | — | |
| 722110 | Full-service restaurants | 163 | 275 | 1 316 | 13 | 6 | 1 | 2 | 4 | — | — | — | — | — | |
| 7222 | Limited-service eating places | 303 | 535 | 2 490 | 15 | 3 | 1 | 4 | 5 | 2 | — | — | — | — | |
| 72221 | Limited-service eating places | 303 | 535 | 2 490 | 15 | 3 | 1 | 4 | 5 | 2 | — | — | — | — | |
| 722211 | Limited-service restaurants | 290 | 504 | 2 333 | 12 | 1 | 1 | 3 | 5 | 2 | — | — | — | — | |
| 81 | Other services (except public administration) | 412 | 1 487 | 6 268 | 88 | 62 | 22 | 3 | — | — | 1 | — | — | — | |
| 811 | Repair & maintenance | 180 | 804 | 3 330 | 27 | 24 | 1 | 1 | — | — | 1 | — | — | — | |
| 8112 | Electronic & precision equipment R&M | (C) | (D) | (D) | 1 | — | — | — | — | — | 1 | — | — | — | |
| 81121 | Electronic & precision equipment R&M | (C) | (D) | (D) | 1 | — | — | — | — | — | 1 | — | — | — | |
| 813 | Religious, grantmaking, civic, prof & like organizations | 159 | 435 | 1 804 | 37 | 22 | 13 | 2 | — | — | — | — | — | — | |
| 8131 | Religious organizations | 100 | 278 | 1 162 | 25 | 16 | 8 | 1 | — | — | — | — | — | — | |
| 81311 | Religious organizations | 100 | 278 | 1 162 | 25 | 16 | 8 | 1 | — | — | — | — | — | — | |
| 813110 | Religious organizations | 100 | 278 | 1 162 | 25 | 16 | 8 | 1 | — | — | — | — | — | — | |
| 95 | Auxiliaries (exc corporate, subsidiary & regional mgt) | (A) | (D) | (D) | 2 | 2 | — | — | — | — | — | — | — | — | |
| 99 | Unclassified establishments | 5 | 16 | 72 | 4 | 4 | — | — | — | — | — | — | — | — | |
| MARION | | | | | | | | | | | | | | | |
| | Total | 18 204 | 118 432 | 488 508 | 807 | 449 | 170 | 91 | 56 | 24 | 9 | 2 | 3 | 3 | |
| 21 | Mining | (B) | (D) | (D) | 3 | 2 | — | — | 1 | — | — | — | — | — | |
| 22 | Utilities | 37 | 402 | 1 636 | 5 | 2 | 2 | 1 | — | — | — | — | — | — | |
| 23 | Construction | 583 | 4 045 | 19 322 | 101 | 76 | 16 | 4 | 3 | 1 | 1 | — | — | — | |
| 233 | Building, developing & general contracting | (C) | (D) | (D) | 36 | 29 | 5 | — | 2 | — | — | — | — | — | |
| 2332 | Residential building construction | 107 | 510 | 2 838 | 33 | 26 | 5 | — | 2 | — | — | — | — | — | |
| 23321 | Single-family housing construction | 107 | 510 | 2 838 | 33 | 26 | 5 | — | 2 | — | — | — | — | — | |
| 233210 | Single-family housing construction | 107 | 510 | 2 838 | 33 | 26 | 5 | — | 2 | — | — | — | — | — | |
| 235 | Special trade contractors | 465 | 3 494 | 15 497 | 61 | 44 | 10 | 4 | 1 | 1 | 1 | — | — | — | |
| 2353 | Electrical contractors | 330 | 2 581 | 10 364 | 11 | 4 | 2 | 2 | 1 | 1 | 1 | — | — | — | |
| 23531 | Electrical contractors | 330 | 2 581 | 10 364 | 11 | 4 | 2 | 2 | 1 | 1 | 1 | — | — | — | |
| 235310 | Electrical contractors | 330 | 2 581 | 10 364 | 11 | 4 | 2 | 2 | 1 | 1 | 1 | — | — | — | |

See footnotes at end of table.

Table 6. Counties—Employees, Payroll, and Establishments by Industry: 2001—Con.

[Excludes most government employees, railroad employees, and self-employed persons. Size class 1 to 4 includes establishments with payroll, but no employees, during mid-March pay period. (D) denotes figures withheld to avoid disclosing data for individual companies; the data are included in broader industry totals. Detailed industries with 100 or more employees are shown if industry was not a (D). For explanation of terms, abbreviations, and data reliability/comparability, see introductory text]

| NAICS code | Industry | Number of employees for week including March 12 | Payroll (\$1,000) | | Total number of establishments | Number of establishments by employment-size class | | | | | | | | |
|-------------------|--|---|-------------------|---------------|--------------------------------|---|-----------|-----------|-----------|----------|------------|------------|------------|---------------|
| | | | First quarter | Annual | | 1 to 4 | 5 to 9 | 10 to 19 | 20 to 49 | 50 to 99 | 100 to 249 | 250 to 499 | 500 to 999 | 1,000 or more |
| MILLS—Con. | | | | | | | | | | | | | | |
| 72 | Accommodation & food services | 153 | 286 | 1 358 | 16 | 10 | 2 | 1 | 2 | 1 | — | — | — | — |
| 722 | Food services & drinking places | (C) | (D) | (D) | 14 | 8 | 2 | 1 | 2 | 1 | — | — | — | — |
| 7221 | Full-service restaurants | 107 | 205 | 908 | 6 | 3 | — | 1 | 1 | 1 | — | — | — | — |
| 72211 | Full-service restaurants | 107 | 205 | 908 | 6 | 3 | — | 1 | 1 | 1 | — | — | — | — |
| 722110 | Full-service restaurants | 107 | 205 | 908 | 6 | 3 | — | 1 | 1 | 1 | — | — | — | — |
| 81 | Other services (except public administration) | 213 | 1 019 | 4 249 | 38 | 31 | 5 | 1 | — | — | 1 | — | — | — |
| 812 | Personal & laundry services | 139 | 754 | 2 899 | 13 | 11 | 1 | — | — | — | 1 | — | — | — |
| 8123 | Drycleaning & laundry services | (C) | (D) | (D) | 2 | 1 | — | — | — | — | 1 | — | — | — |
| 81233 | Linen & uniform supply | (C) | (D) | (D) | 1 | — | — | — | — | — | 1 | — | — | — |
| 99 | Unclassified establishments | 4 | 10 | 30 | 7 | 7 | — | — | — | — | — | — | — | — |
| MITCHELL | | | | | | | | | | | | | | |
| | Total | 2 995 | 15 913 | 67 910 | 338 | 207 | 67 | 40 | 12 | 7 | 4 | 1 | — | — |
| 11 | Forestry, fishing, hunting, and agriculture support | (B) | (D) | (D) | 5 | 3 | 1 | 1 | — | — | — | — | — | — |
| 21 | Mining | (A) | (D) | (D) | 1 | — | — | 1 | — | — | — | — | — | — |
| 22 | Utilities | (A) | (D) | (D) | 2 | 1 | 1 | — | — | — | — | — | — | — |
| 23 | Construction | 104 | 441 | 2 116 | 32 | 23 | 7 | 2 | — | — | — | — | — | — |
| 31-33 | Manufacturing | 990 | 7 494 | 30 503 | 18 | 4 | 3 | 2 | 2 | 4 | 2 | 1 | — | — |
| 311 | Food mfg | (C) | (D) | (D) | 3 | — | 2 | — | — | — | 1 | — | — | — |
| 3112 | Grain & oilseed milling | (C) | (D) | (D) | 1 | — | — | — | — | — | 1 | — | — | — |
| 31121 | Flour milling & malt mfg | (C) | (D) | (D) | 1 | — | — | — | — | — | 1 | — | — | — |
| 315 | Apparel manufacturing | (E) | (D) | (D) | 1 | — | — | — | — | — | — | 1 | — | — |
| 3151 | Apparel knitting mills | (E) | (D) | (D) | 1 | — | — | — | — | — | — | 1 | — | — |
| 31511 | Hosiery & sock mills | (E) | (D) | (D) | 1 | — | — | — | — | — | — | 1 | — | — |
| 323 | Printing & related support activities | (E) | (D) | (D) | 2 | — | — | — | — | 1 | 1 | — | — | — |
| 3231 | Printing & related support activities | (E) | (D) | (D) | 2 | — | — | — | — | 1 | 1 | — | — | — |
| 32311 | Printing | (E) | (D) | (D) | 2 | — | — | — | — | 1 | 1 | — | — | — |
| 332 | Fabricated metal product mfg | 205 | 1 384 | 5 630 | 5 | — | 1 | 1 | 1 | 2 | — | — | — | — |
| 3327 | Mach shops, turn prod, screw, nut, bolt mfg | (C) | (D) | (D) | 2 | — | — | — | 1 | 1 | — | — | — | — |
| 33271 | Machine shops | (C) | (D) | (D) | 2 | — | — | — | 1 | 1 | — | — | — | — |
| 42 | Wholesale trade | 213 | 1 530 | 7 243 | 25 | 10 | 6 | 6 | 3 | — | — | — | — | — |
| 421 | Wholesale trade, durable goods | 101 | 525 | 2 274 | 12 | 4 | 3 | 4 | 1 | — | — | — | — | — |
| 422 | Wholesale trade, nondurable goods | 112 | 1 005 | 4 969 | 13 | 6 | 3 | 2 | 2 | — | — | — | — | — |
| 44-45 | Retail trade | 437 | 1 511 | 6 381 | 85 | 54 | 21 | 9 | 1 | — | — | — | — | — |
| 48-49 | Transportation & warehousing | 74 | 307 | 1 190 | 17 | 13 | 1 | 2 | 1 | — | — | — | — | — |
| 51 | Information | 5 | 20 | 93 | 3 | 3 | — | — | — | — | — | — | — | — |
| 52 | Finance & insurance | 123 | 791 | 3 687 | 18 | 9 | 5 | 3 | 1 | — | — | — | — | — |
| 53 | Real estate & rental & leasing | (A) | (D) | (D) | 1 | — | 1 | — | — | — | — | — | — | — |
| 54 | Professional, scientific & technical services | 58 | 238 | 1 161 | 15 | 10 | 4 | 1 | — | — | — | — | — | — |
| 56 | Admin, support, waste mgt, remediation services | 15 | 49 | 296 | 6 | 5 | 1 | — | — | — | — | — | — | — |
| 61 | Educational services | 56 | 128 | 489 | 3 | — | 1 | — | 2 | — | — | — | — | — |
| 62 | Health care and social assistance | 549 | 2 316 | 9 326 | 26 | 13 | 3 | 3 | 2 | 3 | 2 | — | — | — |
| 622 | Hospitals | (C) | (D) | (D) | 1 | — | — | — | — | — | 1 | — | — | — |
| 6221 | General medical & surgical hospitals | (C) | (D) | (D) | 1 | — | — | — | — | — | 1 | — | — | — |
| 62211 | General medical & surgical hospitals | (C) | (D) | (D) | 1 | — | — | — | — | — | 1 | — | — | — |
| 623 | Nursing & residential care facilities | 330 | 1 237 | 5 108 | 8 | 1 | 1 | 1 | 1 | 3 | 1 | — | — | — |
| 6231 | Nursing care facilities | 306 | 1 173 | 4 861 | 5 | — | — | — | 1 | 3 | 1 | — | — | — |
| 62311 | Nursing care facilities | 306 | 1 173 | 4 861 | 5 | — | — | — | 1 | 3 | 1 | — | — | — |
| 623110 | Nursing care facilities | 306 | 1 173 | 4 861 | 5 | — | — | — | 1 | 3 | 1 | — | — | — |
| 71 | Arts, entertainment & recreation | 11 | 18 | 94 | 4 | 4 | — | — | — | — | — | — | — | — |
| 72 | Accommodation & food services | 146 | 207 | 933 | 24 | 13 | 3 | 8 | — | — | — | — | — | — |
| 722 | Food services & drinking places | (C) | (D) | (D) | 22 | 12 | 3 | 7 | — | — | — | — | — | — |
| 81 | Other services (except public administration) | 155 | 435 | 1 793 | 49 | 38 | 9 | 2 | — | — | — | — | — | — |
| 99 | Unclassified establishments | 4 | 2 | 48 | 4 | 4 | — | — | — | — | — | — | — | — |

See footnotes at end of table.

Table 6. Counties—Employees, Payroll, and Establishments by Industry: 2001—Con.

[Excludes most government employees, railroad employees, and self-employed persons. Size class 1 to 4 includes establishments with payroll, but no employees, during mid-March pay period. (D) denotes figures withheld to avoid disclosing data for individual companies; the data are included in broader industry totals. Detailed industries with 100 or more employees are shown if industry was not a (D). For explanation of terms, abbreviations, and data reliability/comparability, see introductory text]

| NAICS code | Industry | Number of employees for week including March 12 | Payroll (\$1,000) | | Total number of establishments | Number of establishments by employment-size class | | | | | | | | |
|---------------|---|---|-------------------|---------------|--------------------------------|---|-----------|-----------|-----------|-----------|------------|------------|------------|---------------|
| | | | First quarter | Annual | | 1 to 4 | 5 to 9 | 10 to 19 | 20 to 49 | 50 to 99 | 100 to 249 | 250 to 499 | 500 to 999 | 1,000 or more |
| MONONA | | | | | | | | | | | | | | |
| | Total | 2 576 | 12 149 | 49 991 | 277 | 167 | 55 | 28 | 18 | 4 | 5 | | | |
| 11 | Forestry, fishing, hunting, and agriculture support | (A) | (D) | (D) | 2 | 2 | — | — | — | — | — | — | — | — |
| 23 | Construction | 126 | 1 001 | 4 216 | 31 | 22 | 4 | 4 | 1 | — | — | — | — | — |
| 31-33 | Manufacturing | 124 | 837 | 3 290 | 9 | 5 | 3 | — | — | 1 | — | — | — | — |
| 42 | Wholesale trade | 150 | 943 | 4 100 | 21 | 8 | 9 | 2 | 2 | — | — | — | — | — |
| 422 | Wholesale trade, nondurable goods | 112 | 733 | 3 341 | 13 | 4 | 6 | 1 | 2 | — | — | — | — | — |
| 44-45 | Retail trade | 510 | 2 084 | 9 150 | 60 | 34 | 11 | 6 | 9 | — | — | — | — | — |
| 445 | Food & beverage stores | 127 | 342 | 1 323 | 10 | 5 | 2 | — | 3 | — | — | — | — | — |
| 4451 | Grocery stores | (C) | (D) | (D) | 9 | 4 | 2 | — | 3 | — | — | — | — | — |
| 44511 | Grocery (except convenience) stores | 114 | 315 | 1 190 | 6 | 2 | 1 | — | 3 | — | — | — | — | — |
| 445110 | Grocery (except convenience) stores | 114 | 315 | 1 190 | 6 | 2 | 1 | — | 3 | — | — | — | — | — |
| 48-49 | Transportation & warehousing | (B) | (D) | (D) | 15 | 13 | 2 | — | — | — | — | — | — | — |
| 51 | Information | (B) | (D) | (D) | 6 | 4 | — | 1 | 1 | — | — | — | — | — |
| 52 | Finance & insurance | 111 | 694 | 2 925 | 17 | 7 | 6 | 4 | — | — | — | — | — | — |
| 53 | Real estate & rental & leasing | 6 | 20 | 98 | 5 | 5 | — | — | — | — | — | — | — | — |
| 54 | Professional, scientific & technical services | 60 | 301 | 1 155 | 15 | 11 | 3 | 1 | — | — | — | — | — | — |
| 56 | Admin, support, waste mgt, remediation services | 105 | 240 | 847 | 7 | 4 | 1 | — | 1 | 1 | — | — | — | — |
| 61 | Educational services | (A) | (D) | (D) | 1 | 1 | — | — | — | — | — | — | — | — |
| 62 | Health care and social assistance | 768 | 3 927 | 15 999 | 26 | 10 | 3 | 7 | 1 | 2 | 3 | — | — | — |
| 621 | Ambulatory health care services | 110 | 917 | 3 778 | 13 | 7 | 1 | 4 | 1 | — | — | — | — | — |
| 622 | Hospitals | (C) | (D) | (D) | 1 | — | — | — | — | — | 1 | — | — | — |
| 6221 | General medical & surgical hospitals | (C) | (D) | (D) | 1 | — | — | — | — | — | 1 | — | — | — |
| 62211 | General medical & surgical hospitals | (C) | (D) | (D) | 1 | — | — | — | — | — | 1 | — | — | — |
| 623 | Nursing & residential care facilities | (E) | (D) | (D) | 4 | 1 | — | — | — | 2 | 1 | — | — | — |
| 6231 | Nursing care facilities | 298 | 1 197 | 5 265 | 3 | — | — | — | — | 2 | 1 | — | — | — |
| 62311 | Nursing care facilities | 298 | 1 197 | 5 265 | 3 | — | — | — | — | 2 | 1 | — | — | — |
| 623110 | Nursing care facilities | 298 | 1 197 | 5 265 | 3 | — | — | — | — | 2 | 1 | — | — | — |
| 624 | Social assistance | (C) | (D) | (D) | 8 | 2 | 2 | 3 | — | — | 1 | — | — | — |
| 6241 | Individual & family services | (C) | (D) | (D) | 2 | 1 | — | — | — | — | 1 | — | — | — |
| 62412 | Services for elderly & disabled persons | (C) | (D) | (D) | 1 | — | — | — | — | — | 1 | — | — | — |
| 71 | Arts, entertainment & recreation | (C) | (D) | (D) | 5 | 3 | 1 | — | — | — | 1 | — | — | — |
| 713 | Amusement, gambling & recreation industries | (C) | (D) | (D) | 4 | 2 | 1 | — | — | — | 1 | — | — | — |
| 7132 | Gambling industries | (C) | (D) | (D) | 1 | — | — | — | — | — | 1 | — | — | — |
| 71321 | Casinos (except hotel casinos) | (C) | (D) | (D) | 1 | — | — | — | — | — | 1 | — | — | — |
| 72 | Accommodation & food services | 296 | 449 | 1 950 | 22 | 10 | 5 | 3 | 3 | — | 1 | — | — | — |
| 722 | Food services & drinking places | 275 | 406 | 1 714 | 18 | 8 | 4 | 2 | 3 | — | 1 | — | — | — |
| 7221 | Full-service restaurants | 142 | 177 | 730 | 9 | 2 | 2 | 2 | 3 | — | — | — | — | — |
| 72211 | Full-service restaurants | 142 | 177 | 730 | 9 | 2 | 2 | 2 | 3 | — | — | — | — | — |
| 722110 | Full-service restaurants | 142 | 177 | 730 | 9 | 2 | 2 | 2 | 3 | — | — | — | — | — |
| 7222 | Limited-service eating places | (C) | (D) | (D) | 3 | 1 | 1 | — | — | — | 1 | — | — | — |
| 72221 | Limited-service eating places | (C) | (D) | (D) | 3 | 1 | 1 | — | — | — | 1 | — | — | — |
| 81 | Other services (except public administration) | 93 | 312 | 1 278 | 34 | 28 | 6 | — | — | — | — | — | — | — |
| 99 | Unclassified establishments | (A) | (D) | (D) | 1 | — | 1 | — | — | — | — | — | — | — |
| MONROE | | | | | | | | | | | | | | |
| | Total | 2 472 | 15 318 | 62 485 | 203 | 109 | 42 | 24 | 16 | 10 | 1 | 1 | | |
| 11 | Forestry, fishing, hunting, and agriculture support | (A) | (D) | (D) | 1 | 1 | — | — | — | — | — | — | — | — |
| 22 | Utilities | (B) | (D) | (D) | 2 | — | 1 | — | 1 | — | — | — | — | — |
| 23 | Construction | 136 | 871 | 3 853 | 22 | 12 | 7 | 2 | — | 1 | — | — | — | — |
| 31-33 | Manufacturing | 903 | 8 906 | 34 850 | 16 | 5 | — | 2 | 3 | 5 | — | 1 | — | — |
| 311 | Food mfg | (F) | (D) | (D) | 2 | — | — | — | — | — | 1 | — | 1 | — |
| 3112 | Grain & oilseed milling | (E) | (D) | (D) | 1 | — | — | — | — | — | — | 1 | — | — |
| 31122 | Starch & vegetable fats & oils mfg | (E) | (D) | (D) | 1 | — | — | — | — | — | — | 1 | — | — |
| 332 | Fabricated metal product mfg | 170 | 1 064 | 4 150 | 4 | 1 | — | — | 1 | 2 | — | — | — | — |
| 42 | Wholesale trade | 104 | 441 | 2 050 | 13 | 5 | 6 | 1 | 1 | — | — | — | — | — |
| 44-45 | Retail trade | 389 | 1 470 | 6 760 | 40 | 18 | 8 | 10 | 2 | 2 | — | — | — | — |
| 445 | Food & beverage stores | (C) | (D) | (D) | 3 | — | 1 | 1 | — | 1 | — | — | — | — |
| 4451 | Grocery stores | (C) | (D) | (D) | 3 | — | 1 | 1 | — | 1 | — | — | — | — |
| 44511 | Grocery (except convenience) stores | (C) | (D) | (D) | 3 | — | 1 | 1 | — | 1 | — | — | — | — |
| 48-49 | Transportation & warehousing | 58 | 280 | 1 159 | 9 | 6 | 1 | — | 2 | — | — | — | — | — |
| 51 | Information | 29 | 100 | 474 | 3 | 2 | — | — | 1 | — | — | — | — | — |
| 52 | Finance & insurance | 64 | 424 | 1 997 | 7 | 3 | 1 | 2 | 1 | — | — | — | — | — |
| 53 | Real estate & rental & leasing | (A) | (D) | (D) | 2 | 2 | — | — | — | — | — | — | — | — |

See footnotes at end of table.

Table 6. Counties—Employees, Payroll, and Establishments by Industry: 2001—Con.

[Excludes most government employees, railroad employees, and self-employed persons. Size class 1 to 4 includes establishments with payroll, but no employees, during mid-March pay period. (D) denotes figures withheld to avoid disclosing data for individual companies; the data are included in broader industry totals. Detailed industries with 100 or more employees are shown if industry was not a (D). For explanation of terms, abbreviations, and data reliability/comparability, see introductory text]

| NAICS code | Industry | Number of employees for week including March 12 | Payroll (\$1,000) | | Total number of establishments | Number of establishments by employment-size class | | | | | | | | |
|------------------------|---|---|-------------------|----------------|--------------------------------|---|------------|------------|-----------|-----------|------------|------------|------------|---------------|
| | | | First quarter | Annual | | 1 to 4 | 5 to 9 | 10 to 19 | 20 to 49 | 50 to 99 | 100 to 249 | 250 to 499 | 500 to 999 | 1,000 or more |
| MONTGOMERY—Con. | | | | | | | | | | | | | | |
| 71 | Arts, entertainment & recreation | 70 | 113 | 548 | 3 | - | 2 | - | - | 1 | - | - | - | - |
| 72 | Accommodation & food services | 250 | 464 | 1 831 | 27 | 13 | 5 | 5 | 4 | - | - | - | - | - |
| 722 | Food services & drinking places | (C) | (D) | (D) | 25 | 13 | 4 | 5 | 3 | - | - | - | - | - |
| 7222 | Limited-service eating places | 154 | 321 | 1 271 | 11 | 3 | 2 | 3 | 3 | - | - | - | - | - |
| 72221 | Limited-service eating places | 154 | 321 | 1 271 | 11 | 3 | 2 | 3 | 3 | - | - | - | - | - |
| 81 | Other services (except public administration) | 152 | 432 | 1 812 | 47 | 37 | 8 | 2 | - | - | - | - | - | - |
| 99 | Unclassified establishments | - | - | 37 | 4 | 4 | - | - | - | - | - | - | - | - |
| MUSCATINE | | | | | | | | | | | | | | |
| | Total | 19 974 | 162 277 | 650 239 | 990 | 518 | 194 | 138 | 75 | 31 | 12 | 16 | 6 | - |
| 11 | Forestry, fishing, hunting, and agriculture support | 48 | 278 | 1 807 | 4 | 1 | 1 | 2 | - | - | - | - | - | - |
| 21 | Mining | (A) | (D) | (D) | 1 | - | - | 1 | - | - | - | - | - | - |
| 22 | Utilities | 110 | 1 257 | 5 165 | 3 | - | - | 1 | 1 | 1 | - | - | - | - |
| 221 | Utilities | 110 | 1 257 | 5 165 | 3 | - | - | 1 | 1 | 1 | - | - | - | - |
| 2211 | Elec pwr generation, transmsn & distribution ... | 110 | 1 257 | 5 165 | 3 | - | - | 1 | 1 | 1 | - | - | - | - |
| 22112 | Electric pwr transmsn, control & distribution .. | 110 | 1 257 | 5 165 | 3 | - | - | 1 | 1 | 1 | - | - | - | - |
| 221122 | Electric power distribution | 110 | 1 257 | 5 165 | 3 | - | - | 1 | 1 | 1 | - | - | - | - |
| 23 | Construction | 474 | 3 106 | 15 376 | 90 | 60 | 14 | 13 | 3 | - | - | - | - | - |
| 233 | Building, developing & general contracting | 144 | 883 | 4 088 | 36 | 28 | 4 | 3 | 1 | - | - | - | - | - |
| 235 | Special trade contractors | 286 | 1 962 | 10 156 | 49 | 30 | 9 | 8 | 2 | - | - | - | - | - |
| 31-33 | Manufacturing | 7 817 | 74 947 | 302 886 | 74 | 22 | 8 | 9 | 12 | 8 | 2 | 7 | 6 | - |
| 311 | Food mfg | 2 591 | 21 734 | 92 348 | 10 | 3 | - | 2 | - | 1 | 1 | - | 3 | - |
| 3111 | Animal food mfg | 265 | 1 793 | 8 032 | 4 | - | - | 2 | - | 1 | 1 | - | - | - |
| 31111 | Animal food mfg | 265 | 1 793 | 8 032 | 4 | - | - | 2 | - | 1 | 1 | - | - | - |
| 3112 | Grain & oilseed milling | (F) | (D) | (D) | 1 | - | - | - | - | - | - | - | 1 | - |
| 31122 | Starch & vegetable fats & oils mfg | (F) | (D) | (D) | 1 | - | - | - | - | - | - | - | 1 | - |
| 3114 | Fruit & veg preserving & specialty food mfg | (F) | (D) | (D) | 1 | - | - | - | - | - | - | - | 1 | - |
| 31142 | Fruit & veg canning, pickling & drying | (F) | (D) | (D) | 1 | - | - | - | - | - | - | - | 1 | - |
| 3116 | Animal slaughtering & processing | (F) | (D) | (D) | 2 | 1 | - | - | - | - | - | - | 1 | - |
| 31161 | Animal slaughtering & processing | (F) | (D) | (D) | 2 | 1 | - | - | - | - | - | - | 1 | - |
| 325 | Chemical mfg | (F) | (D) | (D) | 5 | 1 | 1 | 1 | 1 | - | - | - | 1 | - |
| 3253 | Pesticide, fertilizer & oth ag chemical mfg | (F) | (D) | (D) | 2 | - | 1 | - | - | - | - | - | 1 | - |
| 32532 | Pesticide & other agricultural chemical mfg ... | (F) | (D) | (D) | 1 | - | - | - | - | - | - | - | 1 | - |
| 326 | Plastics & rubber products mfg | 364 | 2 415 | 8 533 | 4 | - | - | - | 1 | 2 | 1 | - | - | - |
| 3261 | Plastics product mfg | 364 | 2 415 | 8 533 | 4 | - | - | - | 1 | 2 | 1 | - | - | - |
| 32619 | Other plastics product mfg | (C) | (D) | (D) | 2 | - | - | - | 1 | 1 | - | - | - | - |
| 331 | Primary metal mfg | (F) | (D) | (D) | 5 | 2 | - | 1 | - | - | - | 2 | - | - |
| 3311 | Iron & steel mills & ferroalloy mfg | (F) | (D) | (D) | 2 | - | - | - | - | - | - | 2 | - | - |
| 33111 | Iron & steel mills & ferroalloy mfg | (F) | (D) | (D) | 2 | - | - | - | - | - | - | 2 | - | - |
| 332 | Fabricated metal product mfg | 123 | 881 | 3 549 | 10 | 3 | 3 | 2 | 2 | - | - | - | - | - |
| 333 | Machinery mfg | 465 | 4 349 | 16 949 | 5 | - | - | 1 | 1 | 2 | - | 1 | - | - |
| 3339 | Other general purpose machinery mfg | (E) | (D) | (D) | 2 | - | - | - | - | 1 | - | 1 | - | - |
| 33392 | Material handling equipment mfg | (E) | (D) | (D) | 1 | - | - | - | - | (D) | - | 1 | - | - |
| 335 | Electrical equip, appliance & component mfg | (F) | (D) | (D) | 2 | 1 | - | - | - | - | - | - | 1 | - |
| 3351 | Electric lighting equipment mfg | (F) | (D) | (D) | 1 | - | - | - | - | - | - | - | 1 | - |
| 33512 | Lighting fixture mfg | (F) | (D) | (D) | 1 | - | - | - | - | - | - | - | 1 | - |
| 337 | Furniture & related product mfg | (G) | (D) | (D) | 8 | 2 | - | - | 1 | - | - | 4 | 1 | - |
| 3372 | Office furniture (including fixtures) mfg | (G) | (D) | (D) | 6 | 1 | - | - | - | - | - | 4 | 1 | - |
| 33721 | Office furniture (including fixtures) mfg | (G) | (D) | (D) | 6 | 1 | - | - | - | - | - | 4 | 1 | - |
| 339 | Miscellaneous mfg | 149 | 781 | 3 171 | 6 | 2 | 1 | 1 | - | 2 | - | - | - | - |
| 3399 | Other miscellaneous mfg | (C) | (D) | (D) | 5 | 2 | - | 1 | - | 2 | - | - | - | - |
| 33999 | All other misc mfg | (C) | (D) | (D) | 2 | - | - | - | - | 2 | - | - | - | - |
| 42 | Wholesale trade | 384 | 3 172 | 12 635 | 59 | 31 | 15 | 11 | 2 | - | - | - | - | - |
| 421 | Wholesale trade, durable goods | 221 | 2 148 | 8 024 | 32 | 15 | 10 | 6 | 1 | - | - | - | - | - |
| 4218 | Machinery, equipment & supplies whsle | 125 | 1 007 | 4 207 | 14 | 6 | 3 | 4 | 1 | - | - | - | - | - |
| 422 | Wholesale trade, nondurable goods | 163 | 1 024 | 4 611 | 27 | 16 | 5 | 5 | 1 | - | - | - | - | - |

See footnotes at end of table.

Table 6. Counties—Employees, Payroll, and Establishments by Industry: 2001—Con.

[Excludes most government employees, railroad employees, and self-employed persons. Size class 1 to 4 includes establishments with payroll, but no employees, during mid-March pay period. (D) denotes figures withheld to avoid disclosing data for individual companies; the data are included in broader industry totals. Detailed industries with 100 or more employees are shown if industry was not a (D). For explanation of terms, abbreviations, and data reliability/comparability, see introductory text]

| NAICS code | Industry | Number of employees for week including March 12 | Payroll (\$1,000) | | Total number of establishments | Number of establishments by employment-size class | | | | | | | | | |
|------------------|--|---|-------------------|---------------|--------------------------------|---|-----------|-----------|-----------|----------|------------|------------|------------|---------------|--|
| | | | First quarter | Annual | | 1 to 4 | 5 to 9 | 10 to 19 | 20 to 49 | 50 to 99 | 100 to 249 | 250 to 499 | 500 to 999 | 1,000 or more | |
| PAGE—Con. | | | | | | | | | | | | | | | |
| 72 | Accommodation & food services | 463 | 831 | 3 380 | 39 | 14 | 4 | 12 | 9 | - | - | - | - | - | |
| 722 | Food services & drinking places | 437 | 796 | 3 209 | 34 | 10 | 4 | 11 | 9 | - | - | - | - | - | |
| 7221 | Full-service restaurants | 199 | 319 | 1 406 | 15 | 3 | 3 | 5 | 4 | - | - | - | - | - | |
| 72211 | Full-service restaurants | 199 | 319 | 1 406 | 15 | 3 | 3 | 5 | 4 | - | - | - | - | - | |
| 722110 | Full-service restaurants | 199 | 319 | 1 406 | 15 | 3 | 3 | 5 | 4 | - | - | - | - | - | |
| 7222 | Limited-service eating places | 235 | 473 | 1 786 | 16 | 4 | 1 | 6 | 5 | - | - | - | - | - | |
| 72221 | Limited-service eating places | 235 | 473 | 1 786 | 16 | 4 | 1 | 6 | 5 | - | - | - | - | - | |
| 722211 | Limited-service restaurants | 228 | 463 | 1 736 | 13 | 2 | - | 6 | 5 | - | - | - | - | - | |
| 81 | Other services (except public administration) | 254 | 707 | 3 114 | 75 | 57 | 16 | 2 | - | - | - | - | - | - | |
| 813 | Religious, grantmaking, civic, prof & like organizations | 150 | 301 | 1 318 | 41 | 32 | 7 | 2 | - | - | - | - | - | - | |
| 8131 | Religious organizations | 126 | 252 | 1 118 | 31 | 23 | 6 | 2 | - | - | - | - | - | - | |
| 81311 | Religious organizations | 126 | 252 | 1 118 | 31 | 23 | 6 | 2 | - | - | - | - | - | - | |
| 813110 | Religious organizations | 126 | 252 | 1 118 | 31 | 23 | 6 | 2 | - | - | - | - | - | - | |
| 99 | Unclassified establishments | (A) | (D) | (D) | 2 | 2 | - | - | - | - | - | - | - | - | |
| PALO ALTO | | | | | | | | | | | | | | | |
| | Total | 2 522 | 11 583 | 49 963 | 330 | 193 | 64 | 42 | 21 | 9 | 1 | - | - | - | |
| 11 | Forestry, fishing, hunting, and agriculture support | (A) | (D) | (D) | 1 | 1 | - | - | - | - | - | - | - | - | |
| 21 | Mining | (A) | (D) | (D) | 6 | 6 | - | - | - | - | - | - | - | - | |
| 22 | Utilities | (A) | (D) | (D) | 3 | 2 | 1 | - | - | - | - | - | - | - | |
| 23 | Construction | 51 | 216 | 1 055 | 20 | 17 | 2 | 1 | - | - | - | - | - | - | |
| 31-33 | Manufacturing | 421 | 2 714 | 11 436 | 17 | 6 | - | 4 | 4 | 2 | 1 | - | - | - | |
| 311 | Food mfg | 154 | 1 326 | 5 445 | 5 | 1 | - | - | 3 | 1 | - | - | - | - | |
| 335 | Electrical equip, appliance & component mfg | (C) | (D) | (D) | 1 | - | - | - | - | - | 1 | - | - | - | |
| 3353 | Electrical equipment mfg | (C) | (D) | (D) | 1 | - | - | - | - | - | 1 | - | - | - | |
| 33531 | Electrical equipment mfg | (C) | (D) | (D) | 1 | - | - | - | - | - | 1 | - | - | - | |
| 42 | Wholesale trade | 208 | 1 222 | 5 389 | 15 | 5 | 1 | 7 | 1 | 1 | - | - | - | - | |
| 422 | Wholesale trade, nondurable goods | 175 | 1 091 | 4 819 | 12 | 4 | 1 | 5 | 1 | 1 | - | - | - | - | |
| 4225 | Farm product raw material whsle | 147 | 1 006 | 4 430 | 8 | 2 | 1 | 3 | 1 | 1 | - | - | - | - | |
| 42251 | Grain & field bean whsle | 147 | 1 006 | 4 430 | 8 | 2 | 1 | 3 | 1 | 1 | - | - | - | - | |
| 422510 | Grain & field bean whsle | 147 | 1 006 | 4 430 | 8 | 2 | 1 | 3 | 1 | 1 | - | - | - | - | |
| 44-45 | Retail trade | 470 | 1 726 | 8 141 | 57 | 22 | 20 | 10 | 4 | 1 | - | - | - | - | |
| 444 | Bldg material & garden equip & supp dealers | 141 | 603 | 3 418 | 12 | 2 | 5 | 4 | - | 1 | - | - | - | - | |
| 4441 | Building material & supplies dealers | (C) | (D) | (D) | 10 | 2 | 4 | 3 | - | 1 | - | - | - | - | |
| 48-49 | Transportation & warehousing | 75 | 432 | 1 807 | 26 | 19 | 6 | 1 | - | - | - | - | - | - | |
| 51 | Information | 123 | 504 | 2 077 | 11 | 4 | 3 | 1 | 3 | - | - | - | - | - | |
| 52 | Finance & insurance | 138 | 994 | 3 885 | 23 | 14 | 3 | 4 | 2 | - | - | - | - | - | |
| 522 | Credit intermediation & related activities | (C) | (D) | (D) | 9 | 3 | - | 4 | 2 | - | - | - | - | - | |
| 53 | Real estate & rental & leasing | 9 | 36 | 145 | 7 | 7 | - | - | - | - | - | - | - | - | |
| 54 | Professional, scientific & technical services | 53 | 307 | 1 262 | 18 | 13 | 4 | 1 | - | - | - | - | - | - | |
| 56 | Admin, support, waste mgt, remediation services | 17 | 62 | 341 | 7 | 6 | 1 | - | - | - | - | - | - | - | |
| 61 | Educational services | 51 | 144 | 570 | 3 | - | 1 | - | 2 | - | - | - | - | - | |
| 62 | Health care and social assistance | 545 | 2 346 | 9 834 | 38 | 14 | 13 | 4 | 2 | 5 | - | - | - | - | |
| 623 | Nursing & residential care facilities | 340 | 1 273 | 5 178 | 13 | 3 | 2 | 3 | 1 | 4 | - | - | - | - | |
| 6231 | Nursing care facilities | 190 | 773 | 3 131 | 3 | - | - | - | - | 3 | - | - | - | - | |
| 62311 | Nursing care facilities | 190 | 773 | 3 131 | 3 | - | - | - | - | 3 | - | - | - | - | |
| 623110 | Nursing care facilities | 190 | 773 | 3 131 | 3 | - | - | - | - | 3 | - | - | - | - | |
| 6232 | Residential mental retardation, health facil | (C) | (D) | (D) | 6 | - | 2 | 3 | - | 1 | - | - | - | - | |
| 62321 | Residential mental retardation facilities | (C) | (D) | (D) | 6 | - | 2 | 3 | - | 1 | - | - | - | - | |
| 624 | Social assistance | 141 | 554 | 2 547 | 12 | 6 | 4 | - | 1 | 1 | - | - | - | - | |
| 71 | Arts, entertainment & recreation | 6 | 4 | 149 | 6 | 5 | 1 | - | - | - | - | - | - | - | |
| 72 | Accommodation & food services | 203 | 261 | 1 404 | 27 | 15 | 2 | 7 | 3 | - | - | - | - | - | |
| 722 | Food services & drinking places | (C) | (D) | (D) | 25 | 13 | 2 | 7 | 3 | - | - | - | - | - | |
| 7222 | Limited-service eating places | 104 | 116 | 526 | 8 | 1 | 2 | 4 | 1 | - | - | - | - | - | |
| 72221 | Limited-service eating places | 104 | 116 | 526 | 8 | 1 | 2 | 4 | 1 | - | - | - | - | - | |
| 81 | Other services (except public administration) | 124 | 321 | 1 123 | 42 | 34 | 6 | 2 | - | - | - | - | - | - | |
| 99 | Unclassified establishments | 2 | 3 | 14 | 3 | 3 | - | - | - | - | - | - | - | - | |

See footnotes at end of table.

Table 6. Counties—Employees, Payroll, and Establishments by Industry: 2001—Con.

[Excludes most government employees, railroad employees, and self-employed persons. Size class 1 to 4 includes establishments with payroll, but no employees, during mid-March pay period. (D) denotes figures withheld to avoid disclosing data for individual companies; the data are included in broader industry totals. Detailed industries with 100 or more employees are shown if industry was not a (D). For explanation of terms, abbreviations, and data reliability/comparability, see introductory text]

| NAICS code | Industry | Number of employees for week including March 12 | Payroll (\$1,000) | | Total number of establishments | Number of establishments by employment-size class | | | | | | | | |
|----------------------|---|---|-------------------|--------|--------------------------------|---|--------|----------|----------|----------|------------|------------|------------|---------------|
| | | | First quarter | Annual | | 1 to 4 | 5 to 9 | 10 to 19 | 20 to 49 | 50 to 99 | 100 to 249 | 250 to 499 | 500 to 999 | 1,000 or more |
| PLYMOUTH—Con. | | | | | | | | | | | | | | |
| 62 | Health care and social assistance | 949 | 4 714 | 18 959 | 53 | 23 | 13 | 8 | 2 | 6 | 1 | — | — | — |
| 621 | Ambulatory health care services | 226 | 1 512 | 6 200 | 34 | 17 | 12 | 4 | — | 1 | — | — | — | — |
| 622 | Hospitals | (C) | (D) | (D) | 1 | — | — | — | — | — | 1 | — | — | — |
| 6221 | General medical & surgical hospitals | (C) | (D) | (D) | 1 | — | — | — | — | — | 1 | — | — | — |
| 62211 | General medical & surgical hospitals | (C) | (D) | (D) | 1 | — | — | — | — | — | 1 | — | — | — |
| 623 | Nursing & residential care facilities | (E) | (D) | (D) | 9 | — | 1 | 2 | 1 | 5 | — | — | — | — |
| 6231 | Nursing care facilities | 350 | 1 391 | 5 635 | 5 | — | — | — | 1 | 4 | — | — | — | — |
| 62311 | Nursing care facilities | 350 | 1 391 | 5 635 | 5 | — | — | — | 1 | 4 | — | — | — | — |
| 623110 | Nursing care facilities | 350 | 1 391 | 5 635 | 5 | — | — | — | 1 | 4 | — | — | — | — |
| 71 | Arts, entertainment & recreation | 88 | 199 | 868 | 17 | 10 | 5 | 1 | 1 | — | — | — | — | — |
| 72 | Accommodation & food services | 911 | 1 393 | 5 097 | 57 | 18 | 9 | 15 | 13 | 1 | 1 | — | — | — |
| 722 | Food services & drinking places | 871 | 1 300 | 4 710 | 54 | 18 | 8 | 13 | 13 | 1 | 1 | — | — | — |
| 7221 | Full-service restaurants | 284 | 425 | 1 702 | 17 | 6 | 3 | 2 | 6 | — | — | — | — | — |
| 72211 | Full-service restaurants | 284 | 425 | 1 702 | 17 | 6 | 3 | 2 | 6 | — | — | — | — | — |
| 722110 | Full-service restaurants | 284 | 425 | 1 702 | 17 | 6 | 3 | 2 | 6 | — | — | — | — | — |
| 7222 | Limited-service eating places | 486 | 764 | 2 533 | 22 | 4 | 2 | 8 | 6 | 1 | 1 | — | — | — |
| 72221 | Limited-service eating places | 486 | 764 | 2 533 | 22 | 4 | 2 | 8 | 6 | 1 | 1 | — | — | — |
| 722211 | Limited-service restaurants | 448 | 675 | 2 166 | 19 | 4 | 2 | 5 | 6 | 1 | 1 | — | — | — |
| 7224 | Drinking places (alcoholic beverages) | 101 | 111 | 475 | 15 | 8 | 3 | 3 | 1 | — | — | — | — | — |
| 72241 | Drinking places (alcoholic beverages) | 101 | 111 | 475 | 15 | 8 | 3 | 3 | 1 | — | — | — | — | — |
| 722410 | Drinking places (alcoholic beverages) | 101 | 111 | 475 | 15 | 8 | 3 | 3 | 1 | — | — | — | — | — |
| 81 | Other services (except public administration) | 341 | 1 023 | 4 348 | 90 | 67 | 16 | 5 | 2 | — | — | — | — | — |
| 811 | Repair & maintenance | 104 | 528 | 2 165 | 26 | 20 | 4 | 1 | 1 | — | — | — | — | — |
| 813 | Religious, grantmaking, civic, prof & like organizations | 179 | 336 | 1 407 | 42 | 29 | 8 | 4 | 1 | — | — | — | — | — |
| 8131 | Religious organizations | 126 | 230 | 917 | 34 | 24 | 8 | 2 | — | — | — | — | — | — |
| 81311 | Religious organizations | 126 | 230 | 917 | 34 | 24 | 8 | 2 | — | — | — | — | — | — |
| 813110 | Religious organizations | 126 | 230 | 917 | 34 | 24 | 8 | 2 | — | — | — | — | — | — |
| 95 | Auxiliaries (exc corporate, subsidiary & regional mgt) | (E) | (D) | (D) | 5 | — | — | — | 2 | 3 | — | — | — | — |
| 99 | Unclassified establishments | 4 | 7 | 51 | 8 | 8 | — | — | — | — | — | — | — | — |
| POCAHONTAS | | | | | | | | | | | | | | |
| | Total | 2 079 | 10 294 | 42 445 | 264 | 172 | 45 | 25 | 12 | 8 | 2 | — | — | — |
| 21 | Mining | 42 | 423 | 1 912 | 4 | 2 | — | 1 | 1 | — | — | — | — | — |
| 22 | Utilities | (A) | (D) | (D) | 2 | 2 | — | — | — | — | — | — | — | — |
| 23 | Construction | 60 | 249 | 1 240 | 30 | 26 | 4 | — | — | — | — | — | — | — |
| 31-33 | Manufacturing | 592 | 4 251 | 16 410 | 16 | 7 | 1 | 1 | 4 | 2 | — | — | — | — |
| 333 | Machinery mfg | 495 | 3 679 | 14 214 | 7 | 1 | — | — | 1 | 3 | 2 | — | — | — |
| 3339 | Other general purpose machinery mfg | (E) | (D) | (D) | 6 | — | — | — | 1 | 3 | 2 | — | — | — |
| 33399 | All other general purpose machinery mfg | 410 | 3 142 | 11 743 | 4 | — | — | — | — | 2 | 2 | — | — | — |
| 42 | Wholesale trade | 122 | 601 | 2 772 | 16 | 7 | 4 | 3 | 2 | — | — | — | — | — |
| 422 | Wholesale trade, nondurable goods | 104 | 539 | 2 527 | 10 | 2 | 3 | 3 | 2 | — | — | — | — | — |
| 44-45 | Retail trade | 292 | 983 | 3 980 | 40 | 13 | 18 | 7 | 2 | — | — | — | — | — |
| 48-49 | Transportation & warehousing | 37 | 139 | 644 | 10 | 6 | 3 | 1 | — | — | — | — | — | — |
| 51 | Information | 64 | 297 | 1 444 | 7 | 4 | 2 | — | 1 | — | — | — | — | — |
| 52 | Finance & insurance | 103 | 678 | 2 627 | 21 | 13 | 4 | 4 | — | — | — | — | — | — |
| 53 | Real estate & rental & leasing | (A) | (D) | (D) | 2 | 2 | — | — | — | — | — | — | — | — |
| 54 | Professional, scientific & technical services | 62 | 213 | 895 | 22 | 19 | 3 | — | — | — | — | — | — | — |
| 55 | Management of companies & enterprises | (B) | (D) | (D) | 2 | 1 | — | — | — | 1 | — | — | — | — |
| 56 | Admin, support, waste mgt, remediation services | 3 | 7 | 33 | 4 | 4 | — | — | — | — | — | — | — | — |
| 61 | Educational services | (B) | (D) | (D) | 2 | — | — | 2 | — | — | — | — | — | — |
| 62 | Health care and social assistance | 343 | 1 555 | 6 475 | 28 | 20 | 1 | 3 | 1 | 3 | — | — | — | — |
| 623 | Nursing & residential care facilities | (C) | (D) | (D) | 4 | 1 | — | — | 1 | 2 | — | — | — | — |
| 6231 | Nursing care facilities | 171 | 661 | 2 717 | 3 | — | — | — | 1 | 2 | — | — | — | — |
| 62311 | Nursing care facilities | 171 | 661 | 2 717 | 3 | — | — | — | 1 | 2 | — | — | — | — |
| 623110 | Nursing care facilities | 171 | 661 | 2 717 | 3 | — | — | — | 1 | 2 | — | — | — | — |
| 71 | Arts, entertainment & recreation | 7 | 11 | 126 | 6 | 6 | — | — | — | — | — | — | — | — |
| 72 | Accommodation & food services | 177 | 160 | 675 | 17 | 7 | 3 | 3 | 4 | — | — | — | — | — |
| 722 | Food services & drinking places | 177 | 160 | 675 | 17 | 7 | 3 | 3 | 4 | — | — | — | — | — |
| 81 | Other services (except public administration) | 69 | 148 | 768 | 33 | 31 | 2 | — | — | — | — | — | — | — |
| 99 | Unclassified establishments | (A) | (D) | (D) | 2 | 2 | — | — | — | — | — | — | — | — |

See footnotes at end of table.

Table 6. Counties—Employees, Payroll, and Establishments by Industry: 2001—Con.

[Excludes most government employees, railroad employees, and self-employed persons. Size class 1 to 4 includes establishments with payroll, but no employees, during mid-March pay period. (D) denotes figures withheld to avoid disclosing data for individual companies; the data are included in broader industry totals. Detailed industries with 100 or more employees are shown if industry was not a (D). For explanation of terms, abbreviations, and data reliability/comparability, see introductory text]

Table with columns: NAICS code, Industry, Number of employees for week including March 12, Payroll (\$1,000) (First quarter, Annual), Total number of establishments, and Number of establishments by employment-size class (1 to 4, 5 to 9, 10 to 19, 20 to 49, 50 to 99, 100 to 249, 250 to 499, 500 to 999, 1,000 or more).

See footnotes at end of table.

Table 6. **Counties—Employees, Payroll, and Establishments by Industry: 2001—Con.**

[Excludes most government employees, railroad employees, and self-employed persons. Size class 1 to 4 includes establishments with payroll, but no employees, during mid-March pay period. (D) denotes figures withheld to avoid disclosing data for individual companies; the data are included in broader industry totals. Detailed industries with 100 or more employees are shown if industry was not a (D). For explanation of terms, abbreviations, and data reliability/comparability, see introductory text]

| NAICS code | Industry | Number of employees for week including March 12 | Payroll (\$1,000) | | Total number of establishments | Number of establishments by employment-size class | | | | | | | | | |
|---------------------------------|--|---|-------------------|---------|--------------------------------|---|--------|----------|----------|----------|------------|------------|------------|---------------|---|
| | | | First quarter | Annual | | 1 to 4 | 5 to 9 | 10 to 19 | 20 to 49 | 50 to 99 | 100 to 249 | 250 to 499 | 500 to 999 | 1,000 or more | |
| POLK—Con. | | | | | | | | | | | | | | | |
| 31-33 Manufacturing—Con. | | | | | | | | | | | | | | | |
| 311 | Food mfg—Con. | | | | 4 | | | | | | | | | | |
| 3119 | Other food mfg | (F) | (D) | (D) | 4 | 1 | — | 1 | — | — | 1 | — | — | 1 | — |
| 31194 | Seasoning & dressing mfg | (F) | (D) | (D) | 2 | — | — | — | — | — | — | — | — | 1 | — |
| 31199 | All other food mfg | (C) | (D) | (D) | 2 | — | — | 1 | — | — | — | 1 | — | — | — |
| 312 | Beverage & tobacco product mfg | (C) | (D) | (D) | 3 | — | — | 1 | — | 2 | — | — | — | — | — |
| 3121 | Beverage mfg | (C) | (D) | (D) | 3 | — | — | 1 | — | 2 | — | — | — | — | — |
| 31211 | Soft drink & ice mfg | (C) | (D) | (D) | 2 | — | — | — | — | 2 | — | — | — | — | — |
| 316 | Leather & allied product mfg | (C) | (D) | (D) | 1 | — | — | — | — | — | 1 | — | — | — | — |
| 3169 | Other leather & allied product mfg | (C) | (D) | (D) | 1 | — | — | — | — | — | 1 | — | — | — | — |
| 31699 | Other leather & allied product mfg | (C) | (D) | (D) | 1 | — | — | — | — | — | 1 | — | — | — | — |
| 321 | Wood product mfg | 442 | 2 776 | 15 756 | 14 | 4 | 5 | 2 | 2 | — | — | — | — | 1 | — |
| 3219 | Other wood product mfg | 411 | 2 472 | 14 095 | 11 | 4 | 3 | 1 | 2 | — | — | 1 | — | — | — |
| 32191 | Millwork | 393 | 2 407 | 13 781 | 8 | 2 | 3 | — | 2 | — | — | 1 | — | — | — |
| 321911 | Wood window & door mfg | 376 | 2 294 | 13 512 | 4 | — | — | — | 2 | — | — | — | 1 | — | — |
| 322 | Paper mfg | (C) | (D) | (D) | 6 | 1 | 2 | — | 1 | 1 | 1 | — | — | — | — |
| 3222 | Converted paper product mfg | (C) | (D) | (D) | 6 | 1 | 2 | — | 1 | 1 | 1 | — | — | — | — |
| 32223 | Stationery product mfg | (C) | (D) | (D) | 2 | 1 | — | — | — | — | — | — | — | — | — |
| 323 | Printing & related support activities | 2 507 | 21 752 | 80 897 | 86 | 26 | 17 | 19 | 14 | 5 | 4 | — | 1 | — | — |
| 3231 | Printing & related support activities | 2 507 | 21 752 | 80 897 | 86 | 26 | 17 | 19 | 14 | 5 | 4 | — | 1 | — | — |
| 32311 | Printing | 2 317 | 20 496 | 76 042 | 75 | 22 | 15 | 19 | 10 | 4 | 4 | — | 1 | — | — |
| 323110 | Commercial lithographic printing | 1 060 | 9 777 | 39 560 | 35 | 6 | 7 | 10 | 5 | 3 | 4 | — | — | — | — |
| 323112 | Commercial flexographic printing | 100 | 1 037 | 4 266 | 4 | — | 1 | 2 | — | 1 | — | — | — | — | — |
| 323116 | Manifold business form printing | 123 | 885 | 3 842 | 6 | 2 | 1 | 1 | 2 | — | — | — | — | — | — |
| 32312 | Printing support activities | 190 | 1 256 | 4 855 | 11 | 4 | 2 | — | 4 | 1 | — | — | — | — | — |
| 323121 | Tradebinding & related work | 126 | 745 | 3 139 | 5 | 2 | — | — | 2 | 1 | — | — | — | — | — |
| 325 | Chemical mfg | 660 | 7 114 | 28 090 | 17 | 4 | 2 | 5 | 2 | 1 | 3 | — | — | — | — |
| 3251 | Basic chemical mfg | (C) | (D) | (D) | 1 | — | — | — | — | — | 1 | — | — | — | — |
| 32519 | Other basic organic chemical mfg | (C) | (D) | (D) | 1 | — | — | — | — | — | 1 | — | — | — | — |
| 3254 | Pharmaceutical & medicine mfg | 268 | 2 274 | 9 030 | 3 | — | — | 1 | — | — | 2 | — | — | — | — |
| 32541 | Pharmaceutical & medicine mfg | 268 | 2 274 | 9 030 | 3 | — | — | 1 | — | — | 2 | — | — | — | — |
| 326 | Plastics & rubber products mfg | 2 729 | 28 155 | 112 428 | 12 | 2 | 1 | — | 3 | 2 | 2 | — | 1 | 1 | — |
| 3261 | Plastics product mfg | (F) | (D) | (D) | 8 | 2 | — | — | 2 | 2 | 2 | — | — | — | — |
| 32611 | Unsupported plastics film, sheet, & bag mfg | (C) | (D) | (D) | 3 | 1 | — | — | 1 | — | 1 | — | — | — | — |
| 32619 | Other plastics product mfg | (E) | (D) | (D) | 4 | 1 | — | — | — | 2 | 1 | — | — | — | — |
| 3262 | Rubber product mfg | (G) | (D) | (D) | 4 | — | 1 | — | 1 | — | — | — | — | 1 | 1 |
| 32621 | Tire mfg | (G) | (D) | (D) | 4 | — | 1 | — | 1 | — | — | — | — | 1 | 1 |
| 327 | Nonmetallic mineral product mfg | 408 | 2 588 | 16 384 | 26 | 4 | 6 | 9 | 6 | 1 | — | — | — | — | — |
| 3273 | Cement & concrete product mfg | 334 | 1 997 | 14 104 | 16 | — | 4 | 5 | 6 | 1 | — | — | — | — | — |
| 32732 | Ready-mix concrete mfg | 106 | 702 | 7 894 | 6 | — | 1 | 2 | 3 | — | — | — | — | — | — |
| 327320 | Ready-mix concrete mfg | 106 | 702 | 7 894 | 6 | — | 1 | 2 | 3 | — | — | — | — | — | — |
| 32739 | Other concrete product mfg | 115 | 794 | 3 627 | 7 | — | 3 | 2 | 2 | — | — | — | — | — | — |
| 327390 | Other concrete product mfg | 115 | 794 | 3 627 | 7 | — | 3 | 2 | 2 | — | — | — | — | — | — |
| 332 | Fabricated metal product mfg | 1 515 | 10 048 | 40 502 | 44 | 17 | 13 | 6 | 4 | 1 | 1 | 2 | — | — | — |
| 3321 | Forging & stamping | (F) | (D) | (D) | 2 | — | — | — | 1 | — | — | 1 | — | — | — |
| 33211 | Forging & stamping | (F) | (D) | (D) | 2 | — | — | — | 1 | — | — | 1 | — | — | — |
| 3323 | Architectural & structural metals mfg | 542 | 4 436 | 16 396 | 9 | 3 | 3 | 1 | 1 | — | — | 1 | — | — | — |
| 33232 | Ornamental & architectural metal prod mfg | 542 | 4 436 | 16 396 | 9 | 3 | 3 | 1 | 1 | — | — | 1 | — | — | — |
| 3324 | Boiler, tank & shipping container mfg | (C) | (D) | (D) | 2 | 1 | — | — | — | — | 1 | — | — | — | — |
| 33242 | Metal tank (heavy gauge) mfg | (C) | (D) | (D) | 1 | — | — | — | — | — | 1 | — | — | — | — |
| 3327 | Mach shops, turn prod, screw, nut, bolt mfg | 169 | 1 465 | 5 761 | 17 | 7 | 6 | 2 | 1 | 1 | — | — | — | — | — |
| 333 | Machinery mfg | 2 826 | 33 472 | 133 419 | 33 | 9 | 4 | 5 | 7 | 2 | 3 | 1 | 2 | — | — |
| 3331 | Ag, construction & mining machinery mfg | 1 334 | 19 238 | 74 298 | 8 | — | 1 | 2 | 3 | — | 1 | — | 1 | — | — |
| 33311 | Agricultural implement mfg | (G) | (D) | (D) | 6 | — | 1 | 1 | 3 | — | — | — | 1 | — | — |
| 33313 | Mining & oil & gas field machinery mfg | (C) | (D) | (D) | 1 | — | — | — | — | — | 1 | — | — | — | — |
| 3332 | Industrial machinery mfg | 325 | 3 921 | 14 951 | 6 | 1 | — | — | 3 | 1 | 1 | — | — | — | — |
| 33329 | Other industrial machinery mfg | (E) | (D) | (D) | 5 | 1 | — | — | 2 | 1 | 1 | — | — | — | — |
| 3333 | Commercial & service industry machinery mfg | 903 | 8 633 | 35 753 | 6 | 2 | — | 1 | 1 | — | — | 1 | 1 | — | — |
| 33331 | Commercial & service industry machinery mfg | 903 | 8 633 | 35 753 | 6 | 2 | — | 1 | 1 | — | — | 1 | 1 | — | — |
| 3334 | HVAC & commercial refrigeration equipment mfg | (C) | (D) | (D) | 2 | — | — | — | — | 1 | 1 | — | — | — | — |
| 33341 | HVAC & commercial refrigeration equipment mfg | (C) | (D) | (D) | 2 | — | — | — | — | 1 | 1 | — | — | — | — |
| 334 | Computer & electronic product mfg | 367 | 2 616 | 10 026 | 13 | 7 | — | 1 | 3 | 1 | 1 | — | — | — | — |
| 3345 | Nav, measuring, medical, control instruments mfg | 259 | 1 607 | 6 313 | 7 | 4 | — | 1 | — | 1 | 1 | — | — | — | — |
| 33451 | Nav, measuring, medical, control instruments mfg | 259 | 1 607 | 6 313 | 7 | 4 | — | 1 | — | 1 | 1 | — | — | — | — |
| 335 | Electrical equip, appliance & component mfg | 471 | 7 911 | 29 844 | 5 | 1 | — | — | — | 3 | — | 1 | — | — | — |
| 3353 | Electrical equipment mfg | (E) | (D) | (D) | 4 | — | — | — | — | 3 | — | 1 | — | — | — |
| 33531 | Electrical equipment mfg | (E) | (D) | (D) | 4 | — | — | — | — | 3 | — | 1 | — | — | — |
| 336 | Transportation equipment mfg | 1 221 | 10 918 | 43 801 | 17 | 11 | 3 | — | — | — | 1 | 2 | — | — | — |
| 3363 | Motor vehicle parts mfg | (F) | (D) | (D) | 8 | 5 | 1 | — | — | — | 1 | 1 | — | — | — |
| 33639 | Other motor vehicle parts mfg | (F) | (D) | (D) | 2 | — | — | — | — | — | 1 | 1 | — | — | — |
| 3364 | Aerospace product & parts mfg | (E) | (D) | (D) | 1 | — | — | — | — | — | — | — | 1 | — | — |
| 33641 | Aerospace product & parts mfg | (E) | (D) | (D) | 1 | — | — | — | — | — | — | — | 1 | — | — |
| 337 | Furniture & related product mfg | 296 | 2 182 | 9 230 | 15 | 4 | 7 | 2 | 1 | — | 1 | — | — | — | — |
| 3372 | Office furniture (including fixtures) mfg | (E) | (D) | (D) | 7 | 1 | 3 | 1 | 1 | — | 1 | — | — | — | — |
| 33721 | Office furniture (including fixtures) mfg | (E) | (D) | (D) | 7 | 1 | 3 | 1 | 1 | — | 1 | — | — | — | — |

See footnotes at end of table.

Table 6. Counties—Employees, Payroll, and Establishments by Industry: 2001—Con.

[Excludes most government employees, railroad employees, and self-employed persons. Size class 1 to 4 includes establishments with payroll, but no employees, during mid-March pay period. (D) denotes figures withheld to avoid disclosing data for individual companies; the data are included in broader industry totals. Detailed industries with 100 or more employees are shown if industry was not a (D). For explanation of terms, abbreviations, and data reliability/comparability, see introductory text]

| NAICS code | Industry | Number of employees for week including March 12 | Payroll (\$1,000) | | Total number of establishments | Number of establishments by employment-size class | | | | | | | | |
|---|---|---|-------------------|----------------|--------------------------------|---|------------|------------|------------|-----------|------------|------------|------------|---------------|
| | | | First quarter | Annual | | 1 to 4 | 5 to 9 | 10 to 19 | 20 to 49 | 50 to 99 | 100 to 249 | 250 to 499 | 500 to 999 | 1,000 or more |
| POLK—Con. | | | | | | | | | | | | | | |
| 42 Wholesale trade—Con. | | | | | | | | | | | | | | |
| 422 Wholesale trade, nondurable goods—Con. | | | | | | | | | | | | | | |
| 4224 | Grocery & related product whsle | 2 635 | 23 160 | 90 925 | 60 | 19 | 10 | 13 | 3 | 6 | 7 | 2 | | |
| 42241 | General line grocery whsle | 1 539 | 13 647 | 54 954 | 11 | 1 | 1 | | 1 | 2 | 4 | 2 | | |
| 422410 | General line grocery whsle | 1 539 | 13 647 | 54 954 | 11 | 1 | 1 | | 1 | 2 | 4 | 2 | | |
| 42242 | Packaged frozen food whsle | 173 | 1 490 | 5 657 | 7 | | 3 | 2 | | | | | | |
| 422420 | Packaged frozen food whsle | 173 | 1 490 | 5 657 | 7 | | 3 | 2 | | | | | | |
| 42245 | Confectionery whsle | (C) | (D) | (D) | 5 | 2 | 1 | 1 | | | 1 | | | |
| 42248 | Fresh fruit & vegetable whsle | 309 | 2 520 | 10 627 | 6 | 1 | 1 | 2 | | 1 | 1 | | | |
| 422480 | Fresh fruit & vegetable whsle | 309 | 2 520 | 10 627 | 6 | 1 | 1 | 2 | | 1 | 1 | | | |
| 42249 | Other grocery & related products whsle | 320 | 2 954 | 10 076 | 19 | 8 | 3 | 4 | 2 | 1 | 1 | | | |
| 422490 | Other grocery & related products whsle | 320 | 2 954 | 10 076 | 19 | 8 | 3 | 4 | 2 | 1 | 1 | | | |
| 4225 | Farm product raw material whsle | 251 | 2 212 | 9 596 | 17 | 5 | 3 | 4 | 5 | | | | | |
| 42251 | Grain & field bean whsle | (C) | (D) | (D) | 15 | 5 | 3 | 3 | 4 | | | | | |
| 4226 | Chemical & allied products whsle | 342 | 7 950 | 21 035 | 28 | 13 | 4 | 5 | 5 | 1 | | | | |
| 42269 | Other chemical & allied products whsle | 246 | 6 637 | 15 552 | 23 | 12 | 2 | 5 | 3 | 1 | | | | |
| 422690 | Other chemical & allied products whsle | 246 | 6 637 | 15 552 | 23 | 12 | 2 | 5 | 3 | 1 | | | | |
| 4227 | Petroleum & petroleum products whsle | 124 | 1 227 | 5 315 | 19 | 11 | 5 | 2 | 1 | | | | | |
| 42271 | Petroleum bulk stations & terminals | 100 | 921 | 3 729 | 12 | 6 | 3 | 2 | 1 | | | | | |
| 422710 | Petroleum bulk stations & terminals | 100 | 921 | 3 729 | 12 | 6 | 3 | 2 | 1 | | | | | |
| 4228 | Beer, wine, distilled alcoholic beverage whsle | 499 | 3 953 | 15 750 | 12 | 5 | 2 | | 1 | 2 | 2 | | | |
| 42281 | Beer & ale whsle | (E) | (D) | (D) | 5 | 3 | | | | | 2 | | | |
| 42282 | Wine & distilled alcoholic beverage whsle | (C) | (D) | (D) | 7 | 2 | 2 | | 1 | 2 | | | | |
| 4229 | Miscellaneous nondurable goods whsle | 847 | 8 390 | 31 051 | 57 | 28 | 11 | 8 | 4 | 5 | 1 | | | |
| 42291 | Farm supplies whsle | 310 | 4 813 | 16 922 | 21 | 11 | 5 | 1 | 3 | 1 | | | | |
| 422910 | Farm supplies whsle | 310 | 4 813 | 16 922 | 21 | 11 | 5 | 1 | 3 | 1 | | | | |
| 42292 | Book, periodical & newspaper whsle | 141 | 898 | 3 467 | 5 | 2 | | 2 | | | 1 | | | |
| 422920 | Book, periodical & newspaper whsle | 141 | 898 | 3 467 | 5 | 2 | | 2 | | | 1 | | | |
| 42293 | Flower, nursery stock, florists' supplies whsle | 185 | 1 044 | 4 381 | 9 | 3 | 1 | 2 | 2 | 1 | | | | |
| 422930 | Flower, nursery stock, florists' supplies whsle | 185 | 1 044 | 4 381 | 9 | 3 | 1 | 2 | 2 | 1 | | | | |
| 42299 | Other miscellaneous nondurable goods whsle | 172 | 1 241 | 4 988 | 17 | 10 | 3 | 2 | 1 | 1 | | | | |
| 422990 | Other miscellaneous nondurable goods whsle | 172 | 1 241 | 4 988 | 17 | 10 | 3 | 2 | 1 | 1 | | | | |
| 44-45 | Retail trade | 31 006 | 153 782 | 643 944 | 1 715 | 615 | 459 | 364 | 147 | 59 | 59 | 11 | 1 | |
| 441 | Motor vehicle & parts dealers | 3 256 | 28 666 | 134 255 | 216 | 74 | 72 | 39 | 15 | 9 | 7 | | | |
| 4411 | Automobile dealers | 2 043 | 20 905 | 101 045 | 89 | 44 | 19 | 3 | 9 | 7 | 7 | | | |
| 44111 | New car dealers | 1 865 | 19 651 | 95 534 | 40 | 12 | 4 | 1 | 9 | 7 | 7 | | | |
| 441110 | New car dealers | 1 865 | 19 651 | 95 534 | 40 | 12 | 4 | 1 | 9 | 7 | 7 | | | |
| 44112 | Used car dealers | 178 | 1 254 | 5 511 | 49 | 32 | 15 | 2 | | | | | | |
| 441120 | Used car dealers | 178 | 1 254 | 5 511 | 49 | 32 | 15 | 2 | | | | | | |
| 4412 | Other motor vehicle dealers | 174 | 1 045 | 5 591 | 20 | 7 | 7 | 4 | 2 | | | | | |
| 44122 | Motorcycle & boat & other MV dealers | 119 | 784 | 4 143 | 11 | 4 | 2 | 3 | 2 | | | | | |
| 4413 | Automotive parts, accessories & tire stores | 1 039 | 6 716 | 27 619 | 107 | 23 | 46 | 32 | 4 | 2 | | | | |
| 44131 | Automotive parts, accessories & tire stores | 771 | 4 746 | 20 048 | 79 | 19 | 34 | 20 | 4 | 2 | | | | |
| 441310 | Automotive parts, accessories & tire stores | 771 | 4 746 | 20 048 | 79 | 19 | 34 | 20 | 4 | 2 | | | | |
| 44132 | Tire dealers | 268 | 1 970 | 7 571 | 28 | 4 | 12 | 12 | | | | | | |
| 441320 | Tire dealers | 268 | 1 970 | 7 571 | 28 | 4 | 12 | 12 | | | | | | |
| 442 | Furniture & home furnishing stores | 1 149 | 6 900 | 27 944 | 98 | 48 | 17 | 23 | 7 | 1 | 2 | | | |
| 4421 | Furniture stores | 521 | 3 766 | 14 360 | 40 | 19 | 6 | 10 | 4 | | 1 | | | |
| 44211 | Furniture stores | 521 | 3 766 | 14 360 | 40 | 19 | 6 | 10 | 4 | | 1 | | | |
| 442110 | Furniture stores | 521 | 3 766 | 14 360 | 40 | 19 | 6 | 10 | 4 | | 1 | | | |
| 4422 | Home furnishings stores | 628 | 3 134 | 13 584 | 58 | 29 | 11 | 13 | 3 | 1 | 1 | | | |
| 44221 | Floor covering stores | 297 | 2 105 | 9 875 | 24 | 11 | 4 | 5 | 3 | 1 | | | | |
| 442210 | Floor covering stores | 297 | 2 105 | 9 875 | 24 | 11 | 4 | 5 | 3 | 1 | | | | |
| 44229 | Other home furnishings stores | 331 | 1 029 | 3 709 | 34 | 18 | 7 | 8 | | | 1 | | | |
| 442299 | All other home furnishings stores | 300 | 841 | 2 914 | 27 | 14 | 4 | 8 | | | 1 | | | |
| 443 | Electronics & appliance stores | 1 150 | 7 934 | 26 423 | 74 | 24 | 26 | 12 | 6 | 3 | 3 | | | |
| 4431 | Electronics & appliance stores | 1 150 | 7 934 | 26 423 | 74 | 24 | 26 | 12 | 6 | 3 | 3 | | | |
| 44311 | Appliance, TV & all other electronics stores | 900 | 6 431 | 20 934 | 50 | 16 | 17 | 8 | 4 | 2 | 3 | | | |
| 443111 | Household appliance stores | 118 | 605 | 1 858 | 12 | 5 | 4 | 2 | | | 1 | | | |
| 443112 | Radio, television & other electronics stores | 782 | 5 826 | 19 076 | 38 | 11 | 13 | 6 | 4 | 1 | 3 | | | |
| 44312 | Computer & software stores | 199 | 1 330 | 4 776 | 17 | 7 | 4 | 3 | 2 | 1 | | | | |
| 443120 | Computer & software stores | 199 | 1 330 | 4 776 | 17 | 7 | 4 | 3 | 2 | 1 | | | | |
| 444 | Bldg material & garden equip & supp dealers | 2 963 | 21 741 | 86 695 | 170 | 63 | 39 | 36 | 16 | 9 | 7 | | | |
| 4441 | Building material & supplies dealers | 2 592 | 20 236 | 78 892 | 130 | 48 | 29 | 25 | 12 | 9 | 7 | | | |
| 44411 | Home centers | 1 173 | 6 563 | 26 874 | 17 | 7 | | | 1 | 2 | 7 | | | |
| 444110 | Home centers | 1 173 | 6 563 | 26 874 | 17 | 7 | | | 1 | 2 | 7 | | | |
| 44413 | Hardware stores | 211 | 672 | 2 910 | 20 | 8 | 4 | 6 | 1 | 1 | | | | |
| 444130 | Hardware stores | 211 | 672 | 2 910 | 20 | 8 | 4 | 6 | 1 | 1 | | | | |
| 44419 | Other building material dealers | 1 114 | 12 460 | 46 650 | 77 | 29 | 15 | 17 | 10 | 6 | | | | |
| 444190 | Other building material dealers | 1 114 | 12 460 | 46 650 | 77 | 29 | 15 | 17 | 10 | 6 | | | | |
| 4442 | Lawn & garden equip & supplies stores | 371 | 1 505 | 7 803 | 40 | 15 | 10 | 11 | 4 | | | | | |
| 44421 | Outdoor power equipment stores | 173 | 823 | 3 935 | 19 | 5 | 6 | 7 | 1 | | | | | |
| 444210 | Outdoor power equipment stores | 173 | 823 | 3 935 | 19 | 5 | 6 | 7 | 1 | | | | | |
| 44422 | Nursery & garden centers | 198 | 682 | 3 868 | 21 | 10 | 4 | 4 | 3 | | | | | |
| 444220 | Nursery & garden centers | 198 | 682 | 3 868 | 21 | 10 | 4 | 4 | 3 | | | | | |
| 445 | Food & beverage stores | 6 245 | 22 594 | 94 695 | 119 | 43 | 18 | 16 | 6 | 11 | 19 | 6 | | |
| 4451 | Grocery stores | 5 973 | 21 696 | 90 350 | 77 | 20 | 8 | 8 | 6 | 10 | 19 | 6 | | |
| 44511 | Grocery (except convenience) stores | 5 893 | 21 338 | 88 778 | 65 | 11 | 8 | 7 | 4 | 10 | 19 | 6 | | |
| 445110 | Grocery (except convenience) stores | 5 893 | 21 338 | 88 778 | 65 | 11 | 8 | 7 | 4 | 10 | 19 | 6 | | |
| 4452 | Specialty food stores | 230 | 768 | 3 770 | 34 | 20 | 6 | 7 | | 1 | | | | |
| 44529 | Other specialty food stores | (C) | (D) | (D) | 30 | 18 | 5 | 7 | | | | | | |

See footnotes at end of table.

Table 6. Counties—Employees, Payroll, and Establishments by Industry: 2001—Con.

[Excludes most government employees, railroad employees, and self-employed persons. Size class 1 to 4 includes establishments with payroll, but no employees, during mid-March pay period. (D) denotes figures withheld to avoid disclosing data for individual companies; the data are included in broader industry totals. Detailed industries with 100 or more employees are shown if industry was not a (D). For explanation of terms, abbreviations, and data reliability/comparability, see introductory text]

| NAICS code | Industry | Number of employees for week including March 12 | Payroll (\$1,000) | | Total number of establishments | Number of establishments by employment-size class | | | | | | | | |
|--------------------------------|--|---|-------------------|---------|--------------------------------|---|--------|----------|----------|----------|------------|------------|------------|---------------|
| | | | First quarter | Annual | | 1 to 4 | 5 to 9 | 10 to 19 | 20 to 49 | 50 to 99 | 100 to 249 | 250 to 499 | 500 to 999 | 1,000 or more |
| POLK—Con. | | | | | | | | | | | | | | |
| 44-45 Retail trade—Con. | | | | | | | | | | | | | | |
| 446 | Health & personal care stores | 1 965 | 8 905 | 37 027 | 152 | 56 | 48 | 13 | 30 | 4 | 1 | | | |
| 4461 | Health & personal care stores | 1 965 | 8 905 | 37 027 | 152 | 56 | 48 | 13 | 30 | 4 | 1 | | | |
| 44611 | Pharmacies & drug stores | 1 338 | 5 793 | 23 469 | 56 | 10 | 14 | 4 | 23 | 4 | 1 | | | |
| 446110 | Pharmacies & drug stores | 1 338 | 5 793 | 23 469 | 56 | 10 | 14 | 4 | 23 | 4 | 1 | | | |
| 44612 | Cosmetics, beauty supplies & perfume stores | 162 | 326 | 1 438 | 20 | 8 | 9 | | 3 | | | | | |
| 446120 | Cosmetics, beauty supplies & perfume stores | 162 | 326 | 1 438 | 20 | 8 | 9 | | 3 | | | | | |
| 44613 | Optical goods stores | 199 | 1 252 | 5 760 | 41 | 24 | 14 | 2 | 1 | | | | | |
| 446130 | Optical goods stores | 199 | 1 252 | 5 760 | 41 | 24 | 14 | 2 | 1 | | | | | |
| 44619 | Other health & personal care stores | 266 | 1 534 | 6 360 | 35 | 14 | 11 | 7 | 3 | | | | | |
| 446199 | All other health & personal care stores | 180 | 1 314 | 5 477 | 22 | 8 | 7 | 5 | 2 | | | | | |
| 447 | Gasoline stations | 1 969 | 7 872 | 31 963 | 194 | 53 | 49 | 81 | 10 | | 1 | | | |
| 4471 | Gasoline stations | 1 969 | 7 872 | 31 963 | 194 | 53 | 49 | 81 | 10 | | 1 | | | |
| 44711 | Gasoline stations with convenience stores | 1 565 | 6 170 | 24 840 | 158 | 36 | 39 | 75 | 8 | | | | | |
| 447110 | Gasoline stations with convenience stores | 1 565 | 6 170 | 24 840 | 158 | 36 | 39 | 75 | 8 | | | | | |
| 44719 | Other gasoline stations | 404 | 1 702 | 7 123 | 36 | 17 | 10 | 6 | 2 | | 1 | | | |
| 447190 | Other gasoline stations | 404 | 1 702 | 7 123 | 36 | 17 | 10 | 6 | 2 | | 1 | | | |
| 448 | Clothing & clothing accessories stores | 2 815 | 10 332 | 40 479 | 244 | 75 | 83 | 61 | 15 | 8 | 2 | | | |
| 4481 | Clothing stores | 2 103 | 6 829 | 27 544 | 145 | 38 | 48 | 36 | 13 | 8 | 2 | | | |
| 44811 | Men's clothing stores | 156 | 738 | 2 797 | 17 | 4 | 6 | 6 | 1 | | | | | |
| 448110 | Men's clothing stores | 156 | 738 | 2 797 | 17 | 4 | 6 | 6 | 1 | | | | | |
| 44812 | Women's clothing stores | 467 | 1 080 | 4 215 | 48 | 14 | 16 | 14 | 4 | | | | | |
| 448120 | Women's clothing stores | 467 | 1 080 | 4 215 | 48 | 14 | 16 | 14 | 4 | | | | | |
| 44813 | Children's & infants' clothing stores (C) | 1 040 | 3 711 | 14 901 | 37 | 5 | 10 | 10 | 3 | 7 | 2 | | | |
| 448130 | Children's & infants' clothing stores (D) | 1 040 | 3 711 | 14 901 | 37 | 5 | 10 | 10 | 3 | 7 | 2 | | | |
| 44814 | Family clothing stores | 260 | 799 | 3 669 | 24 | 8 | 9 | 3 | 3 | 1 | | | | |
| 448140 | Family clothing stores | 260 | 799 | 3 669 | 24 | 8 | 9 | 3 | 3 | 1 | | | | |
| 44819 | Other clothing stores | 260 | 799 | 3 669 | 24 | 8 | 9 | 3 | 3 | 1 | | | | |
| 448190 | Other clothing stores | 260 | 799 | 3 669 | 24 | 8 | 9 | 3 | 3 | 1 | | | | |
| 4482 | Shoe stores | 335 | 1 063 | 4 485 | 51 | 20 | 19 | 12 | | | | | | |
| 44821 | Shoe stores | 335 | 1 063 | 4 485 | 51 | 20 | 19 | 12 | | | | | | |
| 448210 | Shoe stores | 335 | 1 063 | 4 485 | 51 | 20 | 19 | 12 | | | | | | |
| 4483 | Jewelry, luggage & leather goods stores | 377 | 2 440 | 8 450 | 48 | 17 | 16 | 13 | 2 | | | | | |
| 44831 | Jewelry stores | (E) | (D) | (D) | 47 | 17 | 15 | 13 | 2 | | | | | |
| 451 | Sporting goods, hobby, book & music stores | 1 275 | 4 349 | 18 011 | 108 | 40 | 29 | 20 | 16 | 3 | | | | |
| 4511 | Sporting goods, hobby, musical instrument stores | 886 | 3 226 | 13 299 | 75 | 31 | 16 | 14 | 12 | 2 | | | | |
| 45111 | Sporting goods stores | 296 | 1 115 | 4 637 | 31 | 11 | 9 | 7 | 4 | | | | | |
| 451110 | Sporting goods stores | 296 | 1 115 | 4 637 | 31 | 11 | 9 | 7 | 4 | | | | | |
| 45112 | Hobby, toy & game stores | 368 | 1 031 | 4 411 | 21 | 7 | 6 | 2 | 4 | 2 | | | | |
| 451120 | Hobby, toy & game stores | 368 | 1 031 | 4 411 | 21 | 7 | 6 | 2 | 4 | 2 | | | | |
| 45113 | Sewing, needlework & piece goods stores | 106 | 237 | 937 | 13 | 7 | | 5 | 1 | | | | | |
| 451130 | Sewing, needlework & piece goods stores | 106 | 237 | 937 | 13 | 7 | | 5 | 1 | | | | | |
| 45114 | Musical instrument & supplies stores | 116 | 843 | 3 314 | 10 | 6 | 1 | | 3 | | | | | |
| 451140 | Musical instrument & supplies stores | 116 | 843 | 3 314 | 10 | 6 | 1 | | 3 | | | | | |
| 4512 | Book, periodical & music stores | 389 | 1 123 | 4 712 | 33 | 9 | 13 | 6 | 4 | 1 | | | | |
| 45121 | Book stores & news dealers | 315 | 946 | 4 002 | 20 | 5 | 6 | 4 | 4 | 1 | | | | |
| 452 | General merchandise stores | 5 519 | 23 352 | 101 047 | 51 | 1 | 11 | 7 | 5 | 6 | 15 | 5 | 1 | |
| 4521 | Department stores | 4 060 | 18 434 | 80 317 | 21 | | | | | 5 | 11 | 4 | 1 | |
| 45211 | Department stores | 4 060 | 18 434 | 80 317 | 21 | | | | | 5 | 11 | 4 | 1 | |
| 452110 | Department stores | 4 060 | 18 434 | 80 317 | 21 | | | | | 5 | 11 | 4 | 1 | |
| 4529 | Other general merchandise stores | 1 459 | 4 918 | 20 730 | 30 | 1 | 11 | 7 | 5 | 1 | 4 | 1 | | |
| 45291 | Warehouse clubs & superstores (F) | (D) | (D) | (D) | 4 | | | | | | 2 | 1 | | |
| 45299 | All other general merchandise stores (F) | (D) | (D) | (D) | 26 | | 11 | 7 | 5 | 1 | 2 | | | |
| 453 | Miscellaneous store retailers | 2 003 | 6 938 | 28 661 | 212 | 95 | 52 | 48 | 13 | 2 | 2 | | | |
| 4531 | Florists | 304 | 472 | 2 278 | 18 | 7 | 8 | 2 | | | 1 | | | |
| 45311 | Florists | 304 | 472 | 2 278 | 18 | 7 | 8 | 2 | | | 1 | | | |
| 453110 | Florists | 304 | 472 | 2 278 | 18 | 7 | 8 | 2 | | | 1 | | | |
| 4532 | Office supplies, stationery & gift stores | 810 | 2 352 | 9 538 | 86 | 35 | 20 | 21 | 9 | 1 | | | | |
| 45321 | Office supplies & stationery stores | 234 | 1 042 | 4 031 | 14 | 4 | | 4 | 6 | | | | | |
| 453210 | Office supplies & stationery stores | 234 | 1 042 | 4 031 | 14 | 4 | | 4 | 6 | | | | | |
| 45322 | Gift, novelty & souvenir stores | 576 | 1 310 | 5 507 | 72 | 31 | 20 | 17 | 3 | 1 | | | | |
| 453220 | Gift, novelty & souvenir stores | 576 | 1 310 | 5 507 | 72 | 31 | 20 | 17 | 3 | 1 | | | | |
| 4533 | Used merchandise stores | 256 | 647 | 2 940 | 34 | 18 | 4 | 10 | 2 | | | | | |
| 45331 | Used merchandise stores | 256 | 647 | 2 940 | 34 | 18 | 4 | 10 | 2 | | | | | |
| 453310 | Used merchandise stores | 256 | 647 | 2 940 | 34 | 18 | 4 | 10 | 2 | | | | | |
| 4539 | Other miscellaneous store retailers | 633 | 3 467 | 13 905 | 74 | 35 | 20 | 15 | 2 | 1 | 1 | | | |
| 45391 | Pet & pet supplies stores | 261 | 1 842 | 6 590 | 16 | 8 | 3 | 2 | 1 | 1 | 1 | | | |
| 453910 | Pet & pet supplies stores | 261 | 1 842 | 6 590 | 16 | 8 | 3 | 2 | 1 | 1 | 1 | | | |
| 45399 | All other miscellaneous store retailers | 321 | 1 253 | 5 799 | 41 | 13 | 14 | 13 | 1 | | | | | |
| 453998 | All other misc store retailers (exc tobacco) | 307 | 1 200 | 5 541 | 37 | 10 | 13 | 13 | 1 | | | | | |
| 454 | Nonstore retailers | 697 | 4 199 | 16 744 | 77 | 43 | 15 | 8 | 8 | 3 | | | | |
| 4541 | Electronic shopping & mail-order houses | 176 | 1 220 | 4 079 | 14 | 8 | 2 | | 3 | 1 | | | | |
| 45411 | Electronic shopping & mail-order houses | 176 | 1 220 | 4 079 | 14 | 8 | 2 | | 3 | 1 | | | | |
| 454110 | Electronic shopping & mail-order houses | 176 | 1 220 | 4 079 | 14 | 8 | 2 | | 3 | 1 | | | | |
| 4542 | Vending machine operators | 258 | 1 420 | 6 145 | 28 | 16 | 5 | 4 | 1 | 2 | | | | |
| 45421 | Vending machine operators | 258 | 1 420 | 6 145 | 28 | 16 | 5 | 4 | 1 | 2 | | | | |
| 454210 | Vending machine operators | 258 | 1 420 | 6 145 | 28 | 16 | 5 | 4 | 1 | 2 | | | | |
| 4543 | Direct selling establishments | 263 | 1 559 | 6 520 | 35 | 19 | 8 | 4 | 4 | | | | | |
| 45439 | Other direct selling establishments | 230 | 1 336 | 5 578 | 32 | 19 | 7 | 2 | 4 | | | | | |
| 454390 | Other direct selling establishments | 230 | 1 336 | 5 578 | 32 | 19 | 7 | 2 | 4 | | | | | |

See footnotes at end of table.

Table 6. Counties—Employees, Payroll, and Establishments by Industry: 2001—Con.

[Excludes most government employees, railroad employees, and self-employed persons. Size class 1 to 4 includes establishments with payroll, but no employees, during mid-March pay period. (D) denotes figures withheld to avoid disclosing data for individual companies; the data are included in broader industry totals. Detailed industries with 100 or more employees are shown if industry was not a (D). For explanation of terms, abbreviations, and data reliability/comparability, see introductory text]

| NAICS code | Industry | Number of employees for week including March 12 | Payroll (\$1,000) | | Total number of establishments | Number of establishments by employment-size class | | | | | | | | | |
|---|--|---|-------------------|--------|--------------------------------|---|--------|----------|----------|----------|------------|------------|------------|---------------|--|
| | | | First quarter | Annual | | 1 to 4 | 5 to 9 | 10 to 19 | 20 to 49 | 50 to 99 | 100 to 249 | 250 to 499 | 500 to 999 | 1,000 or more | |
| POTTAWATTAMIE—Con. | | | | | | | | | | | | | | | |
| 44-45 Retail trade—Con. | | | | | | | | | | | | | | | |
| 448 | Clothing & clothing accessories stores | 453 | 1 515 | 5 632 | 44 | 12 | 22 | 6 | 3 | - | 1 | - | - | - | |
| 4481 | Clothing stores | 345 | 1 090 | 4 026 | 26 | 5 | 13 | 4 | 3 | - | 1 | - | - | - | |
| 44814 | Family clothing stores | 219 | 760 | 2 778 | 9 | 2 | 3 | - | 3 | - | 1 | - | - | - | |
| 448140 | Family clothing stores | 219 | 760 | 2 778 | 9 | 2 | 3 | - | 3 | - | 1 | - | - | - | |
| 451 | Sporting goods, hobby, book & music stores | 123 | 330 | 1 407 | 19 | 9 | 7 | 2 | 1 | - | - | - | - | - | |
| 452 | General merchandise stores | 1 181 | 4 777 | 19 781 | 18 | 4 | 4 | 3 | 1 | 1 | 4 | - | 1 | - | |
| 4521 | Department stores | 954 | 4 076 | 16 426 | 5 | - | - | - | - | 1 | 3 | - | 1 | - | |
| 45211 | Department stores | 954 | 4 076 | 16 426 | 5 | - | - | - | - | 1 | 3 | - | 1 | - | |
| 452110 | Department stores | 954 | 4 076 | 16 426 | 5 | - | - | - | - | 1 | 3 | - | 1 | - | |
| 4529 | Other general merchandise stores | 227 | 701 | 3 355 | 13 | 4 | 4 | 3 | 1 | - | 1 | - | - | - | |
| 45291 | Warehouse clubs & superstores | (C) | (D) | (D) | 1 | - | - | - | - | - | 1 | - | - | - | |
| 45299 | All other general merchandise stores | (C) | (D) | (D) | 12 | 4 | 4 | 3 | 1 | - | - | - | - | - | |
| 453 | Miscellaneous store retailers | 283 | 696 | 2 801 | 42 | 20 | 14 | 4 | 4 | - | - | - | - | - | |
| 4532 | Office supplies, stationery & gift stores | 161 | 419 | 1 658 | 18 | 6 | 7 | 2 | 3 | - | - | - | - | - | |
| 45322 | Gift, novelty & souvenir stores | 109 | 256 | 1 005 | 13 | 5 | 4 | 2 | 2 | - | - | - | - | - | |
| 453220 | Gift, novelty & souvenir stores | 109 | 256 | 1 005 | 13 | 5 | 4 | 2 | 2 | - | - | - | - | - | |
| 454 | Nonstore retailers | 300 | 1 202 | 5 459 | 7 | 3 | 1 | 1 | 1 | - | 1 | - | - | - | |
| 4543 | Direct selling establishments | (E) | (D) | (D) | 4 | 2 | 1 | - | - | - | 1 | - | - | - | |
| 45439 | Other direct selling establishments | (E) | (D) | (D) | 4 | 2 | 1 | - | - | - | 1 | - | - | - | |
| 48-49 Transportation & warehousing | | | | | | | | | | | | | | 935 | |
| 484 | Truck transportation | 692 | 5 441 | 23 020 | 79 | 53 | 9 | 4 | 9 | 4 | - | - | - | - | |
| 4841 | General freight trucking | 596 | 4 823 | 20 321 | 48 | 28 | 5 | 2 | 9 | 4 | - | - | - | - | |
| 48411 | General freight trucking, local | 146 | 782 | 3 523 | 16 | 10 | 1 | 1 | 4 | - | - | - | - | - | |
| 484110 | General freight trucking, local | 146 | 782 | 3 523 | 16 | 10 | 1 | 1 | 4 | - | - | - | - | - | |
| 48412 | General freight trucking, long-distance | 450 | 4 041 | 16 798 | 32 | 18 | 4 | 1 | 5 | 4 | - | - | - | - | |
| 484121 | General freight trucking, long-distance, TL | 256 | 1 945 | 8 208 | 26 | 16 | 4 | 1 | 4 | 1 | - | - | - | - | |
| 484122 | General freight trucking, long-distance, LTL | 194 | 2 096 | 8 590 | 6 | 2 | - | - | 1 | 3 | - | - | - | - | |
| 485 | Transit & ground passenger transportation | (C) | (D) | (D) | 3 | 1 | - | - | 1 | 1 | - | - | - | - | |
| 4854 | School & employee bus transportation | (C) | (D) | (D) | 2 | - | - | - | 1 | 1 | - | - | - | - | |
| 48541 | School & employee bus transportation | (C) | (D) | (D) | 2 | - | - | - | 1 | 1 | - | - | - | - | |
| 51 Information | | | | | | | | | | | | | | 382 | |
| 511 | Publishing industries | (C) | (D) | (D) | 6 | 3 | 1 | - | - | 1 | 1 | - | - | - | |
| 5111 | Newspaper, periodical, book, database publishers | (C) | (D) | (D) | 6 | 3 | 1 | - | - | 1 | 1 | - | - | - | |
| 51111 | Newspaper publishers | (C) | (D) | (D) | 6 | 3 | 1 | - | - | 1 | 1 | - | - | - | |
| 52 Finance & insurance | | | | | | | | | | | | | | 1 399 | |
| 522 | Credit intermediation & related activities | 411 | 3 244 | 13 844 | 51 | 25 | 14 | 6 | 5 | 1 | - | - | - | - | |
| 5221 | Depository credit intermediation | 359 | 2 816 | 11 709 | 34 | 13 | 9 | 6 | 5 | 1 | - | - | - | - | |
| 52211 | Commercial banking | 330 | 2 651 | 10 815 | 28 | 10 | 6 | 6 | 5 | 1 | - | - | - | - | |
| 522110 | Commercial banking | 330 | 2 651 | 10 815 | 28 | 10 | 6 | 6 | 5 | 1 | - | - | - | - | |
| 524 | Insurance carriers & related activities | 907 | 8 180 | 41 499 | 36 | 26 | 8 | 1 | - | - | - | - | 1 | - | |
| 5241 | Insurance carriers | (F) | (D) | (D) | 4 | 2 | 1 | - | - | - | - | - | 1 | - | |
| 52412 | Other direct insurance carriers | (F) | (D) | (D) | 2 | - | 1 | - | - | - | - | - | 1 | - | |
| 5242 | Agencies & other insurance related activities | (C) | (D) | (D) | 32 | 24 | 7 | 1 | - | - | - | - | - | - | |
| 52421 | Insurance agencies & brokerages | (C) | (D) | (D) | 28 | 20 | 7 | 1 | - | - | - | - | - | - | |
| 53 Real estate & rental & leasing | | | | | | | | | | | | | | 435 | |
| 531 | Real estate | 314 | 1 268 | 6 257 | 52 | 39 | 6 | 5 | 1 | - | 1 | - | - | - | |
| 5313 | Activities related to real estate | 174 | 703 | 3 323 | 13 | 10 | 1 | 1 | - | - | 1 | - | - | - | |
| 53131 | Real estate property managers | 161 | 612 | 2 891 | 9 | 6 | 1 | 1 | - | - | 1 | - | - | - | |
| 532 | Rental & leasing services | 121 | 383 | 1 812 | 24 | 14 | 6 | 4 | - | - | - | - | - | - | |
| 54 Professional, scientific & technical services | | | | | | | | | | | | | | 740 | |
| 541 | Professional, scientific & technical services | 740 | 4 066 | 18 499 | 125 | 92 | 18 | 9 | 3 | 2 | 1 | - | - | - | |
| 5411 | Legal services | 226 | 1 325 | 7 320 | 46 | 32 | 8 | 4 | 2 | - | - | - | - | - | |
| 54111 | Offices of lawyers | 205 | 1 196 | 6 781 | 43 | 31 | 7 | 3 | 2 | - | - | - | - | - | |
| 541110 | Offices of lawyers | 205 | 1 196 | 6 781 | 43 | 31 | 7 | 3 | 2 | - | - | - | - | - | |
| 5412 | Accounting, tax prep, bookkeep, payroll services | 138 | 682 | 2 392 | 21 | 16 | 3 | - | 1 | 1 | - | - | - | - | |
| 54121 | Accounting, tax prep, bookkeep, payroll services | 138 | 682 | 2 392 | 21 | 16 | 3 | - | 1 | 1 | - | - | - | - | |
| 5418 | Advertising & related services | 173 | 786 | 2 881 | 7 | 3 | 2 | 1 | - | - | 1 | - | - | - | |
| 54186 | Direct mail advertising | (C) | (D) | (D) | 1 | - | - | - | - | - | 1 | - | - | - | |
| 5419 | Oth professional, scientific, technical services | 101 | 423 | 1 797 | 20 | 12 | 4 | 4 | - | - | - | - | - | - | |
| 55 Management of companies & enterprises | | | | | | | | | | | | | | 204 | |
| 551 | Management of companies & enterprises | 204 | 3 521 | 10 102 | 12 | 5 | 3 | 2 | 1 | - | 1 | - | - | - | |
| 5511 | Management of companies & enterprises | 204 | 3 521 | 10 102 | 12 | 5 | 3 | 2 | 1 | - | 1 | - | - | - | |
| 55111 | Management of companies & enterprises | 204 | 3 521 | 10 102 | 12 | 5 | 3 | 2 | 1 | - | 1 | - | - | - | |

See footnotes at end of table.

Table 6. Counties—Employees, Payroll, and Establishments by Industry: 2001—Con.

[Excludes most government employees, railroad employees, and self-employed persons. Size class 1 to 4 includes establishments with payroll, but no employees, during mid-March pay period. (D) denotes figures withheld to avoid disclosing data for individual companies; the data are included in broader industry totals. Detailed industries with 100 or more employees are shown if industry was not a (D). For explanation of terms, abbreviations, and data reliability/comparability, see introductory text]

| NAICS code | Industry | Number of employees for week including March 12 | Payroll (\$1,000) | | Total number of establishments | Number of establishments by employment-size class | | | | | | | | |
|-----------------------|---|---|-------------------|---------------|--------------------------------|---|-----------|-----------|-----------|----------|------------|------------|------------|---------------|
| | | | First quarter | Annual | | 1 to 4 | 5 to 9 | 10 to 19 | 20 to 49 | 50 to 99 | 100 to 249 | 250 to 499 | 500 to 999 | 1,000 or more |
| POWESHIEK—Con. | | | | | | | | | | | | | | |
| 52 | Finance & insurance | 802 | 6 692 | 29 285 | 38 | 24 | 4 | 5 | 3 | 1 | — | — | 1 | — |
| 522 | Credit intermediation & related activities | 135 | 1 031 | 4 963 | 14 | 6 | 2 | 4 | 2 | — | — | — | — | — |
| 5221 | Depository credit intermediation | (C) | (D) | (D) | 11 | 3 | 2 | 4 | 2 | — | — | — | — | — |
| 52211 | Commercial banking | 111 | 833 | 4 179 | 9 | 2 | 2 | 3 | 2 | — | — | — | — | — |
| 522110 | Commercial banking | 111 | 833 | 4 179 | 9 | 2 | 2 | 3 | 2 | — | — | — | — | — |
| 524 | Insurance carriers & related activities | (F) | (D) | (D) | 19 | 14 | 2 | 1 | — | 1 | — | — | 1 | — |
| 5241 | Insurance carriers | (F) | (D) | (D) | 3 | — | 1 | — | — | 1 | — | — | 1 | — |
| 52412 | Other direct insurance carriers | (F) | (D) | (D) | 3 | — | 1 | — | — | 1 | — | — | 1 | — |
| 53 | Real estate & rental & leasing | 35 | 88 | 484 | 16 | 13 | 3 | — | — | — | — | — | — | — |
| 54 | Professional, scientific & technical services | 260 | 2 149 | 9 020 | 43 | 33 | 7 | 2 | — | — | 1 | — | — | — |
| 541 | Professional, scientific & technical services | 260 | 2 149 | 9 020 | 43 | 33 | 7 | 2 | — | — | 1 | — | — | — |
| 5416 | Management, sci & tech consulting services | (C) | (D) | (D) | 3 | 1 | 1 | — | — | 1 | — | — | — | — |
| 54161 | Management consulting services | (C) | (D) | (D) | 1 | — | — | — | — | 1 | — | — | — | — |
| 55 | Management of companies & enterprises | (C) | (D) | (D) | 3 | — | 1 | — | — | 1 | 1 | — | — | — |
| 551 | Management of companies & enterprises | (C) | (D) | (D) | 3 | — | 1 | — | — | 1 | 1 | — | — | — |
| 5511 | Management of companies & enterprises | (C) | (D) | (D) | 3 | — | 1 | — | — | 1 | 1 | — | — | — |
| 55111 | Management of companies & enterprises | (C) | (D) | (D) | 3 | — | 1 | — | — | 1 | 1 | — | — | — |
| 56 | Admin, support, waste mgt, remediation services | 117 | 425 | 1 765 | 17 | 13 | 1 | 1 | 2 | — | — | — | — | — |
| 561 | Administrative & support services | (C) | (D) | (D) | 15 | 12 | — | 1 | 2 | — | — | — | — | — |
| 61 | Educational services | (G) | (D) | (D) | 6 | 4 | 1 | — | — | — | — | — | — | 1 |
| 611 | Educational services | (G) | (D) | (D) | 6 | 4 | 1 | — | — | — | — | — | — | 1 |
| 6113 | Colleges, universities & professional schools | (G) | (D) | (D) | 1 | — | — | — | — | — | — | — | — | 1 |
| 61131 | Colleges, universities & professional schools | (G) | (D) | (D) | 1 | — | — | — | — | — | — | — | — | 1 |
| 62 | Health care and social assistance | 1 135 | 7 367 | 31 617 | 55 | 30 | 7 | 8 | 5 | 3 | 1 | 1 | — | — |
| 621 | Ambulatory health care services | 221 | 1 703 | 8 609 | 39 | 25 | 5 | 7 | 2 | — | — | — | — | — |
| 622 | Hospitals | (E) | (D) | (D) | 1 | — | — | — | — | — | — | 1 | — | — |
| 6221 | General medical & surgical hospitals | (E) | (D) | (D) | 1 | — | — | — | — | — | — | 1 | — | — |
| 62211 | General medical & surgical hospitals | (E) | (D) | (D) | 1 | — | — | — | — | — | — | 1 | — | — |
| 623 | Nursing & residential care facilities | (E) | (D) | (D) | 8 | 2 | — | — | 2 | 3 | 1 | — | — | — |
| 6231 | Nursing care facilities | 292 | 1 303 | 5 195 | 5 | — | — | — | 2 | 3 | — | — | — | — |
| 62311 | Nursing care facilities | 292 | 1 303 | 5 195 | 5 | — | — | — | 2 | 3 | — | — | — | — |
| 623110 | Nursing care facilities | 292 | 1 303 | 5 195 | 5 | — | — | — | 2 | 3 | — | — | — | — |
| 6233 | Community care facilities for the elderly | (C) | (D) | (D) | 1 | — | — | — | — | — | 1 | — | — | — |
| 62331 | Community care facilities for the elderly | (C) | (D) | (D) | 1 | — | — | — | — | — | 1 | — | — | — |
| 71 | Arts, entertainment & recreation | 102 | 208 | 785 | 11 | 6 | 1 | 3 | 1 | — | — | — | — | — |
| 72 | Accommodation & food services | 578 | 892 | 4 064 | 37 | 8 | 9 | 9 | 10 | 1 | — | — | — | — |
| 722 | Food services & drinking places | 566 | 874 | 3 833 | 33 | 5 | 8 | 9 | 10 | 1 | — | — | — | — |
| 7221 | Full-service restaurants | 341 | 487 | 2 214 | 13 | — | 1 | 4 | 7 | 1 | — | — | — | — |
| 72211 | Full-service restaurants | 341 | 487 | 2 214 | 13 | — | 1 | 4 | 7 | 1 | — | — | — | — |
| 722110 | Full-service restaurants | 341 | 487 | 2 214 | 13 | — | 1 | 4 | 7 | 1 | — | — | — | — |
| 7222 | Limited-service eating places | 191 | 323 | 1 394 | 14 | 3 | 3 | 5 | 3 | — | — | — | — | — |
| 72221 | Limited-service eating places | 191 | 323 | 1 394 | 14 | 3 | 3 | 5 | 3 | — | — | — | — | — |
| 81 | Other services (except public administration) | 189 | 627 | 2 806 | 59 | 45 | 12 | 2 | — | — | — | — | — | — |
| 813 | Religious, grantmaking, civic, prof & like organizations | 103 | 236 | 1 031 | 30 | 21 | 8 | 1 | — | — | — | — | — | — |
| 95 | Auxiliaries (exc corporate, subsidiary & regional mgt) | (A) | (D) | (D) | 1 | 1 | — | — | — | — | — | — | — | — |
| 99 | Unclassified establishments | — | — | 27 | 3 | 3 | — | — | — | — | — | — | — | — |
| RINGGOLD | | | | | | | | | | | | | | |
| | Total | 1 033 | 6 403 | 22 755 | 130 | 82 | 21 | 15 | 8 | 3 | 1 | — | — | — |
| 11 | Forestry, fishing, hunting, and agriculture support | (A) | (D) | (D) | 1 | 1 | — | — | — | — | — | — | — | — |
| 21 | Mining | (A) | (D) | (D) | 1 | 1 | — | — | — | — | — | — | — | — |
| 22 | Utilities | (B) | (D) | (D) | 2 | 1 | — | — | 1 | — | — | — | — | — |
| 23 | Construction | 77 | 2 119 | 4 889 | 17 | 14 | — | 1 | 2 | — | — | — | — | — |
| 31-33 | Manufacturing | 155 | 724 | 2 941 | 6 | 2 | 1 | — | 2 | 1 | — | — | — | — |
| 42 | Wholesale trade | 48 | 237 | 1 102 | 7 | 2 | 3 | 2 | — | — | — | — | — | — |
| 44-45 | Retail trade | 199 | 699 | 3 119 | 25 | 10 | 6 | 7 | 2 | — | — | — | — | — |
| 48-49 | Transportation & warehousing | 29 | 124 | 502 | 5 | 3 | 1 | 1 | — | — | — | — | — | — |
| 51 | Information | (A) | (D) | (D) | 2 | 1 | 1 | — | — | — | — | — | — | — |
| 52 | Finance & insurance | (B) | (D) | (D) | 12 | 10 | 1 | 1 | — | — | — | — | — | — |
| 53 | Real estate & rental & leasing | (A) | (D) | (D) | 2 | 2 | — | — | — | — | — | — | — | — |
| 54 | Professional, scientific & technical services | 19 | 78 | 266 | 6 | 5 | 1 | — | — | — | — | — | — | — |
| 56 | Admin, support, waste mgt, remediation services | (A) | (D) | (D) | 2 | 2 | — | — | — | — | — | — | — | — |

See footnotes at end of table.

Table 6. Counties—Employees, Payroll, and Establishments by Industry: 2001—Con.

[Excludes most government employees, railroad employees, and self-employed persons. Size class 1 to 4 includes establishments with payroll, but no employees, during mid-March pay period. (D) denotes figures withheld to avoid disclosing data for individual companies; the data are included in broader industry totals. Detailed industries with 100 or more employees are shown if industry was not a (D). For explanation of terms, abbreviations, and data reliability/comparability, see introductory text]

| NAICS code | Industry | Number of employees for week including March 12 | Payroll (\$1,000) | | Total number of establishments | Number of establishments by employment-size class | | | | | | | | |
|----------------------|--|---|-------------------|---------------|--------------------------------|---|-----------|-----------|-----------|----------|------------|------------|------------|---------------|
| | | | First quarter | Annual | | 1 to 4 | 5 to 9 | 10 to 19 | 20 to 49 | 50 to 99 | 100 to 249 | 250 to 499 | 500 to 999 | 1,000 or more |
| RINGGOLD—Con. | | | | | | | | | | | | | | |
| 61 | Educational services | (A) | (D) | (D) | 1 | 1 | — | — | — | — | — | — | — | — |
| 62 | Health care and social assistance | 314 | 1 560 | 6 377 | 11 | 4 | 3 | — | 1 | 2 | 1 | — | — | — |
| 622 | Hospitals | (C) | (D) | (D) | 1 | — | — | — | — | — | 1 | — | — | — |
| 6221 | General medical & surgical hospitals | (C) | (D) | (D) | 1 | — | — | — | — | — | 1 | — | — | — |
| 62211 | General medical & surgical hospitals | (C) | (D) | (D) | 1 | — | — | — | — | — | 1 | — | — | — |
| 623 | Nursing & residential care facilities | 161 | 588 | 2 361 | 4 | 1 | 1 | — | — | 2 | — | — | — | — |
| 6231 | Nursing care facilities | (C) | (D) | (D) | 3 | 1 | — | — | — | 2 | — | — | — | — |
| 62311 | Nursing care facilities | (C) | (D) | (D) | 3 | 1 | — | — | — | 2 | — | — | — | — |
| 71 | Arts, entertainment & recreation | (A) | (D) | (D) | 2 | 2 | — | — | — | — | — | — | — | — |
| 72 | Accommodation & food services | 52 | 73 | 358 | 10 | 5 | 2 | 3 | — | — | — | — | — | — |
| 81 | Other services (except public administration) | 46 | 180 | 778 | 18 | 16 | 2 | — | — | — | — | — | — | — |
| SAC | | | | | | | | | | | | | | |
| | Total | 2 640 | 11 103 | 48 623 | 376 | 227 | 83 | 42 | 17 | 5 | 2 | — | — | — |
| 11 | Forestry, fishing, hunting, and agriculture support | (A) | (D) | (D) | 2 | 1 | — | 1 | — | — | — | — | — | — |
| 21 | Mining | 16 | 96 | 452 | 5 | 4 | 1 | — | — | — | — | — | — | — |
| 22 | Utilities | (B) | (D) | (D) | 2 | — | — | 2 | — | — | — | — | — | — |
| 23 | Construction | 86 | 349 | 1 958 | 34 | 27 | 7 | — | — | — | — | — | — | — |
| 31-33 | Manufacturing | 221 | 1 414 | 6 316 | 19 | 7 | 3 | 7 | 2 | — | — | — | — | — |
| 42 | Wholesale trade | 244 | 1 407 | 6 080 | 30 | 11 | 11 | 6 | 2 | — | — | — | — | — |
| 422 | Wholesale trade, nondurable goods | 157 | 902 | 4 288 | 15 | 4 | 6 | 3 | 2 | — | — | — | — | — |
| 44-45 | Retail trade | 483 | 1 586 | 7 021 | 73 | 30 | 29 | 12 | 2 | — | — | — | — | — |
| 447 | Gasoline stations | 132 | 326 | 1 370 | 18 | 5 | 10 | 2 | 1 | — | — | — | — | — |
| 4471 | Gasoline stations | 132 | 326 | 1 370 | 18 | 5 | 10 | 2 | 1 | — | — | — | — | — |
| 44711 | Gasoline stations with convenience stores .. | 117 | 264 | 1 089 | 13 | 2 | 8 | 2 | 1 | — | — | — | — | — |
| 447110 | Gasoline stations with convenience stores . | 117 | 264 | 1 089 | 13 | 2 | 8 | 2 | 1 | — | — | — | — | — |
| 48-49 | Transportation & warehousing | 148 | 794 | 3 424 | 34 | 28 | 1 | 4 | — | 1 | — | — | — | — |
| 484 | Truck transportation | (C) | (D) | (D) | 32 | 26 | 1 | 4 | — | 1 | — | — | — | — |
| 51 | Information | 55 | 340 | 1 750 | 6 | 2 | 2 | 1 | 1 | — | — | — | — | — |
| 52 | Finance & insurance | 140 | 835 | 3 683 | 25 | 14 | 6 | 3 | 2 | — | — | — | — | — |
| 522 | Credit intermediation & related activities | 108 | 692 | 2 960 | 14 | 6 | 4 | 2 | 2 | — | — | — | — | — |
| 5221 | Depository credit intermediation | 108 | 692 | 2 960 | 14 | 6 | 4 | 2 | 2 | — | — | — | — | — |
| 52211 | Commercial banking | (C) | (D) | (D) | 11 | 3 | 4 | 2 | 2 | — | — | — | — | — |
| 53 | Real estate & rental & leasing | (A) | (D) | (D) | 9 | 9 | — | — | — | — | — | — | — | — |
| 54 | Professional, scientific & technical services | 71 | 330 | 1 434 | 22 | 16 | 6 | — | — | — | — | — | — | — |
| 55 | Management of companies & enterprises . | (B) | (D) | (D) | 2 | 1 | — | — | 1 | — | — | — | — | — |
| 56 | Admin, support, waste mgt, remediation services | 75 | 111 | 608 | 7 | 6 | — | — | — | 1 | — | — | — | — |
| 61 | Educational services | (A) | (D) | (D) | 1 | — | 1 | — | — | — | — | — | — | — |
| 62 | Health care and social assistance | 652 | 2 669 | 10 672 | 22 | 11 | 2 | 1 | 3 | 3 | 2 | — | — | — |
| 622 | Hospitals | (C) | (D) | (D) | 1 | — | — | — | — | — | 1 | — | — | — |
| 6221 | General medical & surgical hospitals | (C) | (D) | (D) | 1 | — | — | — | — | — | 1 | — | — | — |
| 62211 | General medical & surgical hospitals | (C) | (D) | (D) | 1 | — | — | — | — | — | 1 | — | — | — |
| 623 | Nursing & residential care facilities | 247 | 957 | 3 704 | 4 | — | — | — | 1 | 3 | — | — | — | — |
| 6231 | Nursing care facilities | (C) | (D) | (D) | 3 | — | — | — | — | 1 | 2 | — | — | — |
| 62311 | Nursing care facilities | (C) | (D) | (D) | 3 | — | — | — | — | 1 | 2 | — | — | — |
| 624 | Social assistance | (C) | (D) | (D) | 3 | 1 | — | 1 | — | — | 1 | — | — | — |
| 6243 | Vocational rehabilitation services | (C) | (D) | (D) | 1 | — | — | — | — | — | 1 | — | — | — |
| 62431 | Vocational rehabilitation services | (C) | (D) | (D) | 1 | — | — | — | — | — | 1 | — | — | — |
| 71 | Arts, entertainment & recreation | 19 | 43 | 202 | 5 | 4 | 1 | — | — | — | — | — | — | — |
| 72 | Accommodation & food services | 208 | 240 | 1 083 | 24 | 11 | 5 | 4 | 4 | — | — | — | — | — |
| 722 | Food services & drinking places | 208 | 240 | 1 083 | 24 | 11 | 5 | 4 | 4 | — | — | — | — | — |
| 7221 | Full-service restaurants | 152 | 165 | 753 | 14 | 5 | 3 | 3 | 3 | — | — | — | — | — |
| 72211 | Full-service restaurants | 152 | 165 | 753 | 14 | 5 | 3 | 3 | 3 | — | — | — | — | — |
| 722110 | Full-service restaurants | 152 | 165 | 753 | 14 | 5 | 3 | 3 | 3 | — | — | — | — | — |
| 81 | Other services (except public administration) | 151 | 314 | 1 622 | 50 | 41 | 8 | 1 | — | — | — | — | — | — |
| 99 | Unclassified establishments | (A) | (D) | (D) | 4 | 4 | — | — | — | — | — | — | — | — |

See footnotes at end of table.

Table 6. Counties—Employees, Payroll, and Establishments by Industry: 2001—Con.

[Excludes most government employees, railroad employees, and self-employed persons. Size class 1 to 4 includes establishments with payroll, but no employees, during mid-March pay period. (D) denotes figures withheld to avoid disclosing data for individual companies; the data are included in broader industry totals. Detailed industries with 100 or more employees are shown if industry was not a (D). For explanation of terms, abbreviations, and data reliability/comparability, see introductory text]

| NAICS code | Industry | Number of employees for week including March 12 | Payroll (\$1,000) | | Total number of establishments | Number of establishments by employment-size class | | | | | | | | | | | | | | | | | | | | | |
|---------------------------------|--|---|-------------------|----------------|--------------------------------|---|-----------|-----------|-----------|-----------|------------|------------|------------|---------------|--|--|--|--|--|--|--|--|--|--|--|--|--|
| | | | First quarter | Annual | | 1 to 4 | 5 to 9 | 10 to 19 | 20 to 49 | 50 to 99 | 100 to 249 | 250 to 499 | 500 to 999 | 1,000 or more | | | | | | | | | | | | | |
| SCOTT—Con. | | | | | | | | | | | | | | | | | | | | | | | | | | | |
| 31-33 Manufacturing—Con. | | | | | | | | | | | | | | | | | | | | | | | | | | | |
| 332 | Fabricated metal product mfg | 1 252 | 10 551 | 42 914 | 37 | 6 | 4 | 9 | 13 | 2 | 2 | 1 | — | — | | | | | | | | | | | | | |
| 3321 | Forging & stamping | (C) | (D) | (D) | 2 | — | — | 1 | — | — | 1 | — | — | | | | | | | | | | | | | | |
| 33211 | Forging & stamping | (C) | (D) | (D) | 2 | — | — | 1 | — | — | 1 | — | — | | | | | | | | | | | | | | |
| 3323 | Architectural & structural metals mfg | 150 | 733 | 4 162 | 4 | — | — | 3 | — | — | 1 | — | — | | | | | | | | | | | | | | |
| 33231 | Plate work & fabricated structural prod mfg .. | (C) | (D) | (D) | 1 | — | — | — | — | — | 1 | — | — | | | | | | | | | | | | | | |
| 3327 | Mach shops, turn prod, screw, nut, bolt mfg | 322 | 2 502 | 9 879 | 14 | 3 | 1 | 3 | 6 | 1 | — | — | — | | | | | | | | | | | | | | |
| 33271 | Machine shops | (E) | (D) | (D) | 13 | 3 | 1 | 3 | 5 | 1 | — | — | — | | | | | | | | | | | | | | |
| 3329 | Other fabricated metal product mfg | 383 | 4 250 | 17 869 | 7 | — | 2 | 1 | 3 | — | — | 1 | — | | | | | | | | | | | | | | |
| 33291 | Metal valve mfg | (E) | (D) | (D) | 1 | — | — | — | — | — | — | 1 | — | | | | | | | | | | | | | | |
| 33299 | All other fabricated metal product mfg | (C) | (D) | (D) | 6 | — | 2 | 1 | 3 | — | — | — | — | | | | | | | | | | | | | | |
| 333 | Machinery mfg | 2 891 | 33 353 | 128 048 | 31 | 5 | 7 | 2 | 7 | 4 | 3 | 1 | 2 | | | | | | | | | | | | | | |
| 3331 | Ag, construction & mining machinery mfg | (G) | (D) | (D) | 4 | 1 | — | — | — | — | 1 | — | 2 | | | | | | | | | | | | | | |
| 33311 | Agricultural implement mfg | (C) | (D) | (D) | 1 | — | — | — | — | — | 1 | — | — | | | | | | | | | | | | | | |
| 33312 | Construction machinery mfg | (G) | (D) | (D) | 3 | 1 | — | — | — | — | — | — | 2 | | | | | | | | | | | | | | |
| 3332 | Industrial machinery mfg | 331 | 3 770 | 15 801 | 3 | — | — | — | 1 | 1 | 1 | — | — | | | | | | | | | | | | | | |
| 33329 | Other industrial machinery mfg | 331 | 3 770 | 15 801 | 3 | — | — | — | 1 | 1 | 1 | — | — | | | | | | | | | | | | | | |
| 3335 | Metalworking machinery mfg | 542 | 4 966 | 19 727 | 14 | 2 | 5 | 1 | 2 | 3 | 1 | — | — | | | | | | | | | | | | | | |
| 33351 | Metalworking machinery mfg | 542 | 4 966 | 19 727 | 14 | 2 | 5 | 1 | 2 | 3 | 1 | — | — | | | | | | | | | | | | | | |
| 333515 | Cutting tool & machine tool accessory mfg . | 333 | 2 644 | 10 845 | 5 | 1 | — | 1 | 1 | 1 | 1 | — | — | | | | | | | | | | | | | | |
| 3339 | Other general purpose machinery mfg | 382 | 4 331 | 17 076 | 8 | 2 | 2 | 1 | 2 | — | — | 1 | — | | | | | | | | | | | | | | |
| 33391 | Pump & compressor mfg | (E) | (D) | (D) | 1 | — | — | — | — | — | — | 1 | — | | | | | | | | | | | | | | |
| 334 | Computer & electronic product mfg | 155 | 1 071 | 4 258 | 6 | 2 | 1 | 1 | 1 | — | 1 | — | — | | | | | | | | | | | | | | |
| 3345 | Nav, measuring, medical, control instruments mfg | (C) | (D) | (D) | 3 | — | 1 | — | 1 | — | 1 | — | — | | | | | | | | | | | | | | |
| 33451 | Nav, measuring, medical, control instruments mfg | (C) | (D) | (D) | 3 | — | 1 | — | 1 | — | 1 | — | — | | | | | | | | | | | | | | |
| 337 | Furniture & related product mfg | 106 | 923 | 3 851 | 10 | 2 | 6 | 1 | 1 | — | — | — | — | | | | | | | | | | | | | | |
| 339 | Miscellaneous mfg | 174 | 1 197 | 4 547 | 23 | 12 | 6 | 2 | 3 | — | — | — | — | | | | | | | | | | | | | | |
| 42 | Wholesale trade | 4 512 | 42 999 | 170 513 | 348 | 141 | 78 | 60 | 54 | 12 | 3 | — | — | | | | | | | | | | | | | | |
| 421 | Wholesale trade, durable goods | 3 480 | 33 890 | 134 470 | 260 | 105 | 60 | 43 | 40 | 9 | 3 | — | — | | | | | | | | | | | | | | |
| 4211 | Motor vehicle, motor vehicle pt & supply whse . | 512 | 4 542 | 16 167 | 28 | 11 | 6 | 4 | 4 | 2 | 1 | — | — | | | | | | | | | | | | | | |
| 42111 | Automobile & other motor vehicle whse | 403 | 3 562 | 13 151 | 10 | 2 | — | 2 | 3 | 2 | 1 | — | — | | | | | | | | | | | | | | |
| 421110 | Automobile & other motor vehicle whse ... | 403 | 3 562 | 13 151 | 10 | 2 | — | 2 | 3 | 2 | 1 | — | — | | | | | | | | | | | | | | |
| 4213 | Lumber & other construction materials whse ... | 138 | 908 | 4 551 | 15 | 8 | 2 | 2 | 3 | — | — | — | — | | | | | | | | | | | | | | |
| 4214 | Professional & commercial equip & supp whse . | 531 | 5 539 | 22 804 | 39 | 15 | 6 | 13 | 3 | 1 | 1 | — | — | | | | | | | | | | | | | | |
| 42142 | Office equipment whse | 286 | 2 846 | 12 580 | 8 | 1 | — | 3 | 2 | 1 | 1 | — | — | | | | | | | | | | | | | | |
| 421420 | Office equipment whse | 286 | 2 846 | 12 580 | 8 | 1 | — | 3 | 2 | 1 | 1 | — | — | | | | | | | | | | | | | | |
| 42143 | Computer & peripheral equip & software whse | 116 | 1 387 | 4 575 | 15 | 6 | 4 | 5 | — | — | — | — | — | | | | | | | | | | | | | | |
| 421430 | Computer & peripheral equip & software whse | 116 | 1 387 | 4 575 | 15 | 6 | 4 | 5 | — | — | — | — | — | | | | | | | | | | | | | | |
| 4215 | Metal & mineral (except petroleum) whse | 339 | 3 057 | 12 473 | 14 | 3 | 2 | 1 | 6 | 2 | — | — | — | | | | | | | | | | | | | | |
| 42151 | Metal service centers & offices whse | (E) | (D) | (D) | 13 | 3 | 2 | 1 | 5 | 2 | — | — | — | | | | | | | | | | | | | | |
| 4216 | Electrical goods whse | 272 | 3 047 | 11 342 | 27 | 10 | 9 | 3 | 5 | — | — | — | — | | | | | | | | | | | | | | |
| 42161 | Elec equip, wiring supp, const material whse . | 171 | 2 117 | 7 820 | 12 | 3 | 3 | 2 | 4 | — | — | — | — | | | | | | | | | | | | | | |
| 421610 | Elec equip, wiring supp, const material whse | 171 | 2 117 | 7 820 | 12 | 3 | 3 | 2 | 4 | — | — | — | — | | | | | | | | | | | | | | |
| 4217 | Hardware, plumb & heating equip & sup whse.. | 249 | 2 830 | 10 844 | 21 | 10 | 4 | 3 | 3 | 1 | — | — | — | | | | | | | | | | | | | | |
| 42171 | Hardware whse | 159 | 1 848 | 7 051 | 10 | 4 | 2 | 1 | 2 | 1 | — | — | — | | | | | | | | | | | | | | |
| 421710 | Hardware whse | 159 | 1 848 | 7 051 | 10 | 4 | 2 | 1 | 2 | 1 | — | — | — | | | | | | | | | | | | | | |
| 4218 | Machinery, equipment & supplies whse | 1 186 | 12 203 | 49 099 | 88 | 35 | 23 | 13 | 14 | 2 | 1 | — | — | | | | | | | | | | | | | | |
| 42181 | Const & mining (exc petroleum) equip whse . | 112 | 949 | 3 840 | 8 | 2 | 4 | 1 | — | 1 | — | — | — | | | | | | | | | | | | | | |
| 421810 | Const & mining (exc petroleum) equip whse | 112 | 949 | 3 840 | 8 | 2 | 4 | 1 | — | 1 | — | — | — | | | | | | | | | | | | | | |
| 42182 | Farm & garden machinery & equipment whse | 149 | 1 369 | 5 806 | 7 | 2 | 1 | 1 | 2 | 1 | — | — | — | | | | | | | | | | | | | | |
| 421820 | Farm & garden machinery & equipment whse | 149 | 1 369 | 5 806 | 7 | 2 | 1 | 1 | 2 | 1 | — | — | — | | | | | | | | | | | | | | |
| 42183 | Industrial machinery & equipment whse | 622 | 6 835 | 27 388 | 41 | 18 | 8 | 7 | 7 | — | 1 | — | — | | | | | | | | | | | | | | |
| 421830 | Industrial machinery & equipment whse ... | 622 | 6 835 | 27 388 | 41 | 18 | 8 | 7 | 7 | — | 1 | — | — | | | | | | | | | | | | | | |
| 42184 | Industrial supplies whse | 241 | 2 623 | 10 274 | 22 | 8 | 7 | 3 | 4 | — | — | — | — | | | | | | | | | | | | | | |
| 421840 | Industrial supplies whse | 241 | 2 623 | 10 274 | 22 | 8 | 7 | 3 | 4 | — | — | — | — | | | | | | | | | | | | | | |
| 4219 | Miscellaneous durable goods whse | 203 | 1 250 | 5 105 | 21 | 10 | 5 | 3 | 2 | 1 | — | — | — | | | | | | | | | | | | | | |
| 42193 | Recyclable material whse | 174 | 1 121 | 4 545 | 11 | 2 | 4 | 2 | 2 | 1 | — | — | — | | | | | | | | | | | | | | |
| 421930 | Recyclable material whse | 174 | 1 121 | 4 545 | 11 | 2 | 4 | 2 | 2 | 1 | — | — | — | | | | | | | | | | | | | | |
| 422 | Wholesale trade, nondurable goods | 1 032 | 9 109 | 36 043 | 88 | 36 | 18 | 17 | 14 | 3 | — | — | — | | | | | | | | | | | | | | |
| 4221 | Paper & paper product whse | 147 | 1 769 | 6 611 | 16 | 8 | 2 | 2 | 4 | — | — | — | — | | | | | | | | | | | | | | |
| 4223 | Apparel, piece goods & notions whse | (C) | (D) | (D) | 4 | 2 | — | — | 1 | 1 | — | — | — | | | | | | | | | | | | | | |
| 4224 | Grocery & related product whse | 219 | 2 122 | 7 791 | 20 | 7 | 6 | 3 | 4 | — | — | — | — | | | | | | | | | | | | | | |
| 42249 | Other grocery & related products whse | 101 | 735 | 3 018 | 8 | 4 | 1 | 1 | 2 | — | — | — | — | | | | | | | | | | | | | | |
| 422490 | Other grocery & related products whse | 101 | 735 | 3 018 | 8 | 4 | 1 | 1 | 2 | — | — | — | — | | | | | | | | | | | | | | |
| 4228 | Beer, wine, distilled alcoholic beverage whse .. | 131 | 997 | 5 175 | 6 | 1 | — | 3 | 1 | 1 | — | — | — | | | | | | | | | | | | | | |
| 42281 | Beer & ale whse | (C) | (D) | (D) | 4 | 1 | — | 1 | 1 | 1 | — | — | — | | | | | | | | | | | | | | |
| 4229 | Miscellaneous nondurable goods whse | 131 | 926 | 3 604 | 13 | 5 | 4 | 2 | 1 | 1 | — | — | — | | | | | | | | | | | | | | |

See footnotes at end of table.

Table 6. Counties—Employees, Payroll, and Establishments by Industry: 2001—Con.

[Excludes most government employees, railroad employees, and self-employed persons. Size class 1 to 4 includes establishments with payroll, but no employees, during mid-March pay period. (D) denotes figures withheld to avoid disclosing data for individual companies; the data are included in broader industry totals. Detailed industries with 100 or more employees are shown if industry was not a (D). For explanation of terms, abbreviations, and data reliability/comparability, see introductory text]

| NAICS code | Industry | Number of employees for week including March 12 | Payroll (\$1,000) | | Total number of establishments | Number of establishments by employment-size class | | | | | | | | | |
|--------------|--|---|-------------------|----------------|--------------------------------|---|------------|------------|-----------|-----------|------------|------------|------------|---------------|--|
| | | | First quarter | Annual | | 1 to 4 | 5 to 9 | 10 to 19 | 20 to 49 | 50 to 99 | 100 to 249 | 250 to 499 | 500 to 999 | 1,000 or more | |
| 44-45 | SCOTT—Con. Retail trade | 11 732 | 56 410 | 232 188 | 744 | 287 | 185 | 146 | 84 | 22 | 14 | 6 | - | - | |
| 441 | Motor vehicle & parts dealers | 1 514 | 11 911 | 54 211 | 87 | 31 | 21 | 15 | 15 | 3 | 1 | 1 | - | - | |
| 4411 | Automobile dealers | 954 | 8 400 | 37 447 | 37 | 16 | 8 | 4 | 4 | 3 | 1 | 1 | - | - | |
| 44111 | New car dealers | 838 | 7 730 | 34 493 | 12 | 1 | 1 | 2 | 3 | 3 | 1 | 1 | - | - | |
| 441110 | New car dealers | 838 | 7 730 | 34 493 | 12 | 1 | 1 | 2 | 3 | 3 | 1 | 1 | - | - | |
| 44112 | Used car dealers | 116 | 670 | 2 954 | 25 | 15 | 7 | 2 | 1 | - | - | - | - | - | |
| 441120 | Used car dealers | 116 | 670 | 2 954 | 25 | 15 | 7 | 2 | 1 | - | - | - | - | - | |
| 4412 | Other motor vehicle dealers | 161 | 828 | 4 922 | 10 | 2 | 2 | 1 | 5 | - | - | - | - | - | |
| 4413 | Automotive parts, accessories & tire stores | 399 | 2 683 | 11 842 | 40 | 13 | 11 | 10 | 6 | - | - | - | - | - | |
| 44131 | Automotive parts, accessories & tire stores | 228 | 1 470 | 6 430 | 28 | 12 | 5 | 8 | 3 | - | - | - | - | - | |
| 441310 | Automotive parts, accessories & tire stores | 228 | 1 470 | 6 430 | 28 | 12 | 5 | 8 | 3 | - | - | - | - | - | |
| 44132 | Tire dealers | 171 | 1 213 | 5 412 | 12 | 1 | 6 | 2 | 3 | - | - | - | - | - | |
| 441320 | Tire dealers | 171 | 1 213 | 5 412 | 12 | 1 | 6 | 2 | 3 | - | - | - | - | - | |
| 442 | Furniture & home furnishing stores | 560 | 3 372 | 13 774 | 48 | 18 | 4 | 19 | 6 | 1 | - | - | - | - | |
| 4421 | Furniture stores | 254 | 1 545 | 5 470 | 18 | 5 | 3 | 7 | 2 | 1 | - | - | - | - | |
| 44211 | Furniture stores | 254 | 1 545 | 5 470 | 18 | 5 | 3 | 7 | 2 | 1 | - | - | - | - | |
| 442110 | Furniture stores | 254 | 1 545 | 5 470 | 18 | 5 | 3 | 7 | 2 | 1 | - | - | - | - | |
| 4422 | Home furnishings stores | 306 | 1 827 | 8 304 | 30 | 13 | 1 | 12 | 4 | - | - | - | - | - | |
| 44221 | Floor covering stores | 146 | 1 166 | 5 507 | 10 | 3 | - | 4 | 3 | - | - | - | - | - | |
| 442210 | Floor covering stores | 146 | 1 166 | 5 507 | 10 | 3 | - | 4 | 3 | - | - | - | - | - | |
| 44229 | Other home furnishings stores | 160 | 661 | 2 797 | 20 | 10 | 1 | 8 | 1 | - | - | - | - | - | |
| 443 | Electronics & appliance stores | 469 | 2 679 | 10 843 | 37 | 19 | 12 | 2 | 2 | - | 2 | - | - | - | |
| 4431 | Electronics & appliance stores | 469 | 2 679 | 10 843 | 37 | 19 | 12 | 2 | 2 | - | 2 | - | - | - | |
| 44311 | Appliance, TV & all other electronics stores | 410 | 2 327 | 9 504 | 27 | 15 | 8 | - | 2 | - | 2 | - | - | - | |
| 443112 | Radio, television & other electronics stores | 386 | 2 177 | 8 760 | 19 | 9 | 6 | - | 2 | - | 2 | - | - | - | |
| 444 | Bldg material & garden equip & supp dealers | 1 110 | 8 106 | 28 844 | 64 | 20 | 14 | 19 | 7 | 1 | 3 | - | - | - | |
| 4441 | Building material & supplies dealers | 1 027 | 7 690 | 26 908 | 54 | 14 | 13 | 17 | 6 | 1 | 3 | - | - | - | |
| 44411 | Home centers | 350 | 2 692 | 7 134 | 6 | 2 | - | - | 2 | - | 2 | - | - | - | |
| 444110 | Home centers | 350 | 2 692 | 7 134 | 6 | 2 | - | - | 2 | - | 2 | - | - | - | |
| 44413 | Hardware stores | 170 | 606 | 2 486 | 3 | - | - | 2 | - | - | 1 | - | - | - | |
| 444130 | Hardware stores | 170 | 606 | 2 486 | 3 | - | - | 2 | - | - | 1 | - | - | - | |
| 44419 | Other building material dealers | 474 | 4 216 | 16 566 | 36 | 7 | 9 | 15 | 4 | 1 | - | - | - | - | |
| 444190 | Other building material dealers | 474 | 4 216 | 16 566 | 36 | 7 | 9 | 15 | 4 | 1 | - | - | - | - | |
| 445 | Food & beverage stores | 1 913 | 6 803 | 28 801 | 51 | 18 | 11 | 7 | 5 | 6 | 1 | 3 | - | - | |
| 4451 | Grocery stores | 1 784 | 6 496 | 27 311 | 33 | 9 | 8 | 3 | 3 | 6 | 1 | 3 | - | - | |
| 44511 | Grocery (except convenience) stores | 1 757 | 6 419 | 26 973 | 26 | 6 | 4 | 3 | 3 | 6 | 1 | 3 | - | - | |
| 445110 | Grocery (except convenience) stores | 1 757 | 6 419 | 26 973 | 26 | 6 | 4 | 3 | 3 | 6 | 1 | 3 | - | - | |
| 446 | Health & personal care stores | 825 | 3 768 | 15 627 | 50 | 13 | 13 | 7 | 13 | 4 | - | - | - | - | |
| 4461 | Health & personal care stores | 825 | 3 768 | 15 627 | 50 | 13 | 13 | 7 | 13 | 4 | - | - | - | - | |
| 44611 | Pharmacies & drug stores | 591 | 2 975 | 12 252 | 19 | 2 | 1 | 2 | 10 | 4 | - | - | - | - | |
| 446110 | Pharmacies & drug stores | 591 | 2 975 | 12 252 | 19 | 2 | 1 | 2 | 10 | 4 | - | - | - | - | |
| 447 | Gasoline stations | 914 | 3 408 | 13 760 | 93 | 32 | 29 | 25 | 5 | 1 | 1 | - | - | - | |
| 4471 | Gasoline stations | 914 | 3 408 | 13 760 | 93 | 32 | 29 | 25 | 5 | 1 | 1 | - | - | - | |
| 44711 | Gasoline stations with convenience stores | 648 | 2 079 | 8 749 | 77 | 26 | 24 | 23 | 3 | 1 | - | - | - | - | |
| 447110 | Gasoline stations with convenience stores | 648 | 2 079 | 8 749 | 77 | 26 | 24 | 23 | 3 | 1 | - | - | - | - | |
| 44719 | Other gasoline stations | 266 | 1 329 | 5 011 | 16 | 6 | 5 | 2 | 2 | - | 1 | - | - | - | |
| 447190 | Other gasoline stations | 266 | 1 329 | 5 011 | 16 | 6 | 5 | 2 | 2 | - | 1 | - | - | - | |
| 448 | Clothing & clothing accessories stores | 951 | 3 302 | 12 763 | 105 | 38 | 35 | 23 | 8 | - | 1 | - | - | - | |
| 4481 | Clothing stores | 713 | 2 151 | 8 673 | 66 | 21 | 22 | 14 | 8 | - | 1 | - | - | - | |
| 44812 | Women's clothing stores | 206 | 535 | 1 959 | 22 | 5 | 7 | 9 | 1 | - | - | - | - | - | |
| 448120 | Women's clothing stores | 206 | 535 | 1 959 | 22 | 5 | 7 | 9 | 1 | - | - | - | - | - | |
| 44814 | Family clothing stores | 336 | 1 086 | 4 673 | 16 | 4 | 4 | 1 | 6 | - | 1 | - | - | - | |
| 448140 | Family clothing stores | 336 | 1 086 | 4 673 | 16 | 4 | 4 | 1 | 6 | - | 1 | - | - | - | |
| 4482 | Shoe stores | 117 | 358 | 1 462 | 20 | 10 | 6 | 4 | - | - | - | - | - | - | |
| 44821 | Shoe stores | 117 | 358 | 1 462 | 20 | 10 | 6 | 4 | - | - | - | - | - | - | |
| 448210 | Shoe stores | 117 | 358 | 1 462 | 20 | 10 | 6 | 4 | - | - | - | - | - | - | |
| 4483 | Jewelry, luggage & leather goods stores | 121 | 793 | 2 628 | 19 | 7 | 7 | 5 | - | - | - | - | - | - | |
| 44831 | Jewelry stores | 121 | 793 | 2 628 | 19 | 7 | 7 | 5 | - | - | - | - | - | - | |
| 448310 | Jewelry stores | 121 | 793 | 2 628 | 19 | 7 | 7 | 5 | - | - | - | - | - | - | |
| 451 | Sporting goods, hobby, book & music stores | 513 | 1 595 | 7 517 | 60 | 29 | 13 | 12 | 5 | 1 | - | - | - | - | |
| 4511 | Sporting goods, hobby, musical instrument stores | 379 | 1 217 | 6 010 | 47 | 27 | 5 | 10 | 5 | - | - | - | - | - | |
| 45111 | Sporting goods stores | 139 | 415 | 2 296 | 26 | 18 | 2 | 5 | 1 | - | - | - | - | - | |
| 451110 | Sporting goods stores | 139 | 415 | 2 296 | 26 | 18 | 2 | 5 | 1 | - | - | - | - | - | |
| 45112 | Hobby, toy & game stores | (C) | (D) | (D) | 11 | 7 | 1 | - | 3 | - | - | - | - | - | |
| 4512 | Book, periodical & music stores | 134 | 378 | 1 507 | 13 | 2 | 8 | 2 | - | 1 | - | - | - | - | |
| 452 | General merchandise stores | 2 031 | 7 745 | 30 510 | 25 | 2 | 8 | - | 3 | 5 | 5 | 2 | - | - | |
| 4521 | Department stores | 1 303 | 4 835 | 18 537 | 8 | - | - | - | - | 3 | 3 | 2 | - | - | |
| 45211 | Department stores | 1 303 | 4 835 | 18 537 | 8 | - | - | - | - | 3 | 3 | 2 | - | - | |
| 452110 | Department stores | 1 303 | 4 835 | 18 537 | 8 | - | - | - | - | 3 | 3 | 2 | - | - | |
| 4529 | Other general merchandise stores | 728 | 2 910 | 11 973 | 17 | 2 | 8 | - | 3 | 2 | 2 | - | - | - | |
| 45291 | Warehouse clubs & superstores | 492 | 2 230 | 9 096 | 3 | - | - | - | - | 1 | 2 | - | - | - | |
| 452910 | Warehouse clubs & superstores | 492 | 2 230 | 9 096 | 3 | - | - | - | - | 1 | 2 | - | - | - | |
| 45299 | All other general merchandise stores | 236 | 680 | 2 877 | 14 | 2 | 8 | - | 3 | 1 | - | - | - | - | |
| 452990 | All other general merchandise stores | 236 | 680 | 2 877 | 14 | 2 | 8 | - | 3 | 1 | - | - | - | - | |

See footnotes at end of table.

Table 6. Counties—Employees, Payroll, and Establishments by Industry: 2001—Con.

[Excludes most government employees, railroad employees, and self-employed persons. Size class 1 to 4 includes establishments with payroll, but no employees, during mid-March pay period. (D) denotes figures withheld to avoid disclosing data for individual companies; the data are included in broader industry totals. Detailed industries with 100 or more employees are shown if industry was not a (D). For explanation of terms, abbreviations, and data reliability/comparability, see introductory text]

| NAICS code | Industry | Number of employees for week including March 12 | Payroll (\$1,000) | | Total number of establishments | Number of establishments by employment-size class | | | | | | | | | |
|--------------------------------|--|---|-------------------|----------------|--------------------------------|---|-----------|-----------|-----------|----------|------------|------------|------------|---------------|--|
| | | | First quarter | Annual | | 1 to 4 | 5 to 9 | 10 to 19 | 20 to 49 | 50 to 99 | 100 to 249 | 250 to 499 | 500 to 999 | 1,000 or more | |
| SCOTT—Con. | | | | | | | | | | | | | | | |
| 44-45 Retail trade—Con. | | | | | | | | | | | | | | | |
| 453 | Miscellaneous store retailers | 645 | 2 008 | 8 584 | 86 | 46 | 16 | 14 | 10 | — | — | — | — | — | |
| 4531 | Florists | 100 | 263 | 1 167 | 14 | 5 | 8 | — | 1 | — | — | — | — | — | |
| 45311 | Florists | 100 | 263 | 1 167 | 14 | 5 | 8 | — | 1 | — | — | — | — | — | |
| 453110 | Florists | 100 | 263 | 1 167 | 14 | 5 | 8 | — | 1 | — | — | — | — | — | |
| 4532 | Office supplies, stationery & gift stores | 220 | 616 | 2 436 | 28 | 15 | 3 | 5 | 5 | — | — | — | — | — | |
| 45322 | Gift, novelty & souvenir stores | 148 | 278 | 1 150 | 23 | 14 | 2 | 5 | 2 | — | — | — | — | — | |
| 453220 | Gift, novelty & souvenir stores | 148 | 278 | 1 150 | 23 | 14 | 2 | 5 | 2 | — | — | — | — | — | |
| 4533 | Used merchandise stores | 100 | 342 | 1 423 | 15 | 8 | 3 | 3 | 1 | — | — | — | — | — | |
| 45331 | Used merchandise stores | 100 | 342 | 1 423 | 15 | 8 | 3 | 3 | 1 | — | — | — | — | — | |
| 453310 | Used merchandise stores | 100 | 342 | 1 423 | 15 | 8 | 3 | 3 | 1 | — | — | — | — | — | |
| 4539 | Other miscellaneous store retailers | 225 | 787 | 3 558 | 29 | 18 | 2 | 6 | 3 | — | — | — | — | — | |
| 45399 | All other miscellaneous store retailers | 109 | 345 | 1 665 | 15 | 10 | 1 | 3 | 1 | — | — | — | — | — | |
| 454 | Nonstore retailers | 287 | 1 713 | 6 954 | 38 | 21 | 9 | 3 | 5 | — | — | — | — | — | |
| 4543 | Direct selling establishments | 152 | 1 017 | 4 193 | 20 | 11 | 4 | 3 | 2 | — | — | — | — | — | |
| 45439 | Other direct selling establishments | (C) | (D) | (D) | 17 | 10 | 3 | 3 | 1 | — | — | — | — | — | |
| 48-49 | Transportation & warehousing | 1 860 | 13 142 | 56 571 | 129 | 72 | 16 | 20 | 10 | 6 | 5 | — | — | — | |
| 483 | Water transportation | (C) | (D) | (D) | 1 | — | — | — | — | — | 1 | — | — | — | |
| 4832 | Inland water transportation | (C) | (D) | (D) | 1 | — | — | — | — | — | 1 | — | — | — | |
| 48321 | Inland water transportation | (C) | (D) | (D) | 1 | — | — | — | — | — | 1 | — | — | — | |
| 484 | Truck transportation | 1 112 | 8 849 | 38 461 | 83 | 48 | 11 | 12 | 6 | 3 | 3 | — | — | — | |
| 4841 | General freight trucking | 721 | 5 791 | 24 374 | 41 | 21 | 5 | 7 | 4 | 2 | 2 | — | — | — | |
| 48412 | General freight trucking, long-distance | 670 | 5 522 | 23 204 | 27 | 10 | 4 | 6 | 3 | 2 | 2 | — | — | — | |
| 484121 | General freight trucking, long-distance, TL | 606 | 4 938 | 20 733 | 24 | 10 | 3 | 6 | 1 | 2 | 2 | — | — | — | |
| 4842 | Specialized freight trucking | 391 | 3 058 | 14 087 | 42 | 27 | 6 | 5 | 2 | 1 | 1 | — | — | — | |
| 48421 | Used household & office goods moving | 138 | 1 019 | 4 411 | 12 | 7 | 1 | 2 | 1 | 1 | — | — | — | — | |
| 484210 | Used household & office goods moving | 138 | 1 019 | 4 411 | 12 | 7 | 1 | 2 | 1 | 1 | — | — | — | — | |
| 48423 | Specialized freight (exc used) trucking, LDist | 189 | 1 736 | 8 032 | 9 | 4 | 1 | 2 | 1 | — | 1 | — | — | — | |
| 484230 | Specialized freight (exc used) trucking, LDist | 189 | 1 736 | 8 032 | 9 | 4 | 1 | 2 | 1 | — | 1 | — | — | — | |
| 485 | Transit & ground passenger transportation | 241 | 739 | 2 937 | 8 | 3 | 2 | 1 | — | 1 | 1 | — | — | — | |
| 4854 | School & employee bus transportation | (C) | (D) | (D) | 1 | — | — | — | — | — | 1 | — | — | — | |
| 48541 | School & employee bus transportation | (C) | (D) | (D) | 1 | — | — | — | — | — | 1 | — | — | — | |
| 488 | Transportation support activities | 183 | 1 149 | 5 112 | 15 | 7 | 2 | 4 | 1 | 1 | — | — | — | — | |
| 493 | Warehousing & storage | 143 | 1 035 | 3 828 | 9 | 4 | — | 2 | 2 | 1 | — | — | — | — | |
| 4931 | Warehousing & storage | 143 | 1 035 | 3 828 | 9 | 4 | — | 2 | 2 | 1 | — | — | — | — | |
| 51 | Information | 1 690 | 19 935 | 72 532 | 64 | 27 | 6 | 14 | 11 | 2 | 2 | 2 | — | — | |
| 511 | Publishing industries | (F) | (D) | (D) | 11 | 3 | 2 | 3 | 1 | — | 1 | 1 | — | — | |
| 5111 | Newspaper, periodical, book, database publishers | (F) | (D) | (D) | 10 | 2 | 2 | 3 | 1 | — | 1 | 1 | — | — | |
| 51111 | Newspaper publishers | (F) | (D) | (D) | 5 | 1 | 1 | — | 1 | — | 1 | 1 | — | — | |
| 513 | Broadcasting & telecommunications | 1 026 | 9 381 | 36 498 | 42 | 16 | 4 | 9 | 9 | 2 | 1 | 1 | — | — | |
| 5131 | Radio & television broadcasting | (E) | (D) | (D) | 11 | 2 | — | 2 | 5 | 1 | 1 | — | — | — | |
| 51311 | Radio broadcasting | 207 | 1 514 | 5 858 | 9 | 2 | — | 2 | 4 | 1 | — | — | — | — | |
| 513112 | Radio stations | 207 | 1 514 | 5 858 | 9 | 2 | — | 2 | 4 | 1 | — | — | — | — | |
| 51312 | Television broadcasting | (C) | (D) | (D) | 2 | — | — | — | 1 | — | 1 | — | — | — | |
| 5133 | Telecommunications | 660 | 6 308 | 24 521 | 30 | 14 | 4 | 7 | 3 | 1 | — | 1 | — | — | |
| 51331 | Wired telecommunications carriers | 566 | 5 167 | 20 083 | 19 | 10 | 1 | 4 | 2 | 1 | — | 1 | — | — | |
| 513310 | Wired telecommunications carriers | 566 | 5 167 | 20 083 | 19 | 10 | 1 | 4 | 2 | 1 | — | 1 | — | — | |
| 52 | Finance & insurance | 2 596 | 27 254 | 105 621 | 302 | 169 | 54 | 46 | 28 | 3 | 2 | — | — | — | |
| 522 | Credit intermediation & related activities | 1 541 | 12 763 | 55 390 | 109 | 32 | 29 | 28 | 16 | 2 | 2 | — | — | — | |
| 5221 | Depository credit intermediation | 1 317 | 10 866 | 45 597 | 74 | 15 | 17 | 24 | 14 | 2 | 2 | — | — | — | |
| 52211 | Commercial banking | 1 087 | 9 447 | 40 018 | 53 | 12 | 7 | 19 | 11 | 2 | 2 | — | — | — | |
| 522110 | Commercial banking | 1 087 | 9 447 | 40 018 | 53 | 12 | 7 | 19 | 11 | 2 | 2 | — | — | — | |
| 52213 | Credit unions | (C) | (D) | (D) | 19 | 3 | 8 | 5 | 3 | — | — | — | — | — | |
| 5222 | Nondepository credit intermediation | 157 | 1 438 | 7 069 | 23 | 8 | 11 | 3 | 1 | — | — | — | — | — | |
| 52229 | Other nondepository credit intermediation | (C) | (D) | (D) | 22 | 8 | 11 | 3 | — | — | — | — | — | — | |
| 522292 | Real estate credit | 105 | 1 077 | 5 729 | 14 | 3 | 8 | 3 | — | — | — | — | — | — | |
| 523 | Security, commodity contracts & like activity | (E) | (D) | (D) | 42 | 28 | 4 | 6 | 3 | 1 | — | — | — | — | |
| 5231 | Secrty & comdty contracts intermed & brokerage | (C) | (D) | (D) | 27 | 16 | 3 | 5 | 2 | 1 | — | — | — | — | |
| 52312 | Securities brokerage | 239 | 7 237 | 21 577 | 26 | 15 | 3 | 5 | 2 | 1 | — | — | — | — | |
| 523120 | Securities brokerage | 239 | 7 237 | 21 577 | 26 | 15 | 3 | 5 | 2 | 1 | — | — | — | — | |
| 524 | Insurance carriers & related activities | 724 | 6 686 | 25 965 | 150 | 109 | 20 | 12 | 9 | — | — | — | — | — | |
| 5241 | Insurance carriers | 242 | 2 535 | 9 088 | 31 | 18 | 4 | 6 | 3 | — | — | — | — | — | |
| 52411 | Direct life, health, medical insurance carriers | 184 | 2 005 | 6 678 | 19 | 11 | 1 | 4 | 3 | — | — | — | — | — | |
| 524113 | Direct life insurance carriers | 101 | 1 014 | 3 160 | 14 | 10 | 1 | 1 | 2 | — | — | — | — | — | |
| 5242 | Agencies & other insurance related activities | 482 | 4 151 | 16 877 | 119 | 91 | 16 | 6 | 6 | — | — | — | — | — | |
| 52421 | Insurance agencies & brokerages | 402 | 3 458 | 13 761 | 105 | 83 | 14 | 2 | 6 | — | — | — | — | — | |
| 524210 | Insurance agencies & brokerages | 402 | 3 458 | 13 761 | 105 | 83 | 14 | 2 | 6 | — | — | — | — | — | |

See footnotes at end of table.

Table 6. Counties—Employees, Payroll, and Establishments by Industry: 2001—Con.

[Excludes most government employees, railroad employees, and self-employed persons. Size class 1 to 4 includes establishments with payroll, but no employees, during mid-March pay period. (D) denotes figures withheld to avoid disclosing data for individual companies; the data are included in broader industry totals. Detailed industries with 100 or more employees are shown if industry was not a (D). For explanation of terms, abbreviations, and data reliability/comparability, see introductory text]

| NAICS code | Industry | Number of employees for week including March 12 | Payroll (\$1,000) | | Total number of establishments | Number of establishments by employment-size class | | | | | | | | | |
|-------------------|---|---|-------------------|---------------|--------------------------------|---|------------|-----------|-----------|-----------|------------|------------|------------|---------------|--|
| | | | First quarter | Annual | | 1 to 4 | 5 to 9 | 10 to 19 | 20 to 49 | 50 to 99 | 100 to 249 | 250 to 499 | 500 to 999 | 1,000 or more | |
| SCOTT—Con. | | | | | | | | | | | | | | | |
| 81 | Other services (except public administration) | 3 729 | 15 263 | 63 173 | 466 | 271 | 102 | 59 | 23 | 7 | 4 | | | | |
| 811 | Repair & maintenance | 1 210 | 6 759 | 27 955 | 180 | 109 | 41 | 20 | 7 | 2 | 1 | | | | |
| 8111 | Automotive repair & maintenance | 852 | 4 077 | 16 743 | 132 | 80 | 31 | 14 | 5 | 1 | 1 | | | | |
| 81111 | Automotive mechanical & electrical R&M | 312 | 1 919 | 7 746 | 73 | 44 | 21 | 7 | 1 | | | | | | |
| 811111 | General automotive repair | 165 | 894 | 3 607 | 52 | 36 | 13 | 3 | | | | | | | |
| 81112 | Automotive body, paint, interior & glass repair | 153 | 1 141 | 4 600 | 31 | 22 | 4 | 4 | 1 | | | | | | |
| 811121 | Automotive body, paint & interior R&M | 130 | 968 | 3 865 | 23 | 15 | 3 | 4 | 1 | | | | | | |
| 81119 | Other automotive R&M | 387 | 1 017 | 4 397 | 28 | 14 | 6 | 3 | 3 | 1 | 1 | | | | |
| 811192 | Car washes | 342 | 806 | 3 551 | 18 | 9 | 1 | 3 | 3 | 1 | 1 | | | | |
| 8113 | Commercial equipment (exc auto & elec) R&M | 195 | 1 507 | 6 318 | 20 | 12 | 4 | 2 | 1 | 1 | | | | | |
| 81131 | Commercial equipment (exc auto & elec) R&M | 195 | 1 507 | 6 318 | 20 | 12 | 4 | 2 | 1 | 1 | | | | | |
| 811310 | Commercial equipment (exc auto & elec) R&M | 195 | 1 507 | 6 318 | 20 | 12 | 4 | 2 | 1 | 1 | | | | | |
| 8114 | Personal & household goods R&M | 104 | 621 | 2 186 | 17 | 12 | 2 | 2 | 1 | | | | | | |
| 812 | Personal & laundry services | 928 | 3 671 | 15 575 | 117 | 66 | 27 | 17 | 4 | 1 | 2 | | | | |
| 8121 | Personal care services | 360 | 1 244 | 4 972 | 76 | 48 | 16 | 10 | 2 | | | | | | |
| 81211 | Hair, nail & skin care services | 326 | 1 174 | 4 659 | 68 | 41 | 16 | 9 | 2 | | | | | | |
| 812112 | Beauty salons | 294 | 1 078 | 4 238 | 55 | 29 | 15 | 9 | 2 | | | | | | |
| 8123 | Drycleaning & laundry services | 408 | 1 422 | 5 933 | 14 | 3 | 4 | 3 | 1 | 1 | 2 | | | | |
| 81232 | Drycleaning & laundry services (exc coin-op) | (E) | (D) | (D) | 6 | | 2 | 1 | 1 | 1 | 1 | | | | |
| 81233 | Linen & uniform supply | (C) | (D) | (D) | 1 | | | | | | 1 | | | | |
| 813 | Religious, grantmaking, civic, prof & like organizations | 1 591 | 4 833 | 19 643 | 169 | 96 | 34 | 22 | 12 | 4 | 1 | | | | |
| 8131 | Religious organizations | 840 | 2 642 | 10 544 | 89 | 45 | 21 | 15 | 4 | 4 | | | | | |
| 81311 | Religious organizations | 840 | 2 642 | 10 544 | 89 | 45 | 21 | 15 | 4 | 4 | | | | | |
| 813110 | Religious organizations | 840 | 2 642 | 10 544 | 89 | 45 | 21 | 15 | 4 | 4 | | | | | |
| 8134 | Civic & social organizations | 400 | 938 | 3 754 | 27 | 15 | 6 | 2 | 3 | | 1 | | | | |
| 81341 | Civic & social organizations | 400 | 938 | 3 754 | 27 | 15 | 6 | 2 | 3 | | 1 | | | | |
| 813410 | Civic & social organizations | 400 | 938 | 3 754 | 27 | 15 | 6 | 2 | 3 | | 1 | | | | |
| 8139 | Business, labor, political, like organizations | 222 | 747 | 3 165 | 43 | 32 | 5 | 4 | 2 | | | | | | |
| 81393 | Labor unions & similar labor organizations | 166 | 460 | 1 903 | 25 | 18 | 2 | 3 | 2 | | | | | | |
| 813930 | Labor unions & similar labor organizations | 166 | 460 | 1 903 | 25 | 18 | 2 | 3 | 2 | | | | | | |
| 95 | Auxiliaries (exc corporate, subsidiary & regional mgt) | (C) | (D) | (D) | 7 | 2 | 1 | 2 | 1 | 1 | | | | | |
| 99 | Unclassified establishments | 35 | 80 | 509 | 33 | 30 | 3 | | | | | | | | |
| SHELBY | | | | | | | | | | | | | | | |
| Total | | 4 601 | 21 307 | 92 685 | 418 | 234 | 91 | 51 | 22 | 13 | 6 | 1 | | | |
| 11 | Forestry, fishing, hunting, and agriculture support | 1 | 1 | 19 | 3 | 3 | | | | | | | | | |
| 21 | Mining | (A) | (D) | (D) | 2 | 1 | 1 | | | | | | | | |
| 22 | Utilities | (B) | (D) | (D) | 2 | | 1 | | 1 | | | | | | |
| 23 | Construction | 241 | 1 781 | 12 354 | 46 | 35 | 6 | 4 | | 1 | | | | | |
| 234 | Heavy construction | (C) | (D) | (D) | 5 | 2 | 1 | 1 | | 1 | | | | | |
| 2341 | Highway, street, bridge & tunnel construction | (C) | (D) | (D) | 3 | 1 | | 1 | | 1 | | | | | |
| 23411 | Highway & street construction | (C) | (D) | (D) | 3 | 1 | | 1 | | 1 | | | | | |
| 31-33 | Manufacturing | 243 | 2 035 | 7 186 | 14 | 7 | 2 | 2 | 1 | 2 | | | | | |
| 42 | Wholesale trade | 434 | 2 239 | 8 774 | 23 | 9 | 8 | 3 | 1 | 1 | 1 | | | | |
| 422 | Wholesale trade, nondurable goods | 365 | 1 827 | 7 158 | 13 | 4 | 6 | 1 | | 1 | 1 | | | | |
| 4229 | Miscellaneous nondurable goods whsle | 323 | 1 508 | 6 162 | 6 | 2 | 1 | 1 | | 1 | 1 | | | | |
| 42299 | Other miscellaneous nondurable goods whsle | (C) | (D) | (D) | 2 | | 1 | | | | 1 | | | | |
| 44-45 | Retail trade | 683 | 2 584 | 11 201 | 85 | 41 | 23 | 16 | 3 | 1 | 1 | | | | |
| 444 | Bldg material & garden equip & supp dealers | 121 | 583 | 2 912 | 20 | 11 | 4 | 5 | | | | | | | |
| 445 | Food & beverage stores | 195 | 561 | 2 427 | 11 | 5 | 3 | 1 | | 1 | 1 | | | | |
| 4451 | Grocery stores | (C) | (D) | (D) | 9 | 4 | 2 | 1 | | 1 | 1 | | | | |
| 44511 | Grocery (except convenience) stores | 176 | 509 | 2 176 | 7 | 3 | 1 | 1 | | 1 | 1 | | | | |
| 445110 | Grocery (except convenience) stores | 176 | 509 | 2 176 | 7 | 3 | 1 | 1 | | 1 | 1 | | | | |
| 48-49 | Transportation & warehousing | 167 | 1 154 | 5 186 | 23 | 19 | 3 | | | | 1 | | | | |
| 484 | Truck transportation | 167 | 1 154 | 5 186 | 23 | 19 | 3 | | | | 1 | | | | |
| 4841 | General freight trucking | 142 | 1 011 | 4 556 | 14 | 12 | 1 | | | | 1 | | | | |
| 48412 | General freight trucking, long-distance | (C) | (D) | (D) | 13 | 11 | 1 | | | | 1 | | | | |
| 51 | Information | 487 | 2 166 | 8 519 | 10 | 3 | 3 | 1 | 1 | 1 | | 1 | | | |
| 514 | Information & data processing services | (E) | (D) | (D) | 1 | | | | | | | 1 | | | |
| 5142 | Data processing services | (E) | (D) | (D) | 1 | | | | | | | 1 | | | |
| 51421 | Data processing services | (E) | (D) | (D) | 1 | | | | | | | 1 | | | |
| 52 | Finance & insurance | 215 | 1 326 | 5 597 | 31 | 18 | 9 | 1 | 3 | | | | | | |
| 522 | Credit intermediation & related activities | 145 | 1 006 | 3 956 | 13 | 5 | 5 | 1 | 2 | | | | | | |
| 5221 | Depository credit intermediation | (C) | (D) | (D) | 11 | 4 | 4 | 1 | 2 | | | | | | |
| 52211 | Commercial banking | 127 | 838 | 3 431 | 9 | 3 | 3 | 1 | 2 | | | | | | |
| 522110 | Commercial banking | 127 | 838 | 3 431 | 9 | 3 | 3 | 1 | 2 | | | | | | |

See footnotes at end of table.

Table 6. **Counties—Employees, Payroll, and Establishments by Industry: 2001—Con.**

[Excludes most government employees, railroad employees, and self-employed persons. Size class 1 to 4 includes establishments with payroll, but no employees, during mid-March pay period. (D) denotes figures withheld to avoid disclosing data for individual companies; the data are included in broader industry totals. Detailed industries with 100 or more employees are shown if industry was not a (D). For explanation of terms, abbreviations, and data reliability/comparability, see introductory text]

| NAICS code | Industry | Number of employees for week including March 12 | Payroll (\$1,000) | | Total number of establishments | Number of establishments by employment-size class | | | | | | | | | |
|--------------------|--|---|-------------------|----------------|--------------------------------|---|------------|------------|-----------|-----------|------------|------------|------------|---------------|--|
| | | | First quarter | Annual | | 1 to 4 | 5 to 9 | 10 to 19 | 20 to 49 | 50 to 99 | 100 to 249 | 250 to 499 | 500 to 999 | 1,000 or more | |
| SHELBY—Con. | | | | | | | | | | | | | | | |
| 53 | Real estate & rental & leasing | 14 | 22 | 100 | 5 | 4 | 1 | — | — | — | — | — | — | — | |
| 54 | Professional, scientific & technical services | 294 | 1 374 | 6 711 | 20 | 8 | 6 | 5 | — | — | 1 | — | — | — | |
| 541 | Professional, scientific & technical services | 294 | 1 374 | 6 711 | 20 | 8 | 6 | 5 | — | — | 1 | — | — | — | |
| 5414 | Specialized design services | (C) | (D) | (D) | 1 | — | — | — | — | — | 1 | — | — | — | |
| 54142 | Industrial design services | (C) | (D) | (D) | 1 | — | — | — | — | — | 1 | — | — | — | |
| 55 | Management of companies & enterprises | (B) | (D) | (D) | 2 | — | — | 1 | 1 | — | — | — | — | — | |
| 56 | Admin, support, waste mgmt, remediation services | 39 | 136 | 683 | 15 | 13 | 1 | 1 | — | — | — | — | — | — | |
| 61 | Educational services | 165 | 292 | 1 148 | 5 | 2 | 1 | — | — | 2 | — | — | — | — | |
| 611 | Educational services | 165 | 292 | 1 148 | 5 | 2 | 1 | — | — | 2 | — | — | — | — | |
| 6111 | Elementary & secondary schools | (C) | (D) | (D) | 4 | 1 | 1 | — | — | 2 | — | — | — | — | |
| 61111 | Elementary & secondary schools | (C) | (D) | (D) | 4 | 1 | 1 | — | — | 2 | — | — | — | — | |
| 62 | Health care and social assistance | 930 | 3 861 | 14 901 | 34 | 10 | 9 | 5 | 3 | 5 | 2 | — | — | — | |
| 621 | Ambulatory health care services | 155 | 946 | 3 738 | 13 | 4 | 7 | — | 1 | 1 | — | — | — | — | |
| 622 | Hospitals | (C) | (D) | (D) | 1 | — | — | — | — | — | 1 | — | — | — | |
| 6221 | General medical & surgical hospitals | (C) | (D) | (D) | 1 | — | — | — | — | — | 1 | — | — | — | |
| 62211 | General medical & surgical hospitals | (C) | (D) | (D) | 1 | — | — | — | — | — | 1 | — | — | — | |
| 623 | Nursing & residential care facilities | 417 | 1 550 | 5 558 | 9 | — | — | 4 | 1 | 3 | 1 | — | — | — | |
| 6231 | Nursing care facilities | (C) | (D) | (D) | 2 | — | — | — | — | 2 | — | — | — | — | |
| 62311 | Nursing care facilities | (C) | (D) | (D) | 2 | — | — | — | — | 2 | — | — | — | — | |
| 6232 | Residential mental retardation, health facil | 124 | 469 | 1 832 | 5 | — | — | 3 | 1 | 1 | — | — | — | — | |
| 62321 | Residential mental retardation facilities | 124 | 469 | 1 832 | 5 | — | — | 3 | 1 | 1 | — | — | — | — | |
| 623210 | Residential mental retardation facilities | 124 | 469 | 1 832 | 5 | — | — | 3 | 1 | 1 | — | — | — | — | |
| 6233 | Community care facilities for the elderly | (C) | (D) | (D) | 2 | — | — | 1 | — | — | 1 | — | — | — | |
| 62331 | Community care facilities for the elderly | (C) | (D) | (D) | 2 | — | — | 1 | — | — | 1 | — | — | — | |
| 624 | Social assistance | (C) | (D) | (D) | 11 | 6 | 2 | 1 | 1 | 1 | — | — | — | — | |
| 71 | Arts, entertainment & recreation | 58 | 160 | 675 | 10 | 6 | 2 | 1 | 1 | — | — | — | — | — | |
| 72 | Accommodation & food services | 327 | 489 | 2 059 | 31 | 12 | 6 | 8 | 5 | — | — | — | — | — | |
| 722 | Food services & drinking places | 291 | 440 | 1 826 | 26 | 10 | 5 | 6 | 5 | — | — | — | — | — | |
| 7221 | Full-service restaurants | 129 | 181 | 766 | 9 | 2 | 3 | 2 | 2 | — | — | — | — | — | |
| 72211 | Full-service restaurants | 129 | 181 | 766 | 9 | 2 | 3 | 2 | 2 | — | — | — | — | — | |
| 722110 | Full-service restaurants | 129 | 181 | 766 | 9 | 2 | 3 | 2 | 2 | — | — | — | — | — | |
| 7222 | Limited-service eating places | 138 | 225 | 925 | 9 | 2 | — | 4 | 3 | — | — | — | — | — | |
| 72221 | Limited-service eating places | 138 | 225 | 925 | 9 | 2 | — | 4 | 3 | — | — | — | — | — | |
| 81 | Other services (except public administration) | 211 | 852 | 3 690 | 52 | 38 | 9 | 3 | 2 | — | — | — | — | — | |
| 99 | Unclassified establishments | 4 | 4 | 17 | 5 | 5 | — | — | — | — | — | — | — | — | |
| SIOUX | | | | | | | | | | | | | | | |
| | Total | 14 118 | 76 406 | 323 966 | 1 109 | 614 | 220 | 143 | 85 | 25 | 12 | 9 | 1 | — | |
| 11 | Forestry, fishing, hunting, and agriculture support | 132 | 782 | 3 210 | 9 | 4 | 2 | 1 | 1 | 1 | — | — | — | — | |
| 115 | Agriculture & forestry support activities | 132 | 782 | 3 210 | 9 | 4 | 2 | 1 | 1 | 1 | — | — | — | — | |
| 1152 | Animal production support activities | (C) | (D) | (D) | 4 | 1 | — | 1 | 1 | 1 | — | — | — | — | |
| 11521 | Animal production support activities | (C) | (D) | (D) | 4 | 1 | — | 1 | 1 | 1 | — | — | — | — | |
| 21 | Mining | (B) | (D) | (D) | 2 | 1 | — | — | 1 | — | — | — | — | — | |
| 22 | Utilities | 81 | 767 | 3 211 | 7 | 1 | 4 | 1 | 1 | — | — | — | — | — | |
| 23 | Construction | 915 | 5 280 | 31 126 | 157 | 105 | 39 | 9 | 3 | — | — | 1 | — | — | |
| 233 | Building, developing & general contracting | 178 | 735 | 3 960 | 41 | 26 | 11 | 3 | 1 | — | — | — | — | — | |
| 2332 | Residential building construction | 108 | 399 | 2 060 | 30 | 20 | 9 | — | 1 | — | — | — | — | — | |
| 23321 | Single-family housing construction | 108 | 399 | 2 060 | 30 | 20 | 9 | — | 1 | — | — | — | — | — | |
| 233210 | Single-family housing construction | 108 | 399 | 2 060 | 30 | 20 | 9 | — | 1 | — | — | — | — | — | |
| 235 | Special trade contractors | 725 | 4 496 | 26 685 | 109 | 72 | 28 | 6 | 2 | — | — | 1 | — | — | |
| 2353 | Electrical contractors | 357 | 2 638 | 15 692 | 18 | 9 | 8 | — | — | — | — | 1 | — | — | |
| 23531 | Electrical contractors | 357 | 2 638 | 15 692 | 18 | 9 | 8 | — | — | — | — | 1 | — | — | |
| 235310 | Electrical contractors | 357 | 2 638 | 15 692 | 18 | 9 | 8 | — | — | — | — | 1 | — | — | |
| 31-33 | Manufacturing | 3 965 | 28 449 | 115 184 | 81 | 24 | 16 | 7 | 14 | 8 | 7 | 5 | — | — | |
| 311 | Food mfg | 784 | 4 869 | 20 145 | 18 | 5 | 6 | 1 | 1 | 2 | 1 | — | — | — | |
| 3116 | Animal slaughtering & processing | 653 | 4 150 | 17 316 | 12 | 3 | 5 | — | 1 | 2 | 1 | — | — | — | |
| 31161 | Animal slaughtering & processing | 653 | 4 150 | 17 316 | 12 | 3 | 5 | — | 1 | 2 | 1 | — | — | — | |
| 311611 | Animal (except poultry) slaughtering | 636 | 4 105 | 16 941 | 9 | 2 | 3 | — | — | 1 | 2 | 1 | — | — | |
| 3119 | Other food mfg | (C) | (D) | (D) | 2 | — | — | — | 1 | 1 | — | — | — | — | |
| 31199 | All other food mfg | (C) | (D) | (D) | 2 | — | — | — | 1 | 1 | — | — | — | — | |
| 321 | Wood product mfg | (E) | (D) | (D) | 3 | — | 1 | — | 1 | — | — | 1 | — | — | |
| 3219 | Other wood product mfg | (E) | (D) | (D) | 3 | — | 1 | — | 1 | — | — | 1 | — | — | |
| 32191 | Millwork | (E) | (D) | (D) | 1 | — | — | — | — | — | — | 1 | — | — | |
| 323 | Printing & related support activities | 117 | 899 | 3 847 | 5 | 2 | — | 1 | 1 | — | — | — | — | — | |
| 3231 | Printing & related support activities | 117 | 899 | 3 847 | 5 | 2 | — | 1 | 1 | — | — | — | — | — | |
| 32311 | Printing | 117 | 899 | 3 847 | 5 | 2 | — | 1 | 1 | — | — | — | — | — | |
| 325 | Chemical mfg | (C) | (D) | (D) | 3 | 1 | — | — | 1 | 1 | — | — | — | — | |

See footnotes at end of table.

Table 6. Counties—Employees, Payroll, and Establishments by Industry: 2001—Con.

[Excludes most government employees, railroad employees, and self-employed persons. Size class 1 to 4 includes establishments with payroll, but no employees, during mid-March pay period. (D) denotes figures withheld to avoid disclosing data for individual companies; the data are included in broader industry totals. Detailed industries with 100 or more employees are shown if industry was not a (D). For explanation of terms, abbreviations, and data reliability/comparability, see introductory text]

| NAICS code | Industry | Number of employees for week including March 12 | Payroll (\$1,000) | | Total number of establishments | Number of establishments by employment-size class | | | | | | | | | | | | |
|--------------|---|---|-------------------|---------------|--------------------------------|---|-----------|-----------|-----------|----------|------------|------------|------------|---------------|---|---|---|---|
| | | | First quarter | Annual | | 1 to 4 | 5 to 9 | 10 to 19 | 20 to 49 | 50 to 99 | 100 to 249 | 250 to 499 | 500 to 999 | 1,000 or more | | | | |
| 31-33 | SIoux—Con. | | | | | | | | | | | | | | | | | |
| | Manufacturing—Con. | | | | | | | | | | | | | | | | | |
| 327 | Nonmetallic mineral product mfg | 179 | 830 | 5 727 | 9 | 4 | 1 | 1 | 2 | 1 | - | - | - | - | - | - | - | - |
| 3273 | Cement & concrete product mfg | 179 | 830 | 5 727 | 9 | 4 | 1 | 1 | 2 | 1 | - | - | - | - | - | - | - | - |
| 32732 | Ready-mix concrete mfg | (C) | (D) | (D) | 7 | 3 | 1 | - | 2 | 1 | - | - | - | - | - | - | - | - |
| 332 | Fabricated metal product mfg | 511 | 4 060 | 14 942 | 13 | 5 | 3 | 2 | 1 | - | 2 | - | - | - | - | - | - | - |
| 3323 | Architectural & structural metals mfg | (C) | (D) | (D) | 1 | - | - | - | - | - | - | 1 | - | - | - | - | - | - |
| 33231 | Plate work & fabricated structural prod mfg | (C) | (D) | (D) | 1 | - | - | - | - | - | - | 1 | - | - | - | - | - | - |
| 3327 | Mach shops, turn prod, screw, nut, bolt mfg | (E) | (D) | (D) | 12 | 5 | 3 | 2 | 1 | - | 1 | - | - | - | - | - | - | - |
| 33272 | Turned product & screw, nut & bolt mfg | (C) | (D) | (D) | 1 | - | - | - | - | - | - | 1 | - | - | - | - | - | - |
| 333 | Machinery mfg | 842 | 7 014 | 25 288 | 14 | 2 | 1 | 2 | 4 | 2 | 2 | 1 | - | - | - | - | - | - |
| 3331 | Ag, construction & mining machinery mfg | (C) | (D) | (D) | 9 | 1 | 1 | 2 | 4 | 1 | - | - | - | - | - | - | - | - |
| 33311 | Agricultural implement mfg | 180 | 1 251 | 5 140 | 7 | - | 1 | 2 | 3 | 1 | - | - | - | - | - | - | - | - |
| 333111 | Farm machinery & equipment mfg | 180 | 1 251 | 5 140 | 7 | - | 1 | 2 | 3 | 1 | - | - | - | - | - | - | - | - |
| 3339 | Other general purpose machinery mfg | (F) | (D) | (D) | 4 | - | - | - | - | 1 | 2 | 1 | - | - | - | - | - | - |
| 33392 | Material handling equipment mfg | (C) | (D) | (D) | 1 | - | - | - | - | - | 1 | - | - | - | - | - | - | - |
| 33399 | All other general purpose machinery mfg | (F) | (D) | (D) | 3 | - | - | - | - | 1 | 1 | 1 | - | - | - | - | - | - |
| 334 | Computer & electronic product mfg | (E) | (D) | (D) | 1 | - | - | - | - | - | - | 1 | - | - | - | - | - | - |
| 3344 | Semiconductor & oth electronic component mfg | (E) | (D) | (D) | 1 | - | - | - | - | - | - | 1 | - | - | - | - | - | - |
| 33441 | Semiconductor & oth electronic component mfg | (E) | (D) | (D) | 1 | - | - | - | - | - | - | 1 | - | - | - | - | - | - |
| 335 | Electrical equip, appliance & component mfg | (C) | (D) | (D) | 1 | - | - | - | - | - | 1 | - | - | - | - | - | - | - |
| 3353 | Electrical equipment mfg | (C) | (D) | (D) | 1 | - | - | - | - | - | 1 | - | - | - | - | - | - | - |
| 33531 | Electrical equipment mfg | (C) | (D) | (D) | 1 | - | - | - | - | - | 1 | - | - | - | - | - | - | - |
| 336 | Transportation equipment mfg | (E) | (D) | (D) | 3 | - | 1 | - | 1 | - | - | 1 | - | - | - | - | - | - |
| 3369 | Other transportation equipment mfg | (E) | (D) | (D) | 1 | - | - | - | - | - | - | 1 | - | - | - | - | - | - |
| 33699 | Other transportation equipment mfg | (E) | (D) | (D) | 1 | - | - | - | - | - | - | 1 | - | - | - | - | - | - |
| 42 | Wholesale trade | 1 105 | 7 523 | 30 811 | 82 | 35 | 18 | 15 | 9 | 4 | 1 | - | - | - | - | - | - | - |
| 421 | Wholesale trade, durable goods | 442 | 3 340 | 13 429 | 31 | 14 | 4 | 7 | 4 | 2 | - | - | - | - | - | - | - | - |
| 4214 | Professional & commercial equip & supp whsle | (C) | (D) | (D) | 2 | - | - | - | 1 | 1 | - | - | - | - | - | - | - | - |
| 4218 | Machinery, equipment & supplies whsle | 272 | 2 172 | 8 498 | 17 | 5 | 3 | 5 | 3 | 1 | - | - | - | - | - | - | - | - |
| 42182 | Farm & garden machinery & equipment whsle | 252 | 2 065 | 7 967 | 12 | 2 | 1 | 5 | 3 | 1 | - | - | - | - | - | - | - | - |
| 421820 | Farm & garden machinery & equipment whsle | 252 | 2 065 | 7 967 | 12 | 2 | 1 | 5 | 3 | 1 | - | - | - | - | - | - | - | - |
| 422 | Wholesale trade, nondurable goods | 663 | 4 183 | 17 382 | 51 | 21 | 14 | 8 | 5 | 2 | 1 | - | - | - | - | - | - | - |
| 4225 | Farm product raw material whsle | 333 | 2 333 | 9 581 | 24 | 8 | 8 | 4 | 3 | - | 1 | - | - | - | - | - | - | - |
| 42251 | Grain & field bean whsle | 299 | 1 863 | 8 352 | 16 | 3 | 6 | 3 | 3 | - | 1 | - | - | - | - | - | - | - |
| 422510 | Grain & field bean whsle | 299 | 1 863 | 8 352 | 16 | 3 | 6 | 3 | 3 | - | 1 | - | - | - | - | - | - | - |
| 4229 | Miscellaneous nondurable goods whsle | 144 | 818 | 3 526 | 17 | 10 | 2 | 3 | 2 | - | - | - | - | - | - | - | - | - |
| 44-45 | Retail trade | 1 645 | 6 209 | 26 849 | 168 | 68 | 45 | 38 | 14 | 1 | 2 | - | - | - | - | - | - | - |
| 441 | Motor vehicle & parts dealers | 220 | 1 304 | 5 737 | 24 | 11 | 4 | 6 | 3 | - | - | - | - | - | - | - | - | - |
| 4411 | Automobile dealers | 162 | 1 070 | 4 712 | 14 | 5 | 2 | 4 | 3 | - | - | - | - | - | - | - | - | - |
| 44111 | New car dealers | 150 | 1 011 | 4 463 | 9 | 1 | 1 | 4 | 3 | - | - | - | - | - | - | - | - | - |
| 441110 | New car dealers | 150 | 1 011 | 4 463 | 9 | 1 | 1 | 4 | 3 | - | - | - | - | - | - | - | - | - |
| 444 | Bldg material & garden equip & supp dealers | 274 | 1 480 | 6 472 | 26 | 8 | 8 | 6 | 4 | - | - | - | - | - | - | - | - | - |
| 4441 | Building material & supplies dealers | (C) | (D) | (D) | 12 | 5 | 4 | 1 | 2 | - | - | - | - | - | - | - | - | - |
| 4442 | Lawn & garden equip & supplies stores | (C) | (D) | (D) | 14 | 3 | 4 | 5 | 2 | - | - | - | - | - | - | - | - | - |
| 44422 | Nursery & garden centers | 164 | 902 | 4 173 | 12 | 2 | 3 | 5 | 2 | - | - | - | - | - | - | - | - | - |
| 444220 | Nursery & garden centers | 164 | 902 | 4 173 | 12 | 2 | 3 | 5 | 2 | - | - | - | - | - | - | - | - | - |
| 445 | Food & beverage stores | 379 | 950 | 4 264 | 16 | 5 | 1 | 3 | 5 | 1 | 1 | - | - | - | - | - | - | - |
| 4451 | Grocery stores | (E) | (D) | (D) | 11 | 2 | - | 2 | 5 | 1 | 1 | - | - | - | - | - | - | - |
| 44511 | Grocery (except convenience) stores | 328 | 862 | 3 853 | 9 | 2 | - | - | 5 | 1 | 1 | - | - | - | - | - | - | - |
| 445110 | Grocery (except convenience) stores | 328 | 862 | 3 853 | 9 | 2 | - | - | 5 | 1 | 1 | - | - | - | - | - | - | - |
| 447 | Gasoline stations | 202 | 822 | 3 221 | 23 | 4 | 13 | 5 | 1 | - | - | - | - | - | - | - | - | - |
| 4471 | Gasoline stations | 202 | 822 | 3 221 | 23 | 4 | 13 | 5 | 1 | - | - | - | - | - | - | - | - | - |
| 44711 | Gasoline stations with convenience stores | 141 | 351 | 1 411 | 16 | 1 | 11 | 4 | - | - | - | - | - | - | - | - | - | - |
| 447110 | Gasoline stations with convenience stores | 141 | 351 | 1 411 | 16 | 1 | 11 | 4 | - | - | - | - | - | - | - | - | - | - |
| 452 | General merchandise stores | 181 | 498 | 2 231 | 11 | 3 | 3 | 4 | - | - | 1 | - | - | - | - | - | - | - |
| 4521 | Department stores | (C) | (D) | (D) | 1 | - | - | - | - | - | 1 | - | - | - | - | - | - | - |
| 45211 | Department stores | (C) | (D) | (D) | 1 | - | - | - | - | - | 1 | - | - | - | - | - | - | - |
| 48-49 | Transportation & warehousing | 216 | 964 | 4 393 | 66 | 54 | 9 | 2 | - | 1 | - | - | - | - | - | - | - | - |
| 484 | Truck transportation | 196 | 929 | 4 230 | 60 | 50 | 7 | 2 | - | 1 | - | - | - | - | - | - | - | - |
| 4841 | General freight trucking | 110 | 587 | 2 539 | 28 | 23 | 3 | 1 | - | 1 | - | - | - | - | - | - | - | - |
| 51 | Information | 100 | 880 | 3 915 | 13 | 7 | 1 | 4 | 1 | - | - | - | - | - | - | - | - | - |
| 52 | Finance & insurance | 527 | 3 108 | 12 257 | 70 | 41 | 12 | 11 | 5 | 1 | - | - | - | - | - | - | - | - |
| 522 | Credit intermediation & related activities | 382 | 2 465 | 9 718 | 24 | 6 | 4 | 8 | 5 | 1 | - | - | - | - | - | - | - | - |
| 5221 | Depository credit intermediation | (E) | (D) | (D) | 19 | 3 | 4 | 6 | 5 | 1 | - | - | - | - | - | - | - | - |
| 52211 | Commercial banking | 338 | 2 202 | 8 247 | 18 | 3 | 3 | 6 | 5 | 1 | - | - | - | - | - | - | - | - |
| 522110 | Commercial banking | 338 | 2 202 | 8 247 | 18 | 3 | 3 | 6 | 5 | 1 | - | - | - | - | - | - | - | - |
| 524 | Insurance carriers & related activities | (C) | (D) | (D) | 38 | 29 | 6 | 3 | - | - | - | - | - | - | - | - | - | - |
| 5242 | Agencies & other insurance related activities | 107 | 449 | 1 790 | 36 | 29 | 5 | 2 | - | - | - | - | - | - | - | - | - | - |
| 52421 | Insurance agencies & brokerages | 107 | 449 | 1 790 | 36 | 29 | 5 | 2 | - | - | - | - | - | - | - | - | - | - |
| 524210 | Insurance agencies & brokerages | 107 | 449 | 1 790 | 36 | 29 | 5 | 2 | - | - | - | - | - | - | - | - | - | - |
| 53 | Real estate & rental & leasing | (B) | (D) | (D) | 18 | 15 | 3 | - | - | - | - | - | - | - | - | - | - | - |

See footnotes at end of table.

Table 6. Counties—Employees, Payroll, and Establishments by Industry: 2001—Con.

[Excludes most government employees, railroad employees, and self-employed persons. Size class 1 to 4 includes establishments with payroll, but no employees, during mid-March pay period. (D) denotes figures withheld to avoid disclosing data for individual companies; the data are included in broader industry totals. Detailed industries with 100 or more employees are shown if industry was not a (D). For explanation of terms, abbreviations, and data reliability/comparability, see introductory text]

| NAICS code | Industry | Number of employees for week including March 12 | Payroll (\$1,000) | | Total number of establishments | Number of establishments by employment-size class | | | | | | | | | |
|-------------------|--|---|-------------------|----------------|--------------------------------|---|------------|------------|------------|-----------|------------|------------|------------|---------------|--|
| | | | First quarter | Annual | | 1 to 4 | 5 to 9 | 10 to 19 | 20 to 49 | 50 to 99 | 100 to 249 | 250 to 499 | 500 to 999 | 1,000 or more | |
| SIOUX—Con. | | | | | | | | | | | | | | | |
| 54 | Professional, scientific & technical services | 300 | 2 015 | 8 505 | 50 | 31 | 9 | 7 | 3 | — | — | — | — | — | |
| 541 | Professional, scientific & technical services | 300 | 2 015 | 8 505 | 50 | 31 | 9 | 7 | 3 | — | — | — | — | — | |
| 55 | Management of companies & enterprises | 70 | 664 | 3 876 | 7 | 3 | 1 | 2 | 1 | — | — | — | — | — | |
| 56 | Admin, support, waste mgt, remediation services | 224 | 937 | 3 947 | 30 | 13 | 11 | 3 | 3 | — | — | — | — | — | |
| 561 | Administrative & support services | 191 | 770 | 3 181 | 25 | 12 | 7 | 3 | 3 | — | — | — | — | — | |
| 5617 | Services to buildings & dwellings | 109 | 279 | 1 786 | 18 | 10 | 4 | 3 | 1 | — | — | — | — | — | |
| 61 | Educational services | 1 495 | 7 383 | 29 197 | 17 | 5 | 1 | — | 4 | 4 | 1 | 1 | 1 | — | |
| 611 | Educational services | 1 495 | 7 383 | 29 197 | 17 | 5 | 1 | — | 4 | 4 | 1 | 1 | 1 | — | |
| 6111 | Elementary & secondary schools | (G) | (D) | (D) | 14 | 4 | 1 | — | 4 | 4 | — | — | 1 | — | |
| 61111 | Elementary & secondary schools | (G) | (D) | (D) | 14 | 4 | 1 | — | 4 | 4 | — | — | 1 | — | |
| 6113 | Colleges, universities & professional schools | (E) | (D) | (D) | 2 | — | — | — | — | — | 1 | 1 | — | — | |
| 61131 | Colleges, universities & professional schools | (E) | (D) | (D) | 2 | — | — | — | — | — | 1 | 1 | — | — | |
| 62 | Health care and social assistance | 1 494 | 7 372 | 28 849 | 68 | 36 | 11 | 11 | 4 | 3 | 1 | 2 | — | — | |
| 621 | Ambulatory health care services | 288 | 2 436 | 7 931 | 40 | 20 | 9 | 8 | 3 | — | — | — | — | — | |
| 6211 | Offices of physicians | 109 | 1 651 | 4 552 | 8 | 1 | 2 | 3 | 2 | — | — | — | — | — | |
| 62111 | Offices of physicians | 109 | 1 651 | 4 552 | 8 | 1 | 2 | 3 | 2 | — | — | — | — | — | |
| 621111 | Offices of physicians (exc mental health) | 109 | 1 651 | 4 552 | 8 | 1 | 2 | 3 | 2 | — | — | — | — | — | |
| 6213 | Offices of other health practitioners | 100 | 472 | 1 950 | 18 | 12 | 4 | 1 | 1 | — | — | — | — | — | |
| 622 | Hospitals | (F) | (D) | (D) | 5 | 1 | — | — | — | 1 | 1 | 2 | — | — | |
| 6221 | General medical & surgical hospitals | 969 | 4 159 | 17 705 | 4 | — | — | — | — | 1 | 1 | 2 | — | — | |
| 62211 | General medical & surgical hospitals | 969 | 4 159 | 17 705 | 4 | — | — | — | — | 1 | 1 | 2 | — | — | |
| 622110 | General medical & surgical hospitals | 969 | 4 159 | 17 705 | 4 | — | — | — | — | 1 | 1 | 2 | — | — | |
| 623 | Nursing & residential care facilities | 158 | 525 | 2 124 | 5 | 2 | — | — | 1 | 2 | — | — | — | — | |
| 6231 | Nursing care facilities | (C) | (D) | (D) | 2 | — | — | — | — | 2 | — | — | — | — | |
| 62311 | Nursing care facilities | (C) | (D) | (D) | 2 | — | — | — | — | 2 | — | — | — | — | |
| 71 | Arts, entertainment & recreation | 62 | 136 | 766 | 15 | 10 | 5 | — | — | — | — | — | — | — | |
| 72 | Accommodation & food services | 1 145 | 1 702 | 7 608 | 81 | 27 | 14 | 18 | 20 | 2 | — | — | — | — | |
| 722 | Food services & drinking places | 1 087 | 1 625 | 7 198 | 72 | 22 | 12 | 17 | 19 | 2 | — | — | — | — | |
| 7221 | Full-service restaurants | 285 | 397 | 1 526 | 20 | 6 | 3 | 4 | 7 | — | — | — | — | — | |
| 72211 | Full-service restaurants | 285 | 397 | 1 526 | 20 | 6 | 3 | 4 | 7 | — | — | — | — | — | |
| 722110 | Full-service restaurants | 285 | 397 | 1 526 | 20 | 6 | 3 | 4 | 7 | — | — | — | — | — | |
| 7222 | Limited-service eating places | 697 | 1 041 | 4 873 | 44 | 11 | 9 | 12 | 10 | 2 | — | — | — | — | |
| 72221 | Limited-service eating places | 697 | 1 041 | 4 873 | 44 | 11 | 9 | 12 | 10 | 2 | — | — | — | — | |
| 722211 | Limited-service restaurants | 602 | 919 | 4 287 | 35 | 9 | 7 | 9 | 8 | 2 | — | — | — | — | |
| 81 | Other services (except public administration) | 567 | 1 883 | 8 380 | 156 | 122 | 19 | 14 | 1 | — | — | — | — | — | |
| 811 | Repair & maintenance | 180 | 817 | 3 738 | 55 | 45 | 5 | 5 | — | — | — | — | — | — | |
| 8111 | Automotive repair & maintenance | 133 | 602 | 2 940 | 36 | 27 | 5 | 4 | — | — | — | — | — | — | |
| 813 | Religious, grantmaking, civic, prof & like organizations | 323 | 873 | 3 635 | 78 | 57 | 12 | 8 | 1 | — | — | — | — | — | |
| 8131 | Religious organizations | 294 | 814 | 3 378 | 66 | 46 | 11 | 8 | 1 | — | — | — | — | — | |
| 81311 | Religious organizations | 294 | 814 | 3 378 | 66 | 46 | 11 | 8 | 1 | — | — | — | — | — | |
| 813110 | Religious organizations | 294 | 814 | 3 378 | 66 | 46 | 11 | 8 | 1 | — | — | — | — | — | |
| 99 | Unclassified establishments | (A) | (D) | (D) | 12 | 12 | — | — | — | — | — | — | — | — | |
| STORY | | | | | | | | | | | | | | | |
| | Total | 27 973 | 157 226 | 668 566 | 1 927 | 936 | 384 | 308 | 203 | 55 | 29 | 9 | 2 | 1 | |
| 11 | Forestry, fishing, hunting, and agriculture support | 135 | 1 630 | 5 318 | 10 | 5 | 1 | 1 | 3 | — | — | — | — | — | |
| 115 | Agriculture & forestry support activities | (C) | (D) | (D) | 9 | 4 | 1 | 1 | 3 | — | — | — | — | — | |
| 21 | Mining | 76 | 877 | 3 269 | 3 | 1 | 1 | — | — | 1 | — | — | — | — | |
| 22 | Utilities | (A) | (D) | (D) | 1 | — | — | 1 | — | — | — | — | — | — | |
| 23 | Construction | 1 651 | 11 327 | 54 927 | 196 | 129 | 31 | 19 | 11 | 3 | 2 | 1 | — | — | |
| 233 | Building, developing & general contracting | 754 | 5 400 | 25 372 | 80 | 59 | 10 | 4 | 3 | 3 | — | 1 | — | — | |
| 2332 | Residential building construction | (E) | (D) | (D) | 68 | 53 | 8 | 3 | 3 | 1 | — | — | — | — | |
| 23321 | Single-family housing construction | 252 | 1 729 | 7 442 | 61 | 49 | 8 | 2 | 1 | 1 | — | — | — | — | |
| 233210 | Single-family housing construction | 252 | 1 729 | 7 442 | 61 | 49 | 8 | 2 | 1 | 1 | — | — | — | — | |
| 2333 | Nonresidential building construction | 425 | 3 281 | 15 868 | 10 | 4 | 2 | 1 | — | 2 | — | 1 | — | — | |
| 23332 | Commercial & institutional bldg construction | (E) | (D) | (D) | 7 | 2 | 2 | 1 | — | 1 | — | 1 | — | — | |
| 235 | Special trade contractors | 805 | 5 138 | 24 983 | 105 | 66 | 18 | 12 | 7 | — | 2 | — | — | — | |
| 2351 | Plumbing, heating & AC contractor | 287 | 2 241 | 9 701 | 24 | 12 | 5 | 3 | 3 | — | 1 | — | — | — | |
| 23511 | Plumbing, heating & AC contractor | 287 | 2 241 | 9 701 | 24 | 12 | 5 | 3 | 3 | — | 1 | — | — | — | |
| 235110 | Plumbing, heating & AC contractor | 287 | 2 241 | 9 701 | 24 | 12 | 5 | 3 | 3 | — | 1 | — | — | — | |
| 2353 | Electrical contractors | 213 | 1 294 | 5 898 | 15 | 8 | 3 | 2 | 1 | — | 1 | — | — | — | |
| 23531 | Electrical contractors | 213 | 1 294 | 5 898 | 15 | 8 | 3 | 2 | 1 | — | 1 | — | — | — | |
| 235310 | Electrical contractors | 213 | 1 294 | 5 898 | 15 | 8 | 3 | 2 | 1 | — | 1 | — | — | — | |

See footnotes at end of table.

Table 6. Counties—Employees, Payroll, and Establishments by Industry: 2001—Con.

[Excludes most government employees, railroad employees, and self-employed persons. Size class 1 to 4 includes establishments with payroll, but no employees, during mid-March pay period. (D) denotes figures withheld to avoid disclosing data for individual companies; the data are included in broader industry totals. Detailed industries with 100 or more employees are shown if industry was not a (D). For explanation of terms, abbreviations, and data reliability/comparability, see introductory text]

| NAICS code | Industry | Number of employees for week including March 12 | Payroll (\$1,000) | | Total number of establishments | Number of establishments by employment-size class | | | | | | | | |
|-------------------|--|---|-------------------|----------------|--------------------------------|---|-----------|-----------|-----------|----------|------------|------------|------------|---------------|
| | | | First quarter | Annual | | 1 to 4 | 5 to 9 | 10 to 19 | 20 to 49 | 50 to 99 | 100 to 249 | 250 to 499 | 500 to 999 | 1,000 or more |
| STORY—Con. | | | | | | | | | | | | | | |
| 31-33 | Manufacturing | 3 727 | 36 585 | 150 983 | 69 | 18 | 10 | 12 | 13 | 7 | 4 | 4 | 1 | - |
| 311 | Food mfg | (E) | (D) | (D) | 5 | 2 | 1 | 1 | - | - | - | - | - | - |
| 3116 | Animal slaughtering & processing | (E) | (D) | (D) | 2 | - | 1 | - | - | - | - | 1 | - | - |
| 31161 | Animal slaughtering & processing | (E) | (D) | (D) | 2 | - | 1 | - | - | - | - | 1 | - | - |
| 321 | Wood product mfg | (E) | (D) | (D) | 3 | - | 1 | - | 1 | - | - | 1 | - | - |
| 3219 | Other wood product mfg | (E) | (D) | (D) | 2 | - | 1 | - | - | - | - | 1 | - | - |
| 32191 | Millwork | (E) | (D) | (D) | 2 | - | 1 | - | - | - | - | 1 | - | - |
| 323 | Printing & related support activities | 606 | 4 786 | 18 882 | 11 | 2 | 1 | - | 3 | 2 | 3 | - | - | - |
| 3231 | Printing & related support activities | 606 | 4 786 | 18 882 | 11 | 2 | 1 | - | 3 | 2 | 3 | - | - | - |
| 32311 | Printing | 606 | 4 786 | 18 882 | 11 | 2 | 1 | - | 3 | 2 | 3 | - | - | - |
| 323110 | Commercial lithographic printing | 256 | 1 653 | 6 809 | 5 | 1 | 1 | - | 1 | - | 2 | - | - | - |
| 325 | Chemical mfg | 408 | 4 296 | 23 289 | 5 | 1 | - | - | 2 | 1 | - | 1 | - | - |
| 3251 | Basic chemical mfg | (E) | (D) | (D) | 2 | - | - | - | - | 1 | - | 1 | - | - |
| 32519 | Other basic organic chemical mfg | (E) | (D) | (D) | 1 | - | - | - | - | - | - | 1 | - | - |
| 326 | Plastics & rubber products mfg | 183 | 2 621 | 9 010 | 5 | 1 | 1 | 2 | - | - | 1 | - | - | - |
| 3261 | Plastics product mfg | (C) | (D) | (D) | 3 | 1 | - | 1 | - | - | 1 | - | - | - |
| 32616 | Plastics bottle mfg | (C) | (D) | (D) | 1 | - | - | - | - | - | 1 | - | - | - |
| 327 | Nonmetallic mineral product mfg | 534 | 5 428 | 21 428 | 5 | 1 | - | 1 | 2 | - | - | 1 | - | - |
| 3279 | Other nonmetallic mineral product mfg | (E) | (D) | (D) | 3 | 1 | - | - | 1 | - | - | 1 | - | - |
| 32791 | Abrasive product mfg | (E) | (D) | (D) | 1 | - | - | - | - | - | - | 1 | - | - |
| 332 | Fabricated metal product mfg | 188 | 1 467 | 5 613 | 10 | 2 | 3 | 3 | 1 | 1 | - | - | - | - |
| 3327 | Mach shops, turn prod, screw, nut, bolt mfg | 117 | 962 | 3 407 | 6 | 2 | 2 | 1 | - | 1 | - | - | - | - |
| 33271 | Machine shops | (C) | (D) | (D) | 5 | 2 | 1 | 1 | - | 1 | - | - | - | - |
| 333 | Machinery mfg | 798 | 9 384 | 36 599 | 5 | - | - | 1 | 2 | 1 | - | - | 1 | - |
| 3331 | Ag, construction & mining machinery mfg | (C) | (D) | (D) | 2 | - | - | 1 | - | 1 | - | - | - | - |
| 33311 | Agricultural implement mfg | (C) | (D) | (D) | 2 | - | - | 1 | - | 1 | - | - | - | - |
| 3339 | Other general purpose machinery mfg | (F) | (D) | (D) | 1 | - | - | - | - | - | - | - | 1 | - |
| 33399 | All other general purpose machinery mfg | (F) | (D) | (D) | 1 | - | - | - | - | - | - | - | 1 | - |
| 334 | Computer & electronic product mfg | 188 | 2 979 | 10 463 | 5 | 1 | - | 1 | 1 | 2 | - | - | - | - |
| 42 | Wholesale trade | 949 | 7 739 | 32 783 | 88 | 40 | 20 | 16 | 9 | 2 | 1 | - | - | - |
| 421 | Wholesale trade, durable goods | 513 | 4 281 | 18 157 | 51 | 24 | 13 | 9 | 4 | - | 1 | - | - | - |
| 4217 | Hardware, plumb & heating equip & sup whsle | 196 | 1 844 | 7 216 | 8 | 3 | 2 | 1 | 1 | - | 1 | - | - | - |
| 42172 | Plumbing & heating equipment & supplies whsle | (C) | (D) | (D) | 5 | 2 | 1 | 1 | - | - | 1 | - | - | - |
| 4218 | Machinery, equipment & supplies whsle | 172 | 1 408 | 5 664 | 20 | 9 | 4 | 5 | 2 | - | - | - | - | - |
| 422 | Wholesale trade, nondurable goods | 436 | 3 458 | 14 626 | 37 | 16 | 7 | 7 | 5 | 2 | - | - | - | - |
| 4224 | Grocery & related product whsle | 127 | 974 | 3 936 | 5 | 1 | - | 1 | 2 | 1 | - | - | - | - |
| 4225 | Farm product raw material whsle | 110 | 1 043 | 4 293 | 8 | 3 | 1 | 3 | - | 1 | - | - | - | - |
| 42251 | Grain & field bean whsle | (C) | (D) | (D) | 7 | 2 | 1 | 3 | - | 1 | - | - | - | - |
| 44-45 | Retail trade | 4 971 | 19 570 | 83 291 | 351 | 120 | 95 | 84 | 37 | 7 | 7 | 1 | - | - |
| 441 | Motor vehicle & parts dealers | 581 | 4 022 | 18 652 | 39 | 9 | 10 | 10 | 8 | 2 | - | - | - | - |
| 4411 | Automobile dealers | 369 | 2 866 | 13 518 | 16 | 2 | 3 | 3 | 6 | 2 | - | - | - | - |
| 44111 | New car dealers | 338 | 2 721 | 12 944 | 11 | 1 | - | 2 | 6 | 2 | - | - | - | - |
| 441110 | New car dealers | 338 | 2 721 | 12 944 | 11 | 1 | - | 2 | 6 | 2 | - | - | - | - |
| 4413 | Automotive parts, accessories & tire stores | 180 | 973 | 4 147 | 19 | 4 | 7 | 7 | 1 | - | - | - | - | - |
| 44131 | Automotive parts, accessories & tire stores | 107 | 553 | 2 446 | 12 | 2 | 6 | 4 | - | - | - | - | - | - |
| 441310 | Automotive parts, accessories & tire stores | 107 | 553 | 2 446 | 12 | 2 | 6 | 4 | - | - | - | - | - | - |
| 443 | Electronics & appliance stores | 137 | 548 | 2 295 | 18 | 8 | 5 | 4 | 1 | - | - | - | - | - |
| 4431 | Electronics & appliance stores | 137 | 548 | 2 295 | 18 | 8 | 5 | 4 | 1 | - | - | - | - | - |
| 444 | Bldg material & garden equip & supp dealers | 469 | 2 471 | 11 208 | 43 | 17 | 11 | 10 | 4 | - | 1 | - | - | - |
| 4441 | Building material & supplies dealers | 375 | 1 782 | 8 511 | 30 | 9 | 10 | 7 | 3 | - | 1 | - | - | - |
| 44411 | Home centers | (C) | (D) | (D) | 1 | - | - | - | - | - | 1 | - | - | - |
| 44419 | Other building material dealers | 177 | 955 | 4 875 | 17 | 5 | 4 | 5 | 3 | - | - | - | - | - |
| 444190 | Other building material dealers | 177 | 955 | 4 875 | 17 | 5 | 4 | 5 | 3 | - | - | - | - | - |
| 445 | Food & beverage stores | 890 | 3 277 | 13 615 | 30 | 10 | 8 | 5 | 2 | 3 | 1 | 1 | - | - |
| 4451 | Grocery stores | 829 | 3 114 | 13 094 | 20 | 6 | 4 | 4 | 1 | 3 | 1 | 1 | - | - |
| 44511 | Grocery (except convenience) stores | 806 | 3 049 | 12 867 | 15 | 4 | 1 | 4 | 1 | 3 | 1 | 1 | - | - |
| 445110 | Grocery (except convenience) stores | 806 | 3 049 | 12 867 | 15 | 4 | 1 | 4 | 1 | 3 | 1 | 1 | - | - |
| 446 | Health & personal care stores | 262 | 1 134 | 4 678 | 27 | 10 | 7 | 6 | 4 | - | - | - | - | - |
| 4461 | Health & personal care stores | 262 | 1 134 | 4 678 | 27 | 10 | 7 | 6 | 4 | - | - | - | - | - |
| 44611 | Pharmacies & drug stores | 158 | 801 | 3 274 | 13 | 4 | 2 | 5 | 2 | - | - | - | - | - |
| 446110 | Pharmacies & drug stores | 158 | 801 | 3 274 | 13 | 4 | 2 | 5 | 2 | - | - | - | - | - |
| 447 | Gasoline stations | 536 | 1 523 | 5 858 | 43 | 5 | 13 | 20 | 5 | - | - | - | - | - |
| 4471 | Gasoline stations | 536 | 1 523 | 5 858 | 43 | 5 | 13 | 20 | 5 | - | - | - | - | - |
| 44711 | Gasoline stations with convenience stores | 430 | 1 130 | 4 316 | 34 | 3 | 10 | 17 | 4 | - | - | - | - | - |
| 447110 | Gasoline stations with convenience stores | 430 | 1 130 | 4 316 | 34 | 3 | 10 | 17 | 4 | - | - | - | - | - |
| 44719 | Other gasoline stations | 106 | 393 | 1 542 | 9 | 2 | 3 | 3 | 1 | - | - | - | - | - |
| 447190 | Other gasoline stations | 106 | 393 | 1 542 | 9 | 2 | 3 | 3 | 1 | - | - | - | - | - |
| 448 | Clothing & clothing accessories stores | 388 | 1 178 | 4 730 | 50 | 16 | 22 | 8 | 4 | - | - | - | - | - |
| 4481 | Clothing stores | 248 | 649 | 2 527 | 31 | 13 | 10 | 5 | 3 | - | - | - | - | - |
| 451 | Sporting goods, hobby, book & music stores | 248 | 596 | 2 533 | 23 | 7 | 6 | 6 | 4 | - | - | - | - | - |
| 4511 | Sporting goods, hobby, musical instrument stores | 131 | 292 | 1 204 | 15 | 7 | 3 | 3 | 2 | - | - | - | - | - |
| 4512 | Book, periodical & music stores | 117 | 304 | 1 329 | 8 | - | 3 | 3 | 2 | - | - | - | - | - |

See footnotes at end of table.

Table 6. Counties—Employees, Payroll, and Establishments by Industry: 2001—Con.

[Excludes most government employees, railroad employees, and self-employed persons. Size class 1 to 4 includes establishments with payroll, but no employees, during mid-March pay period. (D) denotes figures withheld to avoid disclosing data for individual companies; the data are included in broader industry totals. Detailed industries with 100 or more employees are shown if industry was not a (D). For explanation of terms, abbreviations, and data reliability/comparability, see introductory text]

| NAICS code | Industry | Number of employees for week including March 12 | Payroll (\$1,000) | | Total number of establishments | Number of establishments by employment-size class | | | | | | | | |
|---|--|---|-------------------|--------|--------------------------------|---|--------|----------|----------|----------|------------|------------|------------|---------------|
| | | | First quarter | Annual | | 1 to 4 | 5 to 9 | 10 to 19 | 20 to 49 | 50 to 99 | 100 to 249 | 250 to 499 | 500 to 999 | 1,000 or more |
| STORY—Con. | | | | | | | | | | | | | | |
| 44-45 Retail trade—Con. | | | | | | | | | | | | | | |
| 452 | General merchandise stores | 1 024 | 3 365 | 13 535 | 13 | 1 | 2 | 2 | 1 | 2 | 5 | - | - | - |
| 4521 | Department stores | 661 | 2 366 | 9 169 | 5 | - | - | - | - | 2 | 3 | - | - | - |
| 45211 | Department stores | 661 | 2 366 | 9 169 | 5 | - | - | - | - | 2 | 3 | - | - | - |
| 452110 | Department stores | 661 | 2 366 | 9 169 | 5 | - | - | - | - | 2 | 3 | - | - | - |
| 4529 | Other general merchandise stores | 363 | 999 | 4 366 | 8 | 1 | 2 | 2 | 1 | - | 2 | - | - | - |
| 45291 | Warehouse clubs & superstores | (C) | (D) | (D) | 1 | - | - | - | - | - | 1 | - | - | - |
| 45299 | All other general merchandise stores | (E) | (D) | (D) | 7 | 1 | 2 | 2 | 1 | - | 1 | - | - | - |
| 453 | Miscellaneous store retailers | 277 | 673 | 2 978 | 42 | 25 | 5 | 10 | 2 | - | - | - | - | - |
| 4532 | Office supplies, stationery & gift stores | (C) | (D) | (D) | 16 | 11 | 1 | 2 | 2 | - | - | - | - | - |
| 48-49 Transportation & warehousing | | | | | | | | | | | | | | |
| 484 | Truck transportation | 107 | 559 | 2 510 | 19 | 13 | 1 | 4 | 1 | - | - | - | - | - |
| 51 Information | | | | | | | | | | | | | | |
| 511 | Publishing industries | (F) | (D) | (D) | 14 | 6 | 1 | 2 | 2 | - | 3 | - | - | - |
| 5111 | Newspaper, periodical, book, database publishers | (E) | (D) | (D) | 7 | 3 | - | 1 | 1 | - | 2 | - | - | - |
| 51111 | Newspaper publishers | (E) | (D) | (D) | 6 | 2 | - | 1 | 1 | - | 2 | - | - | - |
| 5112 | Software publishers | 297 | 4 729 | 17 385 | 7 | 3 | 1 | 1 | 1 | - | 1 | - | - | - |
| 51121 | Software publishers | 297 | 4 729 | 17 385 | 7 | 3 | 1 | 1 | 1 | - | 1 | - | - | - |
| 511210 | Software publishers | 297 | 4 729 | 17 385 | 7 | 3 | 1 | 1 | 1 | - | 1 | - | - | - |
| 513 | Broadcasting & telecommunications | 167 | 1 504 | 6 218 | 22 | 13 | 1 | 7 | 1 | - | - | - | - | - |
| 52 Finance & insurance | | | | | | | | | | | | | | |
| 522 | Credit intermediation & related activities | 523 | 3 588 | 14 870 | 48 | 15 | 15 | 13 | 4 | 1 | - | - | - | - |
| 5221 | Depository credit intermediation | 506 | 3 485 | 14 025 | 41 | 9 | 14 | 13 | 4 | 1 | - | - | - | - |
| 52211 | Commercial banking | 398 | 2 763 | 11 084 | 33 | 9 | 11 | 9 | 3 | 1 | - | - | - | - |
| 522110 | Commercial banking | 398 | 2 763 | 11 084 | 33 | 9 | 11 | 9 | 3 | 1 | - | - | - | - |
| 524 | Insurance carriers & related activities | 301 | 2 124 | 8 531 | 50 | 39 | 4 | 5 | 1 | - | 1 | - | - | - |
| 5241 | Insurance carriers | 146 | 1 205 | 4 486 | 6 | 3 | 1 | 1 | - | - | 1 | - | - | - |
| 52411 | Direct life, health, medical insurance carriers | (C) | (D) | (D) | 2 | 1 | - | - | - | - | 1 | - | - | - |
| 5242 | Agencies & other insurance related activities | 155 | 919 | 4 045 | 44 | 36 | 3 | 4 | 1 | - | - | - | - | - |
| 52421 | Insurance agencies & brokerages | (C) | (D) | (D) | 43 | 35 | 3 | 4 | 1 | - | - | - | - | - |
| 53 Real estate & rental & leasing | | | | | | | | | | | | | | |
| 531 | Real estate | 262 | 1 040 | 4 597 | 65 | 50 | 12 | 1 | 1 | 1 | - | - | - | - |
| 5311 | Lessors of real estate | 112 | 361 | 1 539 | 31 | 24 | 5 | 1 | 1 | - | - | - | - | - |
| 5313 | Activities related to real estate | 115 | 499 | 2 296 | 19 | 14 | 4 | - | - | 1 | - | - | - | - |
| 53131 | Real estate property managers | 103 | 414 | 1 878 | 13 | 8 | 4 | - | - | 1 | - | - | - | - |
| 532 | Rental & leasing services | (C) | (D) | (D) | 20 | 8 | 6 | 5 | 1 | - | - | - | - | - |
| 5322 | Consumer goods rental | 127 | 271 | 1 190 | 13 | 2 | 6 | 4 | 1 | - | - | - | - | - |
| 54 Professional, scientific & technical services | | | | | | | | | | | | | | |
| 541 | Professional, scientific & technical services | 1 128 | 7 955 | 36 929 | 186 | 120 | 35 | 21 | 8 | 2 | - | - | - | - |
| 5412 | Accounting, tax prep, bookkeep, payroll services | 146 | 768 | 3 286 | 24 | 17 | 3 | 2 | 2 | - | - | - | - | - |
| 54121 | Accounting, tax prep, bookkeep, payroll services | 146 | 768 | 3 286 | 24 | 17 | 3 | 2 | 2 | - | - | - | - | - |
| 5413 | Architectural, engineering & related services | 287 | 2 168 | 10 845 | 37 | 18 | 14 | 3 | 1 | 1 | - | - | - | - |
| 54133 | Engineering services | 125 | 1 245 | 6 142 | 21 | 12 | 6 | 2 | 1 | - | - | - | - | - |
| 541330 | Engineering services | 125 | 1 245 | 6 142 | 21 | 12 | 6 | 2 | 1 | - | - | - | - | - |
| 5415 | Computer systems design & related services | 240 | 2 253 | 9 808 | 26 | 17 | 1 | 4 | 3 | 1 | - | - | - | - |
| 54151 | Computer systems design & related services | 240 | 2 253 | 9 808 | 26 | 17 | 1 | 4 | 3 | 1 | - | - | - | - |
| 541511 | Custom computer programming services | 116 | 1 385 | 5 789 | 13 | 9 | - | 3 | - | 1 | - | - | - | - |
| 541512 | Computer systems design services | 121 | 865 | 3 911 | 8 | 3 | 1 | 1 | 3 | - | - | - | - | - |
| 5417 | Scientific R&D services | 122 | 1 166 | 5 142 | 9 | 4 | - | 3 | 2 | - | - | - | - | - |
| 54171 | R&D in physical, engineering & life sciences | 122 | 1 166 | 5 142 | 9 | 4 | - | 3 | 2 | - | - | - | - | - |
| 541710 | R&D in physical, engineering & life sciences | 122 | 1 166 | 5 142 | 9 | 4 | - | 3 | 2 | - | - | - | - | - |
| 5419 | Oth professional, scientific, technical services | (C) | (D) | (D) | 24 | 13 | 5 | 6 | - | - | - | - | - | - |
| 55 Management of companies & enterprises | | | | | | | | | | | | | | |
| 551 | Management of companies & enterprises | 616 | 4 882 | 19 913 | 13 | 3 | 1 | 4 | 1 | 1 | 3 | - | - | - |
| 5511 | Management of companies & enterprises | 616 | 4 882 | 19 913 | 13 | 3 | 1 | 4 | 1 | 1 | 3 | - | - | - |
| 55111 | Management of companies & enterprises | 616 | 4 882 | 19 913 | 13 | 3 | 1 | 4 | 1 | 1 | 3 | - | - | - |
| 56 Admin, support, waste mgt, remediation services | | | | | | | | | | | | | | |
| 561 | Administrative & support services | (G) | (D) | (D) | 83 | 47 | 13 | 14 | 6 | 1 | - | 2 | - | - |
| 5612 | Facilities support services | (E) | (D) | (D) | 4 | 2 | - | 1 | - | - | - | 1 | - | - |
| 56121 | Facilities support services | (E) | (D) | (D) | 4 | 2 | - | 1 | - | - | - | 1 | - | - |
| 5614 | Business support services | 406 | 1 221 | 5 418 | 9 | 5 | 1 | 1 | 1 | - | - | 1 | - | - |
| 56142 | Telephone call centers | (E) | (D) | (D) | 3 | 1 | - | 1 | - | - | - | 1 | - | - |
| 5617 | Services to buildings & dwellings | 282 | 682 | 3 710 | 38 | 22 | 5 | 7 | 3 | 1 | - | - | - | - |
| 56172 | Janitorial services | 138 | 260 | 1 283 | 16 | 6 | 3 | 5 | 2 | - | - | - | - | - |
| 561720 | Janitorial services | 138 | 260 | 1 283 | 16 | 6 | 3 | 5 | 2 | - | - | - | - | - |
| 56173 | Landscaping services | 114 | 300 | 1 878 | 15 | 11 | 1 | 1 | 1 | 1 | - | - | - | - |
| 561730 | Landscaping services | 114 | 300 | 1 878 | 15 | 11 | 1 | 1 | 1 | 1 | - | - | - | - |
| 61 Educational services | | | | | | | | | | | | | | |
| 611 | Educational services | 142 | 292 | 1 310 | 13 | 6 | 1 | 3 | 3 | - | - | - | - | - |

See footnotes at end of table.

Table 6. Counties—Employees, Payroll, and Establishments by Industry: 2001—Con.

[Excludes most government employees, railroad employees, and self-employed persons. Size class 1 to 4 includes establishments with payroll, but no employees, during mid-March pay period. (D) denotes figures withheld to avoid disclosing data for individual companies; the data are included in broader industry totals. Detailed industries with 100 or more employees are shown if industry was not a (D). For explanation of terms, abbreviations, and data reliability/comparability, see introductory text]

| NAICS code | Industry | Number of employees for week including March 12 | Payroll (\$1,000) | | Total number of establishments | Number of establishments by employment-size class | | | | | | | | |
|-------------------|---|---|-------------------|----------------|--------------------------------|---|-----------|-----------|-----------|-----------|------------|------------|------------|---------------|
| | | | First quarter | Annual | | 1 to 4 | 5 to 9 | 10 to 19 | 20 to 49 | 50 to 99 | 100 to 249 | 250 to 499 | 500 to 999 | 1,000 or more |
| STORY—Con. | | | | | | | | | | | | | | |
| 62 | Health care and social assistance | 4 414 | 26 302 | 117 654 | 145 | 55 | 28 | 25 | 22 | 9 | 4 | — | 1 | 1 |
| 621 | Ambulatory health care services | 1 410 | 13 328 | 62 525 | 75 | 34 | 14 | 13 | 11 | 1 | 1 | — | 1 | — |
| 6211 | Offices of physicians | 938 | 10 384 | 47 399 | 18 | 6 | 2 | 2 | 6 | — | 1 | — | 1 | — |
| 62111 | Offices of physicians | 938 | 10 384 | 47 399 | 18 | 6 | 2 | 2 | 6 | — | 1 | — | 1 | — |
| 6212 | Offices of dentists | 199 | 1 516 | 8 738 | 28 | 11 | 6 | 10 | 1 | — | — | — | — | — |
| 62121 | Offices of dentists | 199 | 1 516 | 8 738 | 28 | 11 | 6 | 10 | 1 | — | — | — | — | — |
| 621210 | Offices of dentists | 199 | 1 516 | 8 738 | 28 | 11 | 6 | 10 | 1 | — | — | — | — | — |
| 6213 | Offices of other health practitioners | 102 | 536 | 2 783 | 23 | 17 | 5 | — | 1 | — | — | — | — | — |
| 6216 | Home health care services | 111 | 427 | 1 646 | 3 | — | — | — | 2 | 1 | — | — | — | — |
| 62161 | Home health care services | 111 | 427 | 1 646 | 3 | — | — | — | 2 | 1 | — | — | — | — |
| 621610 | Home health care services | 111 | 427 | 1 646 | 3 | — | — | — | 2 | 1 | — | — | — | — |
| 622 | Hospitals | (G) | (D) | (D) | 2 | — | — | — | — | — | 1 | — | — | 1 |
| 6221 | General medical & surgical hospitals | (G) | (D) | (D) | 2 | — | — | — | — | — | 1 | — | — | 1 |
| 62211 | General medical & surgical hospitals | (G) | (D) | (D) | 2 | — | — | — | — | — | 1 | — | — | 1 |
| 623 | Nursing & residential care facilities | 855 | 3 448 | 14 235 | 19 | 1 | 1 | 5 | 4 | 7 | 1 | — | — | — |
| 6231 | Nursing care facilities | 619 | 2 451 | 10 225 | 11 | — | — | 4 | 1 | 5 | 1 | — | — | — |
| 62311 | Nursing care facilities | 619 | 2 451 | 10 225 | 11 | — | — | 4 | 1 | 5 | 1 | — | — | — |
| 623110 | Nursing care facilities | 619 | 2 451 | 10 225 | 11 | — | — | 4 | 1 | 5 | 1 | — | — | — |
| 6233 | Community care facilities for the elderly | (C) | (D) | (D) | 3 | — | — | — | 2 | 1 | — | — | — | — |
| 62331 | Community care facilities for the elderly | (C) | (D) | (D) | 3 | — | — | — | 2 | 1 | — | — | — | — |
| 624 | Social assistance | (F) | (D) | (D) | 49 | 20 | 13 | 7 | 7 | 1 | 1 | — | — | — |
| 6241 | Individual & family services | (C) | (D) | (D) | 12 | 6 | 2 | 2 | 1 | — | 1 | — | — | — |
| 62419 | Other individual & family services | 138 | 542 | 2 389 | 7 | 4 | — | 2 | — | — | 1 | — | — | — |
| 624190 | Other individual & family services | 138 | 542 | 2 389 | 7 | 4 | — | 2 | — | — | 1 | — | — | — |
| 6244 | Child day care services | 401 | 942 | 3 794 | 31 | 10 | 10 | 4 | 6 | 1 | — | — | — | — |
| 62441 | Child day care services | 401 | 942 | 3 794 | 31 | 10 | 10 | 4 | 6 | 1 | — | — | — | — |
| 624410 | Child day care services | 401 | 942 | 3 794 | 31 | 10 | 10 | 4 | 6 | 1 | — | — | — | — |
| 71 | Arts, entertainment & recreation | 253 | 633 | 3 030 | 21 | 10 | 4 | 3 | 3 | 1 | — | — | — | — |
| 713 | Amusement, gambling & recreation industries | 234 | 591 | 2 841 | 14 | 5 | 2 | 3 | 3 | 1 | — | — | — | — |
| 7139 | Other amusement & recreation industries | 234 | 591 | 2 841 | 14 | 5 | 2 | 3 | 3 | 1 | — | — | — | — |
| 72 | Accommodation & food services | 4 445 | 9 347 | 38 248 | 207 | 66 | 29 | 34 | 56 | 18 | 3 | 1 | — | — |
| 721 | Accommodation | 496 | 1 373 | 5 754 | 39 | 23 | 5 | 4 | 5 | 1 | 1 | — | — | — |
| 7211 | Traveler accommodation | 435 | 1 204 | 5 151 | 13 | 1 | 1 | 4 | 5 | 1 | 1 | — | — | — |
| 72111 | Hotels (exc casino hotels) & motels | 435 | 1 204 | 5 151 | 13 | 1 | 1 | 4 | 5 | 1 | 1 | — | — | — |
| 721110 | Hotels (exc casino hotels) & motels | 435 | 1 204 | 5 151 | 13 | 1 | 1 | 4 | 5 | 1 | 1 | — | — | — |
| 722 | Food services & drinking places | 3 949 | 7 974 | 32 494 | 168 | 43 | 24 | 30 | 51 | 17 | 2 | 1 | — | — |
| 7221 | Full-service restaurants | 2 172 | 4 816 | 19 170 | 60 | 14 | 2 | 9 | 21 | 11 | 2 | 1 | — | — |
| 72211 | Full-service restaurants | 2 172 | 4 816 | 19 170 | 60 | 14 | 2 | 9 | 21 | 11 | 2 | 1 | — | — |
| 722110 | Full-service restaurants | 2 172 | 4 816 | 19 170 | 60 | 14 | 2 | 9 | 21 | 11 | 2 | 1 | — | — |
| 7222 | Limited-service eating places | 1 578 | 2 854 | 12 162 | 84 | 17 | 16 | 19 | 26 | 6 | — | — | — | — |
| 72221 | Limited-service eating places | 1 578 | 2 854 | 12 162 | 84 | 17 | 16 | 19 | 26 | 6 | — | — | — | — |
| 722211 | Limited-service restaurants | 1 392 | 2 598 | 10 937 | 68 | 12 | 14 | 13 | 23 | 6 | — | — | — | — |
| 722213 | Snack & nonalcoholic beverage bars | 186 | 256 | 1 225 | 16 | 5 | 2 | 6 | 3 | — | — | — | — | — |
| 7224 | Drinking places (alcoholic beverages) | 179 | 253 | 890 | 18 | 9 | 3 | 2 | 4 | — | — | — | — | — |
| 72241 | Drinking places (alcoholic beverages) | 179 | 253 | 890 | 18 | 9 | 3 | 2 | 4 | — | — | — | — | — |
| 722410 | Drinking places (alcoholic beverages) | 179 | 253 | 890 | 18 | 9 | 3 | 2 | 4 | — | — | — | — | — |
| 81 | Other services (except public administration) | 1 428 | 6 324 | 24 206 | 231 | 126 | 66 | 26 | 12 | 1 | — | — | — | — |
| 811 | Repair & maintenance | 322 | 2 176 | 7 509 | 59 | 36 | 14 | 7 | 2 | — | — | — | — | — |
| 8111 | Automotive repair & maintenance | 228 | 1 324 | 5 725 | 48 | 30 | 12 | 5 | 1 | — | — | — | — | — |
| 812 | Personal & laundry services | 330 | 1 016 | 4 122 | 51 | 28 | 12 | 7 | 4 | — | — | — | — | — |
| 8121 | Personal care services | 193 | 623 | 2 505 | 25 | 14 | 4 | 4 | 3 | — | — | — | — | — |
| 81211 | Hair, nail & skin care services | 174 | 594 | 2 404 | 22 | 12 | 4 | 3 | 3 | — | — | — | — | — |
| 812112 | Beauty salons | 174 | 594 | 2 404 | 22 | 12 | 4 | 3 | 3 | — | — | — | — | — |
| 813 | Religious, grantmaking, civic, prof & like organizations | 776 | 3 132 | 12 575 | 121 | 62 | 40 | 12 | 6 | 1 | — | — | — | — |
| 8131 | Religious organizations | 495 | 1 449 | 5 849 | 65 | 30 | 20 | 10 | 4 | 1 | — | — | — | — |
| 81311 | Religious organizations | 495 | 1 449 | 5 849 | 65 | 30 | 20 | 10 | 4 | 1 | — | — | — | — |
| 813110 | Religious organizations | 495 | 1 449 | 5 849 | 65 | 30 | 20 | 10 | 4 | 1 | — | — | — | — |
| 8139 | Business, labor, political, like organizations | 193 | 1 376 | 5 276 | 31 | 17 | 10 | 2 | 2 | — | — | — | — | — |
| 81391 | Business associations | 144 | 1 054 | 4 081 | 19 | 10 | 6 | 1 | 2 | — | — | — | — | — |
| 813910 | Business associations | 144 | 1 054 | 4 081 | 19 | 10 | 6 | 1 | 2 | — | — | — | — | — |
| 95 | Auxiliaries (exc corporate, subsidiary & regional mgt) | 136 | 1 499 | 5 894 | 3 | — | — | 2 | — | — | 1 | — | — | — |
| 99 | Unclassified establishments | (A) | (D) | (D) | 16 | 15 | 1 | — | — | — | — | — | — | — |

See footnotes at end of table.

Table 6. Counties—Employees, Payroll, and Establishments by Industry: 2001—Con.

[Excludes most government employees, railroad employees, and self-employed persons. Size class 1 to 4 includes establishments with payroll, but no employees, during mid-March pay period. (D) denotes figures withheld to avoid disclosing data for individual companies; the data are included in broader industry totals. Detailed industries with 100 or more employees are shown if industry was not a (D). For explanation of terms, abbreviations, and data reliability/comparability, see introductory text]

| NAICS code | Industry | Number of employees for week including March 12 | Payroll (\$1,000) | | Total number of establishments | Number of establishments by employment-size class | | | | | | | | |
|------------|---|---|-------------------|---------------|--------------------------------|---|-----------|-----------|-----------|----------|------------|------------|------------|---------------|
| | | | First quarter | Annual | | 1 to 4 | 5 to 9 | 10 to 19 | 20 to 49 | 50 to 99 | 100 to 249 | 250 to 499 | 500 to 999 | 1,000 or more |
| | TAMA | | | | | | | | | | | | | |
| | Total | 4 273 | 22 200 | 92 766 | 394 | 236 | 84 | 39 | 26 | 5 | 3 | | | 1 |
| 11 | Forestry, fishing, hunting, and agriculture support | (B) | (D) | (D) | 2 | — | 1 | — | 1 | — | — | — | — | — |
| 22 | Utilities | (A) | (D) | (D) | 2 | 1 | — | 1 | — | — | — | — | — | — |
| 23 | Construction | 257 | 1 705 | 7 830 | 35 | 25 | 4 | 3 | 2 | 1 | — | — | — | — |
| 233 | Building, developing & general contracting | 141 | 1 165 | 5 266 | 12 | 8 | 2 | — | 1 | 1 | — | — | — | — |
| 235 | Special trade contractors | (C) | (D) | (D) | 21 | 16 | 2 | 2 | 1 | — | — | — | — | — |
| 31-33 | Manufacturing | 459 | 3 764 | 15 441 | 15 | 3 | 3 | 5 | 2 | — | 2 | — | — | — |
| 322 | Paper mfg | (C) | (D) | (D) | 1 | — | — | — | — | — | 1 | — | — | — |
| 3221 | Pulp, paper & paperboard mills | (C) | (D) | (D) | 1 | — | — | — | — | — | 1 | — | — | — |
| 32213 | Paperboard mills | (C) | (D) | (D) | 1 | — | — | — | — | — | 1 | — | — | — |
| 336 | Transportation equipment mfg | (C) | (D) | (D) | 1 | — | — | — | — | — | 1 | — | — | — |
| 3363 | Motor vehicle parts mfg | (C) | (D) | (D) | 1 | — | — | — | — | — | 1 | — | — | — |
| 33637 | Motor vehicle metal stamping | (C) | (D) | (D) | 1 | — | — | — | — | — | 1 | — | — | — |
| 42 | Wholesale trade | 244 | 1 391 | 5 903 | 29 | 10 | 11 | 6 | 2 | — | — | — | — | — |
| 422 | Wholesale trade, nondurable goods | 156 | 890 | 3 887 | 19 | 7 | 8 | 3 | 1 | — | — | — | — | — |
| 4225 | Farm product raw material whsle | 138 | 792 | 3 439 | 13 | 3 | 6 | 3 | 1 | — | — | — | — | — |
| 44-45 | Retail trade | 596 | 2 243 | 9 224 | 81 | 39 | 26 | 9 | 6 | 1 | — | — | — | — |
| 445 | Food & beverage stores | 208 | 488 | 1 875 | 12 | 4 | 2 | 2 | 3 | 1 | — | — | — | — |
| 4451 | Grocery stores | (C) | (D) | (D) | 10 | 4 | — | 2 | 3 | 1 | — | — | — | — |
| 44511 | Grocery (except convenience) stores | 157 | 368 | 1 356 | 6 | 2 | — | — | 3 | 1 | — | — | — | — |
| 445110 | Grocery (except convenience) stores | 157 | 368 | 1 356 | 6 | 2 | — | — | 3 | 1 | — | — | — | — |
| 48-49 | Transportation & warehousing | 131 | 960 | 4 051 | 29 | 23 | 2 | 2 | 2 | — | — | — | — | — |
| 484 | Truck transportation | (C) | (D) | (D) | 28 | 22 | 2 | 2 | 2 | — | — | — | — | — |
| 51 | Information | 48 | 278 | 1 032 | 6 | 3 | 2 | — | 1 | — | — | — | — | — |
| 52 | Finance & insurance | 137 | 989 | 3 926 | 30 | 21 | 6 | 2 | 1 | — | — | — | — | — |
| 53 | Real estate & rental & leasing | (B) | (D) | (D) | 8 | 6 | 2 | — | — | — | — | — | — | — |
| 54 | Professional, scientific & technical services | 63 | 207 | 764 | 20 | 17 | 1 | 2 | — | — | — | — | — | — |
| 55 | Management of companies & enterprises | (A) | (D) | (D) | 1 | 1 | — | — | — | — | — | — | — | — |
| 56 | Admin, support, waste mgt, remediation services | 24 | 112 | 415 | 7 | 6 | — | — | 1 | — | — | — | — | — |
| 61 | Educational services | (A) | (D) | (D) | 1 | 1 | — | — | — | — | — | — | — | — |
| 62 | Health care and social assistance | 518 | 2 250 | 8 322 | 29 | 14 | 6 | 3 | 3 | 2 | 1 | — | — | — |
| 623 | Nursing & residential care facilities | 242 | 1 087 | 3 255 | 6 | 1 | — | — | 3 | 2 | — | — | — | — |
| 6231 | Nursing care facilities | 178 | 808 | 2 148 | 3 | — | — | — | 1 | 2 | — | — | — | — |
| 62311 | Nursing care facilities | 178 | 808 | 2 148 | 3 | — | — | — | 1 | 2 | — | — | — | — |
| 623110 | Nursing care facilities | 178 | 808 | 2 148 | 3 | — | — | — | 1 | 2 | — | — | — | — |
| 624 | Social assistance | 236 | 975 | 4 284 | 12 | 6 | 3 | 2 | — | — | 1 | — | — | — |
| 6241 | Individual & family services | 197 | 895 | 3 982 | 6 | 3 | 2 | — | — | — | 1 | — | — | — |
| 62419 | Other individual & family services | (C) | (D) | (D) | 4 | 2 | 1 | — | — | — | 1 | — | — | — |
| 71 | Arts, entertainment & recreation | (G) | (D) | (D) | 8 | 6 | 1 | — | — | — | — | — | — | 1 |
| 713 | Amusement, gambling & recreation industries | (G) | (D) | (D) | 5 | 3 | 1 | — | — | — | — | — | — | 1 |
| 7132 | Gambling industries | (G) | (D) | (D) | 1 | — | — | — | — | — | — | — | — | 1 |
| 71321 | Casinos (except hotel casinos) | (G) | (D) | (D) | 1 | — | — | — | — | — | — | — | — | 1 |
| 72 | Accommodation & food services | 302 | 412 | 1 739 | 32 | 16 | 8 | 3 | 4 | 1 | — | — | — | — |
| 722 | Food services & drinking places | 293 | 404 | 1 699 | 29 | 14 | 7 | 3 | 4 | 1 | — | — | — | — |
| 7221 | Full-service restaurants | 216 | 271 | 1 095 | 14 | 4 | 4 | 2 | 3 | 1 | — | — | — | — |
| 72211 | Full-service restaurants | 216 | 271 | 1 095 | 14 | 4 | 4 | 2 | 3 | 1 | — | — | — | — |
| 722110 | Full-service restaurants | 216 | 271 | 1 095 | 14 | 4 | 4 | 2 | 3 | 1 | — | — | — | — |
| 81 | Other services (except public administration) | 190 | 512 | 2 095 | 51 | 38 | 9 | 3 | 1 | — | — | — | — | — |
| 95 | Auxiliaries (exc corporate, subsidiary & regional mgt) | (A) | (D) | (D) | 1 | — | 1 | — | — | — | — | — | — | — |
| 99 | Unclassified establishments | 9 | 20 | 135 | 7 | 6 | 1 | — | — | — | — | — | — | — |

See footnotes at end of table.

Table 6. Counties—Employees, Payroll, and Establishments by Industry: 2001—Con.

[Excludes most government employees, railroad employees, and self-employed persons. Size class 1 to 4 includes establishments with payroll, but no employees, during mid-March pay period. (D) denotes figures withheld to avoid disclosing data for individual companies; the data are included in broader industry totals. Detailed industries with 100 or more employees are shown if industry was not a (D). For explanation of terms, abbreviations, and data reliability/comparability, see introductory text]

| NAICS code | Industry | Number of employees for week including March 12 | Payroll (\$1,000) | | Total number of establishments | Number of establishments by employment-size class | | | | | | | | |
|---------------|---|---|-------------------|---------------|--------------------------------|---|-----------|-----------|-----------|-----------|------------|------------|------------|---------------|
| | | | First quarter | Annual | | 1 to 4 | 5 to 9 | 10 to 19 | 20 to 49 | 50 to 99 | 100 to 249 | 250 to 499 | 500 to 999 | 1,000 or more |
| TAYLOR | | | | | | | | | | | | | | |
| | Total | 1 329 | 6 574 | 28 207 | 161 | 106 | 27 | 15 | 10 | 2 | - | 1 | - | - |
| 21 | Mining | (A) | (D) | (D) | 1 | 1 | - | - | - | - | - | - | - | - |
| 22 | Utilities | (A) | (D) | (D) | 1 | 1 | - | - | - | - | - | - | - | - |
| 23 | Construction | 32 | 128 | 733 | 20 | 18 | 1 | 1 | - | - | - | - | - | - |
| 31-33 | Manufacturing | (E) | (D) | (D) | 5 | 1 | 1 | 1 | 1 | - | - | 1 | - | - |
| 311 | Food mfg | (E) | (D) | (D) | 1 | - | - | - | - | - | - | 1 | - | - |
| 3119 | Other food mfg | (E) | (D) | (D) | 1 | - | - | - | - | - | - | 1 | - | - |
| 31199 | All other food mfg | (E) | (D) | (D) | 1 | - | - | - | - | - | - | 1 | - | - |
| 42 | Wholesale trade | 76 | 391 | 1 881 | 9 | 4 | 3 | 1 | 1 | - | - | - | - | - |
| 44-45 | Retail trade | 210 | 622 | 2 487 | 26 | 12 | 4 | 7 | 3 | - | - | - | - | - |
| 48-49 | Transportation & warehousing | 182 | 1 321 | 5 653 | 15 | 10 | 2 | - | 1 | 2 | - | - | - | - |
| 484 | Truck transportation | 182 | 1 321 | 5 653 | 15 | 10 | 2 | - | 1 | 2 | - | - | - | - |
| 4841 | General freight trucking | 151 | 1 090 | 4 697 | 9 | 6 | 1 | - | - | 2 | - | - | - | - |
| 48412 | General freight trucking, long-distance | 139 | 1 005 | 4 347 | 5 | 3 | - | - | - | 2 | - | - | - | - |
| 484121 | General freight trucking, long-distance, TL | 139 | 1 005 | 4 347 | 5 | 3 | - | - | - | 2 | - | - | - | - |
| 51 | Information | (A) | (D) | (D) | 3 | 3 | - | - | - | - | - | - | - | - |
| 52 | Finance & insurance | 36 | 236 | 1 039 | 13 | 11 | 1 | 1 | - | - | - | - | - | - |
| 53 | Real estate & rental & leasing | (A) | (D) | (D) | 3 | 3 | - | - | - | - | - | - | - | - |
| 54 | Professional, scientific & technical services | (B) | (D) | (D) | 11 | 6 | 5 | - | - | - | - | - | - | - |
| 56 | Admin, support, waste mgt, remediation services | (A) | (D) | (D) | 2 | 2 | - | - | - | - | - | - | - | - |
| 62 | Health care and social assistance | (C) | (D) | (D) | 13 | 4 | 4 | 1 | 4 | - | - | - | - | - |
| 623 | Nursing & residential care facilities | (C) | (D) | (D) | 4 | - | - | - | 4 | - | - | - | - | - |
| 6231 | Nursing care facilities | 118 | 462 | 1 820 | 3 | - | - | - | 3 | - | - | - | - | - |
| 62311 | Nursing care facilities | 118 | 462 | 1 820 | 3 | - | - | - | 3 | - | - | - | - | - |
| 623110 | Nursing care facilities | 118 | 462 | 1 820 | 3 | - | - | - | 3 | - | - | - | - | - |
| 71 | Arts, entertainment & recreation | (A) | (D) | (D) | 2 | 2 | - | - | - | - | - | - | - | - |
| 72 | Accommodation & food services | 57 | 51 | 300 | 11 | 6 | 2 | 3 | - | - | - | - | - | - |
| 81 | Other services (except public administration) | 59 | 180 | 700 | 22 | 18 | 4 | - | - | - | - | - | - | - |
| 99 | Unclassified establishments | (A) | (D) | (D) | 4 | 4 | - | - | - | - | - | - | - | - |
| UNION | | | | | | | | | | | | | | |
| | Total | 5 012 | 23 811 | 99 470 | 366 | 208 | 66 | 39 | 35 | 10 | 4 | 4 | - | - |
| 11 | Forestry, fishing, hunting, and agriculture support | (A) | (D) | (D) | 1 | 1 | - | - | - | - | - | - | - | - |
| 21 | Mining | (A) | (D) | (D) | 1 | - | - | 1 | - | - | - | - | - | - |
| 22 | Utilities | 77 | 835 | 3 488 | 3 | - | - | - | 3 | - | - | - | - | - |
| 23 | Construction | 122 | 340 | 2 913 | 41 | 30 | 10 | 1 | - | - | - | - | - | - |
| 31-33 | Manufacturing | 915 | 6 847 | 26 551 | 15 | 7 | 2 | - | 2 | 2 | - | 2 | - | - |
| 311 | Food mfg | (E) | (D) | (D) | 1 | - | - | - | - | - | - | 1 | - | - |
| 3113 | Sugar & confectionery product mfg | (E) | (D) | (D) | 1 | - | - | - | - | - | - | 1 | - | - |
| 31134 | Nonchocolate confectionery mfg | (E) | (D) | (D) | 1 | - | - | - | - | - | - | 1 | - | - |
| 331 | Primary metal mfg | (E) | (D) | (D) | 1 | - | - | - | - | - | - | 1 | - | - |
| 3315 | Foundries | (E) | (D) | (D) | 1 | - | - | - | - | - | - | 1 | - | - |
| 33152 | Nonferrous metal foundries | (E) | (D) | (D) | 1 | - | - | - | - | - | - | 1 | - | - |
| 42 | Wholesale trade | 327 | 2 313 | 8 490 | 24 | 11 | 4 | 3 | 5 | - | 1 | - | - | - |
| 421 | Wholesale trade, durable goods | 106 | 568 | 1 867 | 12 | 6 | 3 | - | 3 | - | - | - | - | - |
| 422 | Wholesale trade, nondurable goods | 221 | 1 745 | 6 623 | 12 | 5 | 1 | 3 | 2 | - | 1 | - | - | - |
| 4225 | Farm product raw material whsle | 183 | 1 526 | 5 700 | 5 | 1 | - | 1 | 2 | - | 1 | - | - | - |
| 42251 | Grain & field bean whsle | (C) | (D) | (D) | 4 | 1 | - | 1 | 1 | - | 1 | - | - | - |
| 44-45 | Retail trade | 872 | 3 104 | 12 333 | 71 | 27 | 23 | 14 | 4 | 1 | 2 | - | - | - |
| 445 | Food & beverage stores | 255 | 827 | 3 268 | 5 | 2 | - | - | 1 | 1 | 1 | - | - | - |
| 4451 | Grocery stores | 255 | 827 | 3 268 | 5 | 2 | - | - | 1 | 1 | 1 | - | - | - |
| 44511 | Grocery (except convenience) stores | (E) | (D) | (D) | 4 | 1 | - | - | 1 | 1 | 1 | - | - | - |
| 447 | Gasoline stations | 154 | 426 | 1 505 | 16 | 3 | 5 | 7 | 1 | - | - | - | - | - |
| 4471 | Gasoline stations | 154 | 426 | 1 505 | 16 | 3 | 5 | 7 | 1 | - | - | - | - | - |
| 44711 | Gasoline stations with convenience stores | 148 | 412 | 1 458 | 13 | - | 5 | 7 | 1 | - | - | - | - | - |
| 447110 | Gasoline stations with convenience stores | 148 | 412 | 1 458 | 13 | - | 5 | 7 | 1 | - | - | - | - | - |
| 452 | General merchandise stores | 189 | 681 | 2 665 | 5 | 1 | 3 | - | - | - | 1 | - | - | - |
| 4521 | Department stores | (C) | (D) | (D) | 1 | - | - | - | - | - | 1 | - | - | - |
| 45211 | Department stores | (C) | (D) | (D) | 1 | - | - | - | - | - | 1 | - | - | - |
| 48-49 | Transportation & warehousing | (A) | (D) | (D) | 8 | 8 | - | - | - | - | - | - | - | - |
| 51 | Information | 61 | 336 | 1 803 | 8 | 5 | 2 | - | 1 | - | - | - | - | - |
| 52 | Finance & insurance | 152 | 1 119 | 4 329 | 19 | 12 | 2 | 3 | 2 | - | - | - | - | - |
| 522 | Credit intermediation & related activities | 117 | 942 | 3 587 | 9 | 4 | 1 | 2 | 2 | - | - | - | - | - |
| 5221 | Depository credit intermediation | (C) | (D) | (D) | 8 | 3 | 1 | 2 | 2 | - | - | - | - | - |

See footnotes at end of table.

Table 6. Counties—Employees, Payroll, and Establishments by Industry: 2001—Con.

[Excludes most government employees, railroad employees, and self-employed persons. Size class 1 to 4 includes establishments with payroll, but no employees, during mid-March pay period. (D) denotes figures withheld to avoid disclosing data for individual companies; the data are included in broader industry totals. Detailed industries with 100 or more employees are shown if industry was not a (D). For explanation of terms, abbreviations, and data reliability/comparability, see introductory text]

| NAICS code | Industry | Number of employees for week including March 12 | Payroll (\$1,000) | | Total number of establishments | Number of establishments by employment-size class | | | | | | | | |
|-------------------|--|---|-------------------|--------|--------------------------------|---|--------|----------|----------|----------|------------|------------|------------|---------------|
| | | | First quarter | Annual | | 1 to 4 | 5 to 9 | 10 to 19 | 20 to 49 | 50 to 99 | 100 to 249 | 250 to 499 | 500 to 999 | 1,000 or more |
| UNION—Con. | | | | | | | | | | | | | | |
| 53 | Real estate & rental & leasing | (B) | (D) | (D) | 17 | 15 | 2 | — | — | — | — | — | — | — |
| 54 | Professional, scientific & technical services | 80 | 466 | 2 305 | 19 | 13 | 4 | 2 | — | — | — | — | — | — |
| 55 | Management of companies & enterprises | (A) | (D) | (D) | 4 | 3 | — | 1 | — | — | — | — | — | — |
| 56 | Admin. support, waste mgt, remediation services | 647 | 2 040 | 9 104 | 15 | 9 | — | 1 | 4 | — | — | 1 | — | — |
| 561 | Administrative & support services | (F) | (D) | (D) | 13 | 8 | — | 1 | 3 | — | — | 1 | — | — |
| 5613 | Employment services | 553 | 1 651 | 7 481 | 3 | — | — | — | 2 | — | — | 1 | — | — |
| 56132 | Temporary help services | (F) | (D) | (D) | 2 | — | — | — | 1 | — | — | 1 | — | — |
| 61 | Educational services | (B) | (D) | (D) | 2 | — | — | 1 | 1 | — | — | — | — | — |
| 62 | Health care and social assistance | 957 | 4 290 | 18 880 | 35 | 12 | 8 | 3 | 5 | 5 | 1 | 1 | — | — |
| 621 | Ambulatory health care services | 173 | 1 167 | 5 718 | 19 | 8 | 7 | 1 | 2 | 1 | — | — | — | — |
| 622 | Hospitals | (E) | (D) | (D) | 1 | — | — | — | — | — | — | 1 | — | — |
| 6221 | General medical & surgical hospitals | (E) | (D) | (D) | 1 | — | — | — | — | — | — | 1 | — | — |
| 62211 | General medical & surgical hospitals | (E) | (D) | (D) | 1 | — | — | — | — | — | — | 1 | — | — |
| 623 | Nursing & residential care facilities | (E) | (D) | (D) | 5 | — | — | 1 | 1 | 3 | — | — | — | — |
| 6231 | Nursing care facilities | 163 | 738 | 2 837 | 3 | — | — | — | 1 | 2 | — | — | — | — |
| 62311 | Nursing care facilities | 163 | 738 | 2 837 | 3 | — | — | — | 1 | 2 | — | — | — | — |
| 623110 | Nursing care facilities | 163 | 738 | 2 837 | 3 | — | — | — | 1 | 2 | — | — | — | — |
| 624 | Social assistance | (E) | (D) | (D) | 10 | 4 | 1 | 1 | 2 | 1 | 1 | — | — | — |
| 6241 | Individual & family services | 106 | 464 | 1 796 | 4 | 1 | — | 1 | 1 | 1 | — | — | — | — |
| 6243 | Vocational rehabilitation services | (C) | (D) | (D) | 1 | — | — | — | — | — | 1 | — | — | — |
| 62431 | Vocational rehabilitation services | (C) | (D) | (D) | 1 | — | — | — | — | — | 1 | — | — | — |
| 71 | Arts, entertainment & recreation | 16 | 27 | 196 | 7 | 7 | — | — | — | — | — | — | — | — |
| 72 | Accommodation & food services | 435 | 846 | 3 793 | 27 | 10 | 2 | 7 | 6 | 2 | — | — | — | — |
| 722 | Food services & drinking places | (E) | (D) | (D) | 26 | 10 | 2 | 7 | 5 | 2 | — | — | — | — |
| 7221 | Full-service restaurants | 170 | 300 | 1 220 | 10 | 5 | — | 1 | 3 | 1 | — | — | — | — |
| 72211 | Full-service restaurants | 170 | 300 | 1 220 | 10 | 5 | — | 1 | 3 | 1 | — | — | — | — |
| 722110 | Full-service restaurants | 170 | 300 | 1 220 | 10 | 5 | — | 1 | 3 | 1 | — | — | — | — |
| 7222 | Limited-service eating places | 211 | 422 | 2 040 | 11 | 2 | — | 6 | 2 | 1 | — | — | — | — |
| 72221 | Limited-service eating places | 211 | 422 | 2 040 | 11 | 2 | — | 6 | 2 | 1 | — | — | — | — |
| 81 | Other services (except public administration) | 205 | 717 | 3 045 | 45 | 34 | 7 | 2 | 2 | — | — | — | — | — |
| 813 | Religious, grantmaking, civic, prof & like organizations | 116 | 197 | 945 | 23 | 16 | 5 | 1 | 1 | — | — | — | — | — |
| 95 | Auxiliaries (exc corporate, subsidiary & regional mgt) | (A) | (D) | (D) | 2 | 2 | — | — | — | — | — | — | — | — |
| 99 | Unclassified establishments | (A) | (D) | (D) | 2 | 2 | — | — | — | — | — | — | — | — |
| VAN BUREN | | | | | | | | | | | | | | |
| | Total | 1 637 | 8 842 | 36 841 | 165 | 110 | 30 | 14 | 5 | 3 | 2 | 1 | — | — |
| 21 | Mining | (B) | (D) | (D) | 3 | 1 | — | 2 | — | — | — | — | — | — |
| 22 | Utilities | (A) | (D) | (D) | 1 | 1 | — | — | — | — | — | — | — | — |
| 23 | Construction | 47 | 148 | 1 523 | 19 | 17 | 1 | 1 | — | — | — | — | — | — |
| 31-33 | Manufacturing | 703 | 4 894 | 19 480 | 11 | 5 | 1 | — | 1 | 3 | — | 1 | — | — |
| 326 | Plastics & rubber products mfg | 124 | 789 | 3 218 | 3 | — | 1 | — | 1 | 1 | — | — | — | — |
| 3261 | Plastics product mfg | 124 | 789 | 3 218 | 3 | — | 1 | — | 1 | 1 | — | — | — | — |
| 32619 | Other plastics product mfg | (C) | (D) | (D) | 2 | — | 1 | — | — | 1 | — | — | — | — |
| 333 | Machinery mfg | (E) | (D) | (D) | 2 | — | — | — | — | 1 | — | 1 | — | — |
| 3334 | HVAC & commercial refrigeration equipment mfg | (E) | (D) | (D) | 1 | — | — | — | — | — | — | 1 | — | — |
| 33341 | HVAC & commercial refrigeration equipment mfg | (E) | (D) | (D) | 1 | — | — | — | — | — | — | 1 | — | — |
| 42 | Wholesale trade | 46 | 136 | 537 | 6 | 3 | 1 | 1 | 1 | — | — | — | — | — |
| 44-45 | Retail trade | 170 | 500 | 2 085 | 28 | 13 | 9 | 6 | — | — | — | — | — | — |
| 48-49 | Transportation & warehousing | 45 | 296 | 1 374 | 11 | 7 | 3 | 1 | — | — | — | — | — | — |
| 51 | Information | (A) | (D) | (D) | 3 | 2 | — | 1 | — | — | — | — | — | — |
| 52 | Finance & insurance | 67 | 373 | 1 617 | 15 | 9 | 5 | — | 1 | — | — | — | — | — |
| 53 | Real estate & rental & leasing | 5 | 17 | 68 | 4 | 4 | — | — | — | — | — | — | — | — |
| 54 | Professional, scientific & technical services | 31 | 113 | 461 | 10 | 8 | 1 | 1 | — | — | — | — | — | — |
| 56 | Admin. support, waste mgt, remediation services | (A) | (D) | (D) | 5 | 3 | 1 | 1 | — | — | — | — | — | — |
| 62 | Health care and social assistance | 349 | 1 570 | 6 091 | 16 | 10 | 3 | — | 1 | — | 2 | — | — | — |
| 622 | Hospitals | (C) | (D) | (D) | 1 | — | — | — | — | — | 1 | — | — | — |
| 6221 | General medical & surgical hospitals | (C) | (D) | (D) | 1 | — | — | — | — | — | 1 | — | — | — |
| 62211 | General medical & surgical hospitals | (C) | (D) | (D) | 1 | — | — | — | — | — | 1 | — | — | — |
| 623 | Nursing & residential care facilities | (C) | (D) | (D) | 1 | — | — | — | — | — | 1 | — | — | — |
| 6231 | Nursing care facilities | (C) | (D) | (D) | 1 | — | — | — | — | — | 1 | — | — | — |
| 62311 | Nursing care facilities | (C) | (D) | (D) | 1 | — | — | — | — | — | 1 | — | — | — |
| 71 | Arts, entertainment & recreation | 8 | 16 | 73 | 3 | 2 | 1 | — | — | — | — | — | — | — |

See footnotes at end of table.

Table 6. Counties—Employees, Payroll, and Establishments by Industry: 2001—Con.

[Excludes most government employees, railroad employees, and self-employed persons. Size class 1 to 4 includes establishments with payroll, but no employees, during mid-March pay period. (D) denotes figures withheld to avoid disclosing data for individual companies; the data are included in broader industry totals. Detailed industries with 100 or more employees are shown if industry was not a (D). For explanation of terms, abbreviations, and data reliability/comparability, see introductory text]

| NAICS code | Industry | Number of employees for week including March 12 | Payroll (\$1,000) | | Total number of establishments | Number of establishments by employment-size class | | | | | | | | |
|-----------------------|--|---|-------------------|---------|--------------------------------|---|--------|----------|----------|----------|------------|------------|------------|---------------|
| | | | First quarter | Annual | | 1 to 4 | 5 to 9 | 10 to 19 | 20 to 49 | 50 to 99 | 100 to 249 | 250 to 499 | 500 to 999 | 1,000 or more |
| VAN BUREN—Con. | | | | | | | | | | | | | | |
| 72 | Accommodation & food services | 59 | 79 | 413 | 13 | 9 | 3 | — | 1 | — | — | — | — | — |
| 81 | Other services (except public administration) | 31 | 137 | 382 | 12 | 11 | 1 | — | — | — | — | — | — | — |
| 99 | Unclassified establishments | 6 | 10 | 51 | 5 | 5 | — | — | — | — | — | — | — | — |
| WAPELLO | | | | | | | | | | | | | | |
| | Total | 13 584 | 81 160 | 338 957 | 848 | 410 | 198 | 121 | 73 | 32 | 11 | — | 2 | 1 |
| 11 | Forestry, fishing, hunting, and agriculture support | 59 | 341 | 1 501 | 5 | 4 | — | — | — | 1 | — | — | — | — |
| 21 | Mining | (A) | (D) | (D) | 2 | 2 | — | — | — | — | — | — | — | — |
| 22 | Utilities | 134 | 2 069 | 7 135 | 5 | 1 | — | 2 | 1 | 1 | — | — | — | — |
| 221 | Utilities | 134 | 2 069 | 7 135 | 5 | 1 | — | 2 | 1 | 1 | — | — | — | — |
| 2211 | Elec pwr generation, transmsn & distribution ... | (C) | (D) | (D) | 3 | — | — | 1 | 1 | 1 | — | — | — | — |
| 22112 | Electric pwr transmsn, control & distribution .. | (C) | (D) | (D) | 3 | — | — | 1 | 1 | 1 | — | — | — | — |
| 23 | Construction | 648 | 4 519 | 22 521 | 85 | 58 | 18 | 3 | 3 | 2 | 1 | — | — | — |
| 233 | Building, developing & general contracting | 166 | 1 076 | 4 286 | 21 | 14 | 4 | 1 | 1 | 1 | — | — | — | — |
| 2333 | Nonresidential building construction | (C) | (D) | (D) | 8 | 4 | 1 | 1 | 1 | 1 | — | — | — | — |
| 23332 | Commercial & institutional bldg construction .. | 122 | 896 | 3 398 | 7 | 4 | 1 | — | 1 | 1 | — | — | — | — |
| 233320 | Commercial & institutional bldg construction .. | 122 | 896 | 3 398 | 7 | 4 | 1 | — | 1 | 1 | — | — | — | — |
| 235 | Special trade contractors | 426 | 3 077 | 13 779 | 57 | 40 | 12 | 2 | 1 | 1 | 1 | — | — | — |
| 2351 | Plumbing, heating & AC contractor | 293 | 2 500 | 10 344 | 15 | 6 | 7 | — | — | 1 | 1 | — | — | — |
| 23511 | Plumbing, heating & AC contractor | 293 | 2 500 | 10 344 | 15 | 6 | 7 | — | — | 1 | 1 | — | — | — |
| 235110 | Plumbing, heating & AC contractor | 293 | 2 500 | 10 344 | 15 | 6 | 7 | — | — | 1 | 1 | — | — | — |
| 31-33 | Manufacturing | 3 361 | 30 000 | 125 252 | 26 | 9 | 4 | 5 | 2 | 2 | — | 1 | 1 | |
| 311 | Food mfg | (G) | (D) | (D) | 4 | 1 | — | 1 | 1 | — | — | — | — | — |
| 3116 | Animal slaughtering & processing | (G) | (D) | (D) | 2 | — | — | — | 1 | — | — | — | — | — |
| 31161 | Animal slaughtering & processing | (G) | (D) | (D) | 2 | — | — | — | 1 | — | — | — | — | — |
| 312 | Beverage & tobacco product mfg | (C) | (D) | (D) | 1 | — | — | — | — | — | 1 | — | — | — |
| 3121 | Beverage mfg | (C) | (D) | (D) | 1 | — | — | — | — | — | 1 | — | — | — |
| 31211 | Soft drink & ice mfg | (C) | (D) | (D) | 1 | — | — | — | — | — | 1 | — | — | — |
| 332 | Fabricated metal product mfg | (C) | (D) | (D) | 4 | 2 | 1 | — | — | — | 1 | — | — | — |
| 333 | Machinery mfg | (F) | (D) | (D) | 4 | 2 | — | — | — | — | 1 | — | 1 | — |
| 3331 | Ag, construction & mining machinery mfg | (F) | (D) | (D) | 2 | 1 | — | — | — | — | — | — | 1 | — |
| 33311 | Agricultural implement mfg | (F) | (D) | (D) | 1 | — | — | — | — | — | — | — | 1 | — |
| 3333 | Commercial & service industry machinery mfg .. | (C) | (D) | (D) | 1 | — | — | — | — | — | 1 | — | — | — |
| 33331 | Commercial & service industry machinery mfg .. | (C) | (D) | (D) | 1 | — | — | — | — | — | 1 | — | — | — |
| 42 | Wholesale trade | 378 | 2 241 | 10 167 | 39 | 17 | 7 | 10 | 5 | — | — | — | — | — |
| 421 | Wholesale trade, durable goods | 204 | 1 021 | 4 922 | 24 | 13 | 3 | 6 | 2 | — | — | — | — | — |
| 422 | Wholesale trade, nondurable goods | 174 | 1 220 | 5 245 | 15 | 4 | 4 | 4 | 3 | — | — | — | — | — |
| 44-45 | Retail trade | 2 419 | 8 834 | 37 568 | 175 | 55 | 63 | 34 | 15 | 3 | 5 | — | — | — |
| 441 | Motor vehicle & parts dealers | 228 | 1 235 | 5 488 | 28 | 8 | 14 | 4 | 2 | — | — | — | — | — |
| 4411 | Automobile dealers | 106 | 593 | 2 773 | 7 | 1 | 3 | 1 | 2 | — | — | — | — | — |
| 444 | Bldg material & garden equip & supp dealers | 206 | 886 | 3 933 | 24 | 10 | 8 | 3 | 3 | — | — | — | — | — |
| 4441 | Building material & supplies dealers | 174 | 801 | 3 503 | 20 | 10 | 4 | 3 | 3 | — | — | — | — | — |
| 445 | Food & beverage stores | 520 | 1 698 | 7 040 | 9 | 2 | 2 | 1 | — | 1 | 3 | — | — | — |
| 4451 | Grocery stores | (F) | (D) | (D) | 8 | 1 | 2 | 1 | — | 1 | 3 | — | — | — |
| 44511 | Grocery (except convenience) stores | (F) | (D) | (D) | 7 | 1 | 2 | — | — | 1 | 3 | — | — | — |
| 446 | Health & personal care stores | 146 | 639 | 3 282 | 12 | 5 | 2 | 2 | 3 | — | — | — | — | — |
| 4461 | Health & personal care stores | 146 | 639 | 3 282 | 12 | 5 | 2 | 2 | 3 | — | — | — | — | — |
| 447 | Gasoline stations | 321 | 1 037 | 4 411 | 31 | 2 | 14 | 11 | 4 | — | — | — | — | — |
| 4471 | Gasoline stations | 321 | 1 037 | 4 411 | 31 | 2 | 14 | 11 | 4 | — | — | — | — | — |
| 44711 | Gasoline stations with convenience stores ... | 233 | 638 | 2 397 | 23 | — | 11 | 10 | 2 | — | — | — | — | — |
| 447110 | Gasoline stations with convenience stores ... | 233 | 638 | 2 397 | 23 | — | 11 | 10 | 2 | — | — | — | — | — |
| 448 | Clothing & clothing accessories stores | 175 | 482 | 1 652 | 15 | 6 | 6 | 2 | — | 1 | — | — | — | — |
| 4481 | Clothing stores | 132 | 294 | 1 069 | 7 | 2 | 3 | 1 | — | 1 | — | — | — | — |
| 452 | General merchandise stores | 490 | 1 651 | 7 031 | 8 | 1 | 2 | 1 | 1 | 1 | 2 | — | — | — |
| 4521 | Department stores | 423 | 1 420 | 6 061 | 3 | — | — | — | — | 1 | 2 | — | — | — |
| 45211 | Department stores | 423 | 1 420 | 6 061 | 3 | — | — | — | — | 1 | 2 | — | — | — |
| 452110 | Department stores | 423 | 1 420 | 6 061 | 3 | — | — | — | — | 1 | 2 | — | — | — |
| 453 | Miscellaneous store retailers | 136 | 352 | 1 369 | 18 | 9 | 3 | 5 | 1 | — | — | — | — | — |
| 48-49 | Transportation & warehousing | 384 | 2 265 | 9 223 | 31 | 11 | 8 | 7 | 4 | 1 | — | — | — | — |
| 484 | Truck transportation | 160 | 1 215 | 4 858 | 19 | 9 | 3 | 5 | 2 | — | — | — | — | — |
| 4841 | General freight trucking | 109 | 919 | 3 610 | 14 | 7 | 3 | 2 | 2 | — | — | — | — | — |
| 48412 | General freight trucking, long-distance | (C) | (D) | (D) | 13 | 6 | 3 | 2 | 2 | — | — | — | — | — |
| 493 | Warehousing & storage | 138 | 691 | 2 902 | 3 | — | 1 | — | 1 | 1 | — | — | — | — |
| 4931 | Warehousing & storage | 138 | 691 | 2 902 | 3 | — | 1 | — | 1 | 1 | — | — | — | — |
| 49312 | Refrigerated warehousing & storage | (C) | (D) | (D) | 2 | — | 1 | — | — | 1 | — | — | — | — |
| 51 | Information | 204 | 1 189 | 4 417 | 12 | 2 | 4 | 4 | 1 | 1 | — | — | — | — |

See footnotes at end of table.

Table 6. Counties—Employees, Payroll, and Establishments by Industry: 2001—Con.

[Excludes most government employees, railroad employees, and self-employed persons. Size class 1 to 4 includes establishments with payroll, but no employees, during mid-March pay period. (D) denotes figures withheld to avoid disclosing data for individual companies; the data are included in broader industry totals. Detailed industries with 100 or more employees are shown if industry was not a (D). For explanation of terms, abbreviations, and data reliability/comparability, see introductory text]

| NAICS code | Industry | Number of employees for week including March 12 | Payroll (\$1,000) | | Total number of establishments | Number of establishments by employment-size class | | | | | | | | |
|------------|---|---|-------------------|---------------|--------------------------------|---|-----------|-----------|-----------|----------|------------|------------|------------|---------------|
| | | | First quarter | Annual | | 1 to 4 | 5 to 9 | 10 to 19 | 20 to 49 | 50 to 99 | 100 to 249 | 250 to 499 | 500 to 999 | 1,000 or more |
| | WAPELLO—Con. | | | | | | | | | | | | | |
| 52 | Finance & insurance | 376 | 2 844 | 10 798 | 49 | 33 | 8 | 3 | 3 | 2 | — | — | — | — |
| 522 | Credit intermediation & related activities | (E) | (D) | (D) | 22 | 10 | 7 | 1 | 2 | 2 | — | — | — | — |
| 5221 | Depository credit intermediation | (C) | (D) | (D) | 17 | 6 | 6 | 1 | 2 | 2 | — | — | — | — |
| 52211 | Commercial banking | 160 | 1 290 | 4 463 | 10 | 3 | 3 | 1 | 2 | 1 | — | — | — | — |
| 522110 | Commercial banking | 160 | 1 290 | 4 463 | 10 | 3 | 3 | 1 | 2 | 1 | — | — | — | — |
| 524 | Insurance carriers & related activities | (C) | (D) | (D) | 23 | 19 | 1 | 2 | 1 | — | — | — | — | — |
| 53 | Real estate & rental & leasing | 81 | 324 | 1 458 | 25 | 19 | 5 | 1 | — | — | — | — | — | — |
| 54 | Professional, scientific & technical services | 305 | 2 178 | 9 357 | 52 | 28 | 16 | 7 | — | 1 | — | — | — | — |
| 541 | Professional, scientific & technical services | 305 | 2 178 | 9 357 | 52 | 28 | 16 | 7 | — | 1 | — | — | — | — |
| 55 | Management of companies & enterprises | 43 | 429 | 1 636 | 4 | 1 | 2 | — | 1 | — | — | — | — | — |
| 56 | Admin. support, waste mgt, remediation services | 858 | 3 308 | 12 463 | 35 | 17 | 5 | 1 | 8 | 2 | 2 | — | — | — |
| 561 | Administrative & support services | 768 | 2 928 | 10 839 | 32 | 16 | 5 | 1 | 7 | 1 | 2 | — | — | — |
| 5613 | Employment services | 133 | 669 | 2 169 | 4 | 1 | — | — | 2 | 1 | — | — | — | — |
| 56132 | Temporary help services | (C) | (D) | (D) | 3 | — | — | — | 2 | 1 | — | — | — | — |
| 5614 | Business support services | (E) | (D) | (D) | 2 | — | 1 | — | — | — | 1 | — | — | — |
| 56142 | Telephone call centers | (E) | (D) | (D) | 2 | — | 1 | — | — | — | 1 | — | — | — |
| 5617 | Services to buildings & dwellings | 345 | 1 419 | 4 632 | 19 | 11 | 2 | 1 | 4 | — | 1 | — | — | — |
| 56172 | Janitorial services | 309 | 1 300 | 4 183 | 9 | 3 | 1 | 1 | 3 | — | 1 | — | — | — |
| 561720 | Janitorial services | 309 | 1 300 | 4 183 | 9 | 3 | 1 | 1 | 3 | — | 1 | — | — | — |
| 61 | Educational services | 76 | 346 | 1 364 | 5 | 1 | 1 | 2 | 1 | — | — | — | — | — |
| 62 | Health care and social assistance | 2 449 | 16 091 | 66 294 | 95 | 35 | 21 | 16 | 12 | 9 | 1 | — | 1 | — |
| 621 | Ambulatory health care services | 590 | 5 127 | 23 178 | 61 | 25 | 15 | 14 | 6 | 1 | — | — | — | — |
| 6211 | Offices of physicians | 273 | 3 139 | 14 311 | 22 | 4 | 8 | 6 | 4 | — | — | — | — | — |
| 62111 | Offices of physicians | 273 | 3 139 | 14 311 | 22 | 4 | 8 | 6 | 4 | — | — | — | — | — |
| 622 | Hospitals | (F) | (D) | (D) | 1 | — | — | — | — | — | — | — | 1 | — |
| 6221 | General medical & surgical hospitals | (F) | (D) | (D) | 1 | — | — | — | — | — | — | — | 1 | — |
| 62211 | General medical & surgical hospitals | (F) | (D) | (D) | 1 | — | — | — | — | — | — | — | 1 | — |
| 623 | Nursing & residential care facilities | 692 | 3 042 | 12 855 | 13 | 1 | — | — | 5 | 6 | 1 | — | — | — |
| 6231 | Nursing care facilities | 357 | 1 690 | 7 033 | 4 | — | — | — | 1 | 2 | 1 | — | — | — |
| 62311 | Nursing care facilities | 357 | 1 690 | 7 033 | 4 | — | — | — | 1 | 2 | 1 | — | — | — |
| 623110 | Nursing care facilities | 357 | 1 690 | 7 033 | 4 | — | — | — | 1 | 2 | 1 | — | — | — |
| 6232 | Residential mental retardation, health facil | (C) | (D) | (D) | 4 | 1 | — | — | 1 | 2 | — | — | — | — |
| 62322 | Residential mental health, subst abuse facil .. | (C) | (D) | (D) | 3 | 1 | — | — | 1 | 1 | — | — | — | — |
| 6239 | Other residential care facilities | 106 | 515 | 2 293 | 3 | — | — | — | 2 | 1 | — | — | — | — |
| 62399 | Other residential care facilities | 106 | 515 | 2 293 | 3 | — | — | — | 2 | 1 | — | — | — | — |
| 623990 | Other residential care facilities | 106 | 515 | 2 293 | 3 | — | — | — | 2 | 1 | — | — | — | — |
| 624 | Social assistance | (E) | (D) | (D) | 20 | 9 | 6 | 2 | 1 | 2 | — | — | — | — |
| 6241 | Individual & family services | 120 | 457 | 1 977 | 10 | 5 | 4 | — | — | 1 | — | — | — | — |
| 71 | Arts, entertainment & recreation | 109 | 271 | 1 155 | 9 | 5 | 1 | 1 | 2 | — | — | — | — | — |
| 713 | Amusement, gambling & recreation industries | 104 | 262 | 1 120 | 6 | 2 | 1 | 1 | 2 | — | — | — | — | — |
| 7139 | Other amusement & recreation industries | 104 | 262 | 1 120 | 6 | 2 | 1 | 1 | 2 | — | — | — | — | — |
| 72 | Accommodation & food services | 1 175 | 2 226 | 9 417 | 81 | 32 | 16 | 13 | 13 | 7 | — | — | — | — |
| 721 | Accommodation | 161 | 445 | 1 952 | 8 | 2 | 1 | 1 | 3 | 1 | — | — | — | — |
| 7211 | Traveler accommodation | 161 | 445 | 1 952 | 8 | 2 | 1 | 1 | 3 | 1 | — | — | — | — |
| 72111 | Hotels (exc casino hotels) & motels | 161 | 445 | 1 952 | 8 | 2 | 1 | 1 | 3 | 1 | — | — | — | — |
| 721110 | Hotels (exc casino hotels) & motels | 161 | 445 | 1 952 | 8 | 2 | 1 | 1 | 3 | 1 | — | — | — | — |
| 722 | Food services & drinking places | 1 014 | 1 781 | 7 465 | 73 | 30 | 15 | 12 | 10 | 6 | — | — | — | — |
| 7221 | Full-service restaurants | 306 | 519 | 2 146 | 20 | 5 | 6 | 5 | 2 | 2 | — | — | — | — |
| 72211 | Full-service restaurants | 306 | 519 | 2 146 | 20 | 5 | 6 | 5 | 2 | 2 | — | — | — | — |
| 722110 | Full-service restaurants | 306 | 519 | 2 146 | 20 | 5 | 6 | 5 | 2 | 2 | — | — | — | — |
| 7222 | Limited-service eating places | 640 | 1 100 | 4 660 | 34 | 9 | 8 | 6 | 7 | 4 | — | — | — | — |
| 72221 | Limited-service eating places | 640 | 1 100 | 4 660 | 34 | 9 | 8 | 6 | 7 | 4 | — | — | — | — |
| 722211 | Limited-service restaurants | 618 | 1 085 | 4 480 | 28 | 6 | 5 | 6 | 7 | 4 | — | — | — | — |
| 81 | Other services (except public administration) | 506 | 1 563 | 6 674 | 107 | 75 | 19 | 11 | 2 | — | — | — | — | — |
| 812 | Personal & laundry services | 181 | 570 | 2 730 | 32 | 21 | 6 | 4 | 1 | — | — | — | — | — |
| 813 | Religious, grantmaking, civic, prof & like organizations | 253 | 597 | 2 373 | 50 | 34 | 9 | 6 | 1 | — | — | — | — | — |
| 8131 | Religious organizations | 142 | 360 | 1 444 | 28 | 17 | 7 | 4 | — | — | — | — | — | — |
| 81311 | Religious organizations | 142 | 360 | 1 444 | 28 | 17 | 7 | 4 | — | — | — | — | — | — |
| 813110 | Religious organizations | 142 | 360 | 1 444 | 28 | 17 | 7 | 4 | — | — | — | — | — | — |
| 95 | Auxiliaries (exc corporate, subsidiary & regional mgt) | (A) | (D) | (D) | 1 | — | — | — | 1 | — | — | — | — | — |
| 99 | Unclassified establishments | (A) | (D) | (D) | 5 | 5 | — | — | — | — | — | — | — | — |

See footnotes at end of table.

Table 6. Counties—Employees, Payroll, and Establishments by Industry: 2001—Con.

[Excludes most government employees, railroad employees, and self-employed persons. Size class 1 to 4 includes establishments with payroll, but no employees, during mid-March pay period. (D) denotes figures withheld to avoid disclosing data for individual companies; the data are included in broader industry totals. Detailed industries with 100 or more employees are shown if industry was not a (D). For explanation of terms, abbreviations, and data reliability/comparability, see introductory text]

| NAICS code | Industry | Number of employees for week including March 12 | Payroll (\$1,000) | | Total number of establishments | Number of establishments by employment-size class | | | | | | | | |
|---------------|--|---|-------------------|----------------|--------------------------------|---|------------|-----------|-----------|-----------|------------|------------|------------|---------------|
| | | | First quarter | Annual | | 1 to 4 | 5 to 9 | 10 to 19 | 20 to 49 | 50 to 99 | 100 to 249 | 250 to 499 | 500 to 999 | 1,000 or more |
| WARREN | | | | | | | | | | | | | | |
| | Total | 7 510 | 31 218 | 138 788 | 763 | 454 | 149 | 93 | 47 | 14 | 4 | 1 | - | 1 |
| 11 | Forestry, fishing, hunting, and agriculture support | (A) | (D) | (D) | 2 | 2 | - | - | - | - | - | - | - | - |
| 22 | Utilities | (A) | (D) | (D) | 1 | 1 | - | - | - | - | - | - | - | - |
| 23 | Construction | 750 | 4 710 | 24 726 | 134 | 84 | 27 | 15 | 7 | 1 | - | - | - | - |
| 233 | Building, developing & general contracting | 149 | 818 | 3 813 | 28 | 18 | 5 | 4 | 1 | - | - | - | - | - |
| 2332 | Residential building construction | 104 | 540 | 2 615 | 20 | 15 | 2 | 2 | 1 | - | - | - | - | - |
| 23321 | Single-family housing construction | 104 | 540 | 2 615 | 20 | 15 | 2 | 2 | 1 | - | - | - | - | - |
| 233210 | Single-family housing construction | 104 | 540 | 2 615 | 20 | 15 | 2 | 2 | 1 | - | - | - | - | - |
| 235 | Special trade contractors | 512 | 3 264 | 15 973 | 96 | 63 | 19 | 9 | 4 | 1 | - | - | - | - |
| 2355 | Carpentry & floor contractors | 169 | 1 078 | 4 586 | 21 | 12 | 4 | 3 | 1 | 1 | - | - | - | - |
| 23552 | Floor laying & other floor contractors | 103 | 653 | 2 775 | 7 | 3 | 1 | 2 | - | 1 | - | - | - | - |
| 235520 | Floor laying & other floor contractors | 103 | 653 | 2 775 | 7 | 3 | 1 | 2 | - | 1 | - | - | - | - |
| 2357 | Concrete contractors | 112 | 454 | 3 590 | 17 | 10 | 3 | 2 | 2 | - | - | - | - | - |
| 23571 | Concrete contractors | 112 | 454 | 3 590 | 17 | 10 | 3 | 2 | 2 | - | - | - | - | - |
| 235710 | Concrete contractors | 112 | 454 | 3 590 | 17 | 10 | 3 | 2 | 2 | - | - | - | - | - |
| 31-33 | Manufacturing | 279 | 1 820 | 8 735 | 19 | 7 | 8 | - | 3 | 1 | - | - | - | - |
| 42 | Wholesale trade | 467 | 3 784 | 16 042 | 49 | 30 | 9 | 6 | 2 | - | 2 | - | - | - |
| 421 | Wholesale trade, durable goods | 199 | 1 649 | 6 617 | 25 | 17 | 5 | 1 | 1 | - | 1 | - | - | - |
| 4218 | Machinery, equipment & supplies whse | 146 | 1 405 | 5 457 | 12 | 7 | 3 | 1 | - | - | 1 | - | - | - |
| 42181 | Const & mining (exc petroleum) equip whse | (C) | (D) | (D) | 1 | - | - | - | - | - | - | - | - | - |
| 422 | Wholesale trade, nondurable goods | 268 | 2 135 | 9 425 | 24 | 13 | 4 | 5 | 1 | - | 1 | - | - | - |
| 4224 | Grocery & related product whse | (C) | (D) | (D) | 4 | 2 | 1 | - | - | - | 1 | - | - | - |
| 42248 | Fresh fruit & vegetable whse | (C) | (D) | (D) | 2 | - | 1 | - | - | - | 1 | - | - | - |
| 44-45 | Retail trade | 1 735 | 7 255 | 31 573 | 119 | 47 | 29 | 28 | 10 | 3 | 1 | 1 | - | - |
| 441 | Motor vehicle & parts dealers | 372 | 2 799 | 12 768 | 23 | 8 | 5 | 4 | 5 | 1 | - | - | - | - |
| 4411 | Automobile dealers | (C) | (D) | (D) | 10 | 5 | - | - | 4 | 1 | - | - | - | - |
| 44111 | New car dealers | 235 | 1 943 | 8 898 | 8 | 3 | - | - | 4 | 1 | - | - | - | - |
| 441110 | New car dealers | 235 | 1 943 | 8 898 | 8 | 3 | - | - | 4 | 1 | - | - | - | - |
| 4413 | Automotive parts, accessories & tire stores | (C) | (D) | (D) | 11 | 3 | 4 | 3 | 1 | - | - | - | - | - |
| 44131 | Automotive parts, accessories & tire stores | 103 | 658 | 3 014 | 9 | 3 | 3 | 2 | 1 | - | - | - | - | - |
| 441310 | Automotive parts, accessories & tire stores | 103 | 658 | 3 014 | 9 | 3 | 3 | 2 | 1 | - | - | - | - | - |
| 445 | Food & beverage stores | 405 | 1 227 | 5 112 | 9 | 3 | - | 2 | 1 | 2 | 1 | - | - | - |
| 4451 | Grocery stores | (E) | (D) | (D) | 8 | 2 | - | 2 | 1 | 2 | 1 | - | - | - |
| 44511 | Grocery (except convenience) stores | (E) | (D) | (D) | 6 | 2 | - | - | 1 | 2 | 1 | - | - | - |
| 447 | Gasoline stations | 240 | 685 | 2 686 | 27 | 4 | 12 | 10 | 1 | - | - | - | - | - |
| 4471 | Gasoline stations | 240 | 685 | 2 686 | 27 | 4 | 12 | 10 | 1 | - | - | - | - | - |
| 44711 | Gasoline stations with convenience stores | 222 | 634 | 2 470 | 23 | 3 | 9 | 10 | 1 | - | - | - | - | - |
| 447110 | Gasoline stations with convenience stores | 222 | 634 | 2 470 | 23 | 3 | 9 | 10 | 1 | - | - | - | - | - |
| 452 | General merchandise stores | (E) | (D) | (D) | 5 | 1 | 2 | 1 | - | - | - | 1 | - | - |
| 4521 | Department stores | (E) | (D) | (D) | 1 | - | - | - | - | - | - | 1 | - | - |
| 45211 | Department stores | (E) | (D) | (D) | 1 | - | - | - | - | - | - | 1 | - | - |
| 48-49 | Transportation & warehousing | 93 | 522 | 2 282 | 32 | 24 | 6 | 2 | - | - | - | - | - | - |
| 51 | Information | 154 | 856 | 2 909 | 14 | 9 | 1 | 2 | - | 2 | - | - | - | - |
| 52 | Finance & insurance | 218 | 1 195 | 5 221 | 37 | 23 | 10 | 2 | 1 | 1 | - | - | - | - |
| 522 | Credit intermediation & related activities | 143 | 796 | 3 439 | 10 | 2 | 4 | 2 | 1 | 1 | - | - | - | - |
| 5221 | Depository credit intermediation | (C) | (D) | (D) | 9 | 1 | 4 | 2 | 1 | 1 | - | - | - | - |
| 52211 | Commercial banking | 127 | 710 | 3 050 | 7 | 1 | 2 | 2 | 1 | 1 | - | - | - | - |
| 522110 | Commercial banking | 127 | 710 | 3 050 | 7 | 1 | 2 | 2 | 1 | 1 | - | - | - | - |
| 53 | Real estate & rental & leasing | (B) | (D) | (D) | 24 | 21 | 3 | - | - | - | - | - | - | - |
| 54 | Professional, scientific & technical services | 205 | 1 089 | 4 600 | 56 | 43 | 6 | 7 | - | - | - | - | - | - |
| 541 | Professional, scientific & technical services | 205 | 1 089 | 4 600 | 56 | 43 | 6 | 7 | - | - | - | - | - | - |
| 55 | Management of companies & enterprises | (A) | (D) | (D) | 3 | 3 | - | - | - | - | - | - | - | - |
| 56 | Admin, support, waste mgt, remediation services | 124 | 431 | 2 147 | 24 | 17 | 5 | 1 | - | 1 | - | - | - | - |
| 561 | Administrative & support services | (C) | (D) | (D) | 23 | 17 | 4 | 1 | - | 1 | - | - | - | - |
| 5617 | Services to buildings & dwellings | 115 | 370 | 1 876 | 19 | 13 | 4 | 1 | - | 1 | - | - | - | - |
| 61 | Educational services | (G) | (D) | (D) | 3 | 1 | 1 | - | - | - | - | - | - | 1 |
| 611 | Educational services | (G) | (D) | (D) | 3 | 1 | 1 | - | - | - | - | - | - | 1 |
| 6113 | Colleges, universities & professional schools | (G) | (D) | (D) | 1 | - | - | - | - | - | - | - | - | 1 |
| 61131 | Colleges, universities & professional schools | (G) | (D) | (D) | 1 | - | - | - | - | - | - | - | - | 1 |
| 62 | Health care and social assistance | 959 | 4 192 | 16 694 | 67 | 32 | 15 | 9 | 6 | 4 | 1 | - | - | - |
| 621 | Ambulatory health care services | 176 | 1 030 | 4 526 | 35 | 23 | 8 | 3 | 1 | - | - | - | - | - |
| 623 | Nursing & residential care facilities | 599 | 2 568 | 9 631 | 15 | 2 | 5 | 2 | 1 | 4 | 1 | - | - | - |
| 6231 | Nursing care facilities | 453 | 2 025 | 7 333 | 5 | - | - | - | 1 | 3 | 1 | - | - | - |
| 62311 | Nursing care facilities | 453 | 2 025 | 7 333 | 5 | - | - | - | 1 | 3 | 1 | - | - | - |
| 623110 | Nursing care facilities | 453 | 2 025 | 7 333 | 5 | - | - | - | 1 | 3 | 1 | - | - | - |
| 624 | Social assistance | 184 | 594 | 2 537 | 17 | 7 | 2 | 4 | 4 | - | - | - | - | - |
| 71 | Arts, entertainment & recreation | 90 | 286 | 1 699 | 14 | 10 | 1 | 1 | 2 | - | - | - | - | - |

See footnotes at end of table.

Table 6. **Counties—Employees, Payroll, and Establishments by Industry: 2001—Con.**

[Excludes most government employees, railroad employees, and self-employed persons. Size class 1 to 4 includes establishments with payroll, but no employees, during mid-March pay period. (D) denotes figures withheld to avoid disclosing data for individual companies; the data are included in broader industry totals. Detailed industries with 100 or more employees are shown if industry was not a (D). For explanation of terms, abbreviations, and data reliability/comparability, see introductory text]

| NAICS code | Industry | Number of employees for week including March 12 | Payroll (\$1,000) | | Total number of establishments | Number of establishments by employment-size class | | | | | | | | |
|--------------------|--|---|-------------------|----------------|--------------------------------|---|------------|-----------|-----------|----------|------------|------------|------------|---------------|
| | | | First quarter | Annual | | 1 to 4 | 5 to 9 | 10 to 19 | 20 to 49 | 50 to 99 | 100 to 249 | 250 to 499 | 500 to 999 | 1,000 or more |
| WARREN—Con. | | | | | | | | | | | | | | |
| 72 | Accommodation & food services | 765 | 1 244 | 5 729 | 54 | 18 | 7 | 14 | 14 | 1 | — | — | — | — |
| 722 | Food services & drinking places | 713 | 1 165 | 5 430 | 46 | 12 | 7 | 13 | 13 | 1 | — | — | — | — |
| 7221 | Full-service restaurants | 363 | 596 | 2 676 | 21 | 4 | 4 | 6 | 6 | 1 | — | — | — | — |
| 72211 | Full-service restaurants | 363 | 596 | 2 676 | 21 | 4 | 4 | 6 | 6 | 1 | — | — | — | — |
| 722110 | Full-service restaurants | 363 | 596 | 2 676 | 21 | 4 | 4 | 6 | 6 | 1 | — | — | — | — |
| 7222 | Limited-service eating places | 283 | 440 | 2 121 | 18 | 4 | 1 | 7 | 6 | — | — | — | — | — |
| 72221 | Limited-service eating places | 283 | 440 | 2 121 | 18 | 4 | 1 | 7 | 6 | — | — | — | — | — |
| 722211 | Limited-service restaurants | 221 | 382 | 1 776 | 14 | 3 | — | 6 | 5 | — | — | — | — | — |
| 81 | Other services (except public administration) | 387 | 1 172 | 5 127 | 103 | 74 | 21 | 6 | 2 | — | — | — | — | — |
| 813 | Religious, grantmaking, civic, prof & like organizations | 230 | 557 | 2 412 | 48 | 32 | 10 | 4 | 2 | — | — | — | — | — |
| 8131 | Religious organizations | 186 | 378 | 1 666 | 38 | 25 | 8 | 3 | 2 | — | — | — | — | — |
| 81311 | Religious organizations | 186 | 378 | 1 666 | 38 | 25 | 8 | 3 | 2 | — | — | — | — | — |
| 813110 | Religious organizations | 186 | 378 | 1 666 | 38 | 25 | 8 | 3 | 2 | — | — | — | — | — |
| 99 | Unclassified establishments | 2 | 8 | 67 | 8 | 8 | — | — | — | — | — | — | — | — |
| WASHINGTON | | | | | | | | | | | | | | |
| | Total | 5 783 | 29 299 | 126 942 | 683 | 414 | 139 | 75 | 37 | 8 | 10 | — | — | — |
| 11 | Forestry, fishing, hunting, and agriculture support | (A) | (D) | (D) | 2 | 2 | — | — | — | — | — | — | — | — |
| 21 | Mining | 17 | 136 | 608 | 4 | 3 | — | 1 | — | — | — | — | — | — |
| 22 | Utilities | (B) | (D) | (D) | 1 | — | — | — | 1 | — | — | — | — | — |
| 23 | Construction | 501 | 2 660 | 14 712 | 123 | 90 | 25 | 6 | 1 | 1 | — | — | — | — |
| 233 | Building, developing & general contracting | 133 | 661 | 3 088 | 37 | 26 | 9 | 2 | — | — | — | — | — | — |
| 234 | Heavy construction | 107 | 915 | 5 638 | 10 | 7 | 1 | 1 | — | 1 | — | — | — | — |
| 235 | Special trade contractors | 261 | 1 084 | 5 986 | 76 | 57 | 15 | 3 | 1 | — | — | — | — | — |
| 31-33 | Manufacturing | 1 286 | 10 074 | 42 872 | 34 | 12 | 7 | 4 | 4 | 1 | 6 | — | — | — |
| 323 | Printing & related support activities | (C) | (D) | (D) | 3 | 1 | 1 | — | — | — | 1 | — | — | — |
| 3231 | Printing & related support activities | (C) | (D) | (D) | 3 | 1 | 1 | — | — | — | 1 | — | — | — |
| 32311 | Printing | (C) | (D) | (D) | 3 | 1 | 1 | — | — | — | 1 | — | — | — |
| 326 | Plastics & rubber products mfg | (C) | (D) | (D) | 3 | 1 | — | — | 1 | — | 1 | — | — | — |
| 3261 | Plastics product mfg | (C) | (D) | (D) | 3 | 1 | — | — | 1 | — | 1 | — | — | — |
| 32619 | Other plastics product mfg | (C) | (D) | (D) | 2 | 1 | — | — | — | — | 1 | — | — | — |
| 331 | Primary metal mfg | (C) | (D) | (D) | 1 | — | — | — | — | — | 1 | — | — | — |
| 3312 | Steel product mfg from purchased steel | (C) | (D) | (D) | 1 | — | — | — | — | — | 1 | — | — | — |
| 33122 | Rolling & drawing of purchased steel | (C) | (D) | (D) | 1 | — | — | — | — | — | 1 | — | — | — |
| 332 | Fabricated metal product mfg | (C) | (D) | (D) | 4 | — | 3 | — | — | — | 1 | — | — | — |
| 3329 | Other fabricated metal product mfg | (C) | (D) | (D) | 1 | — | — | — | — | — | 1 | — | — | — |
| 33291 | Metal valve mfg | (C) | (D) | (D) | 1 | — | — | — | — | — | 1 | — | — | — |
| 336 | Transportation equipment mfg | (C) | (D) | (D) | 3 | 1 | — | 1 | — | — | 1 | — | — | — |
| 3363 | Motor vehicle parts mfg | (C) | (D) | (D) | 1 | — | — | — | — | — | 1 | — | — | — |
| 33639 | Other motor vehicle parts mfg | (C) | (D) | (D) | 1 | — | — | — | — | — | 1 | — | — | — |
| 339 | Miscellaneous mfg | (C) | (D) | (D) | 1 | — | — | — | — | — | 1 | — | — | — |
| 3391 | Medical equipment & supplies mfg | (C) | (D) | (D) | 1 | — | — | — | — | — | 1 | — | — | — |
| 33911 | Medical equipment & supplies mfg | (C) | (D) | (D) | 1 | — | — | — | — | — | 1 | — | — | — |
| 42 | Wholesale trade | 204 | 1 263 | 5 542 | 32 | 20 | 5 | 4 | 3 | — | — | — | — | — |
| 422 | Wholesale trade, nondurable goods | 117 | 600 | 3 003 | 22 | 15 | 4 | 1 | 2 | — | — | — | — | — |
| 44-45 | Retail trade | 1 146 | 4 757 | 18 595 | 128 | 64 | 35 | 16 | 10 | 2 | 1 | — | — | — |
| 444 | Bldg material & garden equip & supp dealers | 153 | 929 | 3 425 | 26 | 14 | 9 | 2 | 1 | — | — | — | — | — |
| 445 | Food & beverage stores | 282 | 881 | 3 570 | 11 | 3 | 3 | 1 | 3 | — | 1 | — | — | — |
| 4451 | Grocery stores | (C) | (D) | (D) | 7 | 2 | 1 | 1 | 2 | — | 1 | — | — | — |
| 44511 | Grocery (except convenience) stores | 234 | 784 | 3 148 | 5 | 1 | — | 1 | 2 | — | 1 | — | — | — |
| 445110 | Grocery (except convenience) stores | 234 | 784 | 3 148 | 5 | 1 | — | 1 | 2 | — | 1 | — | — | — |
| 447 | Gasoline stations | 193 | 380 | 1 638 | 16 | 6 | 4 | 3 | 2 | 1 | — | — | — | — |
| 4471 | Gasoline stations | 193 | 380 | 1 638 | 16 | 6 | 4 | 3 | 2 | 1 | — | — | — | — |
| 44711 | Gasoline stations with convenience stores | 170 | 330 | 1 393 | 10 | 2 | 2 | 3 | 2 | 1 | — | — | — | — |
| 447110 | Gasoline stations with convenience stores | 170 | 330 | 1 393 | 10 | 2 | 2 | 3 | 2 | 1 | — | — | — | — |
| 452 | General merchandise stores | 128 | 421 | 1 911 | 4 | — | 2 | — | 1 | 1 | — | — | — | — |
| 454 | Nonstore retailers | 114 | 931 | 2 788 | 12 | 6 | 2 | 1 | 3 | — | — | — | — | — |
| 48-49 | Transportation & warehousing | 117 | 562 | 2 435 | 33 | 25 | 5 | 2 | 1 | — | — | — | — | — |
| 51 | Information | 104 | 574 | 2 219 | 11 | 4 | 3 | 3 | 1 | — | — | — | — | — |
| 52 | Finance & insurance | 243 | 1 532 | 6 785 | 42 | 27 | 7 | 5 | 3 | — | — | — | — | — |
| 522 | Credit intermediation & related activities | 155 | 1 082 | 4 609 | 15 | 5 | 4 | 3 | 3 | — | — | — | — | — |
| 5221 | Depository credit intermediation | 155 | 1 082 | 4 609 | 15 | 5 | 4 | 3 | 3 | — | — | — | — | — |
| 52211 | Commercial banking | (C) | (D) | (D) | 13 | 4 | 4 | 3 | 2 | — | — | — | — | — |
| 53 | Real estate & rental & leasing | 26 | 53 | 241 | 11 | 9 | 1 | 1 | — | — | — | — | — | — |
| 54 | Professional, scientific & technical services | 126 | 505 | 2 195 | 51 | 42 | 7 | 2 | — | — | — | — | — | — |
| 541 | Professional, scientific & technical services | 126 | 505 | 2 195 | 51 | 42 | 7 | 2 | — | — | — | — | — | — |

See footnotes at end of table.

Table 6. Counties—Employees, Payroll, and Establishments by Industry: 2001—Con.

[Excludes most government employees, railroad employees, and self-employed persons. Size class 1 to 4 includes establishments with payroll, but no employees, during mid-March pay period. (D) denotes figures withheld to avoid disclosing data for individual companies; the data are included in broader industry totals. Detailed industries with 100 or more employees are shown if industry was not a (D). For explanation of terms, abbreviations, and data reliability/comparability, see introductory text]

| NAICS code | Industry | Number of employees for week including March 12 | Payroll (\$1,000) | | Total number of establishments | Number of establishments by employment-size class | | | | | | | | |
|------------------------|---|---|-------------------|--------|--------------------------------|---|--------|----------|----------|----------|------------|------------|------------|---------------|
| | | | First quarter | Annual | | 1 to 4 | 5 to 9 | 10 to 19 | 20 to 49 | 50 to 99 | 100 to 249 | 250 to 499 | 500 to 999 | 1,000 or more |
| WASHINGTON—Con. | | | | | | | | | | | | | | |
| 56 | Admin, support, waste mgt, remediation services | 72 | 334 | 1 613 | 24 | 19 | 2 | 3 | — | — | — | — | — | — |
| 61 | Educational services | (B) | (D) | (D) | 3 | 2 | — | — | 1 | — | — | — | — | — |
| 62 | Health care and social assistance | 1 086 | 4 439 | 18 959 | 52 | 20 | 12 | 10 | 3 | 4 | 3 | — | — | — |
| 621 | Ambulatory health care services | 193 | 1 141 | 4 943 | 31 | 16 | 8 | 6 | 1 | — | — | — | — | — |
| 622 | Hospitals | (C) | (D) | (D) | 1 | — | — | — | — | — | 1 | — | — | — |
| 6221 | General medical & surgical hospitals | (C) | (D) | (D) | 1 | — | — | — | — | — | 1 | — | — | — |
| 62211 | General medical & surgical hospitals | (C) | (D) | (D) | 1 | — | — | — | — | — | 1 | — | — | — |
| 623 | Nursing & residential care facilities | 480 | 1 861 | 7 603 | 8 | — | — | 2 | 1 | 4 | 1 | — | — | — |
| 6231 | Nursing care facilities | (C) | (D) | (D) | 2 | — | — | — | — | — | 2 | — | — | — |
| 62311 | Nursing care facilities | (C) | (D) | (D) | 2 | — | — | — | — | — | 2 | — | — | — |
| 6232 | Residential mental retardation, health facil | 102 | 398 | 1 673 | 4 | — | — | 2 | 1 | 1 | — | — | — | — |
| 6233 | Community care facilities for the elderly | (C) | (D) | (D) | 2 | — | — | — | — | 1 | 1 | — | — | — |
| 62331 | Community care facilities for the elderly | (C) | (D) | (D) | 2 | — | — | — | — | 1 | 1 | — | — | — |
| 624 | Social assistance | (C) | (D) | (D) | 12 | 4 | 4 | 2 | 1 | — | 1 | — | — | — |
| 6243 | Vocational rehabilitation services | (C) | (D) | (D) | 1 | — | — | — | — | — | 1 | — | — | — |
| 62431 | Vocational rehabilitation services | (C) | (D) | (D) | 1 | — | — | — | — | — | 1 | — | — | — |
| 71 | Arts, entertainment & recreation | 24 | 55 | 347 | 9 | 6 | 3 | — | — | — | — | — | — | — |
| 72 | Accommodation & food services | 410 | 666 | 2 882 | 40 | 13 | 11 | 9 | 7 | — | — | — | — | — |
| 722 | Food services & drinking places | 381 | 612 | 2 644 | 36 | 11 | 10 | 9 | 6 | — | — | — | — | — |
| 7221 | Full-service restaurants | 182 | 305 | 1 244 | 17 | 4 | 5 | 6 | 2 | — | — | — | — | — |
| 72211 | Full-service restaurants | 182 | 305 | 1 244 | 17 | 4 | 5 | 6 | 2 | — | — | — | — | — |
| 722110 | Full-service restaurants | 182 | 305 | 1 244 | 17 | 4 | 5 | 6 | 2 | — | — | — | — | — |
| 7222 | Limited-service eating places | 187 | 285 | 1 266 | 14 | 4 | 3 | 3 | 4 | — | — | — | — | — |
| 72221 | Limited-service eating places | 187 | 285 | 1 266 | 14 | 4 | 3 | 3 | 4 | — | — | — | — | — |
| 81 | Other services (except public administration) | 345 | 986 | 4 357 | 76 | 49 | 16 | 9 | 2 | — | — | — | — | — |
| 811 | Repair & maintenance | 112 | 497 | 1 938 | 18 | 8 | 5 | 5 | — | — | — | — | — | — |
| 813 | Religious, grantmaking, civic, prof & like organizations | 196 | 400 | 1 798 | 39 | 24 | 9 | 4 | 2 | — | — | — | — | — |
| 8131 | Religious organizations | 132 | 296 | 1 342 | 26 | 15 | 7 | 3 | 1 | — | — | — | — | — |
| 81311 | Religious organizations | 132 | 296 | 1 342 | 26 | 15 | 7 | 3 | 1 | — | — | — | — | — |
| 813110 | Religious organizations | 132 | 296 | 1 342 | 26 | 15 | 7 | 3 | 1 | — | — | — | — | — |
| 95 | Auxiliaries (exc corporate, subsidiary & regional mgt) | (A) | (D) | (D) | 1 | 1 | — | — | — | — | — | — | — | — |
| 99 | Unclassified establishments | 2 | 2 | 25 | 6 | 6 | — | — | — | — | — | — | — | — |
| WAYNE | | | | | | | | | | | | | | |
| | Total | 1 394 | 6 059 | 25 166 | 177 | 111 | 37 | 16 | 7 | 4 | 2 | — | — | — |
| 22 | Utilities | (A) | (D) | (D) | 1 | 1 | — | — | — | — | — | — | — | — |
| 23 | Construction | 28 | 121 | 610 | 16 | 14 | 2 | — | — | — | — | — | — | — |
| 31-33 | Manufacturing | 437 | 2 194 | 9 478 | 14 | 4 | 3 | 1 | 2 | 3 | 1 | — | — | — |
| 335 | Electrical equip, appliance & component mfg | (C) | (D) | (D) | 1 | — | — | — | — | — | 1 | — | — | — |
| 3359 | Other electrical equipment & component mfg | (C) | (D) | (D) | 1 | — | — | — | — | — | 1 | — | — | — |
| 33591 | Battery mfg | (C) | (D) | (D) | 1 | — | — | — | — | — | 1 | — | — | — |
| 42 | Wholesale trade | 115 | 532 | 2 261 | 13 | 5 | 3 | 4 | 1 | — | — | — | — | — |
| 44-45 | Retail trade | 231 | 821 | 3 456 | 36 | 19 | 8 | 6 | 3 | — | — | — | — | — |
| 48-49 | Transportation & warehousing | 45 | 206 | 870 | 11 | 6 | 5 | — | — | — | — | — | — | — |
| 51 | Information | 12 | 25 | 98 | 4 | 3 | 1 | — | — | — | — | — | — | — |
| 52 | Finance & insurance | (B) | (D) | (D) | 9 | 8 | — | 1 | — | — | — | — | — | — |
| 53 | Real estate & rental & leasing | (A) | (D) | (D) | 1 | 1 | — | — | — | — | — | — | — | — |
| 54 | Professional, scientific & technical services | 45 | 160 | 614 | 10 | 6 | 3 | 1 | — | — | — | — | — | — |
| 56 | Admin, support, waste mgt, remediation services | (A) | (D) | (D) | 2 | 2 | — | — | — | — | — | — | — | — |
| 62 | Health care and social assistance | 366 | 1 686 | 6 385 | 23 | 11 | 6 | 3 | 1 | 1 | 1 | — | — | — |
| 622 | Hospitals | (C) | (D) | (D) | 1 | — | — | — | — | — | 1 | — | — | — |
| 6221 | General medical & surgical hospitals | (C) | (D) | (D) | 1 | — | — | — | — | — | 1 | — | — | — |
| 62211 | General medical & surgical hospitals | (C) | (D) | (D) | 1 | — | — | — | — | — | 1 | — | — | — |
| 623 | Nursing & residential care facilities | (C) | (D) | (D) | 3 | — | 1 | — | 1 | 1 | — | — | — | — |
| 6231 | Nursing care facilities | (C) | (D) | (D) | 2 | — | — | — | 1 | 1 | — | — | — | — |
| 62311 | Nursing care facilities | (C) | (D) | (D) | 2 | — | — | — | 1 | 1 | — | — | — | — |
| 71 | Arts, entertainment & recreation | (A) | (D) | (D) | 1 | 1 | — | — | — | — | — | — | — | — |
| 72 | Accommodation & food services | 47 | 72 | 328 | 13 | 8 | 5 | — | — | — | — | — | — | — |
| 81 | Other services (except public administration) | 39 | 109 | 489 | 21 | 20 | 1 | — | — | — | — | — | — | — |
| 99 | Unclassified establishments | (A) | (D) | (D) | 2 | 2 | — | — | — | — | — | — | — | — |

See footnotes at end of table.

Table 6. Counties—Employees, Payroll, and Establishments by Industry: 2001—Con.

[Excludes most government employees, railroad employees, and self-employed persons. Size class 1 to 4 includes establishments with payroll, but no employees, during mid-March pay period. (D) denotes figures withheld to avoid disclosing data for individual companies; the data are included in broader industry totals. Detailed industries with 100 or more employees are shown if industry was not a (D). For explanation of terms, abbreviations, and data reliability/comparability, see introductory text]

| NAICS code | Industry | Number of employees for week including March 12 | Payroll (\$1,000) | | Total number of establishments | Number of establishments by employment-size class | | | | | | | | |
|------------|--|---|-------------------|----------------|--------------------------------|---|------------|------------|------------|-----------|------------|------------|------------|---------------|
| | | | First quarter | Annual | | 1 to 4 | 5 to 9 | 10 to 19 | 20 to 49 | 50 to 99 | 100 to 249 | 250 to 499 | 500 to 999 | 1,000 or more |
| | WEBSTER | | | | | | | | | | | | | |
| | Total | 16 183 | 104 484 | 434 309 | 1 151 | 587 | 268 | 132 | 108 | 31 | 17 | 6 | 2 | - |
| 11 | Forestry, fishing, hunting, and agriculture support | 40 | 199 | 788 | 7 | 4 | 2 | 1 | - | - | - | - | - | - |
| 21 | Mining | (B) | (D) | (D) | 2 | - | 1 | 1 | - | - | - | - | - | - |
| 22 | Utilities | (B) | (D) | (D) | 3 | - | 1 | 1 | - | 1 | - | - | - | - |
| 23 | Construction | 627 | 4 338 | 22 440 | 108 | 72 | 19 | 11 | 5 | 1 | - | - | - | - |
| 233 | Building, developing & general contracting | 228 | 1 521 | 7 174 | 34 | 23 | 5 | 3 | 2 | 1 | - | - | - | - |
| 2333 | Nonresidential building construction | (C) | (D) | (D) | 8 | 4 | - | 1 | 2 | 1 | - | - | - | - |
| 23332 | Commercial & institutional bldg construction .. | 130 | 1 103 | 4 999 | 7 | 4 | - | - | 2 | 1 | - | - | - | - |
| 233320 | Commercial & institutional bldg construction .. | 130 | 1 103 | 4 999 | 7 | 4 | - | - | 2 | 1 | - | - | - | - |
| 235 | Special trade contractors | 329 | 2 068 | 10 269 | 67 | 45 | 12 | 8 | 2 | - | - | - | - | - |
| 2351 | Plumbing, heating & AC contractor | 114 | 880 | 3 914 | 14 | 5 | 4 | 4 | 1 | - | - | - | - | - |
| 23511 | Plumbing, heating & AC contractor | 114 | 880 | 3 914 | 14 | 5 | 4 | 4 | 1 | - | - | - | - | - |
| 235110 | Plumbing, heating & AC contractor | 114 | 880 | 3 914 | 14 | 5 | 4 | 4 | 1 | - | - | - | - | - |
| 31-33 | Manufacturing | 2 127 | 19 401 | 78 448 | 51 | 16 | 13 | 7 | 5 | 6 | 2 | 1 | 1 | - |
| 311 | Food mfg | 365 | 2 708 | 10 637 | 9 | 3 | 2 | 1 | 1 | 1 | 1 | - | - | - |
| 3111 | Animal food mfg | 330 | 2 580 | 10 073 | 5 | - | 2 | 1 | - | 1 | 1 | - | - | - |
| 31111 | Animal food mfg | 330 | 2 580 | 10 073 | 5 | - | 2 | 1 | - | 1 | 1 | - | - | - |
| 325 | Chemical mfg | (F) | (D) | (D) | 5 | 1 | - | 2 | - | 1 | - | - | 1 | - |
| 3254 | Pharmaceutical & medicine mfg | (F) | (D) | (D) | 2 | - | - | 1 | - | - | - | - | - | - |
| 32541 | Pharmaceutical & medicine mfg | (F) | (D) | (D) | 2 | - | - | 1 | - | - | - | - | - | - |
| 327 | Nonmetallic mineral product mfg | (F) | (D) | (D) | 8 | 2 | 2 | - | - | 3 | - | 1 | - | - |
| 3274 | Lime & gypsum product mfg | (F) | (D) | (D) | 4 | - | - | - | - | 3 | - | 1 | - | - |
| 32742 | Gypsum product mfg | (F) | (D) | (D) | 4 | - | - | - | - | 3 | - | 1 | - | - |
| 332 | Fabricated metal product mfg | 152 | 1 297 | 5 196 | 4 | - | 1 | 1 | 1 | - | 1 | - | - | - |
| 3324 | Boiler, tank & shipping container mfg | (C) | (D) | (D) | 1 | - | - | - | - | - | 1 | - | - | - |
| 33243 | Light gauge metal container mfg | (C) | (D) | (D) | 1 | - | - | - | - | - | 1 | - | - | - |
| 42 | Wholesale trade | 976 | 9 798 | 41 186 | 63 | 24 | 13 | 13 | 11 | 1 | - | 1 | - | - |
| 421 | Wholesale trade, durable goods | 425 | 3 441 | 13 924 | 41 | 15 | 9 | 10 | 6 | 1 | - | - | - | - |
| 4218 | Machinery, equipment & supplies whse | 209 | 2 169 | 8 913 | 20 | 7 | 6 | 3 | 4 | - | - | - | - | - |
| 422 | Wholesale trade, nondurable goods | 551 | 6 357 | 27 262 | 22 | 9 | 4 | 3 | 5 | - | - | 1 | - | - |
| 4222 | Drugs & druggists' sundries whse | (E) | (D) | (D) | 1 | - | - | - | - | - | - | 1 | - | - |
| 42221 | Drugs & druggists' sundries whse | (E) | (D) | (D) | 1 | - | - | - | - | - | - | 1 | - | - |
| 44-45 | Retail trade | 3 046 | 12 879 | 52 909 | 233 | 93 | 76 | 34 | 18 | 8 | 3 | 1 | - | - |
| 441 | Motor vehicle & parts dealers | 350 | 2 076 | 8 939 | 33 | 13 | 12 | 5 | 1 | 2 | - | - | - | - |
| 4411 | Automobile dealers | 204 | 1 301 | 5 913 | 14 | 9 | 1 | 1 | 1 | 2 | - | - | - | - |
| 44111 | New car dealers | 177 | 1 117 | 5 123 | 5 | 1 | 1 | - | 1 | 2 | - | - | - | - |
| 441110 | New car dealers | 177 | 1 117 | 5 123 | 5 | 1 | 1 | - | 1 | 2 | - | - | - | - |
| 4413 | Automotive parts, accessories & tire stores | (C) | (D) | (D) | 18 | 4 | 10 | 4 | - | - | - | - | - | - |
| 44131 | Automotive parts, accessories & tire stores | 104 | 538 | 2 032 | 13 | 3 | 7 | 3 | - | - | - | - | - | - |
| 441310 | Automotive parts, accessories & tire stores | 104 | 538 | 2 032 | 13 | 3 | 7 | 3 | - | - | - | - | - | - |
| 442 | Furniture & home furnishing stores | 136 | 671 | 2 681 | 14 | 3 | 4 | 6 | 1 | - | - | - | - | - |
| 444 | Bldg material & garden equip & supp dealers | 419 | 2 894 | 11 367 | 35 | 13 | 14 | 3 | 4 | - | 1 | - | - | - |
| 4441 | Building material & supplies dealers | 308 | 2 079 | 7 326 | 21 | 8 | 9 | 1 | 2 | - | 1 | - | - | - |
| 44411 | Home centers | (C) | (D) | (D) | 4 | 2 | - | - | 1 | - | 1 | - | - | - |
| 44419 | Other building material dealers | 118 | 1 073 | 3 669 | 14 | 4 | 8 | 1 | 1 | - | - | - | - | - |
| 444190 | Other building material dealers | 118 | 1 073 | 3 669 | 14 | 4 | 8 | 1 | 1 | - | - | - | - | - |
| 4442 | Lawn & garden equip & supplies stores | 111 | 815 | 4 041 | 14 | 5 | 5 | 2 | 2 | - | - | - | - | - |
| 44422 | Nursery & garden centers | (C) | (D) | (D) | 13 | 5 | 4 | 2 | 2 | - | - | - | - | - |
| 445 | Food & beverage stores | 376 | 1 224 | 5 249 | 16 | 8 | 3 | 3 | - | 1 | 1 | - | - | - |
| 4451 | Grocery stores | 364 | 1 188 | 5 124 | 12 | 6 | 1 | 3 | - | 1 | 1 | - | - | - |
| 44511 | Grocery (except convenience) stores | 328 | 1 120 | 4 757 | 6 | 2 | 1 | 1 | - | 1 | 1 | - | - | - |
| 445110 | Grocery (except convenience) stores | 328 | 1 120 | 4 757 | 6 | 2 | 1 | 1 | - | 1 | 1 | - | - | - |
| 446 | Health & personal care stores | 146 | 583 | 2 693 | 13 | 5 | 3 | 1 | 4 | - | - | - | - | - |
| 4461 | Health & personal care stores | 146 | 583 | 2 693 | 13 | 5 | 3 | 1 | 4 | - | - | - | - | - |
| 447 | Gasoline stations | 184 | 626 | 2 482 | 26 | 8 | 13 | 5 | - | - | - | - | - | - |
| 4471 | Gasoline stations | 184 | 626 | 2 482 | 26 | 8 | 13 | 5 | - | - | - | - | - | - |
| 44711 | Gasoline stations with convenience stores | 126 | 395 | 1 488 | 17 | 3 | 11 | 3 | - | - | - | - | - | - |
| 447110 | Gasoline stations with convenience stores | 126 | 395 | 1 488 | 17 | 3 | 11 | 3 | - | - | - | - | - | - |
| 448 | Clothing & clothing accessories stores | 153 | 447 | 1 598 | 26 | 10 | 13 | 2 | 1 | - | - | - | - | - |
| 4481 | Clothing stores | 103 | 250 | 861 | 16 | 6 | 8 | 1 | 1 | - | - | - | - | - |
| 451 | Sporting goods, hobby, book & music stores | 123 | 420 | 1 551 | 16 | 6 | 5 | 3 | 2 | - | - | - | - | - |
| 452 | General merchandise stores | 852 | 2 963 | 12 480 | 14 | 5 | 1 | - | 2 | 4 | 1 | 1 | - | - |
| 4521 | Department stores | 772 | 2 754 | 11 588 | 6 | - | - | - | - | 4 | 1 | 1 | - | - |
| 45211 | Department stores | 772 | 2 754 | 11 588 | 6 | - | - | - | - | 4 | 1 | 1 | - | - |
| 452110 | Department stores | 772 | 2 754 | 11 588 | 6 | - | - | - | - | 4 | 1 | 1 | - | - |
| 453 | Miscellaneous store retailers | 213 | 567 | 2 404 | 25 | 13 | 4 | 5 | 3 | - | - | - | - | - |
| 48-49 | Transportation & warehousing | 1 341 | 9 810 | 40 272 | 51 | 28 | 10 | 2 | 7 | 2 | - | 2 | - | - |
| 484 | Truck transportation | 1 223 | 9 190 | 37 679 | 36 | 18 | 7 | 2 | 5 | 2 | - | 2 | - | - |
| 4841 | General freight trucking | 1 199 | 9 082 | 37 184 | 27 | 11 | 6 | 1 | 5 | 2 | - | 2 | - | - |
| 48412 | General freight trucking, long-distance | 1 153 | 8 798 | 35 880 | 21 | 8 | 4 | 1 | 4 | 2 | - | 2 | - | - |
| 484121 | General freight trucking, long-distance, TL .. | 1 110 | 8 405 | 34 094 | 18 | 8 | 2 | 1 | 3 | 2 | - | 2 | - | - |

See footnotes at end of table.

Table 6. Counties—Employees, Payroll, and Establishments by Industry: 2001—Con.

[Excludes most government employees, railroad employees, and self-employed persons. Size class 1 to 4 includes establishments with payroll, but no employees, during mid-March pay period. (D) denotes figures withheld to avoid disclosing data for individual companies; the data are included in broader industry totals. Detailed industries with 100 or more employees are shown if industry was not a (D). For explanation of terms, abbreviations, and data reliability/comparability, see introductory text]

| NAICS code | Industry | Number of employees for week including March 12 | Payroll (\$1,000) | | Total number of establishments | Number of establishments by employment-size class | | | | | | | | |
|---------------------|--|---|-------------------|---------------|--------------------------------|---|-----------|-----------|-----------|----------|------------|------------|------------|---------------|
| | | | First quarter | Annual | | 1 to 4 | 5 to 9 | 10 to 19 | 20 to 49 | 50 to 99 | 100 to 249 | 250 to 499 | 500 to 999 | 1,000 or more |
| WEBSTER—Con. | | | | | | | | | | | | | | |
| 51 | Information | 633 | 4 129 | 17 501 | 35 | 13 | 9 | 6 | 4 | 1 | 2 | | | |
| 511 | Publishing industries | 412 | 2 493 | 10 789 | 14 | 4 | 5 | 2 | 1 | | 2 | | | |
| 5111 | Newspaper, periodical, book, database publishers | (E) | (D) | (D) | 13 | 3 | 5 | 2 | 1 | | 2 | | | |
| 51111 | Newspaper publishers | (C) | (D) | (D) | 5 | 1 | 3 | | | | 1 | | | |
| 51112 | Periodical publishers | (E) | (D) | (D) | 7 | 1 | 2 | 2 | 1 | | 1 | | | |
| 513 | Broadcasting & telecommunications | 190 | 1 550 | 6 326 | 15 | 5 | 3 | 3 | 3 | 1 | | | | |
| 52 | Finance & insurance | 509 | 4 647 | 16 648 | 73 | 50 | 15 | 3 | 3 | 1 | 1 | | | |
| 522 | Credit intermediation & related activities | 383 | 2 915 | 11 741 | 28 | 12 | 9 | 2 | 3 | 1 | 1 | | | |
| 5221 | Depository credit intermediation | 349 | 2 649 | 10 536 | 22 | 8 | 8 | 2 | 2 | 1 | 1 | | | |
| 52211 | Commercial banking | 161 | 1 493 | 5 546 | 16 | 7 | 5 | 2 | 1 | 1 | | | | |
| 522110 | Commercial banking | 161 | 1 493 | 5 546 | 16 | 7 | 5 | 2 | 1 | 1 | | | | |
| 52212 | Savings institutions | (C) | (D) | (D) | 1 | | | | | | 1 | | | |
| 53 | Real estate & rental & leasing | 117 | 500 | 1 974 | 37 | 28 | 5 | 4 | | | | | | |
| 54 | Professional, scientific & technical services | 356 | 2 519 | 11 554 | 69 | 44 | 14 | 8 | 3 | | | | | |
| 541 | Professional, scientific & technical services | 356 | 2 519 | 11 554 | 69 | 44 | 14 | 8 | 3 | | | | | |
| 55 | Management of companies & enterprises | 316 | 3 282 | 14 195 | 7 | 1 | | 1 | 3 | | 2 | | | |
| 551 | Management of companies & enterprises | 316 | 3 282 | 14 195 | 7 | 1 | | 1 | 3 | | 2 | | | |
| 5511 | Management of companies & enterprises | 316 | 3 282 | 14 195 | 7 | 1 | | 1 | 3 | | 2 | | | |
| 55111 | Management of companies & enterprises | 316 | 3 282 | 14 195 | 7 | 1 | | 1 | 3 | | 2 | | | |
| 56 | Admin, support, waste mgt, remediation services | 319 | 1 413 | 6 316 | 38 | 19 | 8 | 8 | 3 | | | | | |
| 561 | Administrative & support services | 273 | 1 199 | 5 389 | 32 | 16 | 7 | 6 | 3 | | | | | |
| 5617 | Services to buildings & dwellings | 103 | 273 | 1 314 | 15 | 9 | 2 | 3 | 1 | | | | | |
| 61 | Educational services | 295 | 1 266 | 5 251 | 8 | 3 | 2 | | 1 | | 2 | | | |
| 611 | Educational services | 295 | 1 266 | 5 251 | 8 | 3 | 2 | | 1 | | 2 | | | |
| 6111 | Elementary & secondary schools | (E) | (D) | (D) | 4 | 1 | 1 | | | | 2 | | | |
| 61111 | Elementary & secondary schools | (E) | (D) | (D) | 4 | 1 | 1 | | | | 2 | | | |
| 62 | Health care and social assistance | 2 924 | 19 280 | 80 146 | 101 | 48 | 22 | 5 | 16 | 4 | 4 | 1 | 1 | |
| 621 | Ambulatory health care services | 510 | 4 761 | 19 935 | 60 | 37 | 13 | 5 | 4 | | 1 | | | |
| 6211 | Offices of physicians | 289 | 3 409 | 13 933 | 23 | 15 | 2 | 3 | 2 | | 1 | | | |
| 62111 | Offices of physicians | 289 | 3 409 | 13 933 | 23 | 15 | 2 | 3 | 2 | | 1 | | | |
| 622 | Hospitals | (F) | (D) | (D) | 2 | | | | | | 1 | | 1 | |
| 6221 | General medical & surgical hospitals | (F) | (D) | (D) | 2 | | | | | | 1 | | 1 | |
| 62211 | General medical & surgical hospitals | (F) | (D) | (D) | 2 | | | | | | 1 | | 1 | |
| 623 | Nursing & residential care facilities | 1 030 | 4 375 | 18 101 | 14 | 2 | | | 6 | 3 | 2 | 1 | | |
| 6231 | Nursing care facilities | 249 | 1 008 | 4 341 | 4 | 1 | | | 1 | 1 | 1 | | | |
| 62311 | Nursing care facilities | 249 | 1 008 | 4 341 | 4 | 1 | | | 1 | 1 | 1 | | | |
| 623110 | Nursing care facilities | 249 | 1 008 | 4 341 | 4 | 1 | | | 1 | 1 | 1 | | | |
| 6232 | Residential mental retardation, health facil | (C) | (D) | (D) | 3 | | | | 2 | 1 | | | | |
| 62321 | Residential mental retardation facilities | (C) | (D) | (D) | 2 | | | | 1 | 1 | | | | |
| 6233 | Community care facilities for the elderly | 558 | 2 418 | 9 174 | 4 | | | | 1 | 1 | 1 | 1 | | |
| 62331 | Community care facilities for the elderly | 558 | 2 418 | 9 174 | 4 | | | | 1 | 1 | 1 | 1 | | |
| 624 | Social assistance | (E) | (D) | (D) | 25 | 9 | 9 | | 6 | | 1 | | | |
| 6241 | Individual & family services | 275 | 1 577 | 6 103 | 6 | 1 | 2 | | 2 | | 1 | | | |
| 62411 | Child & youth services | (C) | (D) | (D) | 1 | | | | | | 1 | | | |
| 71 | Arts, entertainment & recreation | 180 | 269 | 1 272 | 15 | 6 | 6 | 1 | 1 | 1 | | | | |
| 713 | Amusement, gambling & recreation industries | 154 | 182 | 864 | 10 | 3 | 5 | | 1 | 1 | | | | |
| 7139 | Other amusement & recreation industries | 154 | 182 | 864 | 10 | 3 | 5 | | 1 | 1 | | | | |
| 72 | Accommodation & food services | 1 293 | 3 050 | 13 270 | 90 | 43 | 9 | 10 | 24 | 4 | | | | |
| 721 | Accommodation | 145 | 437 | 1 880 | 8 | 3 | | 2 | 2 | 1 | | | | |
| 7211 | Traveler accommodation | (C) | (D) | (D) | 7 | 2 | | 2 | 2 | 1 | | | | |
| 72111 | Hotels (exc casino hotels) & motels | (C) | (D) | (D) | 7 | 2 | | 2 | 2 | 1 | | | | |
| 722 | Food services & drinking places | 1 148 | 2 613 | 11 390 | 82 | 40 | 9 | 8 | 22 | 3 | | | | |
| 7221 | Full-service restaurants | 408 | 873 | 3 832 | 32 | 15 | 5 | 5 | 6 | 1 | | | | |
| 72211 | Full-service restaurants | 408 | 873 | 3 832 | 32 | 15 | 5 | 5 | 6 | 1 | | | | |
| 722110 | Full-service restaurants | 408 | 873 | 3 832 | 32 | 15 | 5 | 5 | 6 | 1 | | | | |
| 7222 | Limited-service eating places | 616 | 1 408 | 6 211 | 27 | 8 | 1 | 3 | 13 | 2 | | | | |
| 72221 | Limited-service eating places | 616 | 1 408 | 6 211 | 27 | 8 | 1 | 3 | 13 | 2 | | | | |
| 722211 | Limited-service restaurants | 614 | 1 403 | 6 170 | 23 | 4 | 1 | 3 | 13 | 2 | | | | |
| 7224 | Drinking places (alcoholic beverages) | (C) | (D) | (D) | 21 | 16 | 3 | | 2 | | | | | |
| 72241 | Drinking places (alcoholic beverages) | (C) | (D) | (D) | 21 | 16 | 3 | | 2 | | | | | |
| 81 | Other services (except public administration) | 788 | 2 974 | 12 727 | 147 | 85 | 41 | 16 | 4 | 1 | | | | |
| 811 | Repair & maintenance | 191 | 1 000 | 4 206 | 39 | 29 | 5 | 3 | 2 | | | | | |
| 8111 | Automotive repair & maintenance | 174 | 922 | 3 708 | 30 | 22 | 3 | 3 | 2 | | | | | |
| 812 | Personal & laundry services | 221 | 906 | 4 081 | 39 | 25 | 8 | 5 | | 1 | | | | |
| 813 | Religious, grantmaking, civic, prof & like organizations | 376 | 1 068 | 4 440 | 69 | 31 | 28 | 8 | 2 | | | | | |
| 8131 | Religious organizations | 254 | 759 | 3 075 | 43 | 19 | 17 | 5 | 2 | | | | | |
| 81311 | Religious organizations | 254 | 759 | 3 075 | 43 | 19 | 17 | 5 | 2 | | | | | |
| 813110 | Religious organizations | 254 | 759 | 3 075 | 43 | 19 | 17 | 5 | 2 | | | | | |

See footnotes at end of table.

Table 6. Counties—Employees, Payroll, and Establishments by Industry: 2001—Con.

[Excludes most government employees, railroad employees, and self-employed persons. Size class 1 to 4 includes establishments with payroll, but no employees, during mid-March pay period. (D) denotes figures withheld to avoid disclosing data for individual companies; the data are included in broader industry totals. Detailed industries with 100 or more employees are shown if industry was not a (D). For explanation of terms, abbreviations, and data reliability/comparability, see introductory text]

| NAICS code | Industry | Number of employees for week including March 12 | Payroll (\$1,000) | | Total number of establishments | Number of establishments by employment-size class | | | | | | | | | |
|---------------------|--|---|-------------------|----------------|--------------------------------|---|-----------|-----------|-----------|-----------|------------|------------|------------|---------------|----------|
| | | | First quarter | Annual | | 1 to 4 | 5 to 9 | 10 to 19 | 20 to 49 | 50 to 99 | 100 to 249 | 250 to 499 | 500 to 999 | 1,000 or more | |
| WEBSTER—Con. | | | | | | | | | | | | | | | |
| 95 | Auxiliaries (exc corporate, subsidiary & regional mgt) | (C) | (D) | (D) | 5 | 2 | 2 | — | — | — | — | 1 | — | — | — |
| 99 | Unclassified establishments | 8 | 12 | 45 | 8 | 8 | — | — | — | — | — | — | — | — | — |
| WINNEBAGO | | | | | | | | | | | | | | | |
| | Total | 7 700 | 45 719 | 196 769 | 370 | 229 | 61 | 41 | 20 | 10 | 6 | 1 | 1 | 1 | 1 |
| 11 | Forestry, fishing, hunting, and agriculture support | (A) | (D) | (D) | 3 | 3 | — | — | — | — | — | — | — | — | — |
| 22 | Utilities | 40 | 510 | 1 897 | 3 | — | 2 | — | 1 | — | — | — | — | — | — |
| 23 | Construction | 238 | 1 604 | 8 484 | 45 | 33 | 6 | 3 | 2 | 1 | — | — | — | — | — |
| 233 | Building, developing & general contracting | (C) | (D) | (D) | 11 | 8 | 1 | — | 1 | 1 | — | — | — | — | — |
| 235 | Special trade contractors | (C) | (D) | (D) | 30 | 23 | 4 | 3 | — | — | — | — | — | — | — |
| 31-33 | Manufacturing | 4 377 | 30 490 | 132 067 | 17 | 5 | 5 | — | 2 | 1 | 1 | 1 | 1 | 1 | 1 |
| 311 | Food mfg | (C) | (D) | (D) | 2 | 1 | — | — | — | — | 1 | — | — | — | — |
| 3114 | Fruit & veg preserving & specialty food mfg | (C) | (D) | (D) | 1 | — | — | — | — | — | 1 | — | — | — | — |
| 31141 | Frozen food mfg | (C) | (D) | (D) | 1 | — | — | — | — | — | 1 | — | — | — | — |
| 332 | Fabricated metal product mfg | (E) | (D) | (D) | 2 | 1 | — | — | — | — | — | 1 | — | — | — |
| 3323 | Architectural & structural metals mfg | (E) | (D) | (D) | 2 | 1 | — | — | — | — | — | 1 | — | — | — |
| 33232 | Ornamental & architectural metal prod mfg | (E) | (D) | (D) | 2 | 1 | — | — | — | — | — | 1 | — | — | — |
| 334 | Computer & electronic product mfg | (C) | (D) | (D) | 2 | — | — | — | 1 | 1 | — | — | — | — | — |
| 3344 | Semiconductor & oth electronic component mfg | (C) | (D) | (D) | 2 | — | — | — | 1 | 1 | — | — | — | — | — |
| 33441 | Semiconductor & oth electronic component mfg | (C) | (D) | (D) | 2 | — | — | — | 1 | 1 | — | — | — | — | — |
| 336 | Transportation equipment mfg | (H) | (D) | (D) | 2 | — | — | — | — | — | — | — | — | 1 | 1 |
| 3362 | Motor vehicle body & trailer mfg | (H) | (D) | (D) | 1 | — | — | — | — | — | — | — | — | — | 1 |
| 33621 | Motor vehicle body & trailer mfg | (H) | (D) | (D) | 1 | — | — | — | — | — | — | — | — | — | 1 |
| 3363 | Motor vehicle parts mfg | (F) | (D) | (D) | 1 | — | — | — | — | — | — | — | — | 1 | — |
| 33639 | Other motor vehicle parts mfg | (F) | (D) | (D) | 1 | — | — | — | — | — | — | — | — | 1 | — |
| 42 | Wholesale trade | 141 | 751 | 3 487 | 19 | 9 | 4 | 6 | — | — | — | — | — | — | — |
| 422 | Wholesale trade, nondurable goods | 118 | 638 | 3 062 | 13 | 5 | 2 | 6 | — | — | — | — | — | — | — |
| 44-45 | Retail trade | 622 | 2 068 | 8 373 | 75 | 39 | 16 | 14 | 5 | 1 | — | — | — | — | — |
| 445 | Food & beverage stores | 240 | 556 | 2 299 | 10 | 3 | — | 3 | 3 | 1 | — | — | — | — | — |
| 4451 | Grocery stores | (C) | (D) | (D) | 7 | — | — | 3 | 3 | 1 | — | — | — | — | — |
| 44511 | Grocery (except convenience) stores | 222 | 531 | 2 186 | 6 | — | — | 2 | 3 | 1 | — | — | — | — | — |
| 445110 | Grocery (except convenience) stores | 222 | 531 | 2 186 | 6 | — | — | 2 | 3 | 1 | — | — | — | — | — |
| 48-49 | Transportation & warehousing | 165 | 1 177 | 5 526 | 16 | 11 | 1 | 2 | 1 | 1 | — | — | — | — | — |
| 484 | Truck transportation | 163 | 1 174 | 5 521 | 13 | 8 | 1 | 2 | 1 | 1 | — | — | — | — | — |
| 4841 | General freight trucking | (C) | (D) | (D) | 9 | 6 | 1 | — | 1 | 1 | — | — | — | — | — |
| 48412 | General freight trucking, long-distance | (C) | (D) | (D) | 4 | 2 | — | — | 1 | 1 | — | — | — | — | — |
| 51 | Information | 110 | 710 | 2 787 | 11 | 5 | 4 | 1 | — | 1 | — | — | — | — | — |
| 52 | Finance & insurance | 175 | 1 349 | 5 163 | 28 | 22 | 1 | 3 | 1 | 1 | — | — | — | — | — |
| 522 | Credit intermediation & related activities | 123 | 1 058 | 3 907 | 9 | 4 | 1 | 2 | 1 | 1 | — | — | — | — | — |
| 5221 | Depository credit intermediation | 123 | 1 058 | 3 907 | 9 | 4 | 1 | 2 | 1 | 1 | — | — | — | — | — |
| 53 | Real estate & rental & leasing | (A) | (D) | (D) | 6 | 6 | — | — | — | — | — | — | — | — | — |
| 54 | Professional, scientific & technical services | 76 | 471 | 1 823 | 25 | 21 | 4 | — | — | — | — | — | — | — | — |
| 55 | Management of companies & enterprises | (A) | (D) | (D) | 2 | 2 | — | — | — | — | — | — | — | — | — |
| 56 | Admin, support, waste mgt, remediation services | 305 | 979 | 4 100 | 13 | 8 | 1 | 2 | 1 | — | 1 | — | — | — | — |
| 561 | Administrative & support services | (E) | (D) | (D) | 11 | 7 | 1 | 1 | 1 | — | 1 | — | — | — | — |
| 5613 | Employment services | (E) | (D) | (D) | 2 | — | — | — | 1 | — | 1 | — | — | — | — |
| 56133 | Employee leasing services | (C) | (D) | (D) | 1 | — | — | — | — | — | 1 | — | — | — | — |
| 61 | Educational services | (C) | (D) | (D) | 4 | 2 | — | 1 | — | — | 1 | — | — | — | — |
| 611 | Educational services | (C) | (D) | (D) | 4 | 2 | — | 1 | — | — | 1 | — | — | — | — |
| 6113 | Colleges, universities & professional schools | (C) | (D) | (D) | 1 | — | — | — | — | — | 1 | — | — | — | — |
| 61131 | Colleges, universities & professional schools | (C) | (D) | (D) | 1 | — | — | — | — | — | 1 | — | — | — | — |
| 62 | Health care and social assistance | 571 | 2 118 | 8 721 | 31 | 16 | 6 | 1 | 4 | 2 | 2 | — | — | — | — |
| 621 | Ambulatory health care services | 115 | 495 | 2 170 | 16 | 8 | 5 | 1 | 2 | — | — | — | — | — | — |
| 623 | Nursing & residential care facilities | (E) | (D) | (D) | 5 | 1 | — | — | — | 2 | 2 | — | — | — | — |
| 6231 | Nursing care facilities | 275 | 1 010 | 3 995 | 3 | — | — | — | — | 2 | 1 | — | — | — | — |
| 62311 | Nursing care facilities | 275 | 1 010 | 3 995 | 3 | — | — | — | — | 2 | 1 | — | — | — | — |
| 623110 | Nursing care facilities | 275 | 1 010 | 3 995 | 3 | — | — | — | — | 2 | 1 | — | — | — | — |
| 6232 | Residential mental retardation, health facil | (C) | (D) | (D) | 1 | — | — | — | — | — | 1 | — | — | — | — |
| 62321 | Residential mental retardation facilities | (C) | (D) | (D) | 1 | — | — | — | — | — | 1 | — | — | — | — |
| 71 | Arts, entertainment & recreation | (A) | (D) | (D) | 4 | 3 | 1 | — | — | — | — | — | — | — | — |

See footnotes at end of table.

Table 6. Counties—Employees, Payroll, and Establishments by Industry: 2001—Con.

[Excludes most government employees, railroad employees, and self-employed persons. Size class 1 to 4 includes establishments with payroll, but no employees, during mid-March pay period. (D) denotes figures withheld to avoid disclosing data for individual companies; the data are included in broader industry totals. Detailed industries with 100 or more employees are shown if industry was not a (D). For explanation of terms, abbreviations, and data reliability/comparability, see introductory text]

| NAICS code | Industry | Number of employees for week including March 12 | Payroll (\$1,000) | | Total number of establishments | Number of establishments by employment-size class | | | | | | | | |
|-----------------------|---|---|-------------------|----------------|--------------------------------|---|------------|-----------|-----------|-----------|------------|------------|------------|---------------|
| | | | First quarter | Annual | | 1 to 4 | 5 to 9 | 10 to 19 | 20 to 49 | 50 to 99 | 100 to 249 | 250 to 499 | 500 to 999 | 1,000 or more |
| WINNEBAGO—Con. | | | | | | | | | | | | | | |
| 72 | Accommodation & food services | 267 | 362 | 1 586 | 24 | 10 | 4 | 6 | 3 | 1 | — | — | — | — |
| 722 | Food services & drinking places | (E) | (D) | (D) | 23 | 10 | 3 | 6 | 3 | 1 | — | — | — | — |
| 7221 | Full-service restaurants | 114 | 119 | 545 | 14 | 7 | 1 | 5 | 1 | — | — | — | — | — |
| 72211 | Full-service restaurants | 114 | 119 | 545 | 14 | 7 | 1 | 5 | 1 | — | — | — | — | — |
| 722110 | Full-service restaurants | 114 | 119 | 545 | 14 | 7 | 1 | 5 | 1 | — | — | — | — | — |
| 7222 | Limited-service eating places | (C) | (D) | (D) | 5 | 1 | 1 | 1 | 1 | 1 | — | — | — | — |
| 72221 | Limited-service eating places | (C) | (D) | (D) | 5 | 1 | 1 | 1 | 1 | 1 | — | — | — | — |
| 722211 | Limited-service restaurants | 105 | 156 | 657 | 4 | 1 | — | 1 | 1 | 1 | — | — | — | — |
| 81 | Other services (except public administration) | 205 | 440 | 1 843 | 38 | 29 | 6 | 2 | — | 1 | — | — | — | — |
| 813 | Religious, grantmaking, civic, prof & like organizations | 164 | 278 | 1 085 | 23 | 17 | 3 | 2 | — | 1 | — | — | — | — |
| 95 | Auxiliaries (exc corporate, subsidiary & regional mgt) | (C) | (D) | (D) | 1 | — | — | — | — | — | 1 | — | — | — |
| 99 | Unclassified establishments | 3 | 7 | 46 | 5 | 5 | — | — | — | — | — | — | — | — |
| WINNESHIEK | | | | | | | | | | | | | | |
| | Total | 10 155 | 46 441 | 218 468 | 618 | 326 | 133 | 74 | 54 | 18 | 9 | 2 | 1 | 1 |
| 11 | Forestry, fishing, hunting, and agriculture support | 7 | 23 | 127 | 3 | 2 | 1 | — | — | — | — | — | — | — |
| 21 | Mining | 91 | 718 | 6 099 | 3 | — | 1 | 1 | — | 1 | — | — | — | — |
| 22 | Utilities | (B) | (D) | (D) | 2 | — | — | — | 2 | — | — | — | — | — |
| 23 | Construction | 547 | 3 836 | 34 541 | 69 | 51 | 9 | 4 | 3 | 1 | 1 | — | — | — |
| 234 | Heavy construction | 329 | 2 591 | 28 042 | 7 | 3 | — | — | 2 | 1 | 1 | — | — | — |
| 2341 | Highway, street, bridge & tunnel construction ... | 292 | 2 308 | 25 935 | 3 | — | — | — | 1 | 1 | 1 | — | — | — |
| 23411 | Highway & street construction | 292 | 2 308 | 25 935 | 3 | — | — | — | 1 | 1 | 1 | — | — | — |
| 234110 | Highway & street construction | 292 | 2 308 | 25 935 | 3 | — | — | — | 1 | 1 | 1 | — | — | — |
| 235 | Special trade contractors | 124 | 768 | 4 024 | 39 | 32 | 5 | 1 | 1 | — | — | — | — | — |
| 31-33 | Manufacturing | 2 014 | 13 635 | 58 890 | 33 | 15 | 3 | 5 | 3 | 2 | 2 | 2 | 1 | — |
| 311 | Food mfg | 162 | 1 031 | 4 365 | 5 | 2 | — | — | 2 | 1 | — | — | — | — |
| 331 | Primary metal mfg | (E) | (D) | (D) | 1 | — | — | — | — | — | — | 1 | — | — |
| 3315 | Foundries | (E) | (D) | (D) | 1 | — | — | — | — | — | — | 1 | — | — |
| 33152 | Nonferrous metal foundries | (E) | (D) | (D) | 1 | — | — | — | — | — | — | 1 | — | — |
| 332 | Fabricated metal product mfg | (F) | (D) | (D) | 5 | 1 | 1 | 1 | — | — | 1 | — | 1 | — |
| 3327 | Mach shops, turn prod, screw, nut, bolt mfg | (F) | (D) | (D) | 3 | 1 | 1 | — | — | — | — | — | 1 | — |
| 33272 | Turned product & screw, nut & bolt mfg | (F) | (D) | (D) | 1 | — | — | — | — | — | — | — | 1 | — |
| 3329 | Other fabricated metal product mfg | (C) | (D) | (D) | 1 | — | — | — | — | — | 1 | — | — | — |
| 33299 | All other fabricated metal product mfg | (C) | (D) | (D) | 1 | — | — | — | — | — | 1 | — | — | — |
| 334 | Computer & electronic product mfg | (E) | (D) | (D) | 2 | 1 | — | — | — | — | — | 1 | — | — |
| 3345 | Nav, measuring, medical, control instruments mfg | (E) | (D) | (D) | 1 | — | — | — | — | — | — | 1 | — | — |
| 33451 | Nav, measuring, medical, control instruments mfg | (E) | (D) | (D) | 1 | — | — | — | — | — | — | 1 | — | — |
| 337 | Furniture & related product mfg | (C) | (D) | (D) | 3 | 2 | — | — | — | — | 1 | — | — | — |
| 3371 | HH & institutional furniture & kitchen cabinet mfg | (C) | (D) | (D) | 3 | 2 | — | — | — | — | 1 | — | — | — |
| 33711 | Wood kitchen cabinet & countertop mfg | (C) | (D) | (D) | 3 | 2 | — | — | — | — | 1 | — | — | — |
| 42 | Wholesale trade | 348 | 2 358 | 11 126 | 37 | 13 | 10 | 8 | 6 | — | — | — | — | — |
| 421 | Wholesale trade, durable goods | 153 | 955 | 4 249 | 18 | 6 | 6 | 3 | 3 | — | — | — | — | — |
| 4218 | Machinery, equipment & supplies whsle | 113 | 733 | 3 338 | 9 | 1 | 3 | 2 | 3 | — | — | — | — | — |
| 42182 | Farm & garden machinery & equipment whsle | 113 | 733 | 3 338 | 9 | 1 | 3 | 2 | 3 | — | — | — | — | — |
| 421820 | Farm & garden machinery & equipment whsle | 113 | 733 | 3 338 | 9 | 1 | 3 | 2 | 3 | — | — | — | — | — |
| 422 | Wholesale trade, nondurable goods | 195 | 1 403 | 6 877 | 19 | 7 | 4 | 5 | 3 | — | — | — | — | — |
| 44-45 | Retail trade | 1 247 | 4 717 | 20 273 | 128 | 55 | 43 | 20 | 6 | 3 | 1 | — | — | — |
| 441 | Motor vehicle & parts dealers | 201 | 860 | 3 979 | 20 | 6 | 7 | 5 | 1 | 1 | — | — | — | — |
| 4411 | Automobile dealers | 140 | 610 | 2 915 | 9 | — | 4 | 3 | 1 | 1 | — | — | — | — |
| 44111 | New car dealers | 111 | 460 | 2 307 | 6 | — | 2 | 2 | 1 | 1 | — | — | — | — |
| 441110 | New car dealers | 111 | 460 | 2 307 | 6 | — | 2 | 2 | 1 | 1 | — | — | — | — |
| 444 | Bldg material & garden equip & supp dealers | 144 | 754 | 3 213 | 21 | 8 | 9 | 3 | 1 | — | — | — | — | — |
| 445 | Food & beverage stores | 250 | 837 | 3 593 | 15 | 5 | 7 | — | 1 | 2 | — | — | — | — |
| 4451 | Grocery stores | (C) | (D) | (D) | 8 | 1 | 4 | — | 1 | 2 | — | — | — | — |
| 44511 | Grocery (except convenience) stores | 214 | 693 | 2 896 | 6 | — | 3 | — | 1 | 2 | — | — | — | — |
| 445110 | Grocery (except convenience) stores | 214 | 693 | 2 896 | 6 | — | 3 | — | 1 | 2 | — | — | — | — |
| 447 | Gasoline stations | 146 | 421 | 1 766 | 16 | 3 | 6 | 7 | — | — | — | — | — | — |
| 4471 | Gasoline stations | 146 | 421 | 1 766 | 16 | 3 | 6 | 7 | — | — | — | — | — | — |
| 44711 | Gasoline stations with convenience stores | 130 | 344 | 1 435 | 13 | 2 | 4 | 7 | — | — | — | — | — | — |
| 447110 | Gasoline stations with convenience stores | 130 | 344 | 1 435 | 13 | 2 | 4 | 7 | — | — | — | — | — | — |
| 452 | General merchandise stores | (C) | (D) | (D) | 4 | 3 | — | — | — | — | 1 | — | — | — |
| 4521 | Department stores | (C) | (D) | (D) | 1 | — | — | — | — | — | 1 | — | — | — |
| 45211 | Department stores | (C) | (D) | (D) | 1 | — | — | — | — | — | 1 | — | — | — |
| 48-49 | Transportation & warehousing | 210 | 979 | 4 422 | 26 | 18 | 3 | 1 | 4 | — | — | — | — | — |
| 484 | Truck transportation | 131 | 764 | 3 462 | 23 | 17 | 3 | 1 | 2 | — | — | — | — | — |

See footnotes at end of table.

Table 6. Counties—Employees, Payroll, and Establishments by Industry: 2001—Con.

[Excludes most government employees, railroad employees, and self-employed persons. Size class 1 to 4 includes establishments with payroll, but no employees, during mid-March pay period. (D) denotes figures withheld to avoid disclosing data for individual companies; the data are included in broader industry totals. Detailed industries with 100 or more employees are shown if industry was not a (D). For explanation of terms, abbreviations, and data reliability/comparability, see introductory text]

| NAICS code | Industry | Number of employees for week including March 12 | Payroll (\$1,000) | | Total number of establishments | Number of establishments by employment-size class | | | | | | | | | |
|------------------------|---|---|-------------------|---------------|--------------------------------|---|-----------|----------|-----------|----------|------------|------------|------------|---------------|--|
| | | | First quarter | Annual | | 1 to 4 | 5 to 9 | 10 to 19 | 20 to 49 | 50 to 99 | 100 to 249 | 250 to 499 | 500 to 999 | 1,000 or more | |
| WINNESHIEK—Con. | | | | | | | | | | | | | | | |
| 51 | Information | 87 | 558 | 2 199 | 11 | 4 | 3 | 4 | — | — | — | — | — | — | |
| 52 | Finance & insurance | 234 | 1 625 | 6 922 | 30 | 17 | 6 | 5 | 1 | 1 | — | — | — | — | |
| 522 | Credit intermediation & related activities | 171 | 1 196 | 4 992 | 11 | 2 | 4 | 3 | 1 | 1 | — | — | — | — | |
| 5221 | Depository credit intermediation | 144 | 975 | 4 185 | 8 | 2 | 3 | 1 | 1 | 1 | — | — | — | — | |
| 52211 | Commercial banking | 144 | 975 | 4 185 | 8 | 2 | 3 | 1 | 1 | 1 | — | — | — | — | |
| 522110 | Commercial banking | 144 | 975 | 4 185 | 8 | 2 | 3 | 1 | 1 | 1 | — | — | — | — | |
| 53 | Real estate & rental & leasing | 27 | 141 | 613 | 13 | 10 | 3 | — | — | — | — | — | — | — | |
| 54 | Professional, scientific & technical services | 210 | 1 570 | 6 273 | 30 | 18 | 6 | 4 | 1 | 1 | — | — | — | — | |
| 541 | Professional, scientific & technical services | 210 | 1 570 | 6 273 | 30 | 18 | 6 | 4 | 1 | 1 | — | — | — | — | |
| 55 | Management of companies & enterprises | (B) | (D) | (D) | 3 | 2 | — | — | — | 1 | — | — | — | — | |
| 56 | Admin, support, waste mgmt, remediation services | 247 | 742 | 3 349 | 22 | 12 | 5 | 3 | 1 | — | 1 | — | — | — | |
| 561 | Administrative & support services | (C) | (D) | (D) | 21 | 12 | 5 | 2 | 1 | — | 1 | — | — | — | |
| 5614 | Business support services | (C) | (D) | (D) | 3 | 1 | 1 | — | — | — | 1 | — | — | — | |
| 56142 | Telephone call centers | (C) | (D) | (D) | 1 | — | — | — | — | — | 1 | — | — | — | |
| 61 | Educational services | (G) | (D) | (D) | 5 | 2 | 1 | — | 1 | — | — | — | — | 1 | |
| 611 | Educational services | (G) | (D) | (D) | 5 | 2 | 1 | — | 1 | — | — | — | — | 1 | |
| 6113 | Colleges, universities & professional schools | (G) | (D) | (D) | 1 | — | — | — | — | — | — | — | — | 1 | |
| 61131 | Colleges, universities & professional schools | (G) | (D) | (D) | 1 | — | — | — | — | — | — | — | — | 1 | |
| 62 | Health care and social assistance | 1 480 | 6 702 | 27 391 | 55 | 21 | 10 | 6 | 10 | 4 | 4 | — | — | — | |
| 621 | Ambulatory health care services | 453 | 2 623 | 11 238 | 36 | 16 | 8 | 5 | 5 | 1 | 1 | — | — | — | |
| 6211 | Offices of physicians | 138 | 1 371 | 5 753 | 8 | 3 | 2 | 1 | 1 | 1 | — | — | — | — | |
| 62111 | Offices of physicians | 138 | 1 371 | 5 753 | 8 | 3 | 2 | 1 | 1 | 1 | — | — | — | — | |
| 621111 | Offices of physicians (exc mental health) | 138 | 1 371 | 5 753 | 8 | 3 | 2 | 1 | 1 | 1 | — | — | — | — | |
| 6213 | Offices of other health practitioners | 162 | 646 | 2 931 | 15 | 10 | 2 | 2 | — | — | 1 | — | — | — | |
| 62139 | Offices of all other health practitioners | (C) | (D) | (D) | 1 | — | — | — | — | — | 1 | — | — | — | |
| 622 | Hospitals | (C) | (D) | (D) | 1 | — | — | — | — | — | 1 | — | — | — | |
| 6221 | General medical & surgical hospitals | (C) | (D) | (D) | 1 | — | — | — | — | — | 1 | — | — | — | |
| 62211 | General medical & surgical hospitals | (C) | (D) | (D) | 1 | — | — | — | — | — | 1 | — | — | — | |
| 623 | Nursing & residential care facilities | 481 | 1 643 | 6 837 | 8 | 1 | 1 | 1 | 1 | 3 | 1 | — | — | — | |
| 6231 | Nursing care facilities | 426 | 1 505 | 6 149 | 4 | — | — | — | — | 3 | 1 | — | — | — | |
| 62311 | Nursing care facilities | 426 | 1 505 | 6 149 | 4 | — | — | — | — | 3 | 1 | — | — | — | |
| 623110 | Nursing care facilities | 426 | 1 505 | 6 149 | 4 | — | — | — | — | 3 | 1 | — | — | — | |
| 624 | Social assistance | (E) | (D) | (D) | 10 | 4 | 1 | — | 4 | — | 1 | — | — | — | |
| 6241 | Individual & family services | 102 | 391 | 1 545 | 5 | 1 | 1 | — | 3 | — | — | — | — | — | |
| 6243 | Vocational rehabilitation services | (C) | (D) | (D) | 1 | — | — | — | — | — | 1 | — | — | — | |
| 62431 | Vocational rehabilitation services | (C) | (D) | (D) | 1 | — | — | — | — | — | 1 | — | — | — | |
| 71 | Arts, entertainment & recreation | 131 | 249 | 1 450 | 14 | 7 | 4 | 1 | 2 | — | — | — | — | — | |
| 72 | Accommodation & food services | 731 | 1 205 | 5 092 | 49 | 17 | 10 | 8 | 11 | 3 | — | — | — | — | |
| 721 | Accommodation | 105 | 280 | 1 064 | 5 | 2 | — | 2 | — | 1 | — | — | — | — | |
| 7211 | Traveler accommodation | (C) | (D) | (D) | 4 | 1 | — | 2 | — | 1 | — | — | — | — | |
| 72111 | Hotels (exc casino hotels) & motels | (C) | (D) | (D) | 4 | 1 | — | 2 | — | 1 | — | — | — | — | |
| 722 | Food services & drinking places | 626 | 925 | 4 028 | 44 | 15 | 10 | 6 | 11 | 2 | — | — | — | — | |
| 7221 | Full-service restaurants | 273 | 375 | 1 687 | 18 | 7 | 3 | — | 7 | 1 | — | — | — | — | |
| 72211 | Full-service restaurants | 273 | 375 | 1 687 | 18 | 7 | 3 | — | 7 | 1 | — | — | — | — | |
| 722110 | Full-service restaurants | 273 | 375 | 1 687 | 18 | 7 | 3 | — | 7 | 1 | — | — | — | — | |
| 7222 | Limited-service eating places | 293 | 464 | 2 023 | 14 | 2 | 3 | 4 | 4 | 1 | — | — | — | — | |
| 72221 | Limited-service eating places | 293 | 464 | 2 023 | 14 | 2 | 3 | 4 | 4 | 1 | — | — | — | — | |
| 722211 | Limited-service restaurants | 258 | 399 | 1 750 | 8 | — | 1 | 2 | 4 | 1 | — | — | — | — | |
| 81 | Other services (except public administration) | 434 | 948 | 4 202 | 77 | 54 | 15 | 4 | 3 | 1 | — | — | — | — | |
| 813 | Religious, grantmaking, civic, prof & like organizations | 317 | 530 | 2 177 | 35 | 22 | 5 | 4 | 3 | 1 | — | — | — | — | |
| 8131 | Religious organizations | 170 | 357 | 1 427 | 27 | 19 | 4 | 2 | 2 | — | — | — | — | — | |
| 81311 | Religious organizations | 170 | 357 | 1 427 | 27 | 19 | 4 | 2 | 2 | — | — | — | — | — | |
| 813110 | Religious organizations | 170 | 357 | 1 427 | 27 | 19 | 4 | 2 | 2 | — | — | — | — | — | |
| 95 | Auxiliaries (exc corporate, subsidiary & regional mgt) | (A) | (D) | (D) | 1 | 1 | — | — | — | — | — | — | — | — | |
| 99 | Unclassified establishments | 9 | 11 | 37 | 7 | 7 | — | — | — | — | — | — | — | — | |

See footnotes at end of table.

Table 6. Counties—Employees, Payroll, and Establishments by Industry: 2001—Con.

[Excludes most government employees, railroad employees, and self-employed persons. Size class 1 to 4 includes establishments with payroll, but no employees, during mid-March pay period. (D) denotes figures withheld to avoid disclosing data for individual companies; the data are included in broader industry totals. Detailed industries with 100 or more employees are shown if industry was not a (D). For explanation of terms, abbreviations, and data reliability/comparability, see introductory text]

| NAICS code | Industry | Number of employees for week including March 12 | Payroll (\$1,000) | | Total number of establishments | Number of establishments by employment-size class | | | | | | | | |
|-----------------|---|---|-------------------|------------------|--------------------------------|---|------------|------------|------------|------------|------------|------------|------------|---------------|
| | | | First quarter | Annual | | 1 to 4 | 5 to 9 | 10 to 19 | 20 to 49 | 50 to 99 | 100 to 249 | 250 to 499 | 500 to 999 | 1,000 or more |
| WOODBURY | | | | | | | | | | | | | | |
| | Total | 47 646 | 285 749 | 1 177 975 | 2 906 | 1 385 | 611 | 441 | 289 | 103 | 61 | 10 | 2 | 4 |
| 11 | Forestry, fishing, hunting, and agriculture support | 11 | 55 | 503 | 10 | 9 | 1 | - | - | - | - | - | - | - |
| 21 | Mining | (A) | (D) | (D) | 2 | 2 | - | - | - | - | - | - | - | - |
| 22 | Utilities | (F) | (D) | (D) | 11 | 2 | - | 4 | 1 | 1 | 3 | - | - | - |
| 221 | Utilities | (F) | (D) | (D) | 11 | 2 | - | 4 | 1 | 1 | 3 | - | - | - |
| 2211 | Elec pwr generation, transmns & distribution ... | (F) | (D) | (D) | 10 | 2 | - | 4 | - | 1 | 3 | - | - | - |
| 22111 | Electric power generation | (C) | (D) | (D) | 3 | - | - | 2 | - | 1 | - | - | - | - |
| 22112 | Electric pwr transmns, control & distribution .. | (F) | (D) | (D) | 7 | 2 | - | 2 | - | - | 3 | - | - | - |
| 23 | Construction | 2 455 | 21 784 | 95 871 | 252 | 147 | 45 | 29 | 22 | 6 | 3 | - | - | - |
| 233 | Building, developing & general contracting | 853 | 8 663 | 31 615 | 83 | 55 | 14 | 7 | 3 | 2 | 2 | - | - | - |
| 2332 | Residential building construction | (C) | (D) | (D) | 56 | 46 | 10 | - | - | - | - | - | - | - |
| 23321 | Single-family housing construction | 131 | 586 | 2 885 | 53 | 44 | 9 | - | - | - | - | - | - | - |
| 233210 | Single-family housing construction | 131 | 586 | 2 885 | 53 | 44 | 9 | - | - | - | - | - | - | - |
| 2333 | Nonresidential building construction | 710 | 8 011 | 28 364 | 25 | 7 | 4 | 7 | 3 | 2 | 2 | - | - | - |
| 23331 | Mfg & industrial building construction | (E) | (D) | (D) | 6 | 1 | 1 | - | 1 | 1 | 2 | - | - | - |
| 23332 | Commercial & institutional bldg construction .. | (E) | (D) | (D) | 19 | 6 | 3 | 7 | 2 | 1 | - | - | - | - |
| 234 | Heavy construction | 230 | 2 115 | 16 648 | 26 | 15 | 5 | 2 | 4 | - | - | - | - | - |
| 2341 | Highway, street, bridge & tunnel construction ... | (C) | (D) | (D) | 9 | 1 | 3 | 1 | 4 | - | - | - | - | - |
| 23411 | Highway & street construction | 147 | 1 607 | 13 557 | 8 | 1 | 3 | 1 | 3 | - | - | - | - | - |
| 234110 | Highway & street construction | 147 | 1 607 | 13 557 | 8 | 1 | 3 | 1 | 3 | - | - | - | - | - |
| 235 | Special trade contractors | 1 372 | 11 006 | 47 608 | 143 | 77 | 26 | 20 | 15 | 4 | 1 | - | - | - |
| 2351 | Plumbing, heating & AC contractor | 560 | 5 428 | 23 025 | 37 | 12 | 7 | 8 | 8 | 2 | - | - | - | - |
| 23511 | Plumbing, heating & AC contractor | 560 | 5 428 | 23 025 | 37 | 12 | 7 | 8 | 8 | 2 | - | - | - | - |
| 235110 | Plumbing, heating & AC contractor | 560 | 5 428 | 23 025 | 37 | 12 | 7 | 8 | 8 | 2 | - | - | - | - |
| 2353 | Electrical contractors | 230 | 2 295 | 8 833 | 17 | 11 | 1 | 1 | 3 | - | 1 | - | - | - |
| 23531 | Electrical contractors | 230 | 2 295 | 8 833 | 17 | 11 | 1 | 1 | 3 | - | 1 | - | - | - |
| 235310 | Electrical contractors | 230 | 2 295 | 8 833 | 17 | 11 | 1 | 1 | 3 | - | 1 | - | - | - |
| 2354 | Masonry, drywall, insulation, tile contractors ... | 243 | 1 419 | 7 484 | 17 | 6 | 4 | 4 | 1 | 2 | - | - | - | - |
| 23542 | Drywall, acoustical & insulation contractors ... | 201 | 1 133 | 6 065 | 10 | 3 | 2 | 2 | 1 | 2 | - | - | - | - |
| 235420 | Drywall, acoustical & insulation contractors ... | 201 | 1 133 | 6 065 | 10 | 3 | 2 | 2 | 1 | 2 | - | - | - | - |
| 31-33 | Manufacturing | 6 907 | 52 332 | 212 494 | 118 | 26 | 16 | 18 | 24 | 14 | 14 | 5 | - | 1 |
| 311 | Food mfg | 3 332 | 22 154 | 89 596 | 29 | 3 | 1 | 2 | 8 | 7 | 5 | 2 | - | 1 |
| 3111 | Animal food mfg | 155 | 1 838 | 7 129 | 7 | 2 | 1 | - | 3 | 1 | - | - | - | - |
| 31111 | Animal food mfg | 155 | 1 838 | 7 129 | 7 | 2 | 1 | - | 3 | 1 | - | - | - | - |
| 311119 | Other animal food mfg | 155 | 1 838 | 7 129 | 7 | 2 | 1 | - | 3 | 1 | - | - | - | - |
| 3112 | Grain & oilseed milling | (C) | (D) | (D) | 3 | - | - | - | 1 | 2 | - | - | - | - |
| 31122 | Starch & vegetable fats & oils mfg | (C) | (D) | (D) | 3 | - | - | - | 1 | 2 | - | - | - | - |
| 3116 | Animal slaughtering & processing | 2 236 | 14 273 | 56 529 | 11 | - | - | 2 | 2 | 3 | 2 | 1 | - | 1 |
| 31161 | Animal slaughtering & processing | 2 236 | 14 273 | 56 529 | 11 | - | - | 2 | 2 | 3 | 2 | 1 | - | 1 |
| 311611 | Animal (except poultry) slaughtering | 1 665 | 10 467 | 40 791 | 4 | - | - | - | 1 | 1 | 1 | - | - | 1 |
| 311612 | Meat processed from carcasses | 392 | 2 525 | 10 607 | 4 | - | - | 1 | 1 | 1 | - | 1 | - | - |
| 3118 | Bakeries & tortilla mfg | (C) | (D) | (D) | 2 | - | - | - | 1 | - | 1 | - | - | - |
| 31181 | Bread & bakery product mfg | (C) | (D) | (D) | 2 | - | - | - | 1 | - | 1 | - | - | - |
| 3119 | Other food mfg | 655 | 3 669 | 15 970 | 5 | - | - | - | 1 | 1 | 2 | 1 | - | - |
| 31199 | All other food mfg | 655 | 3 669 | 15 970 | 5 | - | - | - | 1 | 1 | 2 | 1 | - | - |
| 312 | Beverage & tobacco product mfg | (E) | (D) | (D) | 1 | - | - | - | - | - | - | 1 | - | - |
| 3121 | Beverage mfg | (E) | (D) | (D) | 1 | - | - | - | - | - | - | 1 | - | - |
| 31211 | Soft drink & ice mfg | (E) | (D) | (D) | 1 | - | - | - | - | - | - | 1 | - | - |
| 322 | Paper mfg | (E) | (D) | (D) | 3 | - | 1 | - | - | - | 2 | - | - | - |
| 3222 | Converted paper product mfg | (E) | (D) | (D) | 3 | - | 1 | - | - | - | 2 | - | - | - |
| 32221 | Paperboard container mfg | (E) | (D) | (D) | 3 | - | 1 | - | - | - | 2 | - | - | - |
| 323 | Printing & related support activities | 158 | 1 416 | 5 463 | 15 | 7 | 3 | 2 | 2 | 1 | - | - | - | - |
| 3231 | Printing & related support activities | 158 | 1 416 | 5 463 | 15 | 7 | 3 | 2 | 2 | 1 | - | - | - | - |
| 32311 | Printing | (C) | (D) | (D) | 13 | 5 | 3 | 2 | 2 | 1 | - | - | - | - |
| 323110 | Commercial lithographic printing | 119 | 1 180 | 4 478 | 8 | 1 | 3 | 2 | 1 | 1 | - | - | - | - |
| 325 | Chemical mfg | 446 | 5 734 | 22 145 | 8 | 2 | 1 | 1 | 2 | 1 | - | 1 | - | - |
| 3253 | Pesticide, fertilizer & oth ag chemical mfg | (C) | (D) | (D) | 4 | - | 1 | 1 | 1 | 1 | - | - | - | - |
| 32531 | Fertilizer mfg | (C) | (D) | (D) | 4 | - | 1 | 1 | 1 | 1 | - | - | - | - |
| 3259 | Other chemical product & preparation mfg | (E) | (D) | (D) | 1 | - | - | - | - | - | - | 1 | - | - |
| 32599 | All other chemical product & preparation mfg .. | (E) | (D) | (D) | 1 | - | - | - | - | - | - | 1 | - | - |
| 326 | Plastics & rubber products mfg | 180 | 1 501 | 6 004 | 7 | 2 | 1 | 2 | 1 | 1 | - | - | - | - |
| 3261 | Plastics product mfg | (C) | (D) | (D) | 5 | 1 | - | 2 | 1 | 1 | - | - | - | - |
| 327 | Nonmetallic mineral product mfg | 155 | 916 | 5 715 | 5 | - | 2 | - | 2 | 1 | - | - | - | - |
| 332 | Fabricated metal product mfg | 493 | 4 331 | 17 641 | 12 | 1 | 4 | 1 | 3 | 1 | 2 | - | - | - |
| 3323 | Architectural & structural metals mfg | 444 | 3 961 | 16 103 | 8 | - | 3 | - | 2 | 1 | 2 | - | - | - |
| 33231 | Plate work & fabricated structural prod mfg ... | 413 | 3 723 | 15 046 | 5 | - | 1 | - | 1 | 1 | 2 | - | - | - |
| 332312 | Fabricated structural metal mfg | 413 | 3 723 | 15 046 | 5 | - | 1 | - | 1 | 1 | 2 | - | - | - |
| 333 | Machinery mfg | 871 | 7 709 | 30 576 | 14 | 1 | 2 | 4 | 1 | 1 | 5 | - | - | - |
| 3331 | Ag, construction & mining machinery mfg | 218 | 1 780 | 7 329 | 4 | - | 1 | 1 | - | 1 | 1 | - | - | - |
| 33311 | Agricultural implement mfg | (C) | (D) | (D) | 3 | - | 1 | - | - | 1 | 1 | - | - | - |
| 3332 | Industrial machinery mfg | 144 | 1 402 | 6 266 | 6 | 1 | 1 | 3 | - | - | 1 | - | - | - |
| 33329 | Other industrial machinery mfg | 144 | 1 402 | 6 266 | 6 | 1 | 1 | 3 | - | - | 1 | - | - | - |
| 3339 | Other general purpose machinery mfg | 509 | 4 527 | 16 981 | 4 | - | - | - | 1 | - | 3 | - | - | - |
| 33392 | Material handling equipment mfg | (C) | (D) | (D) | 2 | - | - | - | 1 | - | 1 | - | - | - |
| 33399 | All other general purpose machinery mfg | (E) | (D) | (D) | 2 | - | - | - | - | - | 2 | - | - | - |

See footnotes at end of table.

Table 6. Counties—Employees, Payroll, and Establishments by Industry: 2001—Con.

[Excludes most government employees, railroad employees, and self-employed persons. Size class 1 to 4 includes establishments with payroll, but no employees, during mid-March pay period. (D) denotes figures withheld to avoid disclosing data for individual companies; the data are included in broader industry totals. Detailed industries with 100 or more employees are shown if industry was not a (D). For explanation of terms, abbreviations, and data reliability/comparability, see introductory text]

| NAICS code | Industry | Number of employees for week including March 12 | Payroll (\$1,000) | | Total number of establishments | Number of establishments by employment-size class | | | | | | | | |
|--|--|---|-------------------|--------|--------------------------------|---|--------|----------|----------|----------|------------|------------|------------|---------------|
| | | | First quarter | Annual | | 1 to 4 | 5 to 9 | 10 to 19 | 20 to 49 | 50 to 99 | 100 to 249 | 250 to 499 | 500 to 999 | 1,000 or more |
| WOODBURY—Con. | | | | | | | | | | | | | | |
| 44-45 Retail trade—Con. | | | | | | | | | | | | | | |
| 452 | General merchandise stores | 1 383 | 4 922 | 20 487 | 17 | 1 | 4 | — | 2 | 3 | 7 | — | — | — |
| 4521 | Department stores | 1 057 | 3 812 | 15 800 | 7 | — | — | — | — | 1 | 6 | — | — | — |
| 45211 | Department stores | 1 057 | 3 812 | 15 800 | 7 | — | — | — | — | 1 | 6 | — | — | — |
| 452110 | Department stores | 1 057 | 3 812 | 15 800 | 7 | — | — | — | — | 1 | 6 | — | — | — |
| 4529 | Other general merchandise stores | 326 | 1 110 | 4 687 | 10 | 1 | 4 | — | 2 | 2 | 1 | — | — | — |
| 45291 | Warehouse clubs & superstores | (C) | (D) | (D) | 1 | — | — | — | — | — | 1 | — | — | — |
| 45299 | All other general merchandise stores | (C) | (D) | (D) | 9 | 1 | 4 | — | 2 | 2 | — | — | — | — |
| 453 | Miscellaneous store retailers | 402 | 1 173 | 4 844 | 58 | 30 | 17 | 7 | 4 | — | — | — | — | — |
| 4532 | Office supplies, stationery & gift stores | 210 | 606 | 2 568 | 22 | 10 | 6 | 3 | 3 | — | — | — | — | — |
| 45322 | Gift, novelty & souvenir stores | 132 | 272 | 1 174 | 18 | 9 | 5 | 3 | 1 | — | — | — | — | — |
| 453220 | Gift, novelty & souvenir stores | 132 | 272 | 1 174 | 18 | 9 | 5 | 3 | 1 | — | — | — | — | — |
| 4539 | Other miscellaneous store retailers | 103 | 337 | 1 415 | 18 | 10 | 6 | 1 | 1 | — | — | — | — | — |
| 454 | Nonstore retailers | 117 | 761 | 2 876 | 20 | 13 | 3 | 2 | 2 | — | — | — | — | — |
| 48-49 Transportation & warehousing | | | | | | | | | | | | | | |
| 484 | Truck transportation | 460 | 3 300 | 14 424 | 77 | 48 | 14 | 11 | 3 | 1 | — | — | — | — |
| 4841 | General freight trucking | 301 | 2 482 | 10 224 | 39 | 23 | 7 | 5 | 3 | 1 | — | — | — | — |
| 48412 | General freight trucking, long-distance | 286 | 2 316 | 9 362 | 27 | 13 | 7 | 3 | 3 | 1 | — | — | — | — |
| 484121 | General freight trucking, long-distance, TL | 180 | 1 388 | 5 414 | 19 | 11 | 4 | 2 | 1 | 1 | — | — | — | — |
| 4842 | Specialized freight trucking | 159 | 818 | 4 200 | 38 | 25 | 7 | 6 | — | — | — | — | — | — |
| 485 | Transit & ground passenger transportation | 141 | 465 | 1 655 | 7 | — | 4 | — | 2 | 1 | — | — | — | — |
| 488 | Transportation support activities | 113 | 834 | 2 443 | 13 | 7 | 2 | 2 | 2 | — | — | — | — | — |
| 493 | Warehousing & storage | 800 | 5 108 | 22 086 | 5 | 1 | 1 | — | — | 1 | 1 | — | 1 | — |
| 4931 | Warehousing & storage | 800 | 5 108 | 22 086 | 5 | 1 | 1 | — | — | 1 | 1 | — | 1 | — |
| 49311 | General warehousing & storage | (C) | (D) | (D) | 2 | 1 | — | — | — | — | 1 | — | — | — |
| 49312 | Refrigerated warehousing & storage | (F) | (D) | (D) | 3 | — | 1 | — | — | 1 | — | — | 1 | — |
| 51 Information | | | | | | | | | | | | | | |
| 511 | Publishing industries | (C) | (D) | (D) | 8 | 4 | 1 | 2 | — | — | 1 | — | — | — |
| 5111 | Newspaper, periodical, book, database publishers | (C) | (D) | (D) | 6 | 2 | 1 | 2 | — | — | 1 | — | — | — |
| 51111 | Newspaper publishers | (C) | (D) | (D) | 4 | 2 | 1 | — | — | — | 1 | — | — | — |
| 513 | Broadcasting & telecommunications | 2 261 | 13 528 | 50 559 | 35 | 15 | 6 | 4 | 5 | 4 | — | — | — | 1 |
| 5131 | Radio & television broadcasting | (E) | (D) | (D) | 10 | 4 | 1 | — | 2 | 3 | — | — | — | — |
| 51311 | Radio broadcasting | (C) | (D) | (D) | 7 | 3 | — | — | 2 | 1 | — | — | — | — |
| 51312 | Television broadcasting | 120 | 882 | 3 107 | 3 | 1 | — | — | — | 2 | — | — | — | — |
| 513120 | Television broadcasting | 120 | 882 | 3 107 | 3 | 1 | — | — | — | 2 | — | — | — | — |
| 5133 | Telecommunications | 1 941 | 11 237 | 42 878 | 24 | 11 | 5 | 4 | 3 | — | — | — | — | 1 |
| 51331 | Wired telecommunications carriers | 1 872 | 10 701 | 40 880 | 13 | 5 | 3 | 1 | 3 | — | — | — | — | 1 |
| 513310 | Wired telecommunications carriers | 1 872 | 10 701 | 40 880 | 13 | 5 | 3 | 1 | 3 | — | — | — | — | 1 |
| 52 Finance & insurance | | | | | | | | | | | | | | |
| 522 | Credit intermediation & related activities | 831 | 6 663 | 27 465 | 69 | 26 | 25 | 12 | 3 | 1 | 2 | — | — | — |
| 5221 | Depository credit intermediation | 760 | 6 135 | 24 712 | 47 | 9 | 20 | 12 | 3 | 1 | 2 | — | — | — |
| 52211 | Commercial banking | 529 | 4 494 | 18 108 | 32 | 8 | 10 | 10 | 2 | 1 | 1 | — | — | — |
| 522110 | Commercial banking | 529 | 4 494 | 18 108 | 32 | 8 | 10 | 10 | 2 | 1 | 1 | — | — | — |
| 52212 | Savings institutions | (C) | (D) | (D) | 8 | — | 6 | 1 | — | — | 1 | — | — | — |
| 523 | Security, commodity contracts & like activity | 139 | 2 912 | 9 211 | 29 | 21 | 2 | 6 | — | — | — | — | — | — |
| 5231 | Scrtcy & comdty contracts intermed & brokerage | (C) | (D) | (D) | 18 | 12 | 2 | 4 | — | — | — | — | — | — |
| 524 | Insurance carriers & related activities | 568 | 5 656 | 21 720 | 94 | 70 | 14 | 4 | 4 | 1 | 1 | — | — | — |
| 5241 | Insurance carriers | 287 | 3 458 | 12 925 | 16 | 6 | 5 | 1 | 3 | — | 1 | — | — | — |
| 52411 | Direct life, health, medical insurance carriers | 269 | 3 342 | 12 356 | 13 | 6 | 2 | 1 | 3 | — | 1 | — | — | — |
| 5242 | Agencies & other insurance related activities | 281 | 2 198 | 8 795 | 78 | 64 | 9 | 3 | 1 | 1 | — | — | — | — |
| 52421 | Insurance agencies & brokerages | 225 | 2 000 | 7 944 | 73 | 62 | 8 | 2 | — | 1 | — | — | — | — |
| 524210 | Insurance agencies & brokerages | 225 | 2 000 | 7 944 | 73 | 62 | 8 | 2 | — | 1 | — | — | — | — |
| 53 Real estate & rental & leasing | | | | | | | | | | | | | | |
| 531 | Real estate | (E) | (D) | (D) | 84 | 58 | 15 | 6 | 4 | 1 | — | — | — | — |
| 5311 | Lessors of real estate | 337 | 1 366 | 5 712 | 48 | 28 | 11 | 5 | 3 | 1 | — | — | — | — |
| 53111 | Lessors of residential buildings & dwellings | 109 | 397 | 1 714 | 26 | 16 | 6 | 4 | — | — | — | — | — | — |
| 531110 | Lessors of residential buildings & dwellings | 109 | 397 | 1 714 | 26 | 16 | 6 | 4 | — | — | — | — | — | — |
| 53112 | Lessors of nonres bldg (exc miniwarehouses) | 184 | 754 | 2 887 | 18 | 11 | 3 | 1 | 2 | 1 | — | — | — | — |
| 531120 | Lessors of nonres bldg (exc miniwarehouses) | 184 | 754 | 2 887 | 18 | 11 | 3 | 1 | 2 | 1 | — | — | — | — |
| 532 | Rental & leasing services | (C) | (D) | (D) | 30 | 16 | 7 | 5 | 2 | — | — | — | — | — |
| 5322 | Consumer goods rental | 106 | 366 | 1 513 | 15 | 7 | 2 | 5 | 1 | — | — | — | — | — |

See footnotes at end of table.

Table 6. Counties—Employees, Payroll, and Establishments by Industry: 2001—Con.

[Excludes most government employees, railroad employees, and self-employed persons. Size class 1 to 4 includes establishments with payroll, but no employees, during mid-March pay period. (D) denotes figures withheld to avoid disclosing data for individual companies; the data are included in broader industry totals. Detailed industries with 100 or more employees are shown if industry was not a (D). For explanation of terms, abbreviations, and data reliability/comparability, see introductory text]

| NAICS code | Industry | Number of employees for week including March 12 | Payroll (\$1,000) | | Total number of establishments | Number of establishments by employment-size class | | | | | | | | |
|----------------------|--|---|-------------------|----------------|--------------------------------|---|-----------|-----------|-----------|-----------|------------|------------|------------|---------------|
| | | | First quarter | Annual | | 1 to 4 | 5 to 9 | 10 to 19 | 20 to 49 | 50 to 99 | 100 to 249 | 250 to 499 | 500 to 999 | 1,000 or more |
| WOODBURY—Con. | | | | | | | | | | | | | | |
| 54 | Professional, scientific & technical services | 1 324 | 7 995 | 33 942 | 185 | 113 | 44 | 18 | 6 | 2 | 2 | | | |
| 541 | Professional, scientific & technical services | 1 324 | 7 995 | 33 942 | 185 | 113 | 44 | 18 | 6 | 2 | 2 | | | |
| 5411 | Legal services | 284 | 1 802 | 9 237 | 66 | 44 | 16 | 5 | 1 | | | | | |
| 54111 | Offices of lawyers | 256 | 1 624 | 8 358 | 63 | 44 | 15 | 3 | 1 | | | | | |
| 541110 | Offices of lawyers | 256 | 1 624 | 8 358 | 63 | 44 | 15 | 3 | 1 | | | | | |
| 5412 | Accounting, tax prep, bookkeep, payroll services | 386 | 1 779 | 7 654 | 41 | 24 | 9 | 4 | 2 | 1 | 1 | | | |
| 54121 | Accounting, tax prep, bookkeep, payroll services | 386 | 1 779 | 7 654 | 41 | 24 | 9 | 4 | 2 | 1 | 1 | | | |
| 541211 | Offices of certified public accountants | 130 | 963 | 4 669 | 19 | 10 | 4 | 3 | 2 | | | | | |
| 541213 | Tax preparation services | 140 | 349 | 843 | 12 | 8 | 2 | 1 | | | 1 | | | |
| 5413 | Architectural, engineering & related services | 112 | 1 101 | 5 227 | 18 | 8 | 6 | 3 | 1 | | | | | |
| 5415 | Computer systems design & related services | 113 | 1 287 | 3 161 | 11 | 6 | 4 | | | 1 | | | | |
| 54151 | Computer systems design & related services | 113 | 1 287 | 3 161 | 11 | 6 | 4 | | | 1 | | | | |
| 541512 | Computer systems design services | 105 | 1 259 | 3 034 | 7 | 3 | 3 | | | 1 | | | | |
| 5416 | Management, sci & tech consulting services | 249 | 1 281 | 5 398 | 12 | 8 | 1 | 1 | 1 | | 1 | | | |
| 54169 | Oth scientific & technical consulting services (C) | (C) | (D) | (D) | 3 | 2 | | | | | 1 | | | |
| 5419 | Oth professional, scientific, technical services | 114 | 406 | 1 828 | 19 | 9 | 6 | 3 | 1 | | | | | |
| 55 | Management of companies & enterprises | 640 | 8 353 | 31 749 | 20 | 4 | 2 | 6 | 3 | 4 | 1 | | | |
| 551 | Management of companies & enterprises | 640 | 8 353 | 31 749 | 20 | 4 | 2 | 6 | 3 | 4 | 1 | | | |
| 5511 | Management of companies & enterprises | 640 | 8 353 | 31 749 | 20 | 4 | 2 | 6 | 3 | 4 | 1 | | | |
| 55111 | Management of companies & enterprises | 640 | 8 353 | 31 749 | 20 | 4 | 2 | 6 | 3 | 4 | 1 | | | |
| 56 | Admin, support, waste mgt, remediation services | 2 172 | 8 110 | 33 138 | 135 | 68 | 29 | 16 | 11 | 5 | 5 | 1 | | |
| 561 | Administrative & support services | 2 110 | 7 603 | 31 379 | 129 | 65 | 28 | 15 | 10 | 5 | 5 | 1 | | |
| 5611 | Office administrative services | 146 | 451 | 1 969 | 5 | 3 | | | 1 | | 1 | | | |
| 56111 | Office administrative services | 146 | 451 | 1 969 | 5 | 3 | | | 1 | | 1 | | | |
| 561110 | Office administrative services | 146 | 451 | 1 969 | 5 | 3 | | | 1 | | 1 | | | |
| 5613 | Employment services | 912 | 2 951 | 12 408 | 13 | 4 | | 1 | 2 | 2 | 3 | 1 | | |
| 56132 | Temporary help services (F) | (D) | (D) | (D) | 10 | 2 | | 1 | 2 | 2 | 2 | 1 | | |
| 56133 | Employee leasing services (C) | (D) | (D) | (D) | 2 | 1 | | | | | 1 | | | |
| 5614 | Business support services | 254 | 1 489 | 4 045 | 11 | 4 | 2 | 4 | | | 1 | | | |
| 56142 | Telephone call centers (C) | (D) | (D) | (D) | 1 | | | | | | 1 | | | |
| 5616 | Investigation & security services | 188 | 790 | 3 225 | 14 | 4 | 4 | 4 | 1 | 1 | | | | |
| 56161 | Investigation, guard & armored car services | 170 | 672 | 2 761 | 10 | 1 | 4 | 3 | 1 | 1 | | | | |
| 5617 | Services to buildings & dwellings | 511 | 1 447 | 7 911 | 68 | 39 | 17 | 5 | 5 | 2 | | | | |
| 56172 | Janitorial services | 284 | 701 | 3 193 | 29 | 16 | 7 | 1 | 3 | 2 | | | | |
| 561720 | Janitorial services | 284 | 701 | 3 193 | 29 | 16 | 7 | 1 | 3 | 2 | | | | |
| 56173 | Landscaping services | 151 | 339 | 2 881 | 27 | 16 | 7 | 3 | 1 | | | | | |
| 561730 | Landscaping services | 151 | 339 | 2 881 | 27 | 16 | 7 | 3 | 1 | | | | | |
| 61 | Educational services | 1 428 | 5 118 | 21 731 | 16 | 7 | 2 | 3 | | 1 | 1 | 1 | 1 | |
| 611 | Educational services | 1 428 | 5 118 | 21 731 | 16 | 7 | 2 | 3 | | 1 | 1 | 1 | 1 | |
| 6111 | Elementary & secondary schools (C) | (D) | (D) | (D) | 4 | 1 | 1 | 1 | | | 1 | | | |
| 61111 | Elementary & secondary schools (C) | (D) | (D) | (D) | 4 | 1 | 1 | 1 | | | 1 | | | |
| 6113 | Colleges, universities & professional schools | 1 135 | 3 814 | 16 420 | 3 | | | | | 1 | | 1 | | |
| 61131 | Colleges, universities & professional schools | 1 135 | 3 814 | 16 420 | 3 | | | | | 1 | | 1 | | |
| 611310 | Colleges, universities & professional schools | 1 135 | 3 814 | 16 420 | 3 | | | | | 1 | | 1 | | |
| 62 | Health care and social assistance | 7 918 | 56 211 | 233 324 | 335 | 142 | 73 | 52 | 40 | 18 | 8 | | | 2 |
| 621 | Ambulatory health care services | 2 171 | 22 180 | 100 414 | 207 | 101 | 47 | 29 | 21 | 8 | 1 | | | |
| 6211 | Offices of physicians | 778 | 11 783 | 52 923 | 80 | 40 | 12 | 16 | 10 | 2 | | | | |
| 62111 | Offices of physicians | 778 | 11 783 | 52 923 | 80 | 40 | 12 | 16 | 10 | 2 | | | | |
| 621111 | Offices of physicians (exc mental health) | 751 | 11 374 | 51 638 | 77 | 39 | 12 | 14 | 10 | 2 | | | | |
| 6212 | Offices of dentists | 275 | 2 192 | 11 401 | 40 | 16 | 15 | 6 | 3 | | | | | |
| 62121 | Offices of dentists | 275 | 2 192 | 11 401 | 40 | 16 | 15 | 6 | 3 | | | | | |
| 621210 | Offices of dentists | 275 | 2 192 | 11 401 | 40 | 16 | 15 | 6 | 3 | | | | | |
| 6213 | Offices of other health practitioners | 247 | 1 345 | 6 214 | 59 | 40 | 16 | 2 | | 1 | | | | |
| 6214 | Outpatient care centers | 371 | 4 019 | 18 207 | 14 | 2 | 3 | 3 | 4 | 2 | | | | |
| 62149 | Other outpatient care centers (E) | (D) | (D) | (D) | 11 | 1 | 3 | 2 | 3 | 2 | | | | |
| 6216 | Home health care services | 331 | 1 925 | 7 676 | 10 | 2 | 1 | 1 | 4 | 1 | 1 | | | |
| 62161 | Home health care services | 331 | 1 925 | 7 676 | 10 | 2 | 1 | 1 | 4 | 1 | 1 | | | |
| 621610 | Home health care services | 331 | 1 925 | 7 676 | 10 | 2 | 1 | 1 | 4 | 1 | 1 | | | |
| 6219 | Other ambulatory health care services | 169 | 916 | 3 993 | 4 | 1 | | 1 | | 2 | | | | |
| 622 | Hospitals | (H) | (D) | (D) | 2 | | | | | | | | | 2 |
| 6221 | General medical & surgical hospitals (H) | (D) | (D) | (D) | 2 | | | | | | | | | 2 |
| 62211 | General medical & surgical hospitals (H) | (D) | (D) | (D) | 2 | | | | | | | | | 2 |
| 623 | Nursing & residential care facilities | 1 784 | 7 979 | 31 473 | 54 | 9 | 15 | 9 | 8 | 7 | 6 | | | |
| 6231 | Nursing care facilities | 553 | 2 511 | 9 962 | 8 | | | | 2 | 4 | 2 | | | |
| 62311 | Nursing care facilities | 553 | 2 511 | 9 962 | 8 | | | | 2 | 4 | 2 | | | |
| 623110 | Nursing care facilities | 553 | 2 511 | 9 962 | 8 | | | | 2 | 4 | 2 | | | |
| 6232 | Residential mental retardation, health facil | 578 | 2 317 | 9 334 | 30 | 6 | 14 | 3 | 3 | 3 | 1 | | | |
| 62321 | Residential mental retardation facilities | 476 | 2 012 | 8 066 | 19 | | 13 | 1 | 1 | 3 | 1 | | | |
| 623210 | Residential mental retardation facilities | 476 | 2 012 | 8 066 | 19 | | 13 | 1 | 1 | 3 | 1 | | | |
| 62322 | Residential mental health, subst abuse facil | 102 | 305 | 1 268 | 11 | 6 | 1 | 2 | 2 | | | | | |
| 623220 | Residential mental health, subst abuse facil | 102 | 305 | 1 268 | 11 | 6 | 1 | 2 | 2 | | | | | |
| 6233 | Community care facilities for the elderly | 416 | 1 743 | 6 804 | 8 | | | | 3 | 3 | | | | |
| 62331 | Community care facilities for the elderly | 416 | 1 743 | 6 804 | 8 | | | | 3 | 3 | | | | |
| 623311 | Continuing care retirement communities | 326 | 1 419 | 5 524 | 4 | | | 1 | 1 | | 2 | | | |

See footnotes at end of table.

Table 6. Counties—Employees, Payroll, and Establishments by Industry: 2001—Con.

[Excludes most government employees, railroad employees, and self-employed persons. Size class 1 to 4 includes establishments with payroll, but no employees, during mid-March pay period. (D) denotes figures withheld to avoid disclosing data for individual companies; the data are included in broader industry totals. Detailed industries with 100 or more employees are shown if industry was not a (D). For explanation of terms, abbreviations, and data reliability/comparability, see introductory text]

| NAICS code | Industry | Number of employees for week including March 12 | Payroll (\$1,000) | | Total number of establishments | Number of establishments by employment-size class | | | | | | | | | |
|--|---|---|-------------------|---------------|--------------------------------|---|-----------|-----------|-----------|-----------|------------|------------|------------|---------------|--|
| | | | First quarter | Annual | | 1 to 4 | 5 to 9 | 10 to 19 | 20 to 49 | 50 to 99 | 100 to 249 | 250 to 499 | 500 to 999 | 1,000 or more | |
| WOODBURY—Con. | | | | | | | | | | | | | | | |
| 62 Health care and social assistance—Con. | | | | | | | | | | | | | | | |
| 623 Nursing & residential care facilities—Con. | | | | | | | | | | | | | | | |
| 6239 | Other residential care facilities | 237 | 1 408 | 5 373 | 8 | 3 | 1 | 3 | — | — | 1 | — | — | — | |
| 62399 | Other residential care facilities | 237 | 1 408 | 5 373 | 8 | 3 | 1 | 3 | — | — | 1 | — | — | — | |
| 623990 | Other residential care facilities | 237 | 1 408 | 5 373 | 8 | 3 | 1 | 3 | — | — | 1 | — | — | — | |
| 624 | Social assistance | (F) | (D) | (D) | 72 | 32 | 11 | 14 | 11 | 3 | 1 | — | — | — | |
| 6241 | Individual & family services | 514 | 2 392 | 9 503 | 37 | 16 | 6 | 6 | 6 | 3 | — | — | — | — | |
| 62412 | Services for elderly & disabled persons | (C) | (D) | (D) | 10 | 2 | 3 | 2 | 2 | 1 | — | — | — | — | |
| 62419 | Other individual & family services | 324 | 1 703 | 6 808 | 25 | 13 | 3 | 3 | 4 | 2 | — | — | — | — | |
| 624190 | Other individual & family services | 324 | 1 703 | 6 808 | 25 | 13 | 3 | 3 | 4 | 2 | — | — | — | — | |
| 6243 | Vocational rehabilitation services | (C) | (D) | (D) | 5 | 3 | — | 1 | — | — | 1 | — | — | — | |
| 62431 | Vocational rehabilitation services | (C) | (D) | (D) | 5 | 3 | — | 1 | — | — | 1 | — | — | — | |
| 6244 | Child day care services | 234 | 702 | 2 828 | 25 | 11 | 4 | 7 | 3 | — | — | — | — | — | |
| 62441 | Child day care services | 234 | 702 | 2 828 | 25 | 11 | 4 | 7 | 3 | — | — | — | — | — | |
| 624410 | Child day care services | 234 | 702 | 2 828 | 25 | 11 | 4 | 7 | 3 | — | — | — | — | — | |
| 71 | Arts, entertainment & recreation | 1 395 | 6 086 | 25 930 | 52 | 27 | 8 | 7 | 5 | 2 | 1 | 2 | — | — | |
| 711 | Performing arts, spectator sports & related industries | 162 | 297 | 1 356 | 11 | 6 | 2 | 1 | 1 | — | 1 | — | — | — | |
| 7111 | Performing arts companies | 121 | 112 | 475 | 3 | 1 | — | 1 | — | — | 1 | — | — | — | |
| 71113 | Musical groups & artists | (C) | (D) | (D) | 1 | — | — | — | — | — | 1 | — | — | — | |
| 713 | Amusement, gambling & recreation industries | 1 222 | 5 767 | 24 484 | 38 | 19 | 5 | 6 | 4 | 2 | — | 2 | — | — | |
| 7132 | Gambling industries | (F) | (D) | (D) | 3 | — | 1 | — | — | — | — | 2 | — | — | |
| 71321 | Casinos (except hotel casinos) | (F) | (D) | (D) | 2 | — | — | — | — | — | — | 2 | — | — | |
| 7139 | Other amusement & recreation industries | 349 | 764 | 4 115 | 32 | 18 | 3 | 5 | 4 | 2 | — | — | — | — | |
| 71391 | Golf courses & country clubs | 105 | 318 | 2 009 | 8 | 4 | 2 | — | 1 | 1 | — | — | — | — | |
| 713910 | Golf courses & country clubs | 105 | 318 | 2 009 | 8 | 4 | 2 | — | 1 | 1 | — | — | — | — | |
| 71394 | Fitness & recreational sports centers | 159 | 273 | 1 230 | 13 | 8 | 1 | 2 | 1 | 1 | — | — | — | — | |
| 713940 | Fitness & recreational sports centers | 159 | 273 | 1 230 | 13 | 8 | 1 | 2 | 1 | 1 | — | — | — | — | |
| 72 | Accommodation & food services | 4 220 | 8 548 | 35 032 | 232 | 78 | 28 | 55 | 52 | 16 | 3 | — | — | — | |
| 721 | Accommodation | 318 | 918 | 3 789 | 19 | 7 | 2 | 6 | 1 | 3 | — | — | — | — | |
| 7211 | Traveler accommodation | (E) | (D) | (D) | 17 | 7 | — | 6 | 1 | 3 | — | — | — | — | |
| 72111 | Hotels (exc casino hotels) & motels | 294 | 848 | 3 471 | 14 | 4 | — | 6 | 1 | 3 | — | — | — | — | |
| 721110 | Hotels (exc casino hotels) & motels | 294 | 848 | 3 471 | 14 | 4 | — | 6 | 1 | 3 | — | — | — | — | |
| 722 | Food services & drinking places | 3 902 | 7 630 | 31 243 | 213 | 71 | 26 | 49 | 51 | 13 | 3 | — | — | — | |
| 7221 | Full-service restaurants | 1 607 | 3 300 | 13 159 | 69 | 23 | 8 | 12 | 17 | 7 | 2 | — | — | — | |
| 72211 | Full-service restaurants | 1 607 | 3 300 | 13 159 | 69 | 23 | 8 | 12 | 17 | 7 | 2 | — | — | — | |
| 722110 | Full-service restaurants | 1 607 | 3 300 | 13 159 | 69 | 23 | 8 | 12 | 17 | 7 | 2 | — | — | — | |
| 7222 | Limited-service eating places | 1 879 | 3 487 | 14 644 | 91 | 12 | 10 | 34 | 29 | 5 | 1 | — | — | — | |
| 72221 | Limited-service eating places | 1 879 | 3 487 | 14 644 | 91 | 12 | 10 | 34 | 29 | 5 | 1 | — | — | — | |
| 722211 | Limited-service restaurants | 1 835 | 3 414 | 14 375 | 83 | 8 | 8 | 32 | 29 | 5 | 1 | — | — | — | |
| 7224 | Drinking places (alcoholic beverages) | 344 | 683 | 2 656 | 47 | 35 | 5 | 2 | 4 | 1 | — | — | — | — | |
| 72241 | Drinking places (alcoholic beverages) | 344 | 683 | 2 656 | 47 | 35 | 5 | 2 | 4 | 1 | — | — | — | — | |
| 722410 | Drinking places (alcoholic beverages) | 344 | 683 | 2 656 | 47 | 35 | 5 | 2 | 4 | 1 | — | — | — | — | |
| 81 | Other services (except public administration) | 2 281 | 8 930 | 37 009 | 330 | 192 | 68 | 47 | 19 | 3 | 1 | — | — | — | |
| 811 | Repair & maintenance | 651 | 3 139 | 13 194 | 103 | 56 | 29 | 13 | 4 | 1 | — | — | — | — | |
| 8111 | Automotive repair & maintenance | 490 | 2 152 | 9 137 | 73 | 38 | 20 | 11 | 3 | 1 | — | — | — | — | |
| 81111 | Automotive mechanical & electrical R&M | 133 | 840 | 3 619 | 34 | 22 | 8 | 4 | — | — | — | — | — | — | |
| 81119 | Other automotive R&M | 262 | 672 | 2 825 | 21 | 7 | 6 | 4 | 3 | 1 | — | — | — | — | |
| 811192 | Car washes | 204 | 452 | 1 883 | 15 | 6 | 3 | 3 | 2 | 1 | — | — | — | — | |
| 8113 | Commercial equipment (exc auto & elec) R&M | 105 | 729 | 2 976 | 13 | 6 | 4 | 2 | 1 | — | — | — | — | — | |
| 81131 | Commercial equipment (exc auto & elec) R&M | 105 | 729 | 2 976 | 13 | 6 | 4 | 2 | 1 | — | — | — | — | — | |
| 811310 | Commercial equipment (exc auto & elec) R&M | 105 | 729 | 2 976 | 13 | 6 | 4 | 2 | 1 | — | — | — | — | — | |
| 812 | Personal & laundry services | 567 | 2 127 | 9 101 | 74 | 43 | 12 | 12 | 6 | 1 | — | — | — | — | |
| 8121 | Personal care services | 255 | 830 | 3 259 | 35 | 21 | 3 | 8 | 3 | — | — | — | — | — | |
| 81211 | Hair, nail & skin care services | 185 | 712 | 2 781 | 30 | 19 | 2 | 7 | 2 | — | — | — | — | — | |
| 8123 | Drycleaning & laundry services | 164 | 645 | 2 900 | 14 | 8 | 3 | — | 2 | 1 | — | — | — | — | |
| 813 | Religious, grantmaking, civic, prof & like organizations | 1 063 | 3 664 | 14 714 | 153 | 93 | 27 | 22 | 9 | 1 | 1 | — | — | — | |
| 8131 | Religious organizations | 624 | 1 939 | 7 777 | 87 | 48 | 19 | 13 | 6 | 1 | — | — | — | — | |
| 81311 | Religious organizations | 624 | 1 939 | 7 777 | 87 | 48 | 19 | 13 | 6 | 1 | — | — | — | — | |
| 813110 | Religious organizations | 624 | 1 939 | 7 777 | 87 | 48 | 19 | 13 | 6 | 1 | — | — | — | — | |
| 8134 | Civic & social organizations | 209 | 526 | 2 574 | 23 | 17 | 2 | 2 | 1 | — | 1 | — | — | — | |
| 81341 | Civic & social organizations | 209 | 526 | 2 574 | 23 | 17 | 2 | 2 | 1 | — | 1 | — | — | — | |
| 813410 | Civic & social organizations | 209 | 526 | 2 574 | 23 | 17 | 2 | 2 | 1 | — | 1 | — | — | — | |
| 8139 | Business, labor, political, like organizations | 153 | 784 | 2 661 | 31 | 21 | 4 | 5 | 1 | — | — | — | — | — | |
| 95 | Auxiliaries (exc corporate, subsidiary & regional mgt) | (B) | (D) | (D) | 4 | — | 3 | 1 | — | — | — | — | — | — | |
| 99 | Unclassified establishments | 20 | 42 | 209 | 19 | 18 | 1 | — | — | — | — | — | — | — | |

See footnotes at end of table.

Table 6. Counties—Employees, Payroll, and Establishments by Industry: 2001—Con.

[Excludes most government employees, railroad employees, and self-employed persons. Size class 1 to 4 includes establishments with payroll, but no employees, during mid-March pay period. (D) denotes figures withheld to avoid disclosing data for individual companies; the data are included in broader industry totals. Detailed industries with 100 or more employees are shown if industry was not a (D). For explanation of terms, abbreviations, and data reliability/comparability, see introductory text]

| NAICS code | Industry | Number of employees for week including March 12 | Payroll (\$1,000) | | Total number of establishments | Number of establishments by employment-size class | | | | | | | | |
|---------------|---|---|-------------------|----------------|--------------------------------|---|-----------|-----------|-----------|-----------|------------|------------|------------|---------------|
| | | | First quarter | Annual | | 1 to 4 | 5 to 9 | 10 to 19 | 20 to 49 | 50 to 99 | 100 to 249 | 250 to 499 | 500 to 999 | 1,000 or more |
| WORTH | | | | | | | | | | | | | | |
| | Total | 1 313 | 6 463 | 26 549 | 182 | 119 | 35 | 19 | 6 | - | 3 | - | - | - |
| 21 | Mining | (A) | (D) | (D) | 1 | 1 | - | - | - | - | - | - | - | - |
| 22 | Utilities | (A) | (D) | (D) | 1 | 1 | - | - | - | - | - | - | - | - |
| 23 | Construction | 113 | 677 | 3 376 | 26 | 18 | 5 | 2 | 1 | - | - | - | - | - |
| 31-33 | Manufacturing | 330 | 2 136 | 8 113 | 13 | 4 | 4 | 3 | 1 | - | 1 | - | - | - |
| 326 | Plastics & rubber products mfg | (C) | (D) | (D) | 2 | 1 | - | - | - | - | 1 | - | - | - |
| 3261 | Plastics product mfg | (C) | (D) | (D) | 2 | 1 | - | - | - | - | 1 | - | - | - |
| 32615 | Foam product (exc polystyrene) mfg | (C) | (D) | (D) | 1 | - | - | - | - | - | 1 | - | - | - |
| 42 | Wholesale trade | 193 | 1 052 | 4 565 | 14 | 8 | 1 | 4 | - | - | 1 | - | - | - |
| 422 | Wholesale trade, nondurable goods | 161 | 867 | 3 805 | 6 | 1 | 1 | 3 | - | - | 1 | - | - | - |
| 4224 | Grocery & related product whse | (C) | (D) | (D) | 1 | - | - | - | - | - | 1 | - | - | - |
| 42247 | Meat & meat product whse | (C) | (D) | (D) | 1 | - | - | - | - | - | 1 | - | - | - |
| 44-45 | Retail trade | 204 | 706 | 2 745 | 34 | 17 | 9 | 7 | 1 | - | - | - | - | - |
| 48-49 | Transportation & warehousing | 12 | 35 | 140 | 6 | 5 | 1 | - | - | - | - | - | - | - |
| 51 | Information | 10 | 28 | 121 | 3 | 2 | 1 | - | - | - | - | - | - | - |
| 52 | Finance & insurance | 70 | 435 | 1 838 | 14 | 9 | 3 | 1 | 1 | - | - | - | - | - |
| 53 | Real estate & rental & leasing | 7 | 6 | 37 | 5 | 5 | - | - | - | - | - | - | - | - |
| 54 | Professional, scientific & technical services | 20 | 59 | 259 | 10 | 10 | - | - | - | - | - | - | - | - |
| 55 | Management of companies & enterprises | (A) | (D) | (D) | 1 | 1 | - | - | - | - | - | - | - | - |
| 56 | Admin, support, waste mgt, remediation services | (A) | (D) | (D) | 3 | 3 | - | - | - | - | - | - | - | - |
| 62 | Health care and social assistance | 202 | 926 | 3 508 | 11 | 6 | 2 | 1 | 1 | - | 1 | - | - | - |
| 623 | Nursing & residential care facilities | (C) | (D) | (D) | 2 | - | - | - | 1 | - | 1 | - | - | - |
| 6231 | Nursing care facilities | (C) | (D) | (D) | 2 | - | - | - | 1 | - | 1 | - | - | - |
| 62311 | Nursing care facilities | (C) | (D) | (D) | 2 | - | - | - | 1 | - | 1 | - | - | - |
| 71 | Arts, entertainment & recreation | 16 | 22 | 121 | 3 | 1 | 2 | - | - | - | - | - | - | - |
| 72 | Accommodation & food services | 54 | 82 | 358 | 12 | 9 | 1 | 1 | 1 | - | - | - | - | - |
| 81 | Other services (except public administration) | 71 | 203 | 916 | 25 | 19 | 6 | - | - | - | - | - | - | - |
| WRIGHT | | | | | | | | | | | | | | |
| | Total | 4 812 | 25 490 | 106 938 | 429 | 256 | 83 | 45 | 28 | 10 | 6 | - | 1 | - |
| 11 | Forestry, fishing, hunting, and agriculture support | (A) | (D) | (D) | 1 | - | - | 1 | - | - | - | - | - | - |
| 21 | Mining | (A) | (D) | (D) | 1 | - | 1 | - | - | - | - | - | - | - |
| 22 | Utilities | 33 | 331 | 1 304 | 5 | 2 | 2 | 1 | - | - | - | - | - | - |
| 23 | Construction | 277 | 1 462 | 7 092 | 39 | 23 | 7 | 7 | 1 | 1 | - | - | - | - |
| 235 | Special trade contractors | 169 | 909 | 3 785 | 21 | 14 | 1 | 5 | - | 1 | - | - | - | - |
| 31-33 | Manufacturing | 1 354 | 9 545 | 41 480 | 28 | 11 | 4 | 2 | 6 | 3 | 1 | - | 1 | - |
| 311 | Food mfg | 177 | 1 567 | 6 166 | 7 | 2 | 1 | 1 | 2 | 1 | - | - | - | - |
| 323 | Printing & related support activities | 159 | 664 | 2 833 | 3 | - | - | 1 | 1 | 1 | - | - | - | - |
| 3231 | Printing & related support activities | 159 | 664 | 2 833 | 3 | - | - | 1 | 1 | 1 | - | - | - | - |
| 32311 | Printing | 159 | 664 | 2 833 | 3 | - | - | 1 | 1 | 1 | - | - | - | - |
| 333 | Machinery mfg | (C) | (D) | (D) | 3 | 1 | 1 | - | - | - | 1 | - | - | - |
| 3331 | Ag, construction & mining machinery mfg | (C) | (D) | (D) | 1 | - | - | - | - | - | 1 | - | - | - |
| 33311 | Agricultural implement mfg | (C) | (D) | (D) | 1 | - | - | - | - | - | 1 | - | - | - |
| 336 | Transportation equipment mfg | (F) | (D) | (D) | 2 | 1 | - | - | - | - | - | - | 1 | - |
| 3363 | Motor vehicle parts mfg | (F) | (D) | (D) | 1 | - | - | - | - | - | - | - | 1 | - |
| 33631 | Motor vehicle gas engine & engine parts mfg | (F) | (D) | (D) | 1 | - | - | - | - | - | - | - | 1 | - |
| 42 | Wholesale trade | 252 | 1 905 | 8 262 | 19 | 6 | 5 | 2 | 5 | 1 | - | - | - | - |
| 422 | Wholesale trade, nondurable goods | 168 | 1 336 | 5 966 | 11 | 4 | 1 | 2 | 3 | 1 | - | - | - | - |
| 4225 | Farm product raw material whse | (C) | (D) | (D) | 8 | 2 | 1 | 2 | 2 | 1 | - | - | - | - |
| 42251 | Grain & field bean whse | 140 | 1 230 | 5 546 | 7 | 1 | 1 | 2 | 2 | 1 | - | - | - | - |
| 422510 | Grain & field bean whse | 140 | 1 230 | 5 546 | 7 | 1 | 1 | 2 | 2 | 1 | - | - | - | - |
| 44-45 | Retail trade | 650 | 2 098 | 8 860 | 78 | 38 | 21 | 12 | 6 | 1 | - | - | - | - |
| 445 | Food & beverage stores | 224 | 564 | 2 282 | 9 | 2 | 1 | 1 | 4 | 1 | - | - | - | - |
| 4451 | Grocery stores | 182 | 479 | 1 918 | 5 | - | 1 | - | 3 | 1 | - | - | - | - |
| 44511 | Grocery (except convenience) stores | 182 | 479 | 1 918 | 5 | - | 1 | - | 3 | 1 | - | - | - | - |
| 445110 | Grocery (except convenience) stores | 182 | 479 | 1 918 | 5 | - | 1 | - | 3 | 1 | - | - | - | - |
| 447 | Gasoline stations | 132 | 377 | 1 598 | 14 | 5 | 5 | 3 | 1 | - | - | - | - | - |
| 4471 | Gasoline stations | 132 | 377 | 1 598 | 14 | 5 | 5 | 3 | 1 | - | - | - | - | - |
| 44711 | Gasoline stations with convenience stores | (C) | (D) | (D) | 11 | 2 | 5 | 3 | 1 | - | - | - | - | - |
| 48-49 | Transportation & warehousing | 193 | 1 400 | 5 211 | 16 | 13 | - | 1 | 1 | - | 1 | - | - | - |
| 484 | Truck transportation | (C) | (D) | (D) | 14 | 12 | - | - | 1 | - | 1 | - | - | - |
| 4841 | General freight trucking | (C) | (D) | (D) | 8 | 6 | - | - | 1 | - | 1 | - | - | - |
| 48412 | General freight trucking, long-distance | (C) | (D) | (D) | 7 | 5 | - | - | 1 | - | 1 | - | - | - |

See footnotes at end of table.

Table 6. Counties—Employees, Payroll, and Establishments by Industry: 2001—Con.

[Excludes most government employees, railroad employees, and self-employed persons. Size class 1 to 4 includes establishments with payroll, but no employees, during mid-March pay period. (D) denotes figures withheld to avoid disclosing data for individual companies; the data are included in broader industry totals. Detailed industries with 100 or more employees are shown if industry was not a (D). For explanation of terms, abbreviations, and data reliability/comparability, see introductory text]

| NAICS code | Industry | Number of employees for week including March 12 | Payroll (\$1,000) | | Total number of establishments | Number of establishments by employment-size class | | | | | | | | |
|--------------------|---|---|-------------------|---------------|--------------------------------|---|-----------|----------|----------|----------|------------|------------|------------|---------------|
| | | | First quarter | Annual | | 1 to 4 | 5 to 9 | 10 to 19 | 20 to 49 | 50 to 99 | 100 to 249 | 250 to 499 | 500 to 999 | 1,000 or more |
| WRIGHT—Con. | | | | | | | | | | | | | | |
| 51 | Information | 305 | 1 727 | 5 705 | 14 | 5 | 4 | 4 | — | — | 1 | — | — | — |
| 514 | Information & data processing services | (C) | (D) | (D) | 1 | — | — | — | — | — | 1 | — | — | — |
| 5142 | Data processing services | (C) | (D) | (D) | 1 | — | — | — | — | — | 1 | — | — | — |
| 51421 | Data processing services | (C) | (D) | (D) | 1 | — | — | — | — | — | 1 | — | — | — |
| 52 | Finance & insurance | 147 | 860 | 3 471 | 31 | 21 | 5 | 4 | 1 | — | — | — | — | — |
| 53 | Real estate & rental & leasing | 35 | 157 | 368 | 16 | 14 | 2 | — | — | — | — | — | — | — |
| 54 | Professional, scientific & technical services | 280 | 935 | 4 003 | 28 | 17 | 8 | 2 | — | — | 1 | — | — | — |
| 541 | Professional, scientific & technical services | 280 | 935 | 4 003 | 28 | 17 | 8 | 2 | — | — | 1 | — | — | — |
| 5418 | Advertising & related services | (C) | (D) | (D) | 1 | — | — | — | — | — | 1 | — | — | — |
| 54185 | Display advertising | (C) | (D) | (D) | 1 | — | — | — | — | — | 1 | — | — | — |
| 56 | Admin, support, waste mgt, remediation services | 36 | 281 | 1 146 | 16 | 14 | 2 | — | — | — | — | — | — | — |
| 61 | Educational services | (C) | (D) | (D) | 2 | 1 | — | — | — | — | 1 | — | — | — |
| 611 | Educational services | (C) | (D) | (D) | 2 | 1 | — | — | — | — | 1 | — | — | — |
| 6111 | Elementary & secondary schools | (C) | (D) | (D) | 2 | 1 | — | — | — | — | 1 | — | — | — |
| 61111 | Elementary & secondary schools | (C) | (D) | (D) | 2 | 1 | — | — | — | — | 1 | — | — | — |
| 62 | Health care and social assistance | 690 | 2 998 | 12 652 | 35 | 17 | 6 | 3 | 4 | 4 | 1 | — | — | — |
| 621 | Ambulatory health care services | 105 | 716 | 3 229 | 18 | 12 | 4 | 1 | 1 | — | — | — | — | — |
| 622 | Hospitals | (C) | (D) | (D) | 2 | — | — | — | — | 1 | 1 | — | — | — |
| 6221 | General medical & surgical hospitals | (C) | (D) | (D) | 2 | — | — | — | — | 1 | 1 | — | — | — |
| 62211 | General medical & surgical hospitals | (C) | (D) | (D) | 2 | — | — | — | — | 1 | 1 | — | — | — |
| 623 | Nursing & residential care facilities | 325 | 1 058 | 4 451 | 6 | — | 1 | — | 2 | 3 | — | — | — | — |
| 6231 | Nursing care facilities | 238 | 805 | 3 480 | 3 | — | — | — | — | 3 | — | — | — | — |
| 62311 | Nursing care facilities | 238 | 805 | 3 480 | 3 | — | — | — | — | 3 | — | — | — | — |
| 623110 | Nursing care facilities | 238 | 805 | 3 480 | 3 | — | — | — | — | 3 | — | — | — | — |
| 71 | Arts, entertainment & recreation | 5 | 24 | 124 | 5 | 5 | — | — | — | — | — | — | — | — |
| 72 | Accommodation & food services | 237 | 343 | 1 551 | 34 | 20 | 5 | 5 | 4 | — | — | — | — | — |
| 722 | Food services & drinking places | (C) | (D) | (D) | 32 | 18 | 5 | 5 | 4 | — | — | — | — | — |
| 7222 | Limited-service eating places | 130 | 182 | 815 | 15 | 5 | 5 | 3 | 2 | — | — | — | — | — |
| 72221 | Limited-service eating places | 130 | 182 | 815 | 15 | 5 | 5 | 3 | 2 | — | — | — | — | — |
| 722211 | Limited-service restaurants | 115 | 155 | 716 | 12 | 4 | 3 | 3 | 2 | — | — | — | — | — |
| 81 | Other services (except public administration) | 155 | 387 | 1 590 | 59 | 48 | 10 | 1 | — | — | — | — | — | — |
| 95 | Auxiliaries (exc corporate, subsidiary & regional mgt) | (A) | (D) | (D) | 1 | — | 1 | — | — | — | — | — | — | — |
| 99 | Unclassified establishments | (A) | (D) | (D) | 1 | 1 | — | — | — | — | — | — | — | — |
| STATEWIDE | | | | | | | | | | | | | | |
| | Total | 348 | 3 555 | 12 934 | 29 | 18 | 8 | — | — | 2 | 1 | — | — | — |
| 21 | Mining | (C) | (D) | (D) | 2 | — | 1 | — | — | — | 1 | — | — | — |
| 213 | Mining support activities | (C) | (D) | (D) | 2 | — | 1 | — | — | — | 1 | — | — | — |
| 2131 | Mining support activities | (C) | (D) | (D) | 2 | — | 1 | — | — | — | 1 | — | — | — |
| 21311 | Mining support activities | (C) | (D) | (D) | 2 | — | 1 | — | — | — | 1 | — | — | — |
| 23 | Construction | (A) | (D) | (D) | 1 | 1 | — | — | — | — | — | — | — | — |
| 42 | Wholesale trade | 83 | 1 139 | 4 739 | 9 | 5 | 3 | — | — | 1 | — | — | — | — |
| 44-45 | Retail trade | (A) | (D) | (D) | 1 | 1 | — | — | — | — | — | — | — | — |
| 51 | Information | (A) | (D) | (D) | 2 | 1 | 1 | — | — | — | — | — | — | — |
| 52 | Finance & insurance | 19 | 265 | 811 | 6 | 4 | 2 | — | — | — | — | — | — | — |
| 54 | Professional, scientific & technical services | (A) | (D) | (D) | 1 | 1 | — | — | — | — | — | — | — | — |
| 56 | Admin, support, waste mgt, remediation services | (B) | (D) | (D) | 6 | 5 | — | — | — | 1 | — | — | — | — |
| 62 | Health care and social assistance | (A) | (D) | (D) | 1 | — | 1 | — | — | — | — | — | — | — |

Note: Employment-size classes are indicated as follows: A—0 to 19; B—20 to 99; C—100 to 249; E—250 to 499; F—500 to 999; G—1,000 to 2,499; H—2,500 to 4,999; I—5,000 to 9,999; J—10,000 to 24,999; K—25,000 to 49,999; L—50,000 to 99,999; M—100,000 or more.

Description of Publications Issued in Previous Years

1974 through 2000

Data are provided for mid-March employment, first-quarter and annual payrolls, and establishments, by industry, for each county in the state and, in a separate report, for the United States. Data are included for every industry having a significant number of employees or establishments. Refer to General Explanation for a description of the types of employment covered.

1964 through 1973

Data are provided for first-quarter reporting units, employment, and taxable payrolls for each county and metropolitan area in the state and, in a separate report, for the United States. Data are included for every industry having a significant number of employees or reporting units.

1959 and 1962

Data are provided for first-quarter reporting units, employment, and taxable payrolls for each county in the state and, in a separate report, for the United States. Data are included for every industry having a significant number of employees or reporting units. Data are combined for some counties in eight states.

1956

Data are provided for first-quarter reporting units, employment, and taxable payrolls for each county in the state and, in a separate report, for the United States. Data are included for SIC economic divisions, major groups, and selected three-digit SICs. Data are combined for some counties in eight states.

1949 and 1950

Data are provided for first-quarter manufacturing establishments, employment, and taxable payrolls for each large county in the state and, in a separate report, for the United States. Data are included for manufacturing major industry groups and selected three-digit SICs. Manufacturing totals are included for small counties. Data are combined for some counties in eight states.

1947, 1948, 1951, and 1953

Data are provided for first-quarter reporting units, employment, and taxable payrolls for each large county in the state and, in a separate report, for the United States. Data are included for SIC economic divisions, major groups, and selected three-digit SICs. Economic division totals are included for small counties. Data are combined for some counties in eight states.

1946

Data are provided for first-quarter reporting units, employment, and taxable payrolls for each large county in the state and, in a separate report, for the United States. Data are included for SIC economic divisions and major groups. Economic division totals are included for small counties. Data are combined for some counties in eight states.

Availability

The most recent edition of County Business Patterns can be examined on the Internet at www.census.gov. Editions prior to 1993 are available in depository libraries for Federal publications, which are conveniently located in all areas of the country.

For information on the coverage of individual series, write to Chief, Economic Planning and Coordination Division, U.S. Census Bureau, Washington, DC 20233.