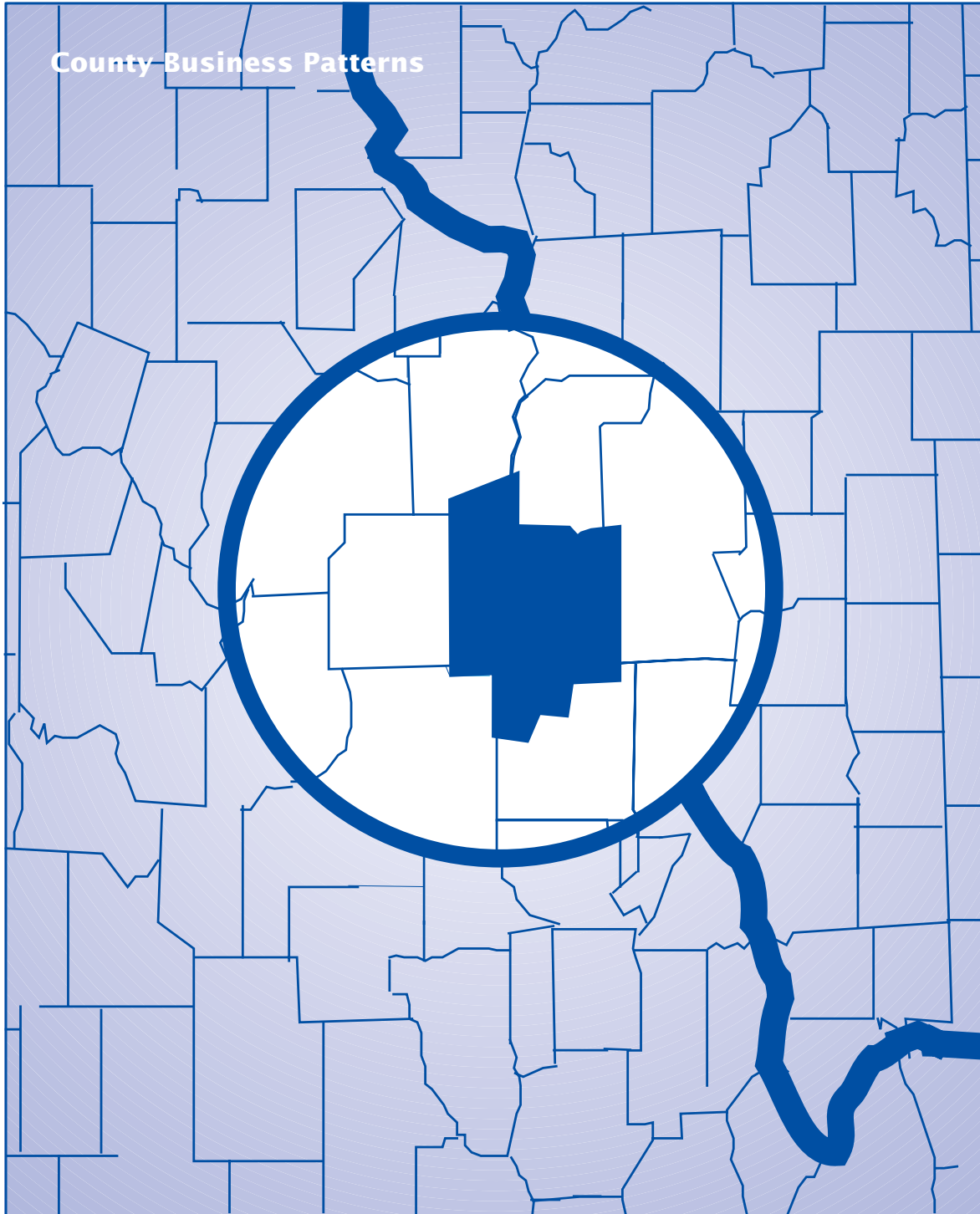


Mississippi: 2000

Issued May 2002

CBP/00-26



U S C E N S U S B U R E A U

Helping You Make Informed Decisions • 1902-2002

U.S. Department of Commerce
Economics and Statistics Administration
U.S. CENSUS BUREAU



ACKNOWLEDGMENTS

This report was prepared under the general direction of **Carl A. Konschnik**, Assistant Division Chief for Research and Methodology, Economic Planning and Coordination Division. **Paul Hanczaryk**, Chief, Register Analysis Branch, supervised the preparation of this report and was assisted by **Phil Thompson** and **Gerald Feuer**. **Kasey Dickenson, Yolanda Funderburk, Mary Green, Mary Hogan, Joel Fowler, Alan Pines, and Jon Youngman** contributed in resolving establishment processing problems and in data analysis.

Additional data analysis was provided by the staffs of **Lawrence A. Blum**, Assistant Division Chief for Collection Activities, Economic Planning and Coordination Division, assisted by **David Eade**; and **Carlene Bottorff**, Chief, Economic Projects Branch, National Processing Center, assisted by **Marsha Sowders** and **Anita Coomes**. Statistical methodology and quality assurance operations were performed by **Ken Sausman, Michael Kornbau, Thomas Cevis, and Marilyn Italiano**.

Steven McCraith, Chief, Census Related Surveys Branch, Economic Statistical Methods and Programming Division, assisted

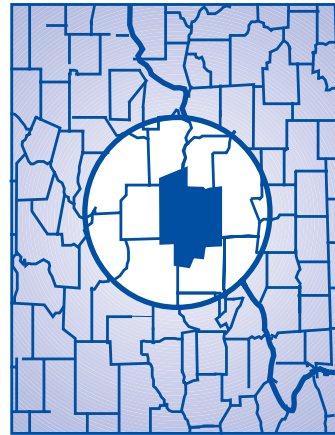
by **Dan Vacca**, supervised computer support operations. **Ed Carr** was assigned primary responsibility for programming this report. **Jerry Richards** and **Bob Penrod** provided additional support for computer operations.

David Chapman of the Economic Statistical Methods and Programming Division contributed to the editing system and provided other methodological improvements.

Kim D. Ottenstein, Bernadette J. Gayle, and Laurene V. Qualls of the Administrative and Customer Services Division, **Walter C. Odom**, Chief, provided publications and printing management, graphics design and composition, and editorial review for print and electronic media. General direction and production management were provided by **Michael G. Garland**, Assistant Chief, and **Gary J. Lauffer**, Chief, Publications Services Branch.

Special acknowledgment is also due the many businesses whose cooperation has contributed to the publication of these data.

County Business Patterns



U.S. Department of Commerce

Donald L. Evans,

Secretary

Samuel W. Bodman,

Deputy Secretary

**Economics
and Statistics
Administration**

Kathleen B. Cooper,

Under Secretary for
Economic Affairs

U.S. CENSUS BUREAU
Charles Louis Kincannon,

Director

SUGGESTED CITATION

U.S. Census Bureau,
County Business Patterns 2000

MISSISSIPPI

Washington, DC, 2002



**Economics
and Statistics
Administration**

Kathleen B. Cooper,
Under Secretary
for Economic Affairs



U.S. CENSUS BUREAU

Charles Louis Kincannon,
Director

William G. Barron, Jr.,
Deputy Director

John H. Thompson,
Principal Associate Director
for Programs

Frederick T. Knickerbocker,
Associate Director
for Economic Programs

Thomas L. Mesenbourg,
Assistant Director
for Economic Programs

Shirin A. Ahmed,
Chief, Economic
Planning and Coordination
Division

CONTENTS

General Explanation

| | |
|--|------|
| Introduction | V |
| Industry Classifications | V |
| Data Products | V |
| Sources of Data | VI |
| Definitions of Basic Data Items | VI |
| Industry and Geography Classifications | VII |
| Comparability With Other Data | VII |
| Data Withheld From Publication | VII |
| Reliability of Data | VIII |
| Abbreviations and Symbols | VIII |

| | |
|-----------------|----|
| State Map | IX |
|-----------------|----|

Tables

| | |
|---|----|
| 1. The State—Establishments, Employees, and Payroll by Major Group: 2000 and 1999 | 1 |
| 2. The State—Employees, Payroll, and Establishments by Industry: 2000 | 3 |
| 3. The State—Employees and Annual Payroll by Employment-Size Class: 2000 | 30 |
| 4. The State—Establishments With 1,000 Employees or More by Major Group and Employment-Size Class: 2000 | 35 |
| 5. The State—Employees, Payroll, and Establishments by County: 2000 and 1999 | 36 |
| 6. Counties—Employees, Payroll, and Establishments by Industry: 2000 | 37 |

Description of Pubs Issued in Previous Years—Inside Back Cover

General Explanation

INTRODUCTION

County Business Patterns is an annual series that provides subnational economic data by industry. The series is useful for studying the economic activity of small areas; analyzing economic changes over time; and as a benchmark for statistical series, surveys, and databases between economic censuses. Businesses use the data for analyzing market potential, measuring the effectiveness of sales and advertising programs, setting sales quotas, and developing budgets. Government agencies use the data for administration and planning.

County Business Patterns covers most of the country's economic activity. The series excludes data on self-employed individuals, employees of private households, railroad employees, agricultural production employees, and most government employees.

This series has been published annually since 1964 and at irregular intervals dating back to 1946. The comparability of data over time may be affected by definitional changes in establishments, activity status, and industrial classifications. For more details on these changes, see the section "Comparability With Other Data."

INDUSTRY CLASSIFICATIONS

Data from the County Business Patterns series are published primarily on the basis of the North American Industry Classification System (NAICS). Earlier County Business Patterns data were published according to the Standard Industrial Classification (SIC) system. While many of the individual NAICS industries correspond directly to industries as defined under the SIC system, most of the aggregate NAICS groupings do not.

Particular care should be taken in comparing data for retail trade, wholesale trade, and manufacturing, which are sector titles used in both NAICS and SIC, but cover somewhat different groups of industries. For more information on NAICS and changes from the SIC system, go to www.census.gov/epcd/www/naics.html

The 2000 County Business Patterns series includes the following NAICS sectors:

| <i>Sector</i> | <i>Description</i> |
|---------------|---|
| 11 | Forestry, Fishing, Hunting, and Agriculture Support |
| 21 | Mining |
| 22 | Utilities |

| <i>Sector</i> | <i>Description</i> |
|---------------|--|
| 23 | Construction |
| 31-33 | Manufacturing |
| 42 | Wholesale Trade |
| 44-45 | Retail Trade |
| 48-49 | Transportation and Warehousing |
| 51 | Information |
| 52 | Finance and Insurance |
| 53 | Real Estate and Rental and Leasing |
| 54 | Professional, Scientific, and Technical Services |
| 55 | Management of Companies and Enterprises |
| 56 | Administrative and Support and Waste Management and Remediation Services |
| 61 | Educational Services |
| 62 | Health Care and Social Assistance |
| 71 | Arts, Entertainment, and Recreation |
| 72 | Accommodation and Food Services |
| 81 | Other Services (except Public Administration) |
| 95 | Auxiliaries (except corporate, subsidiary, and regional management) |
| 99 | Unclassified |

County Business Patterns data are tabulated by industry as defined in the manual entitled *North American Industry Classification System: United States, 1997* with some exceptions. Data for auxiliary establishments (except corporate, subsidiary, and regional managing offices) will be tabulated in a separate category (Sector 95).

The 2000 County Business Patterns covers all NAICS industries except crop and animal production (NAICS 111,112), rail transportation (NAICS 482), National Postal Service (NAICS 491), pension, health, welfare, and vacation funds (NAICS 525110, 525120, 525190), trusts, estates, and agency accounts (NAICS 525920), private households (NAICS 814), and public administration (NAICS 92).

DATA PRODUCTS

Reports

The County Business Patterns data series includes a separate printed report for each state, the District of Columbia, Puerto Rico, and the United States. Individual state reports present payroll and employment data for the state and counties by industry. The reports also include the number of establishments by industry and employment size class.

The United States report presents similar data for the country as a whole. In addition, the U.S. report provides employment and payroll data by employment size class for major industry groups.

Data for industries with fewer than 100 employees, as well as data for detailed industries withheld to avoid disclosing data for individual companies, are not shown in the printed reports. However, these data are available on CD-ROM and other computer products.

Electronic Data Formats

County Business Patterns series data are available on CD-ROM, computer tapes and diskettes. The CD-ROM also includes software for creating County Business Patterns data files compatible with popular database and spreadsheet software. In addition, ZIP Code Business Patterns data are available on CD-ROM and are available shortly after the release of County Business Patterns, and include the number of establishments by NAICS industry.

Publications also are available in Portable Document Format (PDF) at www.census.gov/prod/www/abs/cbptotal.html. In order to view these files, you will need the Adobe(R) Acrobat(R) Reader, which is available for free from the Adobe web site at www.adobe.com. Alternatively, the Census Bureau will print the publication, give it a glue binding, and ship it to you for a fee.

For information and options to order County Business Patterns data products, contact:

Customer Services Center
Marketing Services Office
U.S. Census Bureau
Washington, DC 20233

Telephone: 301-457-4100
Internet address: www.census.gov/

Special Tabulations

Special tabulations of County Business Patterns are available on a cost-reimbursable basis. For more information, contact:

U.S. Census Bureau
Economic Planning and Coordination Division
Register Analysis Branch
Washington, DC 20233

Telephone: 301-457-2580
Fax: 301-457-4433
E-mail: cbp@census.gov

SOURCES OF DATA

County Business Patterns basic data items are extracted from the Standard Statistical Establishment List, a file of all known single and multiestablishment employer companies maintained and updated by the U.S. Census Bureau. The annual Company Organization Survey provides individual

establishment data for multiestablishment companies. Data for single-establishment companies are obtained from various Census Bureau programs, such as the Annual Survey of Manufactures and Current Business Surveys, as well as from administrative records of the Internal Revenue Service, the Social Security Administration, and the Bureau of Labor Statistics.

DEFINITIONS OF BASIC DATA ITEMS

Establishments

An establishment is a single physical location at which business is conducted or services or industrial operations are performed. It is not necessarily identical with a company or enterprise, which may consist of one or more establishments. When two or more activities are carried on at a single location under a single ownership, all activities generally are grouped together as a single establishment. The entire establishment is classified on the basis of its major activity and all data are included in that classification.

Establishment-size designations are determined by paid employment in the mid-March pay period. The size group "1 to 4" includes establishments that did not report any paid employees in the mid-March pay period but paid wages to at least one employee at some time during the year.

Establishment counts represent the number of locations with paid employees any time during the year. This series excludes governmental establishments except for wholesale liquor establishments (NAICS 4228), retail liquor stores (NAICS 44531), Federally-chartered savings institutions (NAICS 522120), Federally-chartered credit unions (NAICS 522130), and hospitals (NAICS 622).

Payroll

Total payroll includes all forms of compensation, such as salaries, wages, reported tips, commissions, bonuses, vacation allowances, sick-leave pay, employee contributions to qualified pension plans, and the value of taxable fringe benefits. For corporations, it includes amounts paid to officers and executives; for unincorporated businesses, it does not include profit or other compensation of proprietors or partners. Payroll is reported before deductions for Social Security, income tax, insurance, union dues, etc. First-quarter payroll consists of payroll during the January-to-March quarter.

Mid-March Employment

Paid employment consists of full- and part-time employees, including salaried officers and executives of corporations, who are on the payroll in the pay period including March 12. Included are employees on paid sick leave, holidays, and vacations; not included are proprietors and partners of unincorporated businesses.

INDUSTRY AND GEOGRAPHY CLASSIFICATIONS

The quinquennial economic censuses are the primary source for industry and geography classifications. The annual Company Organization Survey, Annual Survey of Manufactures, Current Business Surveys, and other Census Bureau programs provide regular updates.

Industry Classification

Additional sources for assigning industry classifications are the Social Security Administration, the Internal Revenue Service, and the Bureau of Labor Statistics. These sources provide industry classification information for new businesses and businesses not canvassed in the Census Bureau programs. Establishments without sufficient industry information are tabulated in the “unclassified establishments” group.

Industry classifications are explained in an appendix in the U.S. Summary. The industry titles used throughout this series are the short NAICS titles; complete descriptions are contained in the manual entitled *North American Industry Classification System: United States, 1997*.

Geography Classification

Most geography codes are derived from the physical location address reported in Census Bureau programs. The Internal Revenue Service provides supplemental address information. Those employers without a fixed location within a state (or of unknown county location) are included under a “statewide” classification at the end of the county tables. This incomplete detail causes only slight understatement of county employment. The independent cities in Virginia, and the cities of Baltimore, MD; Carson City, NV; and St. Louis, MO, are treated as separate counties.

Employee Leasing Services

Historically, the permanent on-site work force at a business location were paid employees of that establishment. This traditional practice of firms directly hiring employees is still the dominant employer/employee relationship in the United States. However, over the past decade a new work force arrangement has emerged.

Under this new arrangement, a company commonly known as an employee leasing company or professional employer organization (PEO) operates in a co-employment relationship with client businesses. Employee leasing establishments typically acquire and lease back some or all of the employees of their clients, and serve as the employer of record of the leased employees for payroll, benefits, and related purposes.

The 2000 CBP shows over 1.25 million employees in employee leasing services (NAICS 561330), up significantly from the approximately 1 million employees published in the 1999 CBP. Clearly, the employees are not classified in the predominant industry of the client businesses.

Also, leasing companies may pay these employees out of a single payroll office. This may result in the leasing company’s employment and payroll data being reported in the county where the payroll office is located, thus distorting the data for that county. In some cases, many thousands of employees may be paid from a single payroll office. Therefore, for geography purposes, we may publish employee-leasing establishments in the “statewide” category in states where such payroll offices are located, as these establishments service multiple counties.

COMPARABILITY WITH OTHER DATA

Earlier County Business Patterns

The comparability of data with previous County Business Patterns series may be affected by the following definitional changes:

- The change from a “reporting unit” concept to establishment based data in 1974
- The change in definition of “active” establishments in 1983
- The change in industrial classification definitions, the most recent occurring in 1998

A description of previous County Business Patterns publications is provided on the inside back cover.

1997 Economic Census

Definitional and coverage differences may affect the direct comparison of 1997 Economic Census and County Business Patterns data. Definitions of an establishment, employment, and payroll are detailed in the introductory text of each publication.

The 1997 Economic Census generally uses respondent-reported data. The County Business Patterns uses administrative record data for small establishments. Although efforts are made to resolve significant differences in the data, differences are known to exist.

Some large companies report different activities at the same location as separate profit centers. The County Business Patterns program treats each profit center as a separate establishment. The 1997 Economic Census may combine the profit centers into one establishment. This results in establishment count differences.

DATA WITHHELD FROM PUBLICATION

In accordance with U.S. Code, Title 13, Section 9, no data are published that would disclose the operations of an individual employer. However, the number of establishments in an industry classification and the distribution of these establishments by employment-size class are not considered to be disclosures, and so this information may be released even though other information is withheld from publications.

RELIABILITY OF DATA

All data are tabulated from universe files and are not subject to sampling errors. However, the data are subject to nonsampling errors. Nonsampling errors can be attributed to many sources: inability to identify all cases in the universe; definition and classification difficulties; differences in interpretation of questions; errors in recording or coding the data obtained; and estimation of employers who reported too late to be included in the tabulations and for records with missing or misreported data.

The accuracy of the data is determined by the joint effects of the various nonsampling errors. No direct measurement of these effects has been obtained; however, precautionary steps were taken in all phases of collection, processing, and tabulation to minimize the effects of nonsampling errors.

ABBREVIATIONS AND SYMBOLS

The following abbreviations and symbols are used in this publication:

| | |
|----------|--|
| – | Represents zero. |
| A-C, E-M | Entered in place of employment data, represents an employment-size class as defined in the footnote of the tables. |
| (D) | Withheld to avoid disclosing data for individual companies; data are included in broader industry totals. |
| n.e.c. | Not elsewhere classified. |
| NAICS | North American Industry Classification System. |

County Business Patterns--Mississippi

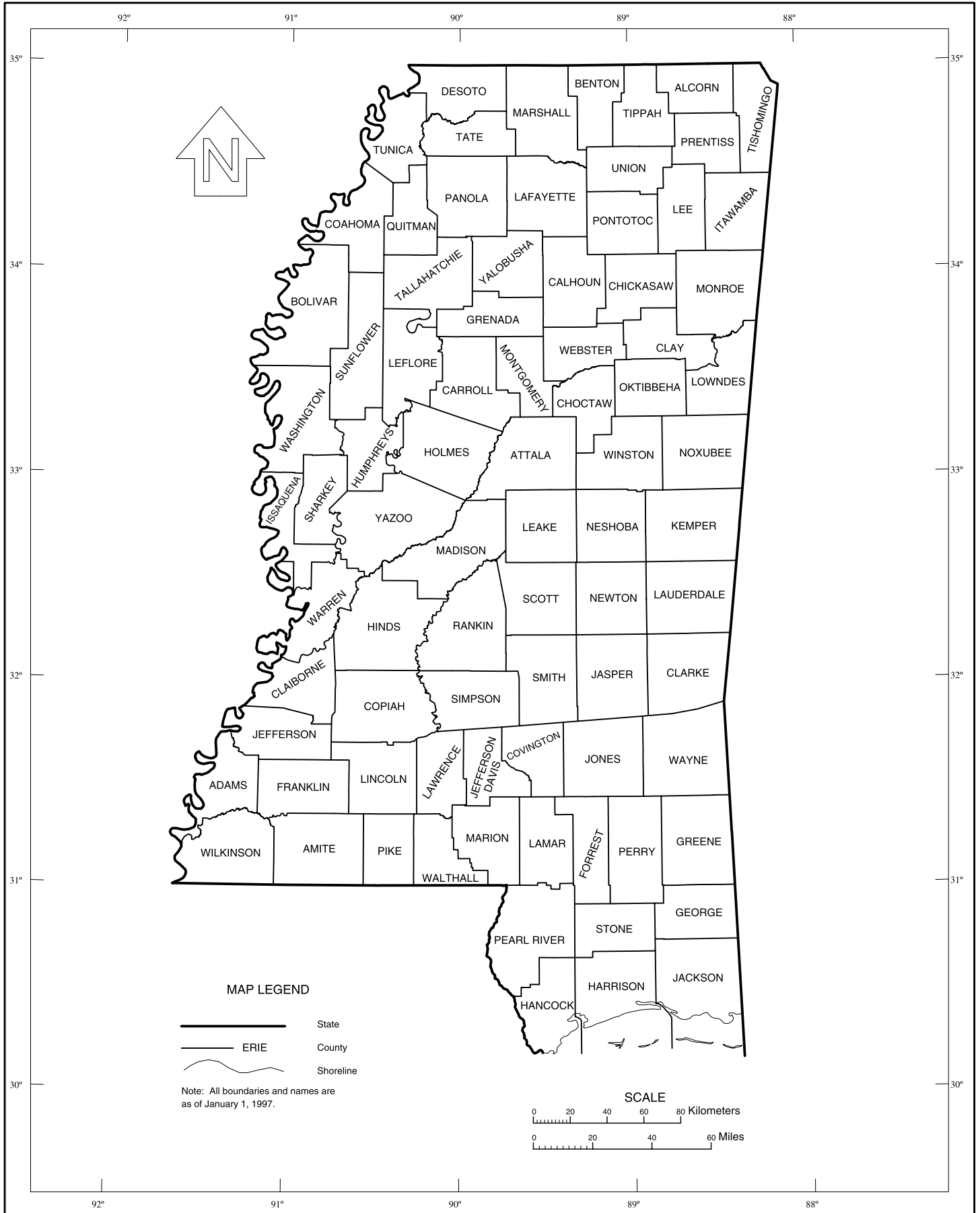


Table 1. The State—Establishments, Employees, and Payroll by Major Group: 2000 and 1999

[Excludes most government employees, railroad employees, and self-employed persons. (D) denotes figures withheld to avoid disclosing data for individual companies; the data are included in broader industry totals. For explanation of terms, abbreviations, and data reliability/comparability, see introductory text]

| NAICS code | Major group | 2000 | | | | 1999 | | | |
|--------------|--|--------------------------|---|-------------------|-------------------|--------------------------|---|-------------------|-------------------|
| | | Number of establishments | Number of employees for week including March 12 | Payroll (\$1,000) | | Number of establishments | Number of employees for week including March 12 | Payroll (\$1,000) | |
| | | | | First quarter | Annual | | | First quarter | Annual |
| | Total | 59 788 | 956 781 | 5 553 048 | 22 843 586 | 59 834 | 948 883 | 5 168 537 | 22 172 251 |
| 11 | Forestry, fishing, hunting, and agriculture support | 877 | 5 785 | 31 257 | 130 887 | 926 | 5 909 | 29 634 | 132 099 |
| 113 | Forestry and logging | 673 | 4 571 | 25 154 | 106 156 | 707 | 4 734 | 23 747 | 106 909 |
| 114 | Fishing, hunting & trapping | 9 | (B) | (D) | (D) | 13 | 54 | 168 | 742 |
| 115 | Agriculture & forestry support activities | 195 | (G) | (D) | (D) | 206 | 1 121 | 5 719 | 24 448 |
| 21 | Mining | 319 | 3 909 | 33 314 | 139 470 | 327 | 3 901 | 35 733 | 142 856 |
| 211 | Oil & gas extraction | 102 | 486 | 6 861 | 24 684 | 104 | 540 | 8 519 | 25 928 |
| 212 | Mining (except oil & gas) | 59 | 1 002 | 7 946 | 32 244 | 59 | 1 040 | 7 150 | 31 626 |
| 213 | Mining support activities | 158 | 2 421 | 18 507 | 82 542 | 164 | 2 321 | 20 064 | 85 302 |
| 22 | Utilities | 616 | 9 121 | 123 381 | 451 213 | 600 | 7 982 | 95 049 | 451 257 |
| 221 | Utilities | 616 | 9 121 | 123 381 | 451 213 | 600 | 7 982 | 95 049 | 451 257 |
| 23 | Construction | 5 036 | 54 500 | 332 060 | 1 428 954 | 5 158 | 56 409 | 327 192 | 1 465 320 |
| 233 | Building, developing & general contracting | 1 490 | 13 366 | 90 615 | 371 026 | 1 551 | 14 055 | 88 955 | 374 357 |
| 234 | Heavy construction | 14 241 | 90 561 | 427 004 | 1 553 065 | 529 | 15 453 | 98 289 | 441 626 |
| 235 | Special trade contractors | 3 045 | 26 893 | 150 884 | 630 924 | 3 078 | 26 901 | 139 948 | 649 337 |
| 31-33 | Manufacturing | 2 843 | 220 046 | 1 507 197 | 5 984 429 | 2 885 | 223 302 | 1 416 033 | 5 919 164 |
| 311 | Food mfg | 204 | 28 850 | 134 983 | 551 266 | 210 | 28 035 | 135 223 | 547 512 |
| 312 | Beverage & tobacco product mfg | 28 | (F) | (D) | (D) | 26 | (F) | (D) | (D) |
| 313 | Textile mills | 26 | 2 562 | 16 568 | 68 692 | 29 | 2 591 | 15 717 | 79 451 |
| 314 | Textile product mills | 55 | 3 454 | 18 640 | 74 425 | 60 | (H) | (D) | (D) |
| 315 | Apparel manufacturing | 121 | 12 424 | 50 747 | 202 814 | 117 | 14 219 | 51 847 | 224 814 |
| 316 | Leather & allied product mfg | 6 | (C) | (D) | (D) | 8 | (C) | (D) | (D) |
| 321 | Wood product mfg | 363 | 16 747 | 114 396 | 434 734 | 369 | 17 529 | 107 087 | 439 682 |
| 322 | Paper mfg | 60 | 8 151 | 86 905 | 338 065 | 61 | 8 637 | 88 663 | 351 900 |
| 323 | Printing & related support activities | 202 | 3 953 | 29 267 | 120 698 | 207 | 4 126 | 28 330 | 122 564 |
| 324 | Petroleum & coal products mfg | 30 | 1 874 | 23 562 | 95 327 | 29 | 1 919 | 22 618 | 92 886 |
| 325 | Chemical mfg | 105 | 8 036 | 86 172 | 346 525 | 109 | 7 717 | 80 163 | 312 847 |
| 326 | Plastics & rubber products mfg | 159 | 11 435 | 84 180 | 327 963 | 157 | 11 401 | 77 499 | 327 273 |
| 327 | Nonmetallic mineral product mfg | 180 | 5 397 | 39 161 | 158 614 | 171 | 5 004 | 33 747 | 142 765 |
| 331 | Primary metal mfg | 43 | 3 551 | 26 612 | 109 835 | 32 | 3 496 | 23 747 | 99 135 |
| 332 | Fabricated metal product mfg | 360 | 15 048 | 109 567 | 443 385 | 373 | 15 059 | 102 166 | 432 388 |
| 333 | Machinery mfg | 176 | 15 508 | 115 475 | 443 612 | 180 | 15 948 | 109 166 | 436 597 |
| 334 | Computer & electronic product mfg | 46 | 4 560 | 29 076 | 128 807 | 39 | 4 820 | 27 051 | 115 125 |
| 335 | Electrical equip, appliance & component mfg | 68 | 14 836 | 99 360 | 397 968 | 72 | 15 507 | 93 854 | 407 620 |
| 336 | Transportation equipment mfg | 112 | 24 486 | 203 401 | 795 459 | 121 | 26 618 | 192 769 | 790 765 |
| 337 | Furniture & related product mfg | 322 | 32 936 | 203 256 | 801 527 | 342 | 31 233 | 178 067 | 781 597 |
| 339 | Miscellaneous mfg | 177 | 5 489 | 31 545 | 126 996 | 173 | 5 159 | 27 775 | 119 962 |
| 42 | Wholesale trade | 3 116 | 39 972 | 293 159 | 1 221 712 | 3 137 | 39 444 | 275 545 | 1 186 970 |
| 421 | Wholesale trade, durable goods | 1 949 | 20 666 | 157 344 | 657 686 | 1 963 | 20 467 | 149 096 | 639 953 |
| 422 | Wholesale trade, nondurable goods | 1 167 | 19 306 | 135 815 | 564 026 | 1 174 | 18 977 | 126 449 | 547 017 |
| 44-45 | Retail trade | 12 794 | 141 321 | 579 398 | 2 384 350 | 12 744 | 138 089 | 551 644 | 2 354 595 |
| 441 | Motor vehicle & parts dealers | 1 720 | 18 282 | 123 293 | 512 102 | 1 697 | 17 554 | 113 051 | 502 960 |
| 442 | Furniture & home furnishing stores | 661 | 4 596 | 21 138 | 90 205 | 653 | 4 335 | 20 006 | 87 061 |
| 443 | Electronics & appliance stores | 407 | 2 307 | 11 607 | 47 180 | 415 | 2 154 | 10 707 | 44 421 |
| 444 | Bldg material & garden equip & supp dealers | 1 104 | 12 151 | 65 364 | 272 186 | 1 082 | 11 891 | 62 240 | 274 260 |
| 445 | Food & beverage stores | 1 676 | 25 541 | 76 845 | 303 948 | 1 674 | 27 079 | 79 098 | 328 291 |
| 446 | Health & personal care stores | 912 | 7 025 | 34 125 | 147 161 | 903 | 7 127 | 33 267 | 142 111 |
| 447 | Gasoline stations | 1 892 | 14 263 | 44 392 | 184 240 | 1 930 | 14 098 | 41 046 | 177 059 |
| 448 | Clothing & clothing accessories stores | 1 506 | 11 026 | 30 534 | 126 326 | 1 507 | 10 307 | 27 860 | 119 106 |
| 451 | Sporting goods, hobby, book & music stores | 464 | 3 233 | 10 012 | 42 352 | 454 | 3 024 | 8 561 | 38 967 |
| 452 | General merchandise stores | 826 | 32 966 | 118 117 | 483 951 | 796 | 30 874 | 114 872 | 464 618 |
| 453 | Miscellaneous store retailers | 1 253 | 6 830 | 26 546 | 105 587 | 1 238 | 6 328 | 23 462 | 104 633 |
| 454 | Nonstore retailers | 373 | 3 101 | 17 425 | 69 112 | 395 | 3 318 | 17 474 | 71 108 |
| 48-49 | Transportation & warehousing | 2 271 | 25 862 | 182 679 | 746 667 | 2 315 | 25 839 | 169 459 | 739 195 |
| 481 | Air transportation | 38 | (E) | (D) | (D) | 34 | (E) | (D) | (D) |
| 483 | Water transportation | 25 | 626 | 5 831 | 24 337 | 25 | 637 | 5 776 | 24 118 |
| 484 | Truck transportation | 1 695 | 18 082 | 128 711 | 525 477 | 1 742 | 17 624 | 113 586 | 507 518 |
| 485 | Transit & ground passenger transportation | 85 | (G) | (D) | (D) | 86 | 1 161 | 4 007 | 19 603 |
| 486 | Pipeline transportation | 65 | 613 | 10 070 | 39 401 | 50 | 725 | 10 297 | 37 771 |
| 487 | Scenic & sightseeing transportation | 14 | (B) | (D) | (D) | 17 | (B) | (D) | (D) |
| 488 | Transportation support activities | 201 | 3 115 | 21 325 | 85 579 | 212 | 3 531 | 24 136 | 100 543 |
| 492 | Couriers & messengers | 65 | 933 | 4 950 | 23 224 | 68 | 953 | 5 205 | 21 891 |
| 493 | Warehousing & storage | 83 | 765 | 5 015 | 19 607 | 81 | 790 | 4 780 | 20 040 |
| 51 | Information | 1 021 | 19 453 | 196 882 | 819 116 | 925 | 15 192 | 112 407 | 467 475 |
| 511 | Publishing industries | 161 | 3 334 | 21 196 | 88 977 | 164 | 3 196 | 20 093 | 81 138 |
| 512 | Motion picture & sound recording industries | 73 | 909 | 1 954 | 7 455 | 69 | (F) | (D) | (D) |
| 513 | Broadcasting & telecommunications | 673 | 14 169 | 167 039 | 694 361 | 582 | 10 206 | 85 008 | 357 030 |
| 514 | Information & data processing services | 114 | 1 041 | 6 693 | 28 323 | 110 | (F) | (D) | (D) |
| 52 | Finance & insurance | 4 246 | 33 791 | 282 179 | 1 101 767 | 4 281 | 34 574 | 271 951 | 1 111 832 |
| 522 | Credit intermediation & related activities | 2 465 | 21 165 | 153 386 | 605 489 | 2 436 | 21 466 | 151 481 | 640 912 |
| 523 | Security, commodity contracts & like activity | 311 | (G) | (D) | (D) | 299 | (G) | (D) | (D) |
| 524 | Insurance carriers & related activities | 1 461 | 11 089 | 100 619 | 390 748 | 1 541 | 11 655 | 97 370 | 382 759 |
| 525 | Funds, trusts, & other financial vehicles (part) | 9 | (B) | (D) | (D) | 5 | (B) | (D) | (D) |
| 53 | Real estate & rental & leasing | 2 179 | 9 255 | 44 367 | 189 108 | 2 179 | 8 942 | 40 275 | 171 873 |
| 531 | Real estate | 1 509 | (I) | (D) | (D) | 1 508 | 4 955 | 22 226 | 94 925 |
| 532 | Rental & leasing services | 665 | (H) | (D) | (D) | 665 | (H) | (D) | (D) |
| 533 | Lessors of other nonfinancial intangible asset | 5 | (A) | (D) | (D) | 6 | (B) | (D) | (D) |

See footnotes at end of table.

Table 1. The State—Establishments, Employees, and Payroll by Major Group: 2000 and 1999—Con.

[Excludes most government employees, railroad employees, and self-employed persons. (D) denotes figures withheld to avoid disclosing data for individual companies; the data are included in broader industry totals. For explanation of terms, abbreviations, and data reliability/comparability, see introductory text]

| NAICS code | Major group | 2000 | | | | 1999 | | | |
|------------|---|--------------------------|---|-------------------|------------------|--------------------------|---|-------------------|------------------|
| | | Number of establishments | Number of employees for week including March 12 | Payroll (\$1,000) | | Number of establishments | Number of employees for week including March 12 | Payroll (\$1,000) | |
| | | | | First quarter | Annual | | | First quarter | Annual |
| 54 | Professional, scientific & technical services | 4 162 | 26 724 | 206 785 | 914 271 | 4 113 | 26 586 | 190 113 | 863 426 |
| 541 | Professional, scientific & technical services | 4 162 | 26 724 | 206 785 | 914 271 | 4 113 | 26 586 | 190 113 | 863 426 |
| 55 | Management of companies & enterprises | 285 | 9 246 | 98 062 | 366 110 | 279 | 10 239 | 110 906 | 447 092 |
| 551 | Management of companies & enterprises | 285 | 9 246 | 98 062 | 366 110 | 279 | 10 239 | 110 906 | 447 092 |
| 56 | Admin, support, waste mgt, remediation services | 2 120 | 51 020 | 193 782 | 804 683 | 2 092 | 49 490 | 170 161 | 760 658 |
| 561 | Administrative & support services | 1 994 | 49 331 | 181 567 | 752 659 | 1 965 | 47 749 | 159 314 | 714 466 |
| 562 | Waste management & remediation services | 126 | 1 689 | 12 215 | 52 024 | 127 | 1 741 | 10 847 | 46 192 |
| 61 | Educational services | 509 | 14 703 | 57 192 | 228 860 | 502 | 14 643 | 55 349 | 225 076 |
| 611 | Educational services | 509 | 14 703 | 57 192 | 228 860 | 502 | 14 643 | 55 349 | 225 076 |
| 62 | Health care and social assistance | 5 062 | 123 365 | 794 543 | 3 449 082 | 4 949 | 124 477 | 765 170 | 3 348 576 |
| 621 | Ambulatory health care services | 3 334 | 29 077 | 259 179 | 1 230 548 | 3 317 | 30 209 | 252 865 | 1 200 080 |
| 622 | Hospitals | 117 | 61 037 | 420 704 | 1 733 251 | 115 | 62 634 | 409 815 | 1 704 049 |
| 623 | Nursing & residential care facilities | 389 | 19 705 | 73 819 | 319 894 | 377 | 18 774 | 65 708 | 290 086 |
| 624 | Social assistance | 1 222 | 13 546 | 40 841 | 165 389 | 1 140 | 12 860 | 36 782 | 154 361 |
| 71 | Arts, entertainment & recreation | 603 | 21 376 | 99 173 | 423 099 | 626 | 21 041 | 101 066 | 424 341 |
| 711 | Performing arts, spectator sports & related industries | 73 | 573 | 1 864 | 9 012 | 77 | 427 | 1 352 | 7 854 |
| 712 | Museums, historical sites & like institutions | 32 | 395 | 1 159 | 5 331 | 31 | 320 | 979 | 4 376 |
| 713 | Amusement, gambling & recreation industries | 498 | 20 408 | 96 150 | 408 756 | 518 | 20 294 | 98 735 | 412 111 |
| 72 | Accommodation & food services | 4 161 | 99 374 | 298 041 | 1 232 442 | 4 096 | 96 429 | 268 534 | 1 176 240 |
| 721 | Accommodation | 670 | 33 984 | 156 185 | 648 954 | 636 | 33 273 | 141 320 | 630 215 |
| 722 | Food services & drinking places | 3 491 | 65 390 | 141 856 | 583 488 | 3 460 | 63 156 | 127 214 | 546 025 |
| 81 | Other services (except public administration) | 6 831 | 40 643 | 152 964 | 635 504 | 6 866 | 39 703 | 139 522 | 601 096 |
| 811 | Repair & maintenance | 2 151 | 10 194 | 54 161 | 224 299 | 2 196 | 9 848 | 48 001 | 212 646 |
| 812 | Personal & laundry services | 1 310 | 7 784 | 30 707 | 127 173 | 1 327 | 7 854 | 29 416 | 126 565 |
| 813 | Religious, grantmaking, civic, prof & like organizations | 3 370 | 22 665 | 68 096 | 284 032 | 3 343 | 22 001 | 62 105 | 261 885 |
| 95 | Auxiliaries (exc corporate, subsidiary & regional mgt) | 135 | 6 376 | 43 619 | 175 310 | 129 | 6 037 | 41 073 | 168 915 |
| 99 | Unclassified establishments | 602 | 939 | 3 014 | 16 552 | 705 | 655 | 1 721 | 14 195 |

Note: Employment-size classes are indicated as follows: A—0 to 19; B—20 to 99; C—100 to 249; E—250 to 499; F—500 to 999; G—1,000 to 2,499; H—2,500 to 4,999; I—5,000 to 9,999; J—10,000 to 24,999; K—25,000 to 49,999; L—50,000 to 99,999; M—100,000 or more.

Table 2. The State—Employees, Payroll, and Establishments by Industry: 2000

[Excludes most government employees, railroad employees, and self-employed persons. Size class 1 to 4 includes establishments with payroll, but no employees, during mid-March pay period. (D) denotes figures withheld to avoid disclosing data for individual companies; the data are included in broader industry totals. For explanation of terms, abbreviations, and data reliability/comparability, see introductory text]

| NAICS code | Industry | Number of employees for week including March 12 | Payroll (\$1,000) | | Total number of establishments | Number of establishments by employment-size class | | | | | | | | |
|------------|--|---|-------------------|-------------------|--------------------------------|---|---------------|--------------|--------------|--------------|------------|------------|------------|---------------|
| | | | First quarter | Annual | | 1 to 4 | 5 to 9 | 10 to 19 | 20 to 49 | 50 to 99 | 100 to 249 | 250 to 499 | 500 to 999 | 1,000 or more |
| | Total | 956 781 | 5 553 048 | 22 843 586 | 59 788 | 31 521 | 12 485 | 7 678 | 5 114 | 1 585 | 946 | 261 | 130 | 68 |
| 11 | Forestry, fishing, hunting, and agriculture support | 5 785 | 31 257 | 130 887 | 877 | 470 | 242 | 119 | 38 | 6 | 2 | - | - | - |
| 113 | Forestry and logging | 4 571 | 25 154 | 106 156 | 673 | 318 | 212 | 112 | 29 | 1 | 1 | - | - | - |
| 1131 | Timber tract operations | (C) | (D) | (D) | 24 | 15 | 6 | 3 | - | - | - | - | - | - |
| 11311 | Timber tract operations | (C) | (D) | (D) | 24 | 15 | 6 | 3 | - | - | - | - | - | - |
| 113110 | Timber tract operations | (C) | (D) | (D) | 24 | 15 | 6 | 3 | - | - | - | - | - | - |
| 1132 | Forest nurseries & gathering forest products | (C) | (D) | (D) | 14 | 7 | 3 | 3 | 1 | - | - | - | - | - |
| 11321 | Forest nurseries & gathering forest products | (C) | (D) | (D) | 14 | 7 | 3 | 3 | 1 | - | - | - | - | - |
| 113210 | Forest nurseries & gathering forest products | (C) | (D) | (D) | 14 | 7 | 3 | 3 | 1 | - | - | - | - | - |
| 1133 | Logging | 4 365 | 22 663 | 94 220 | 635 | 296 | 203 | 106 | 28 | 1 | 1 | - | - | - |
| 11331 | Logging | 4 365 | 22 663 | 94 220 | 635 | 296 | 203 | 106 | 28 | 1 | 1 | - | - | - |
| 113310 | Logging | 4 365 | 22 663 | 94 220 | 635 | 296 | 203 | 106 | 28 | 1 | 1 | - | - | - |
| 114 | Fishing, hunting & trapping | (B) | (D) | (D) | 9 | 6 | 2 | 1 | - | - | - | - | - | - |
| 1141 | Fishing | (B) | (D) | (D) | 7 | 5 | 1 | 1 | - | - | - | - | - | - |
| 11411 | Fishing | (B) | (D) | (D) | 7 | 5 | 1 | 1 | - | - | - | - | - | - |
| 114111 | Finfish fishing | (B) | (D) | (D) | 3 | 1 | 1 | 1 | - | - | - | - | - | - |
| 114112 | Shellfish fishing | (A) | (D) | (D) | 4 | 4 | - | - | - | - | - | - | - | - |
| 1142 | Hunting & trapping | (A) | (D) | (D) | 2 | 1 | 1 | - | - | - | - | - | - | - |
| 11421 | Hunting & trapping | (A) | (D) | (D) | 2 | 1 | 1 | - | - | - | - | - | - | - |
| 114210 | Hunting & trapping | (A) | (D) | (D) | 2 | 1 | 1 | - | - | - | - | - | - | - |
| 115 | Agriculture & forestry support activities | (G) | (D) | (D) | 195 | 146 | 28 | 6 | 9 | 5 | 1 | - | - | - |
| 1151 | Crop production support activities | 618 | 2 756 | 13 331 | 104 | 76 | 17 | 3 | 4 | 4 | - | - | - | - |
| 11511 | Crop production support activities | 618 | 2 756 | 13 331 | 104 | 76 | 17 | 3 | 4 | 4 | - | - | - | - |
| 115111 | Cotton ginning | (B) | (D) | (D) | 12 | 8 | 4 | - | - | - | - | - | - | - |
| 115112 | Soil preparation, planting, & cultivating | 398 | 1 905 | 9 342 | 71 | 51 | 12 | 3 | 3 | 2 | - | - | - | - |
| 115113 | Crop harvesting, primarily by machine .. | (A) | (D) | (D) | 2 | - | - | - | - | - | - | - | - | - |
| 115114 | Postharvest crop activities (exc ginning) | (C) | (D) | (D) | 9 | 6 | 1 | - | 1 | 1 | - | - | - | - |
| 115115 | Farm labor contractors & crew leaders .. | (B) | (D) | (D) | 6 | 5 | - | - | - | 1 | - | - | - | - |
| 115116 | Farm management services | (A) | (D) | (D) | 4 | 4 | - | - | - | - | - | - | - | - |
| 1152 | Animal production support activities | (B) | (D) | (D) | 16 | 12 | 2 | 1 | 1 | - | - | - | - | - |
| 11521 | Animal production support activities | (B) | (D) | (D) | 16 | 12 | 2 | 1 | 1 | - | - | - | - | - |
| 115210 | Animal production support activities | (B) | (D) | (D) | 16 | 12 | 2 | 1 | 1 | - | - | - | - | - |
| 1153 | Forestry support activities | 490 | 3 131 | 10 335 | 75 | 58 | 9 | 2 | 4 | 1 | 1 | - | - | - |
| 11531 | Forestry support activities | 490 | 3 131 | 10 335 | 75 | 58 | 9 | 2 | 4 | 1 | 1 | - | - | - |
| 115310 | Forestry support activities | 490 | 3 131 | 10 335 | 75 | 58 | 9 | 2 | 4 | 1 | 1 | - | - | - |
| 21 | Mining | 3 909 | 33 314 | 139 470 | 319 | 186 | 39 | 47 | 33 | 8 | 5 | - | 1 | - |
| 211 | Oil & gas extraction | 486 | 6 861 | 24 684 | 102 | 78 | 10 | 9 | 4 | 1 | - | - | - | - |
| 2111 | Oil & gas extraction | 486 | 6 861 | 24 684 | 102 | 78 | 10 | 9 | 4 | 1 | - | - | - | - |
| 21111 | Oil & gas extraction | 486 | 6 861 | 24 684 | 102 | 78 | 10 | 9 | 4 | 1 | - | - | - | - |
| 211111 | Crude petroleum & natural gas extraction | (E) | (D) | (D) | 100 | 77 | 10 | 8 | 4 | 1 | - | - | - | - |
| 211112 | Natural gas liquid extraction | (A) | (D) | (D) | 2 | 1 | - | 1 | - | - | - | - | - | - |
| 212 | Mining (except oil & gas) | 1 002 | 7 946 | 32 244 | 59 | 18 | 13 | 12 | 3 | 1 | - | - | - | - |
| 2121 | Coal mining | (B) | (D) | (D) | 2 | - | - | - | 1 | 1 | - | - | - | - |
| 21211 | Coal mining | (B) | (D) | (D) | 2 | - | - | - | 1 | 1 | - | - | - | - |
| 212112 | Bituminous coal underground mining .. | (B) | (D) | (D) | 2 | - | - | - | 1 | 1 | - | - | - | - |
| 2123 | Nonmetallic mineral mining & quarrying | (F) | (D) | (D) | 57 | 18 | 13 | 12 | 11 | 2 | 1 | - | - | - |
| 21231 | Stone mining & quarrying | (B) | (D) | (D) | 2 | 1 | - | - | - | 1 | - | - | - | - |
| 212312 | Crushed & broken limestone mining & quarrying | (B) | (D) | (D) | 2 | 1 | - | - | - | 1 | - | - | - | - |
| 21232 | Sand, gravel, clay, refractory minerals mining | (F) | (D) | (D) | 54 | 16 | 13 | 12 | 11 | 1 | 1 | - | - | - |
| 212321 | Construction sand & gravel mining | 505 | 3 157 | 13 458 | 46 | 16 | 11 | 12 | 7 | - | - | - | - | - |
| 212324 | Kaolin & ball clay mining | (B) | (D) | (D) | 1 | - | - | - | 1 | - | - | - | - | - |
| 212325 | Clay & ceramic & refractory minerals mining | (E) | (D) | (D) | 7 | - | 2 | - | 3 | 1 | 1 | - | - | - |
| 21239 | Other nonmetallic mineral mining & quarrying | (A) | (D) | (D) | 1 | 1 | - | - | - | - | - | - | - | - |
| 212399 | All other nonmetallic mineral mining | (A) | (D) | (D) | 1 | 1 | - | - | - | - | - | - | - | - |
| 213 | Mining support activities | 2 421 | 18 507 | 82 542 | 158 | 90 | 16 | 26 | 17 | 4 | 4 | - | 1 | - |
| 2131 | Mining support activities | 2 421 | 18 507 | 82 542 | 158 | 90 | 16 | 26 | 17 | 4 | 4 | - | 1 | - |
| 21311 | Mining support activities | 2 421 | 18 507 | 82 542 | 158 | 90 | 16 | 26 | 17 | 4 | 4 | - | 1 | - |
| 213111 | Drilling oil & gas wells | (G) | (D) | (D) | 37 | 17 | 4 | 4 | 8 | 2 | 1 | - | 1 | - |
| 213112 | Oil & gas operations support activities .. | 1 276 | 9 710 | 41 433 | 120 | 72 | 12 | 22 | 9 | 2 | 3 | - | - | - |
| 213115 | Nonmetallic minerals support activity (exc fuels) | (A) | (D) | (D) | 1 | 1 | - | - | - | - | - | - | - | - |
| 22 | Utilities | 9 121 | 123 381 | 451 213 | 616 | 360 | 97 | 63 | 58 | 21 | 15 | - | 2 | - |
| 221 | Utilities | 9 121 | 123 381 | 451 213 | 616 | 360 | 97 | 63 | 58 | 21 | 15 | - | 2 | - |
| 2211 | Elec pwr generation, transmsn & distribution | 6 722 | 107 138 | 388 875 | 201 | 53 | 30 | 39 | 46 | 19 | 12 | - | 2 | - |
| 22111 | Electric power generation | 2 125 | 40 989 | 150 294 | 19 | 5 | - | 2 | 7 | 1 | 2 | - | 2 | - |
| 221112 | Fossil fuel electric power generation | (F) | (D) | (D) | 14 | 3 | - | 2 | 6 | 1 | 2 | - | - | - |
| 221113 | Nuclear electric power generation | (G) | (D) | (D) | 2 | - | - | - | - | - | - | - | 2 | - |
| 221119 | Other electric power generation | (B) | (D) | (D) | 3 | 2 | - | - | 1 | - | - | - | - | - |
| 22112 | Electric pwr transmsn, control & distribution | 4 597 | 66 149 | 238 581 | 182 | 48 | 30 | 37 | 39 | 18 | 10 | - | - | - |
| 221122 | Electric power distribution | 4 597 | 66 149 | 238 581 | 182 | 48 | 30 | 37 | 39 | 18 | 10 | - | - | - |
| 2212 | Natural gas distribution | (G) | (D) | (D) | 67 | 30 | 10 | 13 | 10 | 2 | 2 | - | - | - |
| 22121 | Natural gas distribution | (G) | (D) | (D) | 67 | 30 | 10 | 13 | 10 | 2 | 2 | - | - | - |
| 221210 | Natural gas distribution | (G) | (D) | (D) | 67 | 30 | 10 | 13 | 10 | 2 | 2 | - | - | - |

See footnotes at end of table.

Table 2. The State—Employees, Payroll, and Establishments by Industry: 2000—Con.

[Excludes most government employees, railroad employees, and self-employed persons. Size class 1 to 4 includes establishments with payroll, but no employees, during mid-March pay period. (D) denotes figures withheld to avoid disclosing data for individual companies; the data are included in broader industry totals. For explanation of terms, abbreviations, and data reliability/comparability, see introductory text]

| NAICS code | Industry | Number of employees for week including March 12 | Payroll (\$1,000) | | Total number of establishments | Number of establishments by employment-size class | | | | | | | | | |
|--------------|---|---|-------------------|------------------|--------------------------------|---|------------|------------|------------|------------|------------|------------|------------|---------------|---|
| | | | First quarter | Annual | | 1 to 4 | 5 to 9 | 10 to 19 | 20 to 49 | 50 to 99 | 100 to 249 | 250 to 499 | 500 to 999 | 1,000 or more | |
| 23 | Construction—Con. | | | | | | | | | | | | | | |
| 235 | Special trade contractors—Con. | | | | | | | | | | | | | | |
| 2359 | Other special trade contractors—Con. | | | | | | | | | | | | | | |
| 23594 | Wrecking & demolition contractors | (B) | (D) | (D) | 6 | 5 | — | 1 | — | — | — | — | — | — | — |
| 235940 | Wrecking & demolition contractors | (B) | (D) | (D) | 6 | 5 | — | 1 | — | — | — | — | — | — | — |
| 23595 | Bldg equip & oth mach installation contractor | 427 | 3 316 | 14 080 | 35 | 13 | 10 | 5 | 6 | 1 | — | — | — | — | — |
| 235950 | Bldg equip & oth mach installation contractor | 427 | 3 316 | 14 080 | 35 | 13 | 10 | 5 | 6 | 1 | — | — | — | — | — |
| 23599 | All other special trade contractors | 1 710 | 8 670 | 37 575 | 233 | 134 | 51 | 29 | 14 | 4 | 1 | — | — | — | — |
| 235990 | All other special trade contractors | 1 710 | 8 670 | 37 575 | 233 | 134 | 51 | 29 | 14 | 4 | 1 | — | — | — | — |
| 31-33 | Manufacturing | 220 046 | 1 507 197 | 5 984 429 | 2 843 | 818 | 399 | 395 | 443 | 275 | 303 | 128 | 62 | 20 | |
| 311 | Food mfg | 28 850 | 134 983 | 551 266 | 204 | 58 | 26 | 23 | 30 | 19 | 19 | 11 | 13 | 5 | |
| 3111 | Animal food mfg | (E) | (D) | (D) | 21 | 3 | 3 | 6 | 7 | 2 | — | — | — | — | |
| 31111 | Animal food mfg | (E) | (D) | (D) | 21 | 3 | 3 | 6 | 7 | 2 | — | — | — | — | |
| 311111 | Dog & cat food mfg | (B) | (D) | (D) | 1 | — | — | — | — | 1 | — | — | — | — | |
| 311119 | Other animal food mfg | 393 | 2 403 | 10 352 | 20 | 3 | 3 | 6 | 7 | 1 | — | — | — | — | |
| 3112 | Grain & oilseed milling | 897 | 7 453 | 29 146 | 12 | 2 | 1 | — | 1 | 5 | 3 | — | — | — | |
| 31121 | Flour milling & malt mfg | 423 | 4 210 | 16 092 | 4 | — | 1 | — | 1 | — | 2 | — | — | — | |
| 311211 | Flour milling | (B) | (D) | (D) | 2 | — | 1 | — | 1 | — | — | — | — | — | |
| 311212 | Rice milling | (E) | (D) | (D) | 2 | — | — | — | — | — | 2 | — | — | — | |
| 31122 | Starch & vegetable fats & oils mfg | 474 | 3 243 | 13 054 | 8 | 2 | — | — | — | 5 | 1 | — | — | — | |
| 311221 | Wet corn milling | (C) | (D) | (D) | 2 | 1 | — | — | — | — | 1 | — | — | — | |
| 311222 | Soybean processing | (C) | (D) | (D) | 3 | 1 | — | — | — | 2 | — | — | — | — | |
| 311223 | Other oilseed processing | (C) | (D) | (D) | 3 | — | — | — | — | 3 | — | — | — | — | |
| 3113 | Sugar & confectionery product mfg | (B) | (D) | (D) | 5 | 3 | — | 2 | — | — | — | — | — | — | |
| 31132 | Choc & confectionery mfg from cacao beans | (A) | (D) | (D) | 1 | 1 | — | — | — | — | — | — | — | — | |
| 311320 | Choc & confectionery mfg from cacao beans | (A) | (D) | (D) | 1 | 1 | — | — | — | — | — | — | — | — | |
| 31133 | Confectionery mfg from purchased chocolate | (B) | (D) | (D) | 2 | — | — | 2 | — | — | — | — | — | — | |
| 311330 | Confectionery mfg from purchased chocolate | (B) | (D) | (D) | 2 | — | — | 2 | — | — | — | — | — | — | |
| 31134 | Nonchocolate confectionery mfg | (A) | (D) | (D) | 2 | 2 | — | — | — | — | — | — | — | — | |
| 311340 | Nonchocolate confectionery mfg | (A) | (D) | (D) | 2 | 2 | — | — | — | — | — | — | — | — | |
| 3114 | Fruit & veg preserving & specialty food mfg | (C) | (D) | (D) | 1 | — | — | — | — | — | 1 | — | — | — | |
| 31142 | Fruit & veg canning, pickling & drying | (C) | (D) | (D) | 1 | — | — | — | — | — | 1 | — | — | — | |
| 311421 | Fruit & vegetable canning | (C) | (D) | (D) | 1 | — | — | — | — | — | 1 | — | — | — | |
| 3115 | Dairy product mfg | 565 | 3 663 | 16 014 | 5 | — | — | — | 2 | 1 | 2 | — | — | — | |
| 31151 | Dairy product (exc frozen) mfg | (E) | (D) | (D) | 4 | — | — | — | 2 | 1 | 1 | — | — | — | |
| 311511 | Fluid milk mfg | (E) | (D) | (D) | 2 | — | — | — | — | 1 | 1 | — | — | — | |
| 311513 | Cheese mfg | (B) | (D) | (D) | 1 | — | — | — | 1 | — | — | — | — | — | |
| 311514 | Dry, condensed, evaporated dairy product mfg | (B) | (D) | (D) | 1 | — | — | — | 1 | — | — | — | — | — | |
| 31152 | Ice cream & frozen dessert mfg | (C) | (D) | (D) | 1 | — | — | — | — | — | 1 | — | — | — | |
| 311520 | Ice cream & frozen dessert mfg | (C) | (D) | (D) | 1 | — | — | — | — | — | 1 | — | — | — | |
| 3116 | Animal slaughtering & processing | 19 187 | 82 289 | 341 089 | 63 | 20 | 8 | 5 | 5 | 3 | 3 | 5 | 9 | 5 | |
| 31161 | Animal slaughtering & processing | 19 187 | 82 289 | 341 089 | 63 | 20 | 8 | 5 | 5 | 3 | 3 | 5 | 9 | 5 | |
| 311611 | Animal (except poultry) slaughtering | (G) | (D) | (D) | 30 | 16 | 7 | 4 | 1 | 1 | — | — | — | 1 | |
| 311612 | Meat processed from carcasses | (C) | (D) | (D) | 8 | 3 | 1 | — | 3 | 1 | — | — | — | — | |
| 311613 | Rendering & meat by-product processing | (E) | (D) | (D) | 4 | — | — | 1 | 1 | 1 | — | — | — | — | |
| 311615 | Poultry processing | 16 498 | 60 959 | 257 780 | 21 | 1 | — | — | — | — | 2 | 5 | 9 | 4 | |
| 3117 | Seafood product preparation & packaging | 4 339 | 18 626 | 73 350 | 37 | 2 | 4 | 2 | 12 | 6 | 5 | 4 | 2 | — | |
| 31171 | Seafood product preparation & packaging | 4 339 | 18 626 | 73 350 | 37 | 2 | 4 | 2 | 12 | 6 | 5 | 4 | 2 | — | |
| 311711 | Seafood canning | (B) | (D) | (D) | 2 | — | 1 | — | 1 | — | — | — | — | — | |
| 311712 | Fresh & frozen seafood processing | (H) | (D) | (D) | 35 | 2 | 3 | 2 | 11 | 6 | 5 | 4 | 2 | — | |
| 3118 | Bakeries & tortilla mfg | 830 | 4 819 | 21 045 | 41 | 24 | 6 | 5 | 3 | — | 2 | 1 | — | — | |
| 31181 | Bread & bakery product mfg | (F) | (D) | (D) | 38 | 24 | 5 | 5 | 2 | — | 1 | 1 | — | — | |
| 311811 | Retail bakeries | (C) | (D) | (D) | 24 | 16 | 5 | 1 | 2 | — | — | — | — | — | |
| 311812 | Commercial bakeries | 477 | 3 626 | 15 821 | 12 | 7 | — | 3 | — | — | 1 | 1 | — | — | |
| 311813 | Frozen cakes, pies & other pastries mfg | (B) | (D) | (D) | 2 | 1 | — | 1 | — | — | — | — | — | — | |
| 31182 | Cookie, cracker & pasta mfg | (C) | (D) | (D) | 3 | — | — | — | 1 | — | 1 | — | — | — | |
| 311821 | Cookie & cracker mfg | (C) | (D) | (D) | 2 | — | — | — | 1 | — | 1 | — | — | — | |
| 311822 | Flour mixes & dough mfg from purchased flour | (A) | (D) | (D) | 1 | — | 1 | — | — | — | — | — | — | — | |
| 3119 | Other food mfg | 2 334 | 14 190 | 53 570 | 19 | 4 | 4 | 3 | — | 2 | 3 | 1 | 2 | — | |
| 31191 | Snack food mfg | (E) | (D) | (D) | 4 | — | 1 | 2 | — | — | — | 1 | — | — | |
| 311919 | Other snack food mfg | (E) | (D) | (D) | 4 | — | 1 | 2 | — | — | — | 1 | — | — | |
| 31192 | Coffee & tea mfg | (A) | (D) | (D) | 1 | 1 | — | — | — | — | — | — | — | — | |
| 311920 | Coffee & tea mfg | (A) | (D) | (D) | 1 | 1 | — | — | — | — | — | — | — | — | |
| 31193 | Flavoring syrup & concentrate mfg | (B) | (D) | (D) | 2 | — | — | 1 | — | 1 | — | — | — | — | |
| 311930 | Flavoring syrup & concentrate mfg | (B) | (D) | (D) | 2 | — | — | 1 | — | 1 | — | — | — | — | |
| 31194 | Seasoning & dressing mfg | (C) | (D) | (D) | 2 | — | 1 | — | — | — | 1 | — | — | — | |
| 311941 | Mayonnaise, dressing & oth prepared sauce mfg | (A) | (D) | (D) | 1 | — | 1 | — | — | — | — | — | — | — | |
| 311942 | Spice & extract mfg | (C) | (D) | (D) | 1 | — | — | — | — | — | 1 | — | — | — | |
| 31199 | All other food mfg | 1 792 | 8 014 | 28 615 | 10 | 3 | 2 | — | — | 1 | 2 | — | 2 | — | |
| 311991 | Perishable prepared food mfg | (A) | (D) | (D) | 1 | — | 1 | — | — | — | — | — | — | — | |
| 311999 | All other miscellaneous food mfg | (G) | (D) | (D) | 9 | 3 | — | — | — | 1 | 2 | — | 2 | — | |
| 312 | Beverage & tobacco product mfg | (F) | (D) | (D) | 28 | 10 | 7 | 6 | 2 | 1 | 2 | — | — | — | |
| 3121 | Beverage mfg | (F) | (D) | (D) | 28 | 10 | 7 | 6 | 2 | 1 | 2 | — | — | — | |
| 31211 | Soft drink & ice mfg | (F) | (D) | (D) | 23 | 7 | 5 | 6 | 2 | 1 | 2 | — | — | — | |
| 312111 | Soft drink mfg | 389 | 2 577 | 10 326 | 3 | — | — | — | — | 1 | 2 | — | — | — | |
| 312112 | Bottled water mfg | (B) | (D) | (D) | 3 | 1 | — | 2 | — | — | — | — | — | — | |
| 312113 | Ice mfg | (C) | (D) | (D) | 17 | 6 | 5 | 4 | 2 | — | — | — | — | — | |
| 31212 | Breweries | (A) | (D) | (D) | 3 | 3 | — | — | — | — | — | — | — | — | |
| 312120 | Breweries | (A) | (D) | (D) | 3 | 3 | — | — | — | — | — | — | — | — | |
| 31213 | Wineries | (A) | (D) | (D) | 2 | — | 2 | — | — | — | — | — | — | — | |
| 312130 | Wineries | (A) | (D) | (D) | 2 | — | 2 | — | — | — | — | — | — | — | |

See footnotes at end of table.

Table 2. The State—Employees, Payroll, and Establishments by Industry: 2000—Con.

[Excludes most government employees, railroad employees, and self-employed persons. Size class 1 to 4 includes establishments with payroll, but no employees, during mid-March pay period. (D) denotes figures withheld to avoid disclosing data for individual companies; the data are included in broader industry totals. For explanation of terms, abbreviations, and data reliability/comparability, see introductory text]

| NAICS code | Industry | Number of employees for week including March 12 | Payroll (\$1,000) | | Total number of establishments | Number of establishments by employment-size class | | | | | | | | |
|--------------|--|---|-------------------|---------|--------------------------------|---|--------|----------|----------|----------|------------|------------|------------|---------------|
| | | | First quarter | Annual | | 1 to 4 | 5 to 9 | 10 to 19 | 20 to 49 | 50 to 99 | 100 to 249 | 250 to 499 | 500 to 999 | 1,000 or more |
| 31-33 | Manufacturing—Con. | | | | | | | | | | | | | |
| 325 | Chemical mfg—Con. | | | | | | | | | | | | | |
| 3252 | Resin, syn rubber, artf & syn fibers, fil mfg .. | 1 405 | 17 689 | 69 579 | 16 | 1 | 4 | 1 | — | 3 | 7 | — | — | — |
| 32521 | Resin & synthetic rubber mfg | (G) | (D) | (D) | 13 | 1 | 2 | 1 | — | 3 | 6 | — | — | — |
| 325211 | Plastics material & resin mfg | (F) | (D) | (D) | 10 | 1 | 1 | 1 | — | 2 | 5 | — | — | — |
| 325212 | Synthetic rubber mfg | (E) | (D) | (D) | 3 | — | 1 | — | — | 1 | 1 | — | — | — |
| 32522 | Artificial & synthetic fibers, filaments mfg .. | (C) | (D) | (D) | 3 | — | 2 | — | — | — | 1 | — | — | — |
| 325222 | Noncellulosic organic fiber mfg | (C) | (D) | (D) | 3 | — | 2 | — | — | — | 1 | — | — | — |
| 3253 | Pesticide, fertilizer & oth ag chemical mfg ... | (G) | (D) | (D) | 8 | 1 | — | 2 | — | 2 | 1 | 1 | 1 | — |
| 32531 | Fertilizer mfg | (F) | (D) | (D) | 5 | 1 | — | 2 | — | — | — | 1 | 1 | — |
| 325311 | Nitrogenous fertilizer mfg | (F) | (D) | (D) | 1 | — | — | — | — | — | — | — | 1 | — |
| 325312 | Phosphatic fertilizer mfg | (E) | (D) | (D) | 2 | 1 | — | — | — | — | — | 1 | — | — |
| 325314 | Fertilizer (mixing only) mfg | (B) | (D) | (D) | 2 | — | — | 2 | — | — | — | — | — | — |
| 32532 | Pesticide & other agricultural chemical mfg | (E) | (D) | (D) | 3 | — | — | — | — | 2 | 1 | — | — | — |
| 325320 | Pesticide & other agricultural chemical mfg | (E) | (D) | (D) | 3 | — | — | — | — | 2 | 1 | — | — | — |
| 3254 | Pharmaceutical & medicine mfg | (G) | (D) | (D) | 5 | 2 | 1 | — | — | 1 | — | — | — | 1 |
| 32541 | Pharmaceutical & medicine mfg | (G) | (D) | (D) | 5 | 2 | 1 | — | — | 1 | — | — | — | 1 |
| 325411 | Medicinal & botanical mfg | (A) | (D) | (D) | 1 | 1 | — | — | — | — | — | — | — | — |
| 325412 | Pharmaceutical preparation mfg | (G) | (D) | (D) | 4 | 1 | 1 | — | — | 1 | — | — | — | 1 |
| 3255 | Paint, coating & adhesive mfg | (E) | (D) | (D) | 10 | 2 | 2 | 2 | 2 | — | 2 | — | — | — |
| 32551 | Paint & coating mfg | (E) | (D) | (D) | 7 | 1 | 1 | 1 | 2 | — | 2 | — | — | — |
| 325510 | Paint & coating mfg | (E) | (D) | (D) | 7 | 1 | 1 | 1 | 2 | — | 2 | — | — | — |
| 32552 | Adhesive mfg | (B) | (D) | (D) | 3 | 1 | 1 | 1 | — | — | — | — | — | — |
| 325520 | Adhesive mfg | (B) | (D) | (D) | 3 | 1 | 1 | 1 | — | — | — | — | — | — |
| 3256 | Soap, cleaners & toilet preparation mfg | 837 | 6 975 | 28 140 | 17 | 8 | 3 | — | 2 | — | 3 | 1 | — | — |
| 32561 | Soap & cleaning compound mfg | (F) | (D) | (D) | 12 | 6 | 2 | — | 1 | — | 2 | 1 | — | — |
| 325611 | Soap & other detergent mfg | (E) | (D) | (D) | 4 | 1 | 1 | — | 1 | — | — | 1 | — | — |
| 325612 | Polish & other sanitation goods mfg | (C) | (D) | (D) | 5 | 4 | — | — | — | — | 1 | — | — | — |
| 325613 | Surface active agent mfg | (C) | (D) | (D) | 3 | 1 | 1 | — | — | — | — | — | — | — |
| 32562 | Toilet preparation mfg | (C) | (D) | (D) | 5 | 2 | 1 | — | 1 | — | 1 | — | — | — |
| 325620 | Toilet preparation mfg | (C) | (D) | (D) | 5 | 2 | 1 | — | 1 | — | 1 | — | — | — |
| 3259 | Other chemical product & preparation mfg .. | 829 | 7 811 | 34 138 | 23 | 6 | — | 6 | 4 | 5 | 2 | — | — | — |
| 32591 | Printing ink mfg | (A) | (D) | (D) | 1 | 1 | — | — | — | — | — | — | — | — |
| 325910 | Printing ink mfg | (A) | (D) | (D) | 1 | 1 | — | — | — | — | — | — | — | — |
| 32599 | All other chemical product & preparation mfg | (F) | (D) | (D) | 22 | 5 | — | 6 | 4 | 5 | 2 | — | — | — |
| 325991 | Custom compounding of purchased resin | | | | | | | | | | | | | |
| 325992 | Photo film, paper, plate & chemical mfg .. | 525 | 4 530 | 20 562 | 9 | 2 | — | 1 | 2 | 2 | 2 | — | — | — |
| 325998 | All oth misc chemical product & prep mfg | (B) | (D) | (D) | 2 | 1 | — | — | — | 1 | — | — | — | — |
| 326 | Plastics & rubber products mfg | 11 435 | 84 180 | 327 963 | 159 | 21 | 11 | 33 | 35 | 25 | 25 | 8 | — | 1 |
| 3261 | Plastics product mfg | 7 517 | 49 942 | 196 987 | 117 | 14 | 4 | 24 | 29 | 21 | 21 | 4 | — | — |
| 32611 | Unsupported plastics film, sheet, & bag mfg | 676 | 5 476 | 22 418 | 7 | 1 | — | 1 | 3 | — | 1 | 1 | — | — |
| 326111 | Unsupported plastics bag mfg | (C) | (D) | (D) | 3 | — | — | 1 | 1 | — | 1 | — | — | — |
| 326113 | Unsupported plastics film and sheet (except packaging) mfg | (E) | (D) | (D) | 4 | 1 | — | — | 2 | — | — | 1 | — | — |
| 32612 | Plastics pipe, pipe fitting, & unsupported profile shape mfg | (E) | (D) | (D) | 9 | 1 | — | 1 | 3 | 3 | 1 | — | — | — |
| 326121 | Unsupported plastics profile shape mfg .. | (C) | (D) | (D) | 2 | — | — | — | 1 | 1 | — | — | — | — |
| 326122 | Plastics pipe & pipe fitting mfg | (E) | (D) | (D) | 7 | 1 | — | 1 | 2 | 2 | 1 | — | — | — |
| 32613 | Laminated plastics plate, sheet & shape mfg | (A) | (D) | (D) | 3 | 3 | — | — | — | — | — | — | — | — |
| 326130 | Laminated plastics plate, sheet & shape mfg | (A) | (D) | (D) | 3 | 3 | — | — | — | — | — | — | — | — |
| 32614 | Polystyrene foam product mfg | 519 | 2 688 | 10 469 | 14 | 1 | 1 | 4 | 4 | 3 | 1 | — | — | — |
| 326140 | Polystyrene foam product mfg | 519 | 2 688 | 10 469 | 14 | 1 | 1 | 4 | 4 | 3 | 1 | — | — | — |
| 32615 | Foam product (exc polystyrene) mfg | 1 828 | 11 078 | 44 317 | 21 | — | — | 4 | 6 | 4 | 6 | 1 | — | — |
| 326150 | Foam product (exc polystyrene) mfg | 1 828 | 11 078 | 44 317 | 21 | — | — | 4 | 6 | 4 | 6 | 1 | — | — |
| 32616 | Plastics bottle mfg | (C) | (D) | (D) | 2 | — | — | 1 | — | — | 1 | — | — | — |
| 326160 | Plastics bottle mfg | (C) | (D) | (D) | 2 | — | — | 1 | — | — | 1 | — | — | — |
| 32619 | Other plastics product mfg | 3 904 | 26 055 | 100 802 | 61 | 8 | 3 | 13 | 13 | 11 | 11 | 2 | — | — |
| 326191 | Plastics plumbing fixture mfg | (E) | (D) | (D) | 7 | — | 1 | 1 | 2 | 3 | — | — | — | — |
| 326192 | Resilient floor covering mfg | (C) | (D) | (D) | 1 | — | — | — | — | — | 1 | — | — | — |
| 326199 | All other plastics product mfg | 3 437 | 22 796 | 88 920 | 53 | 8 | 2 | 12 | 11 | 8 | 10 | 2 | — | — |
| 3262 | Rubber product mfg | 3 918 | 34 238 | 130 976 | 42 | 7 | 7 | 9 | 6 | 4 | 4 | 4 | — | 1 |
| 32621 | Tire mfg | (G) | (D) | (D) | 15 | 5 | 3 | 4 | — | — | — | 2 | — | 1 |
| 326211 | Tire mfg (exc retreading) | (G) | (D) | (D) | 3 | — | — | — | — | — | — | — | — | — |
| 326212 | Tire retreading | (B) | (D) | (D) | 12 | 5 | 3 | 4 | — | — | — | — | — | — |
| 32622 | Rubber & plastics hoses & belting mfg | (C) | (D) | (D) | 2 | — | — | 1 | — | — | 1 | — | — | — |
| 326220 | Rubber & plastics hoses & belting mfg .. | (C) | (D) | (D) | 2 | — | — | 1 | — | — | 1 | — | — | — |
| 32629 | Other rubber product mfg | 1 814 | 11 054 | 43 210 | 25 | 2 | 4 | 4 | 6 | 4 | 3 | 2 | — | — |
| 326291 | Rubber product mfg for mechanical use | (B) | (D) | (D) | 4 | 1 | 1 | 1 | 1 | — | — | — | — | — |
| 326299 | All other rubber product mfg | (G) | (D) | (D) | 21 | 1 | 3 | 3 | 5 | 4 | 3 | 2 | — | — |
| 327 | Nonmetallic mineral product mfg | 5 397 | 39 161 | 158 614 | 180 | 67 | 28 | 29 | 25 | 18 | 9 | 3 | 1 | — |
| 3271 | Clay product & refractory mfg | (G) | (D) | (D) | 24 | 4 | 4 | 4 | 5 | 4 | 1 | 2 | — | — |
| 32711 | Pottery, ceramics & plumbing fixture mfg .. | (F) | (D) | (D) | 16 | 4 | 4 | 3 | 3 | — | — | 2 | — | — |
| 327111 | Vitreous plumbing fixtures, access, fitting mfg | (E) | (D) | (D) | 2 | — | — | — | 1 | — | — | 1 | — | — |
| 327112 | Vitreous china & other pottery product mfg | (E) | (D) | (D) | 14 | 4 | 4 | 3 | 2 | — | — | 1 | — | — |
| 32712 | Clay building material & refractories mfg .. | 448 | 2 956 | 11 806 | 8 | — | — | 1 | 2 | 4 | 1 | — | — | — |
| 327121 | Brick & structural clay tile mfg | 448 | 2 956 | 11 806 | 8 | — | — | 1 | 2 | 4 | 1 | — | — | — |
| 3272 | Glass & glass product mfg | (E) | (D) | (D) | 10 | 3 | 1 | 2 | 1 | 2 | 1 | — | — | — |
| 32721 | Glass & glass product mfg | (E) | (D) | (D) | 10 | 3 | 1 | 2 | 1 | 2 | 1 | — | — | — |
| 327212 | Other pressed & blown glass & glassware mfg | (A) | (D) | (D) | 1 | — | 1 | — | — | — | — | — | — | — |
| 327215 | Glass product mfg made of purchased glass | (E) | (D) | (D) | 9 | 3 | — | 2 | 1 | 2 | 1 | — | — | — |

See footnotes at end of table.

Table 2. The State—Employees, Payroll, and Establishments by Industry: 2000—Con.

[Excludes most government employees, railroad employees, and self-employed persons. Size class 1 to 4 includes establishments with payroll, but no employees, during mid-March pay period. (D) denotes figures withheld to avoid disclosing data for individual companies; the data are included in broader industry totals. For explanation of terms, abbreviations, and data reliability/comparability, see introductory text.]

| NAICS code | Industry | Number of employees for week including March 12 | Payroll (\$1,000) | | Total number of establishments | Number of establishments by employment-size class | | | | | | | | |
|--------------|--|---|-------------------|---------|--------------------------------|---|--------|----------|----------|----------|------------|------------|------------|---------------|
| | | | First quarter | Annual | | 1 to 4 | 5 to 9 | 10 to 19 | 20 to 49 | 50 to 99 | 100 to 249 | 250 to 499 | 500 to 999 | 1,000 or more |
| 31-33 | Manufacturing—Con. | | | | | | | | | | | | | |
| 327 | Nonmetallic mineral product mfg—Con. | | | | | | | | | | | | | |
| 3273 | Cement & concrete product mfg | 2 527 | 17 343 | 69 733 | 126 | 51 | 22 | 19 | 19 | 11 | 3 | 1 | -- | -- |
| 32731 | Cement mfg | (C) | (D) | (D) | 1 | -- | -- | -- | -- | -- | 1 | -- | -- | -- |
| 327310 | Cement mfg | (C) | (D) | (D) | 1 | -- | -- | -- | -- | -- | 1 | -- | -- | -- |
| 32732 | Ready-mix concrete mfg | 1 433 | 10 067 | 40 703 | 94 | 46 | 17 | 12 | 12 | 6 | -- | 1 | -- | -- |
| 327320 | Ready-mix concrete mfg | 1 433 | 10 067 | 40 703 | 94 | 46 | 17 | 12 | 12 | 6 | -- | 1 | -- | -- |
| 32733 | Concrete pipe, brick & block mfg | (E) | (D) | (D) | 11 | 1 | 2 | 1 | 4 | 2 | 1 | -- | -- | -- |
| 327331 | Concrete block & brick mfg | (C) | (D) | (D) | 4 | -- | 1 | -- | 2 | 1 | -- | -- | -- | -- |
| 327332 | Concrete pipe mfg | (E) | (D) | (D) | 7 | 1 | 1 | 1 | 2 | 1 | 1 | -- | -- | -- |
| 32739 | Other concrete product mfg | 561 | 3 505 | 13 161 | 20 | 4 | 3 | 6 | 3 | 3 | 3 | 1 | -- | -- |
| 327390 | Other concrete product mfg | 561 | 3 505 | 13 161 | 20 | 4 | 3 | 6 | 3 | 3 | 3 | 1 | -- | -- |
| 3274 | Lime & gypsum product mfg | (A) | (D) | (D) | 1 | -- | 1 | -- | -- | -- | -- | -- | -- | -- |
| 32741 | Lime mfg | (A) | (D) | (D) | 1 | -- | 1 | -- | -- | -- | -- | -- | -- | -- |
| 327410 | Lime mfg | (A) | (D) | (D) | 1 | -- | 1 | -- | -- | -- | -- | -- | -- | -- |
| 3279 | Other nonmetallic mineral product mfg | 1 268 | 11 715 | 47 053 | 19 | 9 | -- | 4 | -- | 1 | 4 | -- | 1 | -- |
| 32799 | All other nonmetallic mineral product mfg | 1 268 | 11 715 | 47 053 | 19 | 9 | -- | 4 | -- | 1 | 4 | -- | 1 | -- |
| 327991 | Cut stone & stone product mfg | (B) | (D) | (D) | 6 | 4 | -- | 2 | -- | -- | -- | -- | -- | -- |
| 327993 | Mineral wool mfg | (G) | (D) | (D) | 6 | -- | -- | 1 | -- | -- | 4 | -- | 1 | -- |
| 327999 | All oth misc nonmetallic mineral product mfg | (B) | (D) | (D) | 7 | 5 | -- | 1 | -- | 1 | -- | -- | -- | -- |
| 331 | Primary metal mfg | 3 551 | 26 612 | 109 835 | 43 | 13 | 6 | 3 | 4 | 5 | 7 | 5 | -- | -- |
| 3311 | Iron & steel mills & ferroalloy mfg | (E) | (D) | (D) | 8 | 5 | -- | 1 | 1 | -- | 1 | -- | -- | -- |
| 33111 | Iron & steel mills & ferroalloy mfg | (E) | (D) | (D) | 8 | 5 | -- | 1 | 1 | -- | 1 | -- | -- | -- |
| 331111 | Iron & steel mills | (E) | (D) | (D) | 8 | 5 | -- | 1 | 1 | -- | 1 | -- | -- | -- |
| 3312 | Steel product mfg from purchased steel | (E) | (D) | (D) | 8 | 1 | 1 | 1 | 2 | 1 | 2 | -- | -- | -- |
| 33121 | Iron, steel pipe & tube mfg from purchased steel | (C) | (D) | (D) | 2 | -- | -- | -- | 1 | 1 | -- | -- | -- | -- |
| 331210 | Iron, steel pipe & tube mfg from purchased steel | (C) | (D) | (D) | 2 | -- | -- | -- | 1 | 1 | -- | -- | -- | -- |
| 33122 | Rolling & drawing of purchased steel | (E) | (D) | (D) | 6 | 1 | 1 | 1 | 1 | -- | 2 | -- | -- | -- |
| 331221 | Rolled steel shape mfg | (B) | (D) | (D) | 2 | 1 | -- | -- | 1 | -- | -- | -- | -- | -- |
| 331222 | Steel wire drawing | (E) | (D) | (D) | 4 | -- | 1 | 1 | -- | -- | 2 | -- | -- | -- |
| 3313 | Alumina & aluminum production & processing | 1 113 | 8 083 | 33 788 | 9 | 2 | 1 | 1 | -- | -- | 3 | 2 | -- | -- |
| 33131 | Alumina & aluminum production & processing | 1 113 | 8 083 | 33 788 | 9 | 2 | 1 | 1 | -- | -- | 3 | 2 | -- | -- |
| 331314 | Secondary smelting & alloying of aluminum | (B) | (D) | (D) | 3 | 2 | -- | 1 | -- | -- | -- | -- | -- | -- |
| 331316 | Aluminum extruded product mfg | 979 | 7 247 | 30 538 | 4 | -- | -- | -- | -- | -- | 2 | 2 | -- | -- |
| 331319 | Other aluminum rolling & drawing | (C) | (D) | (D) | 2 | -- | 1 | -- | -- | -- | 1 | -- | -- | -- |
| 3314 | Nonferrous (exc alum) production & processing | (F) | (D) | (D) | 4 | 1 | 1 | -- | -- | -- | 1 | 1 | -- | -- |
| 33142 | Copper rolling, drawing, extruding & alloying | (F) | (D) | (D) | 2 | -- | -- | -- | -- | -- | 1 | 1 | -- | -- |
| 331421 | Copper rolling, drawing & extruding | (F) | (D) | (D) | 2 | -- | -- | -- | -- | -- | 1 | 1 | -- | -- |
| 33149 | Other nonferrous roll, draw, extruding, alloying | (A) | (D) | (D) | 2 | 1 | 1 | -- | -- | -- | -- | -- | -- | -- |
| 331492 | Oth nonferrous secondary smelt, refine, alloying | (A) | (D) | (D) | 2 | 1 | 1 | -- | -- | -- | -- | -- | -- | -- |
| 3315 | Foundries | 1 099 | 7 276 | 29 965 | 14 | 4 | 3 | -- | 1 | 4 | -- | 2 | -- | -- |
| 33151 | Ferrous metal foundries | (F) | (D) | (D) | 10 | 3 | 2 | -- | 1 | 3 | -- | 1 | -- | -- |
| 331511 | Iron foundries | (C) | (D) | (D) | 6 | 3 | 1 | -- | 1 | 1 | -- | -- | -- | -- |
| 331512 | Steel investment foundries | (E) | (D) | (D) | 2 | -- | -- | -- | -- | 1 | -- | 1 | -- | -- |
| 331513 | Steel foundries (except investment) | (C) | (D) | (D) | 2 | -- | 1 | -- | -- | -- | -- | -- | -- | -- |
| 33152 | Nonferrous metal foundries | (F) | (D) | (D) | 4 | 1 | 1 | -- | -- | 1 | -- | 1 | -- | -- |
| 331522 | Nonferrous (exc alum) die-casting foundries | (A) | (D) | (D) | 1 | 1 | -- | -- | -- | -- | -- | -- | -- | -- |
| 331524 | Aluminum foundries (except die-casting) | (F) | (D) | (D) | 2 | -- | 1 | -- | -- | -- | -- | 1 | -- | -- |
| 331525 | Copper foundries (except die-casting) .. | (B) | (D) | (D) | 1 | -- | -- | -- | -- | 1 | -- | -- | -- | -- |
| 332 | Fabricated metal product mfg | 15 048 | 109 567 | 443 385 | 360 | 109 | 54 | 59 | 68 | 31 | 29 | 7 | 3 | -- |
| 3321 | Forging & stamping | 1 773 | 11 119 | 44 913 | 16 | 4 | -- | -- | 7 | 2 | 1 | 1 | 1 | -- |
| 33211 | Forging & stamping | 1 773 | 11 119 | 44 913 | 16 | 4 | -- | -- | 7 | 2 | 1 | 1 | 1 | -- |
| 332111 | Iron & steel forging | (B) | (D) | (D) | 2 | 1 | -- | -- | 1 | -- | -- | -- | -- | -- |
| 332112 | Nonferrous forging | (F) | (D) | (D) | 1 | -- | -- | -- | -- | -- | -- | -- | 1 | -- |
| 332114 | Custom roll forming | (B) | (D) | (D) | 2 | -- | -- | -- | 2 | -- | -- | -- | -- | -- |
| 332116 | Metal stamping | 745 | 3 951 | 16 229 | 11 | 3 | -- | -- | 4 | 2 | 1 | 1 | -- | -- |
| 3322 | Cutlery & handtool mfg | 180 | 907 | 4 060 | 7 | 1 | 2 | 1 | 2 | 1 | -- | -- | -- | -- |
| 33221 | Cutlery & handtool mfg | 180 | 907 | 4 060 | 7 | 1 | 2 | 1 | 2 | 1 | -- | -- | -- | -- |
| 332212 | Hand & edge tool mfg | (B) | (D) | (D) | 3 | 1 | 1 | -- | 1 | -- | -- | -- | -- | -- |
| 332213 | Saw blade & handsaw mfg | (C) | (D) | (D) | 4 | -- | 1 | 1 | 1 | 1 | -- | -- | -- | -- |
| 3323 | Architectural & structural metals mfg | 5 043 | 36 375 | 148 080 | 102 | 20 | 12 | 20 | 27 | 10 | 8 | 5 | -- | -- |
| 33231 | Plate work & fabricated structural prod mfg | 2 446 | 21 993 | 84 991 | 51 | 8 | 7 | 6 | 20 | 5 | 3 | 2 | -- | -- |
| 332311 | Prefab metal building & component mfg | 991 | 10 253 | 37 202 | 11 | 2 | 1 | -- | 5 | 1 | -- | 2 | -- | -- |
| 332312 | Fabricated structural metal mfg | 1 301 | 10 440 | 42 659 | 31 | 4 | 4 | 4 | 12 | 4 | 3 | -- | -- | -- |
| 332313 | Plate work mfg | 154 | 1 300 | 5 130 | 9 | 2 | 2 | 2 | 3 | -- | -- | -- | -- | -- |
| 33232 | Ornamental & architectural metal prod mfg | 2 597 | 14 382 | 63 089 | 51 | 12 | 5 | 14 | 7 | 5 | 5 | 3 | -- | -- |
| 332321 | Metal window & door mfg | 1 116 | 6 056 | 27 487 | 12 | 1 | 3 | 3 | -- | 2 | 1 | 2 | -- | -- |
| 332322 | Sheet metal work mfg | 1 403 | 7 960 | 33 952 | 30 | 5 | 1 | 11 | 5 | 3 | 4 | 1 | -- | -- |
| 332323 | Ornamental & architectural metal work mfg | 78 | 366 | 1 650 | 9 | 6 | 1 | -- | 2 | -- | -- | -- | -- | -- |
| 3324 | Boiler, tank & shipping container mfg | 2 113 | 18 938 | 77 107 | 18 | 3 | -- | 2 | 1 | 4 | 7 | -- | 1 | -- |
| 33241 | Power boiler & heat exchanger mfg | 1 152 | 10 098 | 41 603 | 7 | 1 | -- | 1 | 1 | -- | 3 | -- | 1 | -- |
| 332410 | Power boiler & heat exchanger mfg | 1 152 | 10 098 | 41 603 | 7 | 1 | -- | 1 | 1 | -- | 3 | -- | 1 | -- |
| 33242 | Metal tank (heavy gauge) mfg | 473 | 3 798 | 14 975 | 6 | 1 | -- | 1 | -- | 2 | 2 | -- | -- | -- |
| 332420 | Metal tank (heavy gauge) mfg | 473 | 3 798 | 14 975 | 6 | 1 | -- | 1 | -- | 2 | 2 | -- | -- | -- |
| 33243 | Light gauge metal container mfg | 488 | 5 042 | 20 529 | 5 | 1 | -- | -- | -- | 2 | 2 | -- | -- | -- |
| 332431 | Metal can mfg | (E) | (D) | (D) | 3 | -- | -- | -- | -- | 1 | 2 | -- | -- | -- |
| 332439 | Other metal container mfg | (B) | (D) | (D) | 2 | 1 | -- | -- | -- | 1 | -- | -- | -- | -- |

See footnotes at end of table.

Table 2. The State—Employees, Payroll, and Establishments by Industry: 2000—Con.

[Excludes most government employees, railroad employees, and self-employed persons. Size class 1 to 4 includes establishments with payroll, but no employees, during mid-March pay period. (D) denotes figures withheld to avoid disclosing data for individual companies; the data are included in broader industry totals. For explanation of terms, abbreviations, and data reliability/comparability, see introductory text]

| NAICS code | Industry | Number of employees for week including March 12 | Payroll (\$1,000) | | Total number of establishments | Number of establishments by employment-size class | | | | | | | | |
|--------------|--|---|-------------------|---------|--------------------------------|---|--------|----------|----------|----------|------------|------------|------------|---------------|
| | | | First quarter | Annual | | 1 to 4 | 5 to 9 | 10 to 19 | 20 to 49 | 50 to 99 | 100 to 249 | 250 to 499 | 500 to 999 | 1,000 or more |
| 31-33 | Manufacturing—Con. | | | | | | | | | | | | | |
| 333 | Machinery mfg—Con. | | | | | | | | | | | | | |
| 3339 | Other general purpose machinery mfg | 2 601 | 22 821 | 93 542 | 39 | 9 | 6 | 7 | 5 | 5 | 4 | 2 | 1 | — |
| 33392 | Material handling equipment mfg | 932 | 7 401 | 29 519 | 17 | 4 | 2 | 5 | — | 2 | 3 | 1 | — | — |
| 333921 | Elevator & moving stairway mfg | 173 | 1 009 | 3 993 | 3 | — | — | 1 | — | 1 | 1 | — | — | — |
| 333922 | Conveyor & conveying equipment mfg | 712 | 6 039 | 23 881 | 8 | 2 | — | 2 | — | 1 | 2 | 1 | — | — |
| 333923 | Overhead crane, hoist & monorail system mfg | (A) | (D) | (D) | 2 | 1 | — | 1 | — | — | — | — | — | — |
| 333924 | Ind truck, tractor, trailer, stacker mach mfg | (B) | (D) | (D) | 4 | 1 | 2 | 1 | — | — | — | — | — | — |
| 33399 | All other general purpose machinery mfg | 1 669 | 15 420 | 64 023 | 22 | 5 | 4 | 2 | 5 | 3 | 1 | 1 | 1 | — |
| 333991 | Power-driven handtool mfg | (E) | (D) | (D) | 1 | — | — | — | — | — | — | 1 | — | — |
| 333993 | Packaging machinery mfg | (A) | (D) | (D) | 1 | — | 1 | — | — | — | — | — | — | — |
| 333995 | Fluid power cylinder & actuator mfg | (C) | (D) | (D) | 3 | 1 | — | — | 1 | — | 1 | — | — | — |
| 333996 | Fluid power pump & motor mfg | (F) | (D) | (D) | 3 | — | 1 | — | 1 | — | — | — | 1 | — |
| 333997 | Scale & balance (except laboratory) mfg | (B) | (D) | (D) | 1 | — | — | — | — | 1 | — | — | — | — |
| 333999 | All other general purpose machinery mfg | 321 | 2 324 | 9 592 | 13 | 4 | 2 | 2 | 3 | 2 | — | — | — | — |
| 334 | Computer & electronic product mfg | 4 560 | 29 076 | 128 807 | 46 | 13 | 3 | 7 | 12 | 2 | 5 | 2 | 1 | 1 |
| 3341 | Computer & peripheral equipment mfg | (E) | (D) | (D) | 7 | 2 | 1 | 2 | — | 1 | 1 | — | — | — |
| 33411 | Computer & peripheral equipment mfg | (E) | (D) | (D) | 7 | 2 | 1 | 2 | — | 1 | 1 | — | — | — |
| 334111 | Electronic computer mfg | (C) | (D) | (D) | 1 | — | — | — | — | — | 1 | — | — | — |
| 334119 | Other computer peripheral equipment mfg | (C) | (D) | (D) | 6 | 2 | 1 | 2 | — | 1 | — | — | — | — |
| 3342 | Communications equipment mfg | (G) | (D) | (D) | 13 | 2 | — | 2 | 7 | 1 | — | — | — | 1 |
| 33421 | Telephone apparatus mfg | (B) | (D) | (D) | 2 | — | — | 1 | — | 1 | — | — | — | — |
| 334210 | Telephone apparatus mfg | (B) | (D) | (D) | 2 | — | — | 1 | — | 1 | — | — | — | — |
| 33422 | Radio, TV broadcast & wireless comm equip mfg | (G) | (D) | (D) | 9 | — | — | 1 | 7 | — | — | — | — | 1 |
| 334220 | Radio, TV broadcast & wireless comm equip mfg | (G) | (D) | (D) | 9 | — | — | 1 | 7 | — | — | — | — | 1 |
| 33429 | Other communications equipment mfg | (A) | (D) | (D) | 2 | 2 | — | — | — | — | — | — | — | — |
| 334290 | Other communications equipment mfg | (A) | (D) | (D) | 2 | 2 | — | — | — | — | — | — | — | — |
| 3343 | Audio & video equipment mfg | (C) | (D) | (D) | 1 | — | — | — | — | — | 1 | — | — | — |
| 33431 | Audio & video equipment mfg | (C) | (D) | (D) | 1 | — | — | — | — | — | 1 | — | — | — |
| 334310 | Audio & video equipment mfg | (C) | (D) | (D) | 1 | — | — | — | — | — | 1 | — | — | — |
| 3344 | Semiconductor & oth electronic component mfg | 1 569 | 7 707 | 41 870 | 12 | 2 | 1 | 2 | 3 | — | 2 | 1 | 1 | — |
| 33441 | Semiconductor & oth electronic component mfg | 1 569 | 7 707 | 41 870 | 12 | 2 | 1 | 2 | 3 | — | 2 | 1 | 1 | — |
| 334412 | Bare printed circuit board mfg | 31 | 153 | 608 | 3 | 1 | 1 | — | 1 | — | — | — | — | — |
| 334416 | Electronic coil, transformer, oth inductor mfg | (B) | (D) | (D) | 1 | — | — | — | 1 | — | — | — | — | — |
| 334418 | Printed circuit assembly (electronic assembly) mfg | (F) | (D) | (D) | 2 | — | — | 1 | — | — | — | — | 1 | — |
| 334419 | Other electronic component mfg | (F) | (D) | (D) | 6 | 1 | — | 1 | 1 | — | 2 | 1 | — | — |
| 3345 | Nav, measuring, medical, control instruments mfg | (F) | (D) | (D) | 12 | 6 | 1 | 1 | 2 | — | 1 | 1 | — | — |
| 33451 | Nav, measuring, medical, control instruments mfg | (F) | (D) | (D) | 12 | 6 | 1 | 1 | 2 | — | 1 | 1 | — | — |
| 334510 | Electromedical apparatus mfg | (A) | (D) | (D) | 1 | 1 | — | — | — | — | — | — | — | — |
| 334511 | Search, detection & navigation instrument mfg | (E) | (D) | (D) | 3 | 1 | — | — | 1 | — | — | 1 | — | — |
| 334515 | Electricity measuring, testing instrument mfg | (C) | (D) | (D) | 3 | 2 | — | — | — | — | 1 | — | — | — |
| 334517 | Irradiation apparatus mfg | (A) | (D) | (D) | 1 | — | 1 | — | — | — | — | — | — | — |
| 334519 | Other measuring & controlling device mfg | (B) | (D) | (D) | 4 | 2 | — | 1 | 1 | — | — | — | — | — |
| 3346 | Mfg & reproducing magnetic & optical media | (A) | (D) | (D) | 1 | 1 | — | — | — | — | — | — | — | — |
| 33461 | Mfg & reproducing magnetic & optical media | (A) | (D) | (D) | 1 | 1 | — | — | — | — | — | — | — | — |
| 334612 | Prerecorded CD, tape, record reproducing | (A) | (D) | (D) | 1 | 1 | — | — | — | — | — | — | — | — |
| 335 | Electrical equip, appliance & component mfg | 14 836 | 99 360 | 397 968 | 68 | 9 | 4 | 8 | 11 | 2 | 13 | 14 | 5 | 2 |
| 3351 | Electric lighting equipment mfg | 2 431 | 18 558 | 73 551 | 11 | 1 | 1 | 4 | 1 | — | 1 | 1 | 1 | 1 |
| 33512 | Lighting fixture mfg | 2 431 | 18 558 | 73 551 | 11 | 1 | 1 | 4 | 1 | — | 1 | 1 | 1 | 1 |
| 335121 | Residential electric lighting fixture mfg | (C) | (D) | (D) | 5 | — | — | 3 | 1 | — | 1 | — | — | — |
| 335122 | Commercial electric lighting fixture mfg | (G) | (D) | (D) | 3 | — | — | 1 | — | — | — | 1 | 1 | — |
| 335129 | Other lighting equipment mfg | (G) | (D) | (D) | 3 | 1 | 1 | — | — | — | — | — | — | 1 |
| 3352 | Household appliance mfg | 2 432 | 12 316 | 46 772 | 6 | — | — | — | 1 | — | 1 | 2 | 2 | — |
| 33521 | Small electrical appliance mfg | (G) | (D) | (D) | 4 | — | — | — | — | — | 1 | 1 | 2 | — |
| 335211 | Electric housewares & fan mfg | (G) | (D) | (D) | 3 | — | — | — | — | — | 1 | — | 2 | — |
| 335212 | Household vacuum cleaner mfg | (E) | (D) | (D) | 1 | — | — | — | — | — | — | 1 | — | — |
| 33522 | Major appliance mfg | (E) | (D) | (D) | 2 | — | — | — | 1 | — | — | 1 | — | — |
| 335221 | Household cooking appliance mfg | (E) | (D) | (D) | 2 | — | — | — | 1 | — | — | 1 | — | — |
| 3353 | Electrical equipment mfg | 7 511 | 51 772 | 206 281 | 33 | 6 | 2 | 4 | 7 | — | 4 | 7 | 2 | 1 |
| 33531 | Electrical equipment mfg | 7 511 | 51 772 | 206 281 | 33 | 6 | 2 | 4 | 7 | — | 4 | 7 | 2 | 1 |
| 335311 | Power, distribution, specialty transformer mfg | 4 129 | 28 277 | 115 327 | 8 | 1 | 1 | 1 | 1 | — | — | 2 | 1 | 1 |
| 335312 | Motor & generator mfg | 2 886 | 19 551 | 74 002 | 15 | 2 | 1 | 1 | 2 | — | 4 | 4 | 1 | — |
| 335313 | Switchgear & switchboard apparatus mfg | (E) | (D) | (D) | 4 | 1 | — | 1 | 1 | — | — | 1 | — | — |
| 335314 | Relay & industrial control mfg | (C) | (D) | (D) | 6 | 2 | — | 1 | 3 | — | — | — | — | — |
| 3359 | Other electrical equipment & component mfg | 2 462 | 16 714 | 71 364 | 18 | 2 | 1 | — | 2 | 2 | 7 | 4 | — | — |
| 33591 | Battery mfg | (E) | (D) | (D) | 1 | — | — | — | — | — | — | 1 | — | — |
| 335911 | Storage battery mfg | (E) | (D) | (D) | 1 | — | — | — | — | — | — | 1 | — | — |
| 33592 | Communication & energy wire & cable mfg | 1 297 | 8 943 | 39 060 | 6 | — | — | — | — | — | 4 | 2 | — | — |
| 335921 | Fiber optic cable mfg | (E) | (D) | (D) | 1 | — | — | — | — | — | — | 1 | — | — |
| 335929 | Other communication & energy wire mfg | (F) | (D) | (D) | 5 | — | — | — | — | — | 4 | 1 | — | — |

See footnotes at end of table.

Table 2. The State—Employees, Payroll, and Establishments by Industry: 2000—Con.

[Excludes most government employees, railroad employees, and self-employed persons. Size class 1 to 4 includes establishments with payroll, but no employees, during mid-March pay period. (D) denotes figures withheld to avoid disclosing data for individual companies; the data are included in broader industry totals. For explanation of terms, abbreviations, and data reliability/comparability, see introductory text]

| NAICS code | Industry | Number of employees for week including March 12 | Payroll (\$1,000) | | Total number of establishments | Number of establishments by employment-size class | | | | | | | | |
|--------------|--|---|-------------------|---------|--------------------------------|---|--------|----------|----------|----------|------------|------------|------------|---------------|
| | | | First quarter | Annual | | 1 to 4 | 5 to 9 | 10 to 19 | 20 to 49 | 50 to 99 | 100 to 249 | 250 to 499 | 500 to 999 | 1,000 or more |
| 31-33 | Manufacturing—Con. | | | | | | | | | | | | | |
| 335 | Electrical equip, appliance & component mfg—Con. | | | | | | | | | | | | | |
| 3359 | Other electrical equipment & component mfg—Con. | | | | | | | | | | | | | |
| 33593 | Wiring device mfg | 588 | 3 965 | 15 815 | 5 | — | 1 | — | 1 | — | 2 | 1 | — | — |
| 335931 | Current-carrying wiring device mfg | (E) | (D) | (D) | 4 | — | 1 | — | 1 | — | 2 | — | — | — |
| 335932 | Noncurrent-carrying wiring device mfg | (E) | (D) | (D) | 1 | — | — | — | — | — | — | 1 | — | — |
| 33599 | All oth electrical equipment & component mfg | (E) | (D) | (D) | 6 | 2 | — | — | 1 | 2 | 1 | — | — | — |
| 335991 | Carbon & graphite product mfg | (A) | (D) | (D) | 1 | 1 | — | — | — | — | — | — | — | — |
| 335999 | All oth misc electrical equip & component mfg | (E) | (D) | (D) | 5 | 1 | — | — | 1 | 2 | 1 | — | — | — |
| 336 | Transportation equipment mfg | 24 486 | 203 401 | 795 459 | 112 | 17 | 13 | 14 | 18 | 11 | 19 | 13 | 5 | 2 |
| 3362 | Motor vehicle body & trailer mfg | 1 266 | 7 488 | 28 308 | 22 | 2 | 3 | 4 | 5 | 5 | 2 | 1 | — | — |
| 33621 | Motor vehicle body & trailer mfg | 1 266 | 7 488 | 28 308 | 22 | 2 | 3 | 4 | 5 | 5 | 2 | 1 | — | — |
| 336211 | Motor vehicle body mfg | 565 | 4 046 | 14 892 | 12 | 2 | 2 | 1 | 2 | 3 | 2 | — | — | — |
| 336212 | Truck trailer mfg | (E) | (D) | (D) | 3 | — | — | 1 | 1 | — | — | 1 | — | — |
| 336214 | Travel trailer & camper mfg | (C) | (D) | (D) | 7 | — | 1 | 2 | 2 | 2 | — | — | — | — |
| 3363 | Motor vehicle parts mfg | 10 337 | 77 430 | 290 568 | 52 | 4 | 7 | 3 | 10 | 2 | 10 | 11 | 4 | 1 |
| 33631 | Motor vehicle gas engine & engine parts mfg | (G) | (D) | (D) | 12 | 1 | 2 | 1 | 3 | 1 | 2 | 1 | 1 | — |
| 336311 | Carburetor, piston, piston ring & valve mfg | (B) | (D) | (D) | 1 | — | — | — | — | 1 | — | — | — | — |
| 336312 | Gasoline engine & engine parts mfg | (G) | (D) | (D) | 11 | 1 | 2 | 1 | 3 | — | 2 | 1 | 1 | — |
| 33632 | MV electrical & electronic equipment mfg | 4 630 | 43 086 | 154 752 | 16 | 1 | 1 | 1 | 4 | — | 2 | 4 | 2 | 1 |
| 336322 | Other MV electrical & electronic equip mfg | 4 630 | 43 086 | 154 752 | 16 | 1 | 1 | 1 | 4 | — | 2 | 4 | 2 | 1 |
| 33633 | Motor vehicle steering & suspension parts mfg | (E) | (D) | (D) | 4 | 1 | 1 | — | 1 | — | — | 1 | — | — |
| 336330 | Motor vehicle steering & suspension parts mfg | (E) | (D) | (D) | 4 | 1 | 1 | — | 1 | — | — | 1 | — | — |
| 33635 | MV transmission & power train parts mfg | 756 | 4 587 | 15 237 | 8 | — | 3 | — | 2 | — | 2 | 1 | — | — |
| 336350 | MV transmission & power train parts mfg | 756 | 4 587 | 15 237 | 8 | — | 3 | — | 2 | — | 2 | 1 | — | — |
| 33636 | Motor vehicle seating & interior trim mfg | (F) | (D) | (D) | 2 | — | — | 1 | — | — | — | — | 1 | — |
| 336360 | Motor vehicle seating & interior trim mfg | (F) | (D) | (D) | 2 | — | — | 1 | — | — | — | — | 1 | — |
| 33637 | Motor vehicle metal stamping | (C) | (D) | (D) | 2 | 1 | — | — | — | — | 1 | — | — | — |
| 336370 | Motor vehicle metal stamping | (C) | (D) | (D) | 2 | 1 | — | — | — | — | 1 | — | — | — |
| 33639 | Other motor vehicle parts mfg | 2 186 | 13 371 | 50 467 | 8 | — | — | — | — | 1 | 3 | 4 | — | — |
| 336399 | All other motor vehicle parts mfg | 2 186 | 13 371 | 50 467 | 8 | — | — | — | — | 1 | 3 | 4 | — | — |
| 3364 | Aerospace product & parts mfg | (C) | (D) | (D) | 6 | 3 | 1 | 1 | — | — | 1 | — | — | — |
| 33641 | Aerospace product & parts mfg | (C) | (D) | (D) | 6 | 3 | 1 | 1 | — | — | 1 | — | — | — |
| 336411 | Aircraft mfg | (A) | (D) | (D) | 3 | 3 | — | — | — | — | — | — | — | — |
| 336413 | Other aircraft part & auxiliary equipment mfg | (B) | (D) | (D) | 2 | — | 1 | 1 | — | — | — | — | — | — |
| 336415 | Missile, space veh propulsion unit & parts mfg | (C) | (D) | (D) | 1 | — | — | — | — | — | 1 | — | — | — |
| 3365 | Railroad rolling stock mfg | (C) | (D) | (D) | 2 | — | 1 | — | — | — | 1 | — | — | — |
| 33651 | Railroad rolling stock mfg | (C) | (D) | (D) | 2 | — | 1 | — | — | — | 1 | — | — | — |
| 336510 | Railroad rolling stock mfg | (C) | (D) | (D) | 2 | — | 1 | — | — | — | 1 | — | — | — |
| 3366 | Ship & boat building | 12 358 | 114 976 | 462 533 | 24 | 6 | 1 | 5 | 1 | 4 | 4 | 1 | 1 | 1 |
| 33661 | Ship & boat building | 12 358 | 114 976 | 462 533 | 24 | 6 | 1 | 5 | 1 | 4 | 4 | 1 | 1 | 1 |
| 336611 | Ship building & repairing | 12 097 | 113 438 | 457 366 | 14 | 2 | 1 | 2 | — | 3 | 3 | 1 | 1 | 1 |
| 336612 | Boat building | 261 | 1 538 | 5 167 | 10 | 4 | — | 3 | 1 | 1 | 1 | — | — | — |
| 3369 | Other transportation equipment mfg | (C) | (D) | (D) | 6 | 2 | — | 1 | 2 | — | 1 | — | — | — |
| 33699 | Other transportation equipment mfg | (C) | (D) | (D) | 6 | 2 | — | 1 | 2 | — | 1 | — | — | — |
| 336991 | Motorcycle, bicycle & parts mfg | (C) | (D) | (D) | 2 | 1 | — | — | — | — | 1 | — | — | — |
| 336999 | All other transportation equipment mfg | (B) | (D) | (D) | 4 | 1 | — | 1 | 2 | — | — | — | — | — |
| 337 | Furniture & related product mfg | 32 936 | 203 256 | 801 527 | 322 | 86 | 39 | 39 | 49 | 32 | 39 | 21 | 12 | 5 |
| 3371 | HH & institutional furniture & kitchen cabinet mfg | 28 321 | 175 319 | 685 154 | 248 | 73 | 33 | 31 | 29 | 18 | 29 | 19 | 11 | 5 |
| 33711 | Wood kitchen cabinet & countertop mfg | 849 | 4 035 | 17 912 | 74 | 39 | 17 | 9 | 5 | 3 | 1 | — | — | — |
| 337110 | Wood kitchen cabinet & countertop mfg | 849 | 4 035 | 17 912 | 74 | 39 | 17 | 9 | 5 | 3 | 1 | — | — | — |
| 33712 | Household & institutional furniture mfg | 27 472 | 171 284 | 667 242 | 174 | 34 | 16 | 22 | 24 | 15 | 28 | 19 | 11 | 5 |
| 337121 | Upholstered household furniture mfg | 21 085 | 135 507 | 520 398 | 114 | 17 | 7 | 13 | 14 | 11 | 25 | 15 | 9 | 3 |
| 337122 | Nonupholstered wood household furniture mfg | 2 374 | 14 719 | 57 815 | 37 | 14 | 6 | 7 | 6 | — | 1 | 2 | — | 1 |
| 337124 | Metal household furniture manufacturing | (G) | (D) | (D) | 3 | — | — | — | — | — | 1 | — | 2 | — |
| 337125 | Household furniture (exc wood & metal) mfg | (E) | (D) | (D) | 4 | — | — | — | 1 | 2 | — | 1 | — | — |
| 337127 | Institutional furniture mfg | 2 055 | 9 745 | 44 924 | 15 | 3 | 3 | 2 | 2 | 2 | 1 | 1 | — | 1 |
| 337129 | Wood TV, radio, sewing machine cabinet mfg | (B) | (D) | (D) | 1 | — | — | — | 1 | — | — | — | — | — |
| 3372 | Office furniture (including fixtures) mfg | 3 712 | 22 423 | 97 456 | 60 | 10 | 6 | 8 | 15 | 11 | 7 | 2 | 1 | — |
| 33721 | Office furniture (including fixtures) mfg | 3 712 | 22 423 | 97 456 | 60 | 10 | 6 | 8 | 15 | 11 | 7 | 2 | 1 | — |
| 337211 | Wood office furniture mfg | 205 | 986 | 5 461 | 4 | 1 | — | 1 | 1 | — | 1 | — | — | — |
| 337212 | Custom architectural woodwork & millwork mfg | 196 | 1 111 | 4 532 | 8 | 1 | 1 | 2 | 3 | 1 | — | — | — | — |
| 337214 | Office furniture (except wood) mfg | 1 455 | 10 603 | 46 972 | 6 | — | — | — | — | 1 | 3 | 1 | 1 | — |
| 337215 | Showcase, partition, shelving & locker mfg | 1 856 | 9 723 | 40 491 | 42 | 8 | 5 | 5 | 11 | 9 | 3 | 1 | — | — |
| 3379 | Other furniture related product mfg | 903 | 5 514 | 18 917 | 14 | 3 | — | — | 5 | 3 | 3 | — | — | — |
| 33791 | Mattress mfg | (F) | (D) | (D) | 11 | 2 | — | — | 4 | 3 | 2 | — | — | — |
| 337910 | Mattress mfg | (F) | (D) | (D) | 11 | 2 | — | — | 4 | 3 | 2 | — | — | — |
| 33792 | Blind & shade mfg | (E) | (D) | (D) | 3 | 1 | — | — | 1 | — | 1 | — | — | — |
| 337920 | Blind & shade mfg | (E) | (D) | (D) | 3 | 1 | — | — | 1 | — | 1 | — | — | — |

See footnotes at end of table.

Table 2. The State—Employees, Payroll, and Establishments by Industry: 2000—Con.

[Excludes most government employees, railroad employees, and self-employed persons. Size class 1 to 4 includes establishments with payroll, but no employees, during mid-March pay period. (D) denotes figures withheld to avoid disclosing data for individual companies; the data are included in broader industry totals. For explanation of terms, abbreviations, and data reliability/comparability, see introductory text]

| NAICS code | Industry | Number of employees for week including March 12 | Payroll (\$1,000) | | Total number of establishments | Number of establishments by employment-size class | | | | | | | | | | | |
|------------|---|---|-------------------|---------|--------------------------------|---|--------|----------|----------|----------|------------|------------|------------|---------------|---|---|---|
| | | | First quarter | Annual | | 1 to 4 | 5 to 9 | 10 to 19 | 20 to 49 | 50 to 99 | 100 to 249 | 250 to 499 | 500 to 999 | 1,000 or more | | | |
| 42 | Wholesale trade—Con. | | | | | | | | | | | | | | | | |
| 421 | Wholesale trade, durable goods—Con. | | | | | | | | | | | | | | | | |
| 4216 | Electrical goods whsle—Con. | | | | | | | | | | | | | | | | |
| 42161 | Elec equip, wiring supp, const material whsle | 639 | 5 745 | 22 775 | 68 | 38 | 10 | 10 | 8 | 2 | — | — | — | — | — | — | — |
| 421610 | Elec equip, wiring supp, const material whsle | 639 | 5 745 | 22 775 | 68 | 38 | 10 | 10 | 8 | 2 | — | — | — | — | — | — | — |
| 42162 | Electric appliance, TV, radio set whsle | 91 | 633 | 3 229 | 16 | 10 | 4 | 1 | 1 | — | — | — | — | — | — | — | — |
| 421620 | Electric appliance, TV, radio set whsle .. | 91 | 633 | 3 229 | 16 | 10 | 4 | 1 | 1 | — | — | — | — | — | — | — | — |
| 42169 | Other electronic parts & equipment whsle .. | 656 | 5 736 | 22 263 | 94 | 59 | 9 | 20 | 6 | — | — | — | — | — | — | — | — |
| 421690 | Other electronic parts & equipment whsle | 656 | 5 736 | 22 263 | 94 | 59 | 9 | 20 | 6 | — | — | — | — | — | — | — | — |
| 4217 | Hardware, plumb & heating equip & sup whsle | 1 309 | 9 163 | 39 999 | 140 | 69 | 36 | 22 | 10 | 2 | 1 | — | — | — | — | — | — |
| 42171 | Hardware whsle | 565 | 3 880 | 18 378 | 55 | 26 | 18 | 5 | 5 | — | 1 | — | — | — | — | — | — |
| 421710 | Hardware whsle | 565 | 3 880 | 18 378 | 55 | 26 | 18 | 5 | 5 | — | 1 | — | — | — | — | — | — |
| 42172 | Plumbing & heating equipment & supplies whsle | 239 | 1 513 | 6 126 | 19 | 10 | 3 | 3 | 2 | 1 | — | — | — | — | — | — | — |
| 421720 | Plumbing & heating equipment & supplies whsle | 239 | 1 513 | 6 126 | 19 | 10 | 3 | 3 | 2 | 1 | — | — | — | — | — | — | — |
| 42173 | Warm air heating & AC equip & supplies whsle | 397 | 3 020 | 12 526 | 47 | 22 | 10 | 11 | 3 | 1 | — | — | — | — | — | — | — |
| 421730 | Warm air heating & AC equip & supplies whsle | 397 | 3 020 | 12 526 | 47 | 22 | 10 | 11 | 3 | 1 | — | — | — | — | — | — | — |
| 42174 | Refrigeration equipment & supplies whsle .. | 108 | 750 | 2 969 | 19 | 11 | 5 | 3 | — | — | — | — | — | — | — | — | — |
| 421740 | Refrigeration equipment & supplies whsle | 108 | 750 | 2 969 | 19 | 11 | 5 | 3 | — | — | — | — | — | — | — | — | — |
| 4218 | Machinery, equipment & supplies whsle | 5 356 | 41 482 | 176 560 | 553 | 231 | 152 | 101 | 60 | 7 | 2 | — | — | — | — | — | — |
| 42181 | Const & mining (exc petroleum) equip whsle | 872 | 8 261 | 35 047 | 57 | 17 | 15 | 15 | 7 | 1 | 2 | — | — | — | — | — | — |
| 421810 | Const & mining (exc petroleum) equip whsle | 872 | 8 261 | 35 047 | 57 | 17 | 15 | 15 | 7 | 1 | 2 | — | — | — | — | — | — |
| 42182 | Farm & garden machinery & equipment whsle | 1 361 | 8 581 | 38 379 | 132 | 45 | 36 | 33 | 17 | 1 | — | — | — | — | — | — | — |
| 421820 | Farm & garden machinery & equipment whsle | 1 361 | 8 581 | 38 379 | 132 | 45 | 36 | 33 | 17 | 1 | — | — | — | — | — | — | — |
| 42183 | Industrial machinery & equipment whsle .. | 1 663 | 13 230 | 55 695 | 191 | 92 | 51 | 28 | 15 | 5 | — | — | — | — | — | — | — |
| 421830 | Industrial machinery & equipment whsle | 1 663 | 13 230 | 55 695 | 191 | 92 | 51 | 28 | 15 | 5 | — | — | — | — | — | — | — |
| 42184 | Industrial supplies whsle | 909 | 7 754 | 31 063 | 111 | 43 | 38 | 21 | 9 | — | — | — | — | — | — | — | — |
| 421840 | Industrial supplies whsle | 909 | 7 754 | 31 063 | 111 | 43 | 38 | 21 | 9 | — | — | — | — | — | — | — | — |
| 42185 | Service establishment equip & supplies whsle | 455 | 3 007 | 13 531 | 40 | 18 | 7 | 4 | 11 | — | — | — | — | — | — | — | — |
| 421850 | Service establishment equip & supplies whsle | 455 | 3 007 | 13 531 | 40 | 18 | 7 | 4 | 11 | — | — | — | — | — | — | — | — |
| 42186 | Transportation equip, supplies (exc MV) whsle | 96 | 649 | 2 845 | 22 | 16 | 5 | — | 1 | — | — | — | — | — | — | — | — |
| 421860 | Transportation equip, supplies (exc MV) whsle | 96 | 649 | 2 845 | 22 | 16 | 5 | — | 1 | — | — | — | — | — | — | — | — |
| 4219 | Miscellaneous durable goods whsle | 2 264 | 13 889 | 56 514 | 321 | 196 | 60 | 37 | 23 | 5 | — | — | — | — | — | — | — |
| 42191 | Sporting & recreational goods & supply whsle | 196 | 977 | 3 896 | 32 | 20 | 4 | 7 | — | 1 | — | — | — | — | — | — | — |
| 421910 | Sporting & recreational goods & supply whsle | 196 | 977 | 3 896 | 32 | 20 | 4 | 7 | — | 1 | — | — | — | — | — | — | — |
| 42192 | Toy & hobby goods & supplies whsle | 43 | 191 | 798 | 12 | 10 | 1 | 1 | — | — | — | — | — | — | — | — | — |
| 421920 | Toy & hobby goods & supplies whsle | 43 | 191 | 798 | 12 | 10 | 1 | 1 | — | — | — | — | — | — | — | — | — |
| 42193 | Recyclable material whsle | 770 | 4 246 | 17 858 | 76 | 37 | 18 | 7 | 12 | 2 | — | — | — | — | — | — | — |
| 421930 | Recyclable material whsle | 770 | 4 246 | 17 858 | 76 | 37 | 18 | 7 | 12 | 2 | — | — | — | — | — | — | — |
| 42194 | Jewelry, watch, precious stone & metal whsle | 42 | 171 | 749 | 16 | 14 | 2 | — | — | — | — | — | — | — | — | — | — |
| 421940 | Jewelry, watch, precious stone & metal whsle | 42 | 171 | 749 | 16 | 14 | 2 | — | — | — | — | — | — | — | — | — | — |
| 42199 | Other miscellaneous durable goods whsle .. | 1 213 | 8 304 | 33 213 | 185 | 115 | 35 | 22 | 11 | 2 | — | — | — | — | — | — | — |
| 421990 | Other miscellaneous durable goods whsle | 1 213 | 8 304 | 33 213 | 185 | 115 | 35 | 22 | 11 | 2 | — | — | — | — | — | — | — |
| 422 | Wholesale trade, nondurable goods | 19 306 | 135 815 | 564 026 | 1 167 | 483 | 256 | 206 | 146 | 51 | 16 | 8 | 1 | — | — | — | — |
| 4221 | Paper & paper product whsle | 872 | 6 913 | 25 107 | 87 | 28 | 30 | 18 | 9 | 2 | — | — | — | — | — | — | — |
| 42211 | Printing & writing paper whsle | 72 | 634 | 2 614 | 6 | 1 | 2 | 2 | 1 | — | — | — | — | — | — | — | — |
| 422110 | Printing & writing paper whsle | 72 | 634 | 2 614 | 6 | 1 | 2 | 2 | 1 | — | — | — | — | — | — | — | — |
| 42212 | Stationery & office supplies whsle | 415 | 2 678 | 10 514 | 48 | 15 | 19 | 10 | 4 | — | — | — | — | — | — | — | — |
| 422120 | Stationery & office supplies whsle | 415 | 2 678 | 10 514 | 48 | 15 | 19 | 10 | 4 | — | — | — | — | — | — | — | — |
| 42213 | Industrial & personal service paper whsle .. | 385 | 3 601 | 11 979 | 33 | 12 | 9 | 6 | 4 | 2 | — | — | — | — | — | — | — |
| 422130 | Industrial & personal service paper whsle | 385 | 3 601 | 11 979 | 33 | 12 | 9 | 6 | 4 | 2 | — | — | — | — | — | — | — |
| 4222 | Drugs & druggists' sundries whsle | 763 | 6 757 | 26 004 | 51 | 19 | 12 | 8 | 7 | 5 | — | — | — | — | — | — | — |
| 42221 | Drugs & druggists' sundries whsle | 763 | 6 757 | 26 004 | 51 | 19 | 12 | 8 | 7 | 5 | — | — | — | — | — | — | — |
| 422210 | Drugs & druggists' sundries whsle | 763 | 6 757 | 26 004 | 51 | 19 | 12 | 8 | 7 | 5 | — | — | — | — | — | — | — |
| 4223 | Apparel, piece goods & notions whsle | 693 | 4 350 | 16 884 | 67 | 33 | 18 | 9 | 3 | 3 | 1 | — | — | — | — | — | — |
| 42231 | Piece goods, notions & other dry goods whsle | 281 | 1 962 | 7 733 | 35 | 16 | 9 | 7 | 2 | 1 | — | — | — | — | — | — | — |
| 422310 | Piece goods, notions & other dry goods whsle | 281 | 1 962 | 7 733 | 35 | 16 | 9 | 7 | 2 | 1 | — | — | — | — | — | — | — |
| 42232 | Men's & boys' clothing & furnishings whsle | (E) | (D) | (D) | 16 | 7 | 5 | 2 | — | 1 | 1 | — | — | — | — | — | — |
| 422320 | Men's & boys' clothing & furnishings whsle | (E) | (D) | (D) | 16 | 7 | 5 | 2 | — | 1 | 1 | — | — | — | — | — | — |
| 42233 | Women's, children's, infants' clothing whsle | 78 | 564 | 1 932 | 14 | 10 | 3 | — | 1 | — | — | — | — | — | — | — | — |
| 422330 | Women's, children's, infants' clothing whsle | 78 | 564 | 1 932 | 14 | 10 | 3 | — | 1 | — | — | — | — | — | — | — | — |
| 42234 | Footwear whsle | (B) | (D) | (D) | 2 | — | 1 | — | — | 1 | — | — | — | — | — | — | — |
| 422340 | Footwear whsle | (B) | (D) | (D) | 2 | — | 1 | — | — | 1 | — | — | — | — | — | — | — |
| 4224 | Grocery & related product whsle | 6 956 | 51 924 | 210 422 | 299 | 131 | 50 | 49 | 38 | 18 | 8 | 5 | — | — | — | — | — |
| 42241 | General line grocery whsle | 1 086 | 11 799 | 45 768 | 23 | 13 | — | 6 | 2 | — | 2 | — | — | — | — | — | — |
| 422410 | General line grocery whsle | 1 086 | 11 799 | 45 768 | 23 | 13 | — | 6 | 2 | — | 2 | — | — | — | — | — | — |

See footnotes at end of table.

Table 2. The State—Employees, Payroll, and Establishments by Industry: 2000—Con.

[Excludes most government employees, railroad employees, and self-employed persons. Size class 1 to 4 includes establishments with payroll, but no employees, during mid-March pay period. (D) denotes figures withheld to avoid disclosing data for individual companies; the data are included in broader industry totals. For explanation of terms, abbreviations, and data reliability/comparability, see introductory text]

| NAICS code | Industry | Number of employees for week including March 12 | Payroll (\$1,000) | | Total number of establishments | Number of establishments by employment-size class | | | | | | | | |
|--------------|--|---|-------------------|---------|--------------------------------|---|--------|----------|----------|----------|------------|------------|------------|---------------|
| | | | First quarter | Annual | | 1 to 4 | 5 to 9 | 10 to 19 | 20 to 49 | 50 to 99 | 100 to 249 | 250 to 499 | 500 to 999 | 1,000 or more |
| 48-49 | Transportation & warehousing—Con. | | | | | | | | | | | | | |
| 483 | Water transportation | 626 | 5 831 | 24 337 | 25 | 6 | 7 | 6 | 2 | 3 | 1 | — | — | — |
| 4831 | Deep sea, coastal & Great Lakes water trans | 171 | 1 564 | 7 037 | 8 | 2 | 1 | 3 | 1 | 1 | — | — | — | — |
| 48311 | Deep sea, coastal & Great Lakes water trans | 171 | 1 564 | 7 037 | 8 | 2 | 1 | 3 | 1 | 1 | — | — | — | — |
| 483111 | Deep sea freight transportation | (A) | (D) | (D) | 2 | 1 | — | 1 | — | — | — | — | — | — |
| 483113 | Coastal & Great Lakes freight transportation | (C) | (D) | (D) | 5 | 1 | 1 | 1 | 1 | 1 | — | — | — | — |
| 483114 | Coastal & Great Lakes passenger trans | (A) | (D) | (D) | 1 | — | — | 1 | — | — | — | — | — | — |
| 4832 | Inland water transportation | 455 | 4 267 | 17 300 | 17 | 4 | 6 | 3 | 1 | 2 | 1 | — | — | — |
| 48321 | Inland water transportation | 455 | 4 267 | 17 300 | 17 | 4 | 6 | 3 | 1 | 2 | 1 | — | — | — |
| 483211 | Inland water freight transportation | (E) | (D) | (D) | 15 | 3 | 5 | 3 | 1 | 2 | 1 | — | — | — |
| 483212 | Inland water passenger transportation .. | (A) | (D) | (D) | 2 | 1 | 1 | — | — | — | — | — | — | — |
| 484 | Truck transportation | 18 082 | 128 711 | 525 477 | 1 695 | 1 050 | 271 | 176 | 135 | 35 | 23 | 4 | — | 1 |
| 4841 | General freight trucking | 11 634 | 87 745 | 357 628 | 889 | 537 | 121 | 95 | 87 | 25 | 20 | 4 | — | — |
| 48411 | General freight trucking, local | 1 442 | 7 237 | 30 394 | 245 | 164 | 37 | 25 | 17 | 2 | — | — | — | — |
| 484110 | General freight trucking, local | 1 442 | 7 237 | 30 394 | 245 | 164 | 37 | 25 | 17 | 2 | — | — | — | — |
| 48412 | General freight trucking, long-distance .. | 10 192 | 80 508 | 327 234 | 644 | 373 | 84 | 70 | 70 | 23 | 20 | 4 | — | — |
| 484121 | General freight trucking, long-distance, TL | 7 033 | 49 032 | 194 454 | 527 | 336 | 69 | 44 | 43 | 19 | 14 | 2 | — | — |
| 484122 | General freight trucking, long-distance, LTL | 3 159 | 31 476 | 132 780 | 117 | 37 | 15 | 26 | 27 | 4 | 6 | 2 | — | — |
| 4842 | Specialized freight trucking | 6 448 | 40 966 | 167 849 | 806 | 513 | 150 | 81 | 48 | 10 | 3 | — | — | 1 |
| 48421 | Used household & office goods moving ... | 711 | 3 578 | 15 966 | 69 | 35 | 10 | 15 | 8 | — | 1 | — | — | — |
| 484210 | Used household & office goods moving ... | 711 | 3 578 | 15 966 | 69 | 35 | 10 | 15 | 8 | — | 1 | — | — | — |
| 48422 | Specialized freight (exc used) trucking, local | 2 615 | 12 831 | 55 960 | 516 | 354 | 101 | 35 | 20 | 6 | — | — | — | — |
| 484220 | Specialized freight (exc used) trucking, local | 2 615 | 12 831 | 55 960 | 516 | 354 | 101 | 35 | 20 | 6 | — | — | — | — |
| 48423 | Specialized freight (exc used) trucking, LDist | 3 122 | 24 557 | 95 923 | 221 | 124 | 39 | 31 | 20 | 4 | 2 | — | — | 1 |
| 484230 | Specialized freight (exc used) trucking, LDist | 3 122 | 24 557 | 95 923 | 221 | 124 | 39 | 31 | 20 | 4 | 2 | — | — | 1 |
| 485 | Transit & ground passenger transportation | (G) | (D) | (D) | 85 | 40 | 8 | 25 | 6 | 5 | 1 | — | — | — |
| 4851 | Urban transit systems | (B) | (D) | (D) | 3 | 2 | — | — | — | 1 | — | — | — | — |
| 48511 | Urban transit systems | (B) | (D) | (D) | 3 | 2 | — | — | — | 1 | — | — | — | — |
| 485113 | Bus & other motor vehicle transit systems | (B) | (D) | (D) | 3 | 2 | — | — | — | 1 | — | — | — | — |
| 4852 | Interurban & rural bus transportation | (C) | (D) | (D) | 8 | 4 | 1 | 2 | — | 1 | — | — | — | — |
| 48521 | Interurban & rural bus transportation | (C) | (D) | (D) | 8 | 4 | 1 | 2 | — | 1 | — | — | — | — |
| 485210 | Interurban & rural bus transportation ... | (C) | (D) | (D) | 8 | 4 | 1 | 2 | — | 1 | — | — | — | — |
| 4853 | Taxi & limousine service | (C) | (D) | (D) | 23 | 16 | 1 | 4 | 1 | 1 | — | — | — | — |
| 48531 | Taxi service | 135 | 513 | 2 228 | 18 | 13 | — | 3 | 1 | 1 | — | — | — | — |
| 485310 | Taxi service | 135 | 513 | 2 228 | 18 | 13 | — | 3 | 1 | 1 | — | — | — | — |
| 48532 | Limousine service | (B) | (D) | (D) | 5 | 3 | 1 | 1 | — | — | — | — | — | — |
| 485320 | Limousine service | (B) | (D) | (D) | 5 | 3 | 1 | 1 | — | — | — | — | — | — |
| 4854 | School & employee bus transportation | (E) | (D) | (D) | 10 | 7 | — | — | 1 | 1 | 1 | — | — | — |
| 48541 | School & employee bus transportation | (E) | (D) | (D) | 10 | 7 | — | — | 1 | 1 | 1 | — | — | — |
| 485410 | School & employee bus transportation .. | (E) | (D) | (D) | 10 | 7 | — | — | 1 | 1 | 1 | — | — | — |
| 4855 | Charter bus industry | 208 | 634 | 3 020 | 14 | 4 | 3 | 3 | 3 | 1 | — | — | — | — |
| 48551 | Charter bus industry | 208 | 634 | 3 020 | 14 | 4 | 3 | 3 | 3 | 1 | — | — | — | — |
| 485510 | Charter bus industry | 208 | 634 | 3 020 | 14 | 4 | 3 | 3 | 3 | 1 | — | — | — | — |
| 4859 | Oth transit & ground passenger transportation | (E) | (D) | (D) | 27 | 7 | 3 | 16 | 1 | — | — | — | — | — |
| 48599 | Oth transit & ground passenger transportation | (E) | (D) | (D) | 27 | 7 | 3 | 16 | 1 | — | — | — | — | — |
| 485991 | Special needs transportation | (E) | (D) | (D) | 22 | 4 | 2 | 16 | — | — | — | — | — | — |
| 485999 | All other transit & ground passenger trans | (B) | (D) | (D) | 5 | 3 | 1 | — | 1 | — | — | — | — | — |
| 486 | Pipeline transportation | 613 | 10 070 | 39 401 | 65 | 25 | 9 | 23 | 8 | — | — | — | — | — |
| 4861 | Pipeline transportation of crude oil | 37 | 770 | 2 791 | 9 | 7 | — | 2 | — | — | — | — | — | — |
| 48611 | Pipeline transportation of crude oil | 37 | 770 | 2 791 | 9 | 7 | — | 2 | — | — | — | — | — | — |
| 486110 | Pipeline transportation of crude oil | 37 | 770 | 2 791 | 9 | 7 | — | 2 | — | — | — | — | — | — |
| 4862 | Pipeline transportation of natural gas | 530 | 8 705 | 34 113 | 50 | 16 | 7 | 19 | 8 | — | — | — | — | — |
| 48621 | Pipeline transportation of natural gas | 530 | 8 705 | 34 113 | 50 | 16 | 7 | 19 | 8 | — | — | — | — | — |
| 486210 | Pipeline transportation of natural gas ... | 530 | 8 705 | 34 113 | 50 | 16 | 7 | 19 | 8 | — | — | — | — | — |
| 4869 | Other pipeline transportation | 46 | 595 | 2 497 | 6 | 2 | 2 | 2 | — | — | — | — | — | — |
| 48691 | Pipeline trans of refined petroleum products | 46 | 595 | 2 497 | 6 | 2 | 2 | 2 | — | — | — | — | — | — |
| 486910 | Pipeline trans of refined petroleum products | 46 | 595 | 2 497 | 6 | 2 | 2 | 2 | — | — | — | — | — | — |
| 487 | Scenic & sightseeing transportation | (B) | (D) | (D) | 14 | 10 | 1 | 2 | — | 1 | — | — | — | — |
| 4871 | Scenic & sightseeing transportation, land ... | (A) | (D) | (D) | 1 | 1 | — | — | — | — | — | — | — | — |
| 48711 | Scenic & sightseeing transportation, land ... | (A) | (D) | (D) | 1 | 1 | — | — | — | — | — | — | — | — |
| 487110 | Scenic & sightseeing transportation, land | (A) | (D) | (D) | 1 | 1 | — | — | — | — | — | — | — | — |
| 4872 | Scenic & sightseeing transportation, water .. | (B) | (D) | (D) | 13 | 9 | 1 | 2 | — | 1 | — | — | — | — |
| 48721 | Scenic & sightseeing transportation, water | (B) | (D) | (D) | 13 | 9 | 1 | 2 | — | 1 | — | — | — | — |
| 487210 | Scenic & sightseeing transportation, water | (B) | (D) | (D) | 13 | 9 | 1 | 2 | — | 1 | — | — | — | — |

See footnotes at end of table.

Table 2. The State—Employees, Payroll, and Establishments by Industry: 2000—Con.

[Excludes most government employees, railroad employees, and self-employed persons. Size class 1 to 4 includes establishments with payroll, but no employees, during mid-March pay period. (D) denotes figures withheld to avoid disclosing data for individual companies; the data are included in broader industry totals. For explanation of terms, abbreviations, and data reliability/comparability, see introductory text]

| NAICS code | Industry | Number of employees for week including March 12 | Payroll (\$1,000) | | Total number of establishments | Number of establishments by employment-size class | | | | | | | | |
|------------|---|---|-------------------|----------------|--------------------------------|---|-----------|-----------|-----------|-----------|------------|------------|------------|---------------|
| | | | First quarter | Annual | | 1 to 4 | 5 to 9 | 10 to 19 | 20 to 49 | 50 to 99 | 100 to 249 | 250 to 499 | 500 to 999 | 1,000 or more |
| 62 | Health care and social assistance—Con. | | | | | | | | | | | | | |
| 623 | Nursing & residential care facilities | 19 705 | 73 819 | 319 894 | 389 | 101 | 42 | 52 | 40 | 68 | 83 | 2 | 1 | — |
| 6231 | Nursing care facilities | 16 042 | 60 169 | 262 153 | 206 | 32 | 10 | 11 | 14 | 62 | 75 | 2 | — | — |
| 62311 | Nursing care facilities | 16 042 | 60 169 | 262 153 | 206 | 32 | 10 | 11 | 14 | 62 | 75 | 2 | — | — |
| 623110 | Nursing care facilities | 16 042 | 60 169 | 262 153 | 206 | 32 | 10 | 11 | 14 | 62 | 75 | 2 | — | — |
| 6232 | Residential mental retardation, health fac .. | 1 383 | 5 116 | 23 491 | 45 | 19 | 9 | 9 | 1 | 2 | 4 | — | 1 | — |
| 62321 | Residential mental retardation facilities ... | 1 054 | 3 432 | 16 210 | 22 | 10 | 5 | 2 | — | 1 | 3 | — | 1 | — |
| 623210 | Residential mental retardation facilities ... | 1 054 | 3 432 | 16 210 | 22 | 10 | 5 | 2 | — | 1 | 3 | — | 1 | — |
| 62322 | Residential mental health, subst abuse facil | 329 | 1 684 | 7 281 | 23 | 9 | 4 | 7 | 1 | 1 | 1 | — | — | — |
| 623220 | Residential mental health, subst abuse facil | 329 | 1 684 | 7 281 | 23 | 9 | 4 | 7 | 1 | 1 | 1 | — | — | — |
| 6233 | Community care facilities for the elderly ... | 1 785 | 6 331 | 25 855 | 108 | 40 | 17 | 24 | 22 | 2 | 3 | — | — | — |
| 62331 | Community care facilities for the elderly ... | 1 785 | 6 331 | 25 855 | 108 | 40 | 17 | 24 | 22 | 2 | 3 | — | — | — |
| 623311 | Continuing care retirement communities | 659 | 2 800 | 11 485 | 15 | 3 | 1 | 4 | 4 | 1 | 2 | — | — | — |
| 623312 | Homes for the elderly | 1 126 | 3 531 | 14 370 | 93 | 37 | 16 | 20 | 18 | 1 | 1 | — | — | — |
| 6239 | Other residential care facilities | 495 | 2 203 | 8 395 | 30 | 10 | 6 | 8 | 3 | 2 | 1 | — | — | — |
| 62399 | Other residential care facilities | 495 | 2 203 | 8 395 | 30 | 10 | 6 | 8 | 3 | 2 | 1 | — | — | — |
| 623990 | Other residential care facilities | 495 | 2 203 | 8 395 | 30 | 10 | 6 | 8 | 3 | 2 | 1 | — | — | — |
| 624 | Social assistance | 13 546 | 40 841 | 165 389 | 1 222 | 612 | 256 | 216 | 103 | 21 | 10 | 2 | 2 | — |
| 6241 | Individual & family services | 3 426 | 12 353 | 50 064 | 238 | 143 | 37 | 27 | 19 | 4 | 6 | 1 | 1 | — |
| 62411 | Child & youth services | 522 | 2 069 | 8 946 | 45 | 26 | 8 | 6 | 3 | 1 | 1 | — | — | — |
| 624110 | Child & youth services | 522 | 2 069 | 8 946 | 45 | 26 | 8 | 6 | 3 | 1 | 1 | — | — | — |
| 62412 | Services for elderly & disabled persons ... | 958 | 2 449 | 10 076 | 61 | 33 | 10 | 7 | 7 | 1 | 3 | — | — | — |
| 624120 | Services for elderly & disabled persons ... | 958 | 2 449 | 10 076 | 61 | 33 | 10 | 7 | 7 | 1 | 3 | — | — | — |
| 62419 | Other individual & family services | 1 946 | 7 835 | 31 042 | 132 | 84 | 19 | 14 | 9 | 2 | 2 | 1 | 1 | — |
| 624190 | Other individual & family services | 1 946 | 7 835 | 31 042 | 132 | 84 | 19 | 14 | 9 | 2 | 2 | 1 | 1 | — |
| 6242 | Community, emergency & other relief services | 552 | 2 006 | 8 619 | 64 | 41 | 6 | 8 | 7 | 2 | — | — | — | — |
| 62421 | Community food services | 123 | 379 | 2 026 | 15 | 11 | 2 | — | 1 | 1 | — | — | — | — |
| 624210 | Community food services | 123 | 379 | 2 026 | 15 | 11 | 2 | — | 1 | 1 | — | — | — | — |
| 62422 | Community housing services | 354 | 1 319 | 5 366 | 32 | 17 | 1 | 8 | 5 | 1 | — | — | — | — |
| 624221 | Temporary shelters | 316 | 1 164 | 4 693 | 18 | 4 | — | 8 | 4 | 1 | — | — | — | — |
| 624229 | Other community housing services | 38 | 155 | 673 | 14 | 13 | — | — | 1 | — | — | — | — | — |
| 62423 | Emergency & other relief services | 75 | 308 | 1 227 | 17 | 13 | 3 | — | — | — | — | — | — | — |
| 624230 | Emergency & other relief services | 75 | 308 | 1 227 | 17 | 13 | 3 | — | — | — | — | — | — | — |
| 6243 | Vocational rehabilitation services | 2 226 | 6 178 | 25 450 | 83 | 26 | 17 | 12 | 14 | 11 | 2 | 1 | — | — |
| 62431 | Vocational rehabilitation services | 2 226 | 6 178 | 25 450 | 83 | 26 | 17 | 12 | 14 | 11 | 2 | 1 | — | — |
| 624310 | Vocational rehabilitation services | 2 226 | 6 178 | 25 450 | 83 | 26 | 17 | 12 | 14 | 11 | 2 | 1 | — | — |
| 6244 | Child day care services | 7 342 | 20 304 | 81 256 | 837 | 402 | 196 | 169 | 63 | 4 | 2 | — | 1 | — |
| 62441 | Child day care services | 7 342 | 20 304 | 81 256 | 837 | 402 | 196 | 169 | 63 | 4 | 2 | — | 1 | — |
| 624410 | Child day care services | 7 342 | 20 304 | 81 256 | 837 | 402 | 196 | 169 | 63 | 4 | 2 | — | 1 | — |
| 71 | Arts, entertainment & recreation | 21 376 | 99 173 | 423 099 | 603 | 322 | 97 | 95 | 54 | 13 | 6 | 4 | 5 | 7 |
| 711 | Performing arts, spectator sports & related industries | 573 | 1 864 | 9 012 | 73 | 55 | 7 | 2 | 7 | 1 | 1 | — | — | — |
| 7111 | Performing arts companies | (C) | (D) | (D) | 21 | 19 | — | — | 1 | 1 | — | — | — | — |
| 71111 | Theater companies & dinner theaters | (A) | (D) | (D) | 8 | 8 | — | — | — | — | — | — | — | — |
| 711110 | Theater companies & dinner theaters ... | (A) | (D) | (D) | 8 | 8 | — | — | — | — | — | — | — | — |
| 71112 | Dance companies | (B) | (D) | (D) | 2 | 1 | — | — | 1 | — | — | — | — | — |
| 711120 | Dance companies | (B) | (D) | (D) | 2 | 1 | — | — | 1 | — | — | — | — | — |
| 71113 | Musical groups & artists | (B) | (D) | (D) | 10 | 9 | — | — | — | 1 | — | — | — | — |
| 711130 | Musical groups & artists | (B) | (D) | (D) | 10 | 9 | — | — | — | 1 | — | — | — | — |
| 71119 | Other performing arts companies | (A) | (D) | (D) | 1 | 1 | — | — | — | — | — | — | — | — |
| 711190 | Other performing arts companies | (A) | (D) | (D) | 1 | 1 | — | — | — | — | — | — | — | — |
| 7112 | Spectator sports | (C) | (D) | (D) | 15 | 8 | 1 | — | 6 | — | — | — | — | — |
| 71121 | Spectator sports | (C) | (D) | (D) | 15 | 8 | 1 | — | 6 | — | — | — | — | — |
| 711211 | Sports teams and clubs | (B) | (D) | (D) | 4 | 1 | — | — | 3 | — | — | — | — | — |
| 711212 | Racetracks | (B) | (D) | (D) | 5 | 2 | 1 | — | 2 | — | — | — | — | — |
| 711219 | Other spectator sports | (B) | (D) | (D) | 6 | 5 | — | — | 1 | — | — | — | — | — |
| 7113 | Promoters of entertainment events | (C) | (D) | (D) | 9 | 6 | 2 | — | — | — | 1 | — | — | — |
| 71131 | Promoters of entertainment events with facility | (A) | (D) | (D) | 2 | 1 | 1 | — | — | — | — | — | — | — |
| 711310 | Promoters of entertainment events with facility | (A) | (D) | (D) | 2 | 1 | 1 | — | — | — | — | — | — | — |
| 71132 | Promoters of entertainment events without facility | (C) | (D) | (D) | 7 | 5 | 1 | — | — | — | 1 | — | — | — |
| 711320 | Promoters of entertainment events without facility | (C) | (D) | (D) | 7 | 5 | 1 | — | — | — | 1 | — | — | — |
| 7114 | Agents, managers for artists & other public figures | (A) | (D) | (D) | 7 | 6 | — | 1 | — | — | — | — | — | — |
| 71141 | Agents, managers for artists & other public figures | (A) | (D) | (D) | 7 | 6 | — | 1 | — | — | — | — | — | — |
| 711410 | Agents, managers for artists & other public figures | (A) | (D) | (D) | 7 | 6 | — | 1 | — | — | — | — | — | — |
| 7115 | Independent artists, writers & performers ... | (B) | (D) | (D) | 21 | 16 | 4 | 1 | — | — | — | — | — | — |
| 71151 | Independent artists, writers & performers ... | (B) | (D) | (D) | 21 | 16 | 4 | 1 | — | — | — | — | — | — |
| 711510 | Independent artists, writers & performers | (B) | (D) | (D) | 21 | 16 | 4 | 1 | — | — | — | — | — | — |
| 712 | Museums, historical sites & like institutions ... | 395 | 1 159 | 5 331 | 32 | 15 | 6 | 4 | 5 | 2 | — | — | — | — |
| 7121 | Museums, historical sites & like institutions ... | 395 | 1 159 | 5 331 | 32 | 15 | 6 | 4 | 5 | 2 | — | — | — | — |
| 71211 | Museums | 225 | 767 | 3 555 | 23 | 11 | 4 | 3 | 5 | — | — | — | — | — |
| 712110 | Museums | 225 | 767 | 3 555 | 23 | 11 | 4 | 3 | 5 | — | — | — | — | — |
| 71212 | Historical sites | (B) | (D) | (D) | 6 | 3 | 1 | 1 | — | 1 | — | — | — | — |
| 712120 | Historical sites | (B) | (D) | (D) | 6 | 3 | 1 | 1 | — | 1 | — | — | — | — |
| 71213 | Zoos & botanical gardens | (B) | (D) | (D) | 2 | 1 | — | — | — | 1 | — | — | — | — |
| 712130 | Zoos & botanical gardens | (B) | (D) | (D) | 2 | 1 | — | — | — | 1 | — | — | — | — |
| 71219 | Nature parks & other similar institutions ... | (A) | (D) | (D) | 1 | — | — | — | — | — | — | — | — | — |
| 712190 | Nature parks & other similar institutions ... | (A) | (D) | (D) | 1 | — | — | — | — | — | — | — | — | — |

See footnotes at end of table.

Table 2. The State—Employees, Payroll, and Establishments by Industry: 2000—Con.

[Excludes most government employees, railroad employees, and self-employed persons. Size class 1 to 4 includes establishments with payroll, but no employees, during mid-March pay period. (D) denotes figures withheld to avoid disclosing data for individual companies; the data are included in broader industry totals. For explanation of terms, abbreviations, and data reliability/comparability, see introductory text]

| NAICS code | Industry | Number of employees for week including March 12 | Payroll (\$1,000) | | Total number of establishments | Number of establishments by employment-size class | | | | | | | | |
|------------|--|---|-------------------|---------------|--------------------------------|---|-----------|-----------|----------|----------|------------|------------|------------|---------------|
| | | | First quarter | Annual | | 1 to 4 | 5 to 9 | 10 to 19 | 20 to 49 | 50 to 99 | 100 to 249 | 250 to 499 | 500 to 999 | 1,000 or more |
| 99 | Unclassified establishments | 939 | 3 014 | 16 552 | 602 | 550 | 34 | 11 | 7 | - | - | - | - | - |

Note: Employment-size classes are indicated as follows: A—0 to 19; B—20 to 99; C—100 to 249; E—250 to 499; F—500 to 999; G—1,000 to 2,499; H—2,500 to 4,999; I—5,000 to 9,999; J—10,000 to 24,999; K—25,000 to 49,999; L—50,000 to 99,999; M—100,000 or more.

Table 3. The State—Employees and Annual Payroll by Employment-Size Class: 2000

[Excludes most government employees, railroad employees, and self-employed persons. Size class 1 to 4 includes establishments with payroll, but no employees, during mid-March pay period. (D) denotes figures withheld to avoid disclosing data for individual companies; the data are included in broader industry totals. For explanation of terms, abbreviations, and data reliability/comparability, see introductory text]

| NAICS code | Major group | Total | Employment-size class | | | | | | | | |
|--------------|--|-------------------|-----------------------|------------------|------------------|------------------|------------------|------------------|------------------|------------------|------------------|
| | | | 1 to 4 | 5 to 9 | 10 to 19 | 20 to 49 | 50 to 99 | 100 to 249 | 250 to 499 | 500 to 999 | 1,000 or more |
| | Total number of employees .. | 956 781 | 57 261 | 82 119 | 103 396 | 153 991 | 108 159 | 143 627 | 89 497 | 90 226 | 128 505 |
| | Total payroll, annual (\$1,000) | 22 843 586 | 1 379 863 | 1 661 483 | 2 250 707 | 3 418 448 | 2 420 009 | 3 362 037 | 2 225 473 | 2 459 166 | 3 666 400 |
| 11 | FORESTRY, FISHING, HUNTING, AND AGRICULTURE SUPPORT | | | | | | | | | | |
| | Number of employees | 5 785 | (D) | 1 624 | 1 516 | (D) | (D) | (D) | - | - | - |
| | Payroll, annual (\$1,000) | 130 887 | (D) | 34 488 | 35 267 | (D) | (D) | (D) | - | - | - |
| 113 | Forestry and logging | | | | | | | | | | |
| | Number of employees | 4 571 | (D) | (D) | (D) | (D) | (D) | (D) | - | - | - |
| | Payroll, annual (\$1,000) | 106 156 | (D) | (D) | (D) | (D) | (D) | (D) | - | - | - |
| 114 | Fishing, hunting & trapping | | | | | | | | | | |
| | Number of employees | (B) | (D) | (D) | (D) | - | - | - | - | - | - |
| | Payroll, annual (\$1,000) | (D) | (D) | (D) | (D) | - | - | - | - | - | - |
| 115 | Agriculture & forestry support activities | | | | | | | | | | |
| | Number of employees | (G) | (D) | (D) | (D) | (D) | (D) | (D) | - | - | - |
| | Payroll, annual (\$1,000) | (D) | (D) | (D) | (D) | (D) | (D) | (D) | - | - | - |
| 21 | MINING | | | | | | | | | | |
| | Number of employees | 3 909 | (D) | 249 | 657 | 992 | (D) | 668 | - | (D) | - |
| | Payroll, annual (\$1,000) | 139 470 | (D) | 9 296 | 23 258 | 28 167 | (D) | 24 292 | - | (D) | - |
| 211 | Oil & gas extraction | | | | | | | | | | |
| | Number of employees | 486 | (D) | (D) | 119 | (D) | (D) | - | - | - | - |
| | Payroll, annual (\$1,000) | 24 684 | (D) | (D) | 6 745 | (D) | (D) | - | - | - | - |
| 212 | Mining (except oil & gas) | | | | | | | | | | |
| | Number of employees | 1 002 | (D) | 79 | 185 | (D) | (D) | (D) | - | - | - |
| | Payroll, annual (\$1,000) | 32 244 | (D) | 2 140 | 4 830 | (D) | (D) | (D) | - | - | - |
| 213 | Mining support activities | | | | | | | | | | |
| | Number of employees | 2 421 | (D) | (D) | 353 | (D) | 273 | (D) | - | (D) | - |
| | Payroll, annual (\$1,000) | 82 542 | (D) | (D) | 11 683 | (D) | 9 429 | (D) | - | (D) | - |
| 22 | UTILITIES | | | | | | | | | | |
| | Number of employees | 9 121 | (D) | 619 | 876 | 1 935 | (D) | 2 021 | - | (D) | - |
| | Payroll, annual (\$1,000) | 451 213 | (D) | 18 371 | 40 075 | 95 936 | (D) | 98 327 | - | (D) | - |
| 221 | Utilities | | | | | | | | | | |
| | Number of employees | 9 121 | (D) | 619 | 876 | 1 935 | (D) | 2 021 | - | (D) | - |
| | Payroll, annual (\$1,000) | 451 213 | (D) | 18 371 | 40 075 | 95 936 | (D) | 98 327 | - | (D) | - |
| 23 | CONSTRUCTION | | | | | | | | | | |
| | Number of employees | 54 500 | 5 045 | 6 515 | 8 028 | 12 096 | 7 425 | 4 695 | 3 540 | 2 067 | 5 089 |
| | Payroll, annual (\$1,000) | 1 428 954 | 117 292 | 118 290 | 179 474 | 314 130 | 195 964 | 130 735 | 118 256 | 87 164 | 167 649 |
| 233 | Building, developing & general contracting | | | | | | | | | | |
| | Number of employees | 13 366 | 1 577 | 1 719 | 1 916 | 3 149 | 2 082 | 829 | (D) | (D) | - |
| | Payroll, annual (\$1,000) | 371 026 | 38 288 | 32 392 | 39 448 | 81 835 | 51 595 | 23 960 | (D) | (D) | - |
| 234 | Heavy construction | | | | | | | | | | |
| | Number of employees | 14 241 | 371 | 573 | 1 084 | 2 417 | 1 796 | 1 673 | (D) | - | (D) |
| | Payroll, annual (\$1,000) | 427 004 | 12 935 | 12 411 | 28 158 | 69 776 | 49 871 | 41 567 | (D) | - | (D) |
| 235 | Special trade contractors | | | | | | | | | | |
| | Number of employees | 26 893 | 3 097 | 4 223 | 5 028 | 6 530 | 3 547 | 2 193 | (D) | (D) | (D) |
| | Payroll, annual (\$1,000) | 630 924 | 66 069 | 73 487 | 111 868 | 162 519 | 94 498 | 65 208 | (D) | (D) | (D) |
| 31-33 | MANUFACTURING | | | | | | | | | | |
| | Number of employees | 220 046 | 1 500 | 2 713 | 5 478 | 13 998 | 19 227 | 48 367 | 44 092 | 44 293 | 40 378 |
| | Payroll, annual (\$1,000) | 5 984 429 | 36 651 | 52 732 | 124 883 | 332 887 | 525 116 | 1 331 657 | 1 166 148 | 1 191 343 | 1 223 012 |
| 311 | Food mfg | | | | | | | | | | |
| | Number of employees | 28 850 | 96 | 189 | 316 | 953 | 1 388 | 3 488 | 3 694 | 9 911 | 8 815 |
| | Payroll, annual (\$1,000) | 551 266 | 1 888 | 2 506 | 6 226 | 20 038 | 35 822 | 89 201 | 70 631 | 156 178 | 168 776 |
| 312 | Beverage & tobacco product mfg | | | | | | | | | | |
| | Number of employees | (F) | 13 | (D) | 81 | (D) | (D) | (D) | - | - | - |
| | Payroll, annual (\$1,000) | (D) | 331 | (D) | 2 097 | (D) | (D) | (D) | - | - | - |
| 313 | Textile mills | | | | | | | | | | |
| | Number of employees | 2 562 | (D) | 41 | (D) | (D) | 208 | (D) | (D) | (D) | - |
| | Payroll, annual (\$1,000) | 68 692 | (D) | 584 | (D) | (D) | 5 672 | (D) | (D) | (D) | - |
| 314 | Textile product mills | | | | | | | | | | |
| | Number of employees | 3 454 | (D) | 38 | 117 | 381 | 239 | 699 | 1 438 | (D) | - |
| | Payroll, annual (\$1,000) | 74 425 | (D) | 514 | 2 352 | 7 629 | 3 709 | 19 042 | 31 919 | (D) | - |
| 315 | Apparel manufacturing | | | | | | | | | | |
| | Number of employees | 12 424 | 42 | 38 | 105 | 282 | 1 250 | 5 214 | 3 516 | 1 977 | - |
| | Payroll, annual (\$1,000) | 202 814 | 1 668 | 458 | 2 485 | 4 869 | 21 141 | 78 504 | 61 406 | 32 283 | - |
| 316 | Leather & allied product mfg | | | | | | | | | | |
| | Number of employees | (C) | (D) | - | - | (D) | - | (D) | - | - | - |
| | Payroll, annual (\$1,000) | (D) | (D) | - | - | (D) | - | (D) | - | - | - |
| 321 | Wood product mfg | | | | | | | | | | |
| | Number of employees | 16 747 | 134 | 378 | (D) | 2 300 | 3 493 | 4 784 | 2 873 | (D) | - |
| | Payroll, annual (\$1,000) | 434 734 | 2 696 | 7 223 | (D) | 46 555 | 84 977 | 144 978 | 77 980 | (D) | - |
| 322 | Paper mfg | | | | | | | | | | |
| | Number of employees | 8 151 | (D) | (D) | (D) | (D) | 808 | 2 791 | 1 579 | 2 541 | - |
| | Payroll, annual (\$1,000) | 338 065 | (D) | (D) | (D) | (D) | 25 525 | 94 046 | 72 228 | 133 759 | - |

See footnotes at end of table.

Table 3. The State—Employees and Annual Payroll by Employment-Size Class: 2000—Con.

[Excludes most government employees, railroad employees, and self-employed persons. Size class 1 to 4 includes establishments with payroll, but no employees, during mid-March pay period. (D) denotes figures withheld to avoid disclosing data for individual companies; the data are included in broader industry totals. For explanation of terms, abbreviations, and data reliability/comparability, see introductory text]

| NAICS code | Major group | Employment-size class | | | | | | | | | |
|--------------|---|-----------------------|----------------|----------------|----------------|----------------|----------------|----------------|------------|------------|---------------|
| | | Total | 1 to 4 | 5 to 9 | 10 to 19 | 20 to 49 | 50 to 99 | 100 to 249 | 250 to 499 | 500 to 999 | 1,000 or more |
| 31-33 | MANUFACTURING—Con. | | | | | | | | | | |
| 323 | Printing & related support activities | | | | | | | | | | |
| | Number of employees | 3 953 | 205 | 272 | 412 | 772 | (D) | (D) | 1 181 | (D) | — |
| | Payroll, annual (\$1,000)..... | 120 698 | 4 066 | 5 361 | 9 574 | 21 353 | (D) | (D) | 40 185 | (D) | — |
| 324 | Petroleum & coal products mfg | | | | | | | | | | |
| | Number of employees | 1 874 | (D) | (D) | 65 | (D) | — | (D) | — | — | (D) |
| | Payroll, annual (\$1,000)..... | 95 327 | (D) | (D) | 2 204 | (D) | — | (D) | — | — | (D) |
| 325 | Chemical mfg | | | | | | | | | | |
| | Number of employees | 8 036 | 60 | 107 | 163 | 431 | 718 | 2 901 | (D) | 1 830 | (D) |
| | Payroll, annual (\$1,000)..... | 346 525 | 1 605 | 3 012 | 5 158 | 21 650 | 32 304 | 134 764 | (D) | 102 121 | (D) |
| 326 | Plastics & rubber products mfg | | | | | | | | | | |
| | Number of employees | 11 435 | (D) | 86 | (D) | 1 184 | 1 726 | 4 062 | 2 626 | — | (D) |
| | Payroll, annual (\$1,000)..... | 327 963 | (D) | 1 811 | (D) | 24 672 | 45 308 | 109 572 | 72 227 | — | (D) |
| 327 | Nonmetallic mineral product mfg | | | | | | | | | | |
| | Number of employees | 5 397 | 123 | (D) | (D) | 775 | 1 192 | 1 229 | 949 | (D) | — |
| | Payroll, annual (\$1,000)..... | 158 614 | 3 638 | (D) | (D) | 18 146 | 31 836 | 40 620 | 26 819 | (D) | — |
| 331 | Primary metal mfg | | | | | | | | | | |
| | Number of employees | 3 551 | (D) | (D) | (D) | (D) | 372 | 1 004 | 1 948 | — | — |
| | Payroll, annual (\$1,000)..... | 109 835 | (D) | (D) | (D) | (D) | 10 949 | 35 561 | 58 652 | — | — |
| 332 | Fabricated metal product mfg | | | | | | | | | | |
| | Number of employees | 15 048 | 230 | 369 | 805 | 2 064 | 2 214 | 4 581 | 2 561 | 2 224 | — |
| | Payroll, annual (\$1,000)..... | 443 385 | 5 071 | 7 214 | 23 521 | 55 425 | 64 653 | 144 345 | 75 308 | 67 848 | — |
| 333 | Machinery mfg | | | | | | | | | | |
| | Number of employees | 15 508 | 105 | 140 | (D) | 887 | 1 557 | 3 065 | 1 688 | 3 904 | (D) |
| | Payroll, annual (\$1,000)..... | 443 612 | 2 777 | 2 629 | (D) | 27 782 | 45 869 | 87 827 | 53 082 | 118 266 | (D) |
| 334 | Computer & electronic product mfg | | | | | | | | | | |
| | Number of employees | 4 560 | (D) | 21 | 105 | 321 | (D) | 777 | (D) | (D) | (D) |
| | Payroll, annual (\$1,000)..... | 128 807 | (D) | 759 | 2 304 | 8 281 | (D) | 18 196 | (D) | (D) | (D) |
| 335 | Electrical equip, appliance & component mfg | | | | | | | | | | |
| | Number of employees | 14 836 | (D) | 30 | (D) | 340 | (D) | 1 965 | 5 041 | 3 359 | (D) |
| | Payroll, annual (\$1,000)..... | 397 968 | (D) | 840 | (D) | 8 598 | (D) | 48 356 | 152 529 | 77 782 | (D) |
| 336 | Transportation equipment mfg | | | | | | | | | | |
| | Number of employees | 24 486 | (D) | 91 | (D) | 528 | (D) | 3 172 | 4 363 | 3 595 | (D) |
| | Payroll, annual (\$1,000)..... | 795 459 | (D) | 1 959 | (D) | 12 248 | (D) | 74 608 | 105 941 | 105 379 | (D) |
| 337 | Furniture & related product mfg | | | | | | | | | | |
| | Number of employees | 32 936 | 161 | 268 | 551 | 1 617 | 2 146 | 6 616 | 6 784 | 8 294 | 6 499 |
| | Payroll, annual (\$1,000)..... | 801 527 | 3 056 | 4 094 | 9 264 | 26 086 | 44 899 | 163 475 | 154 825 | 202 120 | 193 708 |
| 339 | Miscellaneous mfg | | | | | | | | | | |
| | Number of employees | 5 489 | 148 | 241 | (D) | 456 | 728 | 853 | 2 246 | (D) | — |
| | Payroll, annual (\$1,000)..... | 126 996 | 3 672 | 4 576 | (D) | 9 220 | 17 300 | 15 003 | 62 290 | (D) | — |
| 42 | WHOLESALE TRADE | | | | | | | | | | |
| | Number of employees | 39 972 | 2 857 | 4 533 | 7 119 | 10 282 | 6 067 | 4 504 | (D) | (D) | — |
| | Payroll, annual (\$1,000)..... | 1 221 712 | 88 221 | 130 586 | 206 113 | 307 500 | 176 204 | 142 361 | (D) | (D) | — |
| 421 | Wholesale trade, durable goods | | | | | | | | | | |
| | Number of employees | 20 666 | 1 957 | 2 836 | 4 252 | 5 755 | 2 552 | (D) | (D) | (D) | — |
| | Payroll, annual (\$1,000)..... | 657 686 | 59 410 | 86 562 | 130 877 | 184 384 | 88 166 | (D) | (D) | (D) | — |
| 422 | Wholesale trade, nondurable goods | | | | | | | | | | |
| | Number of employees | 19 306 | 900 | 1 697 | 2 867 | 4 527 | 3 515 | (D) | 2 878 | (D) | — |
| | Payroll, annual (\$1,000)..... | 564 026 | 28 811 | 44 024 | 75 236 | 123 116 | 88 038 | (D) | 117 251 | (D) | — |
| 44-45 | RETAIL TRADE | | | | | | | | | | |
| | Number of employees | 141 321 | 11 699 | 23 456 | 25 316 | 25 627 | 17 651 | 21 793 | (D) | (D) | — |
| | Payroll, annual (\$1,000)..... | 2 384 350 | 213 653 | 362 628 | 422 104 | 460 599 | 311 812 | 344 571 | (D) | (D) | — |
| 441 | Motor vehicle & parts dealers | | | | | | | | | | |
| | Number of employees | 18 282 | 1 528 | 2 722 | 3 873 | 4 694 | 3 660 | (D) | (D) | — | — |
| | Payroll, annual (\$1,000)..... | 512 102 | 37 856 | 55 618 | 88 585 | 143 628 | 118 095 | (D) | (D) | — | — |
| 442 | Furniture & home furnishing stores | | | | | | | | | | |
| | Number of employees | 4 596 | 606 | 1 138 | 1 447 | 1 001 | (D) | (D) | — | — | — |
| | Payroll, annual (\$1,000)..... | 90 205 | 11 932 | 19 994 | 26 932 | 21 384 | (D) | (D) | — | — | — |
| 443 | Electronics & appliance stores | | | | | | | | | | |
| | Number of employees | 2 307 | (D) | 826 | 459 | (D) | (D) | — | — | — | — |
| | Payroll, annual (\$1,000)..... | 47 180 | (D) | 15 556 | 8 936 | (D) | (D) | — | — | — | — |
| 444 | Bldg material & garden equip & supp dealers | | | | | | | | | | |
| | Number of employees | 12 151 | 963 | 1 947 | 2 936 | 3 010 | 1 283 | 2 012 | — | — | — |
| | Payroll, annual (\$1,000)..... | 272 186 | 22 968 | 40 163 | 67 465 | 70 151 | 27 341 | 44 098 | — | — | — |
| 445 | Food & beverage stores | | | | | | | | | | |
| | Number of employees | 25 541 | (D) | 1 793 | 2 004 | 6 237 | (D) | 7 084 | — | — | — |
| | Payroll, annual (\$1,000)..... | 303 948 | (D) | 19 736 | 22 277 | 73 191 | (D) | 76 406 | — | — | — |
| 446 | Health & personal care stores | | | | | | | | | | |
| | Number of employees | 7 025 | 820 | 1 902 | 2 696 | 1 238 | (D) | (D) | — | — | — |
| | Payroll, annual (\$1,000)..... | 147 161 | 21 178 | 37 334 | 55 641 | 24 492 | (D) | (D) | — | — | — |
| 447 | Gasoline stations | | | | | | | | | | |
| | Number of employees | 14 263 | 1 737 | 4 547 | 3 883 | 2 996 | (D) | (D) | — | — | — |
| | Payroll, annual (\$1,000)..... | 184 240 | 26 537 | 60 346 | 49 285 | 34 580 | (D) | (D) | — | — | — |
| 448 | Clothing & clothing accessories stores | | | | | | | | | | |
| | Number of employees | 11 026 | 1 463 | 3 246 | 2 770 | 2 109 | (D) | (D) | — | — | — |
| | Payroll, annual (\$1,000)..... | 126 326 | 21 791 | 38 441 | 29 471 | 21 262 | (D) | (D) | — | — | — |

See footnotes at end of table.

Table 3. The State—Employees and Annual Payroll by Employment-Size Class: 2000—Con.

[Excludes most government employees, railroad employees, and self-employed persons. Size class 1 to 4 includes establishments with payroll, but no employees, during mid-March pay period. (D) denotes figures withheld to avoid disclosing data for individual companies; the data are included in broader industry totals. For explanation of terms, abbreviations, and data reliability/comparability, see introductory text]

| NAICS code | Major group | Total | Employment-size class | | | | | | | | | |
|--------------|---|------------------|-----------------------|----------------|----------------|----------------|----------------|----------------|------------|----------------|---------------|------------|
| | | | 1 to 4 | 5 to 9 | 10 to 19 | 20 to 49 | 50 to 99 | 100 to 249 | 250 to 499 | 500 to 999 | 1,000 or more | |
| 44-45 | RETAIL TRADE—Con. | | | | | | | | | | | |
| 451 | Sporting goods, hobby, book & music stores | | | | | | | | | | | |
| | Number of employees | 3 233 | 475 | 783 | 824 | 954 | 197 | — | — | — | — | — |
| | Payroll, annual (\$1,000)..... | 42 352 | 7 055 | 9 644 | 10 141 | 13 268 | 2 244 | — | — | — | — | — |
| 452 | General merchandise stores | | | | | | | | | | | |
| | Number of employees | 32 966 | (D) | 2 103 | 1 979 | (D) | (D) | 9 492 | (D) | (D) | — | — |
| | Payroll, annual (\$1,000)..... | 483 951 | (D) | 24 005 | 19 861 | (D) | (D) | 134 149 | (D) | (D) | — | — |
| 453 | Miscellaneous store retailers | | | | | | | | | | | |
| | Number of employees | 6 830 | 1 512 | 1 749 | 1 512 | 1 316 | 227 | 514 | — | — | — | — |
| | Payroll, annual (\$1,000)..... | 105 587 | 21 469 | 25 111 | 22 572 | 23 513 | 2 178 | 10 744 | — | — | — | — |
| 454 | Nonstore retailers | | | | | | | | | | | |
| | Number of employees | 3 101 | 305 | 700 | 933 | 593 | (D) | (D) | — | — | — | — |
| | Payroll, annual (\$1,000)..... | 69 112 | 6 866 | 16 680 | 20 938 | 14 731 | (D) | (D) | — | — | — | — |
| 48-49 | TRANSPORTATION & WAREHOUSING | | | | | | | | | | | |
| | Number of employees | 25 862 | 2 084 | 2 490 | 3 845 | 5 770 | 2 984 | 4 817 | (D) | (D) | (D) | (D) |
| | Payroll, annual (\$1,000)..... | 746 667 | 51 536 | 57 670 | 106 679 | 160 400 | 83 923 | 158 106 | (D) | (D) | (D) | (D) |
| 481 | Air transportation | | | | | | | | | | | |
| | Number of employees | (E) | (D) | (D) | (D) | (D) | — | (D) | — | — | — | — |
| | Payroll, annual (\$1,000)..... | (D) | (D) | (D) | (D) | (D) | — | (D) | — | — | — | — |
| 483 | Water transportation | | | | | | | | | | | |
| | Number of employees | 626 | (D) | (D) | 89 | (D) | 221 | (D) | — | — | — | — |
| | Payroll, annual (\$1,000)..... | 24 337 | (D) | (D) | 2 522 | (D) | 8 352 | (D) | — | — | — | — |
| 484 | Truck transportation | | | | | | | | | | | |
| | Number of employees | 18 082 | 1 594 | 1 744 | 2 343 | 4 000 | 2 205 | 3 614 | (D) | — | (D) | (D) |
| | Payroll, annual (\$1,000)..... | 525 477 | 37 257 | 35 606 | 59 897 | 111 557 | 65 094 | 125 094 | (D) | — | — | (D) |
| 485 | Transit & ground passenger transportation | | | | | | | | | | | |
| | Number of employees | (G) | (D) | (D) | (D) | (D) | 362 | (D) | — | — | — | — |
| | Payroll, annual (\$1,000)..... | (D) | (D) | (D) | (D) | (D) | 6 495 | (D) | — | — | — | — |
| 486 | Pipeline transportation | | | | | | | | | | | |
| | Number of employees | 613 | 45 | 59 | 329 | 180 | — | — | — | — | — | — |
| | Payroll, annual (\$1,000)..... | 39 401 | 3 135 | 4 260 | 20 217 | 11 789 | — | — | — | — | — | — |
| 487 | Scenic & sightseeing transportation | | | | | | | | | | | |
| | Number of employees | (B) | (D) | (D) | (D) | — | (D) | — | — | — | — | — |
| | Payroll, annual (\$1,000)..... | (D) | (D) | (D) | (D) | — | (D) | — | — | — | — | — |
| 488 | Transportation support activities | | | | | | | | | | | |
| | Number of employees | 3 115 | 208 | 362 | (D) | 512 | (D) | 398 | — | (D) | — | — |
| | Payroll, annual (\$1,000)..... | 85 579 | 5 082 | 9 085 | (D) | 12 792 | (D) | 13 498 | — | (D) | — | — |
| 492 | Couriers & messengers | | | | | | | | | | | |
| | Number of employees | 933 | (D) | (D) | 140 | (D) | (D) | (D) | — | — | — | — |
| | Payroll, annual (\$1,000)..... | 23 224 | (D) | (D) | 3 274 | (D) | (D) | (D) | — | — | — | — |
| 493 | Warehousing & storage | | | | | | | | | | | |
| | Number of employees | 765 | 83 | 163 | (D) | 254 | — | (D) | — | — | — | — |
| | Payroll, annual (\$1,000)..... | 19 607 | 2 201 | 4 897 | (D) | 6 208 | — | (D) | — | — | — | — |
| 51 | INFORMATION | | | | | | | | | | | |
| | Number of employees | 19 453 | (D) | 1 355 | 2 262 | 4 142 | 3 770 | 2 241 | (D) | 2 007 | (D) | (D) |
| | Payroll, annual (\$1,000)..... | 819 116 | (D) | 36 164 | 59 790 | 133 320 | 124 618 | 69 229 | (D) | 143 220 | (D) | (D) |
| 511 | Publishing industries | | | | | | | | | | | |
| | Number of employees | 3 334 | (D) | (D) | 366 | (D) | (D) | (D) | (D) | — | — | — |
| | Payroll, annual (\$1,000)..... | 88 977 | (D) | (D) | 10 024 | (D) | (D) | (D) | (D) | — | — | — |
| 512 | Motion picture & sound recording industries | | | | | | | | | | | |
| | Number of employees | 909 | (D) | (D) | (D) | (D) | (D) | — | — | — | — | — |
| | Payroll, annual (\$1,000)..... | 7 455 | (D) | (D) | (D) | (D) | (D) | — | — | — | — | — |
| 513 | Broadcasting & telecommunications | | | | | | | | | | | |
| | Number of employees | 14 169 | (D) | 909 | 1 454 | 2 823 | (D) | (D) | (D) | 2 007 | (D) | (D) |
| | Payroll, annual (\$1,000)..... | 694 361 | (D) | 28 209 | 43 678 | 106 211 | (D) | (D) | (D) | 143 220 | (D) | (D) |
| 514 | Information & data processing services | | | | | | | | | | | |
| | Number of employees | 1 041 | (D) | (D) | (D) | (D) | (D) | (D) | — | — | — | — |
| | Payroll, annual (\$1,000)..... | 28 323 | (D) | (D) | (D) | (D) | (D) | (D) | — | — | — | — |
| 52 | FINANCE & INSURANCE | | | | | | | | | | | |
| | Number of employees | 33 791 | 5 501 | 5 818 | 4 897 | 7 203 | 2 661 | 2 859 | (D) | 1 781 | (D) | (D) |
| | Payroll, annual (\$1,000)..... | 1 101 767 | 155 424 | 156 019 | 153 038 | 268 902 | 93 411 | 96 835 | (D) | 67 217 | (D) | (D) |
| 522 | Credit intermediation & related activities | | | | | | | | | | | |
| | Number of employees | 21 165 | 3 147 | 4 250 | 3 448 | 4 514 | (D) | 1 732 | (D) | (D) | (D) | (D) |
| | Payroll, annual (\$1,000)..... | 605 489 | 83 319 | 102 620 | 93 661 | 141 822 | (D) | 52 859 | (D) | (D) | (D) | (D) |
| 523 | Security, commodity contracts & like activity | | | | | | | | | | | |
| | Number of employees | (G) | (D) | (D) | (D) | (D) | (D) | — | — | — | — | — |
| | Payroll, annual (\$1,000)..... | (D) | (D) | (D) | (D) | (D) | (D) | — | — | — | — | — |
| 524 | Insurance carriers & related activities | | | | | | | | | | | |
| | Number of employees | 11 089 | 1 928 | (D) | (D) | 2 214 | 583 | 1 127 | (D) | (D) | (D) | (D) |
| | Payroll, annual (\$1,000)..... | 390 748 | 52 720 | (D) | (D) | 85 091 | 21 407 | 43 976 | (D) | (D) | (D) | (D) |

See footnotes at end of table.

Table 3. The State—Employees and Annual Payroll by Employment-Size Class: 2000—Con.

[Excludes most government employees, railroad employees, and self-employed persons. Size class 1 to 4 includes establishments with payroll, but no employees, during mid-March pay period. (D) denotes figures withheld to avoid disclosing data for individual companies; the data are included in broader industry totals. For explanation of terms, abbreviations, and data reliability/comparability, see introductory text]

| NAICS code | Major group | Total | Employment-size class | | | | | | | | | |
|------------|--|-----------|-----------------------|---------|----------|----------|----------|------------|------------|------------|---------------|---------|
| | | | 1 to 4 | 5 to 9 | 10 to 19 | 20 to 49 | 50 to 99 | 100 to 249 | 250 to 499 | 500 to 999 | 1,000 or more | |
| 52 | FINANCE & INSURANCE—Con. | | | | | | | | | | | |
| 525 | Funds, trusts, & other financial vehicles (part) | | | | | | | | | | | |
| | Number of employees | (B) | (D) | (D) | (D) | (D) | — | — | — | — | — | — |
| | Payroll, annual (\$1,000)..... | (D) | (D) | (D) | (D) | (D) | — | — | — | — | — | — |
| 53 | REAL ESTATE & RENTAL & LEASING | | | | | | | | | | | |
| | Number of employees | 9 255 | 2 756 | 2 358 | 2 079 | 1 268 | (D) | (D) | — | — | — | — |
| | Payroll, annual (\$1,000)..... | 189 108 | 57 114 | 41 622 | 37 483 | 25 921 | (D) | (D) | — | — | — | — |
| 531 | Real estate | | | | | | | | | | | |
| | Number of employees | (I) | (D) | (D) | (D) | 755 | (D) | (D) | — | — | — | — |
| | Payroll, annual (\$1,000)..... | (D) | (D) | (D) | (D) | 14 011 | (D) | (D) | — | — | — | — |
| 532 | Rental & leasing services | | | | | | | | | | | |
| | Number of employees | (H) | (D) | (D) | (D) | 513 | (D) | (D) | — | — | — | — |
| | Payroll, annual (\$1,000)..... | (D) | (D) | (D) | (D) | 11 910 | (D) | (D) | — | — | — | — |
| 533 | Lessors of other nonfinancial intangible asset | | | | | | | | | | | |
| | Number of employees | (A) | (D) | (D) | — | — | — | — | — | — | — | — |
| | Payroll, annual (\$1,000)..... | (D) | (D) | (D) | — | — | — | — | — | — | — | — |
| 54 | PROFESSIONAL, SCIENTIFIC & TECHNICAL SERVICES | | | | | | | | | | | |
| | Number of employees | 26 724 | 4 727 | 4 385 | 5 144 | 5 260 | 3 026 | 2 303 | (D) | (D) | — | — |
| | Payroll, annual (\$1,000)..... | 914 271 | 143 096 | 118 314 | 170 402 | 208 064 | 149 304 | 64 958 | (D) | (D) | — | — |
| 541 | Professional, scientific & technical services | | | | | | | | | | | |
| | Number of employees | 26 724 | 4 727 | 4 385 | 5 144 | 5 260 | 3 026 | 2 303 | (D) | (D) | — | — |
| | Payroll, annual (\$1,000)..... | 914 271 | 143 096 | 118 314 | 170 402 | 208 064 | 149 304 | 64 958 | (D) | (D) | — | — |
| 55 | MANAGEMENT OF COMPANIES & ENTERPRISES | | | | | | | | | | | |
| | Number of employees | 9 246 | (D) | 396 | 573 | 1 881 | (D) | 1 148 | 2 227 | (D) | (D) | (D) |
| | Payroll, annual (\$1,000)..... | 366 110 | (D) | 23 259 | 28 274 | 88 567 | (D) | 46 637 | 76 802 | (D) | (D) | (D) |
| 551 | Management of companies & enterprises | | | | | | | | | | | |
| | Number of employees | 9 246 | (D) | 396 | 573 | 1 881 | (D) | 1 148 | 2 227 | (D) | (D) | (D) |
| | Payroll, annual (\$1,000)..... | 366 110 | (D) | 23 259 | 28 274 | 88 567 | (D) | 46 637 | 76 802 | (D) | (D) | (D) |
| 56 | ADMIN, SUPPORT, WASTE MGT, REMEDIATION SERVICES | | | | | | | | | | | |
| | Number of employees | 51 020 | 1 940 | 2 423 | 2 996 | 5 733 | 5 988 | 10 159 | 6 225 | 7 573 | 7 983 | 7 983 |
| | Payroll, annual (\$1,000)..... | 804 683 | 48 906 | 44 945 | 54 078 | 115 956 | 84 626 | 136 567 | 70 000 | 87 591 | 162 014 | 162 014 |
| 561 | Administrative & support services | | | | | | | | | | | |
| | Number of employees | 49 331 | 1 839 | 2 259 | 2 721 | (D) | (D) | (D) | 6 225 | 7 573 | 7 983 | 7 983 |
| | Payroll, annual (\$1,000)..... | 752 659 | 46 236 | 40 187 | 45 189 | (D) | (D) | (D) | 70 000 | 87 591 | 162 014 | 162 014 |
| 562 | Waste management & remediation services | | | | | | | | | | | |
| | Number of employees | 1 689 | 101 | 164 | 275 | (D) | (D) | (D) | — | — | — | — |
| | Payroll, annual (\$1,000)..... | 52 024 | 2 670 | 4 758 | 8 889 | (D) | (D) | (D) | — | — | — | — |
| 61 | EDUCATIONAL SERVICES | | | | | | | | | | | |
| | Number of employees | 14 703 | (D) | 361 | 859 | 3 473 | 3 025 | 3 002 | (D) | (D) | (D) | (D) |
| | Payroll, annual (\$1,000)..... | 228 860 | (D) | 5 605 | 11 358 | 50 020 | 45 849 | 53 698 | (D) | (D) | (D) | (D) |
| 611 | Educational services | | | | | | | | | | | |
| | Number of employees | 14 703 | (D) | 361 | 859 | 3 473 | 3 025 | 3 002 | (D) | (D) | (D) | (D) |
| | Payroll, annual (\$1,000)..... | 228 860 | (D) | 5 605 | 11 358 | 50 020 | 45 849 | 53 698 | (D) | (D) | (D) | (D) |
| 62 | HEALTH CARE AND SOCIAL ASSISTANCE | | | | | | | | | | | |
| | Number of employees | 123 365 | (D) | 8 104 | 9 903 | 10 687 | 10 140 | 23 781 | (D) | 15 403 | (D) | (D) |
| | Payroll, annual (\$1,000)..... | 3 449 082 | (D) | 259 012 | 333 302 | 348 686 | 225 875 | 494 228 | (D) | 400 359 | (D) | (D) |
| 621 | Ambulatory health care services | | | | | | | | | | | |
| | Number of employees | 29 077 | (D) | 6 161 | (D) | 6 378 | 3 300 | (D) | (D) | — | — | — |
| | Payroll, annual (\$1,000)..... | 1 230 548 | (D) | 236 534 | (D) | 289 778 | 118 052 | (D) | (D) | — | — | — |
| 622 | Hospitals | | | | | | | | | | | |
| | Number of employees | 61 037 | 6 | (D) | (D) | 120 | 747 | 7 769 | (D) | 13 540 | (D) | (D) |
| | Payroll, annual (\$1,000)..... | 1 733 251 | 2 282 | (D) | (D) | 2 893 | 17 441 | 182 665 | (D) | 373 869 | (D) | (D) |
| 623 | Nursing & residential care facilities | | | | | | | | | | | |
| | Number of employees | 19 705 | (D) | (D) | (D) | 1 285 | 4 791 | 11 378 | (D) | (D) | — | — |
| | Payroll, annual (\$1,000)..... | 319 894 | (D) | (D) | (D) | 21 589 | 77 028 | 181 415 | (D) | (D) | — | — |
| 624 | Social assistance | | | | | | | | | | | |
| | Number of employees | 13 546 | (D) | (D) | (D) | 2 904 | 1 302 | (D) | (D) | (D) | — | — |
| | Payroll, annual (\$1,000)..... | 165 389 | (D) | (D) | (D) | 34 426 | 13 354 | (D) | (D) | (D) | — | — |

See footnotes at end of table.

Table 3. The State—Employees and Annual Payroll by Employment-Size Class: 2000—Con.

[Excludes most government employees, railroad employees, and self-employed persons. Size class 1 to 4 includes establishments with payroll, but no employees, during mid-March pay period. (D) denotes figures withheld to avoid disclosing data for individual companies; the data are included in broader industry totals. For explanation of terms, abbreviations, and data reliability/comparability, see introductory text]

| NAICS code | Major group | Total | Employment-size class | | | | | | | | | |
|------------|---|-----------|-----------------------|---------|----------|----------|----------|------------|------------|------------|---------------|--|
| | | | 1 to 4 | 5 to 9 | 10 to 19 | 20 to 49 | 50 to 99 | 100 to 249 | 250 to 499 | 500 to 999 | 1,000 or more | |
| 71 | ARTS, ENTERTAINMENT & RECREATION | | | | | | | | | | | |
| | Number of employees | 21 376 | (D) | (D) | 1 316 | 1 737 | (D) | 753 | (D) | 3 178 | 10 692 | |
| | Payroll, annual (\$1,000) | 423 099 | (D) | (D) | 14 099 | 23 201 | (D) | 11 764 | (D) | 71 920 | 224 475 | |
| 711 | Performing arts, spectator sports & related industries | | | | | | | | | | | |
| | Number of employees | 573 | (D) | (D) | (D) | (D) | (D) | (D) | — | — | — | |
| | Payroll, annual (\$1,000) | 9 012 | (D) | (D) | (D) | (D) | (D) | (D) | — | — | — | |
| 712 | Museums, historical sites & like institutions | | | | | | | | | | | |
| | Number of employees | 395 | (D) | (D) | (D) | (D) | (D) | — | — | — | — | |
| | Payroll, annual (\$1,000) | 5 331 | (D) | (D) | (D) | (D) | (D) | — | — | — | — | |
| 713 | Amusement, gambling & recreation industries | | | | | | | | | | | |
| | Number of employees | 20 408 | (D) | (D) | (D) | 1 363 | (D) | (D) | (D) | 3 178 | 10 692 | |
| | Payroll, annual (\$1,000) | 408 756 | (D) | (D) | (D) | 18 691 | (D) | (D) | (D) | 71 920 | 224 475 | |
| 72 | ACCOMMODATION & FOOD SERVICES | | | | | | | | | | | |
| | Number of employees | 99 374 | 2 099 | 4 352 | 11 743 | 31 908 | 17 664 | (D) | — | (D) | (D) | |
| | Payroll, annual (\$1,000) | 1 232 442 | 37 707 | 36 930 | 104 325 | 279 611 | 161 182 | (D) | — | (D) | (D) | |
| 721 | Accommodation | | | | | | | | | | | |
| | Number of employees | 33 984 | 439 | 807 | 1 831 | 3 394 | (D) | (D) | — | (D) | (D) | |
| | Payroll, annual (\$1,000) | 648 954 | 6 963 | 7 955 | 17 886 | 35 190 | (D) | (D) | — | (D) | (D) | |
| 722 | Food services & drinking places | | | | | | | | | | | |
| | Number of employees | 65 390 | 1 660 | 3 545 | 9 912 | 28 514 | (D) | (D) | — | — | — | |
| | Payroll, annual (\$1,000) | 583 488 | 30 744 | 28 975 | 86 439 | 244 421 | (D) | (D) | — | — | — | |
| 81 | OTHER SERVICES (EXCEPT PUBLIC ADMINISTRATION) | | | | | | | | | | | |
| | Number of employees | 40 643 | 8 443 | 9 288 | 8 339 | 8 070 | 3 433 | (D) | (D) | — | — | |
| | Payroll, annual (\$1,000) | 635 504 | 133 703 | 138 124 | 135 361 | 124 733 | 46 452 | (D) | (D) | — | — | |
| 811 | Repair & maintenance | | | | | | | | | | | |
| | Number of employees | 10 194 | 2 757 | 2 755 | 2 143 | 1 668 | (D) | (D) | — | — | — | |
| | Payroll, annual (\$1,000) | 224 299 | 55 920 | 54 904 | 49 496 | 39 882 | (D) | (D) | — | — | — | |
| 812 | Personal & laundry services | | | | | | | | | | | |
| | Number of employees | 7 784 | 1 450 | 1 895 | 1 987 | 1 530 | (D) | (D) | — | — | — | |
| | Payroll, annual (\$1,000) | 127 173 | 20 786 | 29 085 | 32 155 | 24 988 | (D) | (D) | — | — | — | |
| 813 | Religious, grantmaking, civic, prof & like organizations | | | | | | | | | | | |
| | Number of employees | 22 665 | 4 236 | 4 638 | 4 209 | 4 872 | 2 631 | (D) | (D) | — | — | |
| | Payroll, annual (\$1,000) | 284 032 | 56 997 | 54 135 | 53 710 | 59 863 | 31 378 | (D) | (D) | — | — | |
| 95 | AUXILIARIES (EXC CORPORATE, SUBSIDIARY & REGIONAL MGT) | | | | | | | | | | | |
| | Number of employees | 6 376 | (D) | 211 | 310 | (D) | (D) | 821 | 1 623 | (D) | (D) | |
| | Payroll, annual (\$1,000) | 175 310 | (D) | 7 696 | 10 180 | (D) | (D) | 19 450 | 40 500 | (D) | (D) | |
| 99 | UNCLASSIFIED ESTABLISHMENTS | | | | | | | | | | | |
| | Number of employees | 939 | 387 | (D) | 140 | (D) | — | — | — | — | — | |
| | Payroll, annual (\$1,000) | 16 552 | 10 412 | (D) | 1 164 | (D) | — | — | — | — | — | |

Note: Employment-size classes are indicated as follows: A—0 to 19; B—20 to 99; C—100 to 249; E—250 to 499; F—500 to 999; G—1,000 to 2,499; H—2,500 to 4,999; I—5,000 to 9,999; J—10,000 to 24,999; K—25,000 to 49,999; L—50,000 to 99,999; M—100,000 or more.

Table 4. The State—Establishments With 1,000 Employees or More by Major Group and Employment-Size Class: 2000

[Excludes most government employees, railroad employees, and self-employed persons. For explanation of terms, abbreviations, and data reliability/comparability, see introductory text]

| NAICS code | Major group | Total number of establishments | Number of establishments by employment-size class | | | |
|--------------|---|--------------------------------|---|----------------|----------------|---------------|
| | | | 1,000 to 1,499 | 1,500 to 2,499 | 2,500 to 4,999 | 5,000 or more |
| | Total | 68 | 39 | 14 | 13 | 2 |
| 23 | Construction | 3 | 2 | — | 1 | — |
| 234 | Heavy construction | 2 | 1 | — | 1 | — |
| 235 | Special trade contractors | 1 | 1 | — | — | — |
| 31-33 | Manufacturing | 20 | 11 | 5 | 3 | 1 |
| 311 | Food mfg | 5 | 2 | 2 | 1 | — |
| 324 | Petroleum & coal products mfg | 1 | 1 | — | — | — |
| 325 | Chemical mfg | 1 | 1 | — | — | — |
| 326 | Plastics & rubber products mfg | 1 | 1 | — | — | — |
| 333 | Machinery mfg | 2 | 1 | — | 1 | — |
| 334 | Computer & electronic product mfg | 1 | — | 1 | — | — |
| 335 | Electrical equip, appliance & component mfg | 2 | 1 | — | 1 | — |
| 336 | Transportation equipment mfg | 2 | — | 1 | — | 1 |
| 337 | Furniture & related product mfg | 5 | 4 | 1 | — | — |
| 48-49 | Transportation & warehousing | 1 | 1 | — | — | — |
| 484 | Truck transportation | 1 | 1 | — | — | — |
| 51 | Information | 1 | 1 | — | — | — |
| 513 | Broadcasting & telecommunications | 1 | 1 | — | — | — |
| 52 | Finance & insurance | 2 | 2 | — | — | — |
| 522 | Credit intermediation & related activities | 1 | 1 | — | — | — |
| 524 | Insurance carriers & related activities | 1 | 1 | — | — | — |
| 55 | Management of companies & enterprises | 1 | 1 | — | — | — |
| 551 | Management of companies & enterprises | 1 | 1 | — | — | — |
| 56 | Admin, support, waste mgt, remediation services | 4 | 2 | — | 2 | — |
| 561 | Administrative & support services | 4 | 2 | — | 2 | — |
| 61 | Educational services | 1 | 1 | — | — | — |
| 611 | Educational services | 1 | 1 | — | — | — |
| 62 | Health care and social assistance | 14 | 3 | 7 | 3 | 1 |
| 622 | Hospitals | 14 | 3 | 7 | 3 | 1 |
| 71 | Arts, entertainment & recreation | 7 | 6 | — | 1 | — |
| 713 | Amusement, gambling & recreation industries | 7 | 6 | — | 1 | — |
| 72 | Accommodation & food services | 13 | 8 | 2 | 3 | — |
| 721 | Accommodation | 13 | 8 | 2 | 3 | — |
| 95 | Auxiliaries (exc corporate, subsidiary & regional mgt) | 1 | 1 | — | — | — |

Table 5. The State—Employees, Payroll, and Establishments by County: 2000 and 1999

[Excludes most government employees, railroad employees, and self-employed persons. (D) denotes figures withheld to avoid disclosing data for individual companies; the data are included in broader industry totals. For explanation of terms, abbreviations, and data reliability/comparability, see introductory text]

| County | 2000 | | | | 1999 | | | |
|------------------------|--------------------------|---|-------------------|-------------------|--------------------------|---|-------------------|-------------------|
| | Number of establishments | Number of employees for week including March 12 | Payroll (\$1,000) | | Number of establishments | Number of employees for week including March 12 | Payroll (\$1,000) | |
| | | | First quarter | Annual | | | First quarter | Annual |
| Total | 59 788 | 956 781 | 5 553 048 | 22 843 586 | 59 834 | 948 883 | 5 168 537 | 22 172 251 |
| Adams | 1 005 | 11 622 | 60 450 | 257 168 | 1 033 | 11 547 | 61 363 | 248 595 |
| Alcorn | 864 | 13 872 | 78 767 | 321 613 | 862 | 13 667 | 76 561 | 319 958 |
| Amite | 166 | 1 611 | 9 130 | 36 400 | 177 | 1 600 | 8 138 | 34 693 |
| Attala | 401 | 6 012 | 29 234 | 120 995 | 406 | 6 065 | 27 402 | 124 415 |
| Benton | 63 | 812 | 4 496 | 18 537 | 69 | 1 049 | 4 923 | 21 051 |
| Bolivar | 771 | 10 381 | 53 517 | 216 540 | 781 | 9 865 | 50 864 | 208 145 |
| Calhoun | 314 | 3 282 | 15 366 | 63 222 | 323 | 3 425 | 14 036 | 64 166 |
| Carroll | 119 | 812 | 3 194 | 13 774 | 118 | 761 | 2 947 | 13 116 |
| Chickasaw | 413 | 7 406 | 39 126 | 161 012 | 427 | 6 988 | 32 890 | 149 527 |
| Choctaw | 135 | 1 407 | 9 569 | 34 456 | 145 | 1 468 | 7 252 | 31 335 |
| Claiborne | 152 | 2 398 | 22 447 | 80 562 | 155 | 2 553 | 23 735 | 90 233 |
| Clarke | 312 | 3 744 | 19 115 | 77 799 | 321 | 3 790 | 16 690 | 79 517 |
| Clay | 419 | 7 985 | 51 513 | 205 062 | 422 | 7 811 | 52 522 | 205 799 |
| Coahoma | 666 | 8 779 | 49 824 | 207 318 | 669 | 8 695 | 44 978 | 199 608 |
| Copiah | 458 | 6 007 | 27 404 | 117 748 | 459 | 5 850 | 27 249 | 115 036 |
| Covington | 303 | 4 132 | 18 646 | 78 653 | 312 | 4 032 | 18 654 | 77 817 |
| De Soto | 1 841 | 31 042 | 172 948 | 722 847 | 1 761 | 29 863 | 167 061 | 726 812 |
| Forrest | 2 133 | 33 670 | 182 412 | 771 356 | 2 134 | 33 173 | 172 934 | 754 822 |
| Franklin | 154 | 1 398 | 7 076 | 30 499 | 150 | 1 397 | 6 503 | 29 008 |
| George | 304 | 2 947 | 12 356 | 51 239 | 306 | 2 915 | 11 473 | 50 057 |
| Greene | 123 | 868 | 3 552 | 14 949 | 123 | 818 | 2 979 | 12 820 |
| Grenada | 621 | 10 682 | 61 265 | 245 196 | 627 | 10 510 | 56 439 | 232 614 |
| Hancock | 753 | 9 978 | 62 691 | 246 255 | 741 | 9 107 | 53 285 | 223 605 |
| Harrison | 4 459 | 79 885 | 475 850 | 1 936 423 | 4 394 | 79 823 | 436 451 | 1 862 918 |
| Hinds | 6 701 | 135 515 | 950 821 | 3 937 265 | 6 688 | 133 677 | 837 138 | 3 688 324 |
| Holmes | 268 | 2 652 | 12 375 | 45 418 | 284 | 3 661 | 15 105 | 59 909 |
| Humphreys | 181 | 2 776 | 12 146 | 49 017 | 178 | 3 005 | 12 469 | 48 800 |
| Issaquena | 15 | 98 | 248 | 1 118 | 16 | 64 | 192 | 1 064 |
| Itawamba | 322 | 4 432 | 24 600 | 100 933 | 337 | 5 164 | 26 495 | 106 656 |
| Jackson | 2 377 | 42 639 | 294 769 | 1 245 670 | 2 346 | 46 166 | 298 833 | 1 252 597 |
| Jasper | 259 | 3 780 | 19 922 | 78 081 | 273 | 3 738 | 18 956 | 76 489 |
| Jefferson | 78 | 678 | 3 189 | 13 297 | 80 | 795 | 3 497 | 15 053 |
| Jefferson Davis | 183 | 1 621 | 6 940 | 27 901 | 187 | 1 928 | 7 915 | 33 332 |
| Jones | 1 466 | 22 772 | 129 856 | 539 547 | 1 466 | 22 871 | 117 035 | 512 161 |
| Kemper | 115 | 975 | 4 034 | 16 777 | 113 | 946 | 3 828 | 16 369 |
| Lafayette | 893 | 11 314 | 56 729 | 232 314 | 887 | 11 557 | 52 578 | 225 996 |
| Lamar | 720 | 7 707 | 38 116 | 161 823 | 735 | 7 750 | 34 089 | 154 030 |
| Lauderdale | 2 100 | 31 183 | 179 804 | 751 497 | 2 110 | 32 883 | 186 392 | 774 878 |
| Lawrence | 221 | 2 352 | 17 089 | 65 990 | 223 | 2 628 | 16 725 | 68 807 |
| Leake | 341 | 6 027 | 24 512 | 99 368 | 345 | 6 175 | 23 041 | 99 221 |
| Lee | 2 247 | 49 396 | 316 184 | 1 280 550 | 2 308 | 46 924 | 284 367 | 1 240 376 |
| Leflore | 860 | 13 047 | 66 373 | 281 198 | 875 | 13 556 | 66 521 | 283 545 |
| Lincoln | 797 | 10 754 | 61 323 | 246 603 | 778 | 10 557 | 57 575 | 238 754 |
| Lowndes | 1 632 | 24 717 | 145 285 | 586 851 | 1 649 | 24 313 | 137 114 | 580 199 |
| Madison | 1 957 | 27 531 | 162 586 | 672 592 | 1 879 | 25 050 | 140 124 | 597 696 |
| Marion | 592 | 6 713 | 30 930 | 127 747 | 581 | 6 764 | 29 129 | 125 988 |
| Marshall | 435 | 7 172 | 31 658 | 129 760 | 442 | 7 101 | 28 175 | 125 990 |
| Monroe | 720 | 10 198 | 62 159 | 252 726 | 731 | 10 767 | 59 868 | 262 225 |
| Montgomery | 247 | 3 270 | 13 425 | 52 758 | 245 | 3 177 | 12 661 | 52 511 |
| Neshoba | 551 | 8 454 | 51 482 | 208 326 | 549 | 9 470 | 54 088 | 207 720 |
| Newton | 374 | 4 716 | 23 679 | 96 740 | 379 | 4 839 | 22 844 | 94 349 |
| Noxubee | 226 | 2 443 | 11 590 | 48 479 | 241 | 2 615 | 10 902 | 47 952 |
| Oktibbeha | 813 | 10 666 | 48 676 | 197 025 | 791 | 9 602 | 42 116 | 181 054 |
| Panola | 645 | 9 210 | 47 159 | 192 965 | 651 | 8 954 | 43 306 | 190 643 |
| Pearl River | 760 | 7 791 | 35 699 | 147 779 | 776 | 7 937 | 32 534 | 138 404 |
| Perry | 151 | 1 952 | 13 983 | 53 722 | 154 | 2 104 | 14 251 | 56 882 |
| Pike | 990 | 13 913 | 63 140 | 262 219 | 995 | 13 827 | 61 207 | 263 606 |
| Pontotoc | 473 | 9 649 | 54 219 | 220 467 | 469 | 9 420 | 47 393 | 203 801 |
| Prentiss | 534 | 7 944 | 38 561 | 163 125 | 528 | 7 278 | 33 457 | 153 011 |
| Quitman | 144 | 1 136 | 5 236 | 21 657 | 143 | 1 235 | 4 744 | 20 875 |
| Rankin | 2 510 | 39 826 | 241 766 | 991 885 | 2 541 | 40 400 | 231 036 | 1 011 954 |
| Scott | 506 | 9 483 | 43 530 | 174 233 | 525 | 9 750 | 43 210 | 175 108 |
| Sharkey | 126 | 797 | 3 339 | 14 393 | 130 | 823 | 3 404 | 14 270 |
| Simpson | 421 | 4 767 | 18 870 | 78 036 | 432 | 4 415 | 16 716 | 69 543 |
| Smith | 200 | 3 180 | 17 238 | 72 969 | 205 | 3 042 | 16 412 | 72 056 |
| Stone | 292 | 2 367 | 11 831 | 47 525 | 289 | 2 613 | 12 488 | 52 449 |
| Sunflower | 505 | 7 402 | 35 567 | 143 825 | 486 | 7 556 | 34 916 | 142 920 |
| Tallahatchie | 185 | 1 463 | 6 173 | 27 792 | 193 | 1 549 | 6 306 | 29 294 |
| Tate | 414 | 5 576 | 26 084 | 106 016 | 414 | 5 517 | 26 054 | 107 805 |
| Tippah | 397 | 7 124 | 38 100 | 157 232 | 394 | 6 771 | 33 780 | 140 711 |
| Tishomingo | 414 | 5 254 | 28 229 | 114 369 | 411 | 5 132 | 25 086 | 112 147 |
| Tunica | 199 | 18 567 | 92 481 | 382 799 | 188 | 18 356 | 95 705 | 396 035 |
| Union | 463 | 10 109 | 56 413 | 228 858 | 464 | 9 145 | 48 786 | 219 689 |
| Walthall | 228 | 2 646 | 11 684 | 46 066 | 220 | 2 575 | 10 695 | 46 041 |
| Warren | 1 189 | 21 870 | 130 851 | 537 361 | 1 194 | 20 850 | 111 158 | 499 933 |
| Washington | 1 508 | 21 013 | 112 794 | 464 886 | 1 499 | 20 694 | 107 119 | 461 939 |
| Wayne | 391 | 4 981 | 24 386 | 103 931 | 394 | 4 916 | 24 974 | 99 976 |
| Webster | 197 | 2 766 | 11 716 | 47 645 | 192 | 2 932 | 12 012 | 53 490 |
| Wilkinson | 170 | 1 683 | 7 814 | 32 058 | 171 | 1 673 | 7 606 | 31 713 |
| Winston | 397 | 5 399 | 30 188 | 120 251 | 399 | 5 303 | 28 845 | 121 694 |
| Yalobusha | 245 | 2 744 | 15 499 | 63 882 | 254 | 2 579 | 13 933 | 58 776 |
| Yazoo | 439 | 5 562 | 30 048 | 123 183 | 452 | 5 493 | 28 579 | 113 676 |
| Statewide | 55 | 4 277 | 30 002 | 125 663 | 40 | 1 509 | 15 724 | 66 098 |

Note: Employment-size classes are indicated as follows: A—0 to 19; B—20 to 99; C—100 to 249; E—250 to 499; F—500 to 999; G—1,000 to 2,499; H—2,500 to 4,999; I—5,000 to 9,999; J—10,000 to 24,999; K—25,000 to 49,999; L—50,000 to 99,999; M—100,000 or more.

Table 6. Counties—Employees, Payroll, and Establishments by Industry: 2000

[Excludes most government employees, railroad employees, and self-employed persons. Size class 1 to 4 includes establishments with payroll, but no employees, during mid-March pay period. (D) denotes figures withheld to avoid disclosing data for individual companies; the data are included in broader industry totals. Detailed industries with 100 or more employees are shown if industry was not a (D). For explanation of terms, abbreviations, and data reliability/comparability, see introductory text]

| NAICS code | Industry | Number of employees for week including March 12 | Payroll (\$1,000) | | Total number of establishments | Number of establishments by employment-size class | | | | | | | | |
|--------------|--|---|-------------------|----------------|--------------------------------|---|------------|------------|-----------|-----------|------------|------------|------------|---------------|
| | | | First quarter | Annual | | 1 to 4 | 5 to 9 | 10 to 19 | 20 to 49 | 50 to 99 | 100 to 249 | 250 to 499 | 500 to 999 | 1,000 or more |
| ADAMS | | | | | | | | | | | | | | |
| | Total | 11 622 | 60 450 | 257 168 | 1 005 | 559 | 199 | 143 | 68 | 21 | 9 | 5 | 1 | - |
| 11 | Forestry, fishing, hunting, and agriculture support | 115 | 419 | 1 639 | 15 | 6 | 5 | 3 | 1 | - | - | - | - | - |
| 21 | Mining | 248 | 3 540 | 11 289 | 34 | 24 | 3 | 5 | 1 | 1 | - | - | - | - |
| 211 | Oil & gas extraction | 132 | 3 007 | 8 810 | 18 | 15 | 2 | - | - | 1 | - | - | - | - |
| 2111 | Oil & gas extraction | 132 | 3 007 | 8 810 | 18 | 15 | 2 | - | - | 1 | - | - | - | - |
| 21111 | Oil & gas extraction | 132 | 3 007 | 8 810 | 18 | 15 | 2 | - | - | 1 | - | - | - | - |
| 211111 | Crude petroleum & natural gas extraction .. | 132 | 3 007 | 8 810 | 18 | 15 | 2 | - | - | 1 | - | - | - | - |
| 213 | Mining support activities | (C) | (D) | (D) | 15 | 9 | 1 | 4 | 1 | - | - | - | - | - |
| 2131 | Mining support activities | (C) | (D) | (D) | 15 | 9 | 1 | 4 | 1 | - | - | - | - | - |
| 21311 | Mining support activities | (C) | (D) | (D) | 15 | 9 | 1 | 4 | 1 | - | - | - | - | - |
| 22 | Utilities | 50 | 516 | 1 956 | 5 | 2 | - | 3 | - | - | - | - | - | - |
| 23 | Construction | 522 | 2 668 | 11 881 | 75 | 40 | 19 | 11 | 3 | 2 | - | - | - | - |
| 233 | Building, developing & general contracting | 155 | 765 | 3 302 | 24 | 13 | 7 | 3 | - | 1 | - | - | - | - |
| 234 | Heavy construction | 109 | 643 | 3 021 | 8 | 5 | 1 | - | 1 | 1 | - | - | - | - |
| 2349 | Other heavy construction | (C) | (D) | (D) | 6 | 3 | 1 | - | 1 | 1 | - | - | - | - |
| 23499 | All other heavy construction | (C) | (D) | (D) | 5 | 2 | 1 | - | 1 | 1 | - | - | - | - |
| 235 | Special trade contractors | 258 | 1 260 | 5 558 | 43 | 22 | 11 | 8 | 2 | - | - | - | - | - |
| 31-33 | Manufacturing | 1 897 | 14 104 | 65 231 | 35 | 14 | 7 | 3 | 3 | 3 | 3 | 1 | 1 | - |
| 321 | Wood product mfg | (E) | (D) | (D) | 7 | 2 | - | - | 1 | 3 | 1 | - | - | - |
| 3211 | Sawmills & wood preservation | (E) | (D) | (D) | 5 | - | - | - | 1 | 3 | 1 | - | - | - |
| 32111 | Sawmills & wood preservation | (E) | (D) | (D) | 5 | - | - | - | 1 | 3 | 1 | - | - | - |
| 322 | Paper mfg | (F) | (D) | (D) | 2 | - | - | - | - | - | 1 | - | 1 | - |
| 3221 | Pulp, paper & paperboard mills | (F) | (D) | (D) | 2 | - | - | - | - | 1 | - | 1 | - | - |
| 32211 | Pulp mills | (F) | (D) | (D) | 2 | - | - | - | - | 1 | - | 1 | - | - |
| 326 | Plastics & rubber products mfg | (E) | (D) | (D) | 1 | - | - | - | - | - | - | 1 | - | - |
| 3262 | Rubber product mfg | (E) | (D) | (D) | 1 | - | - | - | - | - | - | 1 | - | - |
| 32621 | Tire mfg | (E) | (D) | (D) | 1 | - | - | - | - | - | - | 1 | - | - |
| 327 | Nonmetallic mineral product mfg | (C) | (D) | (D) | 4 | 2 | - | 1 | - | - | 1 | - | - | - |
| 3279 | Other nonmetallic mineral product mfg | (C) | (D) | (D) | 2 | 1 | - | - | - | - | 1 | - | - | - |
| 32799 | All other nonmetallic mineral product mfg | (C) | (D) | (D) | 2 | 1 | - | - | - | - | 1 | - | - | - |
| 42 | Wholesale trade | 317 | 2 101 | 8 410 | 48 | 25 | 11 | 8 | 4 | - | - | - | - | - |
| 421 | Wholesale trade, durable goods | 143 | 872 | 3 795 | 30 | 18 | 6 | 5 | 1 | - | - | - | - | - |
| 422 | Wholesale trade, nondurable goods | 174 | 1 229 | 4 615 | 18 | 7 | 5 | 3 | 3 | - | - | - | - | - |
| 44-45 | Retail trade | 2 379 | 9 399 | 39 038 | 218 | 98 | 60 | 44 | 10 | 3 | 2 | 1 | - | - |
| 441 | Motor vehicle & parts dealers | 282 | 1 914 | 7 412 | 23 | 4 | 7 | 9 | 3 | - | - | - | - | - |
| 4411 | Automobile dealers | 174 | 1 416 | 5 194 | 10 | 1 | 2 | 4 | 3 | - | - | - | - | - |
| 44111 | New car dealers | 159 | 1 343 | 4 913 | 7 | - | - | 4 | 3 | - | - | - | - | - |
| 441110 | New car dealers | 159 | 1 343 | 4 913 | 7 | - | - | 4 | 3 | - | - | - | - | - |
| 442 | Furniture & home furnishing stores | 111 | 523 | 2 211 | 13 | 3 | 4 | 6 | - | - | - | - | - | - |
| 444 | Bldg material & garden equip & supp dealers | 176 | 793 | 3 418 | 16 | 6 | 3 | 4 | 3 | - | - | - | - | - |
| 4441 | Building material & supplies dealers | 167 | 747 | 3 189 | 11 | 1 | 3 | 4 | 3 | - | - | - | - | - |
| 445 | Food & beverage stores | 256 | 1 020 | 4 111 | 25 | 17 | 3 | 1 | 2 | 2 | - | - | - | - |
| 4451 | Grocery stores | 226 | 869 | 3 370 | 15 | 10 | 1 | - | 2 | 2 | - | - | - | - |
| 44511 | Grocery (except convenience) stores | 211 | 843 | 3 270 | 9 | 5 | - | - | 2 | 2 | - | - | - | - |
| 445110 | Grocery (except convenience) stores | 211 | 843 | 3 270 | 9 | 5 | - | - | 2 | 2 | - | - | - | - |
| 446 | Health & personal care stores | 127 | 468 | 2 007 | 20 | 10 | 6 | 4 | - | - | - | - | - | - |
| 4461 | Health & personal care stores | 127 | 468 | 2 007 | 20 | 10 | 6 | 4 | - | - | - | - | - | - |
| 447 | Gasoline stations | 218 | 585 | 2 551 | 26 | 6 | 13 | 6 | 1 | - | - | - | - | - |
| 4471 | Gasoline stations | 218 | 585 | 2 551 | 26 | 6 | 13 | 6 | 1 | - | - | - | - | - |
| 44711 | Gasoline stations with convenience stores .. | 168 | 381 | 1 638 | 20 | 5 | 10 | 4 | 1 | - | - | - | - | - |
| 447110 | Gasoline stations with convenience stores .. | 168 | 381 | 1 638 | 20 | 5 | 10 | 4 | 1 | - | - | - | - | - |
| 448 | Clothing & clothing accessories stores | 194 | 564 | 2 269 | 25 | 13 | 6 | 5 | - | 1 | - | - | - | - |
| 4481 | Clothing stores | 128 | 322 | 1 258 | 13 | 7 | 2 | 3 | - | 1 | - | - | - | - |
| 452 | General merchandise stores | 782 | 2 630 | 11 235 | 14 | 4 | 3 | 3 | 1 | - | 2 | 1 | - | - |
| 4521 | Department stores | (C) | (D) | (D) | 2 | - | - | - | - | - | 2 | - | - | - |
| 45211 | Department stores | (C) | (D) | (D) | 2 | - | - | - | - | - | 2 | - | - | - |
| 4529 | Other general merchandise stores | (F) | (D) | (D) | 12 | 4 | 3 | 3 | 1 | - | - | 1 | - | - |
| 45291 | Warehouse clubs & superstores | (E) | (D) | (D) | 1 | - | - | - | - | - | - | 1 | - | - |
| 45299 | All other general merchandise stores | (C) | (D) | (D) | 11 | 4 | 3 | 3 | 1 | - | - | - | - | - |
| 453 | Miscellaneous store retailers | 108 | 358 | 1 453 | 29 | 20 | 6 | 3 | - | - | - | - | - | - |
| 48-49 | Transportation & warehousing | 300 | 1 808 | 8 043 | 35 | 20 | 6 | 6 | 2 | - | 1 | - | - | - |
| 484 | Truck transportation | 263 | 1 606 | 7 237 | 29 | 16 | 6 | 5 | 1 | - | 1 | - | - | - |
| 4841 | General freight trucking | (C) | (D) | (D) | 16 | 8 | 3 | 3 | 1 | - | 1 | - | - | - |
| 48412 | General freight trucking, long-distance | 206 | 1 374 | 5 856 | 15 | 8 | 2 | 3 | 1 | - | 1 | - | - | - |
| 484121 | General freight trucking, long-distance, TL .. | 206 | 1 374 | 5 856 | 15 | 8 | 2 | 3 | 1 | - | 1 | - | - | - |
| 51 | Information | 193 | 1 426 | 6 050 | 13 | 4 | 4 | 1 | 3 | 1 | - | - | - | - |
| 513 | Broadcasting & telecommunications | (C) | (D) | (D) | 10 | 3 | 4 | - | 3 | - | - | - | - | - |

See footnotes at end of table.

Table 6. Counties—Employees, Payroll, and Establishments by Industry: 2000—Con.

[Excludes most government employees, railroad employees, and self-employed persons. Size class 1 to 4 includes establishments with payroll, but no employees, during mid-March pay period. (D) denotes figures withheld to avoid disclosing data for individual companies; the data are included in broader industry totals. Detailed industries with 100 or more employees are shown if industry was not a (D). For explanation of terms, abbreviations, and data reliability/comparability, see introductory text]

| NAICS code | Industry | Number of employees for week including March 12 | Payroll (\$1,000) | | Total number of establishments | Number of establishments by employment-size class | | | | | | | | |
|-------------------|---|---|-------------------|---------------|--------------------------------|---|-----------|-----------|-----------|----------|------------|------------|------------|---------------|
| | | | First quarter | Annual | | 1 to 4 | 5 to 9 | 10 to 19 | 20 to 49 | 50 to 99 | 100 to 249 | 250 to 499 | 500 to 999 | 1,000 or more |
| ADAMS—Con. | | | | | | | | | | | | | | |
| 52 | Finance & insurance | 431 | 2 703 | 11 524 | 63 | 42 | 13 | 3 | 4 | 1 | — | — | — | — |
| 522 | Credit intermediation & related activities | 290 | 1 737 | 7 500 | 35 | 20 | 10 | 2 | 2 | 1 | — | — | — | — |
| 5221 | Depository credit intermediation | 241 | 1 478 | 6 411 | 17 | 4 | 8 | 2 | 2 | 1 | — | — | — | — |
| 52211 | Commercial banking | 223 | 1 412 | 6 112 | 12 | — | 7 | 2 | 2 | 1 | — | — | — | — |
| 522110 | Commercial banking | 223 | 1 412 | 6 112 | 12 | — | 7 | 2 | 2 | 1 | — | — | — | — |
| 524 | Insurance carriers & related activities | 121 | 785 | 3 238 | 19 | 14 | 2 | 1 | 2 | — | — | — | — | — |
| 53 | Real estate & rental & leasing | 152 | 529 | 2 245 | 43 | 34 | 7 | 1 | 1 | — | — | — | — | — |
| 54 | Professional, scientific & technical services | 231 | 1 218 | 5 733 | 69 | 57 | 7 | 4 | 1 | — | — | — | — | — |
| 541 | Professional, scientific & technical services | 231 | 1 218 | 5 733 | 69 | 57 | 7 | 4 | 1 | — | — | — | — | — |
| 55 | Management of companies & enterprises | (A) | (D) | (D) | 1 | — | — | 1 | — | — | — | — | — | — |
| 56 | Admin, support, waste mgt, remediation services | 393 | 1 373 | 6 034 | 43 | 23 | 6 | 8 | 5 | 1 | — | — | — | — |
| 561 | Administrative & support services | (E) | (D) | (D) | 37 | 20 | 5 | 7 | 4 | 1 | — | — | — | — |
| 5616 | Investigation & security services | 108 | 173 | 675 | 4 | 1 | — | — | 3 | — | — | — | — | — |
| 56161 | Investigation, guard & armored car services .. | (C) | (D) | (D) | 3 | — | — | — | 3 | — | — | — | — | — |
| 5617 | Services to buildings & dwellings | 100 | 316 | 1 304 | 18 | 10 | 4 | 4 | — | — | — | — | — | — |
| 61 | Educational services | (C) | (D) | (D) | 4 | 2 | — | — | — | 1 | 1 | — | — | — |
| 611 | Educational services | (C) | (D) | (D) | 4 | 2 | — | — | — | 1 | 1 | — | — | — |
| 6111 | Elementary & secondary schools | (C) | (D) | (D) | 2 | — | — | — | — | 1 | 1 | — | — | — |
| 61111 | Elementary & secondary schools | (C) | (D) | (D) | 2 | — | — | — | — | 1 | 1 | — | — | — |
| 62 | Health care and social assistance | 1 746 | 10 304 | 42 424 | 89 | 48 | 16 | 14 | 5 | 2 | 2 | 2 | — | — |
| 621 | Ambulatory health care services | 412 | 2 868 | 12 909 | 67 | 42 | 14 | 7 | 4 | — | — | — | — | — |
| 6211 | Offices of physicians | 223 | 1 885 | 8 846 | 40 | 24 | 9 | 7 | — | — | — | — | — | — |
| 62111 | Offices of physicians | 223 | 1 885 | 8 846 | 40 | 24 | 9 | 7 | — | — | — | — | — | — |
| 622 | Hospitals | (F) | (D) | (D) | 2 | — | — | — | — | — | — | 2 | — | — |
| 6221 | General medical & surgical hospitals | (F) | (D) | (D) | 2 | — | — | — | — | — | — | 2 | — | — |
| 62211 | General medical & surgical hospitals | (F) | (D) | (D) | 2 | — | — | — | — | — | — | 2 | — | — |
| 623 | Nursing & residential care facilities | (E) | (D) | (D) | 6 | 1 | — | 1 | 1 | 2 | 1 | — | — | — |
| 6231 | Nursing care facilities | (E) | (D) | (D) | 3 | — | — | — | — | 2 | 1 | — | — | — |
| 62311 | Nursing care facilities | (E) | (D) | (D) | 3 | — | — | — | — | 2 | 1 | — | — | — |
| 624 | Social assistance | 358 | 1 401 | 4 926 | 14 | 5 | 2 | 6 | — | — | 1 | — | — | — |
| 6244 | Child day care services | 321 | 1 298 | 4 469 | 9 | 3 | 1 | 4 | — | — | 1 | — | — | — |
| 62441 | Child day care services | 321 | 1 298 | 4 469 | 9 | 3 | 1 | 4 | — | — | 1 | — | — | — |
| 624410 | Child day care services | 321 | 1 298 | 4 469 | 9 | 3 | 1 | 4 | — | — | 1 | — | — | — |
| 71 | Arts, entertainment & recreation | 608 | 2 728 | 11 934 | 15 | 6 | 3 | 2 | 2 | 1 | — | 1 | — | — |
| 713 | Amusement, gambling & recreation industries | (F) | (D) | (D) | 10 | 3 | 3 | 2 | 1 | — | — | 1 | — | — |
| 7132 | Gambling industries | (E) | (D) | (D) | 1 | — | — | — | — | — | — | 1 | — | — |
| 71321 | Casinos (except hotel casinos) | (E) | (D) | (D) | 1 | — | — | — | — | — | — | 1 | — | — |
| 72 | Accommodation & food services | 1 240 | 2 914 | 11 933 | 91 | 38 | 16 | 14 | 19 | 4 | — | — | — | — |
| 721 | Accommodation | 337 | 919 | 3 713 | 24 | 11 | 4 | 4 | 3 | 2 | — | — | — | — |
| 7211 | Traveler accommodation | (E) | (D) | (D) | 23 | 10 | 4 | 4 | 3 | 2 | — | — | — | — |
| 72111 | Hotels (exc casino hotels) & motels | 293 | 824 | 3 286 | 14 | 5 | 1 | 3 | 3 | 2 | — | — | — | — |
| 721110 | Hotels (exc casino hotels) & motels | 293 | 824 | 3 286 | 14 | 5 | 1 | 3 | 3 | 2 | — | — | — | — |
| 722 | Food services & drinking places | 903 | 1 995 | 8 220 | 67 | 27 | 12 | 10 | 16 | 2 | — | — | — | — |
| 7221 | Full-service restaurants | 265 | 596 | 2 418 | 18 | 8 | 1 | 5 | 3 | 1 | — | — | — | — |
| 72211 | Full-service restaurants | 265 | 596 | 2 418 | 18 | 8 | 1 | 5 | 3 | 1 | — | — | — | — |
| 722110 | Full-service restaurants | 265 | 596 | 2 418 | 18 | 8 | 1 | 5 | 3 | 1 | — | — | — | — |
| 7222 | Limited-service eating places | 610 | 1 330 | 5 485 | 37 | 9 | 9 | 5 | 13 | 1 | — | — | — | — |
| 72221 | Limited-service eating places | 610 | 1 330 | 5 485 | 37 | 9 | 9 | 5 | 13 | 1 | — | — | — | — |
| 81 | Other services (except public administration) | 548 | 1 811 | 8 038 | 100 | 68 | 16 | 11 | 4 | 1 | — | — | — | — |
| 811 | Repair & maintenance | 125 | 592 | 2 938 | 34 | 25 | 6 | 3 | — | — | — | — | — | — |
| 813 | Religious, grantmaking, civic, prof & like organizations | 335 | 872 | 3 706 | 55 | 38 | 6 | 8 | 2 | 1 | — | — | — | — |
| 8131 | Religious organizations | 261 | 690 | 2 460 | 35 | 23 | 4 | 5 | 2 | 1 | — | — | — | — |
| 81311 | Religious organizations | 261 | 690 | 2 460 | 35 | 23 | 4 | 5 | 2 | 1 | — | — | — | — |
| 813110 | Religious organizations | 261 | 690 | 2 460 | 35 | 23 | 4 | 5 | 2 | 1 | — | — | — | — |
| 95 | Auxiliaries (exc corporate, subsidiary & regional mgt) | (B) | (D) | (D) | 2 | 1 | — | 1 | — | — | — | — | — | — |
| 99 | Unclassified establishments | 3 | 7 | 77 | 7 | 7 | — | — | — | — | — | — | — | — |

See footnotes at end of table.

Table 6. Counties—Employees, Payroll, and Establishments by Industry: 2000—Con.

[Excludes most government employees, railroad employees, and self-employed persons. Size class 1 to 4 includes establishments with payroll, but no employees, during mid-March pay period. (D) denotes figures withheld to avoid disclosing data for individual companies; the data are included in broader industry totals. Detailed industries with 100 or more employees are shown if industry was not a (D). For explanation of terms, abbreviations, and data reliability/comparability, see introductory text]

| NAICS code | Industry | Number of employees for week including March 12 | Payroll (\$1,000) | | Total number of establishments | Number of establishments by employment-size class | | | | | | | | |
|---------------|--|---|-------------------|----------------|--------------------------------|---|------------|------------|-----------|-----------|------------|------------|------------|---------------|
| | | | First quarter | Annual | | 1 to 4 | 5 to 9 | 10 to 19 | 20 to 49 | 50 to 99 | 100 to 249 | 250 to 499 | 500 to 999 | 1,000 or more |
| ALCORN | | | | | | | | | | | | | | |
| | Total | 13 872 | 78 767 | 321 613 | 864 | 468 | 185 | 109 | 64 | 21 | 7 | 4 | 6 | - |
| 11 | Forestry, fishing, hunting, and agriculture support | 95 | 400 | 1 250 | 11 | 4 | 4 | 1 | 2 | - | - | - | - | - |
| 22 | Utilities | 81 | 754 | 3 200 | 5 | 1 | 3 | - | - | 1 | - | - | - | - |
| 23 | Construction | 657 | 3 757 | 11 937 | 60 | 35 | 8 | 10 | 2 | 4 | 1 | - | - | - |
| 233 | Building, developing & general contracting | 142 | 842 | 3 446 | 12 | 8 | - | 2 | 1 | 1 | - | - | - | - |
| 2333 | Nonresidential building construction | (C) | (D) | (D) | 5 | 1 | - | 2 | 1 | 1 | - | - | - | - |
| 23332 | Commercial & institutional bldg construction .. | 115 | 695 | 2 720 | 4 | 1 | - | 1 | 1 | 1 | - | - | - | - |
| 233320 | Commercial & institutional bldg construction .. | 115 | 695 | 2 720 | 4 | 1 | - | 1 | 1 | 1 | - | - | - | - |
| 235 | Special trade contractors | 489 | 2 753 | 7 841 | 42 | 22 | 8 | 7 | 1 | 3 | 1 | - | - | - |
| 2353 | Electrical contractors | 128 | 592 | 1 914 | 11 | 5 | 2 | 2 | 1 | 1 | - | - | - | - |
| 23531 | Electrical contractors | 128 | 592 | 1 914 | 11 | 5 | 2 | 2 | 1 | 1 | - | - | - | - |
| 235310 | Electrical contractors | 128 | 592 | 1 914 | 11 | 5 | 2 | 2 | 1 | 1 | - | - | - | - |
| 2354 | Masonry, drywall, insulation, tile contractors | (C) | (D) | (D) | 5 | 2 | 1 | 1 | - | - | 1 | - | - | - |
| 23541 | Masonry & stone contractors | 141 | 774 | 1 999 | 4 | 1 | 1 | 1 | - | - | 1 | - | - | - |
| 235410 | Masonry & stone contractors | 141 | 774 | 1 999 | 4 | 1 | 1 | 1 | - | - | 1 | - | - | - |
| 31-33 | Manufacturing | 4 489 | 35 674 | 147 692 | 51 | 16 | 8 | 8 | 12 | - | 1 | 2 | 4 | - |
| 313 | Textile mills | (E) | (D) | (D) | 1 | - | - | - | - | - | - | 1 | - | - |
| 3132 | Fabric mills | (E) | (D) | (D) | 1 | - | - | - | - | - | - | 1 | - | - |
| 31323 | Nonwoven fabric mills | (E) | (D) | (D) | 1 | - | - | - | - | - | - | 1 | - | - |
| 321 | Wood product mfg | 119 | 633 | 2 184 | 5 | - | 1 | 2 | 2 | - | - | - | - | - |
| 323 | Printing & related support activities | (F) | (D) | (D) | 4 | 1 | 1 | - | 1 | - | - | - | 1 | - |
| 3231 | Printing & related support activities | (F) | (D) | (D) | 4 | 1 | 1 | - | 1 | - | - | - | 1 | - |
| 32311 | Printing | (F) | (D) | (D) | 4 | 1 | 1 | - | 1 | - | - | - | 1 | - |
| 326 | Plastics & rubber products mfg | (E) | (D) | (D) | 1 | - | - | - | - | - | - | 1 | - | - |
| 3261 | Plastics product mfg | (E) | (D) | (D) | 1 | - | - | - | - | - | - | 1 | - | - |
| 32611 | Unsupported plastics film, sheet, & bag mfg .. | (E) | (D) | (D) | 1 | - | - | - | - | - | - | 1 | - | - |
| 332 | Fabricated metal product mfg | 276 | 1 497 | 5 215 | 13 | 5 | 3 | 3 | 1 | - | 1 | - | - | - |
| 3327 | Mach shops, turn prod, screw, nut, bolt mfg | (C) | (D) | (D) | 9 | 3 | 2 | 2 | 1 | - | 1 | - | - | - |
| 33272 | Turned product & screw, nut & bolt mfg | 208 | 1 049 | 3 507 | 3 | - | - | 1 | 1 | - | 1 | - | - | - |
| 332721 | Precision turned product mfg | 208 | 1 049 | 3 507 | 3 | - | - | 1 | 1 | - | 1 | - | - | - |
| 333 | Machinery mfg | (F) | (D) | (D) | 4 | 1 | 1 | - | 1 | - | - | - | 1 | - |
| 3336 | Engine, turbine & power transmsn equip mfg ... | (F) | (D) | (D) | 1 | - | - | - | - | - | - | - | 1 | - |
| 33361 | Engine, turbine & power transmsn equip mfg . | (F) | (D) | (D) | 1 | - | - | - | - | - | - | - | 1 | - |
| 334 | Computer & electronic product mfg | (F) | (D) | (D) | 4 | 1 | - | 1 | 1 | - | - | - | 1 | - |
| 3344 | Semiconductor & oth electronic component mfg | (F) | (D) | (D) | 2 | - | - | - | 1 | - | - | - | 1 | - |
| 33441 | Semiconductor & oth electronic component mfg | (F) | (D) | (D) | 2 | - | - | - | 1 | - | - | - | 1 | - |
| 337 | Furniture & related product mfg | (F) | (D) | (D) | 5 | 1 | - | 1 | 2 | - | - | - | 1 | - |
| 3371 | HH & institutional furniture & kitchen cabinet mfg | (F) | (D) | (D) | 5 | 1 | - | 1 | 2 | - | - | - | 1 | - |
| 33712 | Household & institutional furniture mfg | (F) | (D) | (D) | 3 | - | - | 1 | 1 | - | - | - | 1 | - |
| 42 | Wholesale trade | 728 | 4 652 | 17 988 | 42 | 13 | 10 | 11 | 4 | 4 | - | - | - | - |
| 421 | Wholesale trade, durable goods | 240 | 1 901 | 7 865 | 24 | 10 | 5 | 7 | 2 | - | - | - | - | - |
| 4216 | Electrical goods whsle | 104 | 905 | 3 627 | 4 | - | - | 2 | 2 | - | - | - | - | - |
| 422 | Wholesale trade, nondurable goods | 488 | 2 751 | 10 123 | 18 | 3 | 5 | 4 | 2 | 4 | - | - | - | - |
| 4224 | Grocery & related product whsle | 289 | 1 708 | 6 848 | 5 | - | 1 | - | 1 | 3 | - | - | - | - |
| 42249 | Other grocery & related products whsle | 289 | 1 708 | 6 848 | 5 | - | 1 | - | 1 | 3 | - | - | - | - |
| 422490 | Other grocery & related products whsle | 289 | 1 708 | 6 848 | 5 | - | 1 | - | 1 | 3 | - | - | - | - |
| 4229 | Miscellaneous nondurable goods whsle | 128 | 595 | 1 622 | 4 | - | 1 | 1 | 1 | 1 | - | - | - | - |
| 44-45 | Retail trade | 2 232 | 9 198 | 37 529 | 194 | 102 | 49 | 20 | 15 | 6 | 1 | 1 | - | - |
| 441 | Motor vehicle & parts dealers | 229 | 1 582 | 6 500 | 40 | 24 | 10 | 4 | 2 | - | - | - | - | - |
| 444 | Bldg material & garden equip & supp dealers | 218 | 988 | 4 271 | 15 | 10 | 1 | 2 | 1 | - | 1 | - | - | - |
| 4441 | Building material & supplies dealers | (C) | (D) | (D) | 14 | 10 | 1 | 2 | - | - | 1 | - | - | - |
| 44411 | Home centers | (C) | (D) | (D) | 3 | 2 | - | - | - | - | 1 | - | - | - |
| 445 | Food & beverage stores | 299 | 934 | 3 919 | 17 | 10 | 2 | 1 | 1 | 3 | - | - | - | - |
| 4451 | Grocery stores | (E) | (D) | (D) | 15 | 9 | 1 | 1 | 1 | 3 | - | - | - | - |
| 44511 | Grocery (except convenience) stores | 289 | 890 | 3 684 | 13 | 7 | 1 | 1 | 1 | 3 | - | - | - | - |
| 445110 | Grocery (except convenience) stores | 289 | 890 | 3 684 | 13 | 7 | 1 | 1 | 1 | 3 | - | - | - | - |
| 446 | Health & personal care stores | 137 | 540 | 2 306 | 12 | 6 | 1 | 3 | 1 | 1 | - | - | - | - |
| 4461 | Health & personal care stores | 137 | 540 | 2 306 | 12 | 6 | 1 | 3 | 1 | 1 | - | - | - | - |
| 44611 | Pharmacies & drug stores | 112 | 449 | 1 846 | 6 | 2 | - | 2 | 1 | 1 | - | - | - | - |
| 446110 | Pharmacies & drug stores | 112 | 449 | 1 846 | 6 | 2 | - | 2 | 1 | 1 | - | - | - | - |
| 447 | Gasoline stations | 156 | 473 | 1 944 | 24 | 11 | 10 | 1 | 2 | - | - | - | - | - |
| 4471 | Gasoline stations | 156 | 473 | 1 944 | 24 | 11 | 10 | 1 | 2 | - | - | - | - | - |
| 44711 | Gasoline stations with convenience stores ... | 131 | 394 | 1 609 | 19 | 9 | 7 | 1 | 2 | - | - | - | - | - |
| 447110 | Gasoline stations with convenience stores . | 131 | 394 | 1 609 | 19 | 9 | 7 | 1 | 2 | - | - | - | - | - |
| 448 | Clothing & clothing accessories stores | 203 | 591 | 2 422 | 24 | 13 | 5 | 2 | 4 | - | - | - | - | - |
| 4481 | Clothing stores | 134 | 369 | 1 603 | 12 | 7 | 1 | 1 | 3 | - | - | - | - | - |
| 44814 | Family clothing stores | 100 | 280 | 1 229 | 5 | 2 | - | - | 3 | - | - | - | - | - |
| 448140 | Family clothing stores | 100 | 280 | 1 229 | 5 | 2 | - | - | 3 | - | - | - | - | - |

See footnotes at end of table.

Table 6. Counties—Employees, Payroll, and Establishments by Industry: 2000—Con.

[Excludes most government employees, railroad employees, and self-employed persons. Size class 1 to 4 includes establishments with payroll, but no employees, during mid-March pay period. (D) denotes figures withheld to avoid disclosing data for individual companies; the data are included in broader industry totals. Detailed industries with 100 or more employees are shown if industry was not a (D). For explanation of terms, abbreviations, and data reliability/comparability, see introductory text]

| NAICS code | Industry | Number of employees for week including March 12 | Payroll (\$1,000) | | Total number of establishments | Number of establishments by employment-size class | | | | | | | | | | |
|--------------|---|---|-------------------|---------------|--------------------------------|---|-----------|-----------|-----------|----------|------------|------------|------------|---------------|---|---|
| | | | First quarter | Annual | | 1 to 4 | 5 to 9 | 10 to 19 | 20 to 49 | 50 to 99 | 100 to 249 | 250 to 499 | 500 to 999 | 1,000 or more | | |
| 44-45 | ALCORN—Con. | | | | | | | | | | | | | | | |
| | Retail trade—Con. | | | | | | | | | | | | | | | |
| 452 | General merchandise stores | 589 | 2 301 | 9 345 | 12 | 2 | 6 | 2 | — | 1 | — | 1 | — | — | — | — |
| 4529 | Other general merchandise stores | (F) | (D) | (D) | 11 | 2 | 6 | 2 | — | — | — | 1 | — | — | — | — |
| 45291 | Warehouse clubs & superstores | (E) | (D) | (D) | 1 | — | — | — | — | — | — | 1 | — | — | — | — |
| 453 | Miscellaneous store retailers | 112 | 539 | 2 046 | 15 | 8 | 6 | — | 1 | — | — | — | — | — | — | — |
| 454 | Nonstore retailers | 123 | 667 | 2 601 | 6 | 2 | — | 3 | — | 1 | — | — | — | — | — | — |
| 48-49 | Transportation & warehousing | 226 | 1 425 | 6 486 | 42 | 24 | 9 | 7 | 2 | — | — | — | — | — | — | — |
| 484 | Truck transportation | 159 | 842 | 3 575 | 34 | 22 | 6 | 5 | 1 | — | — | — | — | — | — | — |
| 4841 | General freight trucking | 114 | 637 | 2 577 | 16 | 6 | 5 | 4 | 1 | — | — | — | — | — | — | — |
| 51 | Information | 105 | 694 | 2 774 | 11 | 6 | 2 | 1 | 2 | — | — | — | — | — | — | — |
| 52 | Finance & insurance | 333 | 2 376 | 9 450 | 59 | 39 | 11 | 5 | 4 | — | — | — | — | — | — | — |
| 522 | Credit intermediation & related activities | 272 | 1 905 | 7 487 | 44 | 27 | 9 | 5 | 3 | — | — | — | — | — | — | — |
| 5221 | Depository credit intermediation | (C) | (D) | (D) | 13 | 3 | 4 | 3 | 3 | — | — | — | — | — | — | — |
| 52211 | Commercial banking | 138 | 1 092 | 4 128 | 10 | 2 | 3 | 2 | 3 | — | — | — | — | — | — | — |
| 522110 | Commercial banking | 138 | 1 092 | 4 128 | 10 | 2 | 3 | 2 | 3 | — | — | — | — | — | — | — |
| 53 | Real estate & rental & leasing | 188 | 728 | 2 950 | 29 | 17 | 5 | 5 | 2 | — | — | — | — | — | — | — |
| 531 | Real estate | 106 | 350 | 1 497 | 17 | 12 | 1 | 2 | 2 | — | — | — | — | — | — | — |
| 54 | Professional, scientific & technical services | 190 | 975 | 3 856 | 48 | 35 | 8 | 4 | 1 | — | — | — | — | — | — | — |
| 541 | Professional, scientific & technical services | 190 | 975 | 3 856 | 48 | 35 | 8 | 4 | 1 | — | — | — | — | — | — | — |
| 55 | Management of companies & enterprises | (A) | (D) | (D) | 3 | 1 | 2 | — | — | — | — | — | — | — | — | — |
| 56 | Admin. support, waste mgt, remediation services | 1 345 | 5 007 | 19 709 | 29 | 18 | 1 | 5 | 2 | — | 1 | 1 | 1 | 1 | — | — |
| 561 | Administrative & support services | (G) | (D) | (D) | 24 | 15 | 1 | 4 | 1 | — | 1 | 1 | 1 | 1 | — | — |
| 5613 | Employment services | (G) | (D) | (D) | 3 | — | — | — | — | — | 1 | 1 | 1 | — | — | — |
| 56131 | Employment placement agencies | (C) | (D) | (D) | 1 | — | — | — | — | — | 1 | — | — | — | — | — |
| 56132 | Temporary help services | (E) | (D) | (D) | 1 | — | — | — | — | — | — | 1 | — | — | — | — |
| 56133 | Employee leasing services | (F) | (D) | (D) | 1 | — | — | — | — | — | (D) | — | 1 | — | — | — |
| 61 | Educational services | (B) | (D) | (D) | 4 | 1 | — | 2 | — | 1 | — | — | — | — | — | — |
| 62 | Health care and social assistance | 1 725 | 9 302 | 40 749 | 90 | 42 | 33 | 7 | 3 | 2 | 2 | — | 1 | — | — | — |
| 621 | Ambulatory health care services | 310 | 2 274 | 10 391 | 62 | 31 | 26 | 5 | — | — | — | — | — | — | — | — |
| 6211 | Offices of physicians | 173 | 1 626 | 7 677 | 34 | 17 | 14 | 3 | — | — | — | — | — | — | — | — |
| 62111 | Offices of physicians | 173 | 1 626 | 7 677 | 34 | 17 | 14 | 3 | — | — | — | — | — | — | — | — |
| 622 | Hospitals | (F) | (D) | (D) | 2 | 1 | — | — | — | — | — | — | — | 1 | — | — |
| 6221 | General medical & surgical hospitals | (F) | (D) | (D) | 1 | — | — | — | — | — | — | — | — | 1 | — | — |
| 62211 | General medical & surgical hospitals | (F) | (D) | (D) | 1 | — | — | — | — | — | — | — | — | 1 | — | — |
| 623 | Nursing & residential care facilities | 426 | 1 545 | 6 293 | 6 | — | 1 | 1 | — | 2 | 2 | — | — | — | — | — |
| 6231 | Nursing care facilities | 328 | 1 079 | 4 359 | 3 | — | — | — | — | 1 | 2 | — | — | — | — | — |
| 62311 | Nursing care facilities | 328 | 1 079 | 4 359 | 3 | — | — | — | — | 1 | 2 | — | — | — | — | — |
| 623110 | Nursing care facilities | 328 | 1 079 | 4 359 | 3 | — | — | — | — | 1 | 2 | — | — | — | — | — |
| 624 | Social assistance | (C) | (D) | (D) | 20 | 10 | 6 | 1 | 3 | — | — | — | — | — | — | — |
| 71 | Arts, entertainment & recreation | (B) | (D) | (D) | 5 | 4 | — | 1 | — | — | — | — | — | — | — | — |
| 72 | Accommodation & food services | 886 | 1 882 | 8 013 | 66 | 24 | 16 | 12 | 10 | 3 | 1 | — | — | — | — | — |
| 722 | Food services & drinking places | 795 | 1 692 | 7 221 | 58 | 22 | 15 | 8 | 9 | 3 | 1 | — | — | — | — | — |
| 7221 | Full-service restaurants | (C) | (D) | (D) | 28 | 14 | 7 | 5 | 1 | 1 | — | — | — | — | — | — |
| 72211 | Full-service restaurants | (C) | (D) | (D) | 28 | 14 | 7 | 5 | 1 | 1 | — | — | — | — | — | — |
| 7222 | Limited-service eating places | 570 | 1 150 | 4 785 | 29 | 8 | 8 | 2 | 8 | 2 | 1 | — | — | — | — | — |
| 72221 | Limited-service eating places | 570 | 1 150 | 4 785 | 29 | 8 | 8 | 2 | 8 | 2 | 1 | — | — | — | — | — |
| 722211 | Limited-service restaurants | 548 | 1 118 | 4 658 | 25 | 7 | 5 | 2 | 8 | 2 | 1 | — | — | — | — | — |
| 81 | Other services (except public administration) | 425 | 1 312 | 5 303 | 98 | 72 | 15 | 8 | 3 | — | — | — | — | — | — | — |
| 813 | Religious, grantmaking, civic, prof & like organizations | 277 | 637 | 2 693 | 48 | 32 | 8 | 5 | 3 | — | — | — | — | — | — | — |
| 8131 | Religious organizations | 193 | 413 | 1 700 | 33 | 21 | 6 | 4 | 2 | — | — | — | — | — | — | — |
| 81311 | Religious organizations | 193 | 413 | 1 700 | 33 | 21 | 6 | 4 | 2 | — | — | — | — | — | — | — |
| 813110 | Religious organizations | 193 | 413 | 1 700 | 33 | 21 | 6 | 4 | 2 | — | — | — | — | — | — | — |
| 95 | Auxiliaries (exc corporate, subsidiary & regional mgt) | (B) | (D) | (D) | 3 | 1 | — | 2 | — | — | — | — | — | — | — | — |
| 99 | Unclassified establishments | 15 | 74 | 237 | 14 | 13 | 1 | — | — | — | — | — | — | — | — | — |

See footnotes at end of table.

Table 6. Counties—Employees, Payroll, and Establishments by Industry: 2000—Con.

[Excludes most government employees, railroad employees, and self-employed persons. Size class 1 to 4 includes establishments with payroll, but no employees, during mid-March pay period. (D) denotes figures withheld to avoid disclosing data for individual companies; the data are included in broader industry totals. Detailed industries with 100 or more employees are shown if industry was not a (D). For explanation of terms, abbreviations, and data reliability/comparability, see introductory text]

| NAICS code | Industry | Number of employees for week including March 12 | Payroll (\$1,000) | | Total number of establishments | Number of establishments by employment-size class | | | | | | | | |
|---------------|--|---|-------------------|----------------|--------------------------------|---|-----------|-----------|-----------|----------|------------|------------|------------|---------------|
| | | | First quarter | Annual | | 1 to 4 | 5 to 9 | 10 to 19 | 20 to 49 | 50 to 99 | 100 to 249 | 250 to 499 | 500 to 999 | 1,000 or more |
| AMITE | | | | | | | | | | | | | | |
| | Total | 1 611 | 9 130 | 36 400 | 166 | 84 | 43 | 25 | 10 | 3 | - | 1 | - | - |
| 11 | Forestry, fishing, hunting, and agriculture support | 211 | 1 296 | 4 654 | 19 | 2 | 7 | 8 | 2 | - | - | - | - | - |
| 113 | Forestry and logging | (C) | (D) | (D) | 18 | 2 | 7 | 8 | 1 | - | - | - | - | - |
| 1133 | Logging | 165 | 836 | 3 319 | 17 | 2 | 7 | 7 | 1 | - | - | - | - | - |
| 11331 | Logging | 165 | 836 | 3 319 | 17 | 2 | 7 | 7 | 1 | - | - | - | - | - |
| 113310 | Logging | 165 | 836 | 3 319 | 17 | 2 | 7 | 7 | 1 | - | - | - | - | - |
| 22 | Utilities | 12 | 97 | 393 | 5 | 5 | - | - | - | - | - | - | - | - |
| 23 | Construction | 67 | 251 | 907 | 8 | 2 | 4 | 1 | 1 | - | - | - | - | - |
| 31-33 | Manufacturing | 654 | 4 964 | 19 982 | 9 | 2 | - | 1 | 2 | 3 | - | 1 | - | - |
| 321 | Wood product mfg | (E) | (D) | (D) | 3 | - | - | 1 | - | 1 | - | 1 | - | - |
| 3212 | Veneer, plywood & engineered wood product mfg | (E) | (D) | (D) | 1 | - | - | - | - | - | - | 1 | - | - |
| 32121 | Veneer, plywood & engineered wood product mfg | (E) | (D) | (D) | 1 | - | - | - | - | - | - | 1 | - | - |
| 42 | Wholesale trade | 46 | 165 | 726 | 6 | 4 | - | 1 | 1 | - | - | - | - | - |
| 44-45 | Retail trade | 250 | 865 | 3 456 | 36 | 13 | 14 | 7 | 2 | - | - | - | - | - |
| 48-49 | Transportation & warehousing | 59 | 318 | 1 270 | 15 | 11 | 2 | 2 | - | - | - | - | - | - |
| 51 | Information | 15 | 66 | 265 | 7 | 7 | - | - | - | - | - | - | - | - |
| 52 | Finance & insurance | 37 | 205 | 847 | 9 | 4 | 5 | - | - | - | - | - | - | - |
| 53 | Real estate & rental & leasing | (A) | (D) | (D) | 2 | 2 | - | - | - | - | - | - | - | - |
| 54 | Professional, scientific & technical services | 18 | 68 | 301 | 10 | 9 | 1 | - | - | - | - | - | - | - |
| 56 | Admin, support, waste mgt, remediation services | (B) | (D) | (D) | 2 | - | 1 | 1 | - | - | - | - | - | - |
| 61 | Educational services | (B) | (D) | (D) | 2 | - | - | - | 2 | - | - | - | - | - |
| 62 | Health care and social assistance | (B) | (D) | (D) | 7 | 4 | 2 | 1 | - | - | - | - | - | - |
| 71 | Arts, entertainment & recreation | (A) | (D) | (D) | 2 | 2 | - | - | - | - | - | - | - | - |
| 72 | Accommodation & food services | (B) | (D) | (D) | 6 | 2 | 1 | 3 | - | - | - | - | - | - |
| 81 | Other services (except public administration) | 59 | 181 | 749 | 19 | 13 | 6 | - | - | - | - | - | - | - |
| 99 | Unclassified establishments | (A) | (D) | (D) | 2 | 2 | - | - | - | - | - | - | - | - |
| ATTALA | | | | | | | | | | | | | | |
| | Total | 6 012 | 29 234 | 120 995 | 401 | 207 | 86 | 52 | 39 | 6 | 10 | - | - | 1 |
| 11 | Forestry, fishing, hunting, and agriculture support | 113 | 371 | 1 656 | 18 | 7 | 7 | 4 | - | - | - | - | - | - |
| 113 | Forestry and logging | 113 | 371 | 1 656 | 18 | 7 | 7 | 4 | - | - | - | - | - | - |
| 1133 | Logging | 113 | 371 | 1 656 | 18 | 7 | 7 | 4 | - | - | - | - | - | - |
| 11331 | Logging | 113 | 371 | 1 656 | 18 | 7 | 7 | 4 | - | - | - | - | - | - |
| 113310 | Logging | 113 | 371 | 1 656 | 18 | 7 | 7 | 4 | - | - | - | - | - | - |
| 22 | Utilities | 32 | 300 | 1 549 | 8 | 6 | - | 2 | - | - | - | - | - | - |
| 23 | Construction | 1 399 | 9 748 | 38 334 | 29 | 17 | 3 | 4 | 3 | 1 | - | - | - | 1 |
| 234 | Heavy construction | 135 | 603 | 3 528 | 4 | - | 1 | 1 | 1 | 1 | - | - | - | - |
| 2341 | Highway, street, bridge & tunnel construction | (C) | (D) | (D) | 3 | - | - | 1 | 1 | 1 | - | - | - | - |
| 23411 | Highway & street construction | (C) | (D) | (D) | 3 | - | - | 1 | 1 | 1 | - | - | - | - |
| 235 | Special trade contractors | (G) | (D) | (D) | 13 | 8 | 2 | - | 2 | - | - | - | - | 1 |
| 2351 | Plumbing, heating & AC contractor | (G) | (D) | (D) | 6 | 1 | 2 | - | 2 | - | - | - | - | 1 |
| 23511 | Plumbing, heating & AC contractor | (G) | (D) | (D) | 6 | 1 | 2 | - | 2 | - | - | - | - | 1 |
| 31-33 | Manufacturing | 1 089 | 4 552 | 19 793 | 17 | 3 | 1 | 4 | 3 | 1 | 5 | - | - | - |
| 311 | Food mfg | (E) | (D) | (D) | 2 | - | - | - | 1 | - | 1 | - | - | - |
| 3115 | Dairy product mfg | (C) | (D) | (D) | 1 | - | - | - | - | - | 1 | - | - | - |
| 31152 | Ice cream & frozen dessert mfg | (C) | (D) | (D) | 1 | - | - | - | - | - | 1 | - | - | - |
| 322 | Paper mfg | (C) | (D) | (D) | 1 | - | - | - | - | - | 1 | - | - | - |
| 3222 | Converted paper product mfg | (C) | (D) | (D) | 1 | - | - | - | - | - | 1 | - | - | - |
| 32223 | Stationery product mfg | (C) | (D) | (D) | 1 | - | - | - | - | - | 1 | - | - | - |
| 332 | Fabricated metal product mfg | 174 | 879 | 3 783 | 4 | 1 | - | 1 | 1 | - | 1 | - | - | - |
| 3323 | Architectural & structural metals mfg | (C) | (D) | (D) | 2 | - | - | - | 1 | - | 1 | - | - | - |
| 33232 | Ornamental & architectural metal prod mfg | (C) | (D) | (D) | 1 | - | - | - | - | - | 1 | - | - | - |
| 335 | Electrical equip, appliance & component mfg | 317 | 922 | 4 451 | 4 | - | - | 2 | - | 1 | 1 | - | - | - |
| 3359 | Other electrical equipment & component mfg | (E) | (D) | (D) | 2 | - | - | - | - | 1 | 1 | - | - | - |
| 33592 | Communication & energy wire & cable mfg | (C) | (D) | (D) | 1 | - | - | - | - | 1 | 1 | - | - | - |
| 337 | Furniture & related product mfg | (C) | (D) | (D) | 1 | - | - | - | - | - | 1 | - | - | - |
| 3371 | HH & institutional furniture & kitchen cabinet mfg | (C) | (D) | (D) | 1 | - | - | - | - | - | 1 | - | - | - |
| 33712 | Household & institutional furniture mfg | (C) | (D) | (D) | 1 | - | - | - | - | - | 1 | - | - | - |
| 42 | Wholesale trade | 252 | 1 502 | 6 295 | 18 | 7 | 2 | 3 | 5 | 1 | - | - | - | - |
| 421 | Wholesale trade, durable goods | 109 | 868 | 3 470 | 7 | 2 | 1 | 2 | 1 | 1 | - | - | - | - |
| 422 | Wholesale trade, nondurable goods | 143 | 634 | 2 825 | 11 | 5 | 1 | 1 | 4 | - | - | - | - | - |

See footnotes at end of table.

Table 6. Counties—Employees, Payroll, and Establishments by Industry: 2000—Con.

[Excludes most government employees, railroad employees, and self-employed persons. Size class 1 to 4 includes establishments with payroll, but no employees, during mid-March pay period. (D) denotes figures withheld to avoid disclosing data for individual companies; the data are included in broader industry totals. Detailed industries with 100 or more employees are shown if industry was not a (D). For explanation of terms, abbreviations, and data reliability/comparability, see introductory text]

| NAICS code | Industry | Number of employees for week including March 12 | Payroll (\$1,000) | | Total number of establishments | Number of establishments by employment-size class | | | | | | | | |
|--------------------|--|---|-------------------|---------------|--------------------------------|---|-----------|-----------|-----------|----------|------------|------------|------------|---------------|
| | | | First quarter | Annual | | 1 to 4 | 5 to 9 | 10 to 19 | 20 to 49 | 50 to 99 | 100 to 249 | 250 to 499 | 500 to 999 | 1,000 or more |
| ATTALA—Con. | | | | | | | | | | | | | | |
| 44-45 | Retail trade | 1 125 | 4 308 | 18 525 | 101 | 40 | 34 | 14 | 11 | 1 | 1 | | | |
| 444 | Bldg material & garden equip & supp dealers | 105 | 440 | 1 721 | 9 | 1 | 3 | 4 | 1 | — | — | — | — | — |
| 445 | Food & beverage stores | 190 | 529 | 2 228 | 12 | 6 | 2 | — | 3 | 1 | — | — | — | — |
| 4451 | Grocery stores | (C) | (D) | (D) | 11 | 6 | 1 | — | 3 | 1 | — | — | — | — |
| 44511 | Grocery (except convenience) stores | (C) | (D) | (D) | 6 | 2 | — | — | 3 | 1 | — | — | — | — |
| 452 | General merchandise stores | 305 | 1 010 | 4 400 | 10 | 2 | 5 | 1 | 1 | — | 1 | — | — | — |
| 4521 | Department stores | (C) | (D) | (D) | 1 | — | — | — | — | — | 1 | — | — | — |
| 45211 | Department stores | (C) | (D) | (D) | 1 | — | — | — | — | — | 1 | — | — | — |
| 453 | Miscellaneous store retailers | 102 | 512 | 2 533 | 10 | 5 | 1 | 3 | 1 | — | — | — | — | — |
| 48-49 | Transportation & warehousing | 104 | 758 | 2 881 | 22 | 13 | 7 | 1 | 1 | — | — | — | — | — |
| 51 | Information | 105 | 470 | 1 930 | 8 | 3 | 2 | 2 | — | 1 | — | — | — | — |
| 52 | Finance & insurance | 259 | 1 785 | 7 635 | 31 | 19 | 7 | 3 | 1 | — | 1 | — | — | — |
| 522 | Credit intermediation & related activities | 215 | 1 378 | 6 164 | 21 | 12 | 5 | 2 | 1 | — | 1 | — | — | — |
| 5221 | Depository credit intermediation | 178 | 1 173 | 5 223 | 8 | 2 | 2 | 2 | 1 | — | 1 | — | — | — |
| 52211 | Commercial banking | 178 | 1 173 | 5 223 | 8 | 2 | 2 | 2 | 1 | — | 1 | — | — | — |
| 522110 | Commercial banking | 178 | 1 173 | 5 223 | 8 | 2 | 2 | 2 | 1 | — | 1 | — | — | — |
| 53 | Real estate & rental & leasing | 22 | 84 | 341 | 11 | 9 | 2 | — | — | — | — | — | — | — |
| 54 | Professional, scientific & technical services | 93 | 432 | 2 146 | 23 | 15 | 6 | 2 | — | — | — | — | — | — |
| 55 | Management of companies & enterprises | (A) | (D) | (D) | 2 | 1 | 1 | — | — | — | — | — | — | — |
| 56 | Admin, support, waste mgt, remediation services | 72 | 236 | 808 | 6 | 4 | 1 | — | — | 1 | — | — | — | — |
| 61 | Educational services | (B) | (D) | (D) | 3 | 2 | — | 1 | — | — | — | — | — | — |
| 62 | Health care and social assistance | 613 | 2 710 | 10 814 | 18 | 6 | 5 | 2 | 2 | — | 3 | — | — | — |
| 622 | Hospitals | (C) | (D) | (D) | 1 | — | — | — | — | — | 1 | — | — | — |
| 6221 | General medical & surgical hospitals | (C) | (D) | (D) | 1 | — | — | — | — | — | 1 | — | — | — |
| 62211 | General medical & surgical hospitals | (C) | (D) | (D) | 1 | — | — | — | — | — | 1 | — | — | — |
| 623 | Nursing & residential care facilities | 348 | 1 289 | 5 193 | 3 | — | — | — | 1 | — | 2 | — | — | — |
| 6231 | Nursing care facilities | (E) | (D) | (D) | 2 | — | — | — | — | — | 2 | — | — | — |
| 62311 | Nursing care facilities | (E) | (D) | (D) | 2 | — | — | — | — | — | 2 | — | — | — |
| 71 | Arts, entertainment & recreation | 8 | 25 | 150 | 6 | 6 | — | — | — | — | — | — | — | — |
| 72 | Accommodation & food services | 384 | 751 | 3 094 | 26 | 10 | 3 | 4 | 9 | — | — | — | — | — |
| 722 | Food services & drinking places | 337 | 656 | 2 663 | 22 | 9 | 2 | 3 | 8 | — | — | — | — | — |
| 7222 | Limited-service eating places | 255 | 489 | 1 915 | 13 | 5 | — | 1 | 7 | — | — | — | — | — |
| 72221 | Limited-service eating places | 255 | 489 | 1 915 | 13 | 5 | — | 1 | 7 | — | — | — | — | — |
| 81 | Other services (except public administration) | 309 | 1 082 | 4 540 | 52 | 37 | 5 | 6 | 4 | — | — | — | — | — |
| 813 | Religious, grantmaking, civic, prof & like organizations | 173 | 468 | 2 060 | 25 | 17 | 2 | 3 | 3 | — | — | — | — | — |
| 8131 | Religious organizations | 155 | 435 | 1 924 | 22 | 15 | 2 | 2 | 3 | — | — | — | — | — |
| 81311 | Religious organizations | 155 | 435 | 1 924 | 22 | 15 | 2 | 2 | 3 | — | — | — | — | — |
| 813110 | Religious organizations | 155 | 435 | 1 924 | 22 | 15 | 2 | 2 | 3 | — | — | — | — | — |
| 99 | Unclassified establishments | (A) | (D) | (D) | 2 | 2 | — | — | — | — | — | — | — | — |
| BENTON | | | | | | | | | | | | | | |
| | Total | 812 | 4 496 | 18 537 | 63 | 33 | 14 | 6 | 7 | 1 | 2 | — | — | — |
| 11 | Forestry, fishing, hunting, and agriculture support | (B) | (D) | (D) | 2 | 1 | — | 1 | — | — | — | — | — | — |
| 21 | Mining | (A) | (D) | (D) | 1 | — | 1 | — | — | — | — | — | — | — |
| 23 | Construction | 35 | 160 | 669 | 5 | 2 | 2 | — | 1 | — | — | — | — | — |
| 31-33 | Manufacturing | 341 | 1 924 | 7 918 | 6 | 1 | 2 | 1 | — | — | 2 | — | — | — |
| 336 | Transportation equipment mfg | (C) | (D) | (D) | 1 | — | — | — | — | — | 1 | — | — | — |
| 3363 | Motor vehicle parts mfg | (C) | (D) | (D) | 1 | — | — | — | — | — | 1 | — | — | — |
| 33635 | MV transmission & power train parts mfg | (C) | (D) | (D) | 1 | — | — | — | — | — | 1 | — | — | — |
| 337 | Furniture & related product mfg | (C) | (D) | (D) | 1 | — | — | — | — | — | 1 | — | — | — |
| 3371 | HH & institutional furniture & kitchen cabinet mfg | (C) | (D) | (D) | 1 | — | — | — | — | — | 1 | — | — | — |
| 33712 | Household & institutional furniture mfg | (C) | (D) | (D) | 1 | — | — | — | — | — | 1 | — | — | — |
| 42 | Wholesale trade | (B) | (D) | (D) | 1 | — | — | — | 1 | — | — | — | — | — |
| 44-45 | Retail trade | 140 | 387 | 1 524 | 20 | 12 | 3 | 3 | 2 | — | — | — | — | — |
| 48-49 | Transportation & warehousing | (A) | (D) | (D) | 3 | 3 | — | — | — | — | — | — | — | — |
| 52 | Finance & insurance | (A) | (D) | (D) | 3 | 2 | 1 | — | — | — | — | — | — | — |
| 54 | Professional, scientific & technical services | (B) | (D) | (D) | 2 | 1 | — | — | 1 | — | — | — | — | — |
| 56 | Admin, support, waste mgt, remediation services | (A) | (D) | (D) | 2 | — | 2 | — | — | — | — | — | — | — |
| 62 | Health care and social assistance | 160 | 799 | 2 914 | 7 | 2 | 1 | 1 | 2 | 1 | — | — | — | — |
| 71 | Arts, entertainment & recreation | (A) | (D) | (D) | 1 | 1 | — | — | — | — | — | — | — | — |
| 72 | Accommodation & food services | (A) | (D) | (D) | 1 | 1 | — | — | — | — | — | — | — | — |

See footnotes at end of table.

Table 6. Counties—Employees, Payroll, and Establishments by Industry: 2000—Con.

[Excludes most government employees, railroad employees, and self-employed persons. Size class 1 to 4 includes establishments with payroll, but no employees, during mid-March pay period. (D) denotes figures withheld to avoid disclosing data for individual companies; the data are included in broader industry totals. Detailed industries with 100 or more employees are shown if industry was not a (D). For explanation of terms, abbreviations, and data reliability/comparability, see introductory text]

| NAICS code | Industry | Number of employees for week including March 12 | Payroll (\$1,000) | | Total number of establishments | Number of establishments by employment-size class | | | | | | | | |
|--------------------|--|---|-------------------|----------------|--------------------------------|---|------------|-----------|-----------|-----------|------------|------------|------------|---------------|
| | | | First quarter | Annual | | 1 to 4 | 5 to 9 | 10 to 19 | 20 to 49 | 50 to 99 | 100 to 249 | 250 to 499 | 500 to 999 | 1,000 or more |
| BENTON—Con. | | | | | | | | | | | | | | |
| 81 | Other services (except public administration) | 21 | 58 | 222 | 8 | 6 | 2 | — | — | — | — | — | — | — |
| 99 | Unclassified establishments | (A) | (D) | (D) | 1 | 1 | — | — | — | — | — | — | — | — |
| BOLIVAR | | | | | | | | | | | | | | |
| | Total | 10 381 | 53 517 | 216 540 | 771 | 427 | 180 | 84 | 51 | 14 | 9 | 3 | 2 | 1 |
| 11 | Forestry, fishing, hunting, and agriculture support | (B) | (D) | (D) | 11 | 7 | 4 | — | — | — | — | — | — | — |
| 21 | Mining | (A) | (D) | (D) | 1 | 1 | — | — | — | — | — | — | — | — |
| 22 | Utilities | 70 | 840 | 3 312 | 8 | 4 | — | 3 | 1 | — | — | — | — | — |
| 23 | Construction | 342 | 1 606 | 7 567 | 61 | 37 | 17 | 3 | 3 | 1 | — | — | — | — |
| 233 | Building, developing & general contracting | (C) | (D) | (D) | 19 | 13 | 4 | 1 | — | 1 | — | — | — | — |
| 235 | Special trade contractors | 222 | 974 | 4 719 | 39 | 21 | 13 | 2 | 3 | — | — | — | — | — |
| 31-33 | Manufacturing | 3 189 | 18 690 | 68 561 | 20 | 4 | 4 | 2 | 2 | 2 | 3 | 1 | 1 | 1 |
| 311 | Food mfg | (F) | (D) | (D) | 1 | — | — | — | — | — | — | — | 1 | — |
| 3116 | Animal slaughtering & processing | (F) | (D) | (D) | 1 | — | — | — | — | — | — | — | 1 | — |
| 31161 | Animal slaughtering & processing | (F) | (D) | (D) | 1 | — | — | — | — | — | — | — | 1 | — |
| 325 | Chemical mfg | (G) | (D) | (D) | 1 | — | — | — | — | — | — | — | — | 1 |
| 3254 | Pharmaceutical & medicine mfg | (G) | (D) | (D) | 1 | — | — | — | — | — | — | — | — | 1 |
| 32541 | Pharmaceutical & medicine mfg | (G) | (D) | (D) | 1 | — | — | — | — | — | — | — | — | 1 |
| 332 | Fabricated metal product mfg | 735 | 5 363 | 21 845 | 3 | — | — | — | — | 1 | 1 | 1 | — | — |
| 3323 | Architectural & structural metals mfg | (C) | (D) | (D) | 1 | — | — | — | — | — | 1 | — | — | — |
| 33231 | Plate work & fabricated structural prod mfg | (C) | (D) | (D) | 1 | — | — | — | — | — | 1 | — | — | — |
| 3326 | Spring & wire product mfg | (E) | (D) | (D) | 1 | — | — | — | — | — | — | 1 | — | — |
| 33261 | Spring & wire product mfg | (E) | (D) | (D) | 1 | — | — | — | — | — | — | 1 | — | — |
| 337 | Furniture & related product mfg | (C) | (D) | (D) | 3 | 1 | — | — | — | 1 | 1 | — | — | — |
| 3372 | Office furniture (including fixtures) mfg | (C) | (D) | (D) | 2 | — | — | — | — | 1 | 1 | — | — | — |
| 33721 | Office furniture (including fixtures) mfg | (C) | (D) | (D) | 2 | — | — | — | — | 1 | 1 | — | — | — |
| 339 | Miscellaneous mfg | (C) | (D) | (D) | 3 | 1 | 1 | — | — | — | 1 | — | — | — |
| 3391 | Medical equipment & supplies mfg | (C) | (D) | (D) | 3 | 1 | 1 | — | — | — | 1 | — | — | — |
| 33911 | Medical equipment & supplies mfg | (C) | (D) | (D) | 3 | 1 | 1 | — | — | — | 1 | — | — | — |
| 42 | Wholesale trade | 800 | 7 496 | 35 045 | 40 | 15 | 9 | 6 | 8 | 1 | — | 1 | — | — |
| 421 | Wholesale trade, durable goods | 167 | 1 191 | 4 768 | 16 | 6 | 6 | 1 | 3 | — | — | — | — | — |
| 4218 | Machinery, equipment & supplies whsle | 118 | 898 | 3 530 | 6 | 1 | 2 | — | 3 | — | — | — | — | — |
| 422 | Wholesale trade, nondurable goods | 633 | 6 305 | 30 277 | 24 | 9 | 3 | 5 | 5 | 1 | — | 1 | — | — |
| 4225 | Farm product raw material whsle | (E) | (D) | (D) | 6 | 1 | 2 | 1 | 1 | — | — | 1 | — | — |
| 42259 | Other farm product raw material whsle | (E) | (D) | (D) | 1 | — | — | — | — | — | — | 1 | — | — |
| 4229 | Miscellaneous nondurable goods whsle | 112 | 637 | 3 142 | 4 | 1 | 1 | 1 | 1 | — | — | — | — | — |
| 44-45 | Retail trade | 1 736 | 6 438 | 27 447 | 186 | 83 | 61 | 26 | 11 | 3 | 1 | 1 | — | — |
| 441 | Motor vehicle & parts dealers | 159 | 905 | 3 981 | 19 | 8 | 7 | 2 | 1 | 1 | — | — | — | — |
| 442 | Furniture & home furnishing stores | 104 | 399 | 1 487 | 14 | 8 | 2 | 3 | 1 | — | — | — | — | — |
| 444 | Bldg material & garden equip & supp dealers | 208 | 1 246 | 6 376 | 18 | 5 | 5 | 6 | 1 | 1 | — | — | — | — |
| 4441 | Building material & supplies dealers | 105 | 457 | 2 421 | 11 | 3 | 3 | 4 | 1 | — | — | — | — | — |
| 4442 | Lawn & garden equip & supplies stores | 103 | 789 | 3 955 | 7 | 2 | 2 | 2 | — | 1 | — | — | — | — |
| 44422 | Nursery & garden centers | 103 | 789 | 3 955 | 7 | 2 | 2 | 2 | — | 1 | — | — | — | — |
| 444220 | Nursery & garden centers | 103 | 789 | 3 955 | 7 | 2 | 2 | 2 | — | 1 | — | — | — | — |
| 445 | Food & beverage stores | 380 | 1 083 | 4 476 | 37 | 23 | 7 | 2 | 3 | 1 | 1 | — | — | — |
| 4451 | Grocery stores | 341 | 1 017 | 4 195 | 27 | 15 | 6 | 2 | 2 | 1 | 1 | — | — | — |
| 44511 | Grocery (except convenience) stores | 316 | 965 | 3 979 | 20 | 10 | 5 | 1 | 2 | 1 | 1 | — | — | — |
| 445110 | Grocery (except convenience) stores | 316 | 965 | 3 979 | 20 | 10 | 5 | 1 | 2 | 1 | 1 | — | — | — |
| 447 | Gasoline stations | 198 | 537 | 2 273 | 28 | 6 | 16 | 4 | 2 | — | — | — | — | — |
| 4471 | Gasoline stations | 198 | 537 | 2 273 | 28 | 6 | 16 | 4 | 2 | — | — | — | — | — |
| 44711 | Gasoline stations with convenience stores | 180 | 481 | 2 027 | 23 | 4 | 13 | 4 | 2 | — | — | — | — | — |
| 447110 | Gasoline stations with convenience stores | 180 | 481 | 2 027 | 23 | 4 | 13 | 4 | 2 | — | — | — | — | — |
| 448 | Clothing & clothing accessories stores | 177 | 356 | 1 401 | 22 | 8 | 7 | 5 | 2 | — | — | — | — | — |
| 4481 | Clothing stores | 125 | 256 | 1 049 | 17 | 7 | 5 | 4 | 1 | — | — | — | — | — |
| 452 | General merchandise stores | 318 | 1 015 | 4 067 | 8 | 1 | 5 | — | 1 | — | — | 1 | — | — |
| 4521 | Department stores | (E) | (D) | (D) | 1 | — | — | — | — | — | — | 1 | — | — |
| 45211 | Department stores | (E) | (D) | (D) | 1 | — | — | — | — | — | — | 1 | — | — |
| 48-49 | Transportation & warehousing | 115 | 489 | 2 125 | 25 | 17 | 4 | 3 | 1 | — | — | — | — | — |
| 51 | Information | 142 | 835 | 3 289 | 14 | 6 | 3 | 2 | 3 | — | — | — | — | — |
| 52 | Finance & insurance | 440 | 2 116 | 8 174 | 63 | 37 | 17 | 8 | — | — | 1 | — | — | — |
| 522 | Credit intermediation & related activities | 351 | 1 629 | 6 334 | 39 | 20 | 13 | 5 | — | — | 1 | — | — | — |
| 5221 | Depository credit intermediation | (E) | (D) | (D) | 22 | 7 | 9 | 5 | — | — | 1 | — | — | — |
| 52211 | Commercial banking | 293 | 1 296 | 4 836 | 19 | 5 | 8 | 5 | — | — | — | — | — | — |
| 522110 | Commercial banking | 293 | 1 296 | 4 836 | 19 | 5 | 8 | 5 | — | — | — | — | — | — |
| 53 | Real estate & rental & leasing | 97 | 326 | 1 287 | 36 | 28 | 6 | 2 | — | — | — | — | — | — |
| 54 | Professional, scientific & technical services | 160 | 1 102 | 4 287 | 43 | 32 | 6 | 5 | — | — | — | — | — | — |
| 541 | Professional, scientific & technical services | 160 | 1 102 | 4 287 | 43 | 32 | 6 | 5 | — | — | — | — | — | — |

See footnotes at end of table.

Table 6. Counties—Employees, Payroll, and Establishments by Industry: 2000—Con.

[Excludes most government employees, railroad employees, and self-employed persons. Size class 1 to 4 includes establishments with payroll, but no employees, during mid-March pay period. (D) denotes figures withheld to avoid disclosing data for individual companies; the data are included in broader industry totals. Detailed industries with 100 or more employees are shown if industry was not a (D). For explanation of terms, abbreviations, and data reliability/comparability, see introductory text]

| NAICS code | Industry | Number of employees for week including March 12 | Payroll (\$1,000) | | Total number of establishments | Number of establishments by employment-size class | | | | | | | | |
|---------------------|--|---|-------------------|--------|--------------------------------|---|--------|----------|----------|----------|------------|------------|------------|---------------|
| | | | First quarter | Annual | | 1 to 4 | 5 to 9 | 10 to 19 | 20 to 49 | 50 to 99 | 100 to 249 | 250 to 499 | 500 to 999 | 1,000 or more |
| BOLIVAR—Con. | | | | | | | | | | | | | | |
| 55 | Management of companies & enterprises | (B) | (D) | (D) | 3 | 2 | — | — | 1 | — | — | — | — | — |
| 56 | Admin, support, waste mgt, remediation services | (C) | (D) | (D) | 24 | 17 | 4 | 2 | 1 | — | — | — | — | — |
| 561 | Administrative & support services | (C) | (D) | (D) | 23 | 16 | 4 | 2 | 1 | — | — | — | — | — |
| 61 | Educational services | 272 | 1 238 | 4 831 | 6 | 3 | — | — | 1 | 1 | 1 | — | — | — |
| 611 | Educational services | 272 | 1 238 | 4 831 | 6 | 3 | — | — | 1 | 1 | 1 | — | — | — |
| 6111 | Elementary & secondary schools | 266 | 1 225 | 4 780 | 3 | — | — | — | 1 | 1 | 1 | — | — | — |
| 61111 | Elementary & secondary schools | 266 | 1 225 | 4 780 | 3 | — | — | — | 1 | 1 | 1 | — | — | — |
| 611110 | Elementary & secondary schools | 266 | 1 225 | 4 780 | 3 | — | — | — | 1 | 1 | 1 | — | — | — |
| 62 | Health care and social assistance | 1 722 | 8 727 | 34 777 | 62 | 26 | 15 | 7 | 5 | 5 | 3 | — | 1 | — |
| 621 | Ambulatory health care services | 422 | 2 808 | 11 794 | 42 | 19 | 13 | 5 | 3 | 2 | — | — | — | — |
| 6211 | Offices of physicians | 127 | 1 210 | 4 977 | 17 | 10 | 3 | 2 | 2 | — | — | — | — | — |
| 62111 | Offices of physicians | 127 | 1 210 | 4 977 | 17 | 10 | 3 | 2 | 2 | — | — | — | — | — |
| 6214 | Outpatient care centers | 193 | 944 | 3 719 | 4 | — | — | 1 | 1 | 2 | — | — | — | — |
| 62149 | Other outpatient care centers | (C) | (D) | (D) | 3 | — | — | 1 | 1 | 1 | — | — | — | — |
| 622 | Hospitals | (F) | (D) | (D) | 1 | — | — | — | — | — | — | — | 1 | — |
| 6221 | General medical & surgical hospitals | (F) | (D) | (D) | 1 | — | — | — | — | — | — | — | 1 | — |
| 62211 | General medical & surgical hospitals | (F) | (D) | (D) | 1 | — | — | — | — | — | — | — | 1 | — |
| 623 | Nursing & residential care facilities | (E) | (D) | (D) | 7 | 1 | 1 | — | 1 | 2 | 2 | — | — | — |
| 6231 | Nursing care facilities | 370 | 1 221 | 5 330 | 4 | — | — | — | — | 2 | 2 | — | — | — |
| 62311 | Nursing care facilities | 370 | 1 221 | 5 330 | 4 | — | — | — | — | 2 | 2 | — | — | — |
| 623110 | Nursing care facilities | 370 | 1 221 | 5 330 | 4 | — | — | — | — | 2 | 2 | — | — | — |
| 624 | Social assistance | (E) | (D) | (D) | 12 | 6 | 1 | 2 | 1 | 1 | 1 | — | — | — |
| 6244 | Child day care services | 276 | 961 | 3 645 | 8 | 3 | 1 | 2 | 1 | — | 1 | — | — | — |
| 62441 | Child day care services | 276 | 961 | 3 645 | 8 | 3 | 1 | 2 | 1 | — | 1 | — | — | — |
| 624410 | Child day care services | 276 | 961 | 3 645 | 8 | 3 | 1 | 2 | 1 | — | 1 | — | — | — |
| 71 | Arts, entertainment & recreation | 49 | 129 | 611 | 12 | 11 | — | — | 1 | — | — | — | — | — |
| 72 | Accommodation & food services | 594 | 1 128 | 4 805 | 47 | 21 | 7 | 6 | 12 | 1 | — | — | — | — |
| 722 | Food services & drinking places | 555 | 1 059 | 4 523 | 41 | 17 | 6 | 6 | 11 | 1 | — | — | — | — |
| 7221 | Full-service restaurants | (C) | (D) | (D) | 15 | 6 | 3 | 3 | 3 | — | — | — | — | — |
| 72211 | Full-service restaurants | (C) | (D) | (D) | 15 | 6 | 3 | 3 | 3 | — | — | — | — | — |
| 7222 | Limited-service eating places | 376 | 752 | 3 225 | 21 | 8 | 2 | 2 | 8 | 1 | — | — | — | — |
| 72221 | Limited-service eating places | 376 | 752 | 3 225 | 21 | 8 | 2 | 2 | 8 | 1 | — | — | — | — |
| 722211 | Limited-service restaurants | 375 | 748 | 3 200 | 18 | 5 | 2 | 2 | 8 | 1 | — | — | — | — |
| 81 | Other services (except public administration) | 429 | 1 358 | 5 697 | 95 | 62 | 23 | 9 | 1 | — | — | — | — | — |
| 811 | Repair & maintenance | 175 | 735 | 2 997 | 29 | 19 | 4 | 5 | 1 | — | — | — | — | — |
| 8111 | Automotive repair & maintenance | 129 | 531 | 2 143 | 16 | 9 | 2 | 4 | 1 | — | — | — | — | — |
| 813 | Religious, grantmaking, civic, prof & like organizations | 192 | 389 | 1 827 | 47 | 29 | 14 | 4 | — | — | — | — | — | — |
| 8131 | Religious organizations | 152 | 289 | 1 285 | 37 | 21 | 14 | 2 | — | — | — | — | — | — |
| 81311 | Religious organizations | 152 | 289 | 1 285 | 37 | 21 | 14 | 2 | — | — | — | — | — | — |
| 813110 | Religious organizations | 152 | 289 | 1 285 | 37 | 21 | 14 | 2 | — | — | — | — | — | — |
| 99 | Unclassified establishments | (A) | (D) | (D) | 14 | 14 | — | — | — | — | — | — | — | — |
| CALHOUN | | | | | | | | | | | | | | |
| | Total | 3 282 | 15 366 | 63 222 | 314 | 202 | 58 | 28 | 11 | 9 | 5 | 1 | — | — |
| 11 | Forestry, fishing, hunting, and agriculture support | 140 | 737 | 2 535 | 16 | 8 | 4 | 3 | — | 1 | — | — | — | — |
| 22 | Utilities | (B) | (D) | (D) | 10 | 7 | 1 | 2 | — | — | — | — | — | — |
| 23 | Construction | 43 | 162 | 946 | 19 | 18 | 1 | — | — | — | — | — | — | — |
| 31-33 | Manufacturing | 1 644 | 8 562 | 35 907 | 25 | 8 | 4 | 2 | — | 5 | 5 | 1 | — | — |
| 315 | Apparel manufacturing | 518 | 2 239 | 8 919 | 3 | — | — | 1 | — | — | 1 | 1 | — | — |
| 3152 | Cut & sew apparel mfg | (E) | (D) | (D) | 2 | — | — | — | — | — | 1 | 1 | — | — |
| 31521 | Cut & sew apparel contractors | (C) | (D) | (D) | 1 | — | — | — | — | — | 1 | — | — | — |
| 31523 | Women's, girls' cut & sew apparel mfg | (E) | (D) | (D) | 1 | — | — | — | — | — | — | 1 | — | — |
| 321 | Wood product mfg | 371 | 2 768 | 11 368 | 5 | — | 2 | — | — | 2 | 1 | — | — | — |
| 3211 | Sawmills & wood preservation | (E) | (D) | (D) | 2 | — | — | — | — | 1 | 1 | — | — | — |
| 32111 | Sawmills & wood preservation | (E) | (D) | (D) | 2 | — | — | — | — | 1 | 1 | — | — | — |
| 337 | Furniture & related product mfg | 736 | 3 490 | 15 353 | 11 | 4 | — | 1 | — | 3 | 3 | — | — | — |
| 3371 | HH & institutional furniture & kitchen cabinet mfg | (E) | (D) | (D) | 5 | 2 | — | 1 | — | — | 2 | — | — | — |
| 33712 | Household & institutional furniture mfg | (E) | (D) | (D) | 4 | 1 | — | 1 | — | — | 2 | — | — | — |
| 3372 | Office furniture (including fixtures) mfg | 395 | 2 016 | 9 184 | 5 | 1 | — | — | — | 3 | 1 | — | — | — |
| 33721 | Office furniture (including fixtures) mfg | 395 | 2 016 | 9 184 | 5 | 1 | — | — | — | 3 | 1 | — | — | — |
| 42 | Wholesale trade | 106 | 557 | 2 304 | 12 | 6 | 3 | 2 | 1 | — | — | — | — | — |

See footnotes at end of table.

Table 6. Counties—Employees, Payroll, and Establishments by Industry: 2000—Con.

[Excludes most government employees, railroad employees, and self-employed persons. Size class 1 to 4 includes establishments with payroll, but no employees, during mid-March pay period. (D) denotes figures withheld to avoid disclosing data for individual companies; the data are included in broader industry totals. Detailed industries with 100 or more employees are shown if industry was not a (D). For explanation of terms, abbreviations, and data reliability/comparability, see introductory text]

| NAICS code | Industry | Number of employees for week including March 12 | Payroll (\$1,000) | | Total number of establishments | Number of establishments by employment-size class | | | | | | | | |
|---------------------|--|---|-------------------|---------|--------------------------------|---|--------|----------|----------|----------|------------|------------|------------|---------------|
| | | | First quarter | Annual | | 1 to 4 | 5 to 9 | 10 to 19 | 20 to 49 | 50 to 99 | 100 to 249 | 250 to 499 | 500 to 999 | 1,000 or more |
| CALHOUN—Con. | | | | | | | | | | | | | | |
| 44-45 | Retail trade | 511 | 1 753 | 7 906 | 81 | 49 | 19 | 8 | 4 | 1 | - | - | - | - |
| 441 | Motor vehicle & parts dealers | 148 | 592 | 2 922 | 17 | 11 | 2 | 3 | - | 1 | - | - | - | - |
| 4413 | Automotive parts, accessories & tire stores | 124 | 471 | 2 378 | 12 | 8 | 1 | 2 | - | 1 | - | - | - | - |
| 44131 | Automotive parts, accessories & tire stores | 121 | 468 | 2 351 | 8 | 4 | 1 | 2 | - | 1 | - | - | - | - |
| 441310 | Automotive parts, accessories & tire stores | 121 | 468 | 2 351 | 8 | 4 | 1 | 2 | - | 1 | - | - | - | - |
| 445 | Food & beverage stores | 150 | 390 | 1 655 | 12 | 5 | 3 | - | 4 | - | - | - | - | - |
| 4451 | Grocery stores | 150 | 390 | 1 655 | 12 | 5 | 3 | - | 4 | - | - | - | - | - |
| 44511 | Grocery (except convenience) stores | 133 | 349 | 1 448 | 7 | 2 | 1 | - | 4 | - | - | - | - | - |
| 445110 | Grocery (except convenience) stores | 133 | 349 | 1 448 | 7 | 2 | 1 | - | 4 | - | - | - | - | - |
| 48-49 | Transportation & warehousing | 77 | 527 | 1 818 | 19 | 16 | 1 | 1 | 1 | - | - | - | - | - |
| 51 | Information | 31 | 164 | 676 | 7 | 4 | 2 | 1 | - | - | - | - | - | - |
| 52 | Finance & insurance | 91 | 539 | 2 215 | 22 | 15 | 5 | 2 | - | - | - | - | - | - |
| 53 | Real estate & rental & leasing | (A) | (D) | (D) | 1 | 1 | - | - | - | - | - | - | - | - |
| 54 | Professional, scientific & technical services | 53 | 323 | 1 119 | 13 | 11 | 1 | 1 | - | - | - | - | - | - |
| 56 | Admin, support, waste mgt, remediation services | 20 | 81 | 291 | 4 | 3 | - | 1 | - | - | - | - | - | - |
| 61 | Educational services | (B) | (D) | (D) | 2 | - | - | - | 2 | - | - | - | - | - |
| 62 | Health care and social assistance | 242 | 1 034 | 3 656 | 25 | 13 | 8 | 1 | 1 | 2 | - | - | - | - |
| 71 | Arts, entertainment & recreation | 4 | 6 | 47 | 3 | 3 | - | - | - | - | - | - | - | - |
| 72 | Accommodation & food services | 101 | 162 | 596 | 14 | 8 | 3 | 1 | 2 | - | - | - | - | - |
| 81 | Other services (except public administration) | 118 | 317 | 1 381 | 39 | 30 | 6 | 3 | - | - | - | - | - | - |
| 99 | Unclassified establishments | (A) | (D) | (D) | 2 | 2 | - | - | - | - | - | - | - | - |
| CARROLL | | | | | | | | | | | | | | |
| | Total | 812 | 3 194 | 13 774 | 119 | 81 | 22 | 8 | 3 | 5 | - | - | - | - |
| 11 | Forestry, fishing, hunting, and agriculture support | (B) | (D) | (D) | 8 | 5 | 3 | - | - | - | - | - | - | - |
| 21 | Mining | (B) | (D) | (D) | 2 | - | - | - | 2 | - | - | - | - | - |
| 22 | Utilities | (A) | (D) | (D) | 3 | 3 | - | - | - | - | - | - | - | - |
| 23 | Construction | 211 | 838 | 4 316 | 22 | 14 | 4 | 2 | - | 2 | - | - | - | - |
| 235 | Special trade contractors | 185 | 759 | 3 962 | 16 | 11 | 2 | 1 | - | 2 | - | - | - | - |
| 31-33 | Manufacturing | (C) | (D) | (D) | 4 | 2 | - | - | - | 2 | - | - | - | - |
| 42 | Wholesale trade | 59 | 391 | 1 676 | 13 | 8 | 2 | 3 | - | - | - | - | - | - |
| 44-45 | Retail trade | 158 | 326 | 1 385 | 24 | 15 | 6 | 2 | - | 1 | - | - | - | - |
| 48-49 | Transportation & warehousing | 9 | 43 | 191 | 5 | 5 | - | - | - | - | - | - | - | - |
| 52 | Finance & insurance | 12 | 64 | 262 | 3 | 1 | 2 | - | - | - | - | - | - | - |
| 54 | Professional, scientific & technical services | (A) | (D) | (D) | 3 | 3 | - | - | - | - | - | - | - | - |
| 55 | Management of companies & enterprises | (A) | (D) | (D) | 1 | - | 1 | - | - | - | - | - | - | - |
| 56 | Admin, support, waste mgt, remediation services | (A) | (D) | (D) | 3 | 3 | - | - | - | - | - | - | - | - |
| 61 | Educational services | (B) | (D) | (D) | 1 | - | - | - | 1 | - | - | - | - | - |
| 62 | Health care and social assistance | (A) | (D) | (D) | 3 | 1 | 2 | - | - | - | - | - | - | - |
| 71 | Arts, entertainment & recreation | (A) | (D) | (D) | 1 | 1 | - | - | - | - | - | - | - | - |
| 72 | Accommodation & food services | (A) | (D) | (D) | 6 | 6 | - | - | - | - | - | - | - | - |
| 81 | Other services (except public administration) | (B) | (D) | (D) | 15 | 12 | 2 | 1 | - | - | - | - | - | - |
| 95 | Auxiliaries (exc corporate, subsidiary & regional mgt) | (A) | (D) | (D) | 1 | 1 | - | - | - | - | - | - | - | - |
| 99 | Unclassified establishments | (A) | (D) | (D) | 1 | 1 | - | - | - | - | - | - | - | - |
| CHICKASAW | | | | | | | | | | | | | | |
| | Total | 7 406 | 39 126 | 161 012 | 413 | 221 | 82 | 50 | 37 | 9 | 9 | 4 | - | 1 |
| 11 | Forestry, fishing, hunting, and agriculture support | 18 | 83 | 284 | 4 | 2 | 2 | - | - | - | - | - | - | - |
| 22 | Utilities | (B) | (D) | (D) | 4 | 3 | - | - | 1 | - | - | - | - | - |
| 23 | Construction | 105 | 686 | 2 517 | 17 | 11 | 2 | 2 | 2 | - | - | - | - | - |

See footnotes at end of table.

Table 6. Counties—Employees, Payroll, and Establishments by Industry: 2000—Con.

[Excludes most government employees, railroad employees, and self-employed persons. Size class 1 to 4 includes establishments with payroll, but no employees, during mid-March pay period. (D) denotes figures withheld to avoid disclosing data for individual companies; the data are included in broader industry totals. Detailed industries with 100 or more employees are shown if industry was not a (D). For explanation of terms, abbreviations, and data reliability/comparability, see introductory text]

| NAICS code | Industry | Number of employees for week including March 12 | Payroll (\$1,000) | | Total number of establishments | Number of establishments by employment-size class | | | | | | | | | |
|-----------------------|--|---|-------------------|----------------|--------------------------------|---|-----------|-----------|-----------|----------|------------|------------|------------|---------------|--|
| | | | First quarter | Annual | | 1 to 4 | 5 to 9 | 10 to 19 | 20 to 49 | 50 to 99 | 100 to 249 | 250 to 499 | 500 to 999 | 1,000 or more | |
| CHICKASAW—Con. | | | | | | | | | | | | | | | |
| 31-33 | Manufacturing | 4 873 | 27 007 | 110 913 | 79 | 17 | 14 | 15 | 15 | 7 | 6 | 4 | — | 1 | |
| 315 | Apparel manufacturing | 146 | 506 | 2 144 | 4 | 1 | 1 | 1 | — | — | 1 | — | — | — | |
| 3152 | Cut & sew apparel mfg | (C) | (D) | (D) | 2 | 1 | — | — | — | — | 1 | — | — | — | |
| 31522 | Men's, boys' cut & sew apparel mfg | (C) | (D) | (D) | 1 | — | — | — | — | — | 1 | — | — | — | |
| 322 | Paper mfg | 279 | 1 821 | 6 958 | 4 | — | 1 | 1 | — | — | 2 | — | — | — | |
| 3222 | Converted paper product mfg | 279 | 1 821 | 6 958 | 4 | — | 1 | 1 | — | — | 2 | — | — | — | |
| 32221 | Paperboard container mfg | (E) | (D) | (D) | 2 | — | — | — | — | — | 2 | — | — | — | |
| 326 | Plastics & rubber products mfg | 270 | 1 109 | 6 320 | 7 | — | 1 | 2 | 3 | — | 1 | — | — | — | |
| 3261 | Plastics product mfg | (E) | (D) | (D) | 6 | — | — | 2 | 3 | — | 1 | — | — | — | |
| 32615 | Foam product (exc polystyrene) mfg | 180 | 784 | 5 063 | 3 | — | — | 1 | 1 | — | 1 | — | — | — | |
| 326150 | Foam product (exc polystyrene) mfg | 180 | 784 | 5 063 | 3 | — | — | 1 | 1 | — | 1 | — | — | — | |
| 332 | Fabricated metal product mfg | (C) | (D) | (D) | 3 | — | 1 | — | — | 2 | — | — | — | — | |
| 335 | Electrical equip, appliance & component mfg | (E) | (D) | (D) | 1 | — | — | — | — | — | — | 1 | — | — | |
| 3359 | Other electrical equipment & component mfg | (E) | (D) | (D) | 1 | — | — | — | — | — | — | 1 | — | — | |
| 33592 | Communication & energy wire & cable mfg | (E) | (D) | (D) | 1 | — | — | — | — | — | — | 1 | — | — | |
| 337 | Furniture & related product mfg | 3 441 | 20 066 | 78 138 | 38 | 7 | 7 | 3 | 10 | 5 | 2 | 3 | — | 1 | |
| 3371 | HH & institutional furniture & kitchen cabinet mfg | 3 308 | 19 570 | 76 236 | 30 | 5 | 4 | 3 | 8 | 4 | 2 | 3 | — | 1 | |
| 33712 | Household & institutional furniture mfg | (H) | (D) | (D) | 28 | 4 | 4 | 3 | 7 | 4 | 2 | 3 | — | 1 | |
| 337121 | Upholstered household furniture mfg | 3 265 | 19 470 | 75 858 | 26 | 3 | 3 | 3 | 7 | 4 | 2 | 3 | — | 1 | |
| 42 | Wholesale trade | 415 | 2 029 | 8 477 | 27 | 16 | 3 | 5 | 2 | — | 1 | — | — | — | |
| 421 | Wholesale trade, durable goods | 343 | 1 809 | 7 461 | 16 | 10 | 1 | 2 | 2 | — | 1 | — | — | — | |
| 4212 | Furniture & home furnishing whsle | (E) | (D) | (D) | 6 | 4 | — | — | 1 | — | 1 | — | — | — | |
| 42122 | Home furnishing whsle | (C) | (D) | (D) | 3 | 2 | — | — | — | — | 1 | — | — | — | |
| 44-45 | Retail trade | 706 | 2 735 | 10 596 | 88 | 48 | 20 | 11 | 8 | — | 1 | — | — | — | |
| 445 | Food & beverage stores | 200 | 537 | 2 108 | 13 | 4 | 2 | 1 | 6 | — | — | — | — | — | |
| 4451 | Grocery stores | (C) | (D) | (D) | 11 | 3 | 2 | 1 | 5 | — | — | — | — | — | |
| 44511 | Grocery (except convenience) stores | 143 | 413 | 1 651 | 8 | 2 | 1 | 1 | 4 | — | — | — | — | — | |
| 445110 | Grocery (except convenience) stores | 143 | 413 | 1 651 | 8 | 2 | 1 | 1 | 4 | — | — | — | — | — | |
| 452 | General merchandise stores | 143 | 457 | 1 809 | 7 | 3 | 1 | 2 | — | — | 1 | — | — | — | |
| 4521 | Department stores | (C) | (D) | (D) | 1 | — | — | — | — | — | 1 | — | — | — | |
| 45211 | Department stores | (C) | (D) | (D) | 1 | — | — | — | — | — | 1 | — | — | — | |
| 48-49 | Transportation & warehousing | 201 | 1 391 | 6 031 | 22 | 14 | 4 | 1 | 2 | 1 | — | — | — | — | |
| 484 | Truck transportation | (C) | (D) | (D) | 19 | 12 | 4 | — | 2 | 1 | — | — | — | — | |
| 4841 | General freight trucking | 154 | 1 088 | 4 854 | 15 | 9 | 4 | — | 1 | 1 | — | — | — | — | |
| 48412 | General freight trucking, long-distance | 142 | 1 020 | 4 631 | 12 | 7 | 3 | — | 1 | 1 | — | — | — | — | |
| 51 | Information | (B) | (D) | (D) | 5 | 3 | 1 | 1 | — | — | — | — | — | — | |
| 52 | Finance & insurance | 102 | 585 | 2 724 | 21 | 13 | 4 | 4 | — | — | — | — | — | — | |
| 53 | Real estate & rental & leasing | 67 | 302 | 1 106 | 16 | 9 | 6 | 1 | — | — | — | — | — | — | |
| 54 | Professional, scientific & technical services | 56 | 230 | 952 | 16 | 12 | 3 | 1 | — | — | — | — | — | — | |
| 56 | Admin, support, waste mgt, remediation services | 139 | 481 | 2 487 | 9 | 4 | 2 | 2 | — | 1 | — | — | — | — | |
| 561 | Administrative & support services | (C) | (D) | (D) | 7 | 4 | — | 2 | — | 1 | — | — | — | — | |
| 61 | Educational services | (B) | (D) | (D) | 5 | 3 | — | 1 | 1 | — | — | — | — | — | |
| 62 | Health care and social assistance | 276 | 2 241 | 9 332 | 29 | 15 | 9 | 3 | 1 | — | 1 | — | — | — | |
| 622 | Hospitals | (C) | (D) | (D) | 1 | — | — | — | — | — | 1 | — | — | — | |
| 6221 | General medical & surgical hospitals | (C) | (D) | (D) | 1 | — | — | — | — | — | 1 | — | — | — | |
| 62211 | General medical & surgical hospitals | (C) | (D) | (D) | 1 | — | — | — | — | — | 1 | — | — | — | |
| 71 | Arts, entertainment & recreation | 7 | 11 | 65 | 4 | 3 | 1 | — | — | — | — | — | — | — | |
| 72 | Accommodation & food services | 194 | 376 | 1 597 | 22 | 11 | 5 | 2 | 4 | — | — | — | — | — | |
| 722 | Food services & drinking places | 189 | 354 | 1 469 | 19 | 8 | 5 | 2 | 4 | — | — | — | — | — | |
| 7222 | Limited-service eating places | 155 | 311 | 1 292 | 10 | 3 | 1 | 2 | 4 | — | — | — | — | — | |
| 72221 | Limited-service eating places | 155 | 311 | 1 292 | 10 | 3 | 1 | 2 | 4 | — | — | — | — | — | |
| 81 | Other services (except public administration) | 133 | 374 | 1 484 | 40 | 32 | 6 | 1 | 1 | — | — | — | — | — | |
| 813 | Religious, grantmaking, civic, prof & like organizations | 101 | 220 | 909 | 22 | 14 | 6 | 1 | 1 | — | — | — | — | — | |
| 99 | Unclassified establishments | 4 | 16 | 111 | 5 | 5 | — | — | — | — | — | — | — | — | |

See footnotes at end of table.

Table 6. Counties—Employees, Payroll, and Establishments by Industry: 2000—Con.

[Excludes most government employees, railroad employees, and self-employed persons. Size class 1 to 4 includes establishments with payroll, but no employees, during mid-March pay period. (D) denotes figures withheld to avoid disclosing data for individual companies; the data are included in broader industry totals. Detailed industries with 100 or more employees are shown if industry was not a (D). For explanation of terms, abbreviations, and data reliability/comparability, see introductory text]

| NAICS code | Industry | Number of employees for week including March 12 | Payroll (\$1,000) | | Total number of establishments | Number of establishments by employment-size class | | | | | | | | |
|------------------|---|---|-------------------|---------------|--------------------------------|---|-----------|-----------|----------|----------|------------|------------|------------|---------------|
| | | | First quarter | Annual | | 1 to 4 | 5 to 9 | 10 to 19 | 20 to 49 | 50 to 99 | 100 to 249 | 250 to 499 | 500 to 999 | 1,000 or more |
| CHOCTAW | | | | | | | | | | | | | | |
| | Total | 1 407 | 9 569 | 34 456 | 135 | 79 | 29 | 14 | 6 | 3 | 4 | | | |
| 11 | Forestry, fishing, hunting, and agriculture support | 69 | 357 | 1 441 | 14 | 7 | 6 | 1 | | | | | | |
| 21 | Mining | (B) | (D) | (D) | 2 | | | | 1 | 1 | | | | |
| 22 | Utilities | (B) | (D) | (D) | 4 | 2 | | 1 | 1 | | | | | |
| 23 | Construction | 105 | 1 147 | 2 604 | 9 | 4 | 3 | | 1 | 1 | | | | |
| 31-33 | Manufacturing | 437 | 3 173 | 11 044 | 8 | | 2 | 2 | 1 | 1 | 2 | | | |
| 321 | Wood product mfg | 201 | 1 581 | 5 640 | 4 | | 1 | 1 | 1 | | 1 | | | |
| 3211 | Sawmills & wood preservation | (C) | (D) | (D) | 2 | | | | 1 | | 1 | | | |
| 32111 | Sawmills & wood preservation | (C) | (D) | (D) | 2 | | | | 1 | | 1 | | | |
| 332 | Fabricated metal product mfg | (C) | (D) | (D) | 1 | | | | | | 1 | | | |
| 3329 | Other fabricated metal product mfg | (C) | (D) | (D) | 1 | | | | | | 1 | | | |
| 33291 | Metal valve mfg | (C) | (D) | (D) | 1 | | | | | | 1 | | | |
| 42 | Wholesale trade | 40 | 186 | 796 | 6 | 3 | | 3 | | | | | | |
| 44-45 | Retail trade | 147 | 550 | 2 419 | 27 | 16 | 7 | 3 | 1 | | | | | |
| 48-49 | Transportation & warehousing | 25 | 122 | 387 | 5 | 4 | | 1 | | | | | | |
| 51 | Information | 30 | 171 | 764 | 5 | 3 | 1 | 1 | | | | | | |
| 52 | Finance & insurance | 30 | 174 | 824 | 9 | 7 | 1 | 1 | | | | | | |
| 53 | Real estate & rental & leasing | (A) | (D) | (D) | 1 | | 1 | | | | | | | |
| 54 | Professional, scientific & technical services | 9 | 34 | 166 | 6 | 6 | | | | | | | | |
| 56 | Admin, support, waste mgt, remediation services | (A) | (D) | (D) | 1 | 1 | | | | | | | | |
| 61 | Educational services | (C) | (D) | (D) | 1 | | | | | | 1 | | | |
| 611 | Educational services | (C) | (D) | (D) | 1 | | | | | | 1 | | | |
| 6111 | Elementary & secondary schools | (C) | (D) | (D) | 1 | | | | | | 1 | | | |
| 61111 | Elementary & secondary schools | (C) | (D) | (D) | 1 | | | | | | 1 | | | |
| 62 | Health care and social assistance | 157 | 888 | 3 482 | 10 | 6 | 3 | | | | 1 | | | |
| 622 | Hospitals | (C) | (D) | (D) | 1 | | | | | | 1 | | | |
| 6221 | General medical & surgical hospitals | (C) | (D) | (D) | 1 | | | | | | 1 | | | |
| 62211 | General medical & surgical hospitals | (C) | (D) | (D) | 1 | | | | | | 1 | | | |
| 72 | Accommodation & food services | 52 | 81 | 340 | 6 | 2 | 2 | 1 | 1 | | | | | |
| 81 | Other services (except public administration) | 49 | 168 | 719 | 20 | 17 | 3 | | | | | | | |
| 99 | Unclassified establishments | (A) | (D) | (D) | 1 | 1 | | | | | | | | |
| CLAIBORNE | | | | | | | | | | | | | | |
| | Total | 2 398 | 22 447 | 80 562 | 152 | 87 | 28 | 20 | 5 | 9 | 2 | | 1 | |
| 11 | Forestry, fishing, hunting, and agriculture support | 93 | 388 | 1 519 | 9 | 3 | 4 | 1 | | 1 | | | | |
| 22 | Utilities | (F) | (D) | (D) | 8 | 3 | 3 | 1 | | | | | 1 | |
| 221 | Utilities | (F) | (D) | (D) | 8 | 3 | 3 | 1 | | | | | 1 | |
| 2211 | Elec pwr generation, transmsn & distribution | (F) | (D) | (D) | 3 | 1 | | 1 | | | | | 1 | |
| 22111 | Electric power generation | (F) | (D) | (D) | 2 | 1 | | | | | | | 1 | |
| 23 | Construction | (A) | (D) | (D) | 8 | 8 | | | | | | | | |
| 31-33 | Manufacturing | 581 | 3 147 | 12 634 | 9 | 1 | | 2 | | 4 | 2 | | | |
| 321 | Wood product mfg | 381 | 2 128 | 8 668 | 5 | | | 1 | | 3 | 1 | | | |
| 3211 | Sawmills & wood preservation | (C) | (D) | (D) | 2 | | | | | 2 | | | | |
| 32111 | Sawmills & wood preservation | (C) | (D) | (D) | 2 | | | | | 2 | | | | |
| 3219 | Other wood product mfg | (C) | (D) | (D) | 3 | | | 1 | | 1 | 1 | | | |
| 32191 | Millwork | (C) | (D) | (D) | 3 | | | 1 | | 1 | 1 | | | |
| 326 | Plastics & rubber products mfg | (C) | (D) | (D) | 1 | | | | | | 1 | | | |
| 3261 | Plastics product mfg | (C) | (D) | (D) | 1 | | | | | | 1 | | | |
| 32619 | Other plastics product mfg | (C) | (D) | (D) | 1 | | | | | | 1 | | | |
| 42 | Wholesale trade | (A) | (D) | (D) | 1 | 1 | | | | | | | | |
| 44-45 | Retail trade | 257 | 825 | 3 339 | 34 | 16 | 11 | 5 | 1 | 1 | | | | |
| 48-49 | Transportation & warehousing | (B) | (D) | (D) | 7 | 3 | 3 | 1 | | | | | | |
| 51 | Information | (B) | (D) | (D) | 6 | 4 | 1 | | 1 | | | | | |
| 52 | Finance & insurance | 65 | 375 | 1 740 | 10 | 8 | | 1 | 1 | | | | | |
| 53 | Real estate & rental & leasing | (A) | (D) | (D) | 2 | 1 | 1 | | | | | | | |
| 54 | Professional, scientific & technical services | (B) | (D) | (D) | 9 | 9 | | | | | | | | |
| 56 | Admin, support, waste mgt, remediation services | (B) | (D) | (D) | 4 | 3 | | | | 1 | | | | |
| 61 | Educational services | 102 | 337 | 1 345 | 3 | | | 1 | 2 | | | | | |
| 611 | Educational services | 102 | 337 | 1 345 | 3 | | | 1 | 2 | | | | | |
| 6111 | Elementary & secondary schools | 102 | 337 | 1 345 | 3 | | | 1 | 2 | | | | | |
| 61111 | Elementary & secondary schools | 102 | 337 | 1 345 | 3 | | | 1 | 2 | | | | | |
| 611110 | Elementary & secondary schools | 102 | 337 | 1 345 | 3 | | | 1 | 2 | | | | | |

See footnotes at end of table.

Table 6. Counties—Employees, Payroll, and Establishments by Industry: 2000—Con.

[Excludes most government employees, railroad employees, and self-employed persons. Size class 1 to 4 includes establishments with payroll, but no employees, during mid-March pay period. (D) denotes figures withheld to avoid disclosing data for individual companies; the data are included in broader industry totals. Detailed industries with 100 or more employees are shown if industry was not a (D). For explanation of terms, abbreviations, and data reliability/comparability, see introductory text]

| NAICS code | Industry | Number of employees for week including March 12 | Payroll (\$1,000) | | Total number of establishments | Number of establishments by employment-size class | | | | | | | | |
|-----------------------|---|---|-------------------|---------------|--------------------------------|---|-----------|-----------|-----------|----------|------------|------------|------------|---------------|
| | | | First quarter | Annual | | 1 to 4 | 5 to 9 | 10 to 19 | 20 to 49 | 50 to 99 | 100 to 249 | 250 to 499 | 500 to 999 | 1,000 or more |
| CLAIBORNE—Con. | | | | | | | | | | | | | | |
| 62 | Health care and social assistance | 248 | 1 203 | 4 814 | 16 | 7 | 2 | 5 | — | 2 | — | — | — | — |
| 71 | Arts, entertainment & recreation | (A) | (D) | (D) | 2 | 2 | — | — | — | — | — | — | — | — |
| 72 | Accommodation & food services | 44 | 86 | 364 | 7 | 4 | 1 | 2 | — | — | — | — | — | — |
| 81 | Other services (except public administration) | 35 | 65 | 251 | 13 | 10 | 2 | 1 | — | — | — | — | — | — |
| 99 | Unclassified establishments | (A) | (D) | (D) | 4 | 4 | — | — | — | — | — | — | — | — |
| CLARKE | | | | | | | | | | | | | | |
| | Total | 3 744 | 19 115 | 77 799 | 312 | 189 | 74 | 26 | 11 | 3 | 7 | 1 | 1 | — |
| 11 | Forestry, fishing, hunting, and agriculture support | 168 | 958 | 3 633 | 25 | 12 | 8 | 3 | 2 | — | — | — | — | — |
| 113 | Forestry and logging | (C) | (D) | (D) | 20 | 8 | 7 | 3 | 2 | — | — | — | — | — |
| 1133 | Logging | 151 | 863 | 3 270 | 19 | 7 | 7 | 3 | 2 | — | — | — | — | — |
| 11331 | Logging | 151 | 863 | 3 270 | 19 | 7 | 7 | 3 | 2 | — | — | — | — | — |
| 113310 | Logging | 151 | 863 | 3 270 | 19 | 7 | 7 | 3 | 2 | — | — | — | — | — |
| 21 | Mining | 24 | 171 | 888 | 8 | 5 | 3 | — | — | — | — | — | — | — |
| 22 | Utilities | (B) | (D) | (D) | 5 | 3 | 1 | 1 | — | — | — | — | — | — |
| 23 | Construction | 69 | 232 | 1 104 | 21 | 14 | 5 | 2 | — | — | — | — | — | — |
| 31-33 | Manufacturing | 1 954 | 11 246 | 46 996 | 22 | 6 | 4 | 2 | 2 | 2 | 4 | 1 | 1 | — |
| 313 | Textile mills | (F) | (D) | (D) | 2 | — | 1 | — | — | — | — | — | 1 | — |
| 3132 | Fabric mills | (F) | (D) | (D) | 1 | — | — | — | — | — | — | — | 1 | — |
| 31321 | Broadwoven fabric mills | (F) | (D) | (D) | 1 | — | — | — | — | — | — | — | 1 | — |
| 315 | Apparel manufacturing | (E) | (D) | (D) | 2 | — | 1 | — | — | — | — | 1 | — | — |
| 3152 | Cut & sew apparel mfg | (E) | (D) | (D) | 2 | — | 1 | — | — | — | — | 1 | — | — |
| 31522 | Men's, boys' cut & sew apparel mfg | (E) | (D) | (D) | 1 | — | — | — | — | — | — | 1 | — | — |
| 321 | Wood product mfg | 348 | 1 998 | 7 401 | 6 | — | 1 | — | 2 | 2 | 1 | — | — | — |
| 3211 | Sawmills & wood preservation | (C) | (D) | (D) | 4 | — | 1 | — | 1 | 1 | 1 | — | — | — |
| 32111 | Sawmills & wood preservation | (C) | (D) | (D) | 4 | — | 1 | — | 1 | 1 | 1 | — | — | — |
| 3219 | Other wood product mfg | (C) | (D) | (D) | 2 | — | — | — | 1 | 1 | — | — | — | — |
| 32191 | Millwork | (C) | (D) | (D) | 2 | — | — | — | 1 | 1 | — | — | — | — |
| 322 | Paper mfg | (C) | (D) | (D) | 3 | 1 | — | 1 | — | — | 1 | — | — | — |
| 3222 | Converted paper product mfg | (C) | (D) | (D) | 2 | — | — | 1 | — | — | 1 | — | — | — |
| 32221 | Paperboard container mfg | (C) | (D) | (D) | 1 | — | — | — | — | — | 1 | — | — | — |
| 326 | Plastics & rubber products mfg | (C) | (D) | (D) | 1 | — | — | — | — | — | 1 | — | — | — |
| 3261 | Plastics product mfg | (C) | (D) | (D) | 1 | — | — | — | — | — | 1 | — | — | — |
| 32619 | Other plastics product mfg | (C) | (D) | (D) | 1 | — | — | — | — | — | 1 | — | — | — |
| 332 | Fabricated metal product mfg | (C) | (D) | (D) | 2 | — | — | 1 | — | — | 1 | — | — | — |
| 3323 | Architectural & structural metals mfg | (C) | (D) | (D) | 2 | — | — | 1 | — | — | 1 | — | — | — |
| 33232 | Ornamental & architectural metal prod mfg | (C) | (D) | (D) | 1 | — | — | — | — | — | 1 | — | — | — |
| 42 | Wholesale trade | 160 | 780 | 2 961 | 19 | 15 | — | 1 | 3 | — | — | — | — | — |
| 421 | Wholesale trade, durable goods | (C) | (D) | (D) | 14 | 11 | — | 1 | 2 | — | — | — | — | — |
| 44-45 | Retail trade | 282 | 988 | 3 981 | 56 | 34 | 18 | 2 | 1 | 1 | — | — | — | — |
| 445 | Food & beverage stores | 109 | 362 | 1 434 | 10 | 5 | 3 | — | 1 | 1 | — | — | — | — |
| 4451 | Grocery stores | (C) | (D) | (D) | 8 | 3 | 3 | — | 1 | 1 | — | — | — | — |
| 48-49 | Transportation & warehousing | 72 | 493 | 2 125 | 17 | 11 | 3 | 3 | — | — | — | — | — | — |
| 51 | Information | 35 | 203 | 783 | 6 | 3 | 1 | 2 | — | — | — | — | — | — |
| 52 | Finance & insurance | 112 | 792 | 2 925 | 21 | 12 | 7 | 1 | 1 | — | — | — | — | — |
| 53 | Real estate & rental & leasing | 11 | 36 | 127 | 7 | 7 | — | — | — | — | — | — | — | — |
| 54 | Professional, scientific & technical services | 31 | 82 | 277 | 14 | 12 | 2 | — | — | — | — | — | — | — |
| 56 | Admin, support, waste mgt, remediation services | (A) | (D) | (D) | 4 | 3 | — | 1 | — | — | — | — | — | — |
| 61 | Educational services | (C) | (D) | (D) | 2 | 1 | — | — | — | — | 1 | — | — | — |
| 611 | Educational services | (C) | (D) | (D) | 2 | 1 | — | — | — | — | 1 | — | — | — |
| 6111 | Elementary & secondary schools | (C) | (D) | (D) | 2 | 1 | — | — | — | — | 1 | — | — | — |
| 61111 | Elementary & secondary schools | (C) | (D) | (D) | 2 | 1 | — | — | — | — | 1 | — | — | — |
| 62 | Health care and social assistance | 336 | 1 604 | 6 563 | 17 | 6 | 7 | 1 | 1 | — | 2 | — | — | — |
| 621 | Ambulatory health care services | 178 | 827 | 3 533 | 10 | 3 | 4 | 1 | 1 | — | 1 | — | — | — |
| 6216 | Home health care services | (C) | (D) | (D) | 1 | — | — | — | — | — | 1 | — | — | — |
| 62161 | Home health care services | (C) | (D) | (D) | 1 | — | — | — | — | — | 1 | — | — | — |
| 622 | Hospitals | (C) | (D) | (D) | 1 | — | — | — | — | — | 1 | — | — | — |
| 6221 | General medical & surgical hospitals | (C) | (D) | (D) | 1 | — | — | — | — | — | 1 | — | — | — |
| 62211 | General medical & surgical hospitals | (C) | (D) | (D) | 1 | — | — | — | — | — | 1 | — | — | — |
| 71 | Arts, entertainment & recreation | (A) | (D) | (D) | 1 | 1 | — | — | — | — | — | — | — | — |
| 72 | Accommodation & food services | 156 | 310 | 1 258 | 15 | 3 | 6 | 5 | 1 | — | — | — | — | — |
| 722 | Food services & drinking places | (C) | (D) | (D) | 13 | 2 | 5 | 5 | 1 | — | — | — | — | — |
| 7222 | Limited-service eating places | 113 | 224 | 921 | 9 | 2 | 2 | 4 | 1 | — | — | — | — | — |
| 72221 | Limited-service eating places | 113 | 224 | 921 | 9 | 2 | 2 | 4 | 1 | — | — | — | — | — |
| 722211 | Limited-service restaurants | 113 | 224 | 921 | 9 | 2 | 2 | 4 | 1 | — | — | — | — | — |

See footnotes at end of table.

Table 6. Counties—Employees, Payroll, and Establishments by Industry: 2000—Con.

[Excludes most government employees, railroad employees, and self-employed persons. Size class 1 to 4 includes establishments with payroll, but no employees, during mid-March pay period. (D) denotes figures withheld to avoid disclosing data for individual companies; the data are included in broader industry totals. Detailed industries with 100 or more employees are shown if industry was not a (D). For explanation of terms, abbreviations, and data reliability/comparability, see introductory text]

| NAICS code | Industry | Number of employees for week including March 12 | Payroll (\$1,000) | | Total number of establishments | Number of establishments by employment-size class | | | | | | | | |
|--------------------|---|---|-------------------|---------|--------------------------------|---|--------|----------|----------|----------|------------|------------|------------|---------------|
| | | | First quarter | Annual | | 1 to 4 | 5 to 9 | 10 to 19 | 20 to 49 | 50 to 99 | 100 to 249 | 250 to 499 | 500 to 999 | 1,000 or more |
| CLARKE—Con. | | | | | | | | | | | | | | |
| 81 | Other services (except public administration) | 155 | 431 | 1 650 | 48 | 38 | 8 | 2 | - | - | - | - | - | - |
| 813 | Religious, grantmaking, civic, prof & like organizations | 105 | 232 | 888 | 31 | 24 | 5 | 2 | - | - | - | - | - | - |
| 95 | Auxiliaries (exc corporate, subsidiary & regional mgt) | (A) | (D) | (D) | 2 | 1 | 1 | - | - | - | - | - | - | - |
| 99 | Unclassified establishments | (A) | (D) | (D) | 2 | 2 | - | - | - | - | - | - | - | - |
| CLAY | | | | | | | | | | | | | | |
| | Total | 7 985 | 51 513 | 205 062 | 419 | 217 | 108 | 35 | 41 | 6 | 7 | 3 | 1 | 1 |
| 11 | Forestry, fishing, hunting, and agriculture support | (A) | (D) | (D) | 4 | 4 | - | - | - | - | - | - | - | - |
| 22 | Utilities | (B) | (D) | (D) | 4 | 1 | 1 | 2 | - | - | - | - | - | - |
| 23 | Construction | 167 | 677 | 2 844 | 37 | 23 | 10 | 3 | 1 | - | - | - | - | - |
| 31-33 | Manufacturing | 3 872 | 30 786 | 121 314 | 24 | 7 | 3 | 1 | 7 | 2 | - | 2 | 1 | 1 |
| 311 | Food mfg | (G) | (D) | (D) | 2 | 1 | - | - | - | - | - | - | - | 1 |
| 3116 | Animal slaughtering & processing | (G) | (D) | (D) | 2 | 1 | - | - | - | - | - | - | - | 1 |
| 31161 | Animal slaughtering & processing | (G) | (D) | (D) | 2 | 1 | - | - | - | - | - | - | - | 1 |
| 314 | Textile product mills | (E) | (D) | (D) | 1 | - | - | - | - | - | - | 1 | - | - |
| 3141 | Textile furnishings mills | (E) | (D) | (D) | 1 | - | - | - | - | - | - | 1 | - | - |
| 31412 | Curtain & linen mills | (E) | (D) | (D) | 1 | - | - | - | - | - | - | 1 | - | - |
| 332 | Fabricated metal product mfg | (F) | (D) | (D) | 5 | 1 | - | - | 2 | 1 | - | - | 1 | - |
| 3323 | Architectural & structural metals mfg | (C) | (D) | (D) | 2 | - | - | - | 1 | 1 | - | - | - | - |
| 33231 | Plate work & fabricated structural prod mfg ... | (C) | (D) | (D) | 2 | - | - | - | 1 | 1 | - | - | - | - |
| 3324 | Boiler, tank & shipping container mfg | (F) | (D) | (D) | 1 | - | - | - | - | - | - | - | 1 | - |
| 33241 | Power boiler & heat exchanger mfg | (F) | (D) | (D) | 1 | - | - | - | - | - | - | - | 1 | - |
| 339 | Miscellaneous mfg | (E) | (D) | (D) | 2 | - | - | - | 1 | - | - | 1 | - | - |
| 3399 | Other miscellaneous mfg | (E) | (D) | (D) | 2 | - | - | - | 1 | - | - | 1 | - | - |
| 33993 | Doll, toy & game mfg | (E) | (D) | (D) | 1 | - | - | - | - | - | - | 1 | - | - |
| 42 | Wholesale trade | 440 | 3 713 | 14 215 | 21 | 9 | 3 | 3 | 4 | - | 2 | - | - | - |
| 422 | Wholesale trade, nondurable goods | 367 | 3 332 | 12 825 | 13 | 6 | 1 | 1 | 3 | - | 2 | - | - | - |
| 4223 | Apparel, piece goods & notions whlse | (C) | (D) | (D) | 1 | - | - | - | - | - | 1 | - | - | - |
| 42232 | Men's & boys' clothing & furnishings whlse ... | (C) | (D) | (D) | 1 | - | - | - | - | - | 1 | - | - | - |
| 4224 | Grocery & related product whlse | (C) | (D) | (D) | 3 | 2 | - | - | - | - | 1 | - | - | - |
| 42247 | Meat & meat product whlse | (C) | (D) | (D) | 2 | 1 | - | - | - | - | 1 | - | - | - |
| 44-45 | Retail trade | 731 | 2 383 | 9 917 | 87 | 41 | 29 | 8 | 8 | - | 1 | - | - | - |
| 445 | Food & beverage stores | 169 | 465 | 1 946 | 15 | 9 | 2 | - | 4 | - | - | - | - | - |
| 4451 | Grocery stores | (C) | (D) | (D) | 13 | 7 | 2 | - | 4 | - | - | - | - | - |
| 44511 | Grocery (except convenience) stores | 159 | 446 | 1 800 | 11 | 6 | 1 | - | 4 | - | - | - | - | - |
| 445110 | Grocery (except convenience) stores | 159 | 446 | 1 800 | 11 | 6 | 1 | - | 4 | - | - | - | - | - |
| 447 | Gasoline stations | 100 | 296 | 1 260 | 15 | 5 | 7 | 2 | 1 | - | - | - | - | - |
| 4471 | Gasoline stations | 100 | 296 | 1 260 | 15 | 5 | 7 | 2 | 1 | - | - | - | - | - |
| 452 | General merchandise stores | 151 | 437 | 1 906 | 7 | 2 | 2 | 2 | - | - | 1 | - | - | - |
| 4521 | Department stores | (C) | (D) | (D) | 1 | - | - | - | - | - | 1 | - | - | - |
| 45211 | Department stores | (C) | (D) | (D) | 1 | - | - | - | - | - | 1 | - | - | - |
| 48-49 | Transportation & warehousing | (E) | (D) | (D) | 15 | 10 | 3 | - | 1 | - | 1 | - | - | - |
| 484 | Truck transportation | (E) | (D) | (D) | 13 | 9 | 2 | - | 1 | - | 1 | - | - | - |
| 4841 | General freight trucking | (C) | (D) | (D) | 9 | 6 | 2 | - | - | - | 1 | - | - | - |
| 48412 | General freight trucking, long-distance | (C) | (D) | (D) | 5 | 3 | 1 | - | - | - | 1 | - | - | - |
| 51 | Information | 68 | 285 | 1 032 | 5 | 1 | 2 | 1 | 1 | - | - | - | - | - |
| 52 | Finance & insurance | 138 | 866 | 3 582 | 31 | 20 | 8 | 3 | - | - | - | - | - | - |
| 522 | Credit intermediation & related activities | 117 | 687 | 2 810 | 22 | 13 | 6 | 3 | - | - | - | - | - | - |
| 53 | Real estate & rental & leasing | (B) | (D) | (D) | 12 | 9 | 3 | - | - | - | - | - | - | - |
| 54 | Professional, scientific & technical services | 133 | 769 | 3 470 | 22 | 13 | 6 | 1 | 2 | - | - | - | - | - |
| 541 | Professional, scientific & technical services | 133 | 769 | 3 470 | 22 | 13 | 6 | 1 | 2 | - | - | - | - | - |
| 55 | Management of companies & enterprises | (B) | (D) | (D) | 2 | 1 | - | - | 1 | - | - | - | - | - |
| 56 | Admin, support, waste mgt, remediation services | (B) | (D) | (D) | 12 | 10 | 2 | - | - | - | - | - | - | - |
| 61 | Educational services | 152 | 812 | 3 362 | 4 | 2 | - | - | - | 2 | - | - | - | - |
| 611 | Educational services | 152 | 812 | 3 362 | 4 | 2 | - | - | - | 2 | - | - | - | - |
| 62 | Health care and social assistance | 584 | 3 138 | 14 134 | 34 | 12 | 16 | 3 | - | 1 | 1 | 1 | - | - |
| 622 | Hospitals | (E) | (D) | (D) | 1 | - | - | - | - | - | - | 1 | - | - |
| 6221 | General medical & surgical hospitals | (E) | (D) | (D) | 1 | - | - | - | - | - | - | 1 | - | - |
| 62211 | General medical & surgical hospitals | (E) | (D) | (D) | 1 | - | - | - | - | - | - | 1 | - | - |
| 623 | Nursing & residential care facilities | (C) | (D) | (D) | 3 | - | 1 | - | - | 1 | 1 | - | - | - |
| 6231 | Nursing care facilities | (C) | (D) | (D) | 2 | - | - | - | - | 1 | 1 | - | - | - |
| 62311 | Nursing care facilities | (C) | (D) | (D) | 2 | - | - | - | - | 1 | 1 | - | - | - |

See footnotes at end of table.

Table 6. Counties—Employees, Payroll, and Establishments by Industry: 2000—Con.

[Excludes most government employees, railroad employees, and self-employed persons. Size class 1 to 4 includes establishments with payroll, but no employees, during mid-March pay period. (D) denotes figures withheld to avoid disclosing data for individual companies; the data are included in broader industry totals. Detailed industries with 100 or more employees are shown if industry was not a (D). For explanation of terms, abbreviations, and data reliability/comparability, see introductory text]

| NAICS code | Industry | Number of employees for week including March 12 | Payroll (\$1,000) | | Total number of establishments | Number of establishments by employment-size class | | | | | | | | | |
|------------------|--|---|-------------------|----------------|--------------------------------|---|------------|-----------|-----------|-----------|------------|------------|------------|---------------|--|
| | | | First quarter | Annual | | 1 to 4 | 5 to 9 | 10 to 19 | 20 to 49 | 50 to 99 | 100 to 249 | 250 to 499 | 500 to 999 | 1,000 or more | |
| CLAY—Con. | | | | | | | | | | | | | | | |
| 71 | Arts, entertainment & recreation | (C) | (D) | (D) | 5 | 3 | 1 | — | — | — | 1 | — | — | — | |
| 713 | Amusement, gambling & recreation industries | (C) | (D) | (D) | 4 | 2 | 1 | — | — | — | 1 | — | — | — | |
| 7139 | Other amusement & recreation industries | (C) | (D) | (D) | 4 | 2 | 1 | — | — | — | 1 | — | — | — | |
| 71399 | All other amusement & recreation industries .. | (C) | (D) | (D) | 2 | 1 | — | — | — | — | 1 | — | — | — | |
| 72 | Accommodation & food services | 714 | 2 983 | 10 323 | 37 | 12 | 8 | 5 | 11 | — | 1 | — | — | — | |
| 722 | Food services & drinking places | 660 | 2 905 | 9 982 | 32 | 9 | 8 | 5 | 9 | — | 1 | — | — | — | |
| 7221 | Full-service restaurants | 390 | 2 315 | 7 535 | 13 | 4 | 4 | 1 | 3 | — | 1 | — | — | — | |
| 72211 | Full-service restaurants | 390 | 2 315 | 7 535 | 13 | 4 | 4 | 1 | 3 | — | 1 | — | — | — | |
| 722110 | Full-service restaurants | 390 | 2 315 | 7 535 | 13 | 4 | 4 | 1 | 3 | — | 1 | — | — | — | |
| 7222 | Limited-service eating places | (E) | (D) | (D) | 17 | 4 | 4 | 3 | 6 | — | — | — | — | — | |
| 72221 | Limited-service eating places | (E) | (D) | (D) | 17 | 4 | 4 | 3 | 6 | — | — | — | — | — | |
| 722211 | Limited-service restaurants | 236 | 518 | 2 166 | 14 | 3 | 3 | 2 | 6 | — | — | — | — | — | |
| 81 | Other services (except public administration) | 425 | 1 384 | 5 399 | 59 | 35 | 13 | 5 | 5 | 1 | — | — | — | — | |
| 811 | Repair & maintenance | 126 | 687 | 2 537 | 18 | 10 | 4 | 3 | 1 | — | — | — | — | — | |
| 813 | Religious, grantmaking, civic, prof & like organizations | 270 | 623 | 2 552 | 34 | 21 | 7 | 1 | 4 | 1 | — | — | — | — | |
| 8131 | Religious organizations | 222 | 523 | 2 160 | 24 | 14 | 6 | — | 3 | 1 | — | — | — | — | |
| 81311 | Religious organizations | 222 | 523 | 2 160 | 24 | 14 | 6 | — | 3 | 1 | — | — | — | — | |
| 813110 | Religious organizations | 222 | 523 | 2 160 | 24 | 14 | 6 | — | 3 | 1 | — | — | — | — | |
| 99 | Unclassified establishments | (A) | (D) | (D) | 4 | 4 | — | — | — | — | — | — | — | — | |
| COAHOMA | | | | | | | | | | | | | | | |
| | Total | 8 779 | 49 824 | 207 318 | 666 | 359 | 143 | 82 | 50 | 20 | 8 | 2 | 1 | 1 | |
| 11 | Forestry, fishing, hunting, and agriculture support | (B) | (D) | (D) | 9 | 7 | 2 | — | — | — | — | — | — | — | |
| 22 | Utilities | 63 | 460 | 1 905 | 6 | 4 | — | — | 2 | — | — | — | — | — | |
| 23 | Construction | 618 | 4 649 | 22 016 | 45 | 32 | 5 | 4 | 1 | 2 | — | 1 | — | — | |
| 233 | Building, developing & general contracting | (E) | (D) | (D) | 9 | 3 | 3 | 1 | 1 | — | — | 1 | — | — | |
| 2333 | Nonresidential building construction | (E) | (D) | (D) | 3 | — | 1 | — | 1 | — | — | 1 | — | — | |
| 23332 | Commercial & institutional bldg construction .. | (E) | (D) | (D) | 2 | — | — | — | 1 | — | — | 1 | — | — | |
| 234 | Heavy construction | (C) | (D) | (D) | 5 | 3 | — | — | — | 2 | — | — | — | — | |
| 235 | Special trade contractors | 102 | 466 | 2 068 | 31 | 26 | 2 | 3 | — | — | — | — | — | — | |
| 31-33 | Manufacturing | 1 164 | 9 466 | 33 230 | 26 | 9 | 3 | 2 | 1 | 8 | 2 | 1 | — | — | |
| 315 | Apparel manufacturing | (C) | (D) | (D) | 3 | 1 | — | — | — | 2 | — | — | — | — | |
| 326 | Plastics & rubber products mfg | (E) | (D) | (D) | 1 | — | — | — | — | — | — | 1 | — | — | |
| 3262 | Rubber product mfg | (E) | (D) | (D) | 1 | — | — | — | — | — | — | 1 | — | — | |
| 32621 | Tire mfg | (E) | (D) | (D) | 1 | — | — | — | — | — | — | 1 | — | — | |
| 331 | Primary metal mfg | (C) | (D) | (D) | 1 | — | — | — | — | — | — | 1 | — | — | |
| 3312 | Steel product mfg from purchased steel | (C) | (D) | (D) | 1 | — | — | — | — | — | — | 1 | — | — | |
| 33122 | Rolling & drawing of purchased steel | (C) | (D) | (D) | 1 | — | — | — | — | — | — | 1 | — | — | |
| 333 | Machinery mfg | 286 | 2 073 | 10 436 | 3 | — | — | — | — | 2 | 1 | — | — | — | |
| 3331 | Ag, construction & mining machinery mfg | (C) | (D) | (D) | 1 | — | — | — | — | — | — | 1 | — | — | |
| 33311 | Agricultural implement mfg | (C) | (D) | (D) | 1 | — | — | — | — | — | — | 1 | — | — | |
| 337 | Furniture & related product mfg | (C) | (D) | (D) | 3 | 1 | — | 1 | — | 1 | — | — | — | — | |
| 42 | Wholesale trade | 572 | 3 811 | 15 672 | 35 | 10 | 6 | 9 | 8 | 2 | — | — | — | — | |
| 421 | Wholesale trade, durable goods | 245 | 1 635 | 6 637 | 15 | 6 | 2 | 3 | 3 | 1 | — | — | — | — | |
| 4218 | Machinery, equipment & supplies whse | 126 | 852 | 3 220 | 6 | 2 | 1 | — | 3 | — | — | — | — | — | |
| 422 | Wholesale trade, nondurable goods | 327 | 2 176 | 9 035 | 20 | 4 | 4 | 6 | 5 | 1 | — | — | — | — | |
| 4229 | Miscellaneous nondurable goods whse | 111 | 849 | 3 999 | 5 | — | 1 | 2 | 2 | — | — | — | — | — | |
| 44-45 | Retail trade | 1 505 | 5 869 | 25 034 | 158 | 68 | 49 | 28 | 9 | 2 | 2 | — | — | — | |
| 441 | Motor vehicle & parts dealers | 142 | 854 | 3 514 | 16 | 6 | 5 | 3 | 2 | — | — | — | — | — | |
| 444 | Bldg material & garden equip & supp dealers | 177 | 972 | 4 395 | 12 | 4 | 3 | 3 | 1 | 1 | — | — | — | — | |
| 445 | Food & beverage stores | 291 | 941 | 3 897 | 17 | 9 | 2 | 2 | 2 | 1 | 1 | — | — | — | |
| 4451 | Grocery stores | (E) | (D) | (D) | 12 | 5 | 2 | 1 | 2 | 1 | 1 | — | — | — | |
| 44511 | Grocery (except convenience) stores | 265 | 803 | 3 317 | 11 | 4 | 2 | 1 | 2 | 1 | 1 | — | — | — | |
| 445110 | Grocery (except convenience) stores | 265 | 803 | 3 317 | 11 | 4 | 2 | 1 | 2 | 1 | 1 | — | — | — | |
| 447 | Gasoline stations | 140 | 426 | 1 803 | 20 | 7 | 7 | 5 | 1 | — | — | — | — | — | |
| 4471 | Gasoline stations | 140 | 426 | 1 803 | 20 | 7 | 7 | 5 | 1 | — | — | — | — | — | |
| 44711 | Gasoline stations with convenience stores | 120 | 362 | 1 555 | 15 | 4 | 5 | 5 | 1 | — | — | — | — | — | |
| 447110 | Gasoline stations with convenience stores .. | 120 | 362 | 1 555 | 15 | 4 | 5 | 5 | 1 | — | — | — | — | — | |
| 448 | Clothing & clothing accessories stores | 147 | 331 | 1 321 | 28 | 14 | 10 | 4 | — | — | — | — | — | — | |
| 4481 | Clothing stores | 101 | 178 | 785 | 19 | 10 | 6 | 3 | — | — | — | — | — | — | |
| 452 | General merchandise stores | 292 | 841 | 3 747 | 13 | 4 | 3 | 4 | 1 | — | 1 | — | — | — | |
| 4521 | Department stores | (C) | (D) | (D) | 1 | — | — | — | — | — | 1 | — | — | — | |
| 45211 | Department stores | (C) | (D) | (D) | 1 | — | — | — | — | — | 1 | — | — | — | |
| 48-49 | Transportation & warehousing | 134 | 912 | 3 909 | 17 | 12 | 2 | 2 | — | 1 | — | — | — | — | |
| 51 | Information | 94 | 741 | 3 007 | 11 | 5 | 3 | 1 | 2 | — | — | — | — | — | |

See footnotes at end of table.

Table 6. Counties—Employees, Payroll, and Establishments by Industry: 2000—Con.

[Excludes most government employees, railroad employees, and self-employed persons. Size class 1 to 4 includes establishments with payroll, but no employees, during mid-March pay period. (D) denotes figures withheld to avoid disclosing data for individual companies; the data are included in broader industry totals. Detailed industries with 100 or more employees are shown if industry was not a (D). For explanation of terms, abbreviations, and data reliability/comparability, see introductory text]

| NAICS code | Industry | Number of employees for week including March 12 | Payroll (\$1,000) | | Total number of establishments | Number of establishments by employment-size class | | | | | | | | |
|---------------------|--|---|-------------------|----------------|--------------------------------|---|-----------|-----------|-----------|-----------|------------|------------|------------|---------------|
| | | | First quarter | Annual | | 1 to 4 | 5 to 9 | 10 to 19 | 20 to 49 | 50 to 99 | 100 to 249 | 250 to 499 | 500 to 999 | 1,000 or more |
| COAHOMA—Con. | | | | | | | | | | | | | | |
| 52 | Finance & insurance | 265 | 2 961 | 10 707 | 50 | 33 | 13 | 1 | 3 | — | — | — | — | — |
| 522 | Credit intermediation & related activities | 192 | 1 829 | 7 091 | 28 | 18 | 7 | — | 3 | — | — | — | — | — |
| 5221 | Depository credit intermediation | 151 | 1 527 | 5 866 | 15 | 9 | 3 | — | 3 | — | — | — | — | — |
| 52211 | Commercial banking | 146 | 1 510 | 5 798 | 12 | 6 | 3 | — | 3 | — | — | — | — | — |
| 522110 | Commercial banking | 146 | 1 510 | 5 798 | 12 | 6 | 3 | — | 3 | — | — | — | — | — |
| 53 | Real estate & rental & leasing | 108 | 424 | 1 726 | 39 | 30 | 8 | 1 | — | — | — | — | — | — |
| 54 | Professional, scientific & technical services | 219 | 1 658 | 11 195 | 51 | 36 | 7 | 8 | — | — | — | — | — | — |
| 541 | Professional, scientific & technical services | 219 | 1 658 | 11 195 | 51 | 36 | 7 | 8 | — | — | — | — | — | — |
| 5411 | Legal services | 131 | 1 186 | 9 001 | 27 | 19 | 2 | 6 | — | — | — | — | — | — |
| 54111 | Offices of lawyers | 131 | 1 186 | 9 001 | 27 | 19 | 2 | 6 | — | — | — | — | — | — |
| 541110 | Offices of lawyers | 131 | 1 186 | 9 001 | 27 | 19 | 2 | 6 | — | — | — | — | — | — |
| 55 | Management of companies & enterprises | (C) | (D) | (D) | 1 | — | — | — | — | — | — | 1 | — | — |
| 551 | Management of companies & enterprises | (C) | (D) | (D) | 1 | — | — | — | — | — | — | 1 | — | — |
| 5511 | Management of companies & enterprises | (C) | (D) | (D) | 1 | — | — | — | — | — | — | 1 | — | — |
| 55111 | Management of companies & enterprises | (C) | (D) | (D) | 1 | — | — | — | — | — | — | 1 | — | — |
| 56 | Admin, support, waste mgt, remediation services | 138 | 544 | 2 514 | 15 | 7 | 3 | 1 | 4 | — | — | — | — | — |
| 561 | Administrative & support services | (C) | (D) | (D) | 13 | 7 | 3 | — | 3 | — | — | — | — | — |
| 61 | Educational services | 162 | 615 | 2 553 | 6 | 1 | — | 1 | 3 | 1 | — | — | — | — |
| 611 | Educational services | 162 | 615 | 2 553 | 6 | 1 | — | 1 | 3 | 1 | — | — | — | — |
| 6111 | Elementary & secondary schools | 162 | 615 | 2 553 | 6 | 1 | — | 1 | 3 | 1 | — | — | — | — |
| 61111 | Elementary & secondary schools | 162 | 615 | 2 553 | 6 | 1 | — | 1 | 3 | 1 | — | — | — | — |
| 611110 | Elementary & secondary schools | 162 | 615 | 2 553 | 6 | 1 | — | 1 | 3 | 1 | — | — | — | — |
| 62 | Health care and social assistance | 1 709 | 9 434 | 37 809 | 77 | 33 | 22 | 10 | 5 | 3 | 3 | — | 1 | — |
| 621 | Ambulatory health care services | 545 | 3 540 | 15 817 | 57 | 25 | 20 | 7 | 3 | 1 | 1 | — | — | — |
| 6211 | Offices of physicians | 182 | 1 552 | 7 402 | 36 | 17 | 13 | 5 | 1 | — | — | — | — | — |
| 62111 | Offices of physicians | 182 | 1 552 | 7 402 | 36 | 17 | 13 | 5 | 1 | — | — | — | — | — |
| 621111 | Offices of physicians (exc mental health) | 182 | 1 552 | 7 402 | 36 | 17 | 13 | 5 | 1 | — | — | — | — | — |
| 6214 | Outpatient care centers | 256 | 1 327 | 5 470 | 4 | — | — | 2 | — | 1 | 1 | — | — | — |
| 62142 | Outpatient mental health, substance abuse ctrs | (C) | (D) | (D) | 1 | — | — | — | — | — | 1 | — | — | — |
| 622 | Hospitals | (F) | (D) | (D) | 1 | — | — | — | — | — | — | — | — | 1 |
| 6221 | General medical & surgical hospitals | (F) | (D) | (D) | 1 | — | — | — | — | — | — | — | — | 1 |
| 62211 | General medical & surgical hospitals | (F) | (D) | (D) | 1 | — | — | — | — | — | — | — | — | 1 |
| 623 | Nursing & residential care facilities | 474 | 1 501 | 5 658 | 6 | — | — | 1 | 2 | 1 | 2 | — | — | — |
| 6231 | Nursing care facilities | (E) | (D) | (D) | 4 | — | — | 1 | 1 | 1 | 1 | — | — | — |
| 62311 | Nursing care facilities | (E) | (D) | (D) | 4 | — | — | 1 | 1 | 1 | 1 | — | — | — |
| 6232 | Residential mental retardation, health facil | (C) | (D) | (D) | 1 | — | — | — | — | — | 1 | — | — | — |
| 62321 | Residential mental retardation facilities | (C) | (D) | (D) | 1 | — | — | — | — | — | 1 | — | — | — |
| 624 | Social assistance | (C) | (D) | (D) | 13 | 8 | 2 | 2 | — | 1 | — | — | — | — |
| 71 | Arts, entertainment & recreation | 66 | 233 | 989 | 14 | 12 | 1 | — | 1 | — | — | — | — | — |
| 72 | Accommodation & food services | 1 500 | 6 307 | 28 190 | 34 | 13 | 3 | 6 | 10 | 1 | — | — | — | 1 |
| 721 | Accommodation | (G) | (D) | (D) | 8 | 4 | 1 | 1 | 1 | — | — | — | — | 1 |
| 7211 | Traveler accommodation | (G) | (D) | (D) | 8 | 4 | 1 | 1 | 1 | — | — | — | — | 1 |
| 72112 | Casino hotels | (G) | (D) | (D) | 1 | — | — | — | — | — | — | — | — | 1 |
| 722 | Food services & drinking places | (E) | (D) | (D) | 26 | 9 | 2 | 5 | 9 | 1 | — | — | — | — |
| 7222 | Limited-service eating places | 301 | 646 | 2 713 | 14 | 4 | — | 2 | 7 | 1 | — | — | — | — |
| 72221 | Limited-service eating places | 301 | 646 | 2 713 | 14 | 4 | — | 2 | 7 | 1 | — | — | — | — |
| 81 | Other services (except public administration) | 288 | 978 | 3 999 | 65 | 40 | 16 | 8 | 1 | — | — | — | — | — |
| 813 | Religious, grantmaking, civic, prof & like organizations | 147 | 394 | 1 598 | 28 | 15 | 7 | 5 | 1 | — | — | — | — | — |
| 99 | Unclassified establishments | (A) | (D) | (D) | 7 | 7 | — | — | — | — | — | — | — | — |
| COPIAH | | | | | | | | | | | | | | |
| | Total | 6 007 | 27 404 | 117 748 | 458 | 255 | 93 | 62 | 27 | 10 | 7 | 4 | — | — |
| 11 | Forestry, fishing, hunting, and agriculture support | (B) | (D) | (D) | 6 | 1 | 4 | 1 | — | — | — | — | — | — |
| 21 | Mining | 90 | 554 | 3 283 | 6 | 2 | 1 | 1 | 2 | — | — | — | — | — |
| 22 | Utilities | (A) | (D) | (D) | 5 | 3 | 2 | — | — | — | — | — | — | — |
| 23 | Construction | 249 | 946 | 3 923 | 43 | 25 | 8 | 9 | 1 | — | — | — | — | — |
| 235 | Special trade contractors | 185 | 711 | 2 915 | 31 | 18 | 5 | 7 | 1 | — | — | — | — | — |

See footnotes at end of table.

Table 6. Counties—Employees, Payroll, and Establishments by Industry: 2000—Con.

[Excludes most government employees, railroad employees, and self-employed persons. Size class 1 to 4 includes establishments with payroll, but no employees, during mid-March pay period. (D) denotes figures withheld to avoid disclosing data for individual companies; the data are included in broader industry totals. Detailed industries with 100 or more employees are shown if industry was not a (D). For explanation of terms, abbreviations, and data reliability/comparability, see introductory text]

| NAICS code | Industry | Number of employees for week including March 12 | Payroll (\$1,000) | | Total number of establishments | Number of establishments by employment-size class | | | | | | | | | |
|--------------------|--|---|-------------------|---------------|--------------------------------|---|-----------|-----------|----------|----------|------------|------------|------------|---------------|--|
| | | | First quarter | Annual | | 1 to 4 | 5 to 9 | 10 to 19 | 20 to 49 | 50 to 99 | 100 to 249 | 250 to 499 | 500 to 999 | 1,000 or more | |
| COPIAH—Con. | | | | | | | | | | | | | | | |
| 31-33 | Manufacturing | 2 580 | 13 738 | 60 429 | 31 | 6 | 3 | 4 | 7 | 5 | 2 | 4 | — | — | |
| 311 | Food mfg | (E) | (D) | (D) | 3 | 1 | — | — | 1 | — | — | 1 | — | — | |
| 3116 | Animal slaughtering & processing | (E) | (D) | (D) | 2 | — | — | — | 1 | — | — | 1 | — | — | |
| 31161 | Animal slaughtering & processing | (E) | (D) | (D) | 2 | — | — | — | 1 | — | — | 1 | — | — | |
| 321 | Wood product mfg | (E) | (D) | (D) | 8 | 1 | 1 | 1 | 2 | 2 | 1 | — | — | — | |
| 3211 | Sawmills & wood preservation | (E) | (D) | (D) | 6 | — | 1 | 1 | 2 | 1 | 1 | — | — | — | |
| 32111 | Sawmills & wood preservation | (E) | (D) | (D) | 6 | — | 1 | 1 | 2 | 1 | 1 | — | — | — | |
| 321113 | Sawmills | 306 | 2 053 | 8 144 | 5 | — | — | 1 | 2 | 1 | 1 | — | — | — | |
| 326 | Plastics & rubber products mfg | (E) | (D) | (D) | 1 | — | — | — | — | — | — | 1 | — | — | |
| 3261 | Plastics product mfg | (E) | (D) | (D) | 1 | — | — | — | — | — | — | 1 | — | — | |
| 32619 | Other plastics product mfg | (E) | (D) | (D) | 1 | — | — | — | — | — | — | 1 | — | — | |
| 332 | Fabricated metal product mfg | (C) | (D) | (D) | 3 | — | — | 1 | 1 | — | 1 | — | — | — | |
| 3329 | Other fabricated metal product mfg | (C) | (D) | (D) | 1 | — | — | — | — | — | 1 | — | — | — | |
| 33299 | All other fabricated metal product mfg | (C) | (D) | (D) | 1 | — | — | — | — | — | 1 | — | — | — | |
| 334 | Computer & electronic product mfg | (E) | (D) | (D) | 2 | — | — | — | 1 | — | — | 1 | — | — | |
| 3344 | Semiconductor & oth electronic component mfg | (E) | (D) | (D) | 2 | — | — | — | 1 | — | — | 1 | — | — | |
| 33441 | Semiconductor & oth electronic component mfg | (E) | (D) | (D) | 2 | — | — | — | 1 | — | — | 1 | — | — | |
| 335 | Electrical equip, appliance & component mfg | (E) | (D) | (D) | 3 | — | 1 | — | 1 | — | — | 1 | — | — | |
| 3353 | Electrical equipment mfg | (E) | (D) | (D) | 1 | — | — | — | — | — | — | 1 | — | — | |
| 33531 | Electrical equipment mfg | (E) | (D) | (D) | 1 | — | — | — | — | — | — | 1 | — | — | |
| 339 | Miscellaneous mfg | (C) | (D) | (D) | 3 | 1 | — | 1 | — | 1 | — | — | — | — | |
| 3391 | Medical equipment & supplies mfg | (C) | (D) | (D) | 2 | — | — | 1 | — | 1 | — | — | — | — | |
| 33911 | Medical equipment & supplies mfg | (C) | (D) | (D) | 2 | — | — | 1 | — | 1 | — | — | — | — | |
| 42 | Wholesale trade | 207 | 991 | 4 221 | 18 | 10 | 4 | 2 | 1 | 1 | — | — | — | — | |
| 422 | Wholesale trade, nondurable goods | 122 | 610 | 2 611 | 8 | 5 | 1 | 1 | — | 1 | — | — | — | — | |
| 44-45 | Retail trade | 837 | 2 671 | 11 251 | 115 | 70 | 25 | 12 | 5 | 2 | 1 | — | — | — | |
| 445 | Food & beverage stores | 255 | 648 | 2 471 | 22 | 13 | 4 | 2 | 1 | 2 | — | — | — | — | |
| 4451 | Grocery stores | 236 | 600 | 2 274 | 15 | 8 | 2 | 2 | 1 | 2 | — | — | — | — | |
| 44511 | Grocery (except convenience) stores | 219 | 563 | 2 152 | 11 | 5 | 2 | 1 | 1 | 2 | — | — | — | — | |
| 445110 | Grocery (except convenience) stores | 219 | 563 | 2 152 | 11 | 5 | 2 | 1 | 1 | 2 | — | — | — | — | |
| 447 | Gasoline stations | 109 | 275 | 1 214 | 21 | 13 | 5 | 1 | 2 | — | — | — | — | — | |
| 4471 | Gasoline stations | 109 | 275 | 1 214 | 21 | 13 | 5 | 1 | 2 | — | — | — | — | — | |
| 452 | General merchandise stores | 162 | 506 | 2 167 | 10 | 2 | 6 | 1 | — | — | 1 | — | — | — | |
| 4521 | Department stores | (C) | (D) | (D) | 1 | — | — | — | — | — | 1 | — | — | — | |
| 45211 | Department stores | (C) | (D) | (D) | 1 | — | — | — | — | — | 1 | — | — | — | |
| 48-49 | Transportation & warehousing | 169 | 866 | 3 655 | 30 | 22 | 4 | 1 | 2 | 1 | — | — | — | — | |
| 484 | Truck transportation | (C) | (D) | (D) | 29 | 21 | 4 | 1 | 2 | 1 | — | — | — | — | |
| 4841 | General freight trucking | 114 | 697 | 2 744 | 12 | 8 | 1 | 1 | 1 | 1 | — | — | — | — | |
| 51 | Information | 33 | 243 | 1 139 | 6 | 4 | 1 | 1 | — | — | — | — | — | — | |
| 52 | Finance & insurance | 153 | 866 | 3 559 | 31 | 20 | 8 | 2 | 1 | — | — | — | — | — | |
| 522 | Credit intermediation & related activities | 129 | 743 | 3 039 | 21 | 10 | 8 | 2 | 1 | — | — | — | — | — | |
| 53 | Real estate & rental & leasing | 27 | 48 | 258 | 6 | 3 | 2 | 1 | — | — | — | — | — | — | |
| 54 | Professional, scientific & technical services | 61 | 288 | 1 231 | 22 | 18 | 3 | 1 | — | — | — | — | — | — | |
| 56 | Admin, support, waste mgt, remediation services | 54 | 250 | 1 203 | 10 | 6 | 3 | — | 1 | — | — | — | — | — | |
| 61 | Educational services | 123 | 546 | 2 438 | 5 | — | 2 | 1 | 1 | 1 | — | — | — | — | |
| 611 | Educational services | 123 | 546 | 2 438 | 5 | — | 2 | 1 | 1 | 1 | — | — | — | — | |
| 62 | Health care and social assistance | 572 | 2 661 | 10 214 | 26 | 13 | 4 | 6 | — | — | 3 | — | — | — | |
| 622 | Hospitals | (C) | (D) | (D) | 1 | — | — | — | — | — | 1 | — | — | — | |
| 6221 | General medical & surgical hospitals | (C) | (D) | (D) | 1 | — | — | — | — | — | 1 | — | — | — | |
| 62211 | General medical & surgical hospitals | (C) | (D) | (D) | 1 | — | — | — | — | — | 1 | — | — | — | |
| 623 | Nursing & residential care facilities | (C) | (D) | (D) | 1 | — | — | — | — | — | 1 | — | — | — | |
| 6231 | Nursing care facilities | (C) | (D) | (D) | 1 | — | — | — | — | — | 1 | — | — | — | |
| 62311 | Nursing care facilities | (C) | (D) | (D) | 1 | — | — | — | — | — | 1 | — | — | — | |
| 624 | Social assistance | 207 | 1 000 | 3 646 | 6 | 2 | 1 | 2 | — | — | 1 | — | — | — | |
| 6243 | Vocational rehabilitation services | (C) | (D) | (D) | 1 | — | — | — | — | — | 1 | — | — | — | |
| 62431 | Vocational rehabilitation services | (C) | (D) | (D) | 1 | — | — | — | — | — | 1 | — | — | — | |
| 71 | Arts, entertainment & recreation | (A) | (D) | (D) | 2 | — | 1 | 1 | — | — | — | — | — | — | |
| 72 | Accommodation & food services | 447 | 925 | 3 600 | 35 | 8 | 9 | 12 | 6 | — | — | — | — | — | |
| 722 | Food services & drinking places | 395 | 798 | 3 065 | 31 | 8 | 7 | 11 | 5 | — | — | — | — | — | |
| 7221 | Full-service restaurants | (C) | (D) | (D) | 11 | 4 | 3 | 3 | 1 | — | — | — | — | — | |
| 72211 | Full-service restaurants | (C) | (D) | (D) | 11 | 4 | 3 | 3 | 1 | — | — | — | — | — | |
| 7222 | Limited-service eating places | 255 | 522 | 2 071 | 18 | 3 | 4 | 7 | 4 | — | — | — | — | — | |
| 72221 | Limited-service eating places | 255 | 522 | 2 071 | 18 | 3 | 4 | 7 | 4 | — | — | — | — | — | |
| 722211 | Limited-service restaurants | 227 | 485 | 1 934 | 12 | 1 | 1 | 6 | 4 | — | — | — | — | — | |

See footnotes at end of table.

Table 6. Counties—Employees, Payroll, and Establishments by Industry: 2000—Con.

[Excludes most government employees, railroad employees, and self-employed persons. Size class 1 to 4 includes establishments with payroll, but no employees, during mid-March pay period. (D) denotes figures withheld to avoid disclosing data for individual companies; the data are included in broader industry totals. Detailed industries with 100 or more employees are shown if industry was not a (D). For explanation of terms, abbreviations, and data reliability/comparability, see introductory text]

| NAICS code | Industry | Number of employees for week including March 12 | Payroll (\$1,000) | | Total number of establishments | Number of establishments by employment-size class | | | | | | | | |
|--------------------|---|---|-------------------|--------|--------------------------------|---|--------|----------|----------|----------|------------|------------|------------|---------------|
| | | | First quarter | Annual | | 1 to 4 | 5 to 9 | 10 to 19 | 20 to 49 | 50 to 99 | 100 to 249 | 250 to 499 | 500 to 999 | 1,000 or more |
| COPIAH—Con. | | | | | | | | | | | | | | |
| 81 | Other services (except public administration) | 218 | 720 | 2 907 | 57 | 41 | 9 | 7 | — | — | — | — | — | — |
| 813 | Religious, grantmaking, civic, prof & like organizations | 116 | 288 | 1 139 | 28 | 20 | 3 | 5 | — | — | — | — | — | — |
| 8131 | Religious organizations | 110 | 270 | 1 062 | 24 | 16 | 3 | 5 | — | — | — | — | — | — |
| 81311 | Religious organizations | 110 | 270 | 1 062 | 24 | 16 | 3 | 5 | — | — | — | — | — | — |
| 813110 | Religious organizations | 110 | 270 | 1 062 | 24 | 16 | 3 | 5 | — | — | — | — | — | — |
| 95 | Auxiliaries (exc corporate, subsidiary & regional mgt) | (C) | (D) | (D) | 1 | — | — | — | — | — | 1 | — | — | — |
| 99 | Unclassified establishments | (A) | (D) | (D) | 3 | 3 | — | — | — | — | — | — | — | — |
| COVINGTON | | | | | | | | | | | | | | |
| | Total | 4 132 | 18 646 | 78 653 | 303 | 174 | 65 | 35 | 18 | 5 | 5 | — | — | 1 |
| 11 | Forestry, fishing, hunting, and agriculture support | 8 | 32 | 115 | 3 | 2 | 1 | — | — | — | — | — | — | — |
| 21 | Mining | (B) | (D) | (D) | 5 | 4 | — | 1 | — | — | — | — | — | — |
| 22 | Utilities | (A) | (D) | (D) | 6 | 6 | — | — | — | — | — | — | — | — |
| 23 | Construction | 503 | 2 598 | 11 288 | 35 | 19 | 9 | 2 | 3 | 1 | 1 | — | — | — |
| 234 | Heavy construction | (E) | (D) | (D) | 5 | 1 | — | — | 2 | 1 | 1 | — | — | — |
| 2341 | Highway, street, bridge & tunnel construction | 298 | 1 799 | 7 434 | 3 | — | — | — | 1 | 1 | 1 | — | — | — |
| 23411 | Highway & street construction | 298 | 1 799 | 7 434 | 3 | — | — | — | 1 | 1 | 1 | — | — | — |
| 234110 | Highway & street construction | 298 | 1 799 | 7 434 | 3 | — | — | — | 1 | 1 | 1 | — | — | — |
| 31-33 | Manufacturing | 1 582 | 6 547 | 27 734 | 12 | 2 | 4 | 1 | 1 | 2 | 1 | — | — | 1 |
| 311 | Food mfg | (G) | (D) | (D) | 3 | 1 | 1 | — | — | — | — | — | — | 1 |
| 3116 | Animal slaughtering & processing | (G) | (D) | (D) | 2 | — | 1 | — | — | — | — | — | — | 1 |
| 31161 | Animal slaughtering & processing | (G) | (D) | (D) | 2 | — | 1 | — | — | — | — | — | — | 1 |
| 321 | Wood product mfg | 125 | 851 | 3 667 | 3 | — | 1 | — | 1 | 1 | — | — | — | — |
| 336 | Transportation equipment mfg | (C) | (D) | (D) | 1 | — | — | — | — | — | 1 | — | — | — |
| 3362 | Motor vehicle body & trailer mfg | (C) | (D) | (D) | 1 | — | — | — | — | — | 1 | — | — | — |
| 33621 | Motor vehicle body & trailer mfg | (C) | (D) | (D) | 1 | — | — | — | — | — | 1 | — | — | — |
| 42 | Wholesale trade | 177 | 801 | 3 235 | 17 | 11 | 5 | — | — | — | 1 | — | — | — |
| 422 | Wholesale trade, nondurable goods | 145 | 600 | 2 434 | 8 | 4 | 3 | — | — | — | 1 | — | — | — |
| 4227 | Petroleum & petroleum products whse | 128 | 555 | 2 230 | 5 | 3 | 1 | — | — | — | 1 | — | — | — |
| 42272 | Petroleum prod whse (exc bulk sta, terminals) | (C) | (D) | (D) | 1 | — | — | — | — | — | 1 | — | — | — |
| 44-45 | Retail trade | 431 | 1 785 | 7 256 | 58 | 30 | 14 | 9 | 5 | — | — | — | — | — |
| 441 | Motor vehicle & parts dealers | 128 | 768 | 3 147 | 13 | 8 | 2 | — | 3 | — | — | — | — | — |
| 4411 | Automobile dealers | 102 | 672 | 2 765 | 4 | 1 | — | — | 3 | — | — | — | — | — |
| 445 | Food & beverage stores | (C) | (D) | (D) | 12 | 7 | 1 | 2 | 2 | — | — | — | — | — |
| 4451 | Grocery stores | 108 | 283 | 1 216 | 11 | 6 | 1 | 2 | 2 | — | — | — | — | — |
| 44511 | Grocery (except convenience) stores | 108 | 283 | 1 216 | 11 | 6 | 1 | 2 | 2 | — | — | — | — | — |
| 445110 | Grocery (except convenience) stores | 108 | 283 | 1 216 | 11 | 6 | 1 | 2 | 2 | — | — | — | — | — |
| 48-49 | Transportation & warehousing | 191 | 1 697 | 7 228 | 26 | 15 | 2 | 6 | 3 | — | — | — | — | — |
| 484 | Truck transportation | (C) | (D) | (D) | 18 | 12 | 1 | 2 | 3 | — | — | — | — | — |
| 51 | Information | (B) | (D) | (D) | 4 | 2 | 1 | 1 | — | — | — | — | — | — |
| 52 | Finance & insurance | 95 | 554 | 2 281 | 17 | 12 | 2 | 1 | 2 | — | — | — | — | — |
| 53 | Real estate & rental & leasing | 24 | 64 | 254 | 8 | 5 | 3 | — | — | — | — | — | — | — |
| 54 | Professional, scientific & technical services | 57 | 255 | 1 081 | 17 | 13 | 3 | 1 | — | — | — | — | — | — |
| 55 | Management of companies & enterprises | (A) | (D) | (D) | 1 | — | 1 | — | — | — | — | — | — | — |
| 56 | Admin, support, waste mgt, remediation services | 16 | 73 | 301 | 5 | 3 | 2 | — | — | — | — | — | — | — |
| 62 | Health care and social assistance | 561 | 2 688 | 11 702 | 24 | 10 | 6 | 5 | — | 1 | 2 | — | — | — |
| 622 | Hospitals | (C) | (D) | (D) | 1 | — | — | — | — | — | 1 | — | — | — |
| 6221 | General medical & surgical hospitals | (C) | (D) | (D) | 1 | — | — | — | — | — | 1 | — | — | — |
| 62211 | General medical & surgical hospitals | (C) | (D) | (D) | 1 | — | — | — | — | — | 1 | — | — | — |
| 623 | Nursing & residential care facilities | (E) | (D) | (D) | 4 | 1 | — | 1 | — | 1 | 1 | — | — | — |
| 6231 | Nursing care facilities | (E) | (D) | (D) | 3 | 1 | — | — | — | 1 | 1 | — | — | — |
| 62311 | Nursing care facilities | (E) | (D) | (D) | 3 | 1 | — | — | — | 1 | 1 | — | — | — |
| 71 | Arts, entertainment & recreation | (B) | (D) | (D) | 3 | 1 | 1 | 1 | — | — | — | — | — | — |
| 72 | Accommodation & food services | 264 | 411 | 1 676 | 17 | 3 | 4 | 5 | 4 | 1 | — | — | — | — |
| 722 | Food services & drinking places | (C) | (D) | (D) | 15 | 3 | 3 | 4 | 4 | 1 | — | — | — | — |
| 7222 | Limited-service eating places | (C) | (D) | (D) | 7 | 1 | 1 | 1 | 3 | 1 | — | — | — | — |
| 72221 | Limited-service eating places | (C) | (D) | (D) | 7 | 1 | 1 | 1 | 3 | 1 | — | — | — | — |
| 722211 | Limited-service restaurants | 155 | 203 | 794 | 6 | 1 | — | 1 | 3 | 1 | — | — | — | — |
| 81 | Other services (except public administration) | 130 | 358 | 1 564 | 40 | 31 | 7 | 2 | — | — | — | — | — | — |
| 99 | Unclassified establishments | (A) | (D) | (D) | 5 | 5 | — | — | — | — | — | — | — | — |

See footnotes at end of table.

Table 6. Counties—Employees, Payroll, and Establishments by Industry: 2000—Con.

[Excludes most government employees, railroad employees, and self-employed persons. Size class 1 to 4 includes establishments with payroll, but no employees, during mid-March pay period. (D) denotes figures withheld to avoid disclosing data for individual companies; the data are included in broader industry totals. Detailed industries with 100 or more employees are shown if industry was not a (D). For explanation of terms, abbreviations, and data reliability/comparability, see introductory text]

| NAICS code | Industry | Number of employees for week including March 12 | Payroll (\$1,000) | | Total number of establishments | Number of establishments by employment-size class | | | | | | | | |
|----------------|--|---|-------------------|----------------|--------------------------------|---|------------|------------|------------|-----------|------------|------------|------------|---------------|
| | | | First quarter | Annual | | 1 to 4 | 5 to 9 | 10 to 19 | 20 to 49 | 50 to 99 | 100 to 249 | 250 to 499 | 500 to 999 | 1,000 or more |
| DE SOTO | | | | | | | | | | | | | | |
| | Total | 31 042 | 172 948 | 722 847 | 1 841 | 931 | 358 | 259 | 170 | 61 | 43 | 15 | 4 | - |
| 11 | Forestry, fishing, hunting, and agriculture support | (B) | (D) | (D) | 5 | 4 | 1 | - | - | - | - | - | - | - |
| 22 | Utilities | 107 | 1 196 | 4 865 | 11 | 6 | 2 | 1 | 2 | - | - | - | - | - |
| 221 | Utilities | 107 | 1 196 | 4 865 | 11 | 6 | 2 | 1 | 2 | - | - | - | - | - |
| 23 | Construction | 2 179 | 13 213 | 56 816 | 236 | 132 | 44 | 35 | 18 | 4 | 2 | 1 | - | - |
| 233 | Building, developing & general contracting | 436 | 3 013 | 13 306 | 73 | 50 | 13 | 6 | 3 | - | 1 | - | - | - |
| 2332 | Residential building construction | 274 | 1 833 | 5 426 | 43 | 29 | 8 | 4 | 1 | - | 1 | - | - | - |
| 23321 | Single-family housing construction | 274 | 1 833 | 5 426 | 43 | 29 | 8 | 4 | 1 | - | 1 | - | - | - |
| 233210 | Single-family housing construction | 274 | 1 833 | 5 426 | 43 | 29 | 8 | 4 | 1 | - | 1 | - | - | - |
| 2333 | Nonresidential building construction | (C) | (D) | (D) | 15 | 7 | 4 | 2 | 2 | - | - | - | - | - |
| 23332 | Commercial & institutional bldg construction .. | 145 | 998 | 4 763 | 13 | 5 | 4 | 2 | 2 | - | - | - | - | - |
| 233320 | Commercial & institutional bldg construction .. | 145 | 998 | 4 763 | 13 | 5 | 4 | 2 | 2 | - | - | - | - | - |
| 234 | Heavy construction | 437 | 2 529 | 9 239 | 14 | 4 | 2 | 3 | 4 | - | - | 1 | - | - |
| 2349 | Other heavy construction | 373 | 2 219 | 7 444 | 11 | 4 | 2 | 2 | 2 | - | - | 1 | - | - |
| 23492 | Pwr, communication transmsn line construction .. | 296 | 1 840 | 6 227 | 3 | - | - | 2 | - | - | - | 1 | - | - |
| 234920 | Pwr, communication transmsn line construction .. | 296 | 1 840 | 6 227 | 3 | - | - | 2 | - | - | - | 1 | - | - |
| 235 | Special trade contractors | 1 306 | 7 671 | 34 271 | 149 | 78 | 29 | 26 | 11 | 4 | 1 | - | - | - |
| 2351 | Plumbing, heating & AC contractor | 292 | 1 762 | 8 092 | 39 | 13 | 15 | 9 | 2 | - | - | - | - | - |
| 23511 | Plumbing, heating & AC contractor | 292 | 1 762 | 8 092 | 39 | 13 | 15 | 9 | 2 | - | - | - | - | - |
| 235110 | Plumbing, heating & AC contractor | 292 | 1 762 | 8 092 | 39 | 13 | 15 | 9 | 2 | - | - | - | - | - |
| 2352 | Painting & wall covering contractors | 174 | 861 | 3 261 | 17 | 11 | - | 4 | 1 | 1 | - | - | - | - |
| 23521 | Painting & wall covering contractors | 174 | 861 | 3 261 | 17 | 11 | - | 4 | 1 | 1 | - | - | - | - |
| 235210 | Painting & wall covering contractors | 174 | 861 | 3 261 | 17 | 11 | - | 4 | 1 | 1 | - | - | - | - |
| 2353 | Electrical contractors | 234 | 1 484 | 6 559 | 25 | 13 | 4 | 4 | 3 | 1 | - | - | - | - |
| 23531 | Electrical contractors | 234 | 1 484 | 6 559 | 25 | 13 | 4 | 4 | 3 | 1 | - | - | - | - |
| 235310 | Electrical contractors | 234 | 1 484 | 6 559 | 25 | 13 | 4 | 4 | 3 | 1 | - | - | - | - |
| 2357 | Concrete contractors | 120 | 389 | 1 898 | 10 | 6 | 1 | 1 | 1 | 1 | - | - | - | - |
| 23571 | Concrete contractors | 120 | 389 | 1 898 | 10 | 6 | 1 | 1 | 1 | 1 | - | - | - | - |
| 235710 | Concrete contractors | 120 | 389 | 1 898 | 10 | 6 | 1 | 1 | 1 | 1 | - | - | - | - |
| 2359 | Other special trade contractors | 358 | 2 601 | 11 620 | 27 | 14 | 4 | 4 | 3 | 1 | 1 | - | - | - |
| 23593 | Excavation contractors | 249 | 1 905 | 8 357 | 10 | 4 | 1 | 2 | 1 | 1 | 1 | - | - | - |
| 235930 | Excavation contractors | 249 | 1 905 | 8 357 | 10 | 4 | 1 | 2 | 1 | 1 | 1 | - | - | - |
| 31-33 | Manufacturing | 6 764 | 50 392 | 207 075 | 128 | 39 | 19 | 14 | 20 | 16 | 12 | 7 | 1 | - |
| 311 | Food mfg | (C) | (D) | (D) | 2 | 1 | - | - | - | - | 1 | - | - | - |
| 3119 | Other food mfg | (C) | (D) | (D) | 1 | - | - | - | - | - | 1 | - | - | - |
| 31194 | Seasoning & dressing mfg | (C) | (D) | (D) | 1 | - | - | - | - | - | 1 | - | - | - |
| 314 | Textile product mills | 346 | 1 618 | 7 250 | 4 | 1 | - | - | 2 | - | - | 1 | - | - |
| 3141 | Textile furnishings mills | (E) | (D) | (D) | 3 | 1 | - | - | 1 | - | - | 1 | - | - |
| 31412 | Curtain & linen mills | (E) | (D) | (D) | 3 | 1 | - | - | 1 | - | - | 1 | - | - |
| 315 | Apparel manufacturing | (F) | (D) | (D) | 1 | - | - | - | - | - | - | - | 1 | - |
| 3152 | Cut & sew apparel mfg | (F) | (D) | (D) | 1 | - | - | - | - | - | - | - | 1 | - |
| 31523 | Women's, girls' cut & sew apparel mfg | (F) | (D) | (D) | 1 | - | - | - | - | - | - | - | 1 | - |
| 321 | Wood product mfg | 142 | 835 | 3 467 | 6 | - | 1 | 3 | 1 | 1 | - | - | - | - |
| 3219 | Other wood product mfg | (C) | (D) | (D) | 5 | - | 1 | 2 | 1 | 1 | - | - | - | - |
| 32192 | Wood container & pallet mfg | (C) | (D) | (D) | 3 | - | - | 1 | 1 | 1 | - | - | - | - |
| 322 | Paper mfg | 241 | 2 505 | 9 709 | 3 | - | - | - | 1 | 1 | 1 | - | - | - |
| 3222 | Converted paper product mfg | 241 | 2 505 | 9 709 | 3 | - | - | - | 1 | 1 | 1 | - | - | - |
| 32221 | Paperboard container mfg | 241 | 2 505 | 9 709 | 3 | - | - | - | 1 | 1 | 1 | - | - | - |
| 322211 | Corrugated & solid fiber box mfg | 241 | 2 505 | 9 709 | 3 | - | - | - | 1 | 1 | 1 | - | - | - |
| 323 | Printing & related support activities | 481 | 3 716 | 19 851 | 19 | 12 | 1 | 2 | 3 | - | - | 1 | - | - |
| 3231 | Printing & related support activities | 481 | 3 716 | 19 851 | 19 | 12 | 1 | 2 | 3 | - | - | 1 | - | - |
| 32311 | Printing | 481 | 3 716 | 19 851 | 19 | 12 | 1 | 2 | 3 | - | - | 1 | - | - |
| 323110 | Commercial lithographic printing | 424 | 3 236 | 17 883 | 7 | 3 | - | 1 | 2 | - | - | 1 | - | - |
| 325 | Chemical mfg | 671 | 6 108 | 24 917 | 8 | - | 2 | 1 | 1 | 1 | 2 | 1 | - | - |
| 3252 | Resin, syn rubber, artf & syn fibers, fil mfg | (C) | (D) | (D) | 1 | - | - | - | - | - | 1 | - | - | - |
| 32521 | Resin & synthetic rubber mfg | (C) | (D) | (D) | 1 | - | - | - | - | - | 1 | - | - | - |
| 3255 | Paint, coating & adhesive mfg | (C) | (D) | (D) | 3 | - | 1 | - | 1 | - | 1 | - | - | - |
| 32551 | Paint & coating mfg | (C) | (D) | (D) | 2 | - | - | - | 1 | - | 1 | - | - | - |
| 3256 | Soap, cleaners & toilet preparation mfg | (E) | (D) | (D) | 1 | - | - | - | - | - | - | 1 | - | - |
| 32561 | Soap & cleaning compound mfg | (E) | (D) | (D) | 1 | - | - | - | - | - | - | 1 | - | - |
| 326 | Plastics & rubber products mfg | 563 | 4 950 | 18 591 | 9 | 3 | 1 | - | 2 | 1 | 2 | - | - | - |
| 3261 | Plastics product mfg | (F) | (D) | (D) | 7 | 3 | - | - | 1 | 1 | 2 | - | - | - |
| 32619 | Other plastics product mfg | 523 | 4 761 | 17 801 | 6 | 2 | - | - | 1 | 1 | 2 | - | - | - |
| 326199 | All other plastics product mfg | 523 | 4 761 | 17 801 | 6 | 2 | - | - | 1 | 1 | 2 | - | - | - |
| 327 | Nonmetallic mineral product mfg | 269 | 2 092 | 8 826 | 5 | 1 | - | 1 | - | 2 | 1 | - | - | - |
| 3273 | Cement & concrete product mfg | (C) | (D) | (D) | 3 | - | - | 1 | - | 2 | - | - | - | - |
| 32732 | Ready-mix concrete mfg | (C) | (D) | (D) | 3 | - | - | 1 | - | 2 | - | - | - | - |
| 3279 | Other nonmetallic mineral product mfg | (C) | (D) | (D) | 1 | - | - | - | - | - | 1 | - | - | - |
| 32799 | All other nonmetallic mineral product mfg | (C) | (D) | (D) | 1 | - | - | - | - | - | 1 | - | - | - |
| 331 | Primary metal mfg | (E) | (D) | (D) | 3 | 1 | - | 1 | - | - | - | 1 | - | - |
| 3313 | Alumina & aluminum production & processing .. | (E) | (D) | (D) | 1 | - | - | - | - | - | - | 1 | - | - |
| 33131 | Alumina & aluminum production & processing .. | (E) | (D) | (D) | 1 | - | - | - | - | - | - | 1 | - | - |

See footnotes at end of table.

Table 6. Counties—Employees, Payroll, and Establishments by Industry: 2000—Con.

[Excludes most government employees, railroad employees, and self-employed persons. Size class 1 to 4 includes establishments with payroll, but no employees, during mid-March pay period. (D) denotes figures withheld to avoid disclosing data for individual companies; the data are included in broader industry totals. Detailed industries with 100 or more employees are shown if industry was not a (D). For explanation of terms, abbreviations, and data reliability/comparability, see introductory text]

| NAICS code | Industry | Number of employees for week including March 12 | Payroll (\$1,000) | | Total number of establishments | Number of establishments by employment-size class | | | | | | | | | |
|---------------------------------|---|---|-------------------|---------------|--------------------------------|---|-----------|-----------|-----------|----------|------------|------------|------------|---------------|--|
| | | | First quarter | Annual | | 1 to 4 | 5 to 9 | 10 to 19 | 20 to 49 | 50 to 99 | 100 to 249 | 250 to 499 | 500 to 999 | 1,000 or more | |
| DE SOTO—Con. | | | | | | | | | | | | | | | |
| 31-33 Manufacturing—Con. | | | | | | | | | | | | | | | |
| 332 | Fabricated metal product mfg | 1 301 | 9 216 | 35 738 | 24 | 8 | 3 | 2 | 3 | 4 | 2 | 2 | - | - | |
| 3321 | Forging & stamping | (E) | (D) | (D) | 4 | 1 | - | - | 2 | - | - | 1 | - | - | |
| 33211 | Forging & stamping | (E) | (D) | (D) | 4 | 1 | - | - | 2 | - | - | 1 | - | - | |
| 3323 | Architectural & structural metals mfg | 773 | 5 475 | 21 347 | 10 | 1 | 1 | 2 | 1 | 3 | 1 | 1 | - | - | |
| 33231 | Plate work & fabricated structural prod mfg ... | (C) | (D) | (D) | 3 | - | 1 | - | 1 | 1 | - | - | - | - | |
| 33232 | Ornamental & architectural metal prod mfg ... | (F) | (D) | (D) | 7 | 1 | - | 2 | - | 2 | 1 | 1 | - | - | |
| 3324 | Boiler, tank & shipping container mfg | (C) | (D) | (D) | 1 | - | - | - | - | - | 1 | - | - | - | |
| 33243 | Light gauge metal container mfg | (C) | (D) | (D) | 1 | - | - | - | - | - | 1 | - | - | - | |
| 333 | Machinery mfg | 379 | 2 810 | 11 050 | 13 | 1 | 5 | 1 | 4 | 1 | 1 | - | - | - | |
| 3334 | HVAC & commercial refrigeration equipment mfg | (C) | (D) | (D) | 2 | - | 1 | - | - | - | 1 | - | - | - | |
| 33341 | HVAC & commercial refrigeration equipment mfg | (C) | (D) | (D) | 2 | - | 1 | - | - | - | 1 | - | - | - | |
| 3339 | Other general purpose machinery mfg | 113 | 766 | 2 897 | 4 | 1 | 1 | 1 | - | 1 | - | - | - | - | |
| 335 | Electrical equip, appliance & component mfg | (E) | (D) | (D) | 4 | 2 | - | - | - | - | 1 | 1 | - | - | |
| 3351 | Electric lighting equipment mfg | (E) | (D) | (D) | 2 | - | - | - | - | - | 1 | 1 | - | - | |
| 33512 | Lighting fixture mfg | (E) | (D) | (D) | 2 | - | - | - | - | - | 1 | 1 | - | - | |
| 336 | Transportation equipment mfg | 255 | 1 883 | 7 311 | 6 | - | 1 | 1 | 1 | 3 | - | - | - | - | |
| 3363 | Motor vehicle parts mfg | (C) | (D) | (D) | 2 | - | - | 1 | - | 1 | - | - | - | - | |
| 337 | Furniture & related product mfg | 152 | 923 | 3 578 | 6 | - | 2 | 1 | 2 | 1 | - | - | - | - | |
| 339 | Miscellaneous mfg | 305 | 1 530 | 5 966 | 12 | 7 | 2 | 1 | - | 1 | 1 | - | - | - | |
| 3399 | Other miscellaneous mfg | 296 | 1 499 | 5 842 | 8 | 3 | 2 | 1 | - | 1 | 1 | - | - | - | |
| 33993 | Doll, toy & game mfg | (C) | (D) | (D) | 1 | - | - | - | - | - | 1 | - | - | - | |
| 42 | Wholesale trade | 1 498 | 12 956 | 48 336 | 80 | 46 | 11 | 11 | 6 | 3 | 2 | 1 | - | - | |
| 421 | Wholesale trade, durable goods | 631 | 4 853 | 19 584 | 51 | 31 | 8 | 7 | 2 | 1 | 2 | - | - | - | |
| 4212 | Furniture & home furnishing whsle | (C) | (D) | (D) | 4 | 2 | - | 1 | - | - | 1 | - | - | - | |
| 42121 | Furniture whsle | (C) | (D) | (D) | 2 | 1 | - | - | - | - | 1 | - | - | - | |
| 4217 | Hardware, plumb & heating equip & sup whsle .. | 255 | 1 502 | 5 774 | 7 | 2 | 3 | - | 1 | - | 1 | - | - | - | |
| 42171 | Hardware whsle | (C) | (D) | (D) | 2 | 1 | - | - | - | - | 1 | - | - | - | |
| 4218 | Machinery, equipment & supplies whsle | 105 | 777 | 3 104 | 6 | 3 | 1 | 1 | - | 1 | - | - | - | - | |
| 422 | Wholesale trade, nondurable goods | 867 | 8 103 | 28 752 | 29 | 15 | 3 | 4 | 4 | 2 | - | 1 | - | - | |
| 4224 | Grocery & related product whsle | (F) | (D) | (D) | 6 | 2 | 1 | 1 | - | 1 | - | 1 | - | - | |
| 42241 | General line grocery whsle | (E) | (D) | (D) | 3 | 1 | - | 1 | - | - | - | 1 | - | - | |
| 44-45 | Retail trade | 5 503 | 22 533 | 98 069 | 335 | 150 | 78 | 61 | 26 | 9 | 9 | 1 | 1 | - | |
| 441 | Motor vehicle & parts dealers | 840 | 6 204 | 26 122 | 53 | 19 | 10 | 15 | 6 | 1 | 2 | - | - | - | |
| 4411 | Automobile dealers | 390 | 3 864 | 16 083 | 16 | 8 | 1 | - | 5 | 1 | 1 | - | - | - | |
| 44111 | New car dealers | 342 | 3 505 | 14 755 | 6 | - | - | - | 4 | 1 | 1 | - | - | - | |
| 441110 | New car dealers | 342 | 3 505 | 14 755 | 6 | - | - | - | 4 | 1 | 1 | - | - | - | |
| 44113 | Automotive parts, accessories & tire stores | 372 | 1 839 | 7 826 | 27 | 6 | 9 | 10 | 1 | - | 1 | - | - | - | |
| 44131 | Automotive parts, accessories & tire stores | 274 | 1 306 | 5 529 | 18 | 5 | 7 | 4 | 1 | - | 1 | - | - | - | |
| 441310 | Automotive parts, accessories & tire stores .. | 274 | 1 306 | 5 529 | 18 | 5 | 7 | 4 | 1 | - | 1 | - | - | - | |
| 444 | Bldg material & garden equip & supp dealers | 473 | 2 716 | 10 736 | 37 | 17 | 6 | 12 | 1 | - | 1 | - | - | - | |
| 4441 | Building material & supplies dealers | 396 | 2 308 | 9 048 | 27 | 13 | 5 | 7 | 1 | - | 1 | - | - | - | |
| 44411 | Home centers | (C) | (D) | (D) | 1 | - | - | - | - | - | 1 | - | - | - | |
| 44419 | Other building material dealers | 159 | 1 051 | 3 600 | 17 | 6 | 4 | 6 | 1 | - | - | - | - | - | |
| 444190 | Other building material dealers | 159 | 1 051 | 3 600 | 17 | 6 | 4 | 6 | 1 | - | - | - | - | - | |
| 445 | Food & beverage stores | 1 228 | 4 122 | 15 049 | 46 | 23 | 8 | 1 | 4 | 6 | 4 | - | - | - | |
| 4451 | Grocery stores | 1 180 | 3 959 | 14 431 | 28 | 9 | 4 | 1 | 4 | 6 | 4 | - | - | - | |
| 44511 | Grocery (except convenience) stores | 1 165 | 3 900 | 14 168 | 23 | 6 | 2 | 1 | 4 | 6 | 4 | - | - | - | |
| 445110 | Grocery (except convenience) stores | 1 165 | 3 900 | 14 168 | 23 | 6 | 2 | 1 | 4 | 6 | 4 | - | - | - | |
| 446 | Health & personal care stores | 286 | 1 212 | 6 531 | 26 | 9 | 10 | 3 | 3 | 1 | - | - | - | - | |
| 4461 | Health & personal care stores | 286 | 1 212 | 6 531 | 26 | 9 | 10 | 3 | 3 | 1 | - | - | - | - | |
| 44611 | Pharmacies & drug stores | 258 | 1 158 | 6 302 | 16 | 3 | 6 | 3 | 3 | 1 | - | - | - | - | |
| 446110 | Pharmacies & drug stores | 258 | 1 158 | 6 302 | 16 | 3 | 6 | 3 | 3 | 1 | - | - | - | - | |
| 447 | Gasoline stations | 542 | 1 454 | 5 919 | 52 | 14 | 19 | 13 | 5 | 1 | - | - | - | - | |
| 4471 | Gasoline stations | 542 | 1 454 | 5 919 | 52 | 14 | 19 | 13 | 5 | 1 | - | - | - | - | |
| 44711 | Gasoline stations with convenience stores ... | 491 | 1 283 | 5 125 | 46 | 10 | 18 | 13 | 4 | 1 | - | - | - | - | |
| 447110 | Gasoline stations with convenience stores . | 491 | 1 283 | 5 125 | 46 | 10 | 18 | 13 | 4 | 1 | - | - | - | - | |
| 448 | Clothing & clothing accessories stores | 123 | 266 | 1 318 | 21 | 8 | 8 | 5 | - | - | - | - | - | - | |
| 4481 | Clothing stores | 106 | 212 | 894 | 14 | 4 | 5 | 5 | - | - | - | - | - | - | |
| 452 | General merchandise stores | 1 637 | 5 046 | 25 308 | 18 | 3 | 4 | 4 | 3 | - | 2 | 1 | 1 | - | |
| 4521 | Department stores | (F) | (D) | (D) | 2 | - | - | - | - | - | 1 | - | 1 | - | |
| 45211 | Department stores | (F) | (D) | (D) | 2 | - | - | - | - | - | 1 | - | 1 | - | |
| 4529 | Other general merchandise stores | (F) | (D) | (D) | 16 | 3 | 4 | 4 | 3 | - | 1 | 1 | - | - | |
| 45291 | Warehouse clubs & superstores | (F) | (D) | (D) | 2 | - | - | - | - | - | 1 | 1 | - | - | |
| 45299 | All other general merchandise stores | 167 | 416 | 1 836 | 14 | 3 | 4 | 4 | 3 | - | - | - | - | - | |
| 452990 | All other general merchandise stores | 167 | 416 | 1 836 | 14 | 3 | 4 | 4 | 3 | - | - | - | - | - | |
| 453 | Miscellaneous store retailers | 158 | 490 | 2 461 | 37 | 28 | 5 | 2 | 2 | - | - | - | - | - | |

See footnotes at end of table.

Table 6. Counties—Employees, Payroll, and Establishments by Industry: 2000—Con.

[Excludes most government employees, railroad employees, and self-employed persons. Size class 1 to 4 includes establishments with payroll, but no employees, during mid-March pay period. (D) denotes figures withheld to avoid disclosing data for individual companies; the data are included in broader industry totals. Detailed industries with 100 or more employees are shown if industry was not a (D). For explanation of terms, abbreviations, and data reliability/comparability, see introductory text]

| NAICS code | Industry | Number of employees for week including March 12 | Payroll (\$1,000) | | Total number of establishments | Number of establishments by employment-size class | | | | | | | | | |
|---------------------|--|---|-------------------|---------------|--------------------------------|---|-----------|-----------|-----------|----------|------------|------------|------------|---------------|--|
| | | | First quarter | Annual | | 1 to 4 | 5 to 9 | 10 to 19 | 20 to 49 | 50 to 99 | 100 to 249 | 250 to 499 | 500 to 999 | 1,000 or more | |
| DE SOTO—Con. | | | | | | | | | | | | | | | |
| 48-49 | Transportation & warehousing | 932 | 7 384 | 30 209 | 68 | 39 | 11 | 9 | 4 | 3 | 2 | | | | |
| 484 | Truck transportation | 611 | 4 793 | 20 103 | 47 | 28 | 7 | 5 | 3 | 3 | 1 | | | | |
| 4841 | General freight trucking | 478 | 4 201 | 17 452 | 22 | 11 | 2 | 3 | 3 | 2 | 1 | | | | |
| 48412 | General freight trucking, long-distance | 428 | 3 873 | 16 187 | 16 | 6 | 2 | 3 | 2 | 2 | 1 | | | | |
| 4842 | Specialized freight trucking | 133 | 592 | 2 651 | 25 | 17 | 5 | 2 | | 1 | | | | | |
| 48422 | Specialized freight (exc used) trucking, local | 105 | 462 | 2 145 | 18 | 13 | 2 | 2 | | 1 | | | | | |
| 484220 | Specialized freight (exc used) trucking, local | 105 | 462 | 2 145 | 18 | 13 | 2 | 2 | | 1 | | | | | |
| 488 | Transportation support activities | 227 | 1 861 | 7 139 | 14 | 10 | 3 | | | | 1 | | | | |
| 4885 | Freight transportation arrangement | (C) | (D) | (D) | 5 | 4 | | | | | 1 | | | | |
| 48851 | Freight transportation arrangement | (C) | (D) | (D) | 5 | 4 | | | | | 1 | | | | |
| 51 | Information | 227 | 1 459 | 5 343 | 16 | 7 | 3 | 2 | 3 | 1 | | | | | |
| 52 | Finance & insurance | 660 | 5 139 | 20 434 | 132 | 85 | 28 | 15 | 4 | | | | | | |
| 522 | Credit intermediation & related activities | 516 | 4 119 | 16 326 | 83 | 45 | 20 | 14 | 4 | | | | | | |
| 5221 | Depository credit intermediation | (E) | (D) | (D) | 40 | 10 | 15 | 11 | 4 | | | | | | |
| 52211 | Commercial banking | 362 | 2 755 | 10 683 | 36 | 6 | 15 | 11 | 4 | | | | | | |
| 522110 | Commercial banking | 362 | 2 755 | 10 683 | 36 | 6 | 15 | 11 | 4 | | | | | | |
| 5222 | Nondepository credit intermediation | 138 | 1 235 | 5 060 | 36 | 28 | 5 | 3 | | | | | | | |
| 52229 | Other nondepository credit intermediation | (C) | (D) | (D) | 32 | 25 | 5 | 2 | | | | | | | |
| 524 | Insurance carriers & related activities | (C) | (D) | (D) | 39 | 30 | 8 | 1 | | | | | | | |
| 5242 | Agencies & other insurance related activities | (C) | (D) | (D) | 33 | 24 | 8 | 1 | | | | | | | |
| 52421 | Insurance agencies & brokerages | 115 | 760 | 3 168 | 31 | 22 | 8 | 1 | | | | | | | |
| 524210 | Insurance agencies & brokerages | 115 | 760 | 3 168 | 31 | 22 | 8 | 1 | | | | | | | |
| 53 | Real estate & rental & leasing | 332 | 1 660 | 7 154 | 66 | 45 | 10 | 9 | 2 | | | | | | |
| 531 | Real estate | (C) | (D) | (D) | 48 | 39 | 4 | 4 | 1 | | | | | | |
| 532 | Rental & leasing services | (C) | (D) | (D) | 17 | 5 | 6 | 5 | 1 | | | | | | |
| 54 | Professional, scientific & technical services | 762 | 4 035 | 17 165 | 114 | 78 | 21 | 13 | | 1 | | 1 | | | |
| 541 | Professional, scientific & technical services | 762 | 4 035 | 17 165 | 114 | 78 | 21 | 13 | | 1 | | 1 | | | |
| 5411 | Legal services | 146 | 1 104 | 4 541 | 45 | 31 | 12 | 2 | | | | | | | |
| 54111 | Offices of lawyers | (C) | (D) | (D) | 44 | 31 | 12 | 1 | | | | | | | |
| 5412 | Accounting, tax prep, bookkeep, payroll services | 145 | 451 | 1 260 | 16 | 12 | | 3 | | 1 | | | | | |
| 54121 | Accounting, tax prep, bookkeep, payroll services | 145 | 451 | 1 260 | 16 | 12 | | 3 | | 1 | | | | | |
| 5416 | Management, sci & tech consulting services | 287 | 1 357 | 6 757 | 10 | 7 | 1 | 1 | | | | 1 | | | |
| 54161 | Management consulting services | (E) | (D) | (D) | 7 | 5 | 1 | | | | | 1 | | | |
| 55 | Management of companies & enterprises | 480 | 5 775 | 22 654 | 7 | 2 | 1 | | 2 | | 1 | 1 | | | |
| 551 | Management of companies & enterprises | 480 | 5 775 | 22 654 | 7 | 2 | 1 | | 2 | | 1 | 1 | | | |
| 5511 | Management of companies & enterprises | 480 | 5 775 | 22 654 | 7 | 2 | 1 | | 2 | | 1 | 1 | | | |
| 55111 | Management of companies & enterprises | 480 | 5 775 | 22 654 | 7 | 2 | 1 | | 2 | | 1 | 1 | | | |
| 551114 | Corp, subsidiary & regional managing offices | 480 | 5 775 | 22 654 | 7 | 2 | 1 | | 2 | | 1 | 1 | | | |
| 56 | Admin, support, waste mgt, remediation services | 2 585 | 9 903 | 44 051 | 94 | 46 | 20 | 8 | 9 | 5 | 4 | 1 | 1 | | |
| 561 | Administrative & support services | 2 525 | 9 631 | 42 488 | 90 | 43 | 20 | 8 | 9 | 4 | 4 | 1 | 1 | | |
| 5613 | Employment services | 1 900 | 7 317 | 31 267 | 13 | 2 | | 1 | 1 | 4 | 3 | 1 | 1 | | |
| 56131 | Employment placement agencies | (C) | (D) | (D) | 2 | | | | | 2 | | | | | |
| 56132 | Temporary help services | (F) | (D) | (D) | 10 | 2 | | 1 | 2 | 3 | 1 | | | | |
| 56133 | Employee leasing services | (F) | (D) | (D) | 1 | | | | | | | 1 | | | |
| 5617 | Services to buildings & dwellings | 470 | 1 487 | 7 626 | 51 | 27 | 13 | 4 | 6 | | 1 | | | | |
| 56172 | Janitorial services | 272 | 709 | 3 339 | 24 | 13 | 5 | 2 | 3 | | 1 | | | | |
| 561720 | Janitorial services | 272 | 709 | 3 339 | 24 | 13 | 5 | 2 | 3 | | 1 | | | | |
| 56173 | Landscaping services | 108 | 304 | 1 991 | 16 | 10 | 3 | 1 | 2 | | | | | | |
| 561730 | Landscaping services | 108 | 304 | 1 991 | 16 | 10 | 3 | 1 | 2 | | | | | | |
| 61 | Educational services | 216 | 1 050 | 4 319 | 9 | 5 | 1 | 1 | 1 | | 1 | | | | |
| 611 | Educational services | 216 | 1 050 | 4 319 | 9 | 5 | 1 | 1 | 1 | | 1 | | | | |
| 6113 | Colleges, universities & professional schools | (C) | (D) | (D) | 1 | | | | | | 1 | | | | |
| 61131 | Colleges, universities & professional schools | (C) | (D) | (D) | 1 | | | | | | 1 | | | | |
| 62 | Health care and social assistance | 2 107 | 12 856 | 58 394 | 138 | 70 | 25 | 27 | 11 | 3 | 1 | | 1 | | |
| 621 | Ambulatory health care services | 757 | 5 965 | 27 193 | 99 | 56 | 19 | 17 | 5 | 2 | | | | | |
| 6211 | Offices of physicians | 373 | 3 678 | 16 704 | 44 | 25 | 9 | 6 | 2 | 2 | | | | | |
| 62111 | Offices of physicians | 373 | 3 678 | 16 704 | 44 | 25 | 9 | 6 | 2 | 2 | | | | | |
| 6212 | Offices of dentists | 145 | 1 037 | 5 329 | 23 | 12 | 5 | 6 | | | | | | | |
| 62121 | Offices of dentists | 145 | 1 037 | 5 329 | 23 | 12 | 5 | 6 | | | | | | | |
| 621210 | Offices of dentists | 145 | 1 037 | 5 329 | 23 | 12 | 5 | 6 | | | | | | | |
| 622 | Hospitals | (F) | (D) | (D) | 4 | 2 | | | | 1 | | | 1 | | |
| 6221 | General medical & surgical hospitals | (F) | (D) | (D) | 1 | | | | | | | | 1 | | |
| 62211 | General medical & surgical hospitals | (F) | (D) | (D) | 1 | | | | | | | | 1 | | |
| 623 | Nursing & residential care facilities | 205 | 780 | 3 859 | 5 | 1 | | 1 | 2 | | 1 | | | | |
| 6231 | Nursing care facilities | (C) | (D) | (D) | 3 | 1 | | 1 | | | 1 | | | | |
| 62311 | Nursing care facilities | (C) | (D) | (D) | 3 | 1 | | 1 | | | 1 | | | | |
| 624 | Social assistance | (E) | (D) | (D) | 30 | 11 | 6 | 9 | 4 | | | | | | |
| 6244 | Child day care services | 212 | 559 | 2 293 | 19 | 6 | 4 | 6 | 3 | | | | | | |
| 62441 | Child day care services | 212 | 559 | 2 293 | 19 | 6 | 4 | 6 | 3 | | | | | | |
| 624410 | Child day care services | 212 | 559 | 2 293 | 19 | 6 | 4 | 6 | 3 | | | | | | |

See footnotes at end of table.

Table 6. Counties—Employees, Payroll, and Establishments by Industry: 2000—Con.

[Excludes most government employees, railroad employees, and self-employed persons. Size class 1 to 4 includes establishments with payroll, but no employees, during mid-March pay period. (D) denotes figures withheld to avoid disclosing data for individual companies; the data are included in broader industry totals. Detailed industries with 100 or more employees are shown if industry was not a (D). For explanation of terms, abbreviations, and data reliability/comparability, see introductory text]

| NAICS code | Industry | Number of employees for week including March 12 | Payroll (\$1,000) | | Total number of establishments | Number of establishments by employment-size class | | | | | | | | |
|---------------------|---|---|-------------------|----------------|--------------------------------|---|------------|------------|------------|-----------|------------|------------|------------|---------------|
| | | | First quarter | Annual | | 1 to 4 | 5 to 9 | 10 to 19 | 20 to 49 | 50 to 99 | 100 to 249 | 250 to 499 | 500 to 999 | 1,000 or more |
| DE SOTO—Con. | | | | | | | | | | | | | | |
| 71 | Arts, entertainment & recreation | (E) | (D) | (D) | 20 | 7 | 2 | 5 | 5 | 1 | — | — | — | — |
| 713 | Amusement, gambling & recreation industries | (E) | (D) | (D) | 19 | 6 | 2 | 5 | 5 | 1 | — | — | — | — |
| 7139 | Other amusement & recreation industries | (E) | (D) | (D) | 17 | 6 | 2 | 3 | 5 | 1 | — | — | — | — |
| 71391 | Golf courses & country clubs | (C) | (D) | (D) | 5 | 1 | — | 1 | 3 | — | — | — | — | — |
| 71394 | Fitness & recreational sports centers | 168 | 399 | 1 812 | 8 | 2 | 2 | 1 | 2 | 1 | — | — | — | — |
| 713940 | Fitness & recreational sports centers | 168 | 399 | 1 812 | 8 | 2 | 2 | 1 | 2 | 1 | — | — | — | — |
| 72 | Accommodation & food services | 3 330 | 7 098 | 29 469 | 130 | 33 | 14 | 28 | 40 | 9 | 6 | — | — | — |
| 721 | Accommodation | 375 | 1 267 | 5 243 | 18 | 6 | 1 | 4 | 6 | — | 1 | — | — | — |
| 7211 | Traveler accommodation | (E) | (D) | (D) | 17 | 5 | 1 | 4 | 6 | — | 1 | — | — | — |
| 72111 | Hotels (exc casino hotels) & motels | (E) | (D) | (D) | 16 | 5 | 1 | 4 | 5 | — | 1 | — | — | — |
| 722 | Food services & drinking places | 2 955 | 5 831 | 24 226 | 112 | 27 | 13 | 24 | 34 | 9 | 5 | — | — | — |
| 7221 | Full-service restaurants | 1 416 | 2 918 | 12 226 | 38 | 10 | 3 | 9 | 7 | 4 | 5 | — | — | — |
| 72211 | Full-service restaurants | 1 416 | 2 918 | 12 226 | 38 | 10 | 3 | 9 | 7 | 4 | 5 | — | — | — |
| 722110 | Full-service restaurants | 1 416 | 2 918 | 12 226 | 38 | 10 | 3 | 9 | 7 | 4 | 5 | — | — | — |
| 7222 | Limited-service eating places | 1 502 | 2 829 | 11 636 | 65 | 12 | 7 | 14 | 27 | 5 | — | — | — | — |
| 72221 | Limited-service eating places | 1 502 | 2 829 | 11 636 | 65 | 12 | 7 | 14 | 27 | 5 | — | — | — | — |
| 722211 | Limited-service restaurants | 1 484 | 2 792 | 11 483 | 58 | 7 | 5 | 14 | 27 | 5 | — | — | — | — |
| 81 | Other services (except public administration) | 1 703 | 6 875 | 28 229 | 224 | 119 | 65 | 20 | 15 | 4 | 1 | — | — | — |
| 811 | Repair & maintenance | 551 | 2 703 | 10 961 | 82 | 50 | 18 | 7 | 6 | 1 | — | — | — | — |
| 8111 | Automotive repair & maintenance | 392 | 1 490 | 6 114 | 56 | 32 | 14 | 6 | 3 | 1 | — | — | — | — |
| 81111 | Automotive mechanical & electrical R&M | 105 | 592 | 2 157 | 27 | 18 | 8 | 1 | — | — | — | — | — | — |
| 81119 | Other automotive R&M | 197 | 316 | 1 341 | 12 | 3 | 4 | 2 | 2 | 1 | — | — | — | — |
| 811192 | Car washes | 125 | 135 | 537 | 4 | 1 | 1 | — | 1 | 1 | — | — | — | — |
| 8113 | Commercial equipment (exc auto & elec) | 130 | 1 054 | 4 159 | 12 | 5 | 3 | 1 | 3 | — | — | — | — | — |
| 81131 | Commercial equipment (exc auto & elec) | 130 | 1 054 | 4 159 | 12 | 5 | 3 | 1 | 3 | — | — | — | — | — |
| 811310 | Commercial equipment (exc auto & elec) | 130 | 1 054 | 4 159 | 12 | 5 | 3 | 1 | 3 | — | — | — | — | — |
| 812 | Personal & laundry services | 240 | 795 | 3 525 | 45 | 25 | 15 | 2 | 3 | — | — | — | — | — |
| 813 | Religious, grantmaking, civic, prof & like organizations | 912 | 3 377 | 13 743 | 97 | 44 | 32 | 11 | 6 | 3 | 1 | — | — | — |
| 8131 | Religious organizations | 824 | 3 035 | 12 198 | 77 | 31 | 28 | 9 | 5 | 3 | 1 | — | — | — |
| 81311 | Religious organizations | 824 | 3 035 | 12 198 | 77 | 31 | 28 | 9 | 5 | 3 | 1 | — | — | — |
| 813110 | Religious organizations | 824 | 3 035 | 12 198 | 77 | 31 | 28 | 9 | 5 | 3 | 1 | — | — | — |
| 95 | Auxiliaries (exc corporate, subsidiary & regional mgt) | 1 299 | 8 551 | 35 467 | 9 | 1 | — | — | 2 | 2 | 2 | — | — | — |
| 99 | Unclassified establishments | 18 | 52 | 602 | 19 | 17 | 2 | — | — | — | — | — | — | — |
| FORREST | | | | | | | | | | | | | | |
| | Total | 33 670 | 182 412 | 771 356 | 2 133 | 1 047 | 464 | 286 | 220 | 68 | 39 | 4 | 4 | 1 |
| 11 | Forestry, fishing, hunting, and agriculture support | 132 | 598 | 2 697 | 23 | 15 | 7 | — | — | 1 | — | — | — | — |
| 21 | Mining | 28 | 147 | 560 | 6 | 5 | — | — | 1 | — | — | — | — | — |
| 22 | Utilities | 423 | 5 392 | 20 830 | 19 | 7 | 5 | 2 | 1 | 3 | 1 | — | — | — |
| 221 | Utilities | 423 | 5 392 | 20 830 | 19 | 7 | 5 | 2 | 1 | 3 | 1 | — | — | — |
| 2211 | Elec pwr generation, transmn & distribution | (C) | (D) | (D) | 9 | 1 | 3 | 2 | 1 | 1 | 1 | — | — | — |
| 22112 | Electric pwr transmn, control & distribution | 225 | 3 336 | 12 057 | 8 | 1 | 3 | 2 | — | 1 | 1 | — | — | — |
| 221122 | Electric power distribution | 225 | 3 336 | 12 057 | 8 | 1 | 3 | 2 | — | 1 | 1 | — | — | — |
| 2212 | Natural gas distribution | (C) | (D) | (D) | 3 | 1 | — | — | — | 2 | — | — | — | — |
| 22121 | Natural gas distribution | (C) | (D) | (D) | 3 | 1 | — | — | — | 2 | — | — | — | — |
| 23 | Construction | 1 997 | 11 551 | 45 637 | 176 | 94 | 36 | 14 | 26 | 3 | 3 | — | — | — |
| 233 | Building, developing & general contracting | 449 | 2 329 | 10 958 | 49 | 29 | 6 | 5 | 8 | 1 | — | — | — | — |
| 2332 | Residential building construction | 207 | 728 | 3 091 | 30 | 19 | 5 | 3 | 3 | — | — | — | — | — |
| 23321 | Single-family housing construction | 204 | 718 | 3 047 | 27 | 16 | 5 | 3 | 3 | — | — | — | — | — |
| 233210 | Single-family housing construction | 204 | 718 | 3 047 | 27 | 16 | 5 | 3 | 3 | — | — | — | — | — |
| 2333 | Nonresidential building construction | 236 | 1 546 | 7 639 | 16 | 7 | 1 | 2 | 5 | 1 | — | — | — | — |
| 23332 | Commercial & institutional bldg construction | 236 | 1 546 | 7 639 | 16 | 7 | 1 | 2 | 5 | 1 | — | — | — | — |
| 233320 | Commercial & institutional bldg construction | 236 | 1 546 | 7 639 | 16 | 7 | 1 | 2 | 5 | 1 | — | — | — | — |
| 234 | Heavy construction | 575 | 3 885 | 13 889 | 24 | 10 | 4 | 4 | 4 | — | 2 | — | — | — |
| 2341 | Highway, street, bridge & tunnel construction | (E) | (D) | (D) | 6 | 2 | 2 | — | — | — | 2 | — | — | — |
| 23411 | Highway & street construction | (C) | (D) | (D) | 5 | 2 | 2 | — | — | — | 1 | — | — | — |
| 23412 | Bridge & tunnel construction | (C) | (D) | (D) | 1 | — | — | — | — | — | 1 | — | — | — |
| 2349 | Other heavy construction | (C) | (D) | (D) | 18 | 8 | 2 | 4 | 4 | — | — | — | — | — |
| 23499 | All other heavy construction | 131 | 857 | 3 096 | 14 | 7 | 2 | 2 | 3 | — | — | — | — | — |
| 234990 | All other heavy construction | 131 | 857 | 3 096 | 14 | 7 | 2 | 2 | 3 | — | — | — | — | — |
| 235 | Special trade contractors | 973 | 5 337 | 20 790 | 103 | 55 | 26 | 5 | 14 | 2 | 1 | — | — | — |
| 2351 | Plumbing, heating & AC contractor | 254 | 1 562 | 5 793 | 27 | 16 | 4 | 1 | 6 | — | — | — | — | — |
| 23511 | Plumbing, heating & AC contractor | 254 | 1 562 | 5 793 | 27 | 16 | 4 | 1 | 6 | — | — | — | — | — |
| 235110 | Plumbing, heating & AC contractor | 254 | 1 562 | 5 793 | 27 | 16 | 4 | 1 | 6 | — | — | — | — | — |
| 2353 | Electrical contractors | 386 | 2 290 | 8 454 | 17 | 6 | 3 | 1 | 5 | 1 | 1 | — | — | — |
| 23531 | Electrical contractors | 386 | 2 290 | 8 454 | 17 | 6 | 3 | 1 | 5 | 1 | 1 | — | — | — |
| 235310 | Electrical contractors | 386 | 2 290 | 8 454 | 17 | 6 | 3 | 1 | 5 | 1 | 1 | — | — | — |
| 2356 | Roofing, siding, & sheet metal contractors | 127 | 526 | 2 162 | 12 | 4 | 6 | — | 1 | 1 | — | — | — | — |
| 23561 | Roofing, siding, & sheet metal contractors | 127 | 526 | 2 162 | 12 | 4 | 6 | — | 1 | 1 | — | — | — | — |
| 235610 | Roofing, siding, & sheet metal contractors | 127 | 526 | 2 162 | 12 | 4 | 6 | — | 1 | 1 | — | — | — | — |

See footnotes at end of table.

Table 6. Counties—Employees, Payroll, and Establishments by Industry: 2000—Con.

[Excludes most government employees, railroad employees, and self-employed persons. Size class 1 to 4 includes establishments with payroll, but no employees, during mid-March pay period. (D) denotes figures withheld to avoid disclosing data for individual companies; the data are included in broader industry totals. Detailed industries with 100 or more employees are shown if industry was not a (D). For explanation of terms, abbreviations, and data reliability/comparability, see introductory text]

| NAICS code | Industry | Number of employees for week including March 12 | Payroll (\$1,000) | | Total number of establishments | Number of establishments by employment-size class | | | | | | | | |
|---------------------|---|---|-------------------|----------------|--------------------------------|---|------------|-----------|-----------|-----------|------------|------------|------------|---------------|
| | | | First quarter | Annual | | 1 to 4 | 5 to 9 | 10 to 19 | 20 to 49 | 50 to 99 | 100 to 249 | 250 to 499 | 500 to 999 | 1,000 or more |
| FORREST—Con. | | | | | | | | | | | | | | |
| 31-33 | Manufacturing | 5 083 | 28 064 | 114 620 | 83 | 28 | 10 | 13 | 9 | 10 | 10 | 1 | 2 | — |
| 311 | Food mfg | 1 226 | 4 697 | 20 875 | 9 | 3 | 1 | 1 | 2 | — | 1 | — | 1 | — |
| 3115 | Dairy product mfg | (C) | (D) | (D) | 1 | — | — | — | — | — | 1 | — | — | — |
| 31151 | Dairy product (exc frozen) mfg | (C) | (D) | (D) | 1 | — | — | — | — | — | 1 | — | — | — |
| 3116 | Animal slaughtering & processing | (F) | (D) | (D) | 4 | 2 | 1 | — | — | — | — | — | 1 | — |
| 31161 | Animal slaughtering & processing | (F) | (D) | (D) | 4 | 2 | 1 | — | — | — | — | — | 1 | — |
| 321 | Wood product mfg | 131 | 733 | 1 914 | 5 | 1 | — | 3 | — | 1 | — | — | — | — |
| 3211 | Sawmills & wood preservation | (C) | (D) | (D) | 3 | — | — | 2 | — | 1 | — | — | — | — |
| 32111 | Sawmills & wood preservation | (C) | (D) | (D) | 3 | — | — | 2 | — | 1 | — | — | — | — |
| 322 | Paper mfg | 766 | 5 195 | 22 327 | 4 | — | — | 1 | — | 1 | 1 | 1 | — | — |
| 3222 | Converted paper product mfg | 766 | 5 195 | 22 327 | 4 | — | — | 1 | — | 1 | 1 | 1 | — | — |
| 32223 | Stationery product mfg | (E) | (D) | (D) | 2 | — | — | 1 | — | — | — | 1 | — | — |
| 32229 | Other converted paper product mfg | (C) | (D) | (D) | 1 | — | — | — | — | — | — | — | — | — |
| 325 | Chemical mfg | 415 | 4 020 | 15 444 | 7 | 1 | 1 | 1 | 1 | 1 | 2 | — | — | — |
| 3252 | Resin, syn rubber, artf & syn fibers, fil mfg | (C) | (D) | (D) | 2 | — | — | — | — | 1 | 1 | — | — | — |
| 32521 | Resin & synthetic rubber mfg | (C) | (D) | (D) | 2 | — | — | — | — | 1 | 1 | — | — | — |
| 3256 | Soap, cleaners & toilet preparation mfg | (C) | (D) | (D) | 2 | 1 | — | — | — | — | 1 | — | — | — |
| 32561 | Soap & cleaning compound mfg | (C) | (D) | (D) | 2 | 1 | — | — | — | — | 1 | — | — | — |
| 326 | Plastics & rubber products mfg | (C) | (D) | (D) | 2 | — | — | — | 1 | — | 1 | — | — | — |
| 3261 | Plastics product mfg | (C) | (D) | (D) | 2 | — | — | — | 1 | — | 1 | — | — | — |
| 32616 | Plastics bottle mfg | (C) | (D) | (D) | 1 | — | — | — | — | — | 1 | — | — | — |
| 327 | Nonmetallic mineral product mfg | 372 | 2 161 | 8 547 | 11 | 2 | 2 | 3 | 1 | 2 | 1 | — | — | — |
| 3273 | Cement & concrete product mfg | (E) | (D) | (D) | 9 | 1 | 2 | 3 | 1 | 1 | 1 | — | — | — |
| 32733 | Concrete pipe, brick & block mfg | (C) | (D) | (D) | 3 | — | 1 | 1 | — | — | 1 | — | — | — |
| 32739 | Other concrete product mfg | 112 | 499 | 2 032 | 3 | — | 1 | 1 | — | 1 | — | — | — | — |
| 327390 | Other concrete product mfg | 112 | 499 | 2 032 | 3 | — | 1 | 1 | — | 1 | — | — | — | — |
| 332 | Fabricated metal product mfg | 290 | 1 649 | 6 616 | 8 | 5 | 1 | — | — | — | 2 | — | — | — |
| 3323 | Architectural & structural metals mfg | (C) | (D) | (D) | 1 | — | — | — | — | — | 1 | — | — | — |
| 33232 | Ornamental & architectural metal prod mfg | (C) | (D) | (D) | 1 | — | — | — | — | — | 1 | — | — | — |
| 3324 | Boiler, tank & shipping container mfg | (C) | (D) | (D) | 1 | — | — | — | — | — | 1 | — | — | — |
| 33242 | Metal tank (heavy gauge) mfg | (C) | (D) | (D) | 1 | — | — | — | — | — | 1 | — | — | — |
| 333 | Machinery mfg | 642 | 4 723 | 18 337 | 5 | — | — | — | — | 3 | 2 | — | — | — |
| 3332 | Industrial machinery mfg | (C) | (D) | (D) | 2 | — | — | — | — | 2 | — | — | — | — |
| 3334 | HVAC & commercial refrigeration equipment mfg | (C) | (D) | (D) | 1 | — | — | — | — | — | 1 | — | — | — |
| 33341 | HVAC & commercial refrigeration equipment mfg | (C) | (D) | (D) | 1 | — | — | — | — | — | 1 | — | — | — |
| 3336 | Engine, turbine & power transmsn equip mfg | (C) | (D) | (D) | 1 | — | — | — | — | — | 1 | — | — | — |
| 33361 | Engine, turbine & power transmsn equip mfg | (C) | (D) | (D) | 1 | — | — | — | — | — | 1 | — | — | — |
| 335 | Electrical equip, appliance & component mfg | (F) | (D) | (D) | 2 | 1 | — | — | — | — | — | — | 1 | — |
| 3352 | Household appliance mfg | (F) | (D) | (D) | 1 | — | — | — | — | — | — | — | 1 | — |
| 33521 | Small electrical appliance mfg | (F) | (D) | (D) | 1 | — | — | — | — | — | — | — | 1 | — |
| 339 | Miscellaneous mfg | 171 | 740 | 3 015 | 12 | 7 | 2 | — | 2 | 1 | — | — | — | — |
| 3399 | Other miscellaneous mfg | 152 | 665 | 2 700 | 7 | 3 | 1 | — | 2 | 1 | — | — | — | — |
| 42 | Wholesale trade | 1 608 | 9 784 | 40 462 | 101 | 35 | 25 | 23 | 13 | 3 | 1 | 1 | — | — |
| 421 | Wholesale trade, durable goods | 928 | 5 972 | 24 125 | 63 | 21 | 18 | 14 | 8 | 1 | — | 1 | — | — |
| 4211 | Motor vehicle, motor vehicle pt & supply whse | 336 | 1 705 | 6 738 | 9 | 2 | 1 | 5 | — | — | — | 1 | — | — |
| 42111 | Automobile & other motor vehicle whse | (E) | (D) | (D) | 2 | 1 | — | — | — | — | — | 1 | — | — |
| 4218 | Machinery, equipment & supplies whse | 266 | 2 162 | 8 851 | 19 | 7 | 3 | 4 | 5 | — | — | — | — | — |
| 42184 | Industrial supplies whse | 108 | 840 | 3 437 | 5 | 2 | — | — | 3 | — | — | — | — | — |
| 421840 | Industrial supplies whse | 108 | 840 | 3 437 | 5 | 2 | — | — | 3 | — | — | — | — | — |
| 422 | Wholesale trade, nondurable goods | 680 | 3 812 | 16 337 | 38 | 14 | 7 | 9 | 5 | 2 | 1 | — | — | — |
| 4224 | Grocery & related product whse | 428 | 2 343 | 9 855 | 15 | 5 | 3 | 3 | 1 | 2 | 1 | — | — | — |
| 42249 | Other grocery & related products whse | 342 | 1 818 | 7 679 | 5 | 1 | — | 1 | — | 2 | 1 | — | — | — |
| 422490 | Other grocery & related products whse | 342 | 1 818 | 7 679 | 5 | 1 | — | 1 | — | 2 | 1 | — | — | — |
| 44-45 | Retail trade | 5 921 | 24 363 | 101 268 | 432 | 184 | 125 | 65 | 39 | 12 | 4 | 2 | 1 | — |
| 441 | Motor vehicle & parts dealers | 703 | 4 735 | 20 235 | 69 | 31 | 19 | 10 | 6 | 3 | — | — | — | — |
| 4411 | Automobile dealers | 420 | 3 299 | 14 157 | 37 | 20 | 8 | 2 | 4 | 3 | — | — | — | — |
| 44111 | New car dealers | 339 | 2 816 | 12 234 | 11 | 3 | 1 | — | 4 | 3 | — | — | — | — |
| 441110 | New car dealers | 339 | 2 816 | 12 234 | 11 | 3 | 1 | — | 4 | 3 | — | — | — | — |
| 4413 | Automotive parts, accessories & tire stores | 219 | 1 069 | 4 630 | 27 | 10 | 9 | 7 | 1 | — | — | — | — | — |
| 44131 | Automotive parts, accessories & tire stores | 164 | 724 | 3 181 | 17 | 4 | 6 | 6 | 1 | — | — | — | — | — |
| 441310 | Automotive parts, accessories & tire stores | 164 | 724 | 3 181 | 17 | 4 | 6 | 6 | 1 | — | — | — | — | — |
| 442 | Furniture & home furnishing stores | 212 | 1 205 | 4 629 | 21 | 6 | 5 | 1 | 1 | — | — | — | — | — |
| 4422 | Home furnishings stores | 114 | 754 | 2 803 | 10 | 5 | 2 | 2 | — | 1 | — | — | — | — |
| 443 | Electronics & appliance stores | 105 | 628 | 2 543 | 20 | 11 | 6 | 2 | 1 | — | — | — | — | — |
| 4431 | Electronics & appliance stores | 105 | 628 | 2 543 | 20 | 11 | 6 | 2 | 1 | — | — | — | — | — |
| 444 | Bldg material & garden equip & supp dealers | 435 | 2 328 | 9 344 | 40 | 15 | 7 | 12 | 5 | 1 | — | — | — | — |
| 4441 | Building material & supplies dealers | 374 | 2 037 | 8 086 | 30 | 11 | 3 | 10 | 5 | 1 | — | — | — | — |
| 44419 | Other building material dealers | 312 | 1 786 | 7 094 | 25 | 9 | 2 | 9 | 4 | 1 | — | — | — | — |
| 444190 | Other building material dealers | 312 | 1 786 | 7 094 | 25 | 9 | 2 | 9 | 4 | 1 | — | — | — | — |
| 445 | Food & beverage stores | 721 | 2 190 | 9 144 | 52 | 25 | 9 | 6 | 8 | 4 | — | — | — | — |
| 4451 | Grocery stores | 659 | 2 012 | 8 342 | 31 | 8 | 6 | 5 | 8 | 4 | — | — | — | — |
| 44511 | Grocery (except convenience) stores | 561 | 1 772 | 7 286 | 19 | 3 | 4 | 1 | 7 | 4 | — | — | — | — |
| 445110 | Grocery (except convenience) stores | 561 | 1 772 | 7 286 | 19 | 3 | 4 | 1 | 7 | 4 | — | — | — | — |

See footnotes at end of table.

Table 6. Counties—Employees, Payroll, and Establishments by Industry: 2000—Con.

[Excludes most government employees, railroad employees, and self-employed persons. Size class 1 to 4 includes establishments with payroll, but no employees, during mid-March pay period. (D) denotes figures withheld to avoid disclosing data for individual companies; the data are included in broader industry totals. Detailed industries with 100 or more employees are shown if industry was not a (D). For explanation of terms, abbreviations, and data reliability/comparability, see introductory text]

| NAICS code | Industry | Number of employees for week including March 12 | Payroll (\$1,000) | | Total number of establishments | Number of establishments by employment-size class | | | | | | | | | |
|--------------------------------|--|---|-------------------|---------------|--------------------------------|---|-----------|-----------|-----------|----------|------------|------------|------------|---------------|--|
| | | | First quarter | Annual | | 1 to 4 | 5 to 9 | 10 to 19 | 20 to 49 | 50 to 99 | 100 to 249 | 250 to 499 | 500 to 999 | 1,000 or more | |
| FORREST—Con. | | | | | | | | | | | | | | | |
| 44-45 Retail trade—Con. | | | | | | | | | | | | | | | |
| 446 | Health & personal care stores | 307 | 1 762 | 7 587 | 27 | 12 | 8 | 5 | 1 | — | 1 | — | — | — | |
| 4461 | Health & personal care stores | 307 | 1 762 | 7 587 | 27 | 12 | 8 | 5 | 1 | — | 1 | — | — | — | |
| 44611 | Pharmacies & drug stores | 230 | 1 416 | 6 100 | 14 | 4 | 5 | 3 | 1 | — | 1 | — | — | — | |
| 446110 | Pharmacies & drug stores | 230 | 1 416 | 6 100 | 14 | 4 | 5 | 3 | 1 | — | 1 | — | — | — | |
| 447 | Gasoline stations | 661 | 2 091 | 8 598 | 54 | 19 | 21 | 6 | 7 | — | 1 | — | — | — | |
| 4471 | Gasoline stations | 661 | 2 091 | 8 598 | 54 | 19 | 21 | 6 | 7 | — | 1 | — | — | — | |
| 44711 | Gasoline stations with convenience stores ... | 459 | 1 444 | 5 921 | 39 | 15 | 18 | 2 | 3 | — | 1 | — | — | — | |
| 447110 | Gasoline stations with convenience stores ... | 459 | 1 444 | 5 921 | 39 | 15 | 18 | 2 | 3 | — | 1 | — | — | — | |
| 44719 | Other gasoline stations | 202 | 647 | 2 677 | 15 | 4 | 3 | 4 | 4 | — | — | — | — | — | |
| 447190 | Other gasoline stations | 202 | 647 | 2 677 | 15 | 4 | 3 | 4 | 4 | — | — | — | — | — | |
| 448 | Clothing & clothing accessories stores | 191 | 622 | 2 820 | 35 | 19 | 14 | 1 | 1 | — | — | — | — | — | |
| 4481 | Clothing stores | 123 | 371 | 1 589 | 20 | 10 | 9 | — | 1 | — | — | — | — | — | |
| 451 | Sporting goods, hobby, book & music stores | 225 | 737 | 3 091 | 25 | 10 | 8 | 3 | 4 | — | — | — | — | — | |
| 4511 | Sporting goods, hobby, musical instrument stores | 160 | 572 | 2 438 | 16 | 6 | 5 | 2 | 3 | — | — | — | — | — | |
| 452 | General merchandise stores | 1 999 | 6 553 | 27 022 | 31 | 8 | 8 | 3 | 4 | 3 | 2 | 2 | 1 | — | |
| 4521 | Department stores | 811 | 2 491 | 10 471 | 5 | — | — | — | 1 | 2 | — | 2 | — | — | |
| 45211 | Department stores | 811 | 2 491 | 10 471 | 5 | — | — | — | 1 | 2 | — | 2 | — | — | |
| 452110 | Department stores | 811 | 2 491 | 10 471 | 5 | — | — | — | 1 | 2 | — | 2 | — | — | |
| 4529 | Other general merchandise stores | 1 188 | 4 062 | 16 551 | 26 | 8 | 8 | 3 | 3 | 1 | 2 | — | 1 | — | |
| 45291 | Warehouse clubs & superstores | (F) | (D) | (D) | 3 | — | — | — | — | — | 2 | — | — | — | |
| 45299 | All other general merchandise stores | (E) | (D) | (D) | 23 | 8 | 8 | 3 | 3 | 1 | — | — | — | — | |
| 453 | Miscellaneous store retailers | 292 | 1 129 | 4 557 | 47 | 23 | 13 | 10 | 1 | — | — | — | — | — | |
| 4539 | Other miscellaneous store retailers | 139 | 759 | 3 158 | 24 | 11 | 8 | 5 | — | — | — | — | — | — | |
| 45393 | Manufactured (mobile) home dealers | 105 | 690 | 2 834 | 12 | 2 | 5 | 5 | — | — | — | — | — | — | |
| 453930 | Manufactured (mobile) home dealers | 105 | 690 | 2 834 | 12 | 2 | 5 | 5 | — | — | — | — | — | — | |
| 48-49 | Transportation & warehousing | 620 | 4 585 | 20 158 | 67 | 30 | 16 | 9 | 11 | 1 | — | — | — | — | |
| 484 | Truck transportation | 366 | 2 850 | 12 560 | 38 | 18 | 9 | 3 | 7 | 1 | — | — | — | — | |
| 4841 | General freight trucking | 165 | 1 408 | 6 209 | 18 | 9 | 3 | 2 | 4 | — | — | — | — | — | |
| 48412 | General freight trucking, long-distance | 142 | 1 278 | 5 695 | 14 | 7 | 2 | 1 | 4 | — | — | — | — | — | |
| 4842 | Specialized freight trucking | 201 | 1 442 | 6 351 | 20 | 9 | 6 | 1 | 3 | 1 | — | — | — | — | |
| 48423 | Specialized freight (exc used) trucking, LDist .. | 104 | 874 | 3 459 | 7 | 2 | 3 | — | 1 | 1 | — | — | — | — | |
| 484230 | Specialized freight (exc used) trucking, LDist .. | 104 | 874 | 3 459 | 7 | 2 | 3 | — | 1 | 1 | — | — | — | — | |
| 492 | Couriers & messengers | 124 | 643 | 3 038 | 9 | 3 | — | 3 | 3 | — | — | — | — | — | |
| 4921 | Couriers | (C) | (D) | (D) | 6 | 1 | — | 2 | 3 | — | — | — | — | — | |
| 49211 | Couriers | (C) | (D) | (D) | 6 | 1 | — | 2 | 3 | — | — | — | — | — | |
| 51 | Information | 787 | 5 975 | 23 089 | 24 | 7 | 5 | 2 | 4 | 3 | 3 | — | — | — | |
| 511 | Publishing industries | (C) | (D) | (D) | 4 | — | 2 | — | — | 1 | 1 | — | — | — | |
| 5111 | Newspaper, periodical, book, database publishers | (C) | (D) | (D) | 3 | — | 1 | — | — | 1 | 1 | — | — | — | |
| 51111 | Newspaper publishers | (C) | (D) | (D) | 3 | — | 1 | — | — | 1 | 1 | — | — | — | |
| 513 | Broadcasting & telecommunications | 552 | 4 718 | 17 797 | 16 | 4 | 3 | 1 | 4 | 2 | 2 | — | — | — | |
| 5131 | Radio & television broadcasting | (C) | (D) | (D) | 5 | 1 | 2 | — | 1 | 1 | — | — | — | — | |
| 51312 | Television broadcasting | (C) | (D) | (D) | 2 | — | — | — | 1 | 1 | — | — | — | — | |
| 5133 | Telecommunications | 392 | 3 190 | 12 909 | 9 | 2 | 1 | 1 | 2 | 1 | 2 | — | — | — | |
| 51331 | Wired telecommunications carriers | (C) | (D) | (D) | 5 | 2 | — | 1 | — | 1 | 1 | — | — | — | |
| 51332 | Wireless telecom carriers (exc satellite) | (C) | (D) | (D) | 4 | — | 1 | — | 2 | — | 1 | — | — | — | |
| 52 | Finance & insurance | 1 330 | 10 365 | 41 300 | 191 | 127 | 34 | 19 | 7 | 3 | 1 | — | — | — | |
| 522 | Credit intermediation & related activities | 1 011 | 7 032 | 28 161 | 121 | 75 | 25 | 14 | 3 | 3 | 1 | — | — | — | |
| 5221 | Depository credit intermediation | 596 | 3 791 | 15 000 | 51 | 20 | 14 | 11 | 3 | 3 | — | — | — | — | |
| 52211 | Commercial banking | 553 | 3 560 | 14 075 | 43 | 14 | 14 | 9 | 3 | 3 | — | — | — | — | |
| 522110 | Commercial banking | 553 | 3 560 | 14 075 | 43 | 14 | 14 | 9 | 3 | 3 | — | — | — | — | |
| 5222 | Nondepository credit intermediation | 169 | 1 451 | 5 241 | 48 | 40 | 7 | 1 | — | — | — | — | — | — | |
| 52229 | Other nondepository credit intermediation | 132 | 957 | 3 697 | 40 | 34 | 6 | — | — | — | — | — | — | — | |
| 5223 | Activities related to credit intermediation | 246 | 1 790 | 7 920 | 22 | 15 | 4 | 2 | — | — | 1 | — | — | — | |
| 52239 | Other credit intermediation activities | 229 | 1 609 | 7 107 | 16 | 10 | 4 | 1 | — | — | 1 | — | — | — | |
| 522390 | Other credit intermediation activities | 229 | 1 609 | 7 107 | 16 | 10 | 4 | 1 | — | — | 1 | — | — | — | |
| 524 | Insurance carriers & related activities | 228 | 1 846 | 7 528 | 53 | 39 | 8 | 3 | 3 | — | — | — | — | — | |
| 5241 | Insurance carriers | 102 | 936 | 4 107 | 15 | 10 | 1 | 1 | 3 | — | — | — | — | — | |
| 5242 | Agencies & other insurance related activities ... | 126 | 910 | 3 421 | 38 | 29 | 7 | 2 | — | — | — | — | — | — | |
| 52421 | Insurance agencies & brokerages | 115 | 822 | 3 135 | 35 | 27 | 6 | 2 | — | — | — | — | — | — | |
| 524210 | Insurance agencies & brokerages | 115 | 822 | 3 135 | 35 | 27 | 6 | 2 | — | — | — | — | — | — | |
| 53 | Real estate & rental & leasing | 399 | 1 475 | 6 325 | 113 | 84 | 20 | 9 | — | — | — | — | — | — | |
| 531 | Real estate | 257 | 935 | 4 257 | 87 | 71 | 12 | 4 | — | — | — | — | — | — | |
| 5311 | Lessors of real estate | 122 | 434 | 1 808 | 52 | 44 | 7 | 1 | — | — | — | — | — | — | |
| 532 | Rental & leasing services | 142 | 540 | 2 068 | 26 | 13 | 8 | 5 | — | — | — | — | — | — | |
| 5322 | Consumer goods rental | 102 | 352 | 1 359 | 16 | 8 | 3 | 5 | — | — | — | — | — | — | |

See footnotes at end of table.

Table 6. Counties—Employees, Payroll, and Establishments by Industry: 2000—Con.

[Excludes most government employees, railroad employees, and self-employed persons. Size class 1 to 4 includes establishments with payroll, but no employees, during mid-March pay period. (D) denotes figures withheld to avoid disclosing data for individual companies; the data are included in broader industry totals. Detailed industries with 100 or more employees are shown if industry was not a (D). For explanation of terms, abbreviations, and data reliability/comparability, see introductory text]

| NAICS code | Industry | Number of employees for week including March 12 | Payroll (\$1,000) | | Total number of establishments | Number of establishments by employment-size class | | | | | | | | |
|---------------------|--|---|-------------------|----------------|--------------------------------|---|-----------|-----------|-----------|----------|------------|------------|------------|---------------|
| | | | First quarter | Annual | | 1 to 4 | 5 to 9 | 10 to 19 | 20 to 49 | 50 to 99 | 100 to 249 | 250 to 499 | 500 to 999 | 1,000 or more |
| FORREST—Con. | | | | | | | | | | | | | | |
| 54 | Professional, scientific & technical services | 1 078 | 6 352 | 28 344 | 180 | 115 | 38 | 14 | 12 | — | 1 | — | — | |
| 541 | Professional, scientific & technical services | 1 078 | 6 352 | 28 344 | 180 | 115 | 38 | 14 | 12 | — | 1 | — | — | |
| 5411 | Legal services | 372 | 2 298 | 11 859 | 79 | 53 | 18 | 4 | 4 | — | — | — | — | |
| 54111 | Offices of lawyers | (E) | (D) | (D) | 78 | 52 | 18 | 4 | 4 | — | — | — | — | |
| 5412 | Accounting, tax prep, bookkeep, payroll services | 285 | 1 271 | 4 665 | 29 | 18 | 5 | 2 | 3 | — | 1 | — | — | |
| 54121 | Accounting, tax prep, bookkeep, payroll services | 285 | 1 271 | 4 665 | 29 | 18 | 5 | 2 | 3 | — | 1 | — | — | |
| 541213 | Tax preparation services | 156 | 370 | 882 | 7 | 3 | 2 | — | 1 | — | 1 | — | — | |
| 5413 | Architectural, engineering & related services | 175 | 1 172 | 4 885 | 20 | 9 | 4 | 4 | 3 | — | — | — | — | |
| 54133 | Engineering services | 107 | 852 | 3 376 | 11 | 4 | 2 | 3 | 2 | — | — | — | — | |
| 541330 | Engineering services | 107 | 852 | 3 376 | 11 | 4 | 2 | 3 | 2 | — | — | — | — | |
| 55 | Management of companies & enterprises | 249 | 3 229 | 11 872 | 13 | 4 | 5 | — | 3 | — | 1 | — | — | |
| 551 | Management of companies & enterprises | 249 | 3 229 | 11 872 | 13 | 4 | 5 | — | 3 | — | 1 | — | — | |
| 5511 | Management of companies & enterprises | 249 | 3 229 | 11 872 | 13 | 4 | 5 | — | 3 | — | 1 | — | — | |
| 55111 | Management of companies & enterprises | 249 | 3 229 | 11 872 | 13 | 4 | 5 | — | 3 | — | 1 | — | — | |
| 56 | Admin, support, waste mgt, remediation services | 1 380 | 4 409 | 18 210 | 90 | 47 | 12 | 13 | 10 | 6 | 2 | — | — | |
| 561 | Administrative & support services | 1 354 | 4 252 | 17 572 | 85 | 43 | 12 | 12 | 10 | 6 | 2 | — | — | |
| 5613 | Employment services | 613 | 1 601 | 6 016 | 13 | 4 | — | 2 | 1 | 4 | 2 | — | — | |
| 56131 | Employment placement agencies | 170 | 298 | 1 353 | 4 | 2 | — | — | — | 1 | 1 | — | — | |
| 561310 | Employment placement agencies | 170 | 298 | 1 353 | 4 | 2 | — | — | — | 1 | 1 | — | — | |
| 56132 | Temporary help services | 443 | 1 303 | 4 663 | 9 | 2 | — | 2 | 1 | 3 | 1 | — | — | |
| 561320 | Temporary help services | 443 | 1 303 | 4 663 | 9 | 2 | — | 2 | 1 | 3 | 1 | — | — | |
| 5616 | Investigation & security services | 140 | 281 | 1 262 | 11 | 5 | 4 | 1 | — | 1 | — | — | — | |
| 56161 | Investigation, guard & armored car services | 109 | 216 | 1 004 | 5 | 2 | — | — | — | 1 | — | — | — | |
| 5617 | Services to buildings & dwellings | 339 | 891 | 3 941 | 36 | 23 | 2 | 6 | 4 | 1 | — | — | — | |
| 56172 | Janitorial services | 206 | 357 | 1 614 | 14 | 6 | 2 | 3 | 2 | 1 | — | — | — | |
| 561720 | Janitorial services | 206 | 357 | 1 614 | 14 | 6 | 2 | 3 | 2 | 1 | — | — | — | |
| 61 | Educational services | 547 | 3 097 | 12 214 | 12 | 4 | 1 | 1 | 3 | 1 | 2 | — | — | |
| 611 | Educational services | 547 | 3 097 | 12 214 | 12 | 4 | 1 | 1 | 3 | 1 | 2 | — | — | |
| 6111 | Elementary & secondary schools | 312 | 1 126 | 4 164 | 5 | — | — | 1 | 2 | 1 | 1 | — | — | |
| 61111 | Elementary & secondary schools | 312 | 1 126 | 4 164 | 5 | — | — | 1 | 2 | 1 | 1 | — | — | |
| 611110 | Elementary & secondary schools | 312 | 1 126 | 4 164 | 5 | — | — | 1 | 2 | 1 | 1 | — | — | |
| 6113 | Colleges, universities & professional schools | (C) | (D) | (D) | 1 | — | — | — | — | — | 1 | — | — | |
| 61131 | Colleges, universities & professional schools | (C) | (D) | (D) | 1 | — | — | — | — | — | 1 | — | — | |
| 62 | Health care and social assistance | 6 483 | 48 185 | 223 356 | 178 | 68 | 50 | 28 | 19 | 6 | 5 | — | 1 | |
| 621 | Ambulatory health care services | 1 435 | 18 064 | 97 397 | 124 | 55 | 36 | 16 | 11 | 4 | 2 | — | — | |
| 6211 | Offices of physicians | 688 | 12 166 | 70 933 | 55 | 28 | 13 | 5 | 7 | 1 | 1 | — | — | |
| 62111 | Offices of physicians | 688 | 12 166 | 70 933 | 55 | 28 | 13 | 5 | 7 | 1 | 1 | — | — | |
| 621111 | Offices of physicians (exc mental health) | 688 | 12 166 | 70 933 | 55 | 28 | 13 | 5 | 7 | 1 | 1 | — | — | |
| 6212 | Offices of dentists | 228 | 1 380 | 6 576 | 29 | 8 | 12 | 8 | 1 | — | — | — | — | |
| 62121 | Offices of dentists | 228 | 1 380 | 6 576 | 29 | 8 | 12 | 8 | 1 | — | — | — | — | |
| 621210 | Offices of dentists | 228 | 1 380 | 6 576 | 29 | 8 | 12 | 8 | 1 | — | — | — | — | |
| 6214 | Outpatient care centers | 219 | 2 522 | 12 515 | 17 | 7 | 5 | 2 | 1 | 2 | — | — | — | |
| 62142 | Outpatient mental health, substance abuse ctrs | (C) | (D) | (D) | 12 | 5 | 4 | 1 | — | 2 | — | — | — | |
| 6219 | Other ambulatory health care services | (C) | (D) | (D) | 3 | 1 | — | 1 | — | — | 1 | — | — | |
| 62191 | Ambulance services | (C) | (D) | (D) | 1 | — | — | — | — | — | 1 | — | — | |
| 622 | Hospitals | (H) | (D) | (D) | 2 | — | — | — | — | — | — | — | 1 | |
| 6221 | General medical & surgical hospitals | (H) | (D) | (D) | 2 | — | — | — | — | — | — | — | 1 | |
| 62211 | General medical & surgical hospitals | (H) | (D) | (D) | 2 | — | — | — | — | — | — | — | 1 | |
| 623 | Nursing & residential care facilities | 807 | 3 169 | 13 135 | 9 | 1 | — | 2 | 2 | 1 | 3 | — | — | |
| 6231 | Nursing care facilities | 723 | 2 913 | 12 164 | 4 | — | — | — | — | 1 | 3 | — | — | |
| 62311 | Nursing care facilities | 723 | 2 913 | 12 164 | 4 | — | — | — | — | 1 | 3 | — | — | |
| 623110 | Nursing care facilities | 723 | 2 913 | 12 164 | 4 | — | — | — | — | 1 | 3 | — | — | |
| 624 | Social assistance | (E) | (D) | (D) | 43 | 12 | 14 | 10 | 6 | 1 | — | — | — | |
| 6243 | Vocational rehabilitation services | (C) | (D) | (D) | 3 | 1 | — | — | 1 | 1 | — | — | — | |
| 62431 | Vocational rehabilitation services | (C) | (D) | (D) | 3 | 1 | — | — | 1 | 1 | — | — | — | |
| 6244 | Child day care services | (E) | (D) | (D) | 25 | 4 | 10 | 7 | 4 | — | — | — | — | |
| 62441 | Child day care services | (E) | (D) | (D) | 25 | 4 | 10 | 7 | 4 | — | — | — | — | |
| 71 | Arts, entertainment & recreation | 387 | 982 | 4 268 | 21 | 11 | 2 | 2 | 4 | 1 | 1 | — | — | |
| 713 | Amusement, gambling & recreation industries | 346 | 897 | 3 805 | 18 | 9 | 2 | 2 | 3 | 1 | 1 | — | — | |
| 7139 | Other amusement & recreation industries | (E) | (D) | (D) | 17 | 8 | 2 | 2 | 3 | 1 | 1 | — | — | |
| 71391 | Golf courses & country clubs | 146 | 531 | 2 259 | 5 | 1 | 1 | — | 2 | 1 | — | — | — | |
| 713910 | Golf courses & country clubs | 146 | 531 | 2 259 | 5 | 1 | 1 | — | 2 | 1 | — | — | — | |
| 71394 | Fitness & recreational sports centers | 175 | 309 | 1 239 | 8 | 5 | — | 1 | 1 | — | 1 | — | — | |
| 713940 | Fitness & recreational sports centers | 175 | 309 | 1 239 | 8 | 5 | — | 1 | 1 | — | 1 | — | — | |

See footnotes at end of table.

Table 6. Counties—Employees, Payroll, and Establishments by Industry: 2000—Con.

[Excludes most government employees, railroad employees, and self-employed persons. Size class 1 to 4 includes establishments with payroll, but no employees, during mid-March pay period. (D) denotes figures withheld to avoid disclosing data for individual companies; the data are included in broader industry totals. Detailed industries with 100 or more employees are shown if industry was not a (D). For explanation of terms, abbreviations, and data reliability/comparability, see introductory text]

| NAICS code | Industry | Number of employees for week including March 12 | Payroll (\$1,000) | | Total number of establishments | Number of establishments by employment-size class | | | | | | | | |
|---------------------|---|---|-------------------|---------------|--------------------------------|---|-----------|-----------|-----------|-----------|------------|------------|------------|---------------|
| | | | First quarter | Annual | | 1 to 4 | 5 to 9 | 10 to 19 | 20 to 49 | 50 to 99 | 100 to 249 | 250 to 499 | 500 to 999 | 1,000 or more |
| FORREST—Con. | | | | | | | | | | | | | | |
| 72 | Accommodation & food services | 3 399 | 7 200 | 29 510 | 163 | 49 | 18 | 36 | 44 | 14 | 2 | | | |
| 721 | Accommodation | 353 | 847 | 3 327 | 21 | 9 | 2 | 4 | 4 | 2 | | | | |
| 7211 | Traveler accommodation | (E) | (D) | (D) | 19 | 7 | 2 | 4 | 4 | 2 | | | | |
| 72111 | Hotels (exc casino hotels) & motels | 324 | 739 | 2 986 | 17 | 6 | 2 | 4 | 3 | 2 | | | | |
| 721110 | Hotels (exc casino hotels) & motels | 324 | 739 | 2 986 | 17 | 6 | 2 | 4 | 3 | 2 | | | | |
| 722 | Food services & drinking places | 3 046 | 6 353 | 26 183 | 142 | 40 | 16 | 32 | 40 | 12 | 2 | | | |
| 7221 | Full-service restaurants | 1 196 | 2 794 | 11 694 | 49 | 20 | 6 | 8 | 7 | 6 | 2 | | | |
| 72211 | Full-service restaurants | 1 196 | 2 794 | 11 694 | 49 | 20 | 6 | 8 | 7 | 6 | 2 | | | |
| 722110 | Full-service restaurants | 1 196 | 2 794 | 11 694 | 49 | 20 | 6 | 8 | 7 | 6 | 2 | | | |
| 7222 | Limited-service eating places | 1 741 | 3 410 | 13 623 | 79 | 11 | 8 | 24 | 30 | 6 | | | | |
| 72221 | Limited-service eating places | 1 741 | 3 410 | 13 623 | 79 | 11 | 8 | 24 | 30 | 6 | | | | |
| 722211 | Limited-service restaurants | 1 714 | 3 356 | 13 426 | 74 | 10 | 4 | 24 | 30 | 6 | | | | |
| 81 | Other services (except public administration) | 1 768 | 6 431 | 25 658 | 221 | 118 | 52 | 34 | 14 | 1 | 2 | | | |
| 811 | Repair & maintenance | 340 | 1 645 | 6 668 | 60 | 32 | 18 | 7 | 3 | | | | | |
| 8111 | Automotive repair & maintenance | 251 | 1 247 | 4 899 | 44 | 21 | 15 | 7 | 1 | | | | | |
| 81111 | Automotive mechanical & electrical R&M | 157 | 799 | 3 211 | 31 | 15 | 12 | 4 | | | | | | |
| 812 | Personal & laundry services | 444 | 2 119 | 8 094 | 47 | 25 | 7 | 10 | 4 | | 1 | | | |
| 8123 | Drycleaning & laundry services | (C) | (D) | (D) | 15 | 6 | 2 | 3 | 4 | | | | | |
| 81232 | Drycleaning & laundry services (exc coin-op) | 118 | 378 | 1 524 | 9 | 2 | 2 | 2 | 3 | | | | | |
| 812320 | Drycleaning & laundry services (exc coin-op) | 118 | 378 | 1 524 | 9 | 2 | 2 | 2 | 3 | | | | | |
| 8129 | Other personal services | (C) | (D) | (D) | 7 | 4 | | 2 | | | 1 | | | |
| 81292 | Photofinishing | (C) | (D) | (D) | 2 | 1 | | | | | 1 | | | |
| 813 | Religious, grantmaking, civic, prof & like organizations | 984 | 2 667 | 10 896 | 114 | 61 | 27 | 17 | 7 | 1 | 1 | | | |
| 8131 | Religious organizations | 781 | 1 825 | 7 446 | 79 | 39 | 22 | 11 | 5 | 1 | 1 | | | |
| 81311 | Religious organizations | 781 | 1 825 | 7 446 | 79 | 39 | 22 | 11 | 5 | 1 | 1 | | | |
| 813110 | Religious organizations | 781 | 1 825 | 7 446 | 79 | 39 | 22 | 11 | 5 | 1 | 1 | | | |
| 8134 | Civic & social organizations | 122 | 518 | 2 034 | 14 | 7 | 2 | 3 | 2 | | | | | |
| 81341 | Civic & social organizations | 122 | 518 | 2 034 | 14 | 7 | 2 | 3 | 2 | | | | | |
| 813410 | Civic & social organizations | 122 | 518 | 2 034 | 14 | 7 | 2 | 3 | 2 | | | | | |
| 95 | Auxiliaries (exc corporate, subsidiary & regional mgt) | 23 | 178 | 743 | 5 | 3 | 1 | 1 | | | | | | |
| 99 | Unclassified establishments | 28 | 50 | 235 | 15 | 12 | 2 | 1 | | | | | | |
| FRANKLIN | | | | | | | | | | | | | | |
| | Total | 1 398 | 7 076 | 30 499 | 154 | 86 | 26 | 27 | 10 | 3 | 2 | | | |
| 11 | Forestry, fishing, hunting, and agriculture support | (C) | (D) | (D) | 20 | 4 | 5 | 10 | 1 | | | | | |
| 113 | Forestry and logging | (C) | (D) | (D) | 20 | 4 | 5 | 10 | 1 | | | | | |
| 1133 | Logging | (C) | (D) | (D) | 19 | 4 | 5 | 9 | 1 | | | | | |
| 11331 | Logging | (C) | (D) | (D) | 19 | 4 | 5 | 9 | 1 | | | | | |
| 22 | Utilities | (A) | (D) | (D) | 2 | 1 | | | | | | | | |
| 23 | Construction | 103 | 500 | 1 915 | 14 | 8 | 2 | 3 | 1 | | | | | |
| 31-33 | Manufacturing | 207 | 1 229 | 5 846 | 4 | | | 1 | 1 | 1 | 1 | | | |
| 336 | Transportation equipment mfg | (C) | (D) | (D) | 1 | | | | | | 1 | | | |
| 3365 | Railroad rolling stock mfg | (C) | (D) | (D) | 1 | | | | | | 1 | | | |
| 33651 | Railroad rolling stock mfg | (C) | (D) | (D) | 1 | | | | | | 1 | | | |
| 42 | Wholesale trade | (A) | (D) | (D) | 6 | 6 | | | | | | | | |
| 44-45 | Retail trade | 225 | 644 | 2 505 | 36 | 21 | 6 | 6 | 3 | | | | | |
| 48-49 | Transportation & warehousing | (B) | (D) | (D) | 4 | 1 | 2 | 1 | | | | | | |
| 51 | Information | 171 | 1 226 | 5 051 | 10 | 2 | 3 | 3 | 1 | 1 | | | | |
| 513 | Broadcasting & telecommunications | (C) | (D) | (D) | 7 | 1 | 3 | 1 | 1 | 1 | | | | |
| 5133 | Telecommunications | (C) | (D) | (D) | 5 | | 3 | | 1 | 1 | | | | |
| 52 | Finance & insurance | 63 | 373 | 1 568 | 6 | 4 | | 1 | 1 | | | | | |
| 53 | Real estate & rental & leasing | (A) | (D) | (D) | 2 | 2 | | | | | | | | |
| 54 | Professional, scientific & technical services | (B) | (D) | (D) | 9 | 8 | | | 1 | | | | | |
| 56 | Admin, support, waste mgt, remediation services | (A) | (D) | (D) | 1 | 1 | | | | | | | | |
| 62 | Health care and social assistance | 266 | 1 434 | 5 642 | 13 | 5 | 4 | 1 | 1 | 1 | 1 | | | |
| 622 | Hospitals | (C) | (D) | (D) | 1 | | | | | | 1 | | | |
| 6221 | General medical & surgical hospitals | (C) | (D) | (D) | 1 | | | | | | 1 | | | |
| 62211 | General medical & surgical hospitals | (C) | (D) | (D) | 1 | | | | | | 1 | | | |
| 71 | Arts, entertainment & recreation | (A) | (D) | (D) | 2 | 2 | | | | | | | | |
| 72 | Accommodation & food services | 9 | 16 | 117 | 4 | 3 | 1 | | | | | | | |
| 81 | Other services (except public administration) | (B) | (D) | (D) | 20 | 18 | 1 | 1 | | | | | | |
| 99 | Unclassified establishments | (A) | (D) | (D) | 1 | | 1 | | | | | | | |

See footnotes at end of table.

Table 6. Counties—Employees, Payroll, and Establishments by Industry: 2000—Con.

[Excludes most government employees, railroad employees, and self-employed persons. Size class 1 to 4 includes establishments with payroll, but no employees, during mid-March pay period. (D) denotes figures withheld to avoid disclosing data for individual companies; the data are included in broader industry totals. Detailed industries with 100 or more employees are shown if industry was not a (D). For explanation of terms, abbreviations, and data reliability/comparability, see introductory text]

| NAICS code | Industry | Number of employees for week including March 12 | Payroll (\$1,000) | | Total number of establishments | Number of establishments by employment-size class | | | | | | | | |
|---------------|--|---|-------------------|---------------|--------------------------------|---|-----------|-----------|-----------|----------|------------|------------|------------|---------------|
| | | | First quarter | Annual | | 1 to 4 | 5 to 9 | 10 to 19 | 20 to 49 | 50 to 99 | 100 to 249 | 250 to 499 | 500 to 999 | 1,000 or more |
| GEORGE | | | | | | | | | | | | | | |
| | Total | 2 947 | 12 356 | 51 239 | 304 | 182 | 55 | 36 | 20 | 7 | 3 | 1 | | |
| 11 | Forestry, fishing, hunting, and agriculture support | (B) | (D) | (D) | 10 | 7 | 2 | 1 | | | | | | |
| 21 | Mining | (A) | (D) | (D) | 1 | | 1 | | | | | | | |
| 22 | Utilities | 128 | 1 327 | 5 140 | 9 | 6 | 2 | | | | 1 | | | |
| 221 | Utilities | 128 | 1 327 | 5 140 | 9 | 6 | 2 | | | | 1 | | | |
| 2211 | Elec pwr generation, transmsn & distribution ... | (C) | (D) | (D) | 5 | 3 | 1 | | | | 1 | | | |
| 22112 | Electric pwr transmsn, control & distribution .. | (C) | (D) | (D) | 5 | 3 | 1 | | | | 1 | | | |
| 23 | Construction | 231 | 944 | 4 038 | 28 | 16 | 6 | 3 | 2 | 1 | | | | |
| 235 | Special trade contractors | 163 | 634 | 2 717 | 17 | 10 | 3 | 2 | 1 | 1 | | | | |
| 31-33 | Manufacturing | 270 | 1 058 | 4 290 | 11 | 5 | | 2 | 3 | | 1 | | | |
| 315 | Apparel manufacturing | (C) | (D) | (D) | 1 | | | | | | 1 | | | |
| 3152 | Cut & sew apparel mfg | (C) | (D) | (D) | 1 | | | | | | 1 | | | |
| 31521 | Cut & sew apparel contractors | (C) | (D) | (D) | 1 | | | | | | 1 | | | |
| 42 | Wholesale trade | 141 | 483 | 2 168 | 12 | 5 | 2 | 3 | 1 | 1 | | | | |
| 422 | Wholesale trade, nondurable goods | 100 | 300 | 1 409 | 6 | 3 | | 1 | 1 | 1 | | | | |
| 44-45 | Retail trade | 709 | 2 344 | 9 598 | 72 | 42 | 17 | 7 | 3 | 2 | 1 | | | |
| 445 | Food & beverage stores | 181 | 450 | 1 890 | 12 | 7 | 3 | | | 2 | | | | |
| 4451 | Grocery stores | (C) | (D) | (D) | 10 | 6 | 2 | | | 2 | | | | |
| 44511 | Grocery (except convenience) stores | 163 | 402 | 1 682 | 6 | 3 | 1 | | | 2 | | | | |
| 445110 | Grocery (except convenience) stores | 163 | 402 | 1 682 | 6 | 3 | 1 | | | 2 | | | | |
| 452 | General merchandise stores | 224 | 712 | 2 711 | 5 | | 3 | | 1 | | 1 | | | |
| 4521 | Department stores | (C) | (D) | (D) | 1 | | | | | | 1 | | | |
| 45211 | Department stores | (C) | (D) | (D) | 1 | | | | | | 1 | | | |
| 48-49 | Transportation & warehousing | (A) | (D) | (D) | 12 | 12 | | | | | | | | |
| 51 | Information | 22 | 151 | 614 | 4 | 1 | 3 | | | | | | | |
| 52 | Finance & insurance | 134 | 794 | 2 660 | 17 | 11 | 3 | 1 | 1 | 1 | | | | |
| 522 | Credit intermediation & related activities | 116 | 668 | 2 191 | 10 | 5 | 2 | 1 | 1 | 1 | | | | |
| 5221 | Depository credit intermediation | 104 | 600 | 1 933 | 7 | 3 | 1 | 1 | 1 | 1 | | | | |
| 52211 | Commercial banking | 104 | 600 | 1 933 | 7 | 3 | 1 | 1 | 1 | 1 | | | | |
| 522110 | Commercial banking | 104 | 600 | 1 933 | 7 | 3 | 1 | 1 | 1 | 1 | | | | |
| 53 | Real estate & rental & leasing | (A) | (D) | (D) | 5 | 5 | | | | | | | | |
| 54 | Professional, scientific & technical services | 112 | 642 | 2 370 | 21 | 14 | 3 | 3 | 1 | | | | | |
| 541 | Professional, scientific & technical services | 112 | 642 | 2 370 | 21 | 14 | 3 | 3 | 1 | | | | | |
| 55 | Management of companies & enterprises | (B) | (D) | (D) | 1 | | | | 1 | | | | | |
| 56 | Admin, support, waste mgt, remediation services | (A) | (D) | (D) | 2 | 2 | | | | | | | | |
| 61 | Educational services | (B) | (D) | (D) | 1 | | | | 1 | | | | | |
| 62 | Health care and social assistance | 536 | 2 965 | 13 144 | 23 | 11 | 5 | 4 | 1 | 1 | | 1 | | |
| 622 | Hospitals | (E) | (D) | (D) | 1 | | | | | | | 1 | | |
| 6221 | General medical & surgical hospitals | (E) | (D) | (D) | 1 | | | | | | | 1 | | |
| 62211 | General medical & surgical hospitals | (E) | (D) | (D) | 1 | | | | | | | 1 | | |
| 71 | Arts, entertainment & recreation | (A) | (D) | (D) | 1 | 1 | | | | | | | | |
| 72 | Accommodation & food services | 363 | 662 | 3 009 | 29 | 10 | 5 | 8 | 5 | 1 | | | | |
| 722 | Food services & drinking places | 311 | 556 | 2 576 | 25 | 9 | 4 | 7 | 4 | 1 | | | | |
| 7221 | Full-service restaurants | 105 | 146 | 642 | 11 | 4 | 3 | 3 | 1 | | | | | |
| 72211 | Full-service restaurants | 105 | 146 | 642 | 11 | 4 | 3 | 3 | 1 | | | | | |
| 722110 | Full-service restaurants | 105 | 146 | 642 | 11 | 4 | 3 | 3 | 1 | | | | | |
| 7222 | Limited-service eating places | 206 | 410 | 1 934 | 14 | 5 | 1 | 4 | 3 | 1 | | | | |
| 72221 | Limited-service eating places | 206 | 410 | 1 934 | 14 | 5 | 1 | 4 | 3 | 1 | | | | |
| 81 | Other services (except public administration) | 168 | 392 | 1 675 | 43 | 32 | 6 | 4 | 1 | | | | | |
| 99 | Unclassified establishments | (A) | (D) | (D) | 2 | 2 | | | | | | | | |
| GREENE | | | | | | | | | | | | | | |
| | Total | 868 | 3 552 | 14 949 | 123 | 71 | 32 | 11 | 5 | 4 | | | | |
| 11 | Forestry, fishing, hunting, and agriculture support | 108 | 448 | 1 872 | 19 | 9 | 8 | 1 | 1 | | | | | |
| 113 | Forestry and logging | 108 | 448 | 1 872 | 19 | 9 | 8 | 1 | 1 | | | | | |
| 1133 | Logging | 108 | 448 | 1 872 | 19 | 9 | 8 | 1 | 1 | | | | | |
| 11331 | Logging | 108 | 448 | 1 872 | 19 | 9 | 8 | 1 | 1 | | | | | |
| 113310 | Logging | 108 | 448 | 1 872 | 19 | 9 | 8 | 1 | 1 | | | | | |
| 21 | Mining | (A) | (D) | (D) | 2 | 1 | | 1 | | | | | | |
| 22 | Utilities | (A) | (D) | (D) | 3 | 3 | | | | | | | | |
| 23 | Construction | (B) | (D) | (D) | 5 | 2 | 3 | | | | | | | |
| 31-33 | Manufacturing | (B) | (D) | (D) | 3 | 1 | | | 1 | 1 | | | | |
| 42 | Wholesale trade | 90 | 485 | 2 053 | 4 | 1 | 1 | | 1 | 1 | | | | |

See footnotes at end of table.

Table 6. Counties—Employees, Payroll, and Establishments by Industry: 2000—Con.

[Excludes most government employees, railroad employees, and self-employed persons. Size class 1 to 4 includes establishments with payroll, but no employees, during mid-March pay period. (D) denotes figures withheld to avoid disclosing data for individual companies; the data are included in broader industry totals. Detailed industries with 100 or more employees are shown if industry was not a (D). For explanation of terms, abbreviations, and data reliability/comparability, see introductory text]

| NAICS code | Industry | Number of employees for week including March 12 | Payroll (\$1,000) | | Total number of establishments | Number of establishments by employment-size class | | | | | | | | |
|--------------------|---|---|-------------------|----------------|--------------------------------|---|------------|-----------|-----------|-----------|------------|------------|------------|---------------|
| | | | First quarter | Annual | | 1 to 4 | 5 to 9 | 10 to 19 | 20 to 49 | 50 to 99 | 100 to 249 | 250 to 499 | 500 to 999 | 1,000 or more |
| GREENE—Con. | | | | | | | | | | | | | | |
| 44-45 | Retail trade | 174 | 495 | 2 245 | 30 | 16 | 8 | 5 | 1 | — | — | — | — | — |
| 48-49 | Transportation & warehousing | (A) | (D) | (D) | 5 | 5 | — | — | — | — | — | — | — | — |
| 51 | Information | (A) | (D) | (D) | 3 | 2 | 1 | — | — | — | — | — | — | — |
| 52 | Finance & insurance | (B) | (D) | (D) | 9 | 6 | 2 | 1 | — | — | — | — | — | — |
| 53 | Real estate & rental & leasing | (A) | (D) | (D) | 2 | 2 | — | — | — | — | — | — | — | — |
| 54 | Professional, scientific & technical services | (A) | (D) | (D) | 4 | 3 | 1 | — | — | — | — | — | — | — |
| 56 | Admin, support, waste mgt, remediation services | (A) | (D) | (D) | 2 | 2 | — | — | — | — | — | — | — | — |
| 62 | Health care and social assistance | 151 | 680 | 2 290 | 8 | 4 | 1 | 1 | — | 2 | — | — | — | — |
| 623 | Nursing & residential care facilities | (C) | (D) | (D) | 4 | 2 | — | — | — | 2 | — | — | — | — |
| 6231 | Nursing care facilities | (C) | (D) | (D) | 3 | 1 | — | — | — | 2 | — | — | — | — |
| 62311 | Nursing care facilities | (C) | (D) | (D) | 3 | 1 | — | — | — | 2 | — | — | — | — |
| 71 | Arts, entertainment & recreation | (A) | (D) | (D) | 1 | 1 | — | — | — | — | — | — | — | — |
| 72 | Accommodation & food services | 67 | 99 | 329 | 7 | 1 | 4 | 1 | 1 | — | — | — | — | — |
| 81 | Other services (except public administration) | 53 | 228 | 928 | 14 | 10 | 3 | 1 | — | — | — | — | — | — |
| 99 | Unclassified establishments | (A) | (D) | (D) | 2 | 2 | — | — | — | — | — | — | — | — |
| GRENADA | | | | | | | | | | | | | | |
| | Total | 10 682 | 61 265 | 245 196 | 621 | 321 | 148 | 70 | 54 | 14 | 9 | 3 | 1 | 1 |
| 11 | Forestry, fishing, hunting, and agriculture support | 87 | 483 | 1 818 | 9 | 3 | 4 | 1 | 1 | — | — | — | — | — |
| 21 | Mining | (A) | (D) | (D) | 1 | — | — | 1 | — | — | — | — | — | — |
| 22 | Utilities | 45 | 548 | 2 102 | 4 | 2 | — | 1 | 1 | — | — | — | — | — |
| 23 | Construction | 362 | 1 888 | 8 579 | 37 | 19 | 6 | 7 | 3 | 2 | — | — | — | — |
| 233 | Building, developing & general contracting | 153 | 651 | 3 156 | 14 | 5 | 1 | 5 | 3 | — | — | — | — | — |
| 2333 | Nonresidential building construction | (C) | (D) | (D) | 8 | — | 1 | 4 | 3 | — | — | — | — | — |
| 23332 | Commercial & institutional bldg construction .. | 125 | 559 | 2 630 | 7 | — | — | 4 | 3 | — | — | — | — | — |
| 233320 | Commercial & institutional bldg construction .. | 125 | 559 | 2 630 | 7 | — | — | 4 | 3 | — | — | — | — | — |
| 235 | Special trade contractors | 138 | 719 | 3 003 | 18 | 11 | 5 | 1 | — | 1 | — | — | — | — |
| 2359 | Other special trade contractors | 105 | 579 | 2 343 | 5 | 1 | 3 | — | — | 1 | — | — | — | — |
| 31-33 | Manufacturing | 4 153 | 31 579 | 121 654 | 27 | 9 | 1 | 2 | 6 | 2 | 5 | 1 | — | 1 |
| 315 | Apparel manufacturing | (E) | (D) | (D) | 1 | — | — | — | — | — | — | 1 | — | — |
| 3151 | Apparel knitting mills | (E) | (D) | (D) | 1 | — | — | — | — | — | — | 1 | — | — |
| 31511 | Hosiery & sock mills | (E) | (D) | (D) | 1 | — | — | — | — | — | — | 1 | — | — |
| 321 | Wood product mfg | 405 | 2 695 | 11 071 | 5 | — | — | — | 2 | 1 | 2 | — | — | — |
| 3211 | Sawmills & wood preservation | (E) | (D) | (D) | 4 | — | — | — | 2 | 1 | 1 | — | — | — |
| 32111 | Sawmills & wood preservation | (E) | (D) | (D) | 4 | — | — | — | 2 | 1 | 1 | — | — | — |
| 3219 | Other wood product mfg | (C) | (D) | (D) | 1 | — | — | — | — | — | 1 | — | — | — |
| 32191 | Millwork | (C) | (D) | (D) | 1 | — | — | — | — | — | 1 | — | — | — |
| 322 | Paper mfg | (E) | (D) | (D) | 2 | — | — | — | — | 1 | 1 | — | — | — |
| 3221 | Pulp, paper & paperboard mills | (C) | (D) | (D) | 1 | — | — | — | — | — | 1 | — | — | — |
| 32212 | Paper mills | (C) | (D) | (D) | 1 | — | — | — | — | — | 1 | — | — | — |
| 327 | Nonmetallic mineral product mfg | (C) | (D) | (D) | 2 | 1 | — | — | — | — | 1 | — | — | — |
| 3272 | Glass & glass product mfg | (C) | (D) | (D) | 1 | — | — | — | — | — | 1 | — | — | — |
| 32721 | Glass & glass product mfg | (C) | (D) | (D) | 1 | — | — | — | — | — | 1 | — | — | — |
| 333 | Machinery mfg | (H) | (D) | (D) | 1 | — | — | — | — | — | — | — | — | 1 |
| 3334 | HVAC & commercial refrigeration equipment mfg | (H) | (D) | (D) | 1 | — | — | — | — | — | — | — | — | 1 |
| 33341 | HVAC & commercial refrigeration equipment mfg | (H) | (D) | (D) | 1 | — | — | — | — | — | — | — | — | 1 |
| 336 | Transportation equipment mfg | (C) | (D) | (D) | 1 | — | — | — | — | — | 1 | — | — | — |
| 3363 | Motor vehicle parts mfg | (C) | (D) | (D) | 1 | — | — | — | — | — | 1 | — | — | — |
| 33637 | Motor vehicle metal stamping | (C) | (D) | (D) | 1 | — | — | — | — | — | 1 | — | — | — |
| 42 | Wholesale trade | 321 | 1 690 | 7 148 | 34 | 13 | 13 | 4 | 4 | — | — | — | — | — |
| 421 | Wholesale trade, durable goods | 221 | 1 198 | 5 141 | 22 | 10 | 8 | — | 4 | — | — | — | — | — |
| 422 | Wholesale trade, nondurable goods | 100 | 492 | 2 007 | 12 | 3 | 5 | 4 | — | — | — | — | — | — |

See footnotes at end of table.

Table 6. Counties—Employees, Payroll, and Establishments by Industry: 2000—Con.

[Excludes most government employees, railroad employees, and self-employed persons. Size class 1 to 4 includes establishments with payroll, but no employees, during mid-March pay period. (D) denotes figures withheld to avoid disclosing data for individual companies; the data are included in broader industry totals. Detailed industries with 100 or more employees are shown if industry was not a (D). For explanation of terms, abbreviations, and data reliability/comparability, see introductory text]

| NAICS code | Industry | Number of employees for week including March 12 | Payroll (\$1,000) | | Total number of establishments | Number of establishments by employment-size class | | | | | | | | |
|---------------------|--|---|-------------------|---------------|--------------------------------|---|-----------|-----------|-----------|----------|------------|------------|------------|---------------|
| | | | First quarter | Annual | | 1 to 4 | 5 to 9 | 10 to 19 | 20 to 49 | 50 to 99 | 100 to 249 | 250 to 499 | 500 to 999 | 1,000 or more |
| GRENADA—Con. | | | | | | | | | | | | | | |
| 44-45 | Retail trade | 1 517 | 6 209 | 25 987 | 137 | 62 | 46 | 14 | 10 | 4 | — | 1 | — | — |
| 441 | Motor vehicle & parts dealers | 234 | 1 662 | 7 222 | 18 | 9 | 2 | 3 | 2 | 2 | — | — | — | — |
| 4411 | Automobile dealers | 194 | 1 466 | 6 339 | 10 | 4 | 1 | 1 | 2 | 2 | — | — | — | — |
| 44111 | New car dealers | 182 | 1 430 | 6 170 | 5 | — | — | 1 | 2 | 2 | — | — | — | — |
| 441110 | New car dealers | 182 | 1 430 | 6 170 | 5 | — | — | 1 | 2 | 2 | — | — | — | — |
| 444 | Bldg material & garden equip & supp dealers | 109 | 503 | 2 370 | 13 | 5 | 5 | 2 | 1 | — | — | — | — | — |
| 4441 | Building material & supplies dealers | (C) | (D) | (D) | 12 | 5 | 4 | 2 | 1 | — | — | — | — | — |
| 445 | Food & beverage stores | 241 | 767 | 3 144 | 18 | 10 | 3 | — | 3 | 2 | — | — | — | — |
| 4451 | Grocery stores | (C) | (D) | (D) | 15 | 8 | 2 | — | 3 | 2 | — | — | — | — |
| 44511 | Grocery (except convenience) stores | 211 | 658 | 2 734 | 9 | 4 | — | — | 3 | 2 | — | — | — | — |
| 445110 | Grocery (except convenience) stores | 211 | 658 | 2 734 | 9 | 4 | — | — | 3 | 2 | — | — | — | — |
| 447 | Gasoline stations | 156 | 433 | 1 824 | 21 | 8 | 8 | 4 | 1 | — | — | — | — | — |
| 4471 | Gasoline stations | 156 | 433 | 1 824 | 21 | 8 | 8 | 4 | 1 | — | — | — | — | — |
| 44711 | Gasoline stations with convenience stores | 127 | 353 | 1 491 | 15 | 5 | 5 | 4 | 1 | — | — | — | — | — |
| 447110 | Gasoline stations with convenience stores | 127 | 353 | 1 491 | 15 | 5 | 5 | 4 | 1 | — | — | — | — | — |
| 452 | General merchandise stores | 480 | 1 711 | 6 903 | 9 | 2 | 3 | 1 | 2 | — | — | 1 | — | — |
| 4529 | Other general merchandise stores | 480 | 1 711 | 6 903 | 9 | 2 | 3 | 1 | 2 | — | — | 1 | — | — |
| 45291 | Warehouse clubs & superstores | (E) | (D) | (D) | 1 | — | — | — | — | — | — | 1 | — | — |
| 48-49 | Transportation & warehousing | 351 | 2 103 | 8 919 | 35 | 15 | 8 | 5 | 1 | 1 | — | — | — | — |
| 484 | Truck transportation | 279 | 1 891 | 7 912 | 27 | 12 | 5 | 5 | 4 | 1 | — | — | — | — |
| 4841 | General freight trucking | 202 | 1 613 | 6 649 | 17 | 7 | 2 | 4 | 3 | 1 | — | — | — | — |
| 48412 | General freight trucking, long-distance | 183 | 1 514 | 6 188 | 13 | 5 | 1 | 3 | 3 | 1 | — | — | — | — |
| 484122 | General freight trucking, long-distance, LTL | 118 | 1 179 | 4 887 | 5 | — | — | 3 | 1 | 1 | — | — | — | — |
| 51 | Information | 84 | 665 | 2 538 | 8 | 3 | 1 | 2 | 2 | — | — | — | — | — |
| 52 | Finance & insurance | 271 | 1 939 | 7 619 | 48 | 34 | 9 | 3 | 1 | 1 | — | — | — | — |
| 522 | Credit intermediation & related activities | 246 | 1 755 | 6 827 | 36 | 22 | 9 | 3 | 1 | 1 | — | — | — | — |
| 5221 | Depository credit intermediation | (C) | (D) | (D) | 17 | 8 | 4 | 3 | 1 | 1 | — | — | — | — |
| 52211 | Commercial banking | 170 | 1 356 | 5 278 | 15 | 6 | 4 | 3 | 1 | 1 | — | — | — | — |
| 522110 | Commercial banking | 170 | 1 356 | 5 278 | 15 | 6 | 4 | 3 | 1 | 1 | — | — | — | — |
| 53 | Real estate & rental & leasing | 69 | 280 | 1 088 | 23 | 19 | 2 | 2 | — | — | — | — | — | — |
| 54 | Professional, scientific & technical services | 181 | 1 166 | 5 555 | 41 | 32 | 5 | 2 | 2 | — | — | — | — | — |
| 541 | Professional, scientific & technical services | 181 | 1 166 | 5 555 | 41 | 32 | 5 | 2 | 2 | — | — | — | — | — |
| 55 | Management of companies & enterprises | (A) | (D) | (D) | 1 | 1 | — | — | — | — | — | — | — | — |
| 56 | Admin, support, waste mgt, remediation services | 615 | 2 255 | 8 589 | 21 | 11 | 4 | — | 3 | 1 | 1 | 1 | — | — |
| 561 | Administrative & support services | (F) | (D) | (D) | 20 | 11 | 4 | — | 2 | 1 | 1 | 1 | — | — |
| 5613 | Employment services | (E) | (D) | (D) | 2 | 1 | — | — | — | — | — | 1 | — | — |
| 56132 | Temporary help services | (E) | (D) | (D) | 2 | 1 | — | — | — | — | — | 1 | — | — |
| 5616 | Investigation & security services | 245 | 760 | 3 059 | 3 | — | — | — | 1 | 1 | — | — | — | — |
| 56161 | Investigation, guard & armored car services | 245 | 760 | 3 059 | 3 | — | — | — | 1 | 1 | — | — | — | — |
| 561612 | Security guards & patrol services | 245 | 760 | 3 059 | 3 | — | — | — | 1 | 1 | — | — | — | — |
| 61 | Educational services | (B) | (D) | (D) | 2 | 1 | — | — | 1 | — | — | — | — | — |
| 62 | Health care and social assistance | 1 323 | 7 043 | 29 272 | 57 | 22 | 20 | 8 | 4 | — | 2 | — | 1 | — |
| 621 | Ambulatory health care services | 236 | 1 826 | 8 750 | 38 | 16 | 15 | 6 | 1 | — | — | — | — | — |
| 6211 | Offices of physicians | 149 | 1 268 | 6 498 | 24 | 10 | 9 | 5 | — | — | — | — | — | — |
| 62111 | Offices of physicians | 149 | 1 268 | 6 498 | 24 | 10 | 9 | 5 | — | — | — | — | — | — |
| 622 | Hospitals | (F) | (D) | (D) | 2 | 1 | — | — | — | — | — | — | 1 | — |
| 6221 | General medical & surgical hospitals | (F) | (D) | (D) | 1 | — | — | — | — | — | — | — | 1 | — |
| 62211 | General medical & surgical hospitals | (F) | (D) | (D) | 1 | — | — | — | — | — | — | — | 1 | — |
| 623 | Nursing & residential care facilities | (E) | (D) | (D) | 5 | — | 1 | — | 2 | — | 2 | — | — | — |
| 6231 | Nursing care facilities | 345 | 986 | 4 381 | 3 | — | — | — | 1 | — | 2 | — | — | — |
| 62311 | Nursing care facilities | 345 | 986 | 4 381 | 3 | — | — | — | 1 | — | 2 | — | — | — |
| 623110 | Nursing care facilities | 345 | 986 | 4 381 | 3 | — | — | — | 1 | — | 2 | — | — | — |
| 71 | Arts, entertainment & recreation | 37 | 130 | 529 | 7 | 4 | 2 | — | 1 | — | — | — | — | — |
| 72 | Accommodation & food services | 871 | 1 708 | 7 276 | 50 | 20 | 6 | 11 | 9 | 3 | 1 | — | — | — |
| 721 | Accommodation | 135 | 264 | 1 099 | 11 | 4 | 2 | 3 | 2 | — | — | — | — | — |
| 7211 | Traveler accommodation | (C) | (D) | (D) | 9 | 2 | 2 | 3 | 2 | — | — | — | — | — |
| 72111 | Hotels (exc casino hotels) & motels | 124 | 237 | 1 021 | 8 | 2 | 1 | 3 | 2 | — | — | — | — | — |
| 721110 | Hotels (exc casino hotels) & motels | 124 | 237 | 1 021 | 8 | 2 | 1 | 3 | 2 | — | — | — | — | — |
| 722 | Food services & drinking places | 736 | 1 444 | 6 177 | 39 | 16 | 4 | 8 | 7 | 3 | 1 | — | — | — |
| 7221 | Full-service restaurants | 325 | 656 | 2 851 | 16 | 8 | 1 | 2 | 4 | — | 1 | — | — | — |
| 72211 | Full-service restaurants | 325 | 656 | 2 851 | 16 | 8 | 1 | 2 | 4 | — | 1 | — | — | — |
| 722110 | Full-service restaurants | 325 | 656 | 2 851 | 16 | 8 | 1 | 2 | 4 | — | 1 | — | — | — |
| 7222 | Limited-service eating places | 403 | 769 | 3 258 | 20 | 6 | 2 | 6 | 3 | 3 | — | — | — | — |
| 72221 | Limited-service eating places | 403 | 769 | 3 258 | 20 | 6 | 2 | 6 | 3 | 3 | — | — | — | — |
| 722211 | Limited-service restaurants | 392 | 751 | 3 127 | 16 | 3 | 1 | 6 | 3 | 3 | — | — | — | — |
| 81 | Other services (except public administration) | 298 | 985 | 4 143 | 68 | 43 | 18 | 6 | 1 | — | — | — | — | — |
| 813 | Religious, grantmaking, civic, prof & like organizations | 132 | 323 | 1 335 | 31 | 21 | 6 | 4 | — | — | — | — | — | — |
| 8131 | Religious organizations | 108 | 274 | 1 092 | 24 | 15 | 6 | 3 | — | — | — | — | — | — |
| 81311 | Religious organizations | 108 | 274 | 1 092 | 24 | 15 | 6 | 3 | — | — | — | — | — | — |
| 813110 | Religious organizations | 108 | 274 | 1 092 | 24 | 15 | 6 | 3 | — | — | — | — | — | — |

See footnotes at end of table.

Table 6. Counties—Employees, Payroll, and Establishments by Industry: 2000—Con.

[Excludes most government employees, railroad employees, and self-employed persons. Size class 1 to 4 includes establishments with payroll, but no employees, during mid-March pay period. (D) denotes figures withheld to avoid disclosing data for individual companies; the data are included in broader industry totals. Detailed industries with 100 or more employees are shown if industry was not a (D). For explanation of terms, abbreviations, and data reliability/comparability, see introductory text]

| NAICS code | Industry | Number of employees for week including March 12 | Payroll (\$1,000) | | Total number of establishments | Number of establishments by employment-size class | | | | | | | | | |
|---------------------|---|---|-------------------|----------------|--------------------------------|---|------------|-----------|-----------|-----------|------------|------------|------------|---------------|--|
| | | | First quarter | Annual | | 1 to 4 | 5 to 9 | 10 to 19 | 20 to 49 | 50 to 99 | 100 to 249 | 250 to 499 | 500 to 999 | 1,000 or more | |
| GRENADA—Con. | | | | | | | | | | | | | | | |
| 95 | Auxiliaries (exc corporate, subsidiary & regional mgt) | 25 | 223 | 770 | 4 | 1 | 3 | — | — | — | — | — | — | — | |
| 99 | Unclassified establishments | 6 | 54 | 204 | 7 | 7 | — | — | — | — | — | — | — | — | |
| HANCOCK | | | | | | | | | | | | | | | |
| | Total | 9 978 | 62 691 | 246 255 | 753 | 436 | 157 | 77 | 52 | 15 | 11 | 3 | 1 | 1 | |
| 11 | Forestry, fishing, hunting, and agriculture support | (B) | (D) | (D) | 2 | 1 | — | — | 1 | — | — | — | — | — | |
| 21 | Mining | (A) | (D) | (D) | 2 | — | 1 | 1 | — | — | — | — | — | — | |
| 22 | Utilities | 169 | 1 620 | 6 702 | 4 | — | 1 | 1 | 1 | — | 1 | — | — | — | |
| 221 | Utilities | 169 | 1 620 | 6 702 | 4 | — | 1 | 1 | 1 | — | 1 | — | — | — | |
| 2211 | Elec pwr generation, transmn & distribution ... | (C) | (D) | (D) | 2 | — | — | 1 | — | — | 1 | — | — | — | |
| 22112 | Electric pwr transmn, control & distribution .. | (C) | (D) | (D) | 2 | — | — | 1 | — | — | 1 | — | — | — | |
| 23 | Construction | 405 | 2 505 | 10 008 | 76 | 55 | 14 | 3 | 3 | 1 | — | — | — | — | |
| 233 | Building, developing & general contracting | 161 | 1 007 | 3 784 | 29 | 24 | 4 | — | — | 1 | — | — | — | — | |
| 2333 | Nonresidential building construction | 100 | 784 | 2 757 | 7 | 5 | 1 | — | — | 1 | — | — | — | — | |
| 23332 | Commercial & institutional bldg construction .. | 100 | 784 | 2 757 | 7 | 5 | 1 | — | — | 1 | — | — | — | — | |
| 233320 | Commercial & institutional bldg construction .. | 100 | 784 | 2 757 | 7 | 5 | 1 | — | — | 1 | — | — | — | — | |
| 235 | Special trade contractors | 197 | 1 324 | 5 735 | 40 | 28 | 7 | 3 | 2 | — | — | — | — | — | |
| 31-33 | Manufacturing | 750 | 8 336 | 32 887 | 27 | 12 | 4 | 4 | 2 | 2 | 3 | — | — | — | |
| 325 | Chemical mfg | 398 | 5 318 | 20 115 | 3 | — | — | — | — | 1 | 2 | — | — | — | |
| 3252 | Resin, syn rubber, artf & syn fibers, fil mfg | (E) | (D) | (D) | 2 | — | — | — | — | — | 2 | — | — | — | |
| 32521 | Resin & synthetic rubber mfg | (C) | (D) | (D) | 1 | — | — | — | — | — | 1 | — | — | — | |
| 32522 | Artificial & synthetic fibers, filaments mfg | (C) | (D) | (D) | 1 | — | — | — | — | — | 1 | — | — | — | |
| 335 | Electrical equip, appliance & component mfg | (C) | (D) | (D) | 2 | — | — | — | 1 | — | 1 | — | — | — | |
| 3359 | Other electrical equipment & component mfg ... | (C) | (D) | (D) | 1 | — | — | — | — | — | 1 | — | — | — | |
| 33592 | Communication & energy wire & cable mfg ... | (C) | (D) | (D) | 1 | — | — | — | — | — | 1 | — | — | — | |
| 42 | Wholesale trade | 205 | 1 342 | 5 674 | 30 | 18 | 7 | 3 | 2 | — | — | — | — | — | |
| 421 | Wholesale trade, durable goods | 128 | 754 | 2 822 | 17 | 11 | 3 | 1 | 2 | — | — | — | — | — | |
| 44-45 | Retail trade | 1 618 | 5 990 | 24 713 | 130 | 60 | 36 | 15 | 12 | 4 | 3 | — | — | — | |
| 441 | Motor vehicle & parts dealers | 154 | 998 | 4 173 | 17 | 8 | 4 | 3 | 2 | — | — | — | — | — | |
| 444 | Bldg material & garden equip & supp dealers | 174 | 725 | 3 191 | 15 | 7 | 3 | 2 | 2 | 1 | — | — | — | — | |
| 4441 | Building material & supplies dealers | (C) | (D) | (D) | 14 | 6 | 3 | 2 | 2 | 1 | — | — | — | — | |
| 44419 | Other building material dealers | 137 | 550 | 2 462 | 9 | 4 | 2 | — | 2 | 1 | — | — | — | — | |
| 444190 | Other building material dealers | 137 | 550 | 2 462 | 9 | 4 | 2 | — | 2 | 1 | — | — | — | — | |
| 445 | Food & beverage stores | 476 | 1 287 | 5 551 | 18 | 6 | 4 | 2 | 3 | 1 | 2 | — | — | — | |
| 4451 | Grocery stores | (E) | (D) | (D) | 12 | 1 | 3 | 2 | 3 | 1 | 2 | — | — | — | |
| 44511 | Grocery (except convenience) stores | 456 | 1 245 | 5 383 | 11 | 1 | 2 | 2 | 3 | 1 | 2 | — | — | — | |
| 445110 | Grocery (except convenience) stores | 456 | 1 245 | 5 383 | 11 | 1 | 2 | 2 | 3 | 1 | 2 | — | — | — | |
| 447 | Gasoline stations | 260 | 865 | 3 457 | 22 | 6 | 8 | 4 | 3 | 1 | — | — | — | — | |
| 4471 | Gasoline stations | 260 | 865 | 3 457 | 22 | 6 | 8 | 4 | 3 | 1 | — | — | — | — | |
| 44711 | Gasoline stations with convenience stores ... | 222 | 797 | 3 220 | 18 | 4 | 7 | 4 | 2 | 1 | — | — | — | — | |
| 447110 | Gasoline stations with convenience stores ... | 222 | 797 | 3 220 | 18 | 4 | 7 | 4 | 2 | 1 | — | — | — | — | |
| 452 | General merchandise stores | 354 | 1 326 | 4 957 | 9 | — | 5 | 1 | 1 | 1 | 1 | — | — | — | |
| 4521 | Department stores | (E) | (D) | (D) | 2 | — | — | — | — | 1 | 1 | — | — | — | |
| 45211 | Department stores | (E) | (D) | (D) | 2 | — | — | — | — | 1 | 1 | — | — | — | |
| 48-49 | Transportation & warehousing | 154 | 1 323 | 5 743 | 26 | 14 | 8 | 3 | 1 | — | — | — | — | — | |
| 51 | Information | 98 | 483 | 2 232 | 12 | 5 | 3 | 3 | 1 | — | — | — | — | — | |
| 52 | Finance & insurance | 205 | 1 299 | 5 456 | 52 | 36 | 14 | 2 | — | — | — | — | — | — | |
| 522 | Credit intermediation & related activities | 159 | 896 | 4 118 | 36 | 22 | 12 | 2 | — | — | — | — | — | — | |
| 5221 | Depository credit intermediation | (C) | (D) | (D) | 18 | 6 | 10 | 2 | — | — | — | — | — | — | |
| 52211 | Commercial banking | 103 | 575 | 2 351 | 16 | 6 | 8 | 2 | — | — | — | — | — | — | |
| 522110 | Commercial banking | 103 | 575 | 2 351 | 16 | 6 | 8 | 2 | — | — | — | — | — | — | |
| 53 | Real estate & rental & leasing | 112 | 505 | 3 051 | 38 | 29 | 8 | 1 | — | — | — | — | — | — | |
| 54 | Professional, scientific & technical services | 1 437 | 14 044 | 55 665 | 78 | 55 | 7 | 6 | 4 | 3 | 1 | 2 | — | — | |
| 541 | Professional, scientific & technical services | 1 437 | 14 044 | 55 665 | 78 | 55 | 7 | 6 | 4 | 3 | 1 | 2 | — | — | |
| 5413 | Architectural, engineering & related services ... | 508 | 5 677 | 25 779 | 11 | 7 | — | 1 | 2 | — | — | 1 | — | — | |
| 54133 | Engineering services | 501 | 5 655 | 25 701 | 8 | 4 | — | 1 | 2 | — | — | 1 | — | — | |
| 541330 | Engineering services | 501 | 5 655 | 25 701 | 8 | 4 | — | 1 | 2 | — | — | 1 | — | — | |
| 5415 | Computer systems design & related services ... | 675 | 6 183 | 22 894 | 16 | 9 | — | 2 | 1 | 2 | 1 | 1 | — | — | |
| 54151 | Computer systems design & related services ... | 675 | 6 183 | 22 894 | 16 | 9 | — | 2 | 1 | 2 | 1 | 1 | — | — | |
| 5417 | Scientific R&D services | 114 | 1 230 | 3 315 | 4 | 2 | — | 1 | — | 1 | — | — | — | — | |
| 54171 | R&D in physical, engineering & life sciences.. | 114 | 1 230 | 3 315 | 4 | 2 | — | 1 | — | 1 | — | — | — | — | |
| 541710 | R&D in physical, engineering & life sciences | 114 | 1 230 | 3 315 | 4 | 2 | — | 1 | — | 1 | — | — | — | — | |
| 55 | Management of companies & enterprises | (B) | (D) | (D) | 3 | — | 2 | — | 1 | — | — | — | — | — | |

See footnotes at end of table.

Table 6. Counties—Employees, Payroll, and Establishments by Industry: 2000—Con.

[Excludes most government employees, railroad employees, and self-employed persons. Size class 1 to 4 includes establishments with payroll, but no employees, during mid-March pay period. (D) denotes figures withheld to avoid disclosing data for individual companies; the data are included in broader industry totals. Detailed industries with 100 or more employees are shown if industry was not a (D). For explanation of terms, abbreviations, and data reliability/comparability, see introductory text]

| NAICS code | Industry | Number of employees for week including March 12 | Payroll (\$1,000) | | Total number of establishments | Number of establishments by employment-size class | | | | | | | | |
|---------------------|---|---|-------------------|------------------|--------------------------------|---|------------|------------|------------|------------|------------|------------|------------|---------------|
| | | | First quarter | Annual | | 1 to 4 | 5 to 9 | 10 to 19 | 20 to 49 | 50 to 99 | 100 to 249 | 250 to 499 | 500 to 999 | 1,000 or more |
| HANCOCK—Con. | | | | | | | | | | | | | | |
| 56 | Admin, support, waste mgt, remediation services | 1 178 | 7 366 | 24 489 | 37 | 21 | 4 | 3 | 4 | 3 | 1 | — | 1 | — |
| 561 | Administrative & support services | 1 174 | 7 345 | 24 343 | 34 | 18 | 4 | 3 | 4 | 3 | 1 | — | 1 | — |
| 5611 | Office administrative services | (C) | (D) | (D) | 4 | 2 | — | — | — | 1 | 1 | — | — | — |
| 56111 | Office administrative services | (C) | (D) | (D) | 4 | 2 | — | — | — | 1 | 1 | — | — | — |
| 5612 | Facilities support services | (F) | (D) | (D) | 3 | — | — | 1 | — | 1 | — | — | 1 | — |
| 56121 | Facilities support services | (F) | (D) | (D) | 3 | — | — | 1 | — | 1 | — | — | 1 | — |
| 5617 | Services to buildings & dwellings | 196 | 655 | 2 536 | 16 | 7 | 4 | 2 | 2 | 1 | — | — | — | — |
| 56172 | Janitorial services | 171 | 553 | 1 987 | 7 | 1 | 1 | 2 | 2 | 1 | — | — | — | — |
| 561720 | Janitorial services | 171 | 553 | 1 987 | 7 | 1 | 1 | 2 | 2 | 1 | — | — | — | — |
| 61 | Educational services | 214 | 1 126 | 4 545 | 9 | 3 | 1 | 1 | 3 | — | 1 | — | — | — |
| 611 | Educational services | 214 | 1 126 | 4 545 | 9 | 3 | 1 | 1 | 3 | — | 1 | — | — | — |
| 6111 | Elementary & secondary schools | (C) | (D) | (D) | 6 | 2 | — | 1 | 3 | — | — | — | — | — |
| 61111 | Elementary & secondary schools | (C) | (D) | (D) | 6 | 2 | — | 1 | 3 | — | — | — | — | — |
| 6113 | Colleges, universities & professional schools | (C) | (D) | (D) | 2 | — | 1 | — | — | — | 1 | — | — | — |
| 61131 | Colleges, universities & professional schools | (C) | (D) | (D) | 2 | — | 1 | — | — | — | 1 | — | — | — |
| 62 | Health care and social assistance | 811 | 5 703 | 22 777 | 59 | 31 | 16 | 7 | 3 | 1 | — | 1 | — | — |
| 621 | Ambulatory health care services | 196 | 1 628 | 7 053 | 45 | 26 | 15 | 4 | — | — | — | — | — | — |
| 6211 | Offices of physicians | 102 | 819 | 3 397 | 25 | 16 | 8 | 1 | — | — | — | — | — | — |
| 62111 | Offices of physicians | 102 | 819 | 3 397 | 25 | 16 | 8 | 1 | — | — | — | — | — | — |
| 621111 | Offices of physicians (exc mental health) | 102 | 819 | 3 397 | 25 | 16 | 8 | 1 | — | — | — | — | — | — |
| 622 | Hospitals | (E) | (D) | (D) | 1 | — | — | — | — | — | — | 1 | — | — |
| 6221 | General medical & surgical hospitals | (E) | (D) | (D) | 1 | — | — | — | — | — | — | 1 | — | — |
| 62211 | General medical & surgical hospitals | (E) | (D) | (D) | 1 | — | — | — | — | — | — | 1 | — | — |
| 624 | Social assistance | (C) | (D) | (D) | 12 | 5 | 1 | 3 | 3 | — | — | — | — | — |
| 6244 | Child day care services | (C) | (D) | (D) | 9 | 3 | 1 | 2 | 3 | — | — | — | — | — |
| 62441 | Child day care services | (C) | (D) | (D) | 9 | 3 | 1 | 2 | 3 | — | — | — | — | — |
| 71 | Arts, entertainment & recreation | (G) | (D) | (D) | 11 | 6 | 3 | — | — | — | 1 | — | — | 1 |
| 713 | Amusement, gambling & recreation industries | (G) | (D) | (D) | 10 | 5 | 3 | — | — | — | 1 | — | — | 1 |
| 7132 | Gambling industries | (G) | (D) | (D) | 1 | — | — | — | — | — | — | — | — | 1 |
| 71321 | Casinos (except hotel casinos) | (G) | (D) | (D) | 1 | — | — | — | — | — | — | — | — | 1 |
| 7139 | Other amusement & recreation industries | 161 | 621 | 2 752 | 9 | 5 | 3 | — | — | — | 1 | — | — | — |
| 71391 | Golf courses & country clubs | (C) | (D) | (D) | 1 | — | — | — | — | — | 1 | — | — | — |
| 72 | Accommodation & food services | 818 | 1 710 | 7 265 | 66 | 23 | 15 | 13 | 14 | 1 | — | — | — | — |
| 722 | Food services & drinking places | 749 | 1 533 | 6 527 | 58 | 17 | 15 | 13 | 12 | 1 | — | — | — | — |
| 7221 | Full-service restaurants | 327 | 670 | 2 876 | 28 | 8 | 7 | 8 | 5 | — | — | — | — | — |
| 72211 | Full-service restaurants | 327 | 670 | 2 876 | 28 | 8 | 7 | 8 | 5 | — | — | — | — | — |
| 722110 | Full-service restaurants | 327 | 670 | 2 876 | 28 | 8 | 7 | 8 | 5 | — | — | — | — | — |
| 7222 | Limited-service eating places | 347 | 686 | 2 937 | 20 | 4 | 4 | 5 | 6 | 1 | — | — | — | — |
| 72221 | Limited-service eating places | 347 | 686 | 2 937 | 20 | 4 | 4 | 5 | 6 | 1 | — | — | — | — |
| 81 | Other services (except public administration) | 319 | 1 184 | 4 916 | 81 | 58 | 13 | 10 | — | — | — | — | — | — |
| 811 | Repair & maintenance | 121 | 536 | 2 188 | 31 | 21 | 6 | 4 | — | — | — | — | — | — |
| 813 | Religious, grantmaking, civic, prof & like organizations | 152 | 444 | 1 859 | 37 | 27 | 5 | 5 | — | — | — | — | — | — |
| 8131 | Religious organizations | 103 | 289 | 1 208 | 24 | 17 | 4 | 3 | — | — | — | — | — | — |
| 81311 | Religious organizations | 103 | 289 | 1 208 | 24 | 17 | 4 | 3 | — | — | — | — | — | — |
| 813110 | Religious organizations | 103 | 289 | 1 208 | 24 | 17 | 4 | 3 | — | — | — | — | — | — |
| 95 | Auxiliaries (exc corporate, subsidiary & regional mgt) | (A) | (D) | (D) | 1 | — | — | 1 | — | — | — | — | — | — |
| 99 | Unclassified establishments | (A) | (D) | (D) | 9 | 9 | — | — | — | — | — | — | — | — |
| HARRISON | | | | | | | | | | | | | | |
| | Total | 79 885 | 475 850 | 1 936 423 | 4 459 | 2 325 | 894 | 588 | 432 | 127 | 63 | 9 | 10 | 11 |
| 11 | Forestry, fishing, hunting, and agriculture support | (A) | (D) | (D) | 10 | 8 | 2 | — | — | — | — | — | — | — |
| 21 | Mining | (B) | (D) | (D) | 7 | 6 | — | — | 1 | — | — | — | — | — |
| 22 | Utilities | (F) | (D) | (D) | 34 | 11 | 3 | 9 | 6 | 2 | 3 | — | — | — |
| 221 | Utilities | (F) | (D) | (D) | 34 | 11 | 3 | 9 | 6 | 2 | 3 | — | — | — |
| 2211 | Elec pwr generation, transmn & distribution | (F) | (D) | (D) | 26 | 7 | 2 | 7 | 5 | 2 | 3 | — | — | — |
| 22111 | Electric power generation | (C) | (D) | (D) | 1 | — | — | — | — | — | 1 | — | — | — |
| 22112 | Electric pwr transmn, control & distribution | (F) | (D) | (D) | 25 | 7 | 2 | 7 | 5 | 2 | 2 | — | — | — |

See footnotes at end of table.

Table 6. Counties—Employees, Payroll, and Establishments by Industry: 2000—Con.

[Excludes most government employees, railroad employees, and self-employed persons. Size class 1 to 4 includes establishments with payroll, but no employees, during mid-March pay period. (D) denotes figures withheld to avoid disclosing data for individual companies; the data are included in broader industry totals. Detailed industries with 100 or more employees are shown if industry was not a (D). For explanation of terms, abbreviations, and data reliability/comparability, see introductory text]

| NAICS code | Industry | Number of employees for week including March 12 | Payroll (\$1,000) | | Total number of establishments | Number of establishments by employment-size class | | | | | | | | |
|----------------------|--|---|-------------------|----------------|--------------------------------|---|-----------|-----------|-----------|-----------|------------|------------|------------|---------------|
| | | | First quarter | Annual | | 1 to 4 | 5 to 9 | 10 to 19 | 20 to 49 | 50 to 99 | 100 to 249 | 250 to 499 | 500 to 999 | 1,000 or more |
| HARRISON—Con. | | | | | | | | | | | | | | |
| 23 | Construction | 3 992 | 26 948 | 107 929 | 394 | 211 | 86 | 45 | 39 | 12 | — | 1 | — | — |
| 233 | Building, developing & general contracting | 1 266 | 10 690 | 43 410 | 119 | 77 | 25 | 3 | 11 | 2 | — | 1 | — | — |
| 2332 | Residential building construction | 201 | 892 | 4 356 | 73 | 57 | 14 | 1 | 1 | — | — | — | — | — |
| 23321 | Single-family housing construction | 200 | 884 | 4 316 | 70 | 54 | 14 | 1 | 1 | — | — | — | — | — |
| 233210 | Single-family housing construction | 200 | 884 | 4 316 | 70 | 54 | 14 | 1 | 1 | — | — | — | — | — |
| 2333 | Nonresidential building construction | 1 026 | 9 605 | 38 474 | 36 | 12 | 10 | 2 | 9 | 2 | — | 1 | — | — |
| 23332 | Commercial & institutional bldg construction | 973 | 9 220 | 36 434 | 31 | 11 | 8 | 1 | 8 | 2 | — | 1 | — | — |
| 233320 | Commercial & institutional bldg construction | 973 | 9 220 | 36 434 | 31 | 11 | 8 | 1 | 8 | 2 | — | 1 | — | — |
| 234 | Heavy construction | 685 | 4 110 | 17 804 | 35 | 8 | 9 | 5 | 9 | 4 | — | — | — | — |
| 2341 | Highway, street, bridge & tunnel construction | 256 | 1 419 | 5 405 | 8 | — | 2 | — | 4 | 2 | — | — | — | — |
| 23411 | Highway & street construction | 256 | 1 419 | 5 405 | 8 | — | 2 | — | 4 | 2 | — | — | — | — |
| 234110 | Highway & street construction | 256 | 1 419 | 5 405 | 8 | — | 2 | — | 4 | 2 | — | — | — | — |
| 2349 | Other heavy construction | 429 | 2 691 | 12 399 | 27 | 8 | 7 | 5 | 5 | 2 | — | — | — | — |
| 23491 | Water, sewer & pipeline construction | 116 | 729 | 2 369 | 7 | — | 3 | 3 | — | 1 | — | — | — | — |
| 234910 | Water, sewer & pipeline construction | 116 | 729 | 2 369 | 7 | — | 3 | 3 | — | 1 | — | — | — | — |
| 23499 | All other heavy construction | 209 | 1 217 | 5 233 | 15 | 6 | 4 | 1 | 3 | 1 | — | — | — | — |
| 234990 | All other heavy construction | 209 | 1 217 | 5 233 | 15 | 6 | 4 | 1 | 3 | 1 | — | — | — | — |
| 235 | Special trade contractors | 2 041 | 12 148 | 46 715 | 240 | 126 | 52 | 37 | 19 | 6 | — | — | — | — |
| 2351 | Plumbing, heating & AC contractor | 482 | 2 691 | 11 742 | 67 | 38 | 15 | 9 | 4 | 1 | — | — | — | — |
| 23511 | Plumbing, heating & AC contractor | 482 | 2 691 | 11 742 | 67 | 38 | 15 | 9 | 4 | 1 | — | — | — | — |
| 235110 | Plumbing, heating & AC contractor | 482 | 2 691 | 11 742 | 67 | 38 | 15 | 9 | 4 | 1 | — | — | — | — |
| 2353 | Electrical contractors | 413 | 2 463 | 11 039 | 40 | 19 | 6 | 8 | 6 | 1 | — | — | — | — |
| 23531 | Electrical contractors | 413 | 2 463 | 11 039 | 40 | 19 | 6 | 8 | 6 | 1 | — | — | — | — |
| 235310 | Electrical contractors | 413 | 2 463 | 11 039 | 40 | 19 | 6 | 8 | 6 | 1 | — | — | — | — |
| 2354 | Masonry, drywall, insulation, tile contractors | 410 | 3 258 | 9 019 | 27 | 9 | 7 | 5 | 3 | 3 | — | — | — | — |
| 23541 | Masonry & stone contractors | 173 | 705 | 2 279 | 11 | 5 | 1 | 2 | 2 | 1 | — | — | — | — |
| 235410 | Masonry & stone contractors | 173 | 705 | 2 279 | 11 | 5 | 1 | 2 | 2 | 1 | — | — | — | — |
| 23542 | Drywall, acoustical & insulation contractors | 220 | 2 471 | 6 384 | 13 | 3 | 4 | 3 | 1 | 2 | — | — | — | — |
| 235420 | Drywall, acoustical & insulation contractors | 220 | 2 471 | 6 384 | 13 | 3 | 4 | 3 | 1 | 2 | — | — | — | — |
| 2355 | Carpentry & floor contractors | 132 | 592 | 1 985 | 24 | 14 | 7 | 2 | 1 | — | — | — | — | — |
| 2356 | Roofing, siding, & sheet metal contractors | 163 | 900 | 3 582 | 14 | 7 | 1 | 4 | 1 | 1 | — | — | — | — |
| 23561 | Roofing, siding, & sheet metal contractors | 163 | 900 | 3 582 | 14 | 7 | 1 | 4 | 1 | 1 | — | — | — | — |
| 235610 | Roofing, siding, & sheet metal contractors | 163 | 900 | 3 582 | 14 | 7 | 1 | 4 | 1 | 1 | — | — | — | — |
| 2357 | Concrete contractors | 149 | 788 | 3 458 | 12 | 5 | 3 | 1 | 3 | — | — | — | — | — |
| 23571 | Concrete contractors | 149 | 788 | 3 458 | 12 | 5 | 3 | 1 | 3 | — | — | — | — | — |
| 235710 | Concrete contractors | 149 | 788 | 3 458 | 12 | 5 | 3 | 1 | 3 | — | — | — | — | — |
| 2359 | Other special trade contractors | 219 | 981 | 3 873 | 37 | 22 | 7 | 7 | 1 | — | — | — | — | — |
| 31-33 | Manufacturing | 4 138 | 40 845 | 161 788 | 130 | 54 | 21 | 12 | 23 | 11 | 7 | 1 | 1 | — |
| 311 | Food mfg | 479 | 3 724 | 11 806 | 18 | 2 | 2 | 3 | 9 | 2 | — | — | — | — |
| 3117 | Seafood product preparation & packaging | 429 | 3 553 | 11 123 | 14 | 1 | 1 | 2 | 8 | 2 | — | — | — | — |
| 31171 | Seafood product preparation & packaging | 429 | 3 553 | 11 123 | 14 | 1 | 1 | 2 | 8 | 2 | — | — | — | — |
| 321 | Wood product mfg | (C) | (D) | (D) | 2 | 1 | — | — | — | — | 1 | — | — | — |
| 3219 | Other wood product mfg | (C) | (D) | (D) | 2 | 1 | — | — | — | — | 1 | — | — | — |
| 32199 | All other wood product mfg | (C) | (D) | (D) | 2 | 1 | — | — | — | — | 1 | — | — | — |
| 323 | Printing & related support activities | 175 | 936 | 3 636 | 22 | 11 | 7 | 2 | 2 | — | — | — | — | — |
| 3231 | Printing & related support activities | 175 | 936 | 3 636 | 22 | 11 | 7 | 2 | 2 | — | — | — | — | — |
| 32311 | Printing | 175 | 936 | 3 636 | 22 | 11 | 7 | 2 | 2 | — | — | — | — | — |
| 325 | Chemical mfg | (F) | (D) | (D) | 8 | 3 | 1 | 1 | 1 | 1 | — | — | 1 | — |
| 3251 | Basic chemical mfg | (F) | (D) | (D) | 4 | 1 | 1 | — | 1 | — | — | — | 1 | — |
| 32513 | Synthetic dye & pigment mfg | (F) | (D) | (D) | 1 | — | — | — | — | — | — | — | 1 | — |
| 327 | Nonmetallic mineral product mfg | 229 | 2 149 | 7 795 | 8 | 4 | 1 | — | 1 | 1 | — | — | — | — |
| 3273 | Cement & concrete product mfg | 229 | 2 149 | 7 795 | 8 | 4 | 1 | — | 1 | 1 | — | — | — | — |
| 32732 | Ready-mix concrete mfg | (C) | (D) | (D) | 4 | 2 | — | — | 1 | 1 | — | — | — | — |
| 32739 | Other concrete product mfg | (C) | (D) | (D) | 3 | 2 | — | — | — | — | 1 | — | — | — |
| 331 | Primary metal mfg | (C) | (D) | (D) | 2 | — | 1 | — | — | — | 1 | — | — | — |
| 3313 | Alumina & aluminum production & processing | (C) | (D) | (D) | 1 | — | — | — | — | — | 1 | — | — | — |
| 33131 | Alumina & aluminum production & processing | (C) | (D) | (D) | 1 | — | — | — | — | — | 1 | — | — | — |
| 332 | Fabricated metal product mfg | 628 | 5 170 | 20 368 | 16 | 6 | — | 2 | 5 | 1 | 2 | — | — | — |
| 3324 | Boiler, tank & shipping container mfg | 443 | 3 952 | 15 705 | 3 | — | — | — | — | 1 | 2 | — | — | — |
| 33241 | Power boiler & heat exchanger mfg | (C) | (D) | (D) | 1 | — | — | — | — | — | 1 | — | — | — |
| 33242 | Metal tank (heavy gauge) mfg | (C) | (D) | (D) | 2 | — | — | — | — | 1 | 1 | — | — | — |
| 333 | Machinery mfg | 197 | 2 784 | 9 206 | 10 | 4 | 1 | 2 | 1 | 2 | — | — | — | — |
| 334 | Computer & electronic product mfg | (C) | (D) | (D) | 3 | 1 | — | — | 1 | 1 | — | — | — | — |
| 335 | Electrical equip, appliance & component mfg | (E) | (D) | (D) | 2 | — | — | 1 | — | — | — | 1 | — | — |
| 3352 | Household appliance mfg | (E) | (D) | (D) | 1 | — | — | — | — | — | — | 1 | — | — |
| 33521 | Small electrical appliance mfg | (E) | (D) | (D) | 1 | — | — | — | — | — | — | 1 | — | — |
| 336 | Transportation equipment mfg | (E) | (D) | (D) | 7 | 4 | 1 | — | — | 1 | 1 | — | — | — |
| 3366 | Ship & boat building | (E) | (D) | (D) | 5 | 3 | — | — | — | 1 | 1 | — | — | — |
| 33661 | Ship & boat building | (E) | (D) | (D) | 5 | 3 | — | — | — | 1 | 1 | — | — | — |
| 337 | Furniture & related product mfg | 223 | 1 619 | 7 307 | 11 | 6 | 2 | 1 | — | 1 | 1 | — | — | — |
| 3371 | HH & institutional furniture & kitchen cabinet mfg | 223 | 1 619 | 7 307 | 11 | 6 | 2 | 1 | — | 1 | 1 | — | — | — |
| 33711 | Wood kitchen cabinet & countertop mfg | (C) | (D) | (D) | 8 | 5 | 2 | — | — | — | 1 | — | — | — |

See footnotes at end of table.

Table 6. Counties—Employees, Payroll, and Establishments by Industry: 2000—Con.

[Excludes most government employees, railroad employees, and self-employed persons. Size class 1 to 4 includes establishments with payroll, but no employees, during mid-March pay period. (D) denotes figures withheld to avoid disclosing data for individual companies; the data are included in broader industry totals. Detailed industries with 100 or more employees are shown if industry was not a (D). For explanation of terms, abbreviations, and data reliability/comparability, see introductory text]

| NAICS code | Industry | Number of employees for week including March 12 | Payroll (\$1,000) | | Total number of establishments | Number of establishments by employment-size class | | | | | | | | | |
|---|--|---|-------------------|--------|--------------------------------|---|--------|----------|----------|----------|------------|------------|------------|---------------|--|
| | | | First quarter | Annual | | 1 to 4 | 5 to 9 | 10 to 19 | 20 to 49 | 50 to 99 | 100 to 249 | 250 to 499 | 500 to 999 | 1,000 or more | |
| HARRISON—Con. | | | | | | | | | | | | | | | |
| 44-45 Retail trade—Con. | | | | | | | | | | | | | | | |
| 452 | General merchandise stores | 2 913 | 10 783 | 42 800 | 33 | 4 | 7 | 6 | 1 | 6 | 6 | 1 | 2 | — | |
| 4521 | Department stores | 1 378 | 4 713 | 19 223 | 10 | — | — | — | — | 4 | 5 | 1 | — | — | |
| 45211 | Department stores | 1 378 | 4 713 | 19 223 | 10 | — | — | — | — | 4 | 5 | 1 | — | — | |
| 452110 | Department stores | 1 378 | 4 713 | 19 223 | 10 | — | — | — | — | 4 | 5 | 1 | — | — | |
| 4529 | Other general merchandise stores | 1 535 | 6 070 | 23 577 | 23 | 4 | 7 | 6 | 1 | 2 | 1 | — | 2 | — | |
| 45291 | Warehouse clubs & superstores | (F) | (D) | (D) | 2 | — | — | — | — | — | 1 | — | 1 | — | |
| 45299 | All other general merchandise stores | (F) | (D) | (D) | 21 | 4 | 7 | 6 | 1 | 2 | — | — | 1 | — | |
| 453 | Miscellaneous store retailers | 901 | 3 770 | 14 178 | 103 | 57 | 25 | 10 | 10 | — | 1 | — | — | — | |
| 4532 | Office supplies, stationery & gift stores | 266 | 1 099 | 4 836 | 31 | 17 | 5 | 3 | 6 | — | — | — | — | — | |
| 45321 | Office supplies & stationery stores | 104 | 512 | 2 028 | 5 | 1 | — | — | 4 | — | — | — | — | — | |
| 453210 | Office supplies & stationery stores | 104 | 512 | 2 028 | 5 | 1 | — | — | 4 | — | — | — | — | — | |
| 45322 | Gift, novelty & souvenir stores | 162 | 587 | 2 808 | 26 | 16 | 5 | 3 | 2 | — | — | — | — | — | |
| 453220 | Gift, novelty & souvenir stores | 162 | 587 | 2 808 | 26 | 16 | 5 | 3 | 2 | — | — | — | — | — | |
| 4533 | Used merchandise stores | 262 | 836 | 3 226 | 12 | 8 | 1 | 2 | — | — | 1 | — | — | — | |
| 45331 | Used merchandise stores | 262 | 836 | 3 226 | 12 | 8 | 1 | 2 | — | — | 1 | — | — | — | |
| 453310 | Used merchandise stores | 262 | 836 | 3 226 | 12 | 8 | 1 | 2 | — | — | 1 | — | — | — | |
| 4539 | Other miscellaneous store retailers | 277 | 1 603 | 5 067 | 41 | 20 | 14 | 4 | 3 | — | — | — | — | — | |
| 454 | Nonstore retailers | 101 | 557 | 2 186 | 16 | 8 | 3 | 4 | 1 | — | — | — | — | — | |
| 48-49 Transportation & warehousing | | | | | | | | | | | | | | | |
| 484 | Truck transportation | 982 | 6 166 | 26 192 | 75 | 44 | 8 | 15 | 5 | 1 | 1 | 1 | — | — | |
| 4841 | General freight trucking | 707 | 4 588 | 19 297 | 41 | 28 | 3 | 6 | 1 | 1 | 1 | 1 | — | — | |
| 48412 | General freight trucking, long-distance | 705 | 4 579 | 19 150 | 36 | 23 | 3 | 6 | 1 | 1 | 1 | 1 | — | — | |
| 484121 | General freight trucking, long-distance, TL .. | 636 | 3 961 | 16 493 | 28 | 20 | — | 5 | — | 1 | 1 | 1 | — | — | |
| 4842 | Specialized freight trucking | 275 | 1 578 | 6 895 | 34 | 16 | 5 | 9 | 4 | — | — | — | — | — | |
| 48421 | Used household & office goods moving | 137 | 724 | 3 904 | 12 | 3 | 1 | 6 | 2 | — | — | — | — | — | |
| 484210 | Used household & office goods moving | 137 | 724 | 3 904 | 12 | 3 | 1 | 6 | 2 | — | — | — | — | — | |
| 48422 | Specialized freight (exc used) trucking, local .. | 106 | 625 | 2 245 | 18 | 12 | 3 | 1 | 2 | — | — | — | — | — | |
| 484220 | Specialized freight (exc used) trucking, local .. | 106 | 625 | 2 245 | 18 | 12 | 3 | 1 | 2 | — | — | — | — | — | |
| 485 | Transit & ground passenger transportation | 146 | 434 | 1 682 | 5 | 2 | 1 | — | — | 2 | — | — | — | — | |
| 488 | Transportation support activities | 359 | 2 710 | 11 329 | 22 | 12 | 4 | 2 | 2 | — | 2 | — | — | — | |
| 4883 | Water transportation support activities | 228 | 1 867 | 8 215 | 5 | 1 | 2 | — | — | — | 2 | — | — | — | |
| 48832 | Marine cargo handling | (C) | (D) | (D) | 2 | — | — | — | — | — | 2 | — | — | — | |
| 492 | Couriers & messengers | (C) | (D) | (D) | 6 | 3 | — | 1 | 1 | 1 | — | — | — | — | |
| 493 | Warehousing & storage | 102 | 1 278 | 3 516 | 11 | 5 | 4 | 1 | 1 | — | — | — | — | — | |
| 4931 | Warehousing & storage | 102 | 1 278 | 3 516 | 11 | 5 | 4 | 1 | 1 | — | — | — | — | — | |
| 51 Information | | | | | | | | | | | | | | | |
| 511 | Publishing industries | 317 | 2 618 | 11 202 | 10 | 5 | 2 | 2 | — | — | — | 1 | — | — | |
| 5111 | Newspaper, periodical, book, database publishers | (E) | (D) | (D) | 8 | 4 | 2 | 1 | — | — | — | 1 | — | — | |
| 51111 | Newspaper publishers | (E) | (D) | (D) | 3 | 1 | 1 | — | — | — | — | 1 | — | — | |
| 512 | Motion picture & sound recording industries | 130 | 326 | 1 158 | 8 | 3 | — | 2 | 3 | — | — | — | — | — | |
| 5121 | Motion picture & video industries | 130 | 326 | 1 158 | 8 | 3 | — | 2 | 3 | — | — | — | — | — | |
| 51213 | Motion picture & video exhibition | (C) | (D) | (D) | 3 | — | — | — | 3 | — | — | — | — | — | |
| 513 | Broadcasting & telecommunications | 798 | 8 166 | 32 989 | 39 | 9 | 6 | 10 | 10 | 3 | 1 | — | — | — | |
| 5131 | Radio & television broadcasting | 256 | 2 449 | 9 325 | 8 | 2 | — | — | 5 | — | 1 | — | — | — | |
| 51311 | Radio broadcasting | (C) | (D) | (D) | 6 | 2 | — | — | 4 | — | — | — | — | — | |
| 51312 | Television broadcasting | (C) | (D) | (D) | 2 | — | — | — | 1 | — | 1 | — | — | — | |
| 5132 | Cable networks & program distribution | 193 | 1 678 | 6 904 | 6 | 1 | — | 2 | 1 | 2 | — | — | — | — | |
| 51322 | Cable & other program distribution | 193 | 1 678 | 6 904 | 6 | 1 | — | 2 | 1 | 2 | — | — | — | — | |
| 513220 | Cable & other program distribution | 193 | 1 678 | 6 904 | 6 | 1 | — | 2 | 1 | 2 | — | — | — | — | |
| 5133 | Telecommunications | 349 | 4 039 | 16 760 | 25 | 6 | 6 | 8 | 4 | 1 | — | — | — | — | |
| 51331 | Wired telecommunications carriers | 268 | 3 458 | 14 315 | 18 | 4 | 4 | 6 | 3 | 1 | — | — | — | — | |
| 513310 | Wired telecommunications carriers | 268 | 3 458 | 14 315 | 18 | 4 | 4 | 6 | 3 | 1 | — | — | — | — | |
| 52 Finance & insurance | | | | | | | | | | | | | | | |
| 522 | Credit intermediation & related activities | 1 884 | 12 871 | 53 459 | 169 | 95 | 45 | 15 | 11 | — | 2 | — | 1 | — | |
| 5221 | Depository credit intermediation | 1 607 | 11 137 | 46 291 | 86 | 29 | 32 | 13 | 9 | — | 2 | — | 1 | — | |
| 52211 | Commercial banking | 1 325 | 9 203 | 39 104 | 67 | 19 | 28 | 11 | 7 | — | 1 | — | 1 | — | |
| 522110 | Commercial banking | 1 325 | 9 203 | 39 104 | 67 | 19 | 28 | 11 | 7 | — | 1 | — | 1 | — | |
| 52213 | Credit unions | (E) | (D) | (D) | 18 | 10 | 3 | 2 | 2 | — | 1 | — | — | — | |
| 5222 | Nondepository credit intermediation | 226 | 1 488 | 6 103 | 62 | 49 | 9 | 2 | 2 | — | — | — | — | — | |
| 52229 | Other nondepository credit intermediation | 210 | 1 347 | 5 640 | 57 | 45 | 8 | 2 | 2 | — | — | — | — | — | |
| 523 | Security, commodity contracts & like activity | 179 | 2 968 | 11 486 | 31 | 24 | 2 | 2 | 2 | 1 | — | — | — | — | |
| 524 | Insurance carriers & related activities | 571 | 5 519 | 17 988 | 110 | 84 | 10 | 7 | 8 | 1 | — | — | — | — | |
| 5241 | Insurance carriers | 236 | 2 640 | 8 795 | 27 | 15 | 3 | 3 | 6 | — | — | — | — | — | |
| 52411 | Direct life, health, medical insurance carriers .. | 182 | 1 955 | 6 271 | 15 | 6 | 2 | 3 | 5 | — | — | — | — | — | |
| 5242 | Agencies & other insurance related activities ... | 335 | 2 879 | 9 193 | 83 | 69 | 7 | 4 | 2 | 1 | — | — | — | — | |
| 52421 | Insurance agencies & brokerages | 298 | 2 619 | 8 192 | 69 | 58 | 4 | 4 | 2 | 1 | — | — | — | — | |
| 524210 | Insurance agencies & brokerages | 298 | 2 619 | 8 192 | 69 | 58 | 4 | 4 | 2 | 1 | — | — | — | — | |

See footnotes at end of table.

Table 6. Counties—Employees, Payroll, and Establishments by Industry: 2000—Con.

[Excludes most government employees, railroad employees, and self-employed persons. Size class 1 to 4 includes establishments with payroll, but no employees, during mid-March pay period. (D) denotes figures withheld to avoid disclosing data for individual companies; the data are included in broader industry totals. Detailed industries with 100 or more employees are shown if industry was not a (D). For explanation of terms, abbreviations, and data reliability/comparability, see introductory text]

| NAICS code | Industry | Number of employees for week including March 12 | Payroll (\$1,000) | | Total number of establishments | Number of establishments by employment-size class | | | | | | | | |
|--|--|---|-------------------|----------------|--------------------------------|---|------------|-----------|------------|-----------|------------|------------|------------|---------------|
| | | | First quarter | Annual | | 1 to 4 | 5 to 9 | 10 to 19 | 20 to 49 | 50 to 99 | 100 to 249 | 250 to 499 | 500 to 999 | 1,000 or more |
| HARRISON—Con. | | | | | | | | | | | | | | |
| 62 Health care and social assistance—Con. | | | | | | | | | | | | | | |
| 621 | Ambulatory health care services—Con. | | | | | | | | | | | | | |
| 6219 | Other ambulatory health care services | (C) | (D) | (D) | 3 | 1 | — | 1 | — | — | 1 | — | — | — |
| 62191 | Ambulance services | (C) | (D) | (D) | 1 | — | — | — | — | — | 1 | — | — | — |
| 622 | Hospitals | (I) | (D) | (D) | 8 | — | — | 1 | — | — | 1 | 1 | 2 | 3 |
| 6221 | General medical & surgical hospitals | 7 765 | 68 087 | 268 917 | 6 | — | — | — | — | — | — | 1 | 2 | 3 |
| 62211 | General medical & surgical hospitals | 7 765 | 68 087 | 268 917 | 6 | — | — | — | — | — | — | 1 | 2 | 3 |
| 622110 | General medical & surgical hospitals | 7 765 | 68 087 | 268 917 | 6 | — | — | — | — | — | — | 1 | 2 | 3 |
| 6222 | Psychiatric & substance abuse hospitals | (C) | (D) | (D) | 2 | — | — | 1 | — | — | 1 | — | — | — |
| 62221 | Psychiatric & substance abuse hospitals | (C) | (D) | (D) | 2 | — | — | 1 | — | — | 1 | — | — | — |
| 623 | Nursing & residential care facilities | 768 | 3 270 | 15 140 | 21 | 8 | 2 | 3 | 2 | 3 | 3 | — | — | — |
| 6231 | Nursing care facilities | 687 | 2 946 | 13 811 | 13 | 4 | 1 | 1 | 1 | 3 | 3 | — | — | — |
| 62311 | Nursing care facilities | 687 | 2 946 | 13 811 | 13 | 4 | 1 | 1 | 1 | 3 | 3 | — | — | — |
| 623110 | Nursing care facilities | 687 | 2 946 | 13 811 | 13 | 4 | 1 | 1 | 1 | 3 | 3 | — | — | — |
| 624 | Social assistance | (F) | (D) | (D) | 97 | 46 | 20 | 20 | 10 | 1 | — | — | — | — |
| 6243 | Vocational rehabilitation services | 237 | 952 | 3 529 | 14 | 5 | 3 | 2 | 3 | 1 | — | — | — | — |
| 62431 | Vocational rehabilitation services | 237 | 952 | 3 529 | 14 | 5 | 3 | 2 | 3 | 1 | — | — | — | — |
| 624310 | Vocational rehabilitation services | 237 | 952 | 3 529 | 14 | 5 | 3 | 2 | 3 | 1 | — | — | — | — |
| 6244 | Child day care services | 472 | 1 288 | 5 446 | 60 | 27 | 11 | 16 | 6 | — | — | — | — | — |
| 62441 | Child day care services | 472 | 1 288 | 5 446 | 60 | 27 | 11 | 16 | 6 | — | — | — | — | — |
| 624410 | Child day care services | 472 | 1 288 | 5 446 | 60 | 27 | 11 | 16 | 6 | — | — | — | — | — |
| 71 | Arts, entertainment & recreation | 10 746 | 55 988 | 235 185 | 72 | 25 | 8 | 18 | 12 | 1 | — | — | 3 | 5 |
| 711 | Performing arts, spectator sports & related industries | 121 | 389 | 1 405 | 13 | 9 | 1 | — | 3 | — | — | — | — | — |
| 7112 | Spectator sports | 106 | 305 | 999 | 4 | 1 | — | — | 3 | — | — | — | — | — |
| 71121 | Spectator sports | 106 | 305 | 999 | 4 | 1 | — | — | 3 | — | — | — | — | — |
| 713 | Amusement, gambling & recreation industries | 10 555 | 55 385 | 232 842 | 56 | 16 | 7 | 17 | 7 | 1 | — | — | 3 | 5 |
| 7132 | Gambling industries | (I) | (D) | (D) | 10 | 1 | — | — | — | 1 | — | — | 3 | 5 |
| 71321 | Casinos (except hotel casinos) | 9 990 | 53 816 | 226 037 | 9 | — | — | — | — | 1 | — | — | 3 | 5 |
| 713210 | Casinos (except hotel casinos) | 9 990 | 53 816 | 226 037 | 9 | — | — | — | — | 1 | — | — | 3 | 5 |
| 7139 | Other amusement & recreation industries | 490 | 1 452 | 6 171 | 41 | 15 | 6 | 13 | 7 | — | — | — | — | — |
| 71391 | Golf courses & country clubs | 230 | 754 | 3 254 | 11 | 1 | 1 | 5 | 4 | — | — | — | — | — |
| 713910 | Golf courses & country clubs | 230 | 754 | 3 254 | 11 | 1 | 1 | 5 | 4 | — | — | — | — | — |
| 71394 | Fitness & recreational sports centers | 151 | 390 | 1 592 | 17 | 6 | 5 | 4 | 2 | — | — | — | — | — |
| 713940 | Fitness & recreational sports centers | 151 | 390 | 1 592 | 17 | 6 | 5 | 4 | 2 | — | — | — | — | — |
| 72 | Accommodation & food services | 16 206 | 63 927 | 274 865 | 404 | 134 | 49 | 63 | 110 | 33 | 12 | — | — | 3 |
| 721 | Accommodation | 8 870 | 47 515 | 206 543 | 98 | 44 | 14 | 11 | 18 | 6 | 2 | — | — | 3 |
| 7211 | Traveler accommodation | 8 845 | 47 441 | 206 204 | 89 | 37 | 12 | 11 | 18 | 6 | 2 | — | — | 3 |
| 72111 | Hotels (exc casino hotels) & motels | 1 482 | 3 999 | 17 855 | 82 | 35 | 11 | 11 | 17 | 6 | 2 | — | — | — |
| 721110 | Hotels (exc casino hotels) & motels | 1 482 | 3 999 | 17 855 | 82 | 35 | 11 | 11 | 17 | 6 | 2 | — | — | — |
| 72112 | Casino hotels | 7 331 | 43 400 | 188 182 | 3 | — | — | — | — | — | — | — | — | 3 |
| 721120 | Casino hotels | 7 331 | 43 400 | 188 182 | 3 | — | — | — | — | — | — | — | — | 3 |
| 722 | Food services & drinking places | 7 336 | 16 412 | 68 322 | 306 | 90 | 35 | 52 | 92 | 27 | 10 | — | — | — |
| 7221 | Full-service restaurants | 3 188 | 7 468 | 32 230 | 107 | 31 | 10 | 17 | 27 | 16 | 6 | — | — | — |
| 72211 | Full-service restaurants | 3 188 | 7 468 | 32 230 | 107 | 31 | 10 | 17 | 27 | 16 | 6 | — | — | — |
| 722110 | Full-service restaurants | 3 188 | 7 468 | 32 230 | 107 | 31 | 10 | 17 | 27 | 16 | 6 | — | — | — |
| 7222 | Limited-service eating places | 3 499 | 7 156 | 28 733 | 155 | 30 | 18 | 31 | 63 | 11 | 2 | — | — | — |
| 72221 | Limited-service eating places | 3 499 | 7 156 | 28 733 | 155 | 30 | 18 | 31 | 63 | 11 | 2 | — | — | — |
| 722211 | Limited-service restaurants | 3 234 | 6 451 | 25 844 | 137 | 23 | 15 | 27 | 61 | 9 | 2 | — | — | — |
| 7223 | Special food services | 527 | 1 506 | 6 172 | 9 | 2 | 2 | 1 | 2 | — | 2 | — | — | — |
| 72231 | Food service contractors | 517 | 1 495 | 6 123 | 6 | — | 1 | 1 | 2 | — | 2 | — | — | — |
| 722310 | Food service contractors | 517 | 1 495 | 6 123 | 6 | — | 1 | 1 | 2 | — | 2 | — | — | — |
| 7224 | Drinking places (alcoholic beverages) | 122 | 282 | 1 187 | 35 | 27 | 5 | 3 | — | — | — | — | — | — |
| 72241 | Drinking places (alcoholic beverages) | 122 | 282 | 1 187 | 35 | 27 | 5 | 3 | — | — | — | — | — | — |
| 722410 | Drinking places (alcoholic beverages) | 122 | 282 | 1 187 | 35 | 27 | 5 | 3 | — | — | — | — | — | — |
| 81 | Other services (except public administration) | 2 813 | 10 884 | 45 595 | 477 | 283 | 116 | 51 | 24 | 2 | 1 | — | — | — |
| 811 | Repair & maintenance | 799 | 4 055 | 16 719 | 169 | 104 | 46 | 14 | 5 | — | — | — | — | — |
| 8111 | Automotive repair & maintenance | 543 | 2 667 | 10 853 | 115 | 65 | 39 | 8 | 3 | — | — | — | — | — |
| 81111 | Automotive mechanical & electrical R&M | 278 | 1 442 | 6 057 | 69 | 44 | 20 | 4 | 1 | — | — | — | — | — |
| 811111 | General automotive repair | 231 | 1 194 | 5 043 | 55 | 35 | 15 | 4 | 1 | — | — | — | — | — |
| 81112 | Automotive body, paint, interior & glass repair | 137 | 774 | 3 052 | 28 | 14 | 11 | 3 | — | — | — | — | — | — |
| 81119 | Other automotive R&M | 128 | 451 | 1 744 | 18 | 7 | 8 | 1 | 2 | — | — | — | — | — |
| 8113 | Commercial equipment (exc auto & elec) R&M | 131 | 814 | 3 387 | 19 | 10 | 4 | 4 | 1 | — | — | — | — | — |
| 81131 | Commercial equipment (exc auto & elec) R&M | 131 | 814 | 3 387 | 19 | 10 | 4 | 4 | 1 | — | — | — | — | — |
| 811310 | Commercial equipment (exc auto & elec) R&M | 131 | 814 | 3 387 | 19 | 10 | 4 | 4 | 1 | — | — | — | — | — |
| 812 | Personal & laundry services | 848 | 3 454 | 14 479 | 123 | 77 | 20 | 16 | 8 | 1 | 1 | — | — | — |
| 8121 | Personal care services | 197 | 851 | 3 555 | 47 | 32 | 9 | 4 | 2 | — | — | — | — | — |
| 81211 | Hair, nail & skin care services | 178 | 777 | 3 193 | 37 | 23 | 8 | 4 | 2 | — | — | — | — | — |
| 812112 | Beauty salons | 159 | 702 | 2 880 | 34 | 21 | 8 | 3 | 2 | — | — | — | — | — |
| 8122 | Death care services | (C) | (D) | (D) | 15 | 10 | 1 | 2 | 2 | — | — | — | — | — |
| 81221 | Funeral homes | 103 | 604 | 2 470 | 10 | 6 | — | 2 | 2 | — | — | — | — | — |
| 812210 | Funeral homes | 103 | 604 | 2 470 | 10 | 6 | — | 2 | 2 | — | — | — | — | — |
| 8123 | Drycleaning & laundry services | 483 | 1 741 | 7 260 | 37 | 13 | 9 | 9 | 4 | 1 | 1 | — | — | — |
| 81232 | Drycleaning & laundry services (exc coin-op) | 351 | 1 133 | 4 692 | 26 | 8 | 6 | 8 | 3 | — | 1 | — | — | — |
| 812320 | Drycleaning & laundry services (exc coin-op) | 351 | 1 133 | 4 692 | 26 | 8 | 6 | 8 | 3 | — | 1 | — | — | — |
| 81233 | Linen & uniform supply | 105 | 540 | 2 243 | 4 | 1 | — | 1 | 1 | — | — | — | — | — |

See footnotes at end of table.

Table 6. Counties—Employees, Payroll, and Establishments by Industry: 2000—Con.

[Excludes most government employees, railroad employees, and self-employed persons. Size class 1 to 4 includes establishments with payroll, but no employees, during mid-March pay period. (D) denotes figures withheld to avoid disclosing data for individual companies; the data are included in broader industry totals. Detailed industries with 100 or more employees are shown if industry was not a (D). For explanation of terms, abbreviations, and data reliability/comparability, see introductory text]

| NAICS code | Industry | Number of employees for week including March 12 | Payroll (\$1,000) | | Total number of establishments | Number of establishments by employment-size class | | | | | | | | | |
|----------------------|---|---|-------------------|------------------|--------------------------------|---|--------------|------------|------------|------------|------------|------------|------------|---------------|--|
| | | | First quarter | Annual | | 1 to 4 | 5 to 9 | 10 to 19 | 20 to 49 | 50 to 99 | 100 to 249 | 250 to 499 | 500 to 999 | 1,000 or more | |
| HARRISON—Con. | | | | | | | | | | | | | | | |
| 81 | Other services (except public administration)—Con. | | | | | | | | | | | | | | |
| 813 | Religious, grantmaking, civic, prof & like organizations | 1 166 | 3 375 | 14 397 | 185 | 102 | 50 | 21 | 11 | 1 | — | — | — | — | |
| 8131 | Religious organizations | 775 | 2 147 | 8 862 | 116 | 66 | 27 | 15 | 7 | 1 | — | — | — | — | |
| 81311 | Religious organizations | 775 | 2 147 | 8 862 | 116 | 66 | 27 | 15 | 7 | 1 | — | — | — | — | |
| 813110 | Religious organizations | 775 | 2 147 | 8 862 | 116 | 66 | 27 | 15 | 7 | 1 | — | — | — | — | |
| 8134 | Civic & social organizations | 215 | 473 | 2 191 | 31 | 11 | 14 | 3 | 3 | — | — | — | — | — | |
| 81341 | Civic & social organizations | 215 | 473 | 2 191 | 31 | 11 | 14 | 3 | 3 | — | — | — | — | — | |
| 813410 | Civic & social organizations | 215 | 473 | 2 191 | 31 | 11 | 14 | 3 | 3 | — | — | — | — | — | |
| 95 | Auxiliaries (exc corporate, subsidiary & regional mgt) | (A) | (D) | (D) | 3 | 1 | 1 | 1 | — | — | — | — | — | — | |
| 99 | Unclassified establishments | (B) | (D) | (D) | 42 | 37 | 2 | 3 | — | — | — | — | — | — | |
| HINDS | | | | | | | | | | | | | | | |
| | Total | 135 515 | 950 821 | 3 937 265 | 6 701 | 3 341 | 1 259 | 953 | 703 | 254 | 129 | 29 | 18 | 15 | |
| 11 | Forestry, fishing, hunting, and agriculture support | (B) | (D) | (D) | 15 | 13 | 1 | — | 1 | — | — | — | — | — | |
| 21 | Mining | 418 | 4 153 | 18 766 | 47 | 32 | 4 | 7 | 2 | 1 | 1 | — | — | — | |
| 211 | Oil & gas extraction | (C) | (D) | (D) | 27 | 18 | 4 | 4 | 1 | — | — | — | — | — | |
| 2111 | Oil & gas extraction | (C) | (D) | (D) | 27 | 18 | 4 | 4 | 1 | — | — | — | — | — | |
| 21111 | Oil & gas extraction | (C) | (D) | (D) | 27 | 18 | 4 | 4 | 1 | — | — | — | — | — | |
| 212 | Mining (except oil & gas) | (C) | (D) | (D) | 2 | 1 | — | — | — | — | 1 | — | — | — | |
| 2123 | Nonmetallic mineral mining & quarrying | (C) | (D) | (D) | 2 | 1 | — | — | — | — | 1 | — | — | — | |
| 21232 | Sand, gravel, clay, refractory minerals mining | (C) | (D) | (D) | 2 | 1 | — | — | — | — | 1 | — | — | — | |
| 213 | Mining support activities | 148 | 1 243 | 6 785 | 18 | 13 | — | 3 | 1 | 1 | — | — | — | — | |
| 2131 | Mining support activities | 148 | 1 243 | 6 785 | 18 | 13 | — | 3 | 1 | 1 | — | — | — | — | |
| 21311 | Mining support activities | 148 | 1 243 | 6 785 | 18 | 13 | — | 3 | 1 | 1 | — | — | — | — | |
| 213111 | Drilling oil & gas wells | 105 | 871 | 5 307 | 5 | 2 | — | 1 | 1 | 1 | — | — | — | — | |
| 22 | Utilities | (G) | (D) | (D) | 39 | 18 | 6 | 2 | 5 | 3 | 4 | — | 1 | — | |
| 221 | Utilities | (G) | (D) | (D) | 39 | 18 | 6 | 2 | 5 | 3 | 4 | — | 1 | — | |
| 2211 | Elec pwr generation, transmsn & distribution ... | (G) | (D) | (D) | 20 | 6 | 2 | 1 | 5 | 3 | 2 | — | 1 | — | |
| 22111 | Electric power generation | (F) | (D) | (D) | 3 | 1 | — | — | 1 | — | — | — | 1 | — | |
| 22112 | Electric pwr transmsn, control & distribution .. | (F) | (D) | (D) | 17 | 5 | 2 | 1 | 4 | 3 | 2 | — | — | — | |
| 2212 | Natural gas distribution | 386 | 4 205 | 15 152 | 9 | 4 | 2 | 1 | — | — | 2 | — | — | — | |
| 22121 | Natural gas distribution | 386 | 4 205 | 15 152 | 9 | 4 | 2 | 1 | — | — | 2 | — | — | — | |
| 221210 | Natural gas distribution | 386 | 4 205 | 15 152 | 9 | 4 | 2 | 1 | — | — | 2 | — | — | — | |
| 23 | Construction | 7 489 | 49 042 | 214 491 | 462 | 229 | 89 | 80 | 43 | 14 | 3 | 2 | 1 | 1 | |
| 233 | Building, developing & general contracting | 1 847 | 13 415 | 55 616 | 148 | 91 | 27 | 12 | 11 | 5 | 1 | — | 1 | — | |
| 2332 | Residential building construction | 405 | 2 571 | 11 358 | 91 | 69 | 13 | 4 | 5 | — | — | — | — | — | |
| 23321 | Single-family housing construction | 361 | 2 277 | 10 228 | 84 | 64 | 12 | 4 | 4 | — | — | — | — | — | |
| 233210 | Single-family housing construction | 361 | 2 277 | 10 228 | 84 | 64 | 12 | 4 | 4 | — | — | — | — | — | |
| 2333 | Nonresidential building construction | 1 385 | 10 390 | 42 149 | 46 | 14 | 13 | 7 | 5 | 5 | 1 | — | 1 | — | |
| 23331 | Mfg & industrial building construction | (F) | (D) | (D) | 7 | 3 | 1 | 1 | — | 1 | — | — | 1 | — | |
| 23332 | Commercial & institutional bldg construction .. | (F) | (D) | (D) | 39 | 11 | 12 | 6 | 5 | 4 | 1 | — | — | — | |
| 234 | Heavy construction | 2 228 | 14 260 | 72 284 | 29 | 10 | 2 | 8 | 5 | 1 | 1 | 1 | — | 1 | |
| 2341 | Highway, street, bridge & tunnel construction ... | 261 | 1 447 | 7 178 | 7 | 3 | — | 1 | 1 | 1 | 1 | — | — | — | |
| 23411 | Highway & street construction | 261 | 1 447 | 7 178 | 7 | 3 | — | 1 | 1 | 1 | 1 | — | — | — | |
| 234110 | Highway & street construction | 261 | 1 447 | 7 178 | 7 | 3 | — | 1 | 1 | 1 | 1 | — | — | — | |
| 2349 | Other heavy construction | 1 967 | 12 813 | 65 106 | 22 | 7 | 2 | 7 | 4 | — | — | 1 | — | 1 | |
| 23491 | Water, sewer & pipeline construction | 105 | 862 | 4 565 | 5 | — | — | 3 | 2 | — | — | — | — | — | |
| 234910 | Water, sewer & pipeline construction | 105 | 862 | 4 565 | 5 | — | — | 3 | 2 | — | — | — | — | — | |
| 23492 | Pwr, communication transmsn line construction | 1 727 | 10 455 | 55 258 | 4 | 2 | — | — | — | — | — | 1 | — | 1 | |
| 234920 | Pwr, communication transmsn line construction | 1 727 | 10 455 | 55 258 | 4 | 2 | — | — | — | — | — | 1 | — | 1 | |
| 23499 | All other heavy construction | 135 | 1 496 | 5 283 | 13 | 5 | 2 | 4 | 2 | — | — | — | — | — | |
| 234990 | All other heavy construction | 135 | 1 496 | 5 283 | 13 | 5 | 2 | 4 | 2 | — | — | — | — | — | |
| 235 | Special trade contractors | 3 414 | 21 367 | 86 591 | 285 | 128 | 60 | 60 | 27 | 8 | 1 | 1 | — | — | |
| 2351 | Plumbing, heating & AC contractor | 796 | 6 096 | 24 439 | 73 | 36 | 14 | 12 | 9 | 1 | 1 | — | — | — | |
| 23511 | Plumbing, heating & AC contractor | 796 | 6 096 | 24 439 | 73 | 36 | 14 | 12 | 9 | 1 | 1 | — | — | — | |
| 235110 | Plumbing, heating & AC contractor | 796 | 6 096 | 24 439 | 73 | 36 | 14 | 12 | 9 | 1 | 1 | — | — | — | |
| 2352 | Painting & wall covering contractors | 159 | 715 | 3 556 | 22 | 9 | 3 | 10 | — | — | — | — | — | — | |
| 23521 | Painting & wall covering contractors | 159 | 715 | 3 556 | 22 | 9 | 3 | 10 | — | — | — | — | — | — | |
| 235210 | Painting & wall covering contractors | 159 | 715 | 3 556 | 22 | 9 | 3 | 10 | — | — | — | — | — | — | |
| 2353 | Electrical contractors | 687 | 5 864 | 22 902 | 46 | 17 | 11 | 13 | 1 | 4 | — | — | — | — | |
| 23531 | Electrical contractors | 687 | 5 864 | 22 902 | 46 | 17 | 11 | 13 | 1 | 4 | — | — | — | — | |
| 235310 | Electrical contractors | 687 | 5 864 | 22 902 | 46 | 17 | 11 | 13 | 1 | 4 | — | — | — | — | |
| 2354 | Masonry, drywall, insulation, tile contractors ... | 296 | 1 237 | 5 225 | 37 | 19 | 7 | 6 | 5 | — | — | — | — | — | |
| 23541 | Masonry & stone contractors | 158 | 600 | 2 777 | 22 | 14 | 4 | 1 | 3 | — | — | — | — | — | |
| 235410 | Masonry & stone contractors | 158 | 600 | 2 777 | 22 | 14 | 4 | 1 | 3 | — | — | — | — | — | |
| 23542 | Drywall, acoustical & insulation contractors ... | (C) | (D) | (D) | 12 | 3 | 3 | 4 | 2 | — | — | — | — | — | |
| 2355 | Carpentry & floor contractors | (C) | (D) | (D) | 29 | 20 | 7 | 1 | 1 | — | — | — | — | — | |
| 2356 | Roofing, siding, & sheet metal contractors | 205 | 1 319 | 5 081 | 12 | 6 | 1 | 2 | 2 | 1 | — | — | — | — | |
| 23561 | Roofing, siding, & sheet metal contractors ... | 205 | 1 319 | 5 081 | 12 | 6 | 1 | 2 | 2 | 1 | — | — | — | — | |
| 235610 | Roofing, siding, & sheet metal contractors ... | 205 | 1 319 | 5 081 | 12 | 6 | 1 | 2 | 2 | 1 | — | — | — | — | |

See footnotes at end of table.

Table 6. Counties—Employees, Payroll, and Establishments by Industry: 2000—Con.

[Excludes most government employees, railroad employees, and self-employed persons. Size class 1 to 4 includes establishments with payroll, but no employees, during mid-March pay period. (D) denotes figures withheld to avoid disclosing data for individual companies; the data are included in broader industry totals. Detailed industries with 100 or more employees are shown if industry was not a (D). For explanation of terms, abbreviations, and data reliability/comparability, see introductory text]

| NAICS code | Industry | Number of employees for week including March 12 | Payroll (\$1,000) | | Total number of establishments | Number of establishments by employment-size class | | | | | | | | |
|--------------------------------|--|---|-------------------|--------|--------------------------------|---|--------|----------|----------|----------|------------|------------|------------|---------------|
| | | | First quarter | Annual | | 1 to 4 | 5 to 9 | 10 to 19 | 20 to 49 | 50 to 99 | 100 to 249 | 250 to 499 | 500 to 999 | 1,000 or more |
| HINDS—Con. | | | | | | | | | | | | | | |
| 23 Construction—Con. | | | | | | | | | | | | | | |
| Special trade contractors—Con. | | | | | | | | | | | | | | |
| 235 | Concrete contractors | 115 | 552 | 2 305 | 11 | 2 | 3 | 4 | 2 | — | — | — | — | — |
| 2357 | Concrete contractors | 115 | 552 | 2 305 | 11 | 2 | 3 | 4 | 2 | — | — | — | — | — |
| 235710 | Concrete contractors | 115 | 552 | 2 305 | 11 | 2 | 3 | 4 | 2 | — | — | — | — | — |
| 2359 | Other special trade contractors | 997 | 4 722 | 19 229 | 54 | 19 | 14 | 12 | 6 | 2 | — | 1 | — | — |
| 23591 | Structural steel erection contractors | 147 | 1 115 | 4 032 | 5 | — | — | 2 | 1 | — | — | — | — | — |
| 235910 | Structural steel erection contractors | 147 | 1 115 | 4 032 | 5 | — | — | 2 | 1 | — | — | — | — | — |
| 23593 | Excavation contractors | 506 | 1 596 | 6 395 | 15 | 6 | 5 | 2 | 1 | — | — | 1 | — | — |
| 235930 | Excavation contractors | 506 | 1 596 | 6 395 | 15 | 6 | 5 | 2 | 1 | — | — | 1 | — | — |
| 23599 | All other special trade contractors | 237 | 1 150 | 5 040 | 23 | 9 | 7 | 4 | 2 | 1 | — | — | — | — |
| 235990 | All other special trade contractors | 237 | 1 150 | 5 040 | 23 | 9 | 7 | 4 | 2 | 1 | — | — | — | — |
| 31-33 Manufacturing | | | | | | | | | | | | | | |
| 311 | Food mfg | 1 351 | 8 056 | 32 182 | 13 | 3 | 4 | 1 | 1 | 1 | 1 | 1 | 1 | — |
| 3112 | Grain & oilseed milling | (C) | (D) | (D) | 1 | — | — | — | — | — | 1 | — | — | — |
| 31122 | Starch & vegetable fats & oils mfg | (C) | (D) | (D) | 1 | — | — | — | — | — | 1 | — | — | — |
| 3116 | Animal slaughtering & processing | (F) | (D) | (D) | 2 | — | — | — | — | 1 | — | — | 1 | — |
| 31161 | Animal slaughtering & processing | (F) | (D) | (D) | 2 | — | — | — | — | 1 | — | — | 1 | — |
| 3119 | Other food mfg | (E) | (D) | (D) | 3 | — | 2 | — | — | — | — | — | 1 | — |
| 31191 | Snack food mfg | (E) | (D) | (D) | 1 | — | — | — | — | — | — | — | 1 | — |
| 312 | Beverage & tobacco product mfg | (C) | (D) | (D) | 3 | — | 1 | — | 1 | 1 | — | — | — | — |
| 3121 | Beverage mfg | (C) | (D) | (D) | 3 | — | 1 | — | 1 | 1 | — | — | — | — |
| 31211 | Soft drink & ice mfg | (C) | (D) | (D) | 2 | — | — | — | 1 | 1 | — | — | — | — |
| 321 | Wood product mfg | 160 | 1 074 | 4 342 | 9 | 3 | 2 | 1 | 2 | 1 | — | — | — | — |
| 322 | Paper mfg | (E) | (D) | (D) | 2 | — | — | — | — | — | 2 | — | — | — |
| 3222 | Converted paper product mfg | (E) | (D) | (D) | 2 | — | — | — | — | — | 2 | — | — | — |
| 32221 | Paperboard container mfg | (E) | (D) | (D) | 2 | — | — | — | — | — | 2 | — | — | — |
| 323 | Printing & related support activities | 481 | 2 957 | 13 634 | 31 | 13 | 4 | 6 | 7 | — | 1 | — | — | — |
| 3231 | Printing & related support activities | 481 | 2 957 | 13 634 | 31 | 13 | 4 | 6 | 7 | — | 1 | — | — | — |
| 32311 | Printing | (E) | (D) | (D) | 30 | 12 | 4 | 6 | 7 | — | 1 | — | — | — |
| 323110 | Commercial lithographic printing | 274 | 1 349 | 5 741 | 16 | 6 | 2 | 3 | 4 | — | 1 | — | — | — |
| 325 | Chemical mfg | 163 | 2 080 | 8 354 | 10 | 7 | 1 | — | 1 | — | 1 | — | — | — |
| 3255 | Paint, coating & adhesive mfg | (C) | (D) | (D) | 2 | 1 | — | — | — | — | 1 | — | — | — |
| 32551 | Paint & coating mfg | (C) | (D) | (D) | 2 | 1 | — | — | — | — | 1 | — | — | — |
| 326 | Plastics & rubber products mfg | 638 | 4 821 | 20 012 | 17 | 3 | 2 | 2 | 4 | 5 | 1 | — | — | — |
| 3261 | Plastics product mfg | (F) | (D) | (D) | 15 | 3 | 1 | 1 | 4 | 5 | 1 | — | — | — |
| 32612 | Plastics pipe, pipe fitting, & unsupported profile shape mfg | (C) | (D) | (D) | 4 | 1 | — | — | 1 | 2 | — | — | — | — |
| 32619 | Other plastics product mfg | 408 | 3 219 | 13 162 | 10 | 2 | 1 | 1 | 2 | 3 | 1 | — | — | — |
| 326199 | All other plastics product mfg | 163 | 948 | 4 274 | 6 | 2 | — | 1 | 1 | 2 | — | — | — | — |
| 327 | Nonmetallic mineral product mfg | 770 | 5 229 | 21 168 | 16 | 2 | 3 | 3 | 3 | 3 | 1 | 1 | — | — |
| 3271 | Clay product & refractory mfg | (C) | (D) | (D) | 2 | — | 1 | — | — | — | 1 | — | — | — |
| 32712 | Clay building material & refractories mfg | (C) | (D) | (D) | 1 | — | — | — | — | — | 1 | — | — | — |
| 3273 | Cement & concrete product mfg | 572 | 3 967 | 16 338 | 11 | 2 | 2 | 1 | 3 | 2 | — | 1 | — | — |
| 32732 | Ready-mix concrete mfg | (E) | (D) | (D) | 5 | 2 | 1 | — | — | 1 | — | 1 | — | — |
| 32733 | Concrete pipe, brick & block mfg | (C) | (D) | (D) | 3 | — | — | — | 2 | 1 | — | — | — | — |
| 332 | Fabricated metal product mfg | 1 037 | 8 184 | 33 873 | 32 | 8 | 3 | 9 | 5 | 4 | 3 | — | — | — |
| 3323 | Architectural & structural metals mfg | 242 | 1 680 | 6 878 | 12 | 3 | — | 5 | 3 | 1 | — | — | — | — |
| 33231 | Plate work & fabricated structural prod mfg | 190 | 1 279 | 5 029 | 6 | 1 | — | 1 | 3 | 1 | — | — | — | — |
| 3325 | Hardware mfg | (C) | (D) | (D) | 2 | — | — | 1 | — | — | 1 | — | — | — |
| 33251 | Hardware mfg | (C) | (D) | (D) | 2 | — | — | 1 | — | — | 1 | — | — | — |
| 3327 | Mach shops, turn prod, screw, nut, bolt mfg | (C) | (D) | (D) | 10 | 4 | 3 | 1 | 1 | 1 | — | — | — | — |
| 33271 | Machine shops | (C) | (D) | (D) | 10 | 4 | 3 | 1 | 1 | 1 | — | — | — | — |
| 3328 | Coating, engrave, heat treating & oth activity | 453 | 3 990 | 17 294 | 7 | — | — | 2 | 1 | 2 | 2 | — | — | — |
| 33281 | Coating, engrave, heat treating & oth activity | 453 | 3 990 | 17 294 | 7 | — | — | 2 | 1 | 2 | 2 | — | — | — |
| 332812 | Metal coating, engraving & allied services | 352 | 3 401 | 14 610 | 3 | — | — | — | — | 1 | 2 | — | — | — |
| 333 | Machinery mfg | 1 556 | 15 657 | 62 821 | 11 | 5 | 1 | — | 1 | — | 2 | 1 | 1 | — |
| 3333 | Commercial & service industry machinery mfg | (E) | (D) | (D) | 3 | 1 | — | — | — | — | 2 | — | — | — |
| 33331 | Commercial & service industry machinery mfg | (E) | (D) | (D) | 3 | 1 | — | — | — | — | 2 | — | — | — |
| 3339 | Other general purpose machinery mfg | (G) | (D) | (D) | 4 | 1 | 1 | — | — | — | — | 1 | 1 | — |
| 33399 | All other general purpose machinery mfg | (G) | (D) | (D) | 3 | — | 1 | — | — | — | — | 1 | 1 | — |
| 335 | Electrical equip, appliance & component mfg | 196 | 1 210 | 5 550 | 3 | 1 | — | — | 1 | — | 1 | — | — | — |
| 3352 | Household appliance mfg | (C) | (D) | (D) | 1 | — | — | — | — | — | 1 | — | — | — |
| 33521 | Small electrical appliance mfg | (C) | (D) | (D) | 1 | — | — | — | — | — | 1 | — | — | — |
| 336 | Transportation equipment mfg | (G) | (D) | (D) | 6 | 2 | 2 | — | — | — | — | 1 | — | 1 |
| 3363 | Motor vehicle parts mfg | (G) | (D) | (D) | 3 | — | 1 | — | — | — | — | 1 | — | 1 |
| 33632 | MV electrical & electronic equipment mfg | (G) | (D) | (D) | 1 | — | — | — | — | — | — | — | — | 1 |
| 33639 | Other motor vehicle parts mfg | (E) | (D) | (D) | 1 | — | — | — | — | — | — | 1 | — | — |
| 339 | Miscellaneous mfg | 265 | 1 547 | 6 819 | 21 | 7 | 6 | 4 | 3 | 1 | — | — | — | — |
| 3391 | Medical equipment & supplies mfg | 125 | 821 | 3 509 | 13 | 4 | 6 | 1 | 2 | — | — | — | — | — |
| 33911 | Medical equipment & supplies mfg | 125 | 821 | 3 509 | 13 | 4 | 6 | 1 | 2 | — | — | — | — | — |
| 3399 | Other miscellaneous mfg | 140 | 726 | 3 310 | 8 | 3 | — | 3 | 1 | 1 | — | — | — | — |

See footnotes at end of table.

Table 6. Counties—Employees, Payroll, and Establishments by Industry: 2000—Con.

[Excludes most government employees, railroad employees, and self-employed persons. Size class 1 to 4 includes establishments with payroll, but no employees, during mid-March pay period. (D) denotes figures withheld to avoid disclosing data for individual companies; the data are included in broader industry totals. Detailed industries with 100 or more employees are shown if industry was not a (D). For explanation of terms, abbreviations, and data reliability/comparability, see introductory text]

| NAICS code | Industry | Number of employees for week including March 12 | Payroll (\$1,000) | | Total number of establishments | Number of establishments by employment-size class | | | | | | | | | |
|------------|---|---|-------------------|----------------|--------------------------------|---|------------|------------|------------|-----------|------------|------------|------------|---------------|---|
| | | | First quarter | Annual | | 1 to 4 | 5 to 9 | 10 to 19 | 20 to 49 | 50 to 99 | 100 to 249 | 250 to 499 | 500 to 999 | 1,000 or more | |
| | | | | | | | | | | | | | | | |
| 72 | HINDS—Con. | | | | | | | | | | | | | | |
| | Accommodation & food services | 10 296 | 26 301 | 108 973 | 438 | 111 | 51 | 88 | 127 | 52 | 9 | — | — | — | — |
| 721 | Accommodation | 1 504 | 5 092 | 22 406 | 64 | 20 | 10 | 12 | 15 | 3 | 4 | — | — | — | — |
| 7211 | Traveler accommodation | (G) | (D) | (D) | 63 | 20 | 10 | 11 | 15 | 3 | 4 | — | — | — | — |
| 72111 | Hotels (exc casino hotels) & motels | 1 450 | 4 936 | 21 763 | 59 | 19 | 10 | 9 | 14 | 3 | 4 | — | — | — | — |
| 721110 | Hotels (exc casino hotels) & motels | 1 450 | 4 936 | 21 763 | 59 | 19 | 10 | 9 | 14 | 3 | 4 | — | — | — | — |
| 722 | Food services & drinking places | 8 792 | 21 209 | 86 567 | 374 | 91 | 41 | 76 | 112 | 49 | 5 | — | — | — | — |
| 7221 | Full-service restaurants | 3 989 | 10 277 | 41 427 | 123 | 36 | 12 | 12 | 27 | 31 | 5 | — | — | — | — |
| 72211 | Full-service restaurants | 3 989 | 10 277 | 41 427 | 123 | 36 | 12 | 12 | 27 | 31 | 5 | — | — | — | — |
| 722110 | Full-service restaurants | 3 989 | 10 277 | 41 427 | 123 | 36 | 12 | 12 | 27 | 31 | 5 | — | — | — | — |
| 7222 | Limited-service eating places | 4 176 | 9 267 | 37 622 | 197 | 32 | 17 | 57 | 76 | 15 | — | — | — | — | — |
| 72221 | Limited-service eating places | 4 176 | 9 267 | 37 622 | 197 | 32 | 17 | 57 | 76 | 15 | — | — | — | — | — |
| 722211 | Limited-service restaurants | 3 749 | 7 996 | 32 151 | 178 | 26 | 15 | 52 | 74 | 11 | — | — | — | — | — |
| 7223 | Special food services | 462 | 1 225 | 5 574 | 33 | 11 | 9 | 5 | 5 | 3 | — | — | — | — | — |
| 72231 | Food service contractors | 417 | 1 111 | 5 077 | 26 | 7 | 7 | 5 | 4 | 3 | — | — | — | — | — |
| 722310 | Food service contractors | 417 | 1 111 | 5 077 | 26 | 7 | 7 | 5 | 4 | 3 | — | — | — | — | — |
| 7224 | Drinking places (alcoholic beverages) | 165 | 440 | 1 944 | 21 | 12 | 3 | 2 | 4 | — | — | — | — | — | — |
| 72241 | Drinking places (alcoholic beverages) | 165 | 440 | 1 944 | 21 | 12 | 3 | 2 | 4 | — | — | — | — | — | — |
| 722410 | Drinking places (alcoholic beverages) | 165 | 440 | 1 944 | 21 | 12 | 3 | 2 | 4 | — | — | — | — | — | — |
| 81 | Other services (except public administration) | 7 446 | 36 082 | 149 344 | 801 | 454 | 162 | 101 | 59 | 16 | 9 | — | — | — | — |
| 811 | Repair & maintenance | 1 538 | 10 028 | 41 153 | 223 | 139 | 49 | 21 | 10 | 3 | 1 | — | — | — | — |
| 8111 | Automotive repair & maintenance | 846 | 5 382 | 22 133 | 141 | 86 | 33 | 13 | 8 | 1 | — | — | — | — | — |
| 81111 | Automotive mechanical & electrical R&M | 372 | 1 978 | 8 121 | 85 | 56 | 21 | 7 | 1 | — | — | — | — | — | — |
| 811111 | General automotive repair | 275 | 1 459 | 5 947 | 58 | 34 | 17 | 6 | 1 | — | — | — | — | — | — |
| 811112 | Automotive body, paint, interior & glass repair | 249 | 2 170 | 9 253 | 35 | 21 | 8 | 3 | 2 | 1 | — | — | — | — | — |
| 8111121 | Automotive body, paint & interior R&M | 212 | 1 927 | 8 177 | 23 | 13 | 4 | 3 | 2 | 1 | — | — | — | — | — |
| 811119 | Other automotive R&M | 225 | 1 234 | 4 759 | 21 | 9 | 4 | 3 | 5 | — | — | — | — | — | — |
| 8111191 | Automotive oil change & lubrication shops | 103 | 835 | 3 095 | 9 | 3 | 2 | 2 | 2 | — | — | — | — | — | — |
| 8111192 | Car washes | 117 | 381 | 1 509 | 9 | 3 | 2 | 1 | 3 | — | — | — | — | — | — |
| 8112 | Electronic & precision equipment R&M | 321 | 2 434 | 10 009 | 23 | 14 | 5 | 2 | 1 | — | 1 | — | — | — | — |
| 81121 | Electronic & precision equipment R&M | 321 | 2 434 | 10 009 | 23 | 14 | 5 | 2 | 1 | — | 1 | — | — | — | — |
| 8113 | Commercial equipment (exc auto & elec) R&M | 136 | 1 091 | 4 404 | 31 | 22 | 5 | 3 | 1 | — | — | — | — | — | — |
| 81131 | Commercial equipment (exc auto & elec) R&M | 136 | 1 091 | 4 404 | 31 | 22 | 5 | 3 | 1 | — | — | — | — | — | — |
| 811310 | Commercial equipment (exc auto & elec) R&M | 136 | 1 091 | 4 404 | 31 | 22 | 5 | 3 | 1 | — | — | — | — | — | — |
| 8114 | Personal & household goods R&M | 235 | 1 121 | 4 607 | 28 | 17 | 6 | 3 | — | 2 | — | — | — | — | — |
| 81141 | Home, garden equipment & appliance R&M | 187 | 880 | 3 767 | 12 | 5 | 3 | 2 | — | 2 | — | — | — | — | — |
| 812 | Personal & laundry services | 1 447 | 6 798 | 28 054 | 160 | 94 | 32 | 19 | 9 | 3 | 3 | — | — | — | — |
| 8121 | Personal care services | 316 | 1 279 | 5 571 | 64 | 42 | 14 | 5 | 3 | — | — | — | — | — | — |
| 81211 | Hair, nail & skin care services | 241 | 1 119 | 4 904 | 54 | 36 | 11 | 5 | 2 | — | — | — | — | — | — |
| 812112 | Beauty salons | 215 | 1 034 | 4 559 | 45 | 28 | 10 | 5 | 2 | — | — | — | — | — | — |
| 8122 | Death care services | 155 | 768 | 3 227 | 18 | 6 | 5 | 5 | 2 | — | — | — | — | — | — |
| 81221 | Funeral homes | 119 | 599 | 2 423 | 13 | 4 | 3 | 5 | 1 | — | — | — | — | — | — |
| 812210 | Funeral homes | 119 | 599 | 2 423 | 13 | 4 | 3 | 5 | 1 | — | — | — | — | — | — |
| 8123 | Drycleaning & laundry services | 877 | 4 274 | 17 946 | 49 | 25 | 8 | 6 | 4 | 3 | 3 | — | — | — | — |
| 81232 | Drycleaning & laundry services (exc coin-op) | 423 | 1 692 | 6 550 | 27 | 12 | 4 | 6 | 3 | 1 | 1 | — | — | — | — |
| 812320 | Drycleaning & laundry services (exc coin-op) | 423 | 1 692 | 6 550 | 27 | 12 | 4 | 6 | 3 | 1 | 1 | — | — | — | — |
| 81233 | Linen & uniform supply | 397 | 2 462 | 10 949 | 5 | — | — | — | 1 | 2 | 2 | — | — | — | — |
| 813 | Religious, grantmaking, civic, prof & like organizations | 4 461 | 19 256 | 80 137 | 418 | 221 | 81 | 61 | 40 | 10 | 5 | — | — | — | — |
| 8131 | Religious organizations | 2 847 | 8 987 | 37 739 | 205 | 93 | 46 | 31 | 24 | 6 | 5 | — | — | — | — |
| 81311 | Religious organizations | 2 847 | 8 987 | 37 739 | 205 | 93 | 46 | 31 | 24 | 6 | 5 | — | — | — | — |
| 813110 | Religious organizations | 2 847 | 8 987 | 37 739 | 205 | 93 | 46 | 31 | 24 | 6 | 5 | — | — | — | — |
| 8132 | Grantmaking & giving services | 174 | 1 138 | 4 876 | 26 | 13 | 6 | 6 | 1 | — | — | — | — | — | — |
| 81321 | Grantmaking & giving services | 174 | 1 138 | 4 876 | 26 | 13 | 6 | 6 | 1 | — | — | — | — | — | — |
| 8133 | Social advocacy organizations | 195 | 1 024 | 4 500 | 25 | 13 | 5 | 4 | 3 | — | — | — | — | — | — |
| 81331 | Social advocacy organizations | 195 | 1 024 | 4 500 | 25 | 13 | 5 | 4 | 3 | — | — | — | — | — | — |
| 8134 | Civic & social organizations | 406 | 1 471 | 6 213 | 40 | 24 | 3 | 5 | 7 | 1 | — | — | — | — | — |
| 81341 | Civic & social organizations | 406 | 1 471 | 6 213 | 40 | 24 | 3 | 5 | 7 | 1 | — | — | — | — | — |
| 813410 | Civic & social organizations | 406 | 1 471 | 6 213 | 40 | 24 | 3 | 5 | 7 | 1 | — | — | — | — | — |
| 8139 | Business, labor, political, like organizations | 839 | 6 636 | 26 809 | 122 | 78 | 21 | 15 | 5 | 3 | — | — | — | — | — |
| 81391 | Business associations | 364 | 3 537 | 14 345 | 55 | 36 | 10 | 5 | 3 | 1 | — | — | — | — | — |
| 813910 | Business associations | 364 | 3 537 | 14 345 | 55 | 36 | 10 | 5 | 3 | 1 | — | — | — | — | — |
| 81392 | Professional organizations | 199 | 1 759 | 6 662 | 21 | 14 | 3 | 2 | — | 2 | — | — | — | — | — |
| 813920 | Professional organizations | 199 | 1 759 | 6 662 | 21 | 14 | 3 | 2 | — | 2 | — | — | — | — | — |
| 81393 | Labor unions & similar labor organizations | 172 | 580 | 2 323 | 27 | 16 | 4 | 6 | 1 | — | — | — | — | — | — |
| 813930 | Labor unions & similar labor organizations | 172 | 580 | 2 323 | 27 | 16 | 4 | 6 | 1 | — | — | — | — | — | — |
| 95 | Auxiliaries (exc corporate, subsidiary & regional mgt) | (E) | (D) | (D) | 16 | 7 | 3 | 3 | 2 | — | 1 | — | — | — | — |
| 99 | Unclassified establishments | (C) | (D) | (D) | 67 | 62 | 2 | 2 | 1 | — | — | — | — | — | — |

See footnotes at end of table.

Table 6. Counties—Employees, Payroll, and Establishments by Industry: 2000—Con.

[Excludes most government employees, railroad employees, and self-employed persons. Size class 1 to 4 includes establishments with payroll, but no employees, during mid-March pay period. (D) denotes figures withheld to avoid disclosing data for individual companies; the data are included in broader industry totals. Detailed industries with 100 or more employees are shown if industry was not a (D). For explanation of terms, abbreviations, and data reliability/comparability, see introductory text]

| NAICS code | Industry | Number of employees for week including March 12 | Payroll (\$1,000) | | Total number of establishments | Number of establishments by employment-size class | | | | | | | | |
|------------------|--|---|-------------------|---------------|--------------------------------|---|-----------|-----------|-----------|----------|------------|------------|------------|---------------|
| | | | First quarter | Annual | | 1 to 4 | 5 to 9 | 10 to 19 | 20 to 49 | 50 to 99 | 100 to 249 | 250 to 499 | 500 to 999 | 1,000 or more |
| HOLMES | | | | | | | | | | | | | | |
| | Total | 2 652 | 12 375 | 45 418 | 268 | 154 | 65 | 27 | 15 | 3 | 3 | 1 | | |
| 11 | Forestry, fishing, hunting, and agriculture support | (A) | (D) | (D) | 4 | 4 | — | — | — | — | — | — | — | — |
| 21 | Mining | (B) | (D) | (D) | 1 | — | — | — | 1 | — | — | — | — | — |
| 22 | Utilities | (B) | (D) | (D) | 12 | 9 | 1 | 2 | — | — | — | — | — | — |
| 23 | Construction | (B) | (D) | (D) | 11 | 8 | 3 | — | — | — | — | — | — | — |
| 31-33 | Manufacturing | 919 | 4 942 | 17 371 | 11 | 3 | 2 | — | 2 | 1 | 2 | 1 | — | — |
| 314 | Textile product mills | (C) | (D) | (D) | 1 | — | — | — | — | — | 1 | — | — | — |
| 3149 | Other textile product mills | (C) | (D) | (D) | 1 | — | — | — | — | — | 1 | — | — | — |
| 31491 | Textile bag & canvas mills | (C) | (D) | (D) | 1 | — | — | — | — | — | 1 | — | — | — |
| 321 | Wood product mfg | (F) | (D) | (D) | 4 | 1 | 1 | — | 1 | — | — | 1 | — | — |
| 3219 | Other wood product mfg | (E) | (D) | (D) | 2 | 1 | — | — | — | — | — | 1 | — | — |
| 32199 | All other wood product mfg | (E) | (D) | (D) | 2 | 1 | — | — | — | — | — | 1 | — | — |
| 333 | Machinery mfg | (C) | (D) | (D) | 2 | 1 | — | — | — | — | 1 | — | — | — |
| 3333 | Commercial & service industry machinery mfg .. | (C) | (D) | (D) | 1 | — | — | — | — | — | 1 | — | — | — |
| 33331 | Commercial & service industry machinery mfg | (C) | (D) | (D) | 1 | — | — | — | — | — | 1 | — | — | — |
| 42 | Wholesale trade | 43 | 218 | 851 | 12 | 9 | 2 | 1 | — | — | — | — | — | — |
| 44-45 | Retail trade | 623 | 2 030 | 8 649 | 86 | 38 | 30 | 15 | 2 | 1 | — | — | — | — |
| 445 | Food & beverage stores | 137 | 371 | 1 652 | 16 | 10 | 3 | 1 | 1 | 1 | — | — | — | — |
| 4451 | Grocery stores | 123 | 338 | 1 519 | 11 | 6 | 2 | 1 | 1 | 1 | — | — | — | — |
| 44511 | Grocery (except convenience) stores | 103 | 286 | 1 323 | 8 | 5 | — | 1 | 1 | 1 | — | — | — | — |
| 445110 | Grocery (except convenience) stores | 103 | 286 | 1 323 | 8 | 5 | — | 1 | 1 | 1 | — | — | — | — |
| 447 | Gasoline stations | 172 | 450 | 1 802 | 17 | 5 | 6 | 5 | 1 | — | — | — | — | — |
| 4471 | Gasoline stations | 172 | 450 | 1 802 | 17 | 5 | 6 | 5 | 1 | — | — | — | — | — |
| 44711 | Gasoline stations with convenience stores ... | (C) | (D) | (D) | 14 | 3 | 6 | 5 | — | — | — | — | — | — |
| 48-49 | Transportation & warehousing | (A) | (D) | (D) | 5 | 4 | 1 | — | — | — | — | — | — | — |
| 51 | Information | 11 | 178 | 508 | 7 | 7 | — | — | — | — | — | — | — | — |
| 52 | Finance & insurance | 94 | 767 | 2 105 | 13 | 7 | 3 | 1 | 2 | — | — | — | — | — |
| 53 | Real estate & rental & leasing | 24 | 59 | 244 | 9 | 7 | 2 | — | — | — | — | — | — | — |
| 54 | Professional, scientific & technical services | 51 | 499 | 3 256 | 12 | 10 | 1 | — | 1 | — | — | — | — | — |
| 55 | Management of companies & enterprises .. | (A) | (D) | (D) | 1 | 1 | — | — | — | — | — | — | — | — |
| 56 | Admin, support, waste mgt, remediation services | (A) | (D) | (D) | 2 | 2 | — | — | — | — | — | — | — | — |
| 61 | Educational services | 98 | 327 | 1 266 | 3 | — | — | — | 3 | — | — | — | — | — |
| 62 | Health care and social assistance | 375 | 2 153 | 5 537 | 20 | 9 | 4 | 2 | 3 | 1 | 1 | — | — | — |
| 621 | Ambulatory health care services | 104 | 660 | 2 716 | 13 | 6 | 3 | 2 | 2 | — | — | — | — | — |
| 622 | Hospitals | (C) | (D) | (D) | 1 | — | — | — | — | — | 1 | — | — | — |
| 6221 | General medical & surgical hospitals | (C) | (D) | (D) | 1 | — | — | — | — | — | 1 | — | — | — |
| 62211 | General medical & surgical hospitals | (C) | (D) | (D) | 1 | — | — | — | — | — | 1 | — | — | — |
| 71 | Arts, entertainment & recreation | (A) | (D) | (D) | 1 | 1 | — | — | — | — | — | — | — | — |
| 72 | Accommodation & food services | 135 | 243 | 925 | 19 | 7 | 7 | 4 | 1 | — | — | — | — | — |
| 722 | Food services & drinking places | (C) | (D) | (D) | 16 | 5 | 6 | 4 | 1 | — | — | — | — | — |
| 81 | Other services (except public administration) | 119 | 281 | 1 108 | 35 | 26 | 7 | 2 | — | — | — | — | — | — |
| 95 | Auxiliaries (exc corporate, subsidiary & regional mgt) | (A) | (D) | (D) | 1 | — | 1 | — | — | — | — | — | — | — |
| 99 | Unclassified establishments | (A) | (D) | (D) | 3 | 2 | 1 | — | — | — | — | — | — | — |
| HUMPHREYS | | | | | | | | | | | | | | |
| | Total | 2 776 | 12 146 | 49 017 | 181 | 112 | 31 | 17 | 11 | 4 | 4 | 1 | 1 | |
| 11 | Forestry, fishing, hunting, and agriculture support | (A) | (D) | (D) | 5 | 3 | 2 | — | — | — | — | — | — | — |
| 21 | Mining | (A) | (D) | (D) | 1 | 1 | — | — | — | — | — | — | — | — |
| 22 | Utilities | (A) | (D) | (D) | 3 | 1 | 2 | — | — | — | — | — | — | — |
| 23 | Construction | (B) | (D) | (D) | 13 | 11 | — | 2 | — | — | — | — | — | — |
| 31-33 | Manufacturing | 1 482 | 5 726 | 21 397 | 8 | 2 | — | — | — | 1 | 3 | 1 | 1 | — |
| 311 | Food mfg | (G) | (D) | (D) | 4 | — | — | — | — | 1 | 1 | 1 | 1 | — |
| 3117 | Seafood product preparation & packaging | (G) | (D) | (D) | 4 | — | — | — | — | 1 | 1 | 1 | 1 | — |
| 31171 | Seafood product preparation & packaging | (G) | (D) | (D) | 4 | — | — | — | — | 1 | 1 | 1 | 1 | — |
| 315 | Apparel manufacturing | (C) | (D) | (D) | 1 | — | — | — | — | — | 1 | — | — | — |
| 3151 | Apparel knitting mills | (C) | (D) | (D) | 1 | — | — | — | — | — | 1 | — | — | — |
| 31519 | Other apparel knitting mills | (C) | (D) | (D) | 1 | — | — | — | — | — | 1 | — | — | — |
| 316 | Leather & allied product mfg | (C) | (D) | (D) | 1 | — | — | — | — | — | 1 | — | — | — |
| 3169 | Other leather & allied product mfg | (C) | (D) | (D) | 1 | — | — | — | — | — | 1 | — | — | — |
| 31699 | Other leather & allied product mfg | (C) | (D) | (D) | 1 | — | — | — | — | — | 1 | — | — | — |
| 42 | Wholesale trade | 122 | 882 | 4 235 | 9 | 3 | 2 | 1 | 3 | — | — | — | — | — |

See footnotes at end of table.

Table 6. Counties—Employees, Payroll, and Establishments by Industry: 2000—Con.

[Excludes most government employees, railroad employees, and self-employed persons. Size class 1 to 4 includes establishments with payroll, but no employees, during mid-March pay period. (D) denotes figures withheld to avoid disclosing data for individual companies; the data are included in broader industry totals. Detailed industries with 100 or more employees are shown if industry was not a (D). For explanation of terms, abbreviations, and data reliability/comparability, see introductory text]

| NAICS code | Industry | Number of employees for week including March 12 | Payroll (\$1,000) | | Total number of establishments | Number of establishments by employment-size class | | | | | | | | |
|-----------------------|--|---|-------------------|---------|--------------------------------|---|--------|----------|----------|----------|------------|------------|------------|---------------|
| | | | First quarter | Annual | | 1 to 4 | 5 to 9 | 10 to 19 | 20 to 49 | 50 to 99 | 100 to 249 | 250 to 499 | 500 to 999 | 1,000 or more |
| HUMPHREYS—Con. | | | | | | | | | | | | | | |
| 44-45 | Retail trade | 343 | 1 180 | 5 351 | 41 | 20 | 10 | 7 | 3 | 1 | - | - | - | - |
| 445 | Food & beverage stores | 102 | 330 | 1 453 | 6 | 3 | - | 2 | - | 1 | - | - | - | - |
| 4451 | Grocery stores | (C) | (D) | (D) | 5 | 2 | - | 2 | - | 1 | - | - | - | - |
| 48-49 | Transportation & warehousing | 90 | 705 | 3 494 | 8 | 4 | 3 | - | - | 1 | - | - | - | - |
| 51 | Information | (B) | (D) | (D) | 6 | 3 | 2 | 1 | - | - | - | - | - | - |
| 52 | Finance & insurance | 119 | 1 064 | 3 185 | 13 | 9 | 2 | - | 2 | - | - | - | - | - |
| 522 | Credit intermediation & related activities | 109 | 1 035 | 3 057 | 10 | 6 | 2 | - | 2 | - | - | - | - | - |
| 5221 | Depository credit intermediation | (C) | (D) | (D) | 7 | 3 | 2 | - | 2 | - | - | - | - | - |
| 52211 | Commercial banking | (C) | (D) | (D) | 6 | 2 | 2 | - | 2 | - | - | - | - | - |
| 53 | Real estate & rental & leasing | 15 | 53 | 248 | 4 | 2 | 2 | - | - | - | - | - | - | - |
| 54 | Professional, scientific & technical services | (B) | (D) | (D) | 10 | 9 | 1 | - | - | - | - | - | - | - |
| 55 | Management of companies & enterprises | (B) | (D) | (D) | 1 | - | - | - | 1 | - | - | - | - | - |
| 56 | Admin, support, waste mgt, remediation services | (B) | (D) | (D) | 9 | 8 | 1 | - | - | - | - | - | - | - |
| 61 | Educational services | 151 | 538 | 1 524 | 3 | 1 | - | - | 1 | - | 1 | - | - | - |
| 611 | Educational services | 151 | 538 | 1 524 | 3 | 1 | - | - | 1 | - | 1 | - | - | - |
| 6111 | Elementary & secondary schools | (C) | (D) | (D) | 2 | - | - | - | 1 | - | 1 | - | - | - |
| 61111 | Elementary & secondary schools | (C) | (D) | (D) | 2 | - | - | - | 1 | - | 1 | - | - | - |
| 62 | Health care and social assistance | 101 | 419 | 2 611 | 11 | 7 | 2 | 1 | - | 1 | - | - | - | - |
| 71 | Arts, entertainment & recreation | (B) | (D) | (D) | 2 | - | 1 | 1 | - | - | - | - | - | - |
| 72 | Accommodation & food services | 63 | 122 | 548 | 6 | 2 | - | 3 | 1 | - | - | - | - | - |
| 81 | Other services (except public administration) | 69 | 184 | 820 | 26 | 24 | 1 | 1 | - | - | - | - | - | - |
| 99 | Unclassified establishments | (A) | (D) | (D) | 2 | 2 | - | - | - | - | - | - | - | - |
| ISSAQUENA | | | | | | | | | | | | | | |
| | Total | 98 | 248 | 1 118 | 15 | 7 | 6 | 1 | 1 | - | - | - | - | - |
| 22 | Utilities | (A) | (D) | (D) | 1 | 1 | - | - | - | - | - | - | - | - |
| 23 | Construction | (A) | (D) | (D) | 1 | - | 1 | - | - | - | - | - | - | - |
| 42 | Wholesale trade | (A) | (D) | (D) | 2 | - | 2 | - | - | - | - | - | - | - |
| 44-45 | Retail trade | (A) | (D) | (D) | 1 | 1 | - | - | - | - | - | - | - | - |
| 48-49 | Transportation & warehousing | 62 | 117 | 509 | 5 | 2 | 1 | 1 | 1 | - | - | - | - | - |
| 52 | Finance & insurance | (A) | (D) | (D) | 1 | 1 | - | - | - | - | - | - | - | - |
| 56 | Admin, support, waste mgt, remediation services | (A) | (D) | (D) | 1 | - | 1 | - | - | - | - | - | - | - |
| 62 | Health care and social assistance | (A) | (D) | (D) | 1 | - | 1 | - | - | - | - | - | - | - |
| 71 | Arts, entertainment & recreation | (A) | (D) | (D) | 1 | 1 | - | - | - | - | - | - | - | - |
| 81 | Other services (except public administration) | (A) | (D) | (D) | 1 | 1 | - | - | - | - | - | - | - | - |
| ITAWAMBA | | | | | | | | | | | | | | |
| | Total | 4 432 | 24 600 | 100 933 | 322 | 198 | 49 | 34 | 27 | 7 | 5 | 1 | 1 | - |
| 11 | Forestry, fishing, hunting, and agriculture support | (B) | (D) | (D) | 9 | 6 | 2 | 1 | - | - | - | - | - | - |
| 21 | Mining | (B) | (D) | (D) | 3 | 2 | - | 1 | - | - | - | - | - | - |
| 22 | Utilities | (A) | (D) | (D) | 2 | 1 | 1 | - | - | - | - | - | - | - |
| 23 | Construction | 1 174 | 8 305 | 33 457 | 39 | 27 | 2 | 1 | 6 | 1 | 1 | - | 1 | - |
| 233 | Building, developing & general contracting | (C) | (D) | (D) | 15 | 11 | 1 | - | 2 | - | 1 | - | - | - |
| 2333 | Nonresidential building construction | (C) | (D) | (D) | 4 | 1 | 1 | - | 1 | - | 1 | - | - | - |
| 23331 | Mfg & industrial building construction | (C) | (D) | (D) | 2 | 1 | - | - | - | - | 1 | - | - | - |
| 235 | Special trade contractors | (F) | (D) | (D) | 22 | 14 | 1 | 1 | 4 | 1 | - | - | 1 | - |
| 2354 | Masonry, drywall, insulation, tile contractors | 851 | 5 742 | 23 348 | 8 | 4 | 1 | - | 1 | 1 | - | - | 1 | - |
| 23542 | Drywall, acoustical & insulation contractors | 836 | 5 691 | 23 129 | 4 | 1 | - | - | 1 | 1 | - | - | 1 | - |
| 235420 | Drywall, acoustical & insulation contractors | 836 | 5 691 | 23 129 | 4 | 1 | - | - | 1 | 1 | - | - | 1 | - |
| 31-33 | Manufacturing | 1 300 | 8 009 | 31 333 | 31 | 12 | 3 | 3 | 8 | 2 | 2 | 1 | - | - |
| 321 | Wood product mfg | 123 | 753 | 2 389 | 6 | 1 | - | 1 | 4 | - | - | - | - | - |
| 331 | Primary metal mfg | (E) | (D) | (D) | 1 | - | - | - | - | - | - | - | 1 | - |
| 3314 | Nonferrous (exc alum) production & processing | (E) | (D) | (D) | 1 | - | - | - | - | - | - | - | 1 | - |
| 33142 | Copper rolling, drawing, extruding & alloying | (E) | (D) | (D) | 1 | - | - | - | - | - | - | - | 1 | - |
| 332 | Fabricated metal product mfg | (C) | (D) | (D) | 4 | 2 | - | - | 1 | 1 | - | - | - | - |
| 333 | Machinery mfg | 111 | 617 | 2 437 | 5 | 1 | - | 2 | 1 | 1 | - | - | - | - |
| 336 | Transportation equipment mfg | (C) | (D) | (D) | 1 | - | - | - | - | - | 1 | - | - | - |
| 3369 | Other transportation equipment mfg | (C) | (D) | (D) | 1 | - | - | - | - | - | 1 | - | - | - |
| 33699 | Other transportation equipment mfg | (C) | (D) | (D) | 1 | - | - | - | - | - | 1 | - | - | - |
| 337 | Furniture & related product mfg | 270 | 1 519 | 6 154 | 6 | 3 | 2 | - | - | - | 1 | - | - | - |
| 3371 | HH & institutional furniture & kitchen cabinet mfg | 270 | 1 519 | 6 154 | 6 | 3 | 2 | - | - | - | 1 | - | - | - |
| 33712 | Household & institutional furniture mfg | (E) | (D) | (D) | 4 | 2 | 1 | - | - | - | 1 | - | - | - |

See footnotes at end of table.

Table 6. Counties—Employees, Payroll, and Establishments by Industry: 2000—Con.

[Excludes most government employees, railroad employees, and self-employed persons. Size class 1 to 4 includes establishments with payroll, but no employees, during mid-March pay period. (D) denotes figures withheld to avoid disclosing data for individual companies; the data are included in broader industry totals. Detailed industries with 100 or more employees are shown if industry was not a (D). For explanation of terms, abbreviations, and data reliability/comparability, see introductory text]

| NAICS code | Industry | Number of employees for week including March 12 | Payroll (\$1,000) | | Total number of establishments | Number of establishments by employment-size class | | | | | | | | |
|----------------------|---|---|-------------------|------------------|--------------------------------|---|------------|------------|------------|-----------|------------|------------|------------|---------------|
| | | | First quarter | Annual | | 1 to 4 | 5 to 9 | 10 to 19 | 20 to 49 | 50 to 99 | 100 to 249 | 250 to 499 | 500 to 999 | 1,000 or more |
| ITAWAMBA—Con. | | | | | | | | | | | | | | |
| 42 | Wholesale trade | 188 | 985 | 4 294 | 13 | 9 | 1 | — | 1 | 2 | — | — | — | — |
| 421 | Wholesale trade, durable goods | (C) | (D) | (D) | 11 | 8 | 1 | — | 1 | 1 | — | — | — | — |
| 44-45 | Retail trade | 636 | 2 267 | 9 768 | 67 | 36 | 15 | 11 | 4 | — | 1 | — | — | — |
| 452 | General merchandise stores | 255 | 739 | 3 409 | 9 | 4 | 4 | — | — | — | 1 | — | — | — |
| 4521 | Department stores | (C) | (D) | (D) | 1 | — | — | — | — | — | 1 | — | — | — |
| 45211 | Department stores | (C) | (D) | (D) | 1 | — | — | — | — | — | 1 | — | — | — |
| 48-49 | Transportation & warehousing | 119 | 695 | 3 672 | 17 | 10 | 4 | 1 | 1 | 1 | — | — | — | — |
| 484 | Truck transportation | 119 | 695 | 3 672 | 17 | 10 | 4 | 1 | 1 | 1 | — | — | — | — |
| 51 | Information | (A) | (D) | (D) | 2 | — | 1 | 1 | — | — | — | — | — | — |
| 52 | Finance & insurance | 77 | 662 | 2 415 | 17 | 11 | 4 | 2 | — | — | — | — | — | — |
| 53 | Real estate & rental & leasing | 3 | 5 | 54 | 3 | 3 | — | — | — | — | — | — | — | — |
| 54 | Professional, scientific & technical services | 32 | 126 | 514 | 11 | 7 | 4 | — | — | — | — | — | — | — |
| 56 | Admin, support, waste mgt, remediation services | (B) | (D) | (D) | 14 | 11 | 1 | 2 | — | — | — | — | — | — |
| 61 | Educational services | (B) | (D) | (D) | 1 | — | — | — | 1 | — | — | — | — | — |
| 62 | Health care and social assistance | 319 | 1 662 | 7 417 | 26 | 17 | 2 | 5 | — | 1 | 1 | — | — | — |
| 623 | Nursing & residential care facilities | (C) | (D) | (D) | 5 | 3 | — | — | — | 1 | 1 | — | — | — |
| 6231 | Nursing care facilities | (C) | (D) | (D) | 3 | 1 | — | — | — | 1 | 1 | — | — | — |
| 62311 | Nursing care facilities | (C) | (D) | (D) | 3 | 1 | — | — | — | 1 | 1 | — | — | — |
| 71 | Arts, entertainment & recreation | 7 | 20 | 89 | 4 | 4 | — | — | — | — | — | — | — | — |
| 72 | Accommodation & food services | 252 | 474 | 1 979 | 25 | 13 | 2 | 5 | 5 | — | — | — | — | — |
| 722 | Food services & drinking places | (C) | (D) | (D) | 24 | 12 | 2 | 5 | 5 | — | — | — | — | — |
| 7222 | Limited-service eating places | 135 | 314 | 1 268 | 8 | 3 | — | 1 | 4 | — | — | — | — | — |
| 72221 | Limited-service eating places | 135 | 314 | 1 268 | 8 | 3 | — | 1 | 4 | — | — | — | — | — |
| 722211 | Limited-service restaurants | 135 | 314 | 1 268 | 8 | 3 | — | 1 | 4 | — | — | — | — | — |
| 81 | Other services (except public administration) | 114 | 362 | 1 592 | 37 | 29 | 7 | 1 | — | — | — | — | — | — |
| 95 | Auxiliaries (exc corporate, subsidiary & regional mgt) | (B) | (D) | (D) | 1 | — | — | — | 1 | — | — | — | — | — |
| JACKSON | | | | | | | | | | | | | | |
| | Total | 42 639 | 294 769 | 1 245 670 | 2 377 | 1 272 | 489 | 297 | 220 | 63 | 24 | 7 | 1 | 4 |
| 11 | Forestry, fishing, hunting, and agriculture support | (A) | (D) | (D) | 5 | 3 | 2 | — | — | — | — | — | — | — |
| 21 | Mining | (A) | (D) | (D) | 2 | 2 | — | — | — | — | — | — | — | — |
| 22 | Utilities | (E) | (D) | (D) | 8 | 2 | — | 1 | 3 | 1 | 1 | — | — | — |
| 221 | Utilities | (E) | (D) | (D) | 8 | 2 | — | 1 | 3 | 1 | 1 | — | — | — |
| 2211 | Elec pwr generation, transmsn & distribution ... | (E) | (D) | (D) | 6 | 1 | — | 1 | 2 | 1 | 1 | — | — | — |
| 22111 | Electric power generation | (C) | (D) | (D) | 2 | — | — | — | 1 | — | 1 | — | — | — |
| 22112 | Electric pwr transmsn, control & distribution ... | (C) | (D) | (D) | 4 | 1 | — | 1 | 1 | 1 | — | — | — | — |
| 23 | Construction | 4 711 | 30 609 | 146 253 | 199 | 110 | 38 | 23 | 20 | 5 | 2 | — | — | 1 |
| 233 | Building, developing & general contracting | 486 | 2 594 | 12 443 | 69 | 46 | 13 | 5 | 3 | 2 | — | — | — | — |
| 2332 | Residential building construction | 189 | 669 | 2 819 | 50 | 35 | 11 | 4 | — | — | — | — | — | — |
| 23321 | Single-family housing construction | (C) | (D) | (D) | 47 | 32 | 11 | 4 | — | — | — | — | — | — |
| 2333 | Nonresidential building construction | 211 | 1 508 | 7 710 | 10 | 3 | 2 | 1 | 3 | 1 | — | — | — | — |
| 23331 | Mfg & industrial building construction | 129 | 1 007 | 5 544 | 4 | 1 | — | — | 2 | 1 | — | — | — | — |
| 233310 | Mfg & industrial building construction | 129 | 1 007 | 5 544 | 4 | 1 | — | — | 2 | 1 | — | — | — | — |
| 234 | Heavy construction | 3 264 | 21 860 | 110 719 | 23 | 5 | 2 | 3 | 10 | 1 | 1 | — | — | 1 |
| 2341 | Highway, street, bridge & tunnel construction ... | 144 | 718 | 3 200 | 5 | — | — | 1 | 4 | — | — | — | — | — |
| 23411 | Highway & street construction | (C) | (D) | (D) | 4 | — | — | 1 | 3 | — | — | — | — | — |
| 2349 | Other heavy construction | 3 120 | 21 142 | 107 519 | 18 | 5 | 2 | 2 | 6 | 1 | 1 | — | — | 1 |
| 23499 | All other heavy construction | 3 059 | 20 864 | 106 305 | 15 | 5 | 2 | 1 | 4 | 1 | 1 | — | — | 1 |
| 234990 | All other heavy construction | 3 059 | 20 864 | 106 305 | 15 | 5 | 2 | 1 | 4 | 1 | 1 | — | — | 1 |
| 235 | Special trade contractors | 961 | 6 155 | 23 091 | 107 | 59 | 23 | 15 | 7 | 2 | 1 | — | — | — |
| 2351 | Plumbing, heating & AC contractor | 188 | 1 141 | 4 484 | 29 | 19 | 5 | 2 | 3 | — | — | — | — | — |
| 23511 | Plumbing, heating & AC contractor | 188 | 1 141 | 4 484 | 29 | 19 | 5 | 2 | 3 | — | — | — | — | — |
| 235110 | Plumbing, heating & AC contractor | 188 | 1 141 | 4 484 | 29 | 19 | 5 | 2 | 3 | — | — | — | — | — |
| 2353 | Electrical contractors | 260 | 1 812 | 8 441 | 19 | 8 | 2 | 5 | 3 | 1 | — | — | — | — |
| 23531 | Electrical contractors | 260 | 1 812 | 8 441 | 19 | 8 | 2 | 5 | 3 | 1 | — | — | — | — |
| 235310 | Electrical contractors | 260 | 1 812 | 8 441 | 19 | 8 | 2 | 5 | 3 | 1 | — | — | — | — |
| 2354 | Masonry, drywall, insulation, tile contractors | 213 | 1 949 | 4 239 | 15 | 10 | 3 | — | — | 1 | 1 | — | — | — |
| 23542 | Drywall, acoustical & insulation contractors ... | (C) | (D) | (D) | 5 | 2 | 1 | — | — | 1 | 1 | — | — | — |

See footnotes at end of table.

Table 6. Counties—Employees, Payroll, and Establishments by Industry: 2000—Con.

[Excludes most government employees, railroad employees, and self-employed persons. Size class 1 to 4 includes establishments with payroll, but no employees, during mid-March pay period. (D) denotes figures withheld to avoid disclosing data for individual companies; the data are included in broader industry totals. Detailed industries with 100 or more employees are shown if industry was not a (D). For explanation of terms, abbreviations, and data reliability/comparability, see introductory text]

| NAICS code | Industry | Number of employees for week including March 12 | Payroll (\$1,000) | | Total number of establishments | Number of establishments by employment-size class | | | | | | | | |
|---------------------|---|---|-------------------|----------------|--------------------------------|---|------------|-----------|-----------|-----------|------------|------------|------------|---------------|
| | | | First quarter | Annual | | 1 to 4 | 5 to 9 | 10 to 19 | 20 to 49 | 50 to 99 | 100 to 249 | 250 to 499 | 500 to 999 | 1,000 or more |
| JACKSON—Con. | | | | | | | | | | | | | | |
| 31-33 | Manufacturing | 15 027 | 146 121 | 594 608 | 92 | 29 | 13 | 15 | 14 | 10 | 5 | 4 | | 2 |
| 311 | Food mfg | 196 | 785 | 7 051 | 6 | 1 | 1 | 1 | 1 | 2 | | | | |
| 3117 | Seafood product preparation & packaging | (C) | (D) | (D) | 4 | | 1 | | 1 | 2 | | | | |
| 31171 | Seafood product preparation & packaging | (C) | (D) | (D) | 4 | | 1 | | 1 | 2 | | | | |
| 315 | Apparel manufacturing | (C) | (D) | (D) | 1 | | | | | | 1 | | | |
| 3152 | Cut & sew apparel mfg | (C) | (D) | (D) | 1 | | | | | | 1 | | | |
| 31522 | Men's, boys' cut & sew apparel mfg | (C) | (D) | (D) | 1 | | | | | | 1 | | | |
| 321 | Wood product mfg | 121 | 729 | 2 804 | 3 | | 1 | | 1 | 1 | | | | |
| 322 | Paper mfg | (E) | (D) | (D) | 1 | | | | | | | 1 | | |
| 3221 | Pulp, paper & paperboard mills | (E) | (D) | (D) | 1 | | | | | | | 1 | | |
| 32212 | Paper mills | (E) | (D) | (D) | 1 | | | | | | | 1 | | |
| 323 | Printing & related support activities | 133 | 809 | 3 154 | 6 | 2 | 2 | 1 | | | 1 | | | |
| 3231 | Printing & related support activities | 133 | 809 | 3 154 | 6 | 2 | 2 | 1 | | | 1 | | | |
| 32311 | Printing | 133 | 809 | 3 154 | 6 | 2 | 2 | 1 | | | 1 | | | |
| 324 | Petroleum & coal products mfg | (G) | (D) | (D) | 2 | | | 1 | | | | | | 1 |
| 3241 | Petroleum & coal products mfg | (G) | (D) | (D) | 2 | | | 1 | | | | | | 1 |
| 32411 | Petroleum refineries | (G) | (D) | (D) | 1 | | | | | | | | | 1 |
| 325 | Chemical mfg | 767 | 9 697 | 40 004 | 6 | 2 | | | | 1 | 2 | 1 | | |
| 3251 | Basic chemical mfg | (C) | (D) | (D) | 2 | 1 | | | | | 1 | | | |
| 32519 | Other basic organic chemical mfg | (C) | (D) | (D) | 1 | | | | | | 1 | | | |
| 3252 | Resin, syn rubber, artf & syn fibers, fil mfg | (C) | (D) | (D) | 1 | | | | | | 1 | | | |
| 32521 | Resin & synthetic rubber mfg | (C) | (D) | (D) | 1 | | | | | | 1 | | | |
| 3253 | Pesticide, fertilizer & oth ag chemical mfg | (E) | (D) | (D) | 1 | | | | | | | 1 | | |
| 32531 | Fertilizer mfg | (E) | (D) | (D) | 1 | | | | | | | 1 | | |
| 326 | Plastics & rubber products mfg | (E) | (D) | (D) | 4 | 1 | | 1 | 1 | | | 1 | | |
| 3262 | Rubber product mfg | (E) | (D) | (D) | 1 | | | | | | | 1 | | |
| 32629 | Other rubber product mfg | (E) | (D) | (D) | 1 | | | | | | | 1 | | |
| 327 | Nonmetallic mineral product mfg | 113 | 965 | 3 751 | 5 | 1 | | 2 | 1 | 1 | | | | |
| 332 | Fabricated metal product mfg | 227 | 1 310 | 4 631 | 15 | 6 | 1 | 3 | 4 | 1 | | | | |
| 333 | Machinery mfg | 158 | 948 | 4 313 | 6 | 3 | | | 1 | 2 | | | | |
| 336 | Transportation equipment mfg | (J) | (D) | (D) | 11 | 1 | 2 | 4 | | 1 | 1 | 1 | | 1 |
| 3366 | Ship & boat building | (J) | (D) | (D) | 10 | 1 | 1 | 4 | | 1 | 1 | 1 | | 1 |
| 33661 | Ship & boat building | (J) | (D) | (D) | 10 | 1 | 1 | 4 | | 1 | 1 | 1 | | 1 |
| 42 | Wholesale trade | 609 | 4 008 | 16 495 | 76 | 40 | 13 | 16 | 6 | 1 | | | | |
| 421 | Wholesale trade, durable goods | 372 | 2 387 | 10 338 | 53 | 29 | 8 | 12 | 4 | | | | | |
| 4218 | Machinery, equipment & supplies whse | 176 | 1 387 | 5 695 | 25 | 12 | 5 | 6 | 2 | | | | | |
| 42184 | Industrial supplies whse | 135 | 1 046 | 4 538 | 13 | 3 | 3 | 5 | 2 | | | | | |
| 421840 | Industrial supplies whse | 135 | 1 046 | 4 538 | 13 | 3 | 3 | 5 | 2 | | | | | |
| 422 | Wholesale trade, nondurable goods | 237 | 1 621 | 6 157 | 23 | 11 | 5 | 4 | 2 | 1 | | | | |
| 4224 | Grocery & related product whse | 133 | 823 | 3 031 | 8 | 4 | 1 | 1 | 1 | 1 | | | | |
| 44-45 | Retail trade | 5 973 | 23 267 | 94 082 | 533 | 264 | 140 | 69 | 36 | 16 | 6 | 2 | | |
| 441 | Motor vehicle & parts dealers | 779 | 4 872 | 19 536 | 72 | 35 | 14 | 13 | 6 | 4 | | | | |
| 4411 | Automobile dealers | 447 | 3 313 | 12 887 | 24 | 12 | | 4 | 4 | 4 | | | | |
| 44111 | New car dealers | 424 | 3 204 | 12 446 | 14 | 3 | | 3 | 4 | 4 | | | | |
| 441110 | New car dealers | 424 | 3 204 | 12 446 | 14 | 3 | | 3 | 4 | 4 | | | | |
| 4413 | Automotive parts, accessories & tire stores | 266 | 1 149 | 4 882 | 36 | 16 | 11 | 7 | 2 | | | | | |
| 44131 | Automotive parts, accessories & tire stores | 187 | 789 | 3 482 | 24 | 9 | 8 | 6 | 1 | | | | | |
| 441310 | Automotive parts, accessories & tire stores | 187 | 789 | 3 482 | 24 | 9 | 8 | 6 | 1 | | | | | |
| 442 | Furniture & home furnishing stores | 123 | 490 | 1 798 | 27 | 18 | 5 | 2 | 2 | | | | | |
| 443 | Electronics & appliance stores | 152 | 533 | 2 006 | 17 | 6 | 7 | 3 | | 1 | | | | |
| 4431 | Electronics & appliance stores | 152 | 533 | 2 006 | 17 | 6 | 7 | 3 | | 1 | | | | |
| 44311 | Appliance, TV & all other electronics stores | (C) | (D) | (D) | 15 | 5 | 7 | 2 | | 1 | | | | |
| 444 | Bldg material & garden equip & supp dealers | 593 | 3 414 | 13 003 | 46 | 21 | 13 | 4 | 6 | 1 | 1 | | | |
| 4441 | Building material & supplies dealers | 565 | 3 289 | 12 469 | 36 | 14 | 10 | 4 | 6 | 1 | 1 | | | |
| 44411 | Home centers | (C) | (D) | (D) | 2 | | | 1 | | | 1 | | | |
| 44419 | Other building material dealers | 338 | 2 192 | 8 363 | 21 | 5 | 6 | 3 | 6 | 1 | | | | |
| 444190 | Other building material dealers | 338 | 2 192 | 8 363 | 21 | 5 | 6 | 3 | 6 | 1 | | | | |
| 445 | Food & beverage stores | 1 388 | 3 929 | 14 842 | 79 | 47 | 11 | 5 | 8 | 5 | 3 | | | |
| 4451 | Grocery stores | 1 300 | 3 740 | 14 023 | 55 | 30 | 5 | 4 | 8 | 5 | 3 | | | |
| 44511 | Grocery (except convenience) stores | 1 260 | 3 652 | 13 592 | 39 | 17 | 2 | 4 | 8 | 5 | 3 | | | |
| 445110 | Grocery (except convenience) stores | 1 260 | 3 652 | 13 592 | 39 | 17 | 2 | 4 | 8 | 5 | 3 | | | |
| 446 | Health & personal care stores | 311 | 1 413 | 5 979 | 46 | 22 | 10 | 11 | 3 | | | | | |
| 4461 | Health & personal care stores | 311 | 1 413 | 5 979 | 46 | 22 | 10 | 11 | 3 | | | | | |
| 44611 | Pharmacies & drug stores | 238 | 1 143 | 4 822 | 23 | 5 | 6 | 9 | 3 | | | | | |
| 446110 | Pharmacies & drug stores | 238 | 1 143 | 4 822 | 23 | 5 | 6 | 9 | 3 | | | | | |
| 447 | Gasoline stations | 590 | 2 383 | 9 580 | 84 | 27 | 39 | 13 | 5 | | | | | |
| 4471 | Gasoline stations | 590 | 2 383 | 9 580 | 84 | 27 | 39 | 13 | 5 | | | | | |
| 44711 | Gasoline stations with convenience stores | 509 | 2 068 | 8 314 | 71 | 19 | 36 | 13 | 3 | | | | | |
| 447110 | Gasoline stations with convenience stores | 509 | 2 068 | 8 314 | 71 | 19 | 36 | 13 | 3 | | | | | |
| 448 | Clothing & clothing accessories stores | 282 | 760 | 3 032 | 46 | 27 | 10 | 6 | 3 | | | | | |
| 4481 | Clothing stores | 181 | 462 | 1 839 | 25 | 14 | 4 | 4 | 3 | | | | | |

See footnotes at end of table.

Table 6. Counties—Employees, Payroll, and Establishments by Industry: 2000—Con.

[Excludes most government employees, railroad employees, and self-employed persons. Size class 1 to 4 includes establishments with payroll, but no employees, during mid-March pay period. (D) denotes figures withheld to avoid disclosing data for individual companies; the data are included in broader industry totals. Detailed industries with 100 or more employees are shown if industry was not a (D). For explanation of terms, abbreviations, and data reliability/comparability, see introductory text]

| NAICS code | Industry | Number of employees for week including March 12 | Payroll (\$1,000) | | Total number of establishments | Number of establishments by employment-size class | | | | | | | | |
|---|--|---|-------------------|--------|--------------------------------|---|--------|----------|----------|----------|------------|------------|------------|---------------|
| | | | First quarter | Annual | | 1 to 4 | 5 to 9 | 10 to 19 | 20 to 49 | 50 to 99 | 100 to 249 | 250 to 499 | 500 to 999 | 1,000 or more |
| JACKSON—Con. | | | | | | | | | | | | | | |
| 44-45 Retail trade—Con. | | | | | | | | | | | | | | |
| 452 | General merchandise stores | 1 376 | 4 261 | 19 377 | 30 | 5 | 11 | 3 | 2 | 5 | 2 | 2 | — | — |
| 4521 | Department stores | 1 130 | 3 717 | 17 365 | 8 | — | — | — | — | 4 | 2 | 2 | — | — |
| 45211 | Department stores | 1 130 | 3 717 | 17 365 | 8 | — | — | — | — | 4 | 2 | 2 | — | — |
| 452110 | Department stores | 1 130 | 3 717 | 17 365 | 8 | — | — | — | — | 4 | 2 | 2 | — | — |
| 4529 | Other general merchandise stores | 246 | 544 | 2 012 | 22 | 5 | 11 | 3 | 2 | 1 | — | — | — | — |
| 45299 | All other general merchandise stores | (C) | (D) | (D) | 21 | 4 | 11 | 3 | 2 | 1 | — | — | — | — |
| 453 | Miscellaneous store retailers | 250 | 717 | 2 958 | 60 | 41 | 13 | 5 | 1 | — | — | — | — | — |
| 48-49 Transportation & warehousing | | | | | | | | | | | | | | |
| 484 | Truck transportation | 147 | 884 | 3 864 | 25 | 15 | 6 | 2 | 2 | — | — | — | — | — |
| 4842 | Specialized freight trucking | (C) | (D) | (D) | 12 | 4 | 4 | 2 | 2 | — | — | — | — | — |
| 48422 | Specialized freight (exc used) trucking, local .. | 105 | 652 | 2 972 | 10 | 3 | 4 | 1 | 2 | — | — | — | — | — |
| 484220 | Specialized freight (exc used) trucking, local .. | 105 | 652 | 2 972 | 10 | 3 | 4 | 1 | 2 | — | — | — | — | — |
| 488 | Transportation support activities | 153 | 678 | 1 894 | 16 | 11 | 2 | 1 | 1 | 1 | — | — | — | — |
| 4883 | Water transportation support activities | 127 | 561 | 1 434 | 10 | 7 | — | 1 | 1 | 1 | — | — | — | — |
| 51 Information | | | | | | | | | | | | | | |
| 511 | Publishing industries | (C) | (D) | (D) | 2 | — | 1 | — | — | — | 1 | — | — | — |
| 5111 | Newspaper, periodical, book, database publishers | (C) | (D) | (D) | 2 | — | 1 | — | — | — | 1 | — | — | — |
| 51111 | Newspaper publishers | (C) | (D) | (D) | 1 | — | — | — | — | — | 1 | — | — | — |
| 513 | Broadcasting & telecommunications | 138 | 1 167 | 4 779 | 17 | 9 | 2 | 4 | 2 | — | — | — | — | — |
| 5133 | Telecommunications | (C) | (D) | (D) | 15 | 8 | 2 | 4 | 1 | — | — | — | — | — |
| 52 Finance & insurance | | | | | | | | | | | | | | |
| 522 | Credit intermediation & related activities | 693 | 3 979 | 18 205 | 94 | 50 | 23 | 15 | 5 | 1 | — | — | — | — |
| 5221 | Depository credit intermediation | 568 | 3 218 | 14 595 | 51 | 14 | 16 | 15 | 5 | 1 | — | — | — | — |
| 52211 | Commercial banking | 380 | 2 003 | 9 040 | 32 | 7 | 9 | 13 | 2 | 1 | — | — | — | — |
| 522110 | Commercial banking | 380 | 2 003 | 9 040 | 32 | 7 | 9 | 13 | 2 | 1 | — | — | — | — |
| 52213 | Credit unions | (C) | (D) | (D) | 15 | 5 | 6 | 2 | 2 | — | — | — | — | — |
| 5222 | Nondepository credit intermediation | 112 | 694 | 3 286 | 37 | 30 | 7 | — | — | — | — | — | — | — |
| 52229 | Other nondepository credit intermediation | 104 | 653 | 2 884 | 34 | 27 | 7 | — | — | — | — | — | — | — |
| 524 | Insurance carriers & related activities | 197 | 1 230 | 5 459 | 46 | 33 | 9 | 1 | 3 | — | — | — | — | — |
| 5242 | Agencies & other insurance related activities ... | 147 | 891 | 4 112 | 39 | 28 | 9 | 1 | 1 | — | — | — | — | — |
| 53 Real estate & rental & leasing | | | | | | | | | | | | | | |
| 531 | Real estate | 209 | 822 | 4 083 | 73 | 60 | 9 | 3 | 1 | — | — | — | — | — |
| 5311 | Lessors of real estate | 142 | 467 | 1 920 | 34 | 24 | 6 | 3 | 1 | — | — | — | — | — |
| 532 | Rental & leasing services | 185 | 816 | 3 304 | 31 | 16 | 11 | 3 | 1 | — | — | — | — | — |
| 5322 | Consumer goods rental | 109 | 340 | 1 425 | 20 | 11 | 7 | 2 | — | — | — | — | — | — |
| 54 Professional, scientific & technical services | | | | | | | | | | | | | | |
| 541 | Professional, scientific & technical services | 1 607 | 17 036 | 83 851 | 188 | 123 | 28 | 20 | 10 | 5 | 2 | — | — | — |
| 5411 | Legal services | 388 | 6 125 | 22 851 | 66 | 42 | 15 | 5 | 3 | 1 | — | — | — | — |
| 54111 | Offices of lawyers | (E) | (D) | (D) | 64 | 41 | 14 | 5 | 3 | 1 | — | — | — | — |
| 5412 | Accounting, tax prep, bookkeep, payroll services | 127 | 690 | 2 580 | 29 | 22 | 3 | 3 | 1 | — | — | — | — | — |
| 54121 | Accounting, tax prep, bookkeep, payroll services | 127 | 690 | 2 580 | 29 | 22 | 3 | 3 | 1 | — | — | — | — | — |
| 5413 | Architectural, engineering & related services ... | 867 | 8 826 | 52 331 | 42 | 22 | 4 | 6 | 4 | 4 | 2 | — | — | — |
| 54133 | Engineering services | 757 | 8 004 | 48 878 | 26 | 13 | 1 | 3 | 3 | 4 | 2 | — | — | — |
| 541330 | Engineering services | 757 | 8 004 | 48 878 | 26 | 13 | 1 | 3 | 3 | 4 | 2 | — | — | — |
| 5419 | Oth professional, scientific, technical services .. | 101 | 415 | 1 966 | 20 | 12 | 4 | 3 | 1 | — | — | — | — | — |
| 55 Management of companies & enterprises | | | | | | | | | | | | | | |
| 551 | Management of companies & enterprises | 210 | 1 724 | 6 630 | 9 | 2 | — | 2 | 5 | — | — | — | — | — |
| 5511 | Management of companies & enterprises | 210 | 1 724 | 6 630 | 9 | 2 | — | 2 | 5 | — | — | — | — | — |
| 55111 | Management of companies & enterprises | 210 | 1 724 | 6 630 | 9 | 2 | — | 2 | 5 | — | — | — | — | — |
| 56 Admin, support, waste mgt, remediation services | | | | | | | | | | | | | | |
| 561 | Administrative & support services | 1 627 | 6 158 | 27 580 | 98 | 54 | 18 | 9 | 9 | 5 | 2 | 1 | — | — |
| 5613 | Employment services | 995 | 2 988 | 13 210 | 16 | 6 | 1 | — | 3 | 3 | 2 | 1 | — | — |
| 56131 | Employment placement agencies | (E) | (D) | (D) | 3 | 1 | — | — | — | 1 | — | 1 | — | — |
| 56132 | Temporary help services | (F) | (D) | (D) | 11 | 4 | 1 | — | 2 | 2 | — | — | — | — |
| 5616 | Investigation & security services | 148 | 342 | 1 347 | 13 | 9 | 2 | — | 1 | 1 | — | — | — | — |
| 56161 | Investigation, guard & armored car services ... | 130 | 256 | 1 008 | 8 | 5 | 1 | — | 1 | 1 | — | — | — | — |
| 561612 | Security guards & patrol services | 125 | 251 | 916 | 5 | 2 | 1 | — | 1 | 1 | — | — | — | — |
| 5617 | Services to buildings & dwellings | 291 | 883 | 4 255 | 37 | 23 | 6 | 4 | 3 | 1 | — | — | — | — |
| 56172 | Janitorial services | 123 | 189 | 851 | 11 | 6 | 1 | 2 | 1 | 1 | — | — | — | — |
| 561720 | Janitorial services | 123 | 189 | 851 | 11 | 6 | 1 | 2 | 1 | 1 | — | — | — | — |
| 56173 | Landscaping services | 115 | 442 | 2 227 | 16 | 11 | 3 | — | 2 | — | — | — | — | — |
| 561730 | Landscaping services | 115 | 442 | 2 227 | 16 | 11 | 3 | — | 2 | — | — | — | — | — |
| 562 | Waste management & remediation services | 193 | 1 343 | 5 415 | 8 | 3 | 1 | 1 | 2 | — | 1 | — | — | — |
| 5621 | Waste collection | (C) | (D) | (D) | 3 | 1 | — | — | 1 | — | 1 | — | — | — |
| 56211 | Waste collection | (C) | (D) | (D) | 3 | 1 | — | — | 1 | — | 1 | — | — | — |

See footnotes at end of table.

Table 6. Counties—Employees, Payroll, and Establishments by Industry: 2000—Con.

[Excludes most government employees, railroad employees, and self-employed persons. Size class 1 to 4 includes establishments with payroll, but no employees, during mid-March pay period. (D) denotes figures withheld to avoid disclosing data for individual companies; the data are included in broader industry totals. Detailed industries with 100 or more employees are shown if industry was not a (D). For explanation of terms, abbreviations, and data reliability/comparability, see introductory text]

| NAICS code | Industry | Number of employees for week including March 12 | Payroll (\$1,000) | | Total number of establishments | Number of establishments by employment-size class | | | | | | | | |
|---------------------|---|---|-------------------|----------------|--------------------------------|---|-----------|-----------|-----------|----------|------------|------------|------------|---------------|
| | | | First quarter | Annual | | 1 to 4 | 5 to 9 | 10 to 19 | 20 to 49 | 50 to 99 | 100 to 249 | 250 to 499 | 500 to 999 | 1,000 or more |
| JACKSON—Con. | | | | | | | | | | | | | | |
| 61 | Educational services | 197 | 551 | 2 214 | 16 | 9 | 2 | 2 | 1 | 2 | — | — | — | — |
| 611 | Educational services | 197 | 551 | 2 214 | 16 | 9 | 2 | 2 | 1 | 2 | — | — | — | — |
| 6111 | Elementary & secondary schools | 152 | 498 | 2 028 | 6 | 1 | 2 | 1 | — | 2 | — | — | — | — |
| 61111 | Elementary & secondary schools | 152 | 498 | 2 028 | 6 | 1 | 2 | 1 | — | 2 | — | — | — | — |
| 611110 | Elementary & secondary schools | 152 | 498 | 2 028 | 6 | 1 | 2 | 1 | — | 2 | — | — | — | — |
| 62 | Health care and social assistance | 4 549 | 32 495 | 139 215 | 270 | 146 | 62 | 34 | 21 | 3 | 2 | — | 1 | 1 |
| 621 | Ambulatory health care services | 1 249 | 12 424 | 57 171 | 206 | 117 | 50 | 23 | 16 | — | — | — | — | — |
| 6211 | Offices of physicians | 714 | 8 364 | 38 691 | 107 | 58 | 25 | 13 | 11 | — | — | — | — | — |
| 62111 | Offices of physicians | 714 | 8 364 | 38 691 | 107 | 58 | 25 | 13 | 11 | — | — | — | — | — |
| 621111 | Offices of physicians (exc mental health) | 693 | 8 025 | 36 429 | 99 | 51 | 25 | 12 | 11 | — | — | — | — | — |
| 6212 | Offices of dentists | 212 | 1 484 | 6 549 | 45 | 23 | 18 | 4 | — | — | — | — | — | — |
| 62121 | Offices of dentists | 212 | 1 484 | 6 549 | 45 | 23 | 18 | 4 | — | — | — | — | — | — |
| 621210 | Offices of dentists | 212 | 1 484 | 6 549 | 45 | 23 | 18 | 4 | — | — | — | — | — | — |
| 6213 | Offices of other health practitioners | 104 | 566 | 2 218 | 34 | 27 | 5 | 2 | — | — | — | — | — | — |
| 6214 | Outpatient care centers | 114 | 1 436 | 7 406 | 8 | 2 | — | 3 | 3 | — | — | — | — | — |
| 62149 | Other outpatient care centers | 114 | 1 436 | 7 406 | 8 | 2 | — | 3 | 3 | — | — | — | — | — |
| 622 | Hospitals | (G) | (D) | (D) | 2 | — | — | — | — | — | — | — | 1 | 1 |
| 6221 | General medical & surgical hospitals | (G) | (D) | (D) | 2 | — | — | — | — | — | — | — | 1 | 1 |
| 62211 | General medical & surgical hospitals | (G) | (D) | (D) | 2 | — | — | — | — | — | — | — | 1 | 1 |
| 623 | Nursing & residential care facilities | 430 | 1 719 | 7 972 | 12 | 4 | 2 | 1 | 2 | 2 | — | — | — | — |
| 6231 | Nursing care facilities | 378 | 1 557 | 7 380 | 5 | 1 | — | — | — | 2 | 2 | — | — | — |
| 62311 | Nursing care facilities | 378 | 1 557 | 7 380 | 5 | 1 | — | — | — | 2 | 2 | — | — | — |
| 623110 | Nursing care facilities | 378 | 1 557 | 7 380 | 5 | 1 | — | — | — | 2 | 2 | — | — | — |
| 624 | Social assistance | (E) | (D) | (D) | 50 | 25 | 10 | 10 | 4 | 1 | — | — | — | — |
| 6241 | Individual & family services | (C) | (D) | (D) | 9 | 4 | 1 | 1 | 2 | 1 | — | — | — | — |
| 62412 | Services for elderly & disabled persons | 106 | 523 | 2 173 | 4 | 2 | — | — | 1 | 1 | — | — | — | — |
| 624120 | Services for elderly & disabled persons | 106 | 523 | 2 173 | 4 | 2 | — | — | 1 | 1 | — | — | — | — |
| 6244 | Child day care services | (C) | (D) | (D) | 37 | 18 | 9 | 8 | 2 | — | — | — | — | — |
| 62441 | Child day care services | (C) | (D) | (D) | 37 | 18 | 9 | 8 | 2 | — | — | — | — | — |
| 71 | Arts, entertainment & recreation | 166 | 469 | 2 031 | 24 | 11 | 6 | 6 | 1 | — | — | — | — | — |
| 713 | Amusement, gambling & recreation industries | (C) | (D) | (D) | 21 | 9 | 6 | 5 | 1 | — | — | — | — | — |
| 7139 | Other amusement & recreation industries | (C) | (D) | (D) | 21 | 9 | 6 | 5 | 1 | — | — | — | — | — |
| 72 | Accommodation & food services | 3 625 | 7 568 | 31 094 | 213 | 71 | 33 | 32 | 66 | 9 | 2 | — | — | — |
| 721 | Accommodation | 305 | 782 | 3 180 | 29 | 12 | 4 | 8 | 5 | — | — | — | — | — |
| 7211 | Traveler accommodation | 247 | 583 | 2 370 | 24 | 9 | 4 | 7 | 4 | — | — | — | — | — |
| 72111 | Hotels (exc casino hotels) & motels | 247 | 583 | 2 370 | 24 | 9 | 4 | 7 | 4 | — | — | — | — | — |
| 721110 | Hotels (exc casino hotels) & motels | 247 | 583 | 2 370 | 24 | 9 | 4 | 7 | 4 | — | — | — | — | — |
| 722 | Food services & drinking places | 3 320 | 6 786 | 27 914 | 184 | 59 | 29 | 24 | 61 | 9 | 2 | — | — | — |
| 7221 | Full-service restaurants | 1 253 | 2 801 | 12 038 | 68 | 19 | 12 | 10 | 24 | 3 | — | — | — | — |
| 72211 | Full-service restaurants | 1 253 | 2 801 | 12 038 | 68 | 19 | 12 | 10 | 24 | 3 | — | — | — | — |
| 722110 | Full-service restaurants | 1 253 | 2 801 | 12 038 | 68 | 19 | 12 | 10 | 24 | 3 | — | — | — | — |
| 7222 | Limited-service eating places | 1 788 | 3 313 | 13 103 | 89 | 29 | 8 | 12 | 32 | 6 | 2 | — | — | — |
| 72221 | Limited-service eating places | 1 788 | 3 313 | 13 103 | 89 | 29 | 8 | 12 | 32 | 6 | 2 | — | — | — |
| 722211 | Limited-service restaurants | 1 756 | 3 261 | 12 876 | 80 | 22 | 6 | 12 | 32 | 6 | 2 | — | — | — |
| 7223 | Special food services | 128 | 412 | 1 877 | 7 | 2 | 1 | 1 | 3 | — | — | — | — | — |
| 72231 | Food service contractors | (C) | (D) | (D) | 4 | — | 1 | — | 3 | — | — | — | — | — |
| 7224 | Drinking places (alcoholic beverages) | 151 | 260 | 896 | 20 | 9 | 8 | 1 | 2 | — | — | — | — | — |
| 72241 | Drinking places (alcoholic beverages) | 151 | 260 | 896 | 20 | 9 | 8 | 1 | 2 | — | — | — | — | — |
| 722410 | Drinking places (alcoholic beverages) | 151 | 260 | 896 | 20 | 9 | 8 | 1 | 2 | — | — | — | — | — |
| 81 | Other services (except public administration) | 1 686 | 5 742 | 23 775 | 278 | 168 | 64 | 32 | 11 | 3 | — | — | — | — |
| 811 | Repair & maintenance | 452 | 2 095 | 8 864 | 99 | 70 | 17 | 10 | 2 | — | — | — | — | — |
| 8111 | Automotive repair & maintenance | 314 | 1 408 | 5 866 | 70 | 52 | 13 | 3 | 2 | — | — | — | — | — |
| 81111 | Automotive mechanical & electrical R&M | 140 | 719 | 2 709 | 39 | 31 | 6 | 2 | — | — | — | — | — | — |
| 811111 | General automotive repair | 110 | 547 | 2 221 | 29 | 22 | 5 | 2 | — | — | — | — | — | — |
| 812 | Personal & laundry services | 343 | 1 176 | 4 954 | 56 | 33 | 11 | 8 | 4 | — | — | — | — | — |
| 8121 | Personal care services | 132 | 450 | 1 964 | 24 | 15 | 4 | 4 | 1 | — | — | — | — | — |
| 81211 | Hair, nail & skin care services | (C) | (D) | (D) | 22 | 14 | 4 | 4 | — | — | — | — | — | — |
| 8123 | Drycleaning & laundry services | 132 | 428 | 1 705 | 15 | 6 | 5 | 2 | 2 | — | — | — | — | — |
| 81232 | Drycleaning & laundry services (exc coin-op) | 123 | 401 | 1 584 | 12 | 3 | 5 | 2 | 2 | — | — | — | — | — |
| 812320 | Drycleaning & laundry services (exc coin-op) | 123 | 401 | 1 584 | 12 | 3 | 5 | 2 | 2 | — | — | — | — | — |
| 813 | Religious, grantmaking, civic, prof & like organizations | 891 | 2 471 | 9 957 | 123 | 65 | 36 | 14 | 5 | 3 | — | — | — | — |
| 8131 | Religious organizations | 569 | 1 427 | 5 991 | 90 | 45 | 30 | 11 | 3 | 1 | — | — | — | — |
| 81311 | Religious organizations | 569 | 1 427 | 5 991 | 90 | 45 | 30 | 11 | 3 | 1 | — | — | — | — |
| 813110 | Religious organizations | 569 | 1 427 | 5 991 | 90 | 45 | 30 | 11 | 3 | 1 | — | — | — | — |
| 8134 | Civic & social organizations | 240 | 639 | 2 566 | 11 | 5 | — | 2 | 2 | 2 | — | — | — | — |
| 81341 | Civic & social organizations | 240 | 639 | 2 566 | 11 | 5 | — | 2 | 2 | 2 | — | — | — | — |
| 813410 | Civic & social organizations | 240 | 639 | 2 566 | 11 | 5 | — | 2 | 2 | 2 | — | — | — | — |
| 95 | Auxiliaries (exc corporate, subsidiary & regional mgt) | (B) | (D) | (D) | 4 | 2 | 2 | — | — | — | — | — | — | — |
| 99 | Unclassified establishments | (B) | (D) | (D) | 21 | 18 | 3 | — | — | — | — | — | — | — |

See footnotes at end of table.

Table 6. Counties—Employees, Payroll, and Establishments by Industry: 2000—Con.

[Excludes most government employees, railroad employees, and self-employed persons. Size class 1 to 4 includes establishments with payroll, but no employees, during mid-March pay period. (D) denotes figures withheld to avoid disclosing data for individual companies; the data are included in broader industry totals. Detailed industries with 100 or more employees are shown if industry was not a (D). For explanation of terms, abbreviations, and data reliability/comparability, see introductory text]

| NAICS code | Industry | Number of employees for week including March 12 | Payroll (\$1,000) | | Total number of establishments | Number of establishments by employment-size class | | | | | | | | | |
|------------------|--|---|-------------------|---------------|--------------------------------|---|-----------|-----------|-----------|----------|------------|------------|------------|---------------|--|
| | | | First quarter | Annual | | 1 to 4 | 5 to 9 | 10 to 19 | 20 to 49 | 50 to 99 | 100 to 249 | 250 to 499 | 500 to 999 | 1,000 or more | |
| JASPER | | | | | | | | | | | | | | | |
| | Total | 3 780 | 19 922 | 78 081 | 259 | 153 | 40 | 32 | 22 | 4 | 6 | 1 | 1 | - | |
| 11 | Forestry, fishing, hunting, and agriculture support | 169 | 808 | 1 743 | 12 | 8 | 1 | 2 | - | - | 1 | - | - | - | |
| 115 | Agriculture & forestry support activities | (C) | (D) | (D) | 2 | 1 | - | - | - | - | 1 | - | - | - | |
| 1153 | Forestry support activities | (C) | (D) | (D) | 1 | - | - | - | - | - | 1 | - | - | - | |
| 11531 | Forestry support activities | (C) | (D) | (D) | 1 | - | - | - | - | - | 1 | - | - | - | |
| 21 | Mining | 114 | 940 | 3 833 | 9 | 5 | - | 2 | 2 | - | - | - | - | - | |
| 22 | Utilities | 64 | 648 | 2 108 | 7 | 5 | 1 | - | 1 | - | - | - | - | - | |
| 23 | Construction | 138 | 688 | 2 832 | 26 | 18 | 2 | 5 | 1 | - | - | - | - | - | |
| 31-33 | Manufacturing | 1 652 | 8 461 | 34 371 | 13 | 4 | - | 1 | 2 | - | 4 | 1 | 1 | - | |
| 311 | Food mfg | (F) | (D) | (D) | 1 | - | - | - | - | - | - | - | 1 | - | |
| 3119 | Other food mfg | (F) | (D) | (D) | 1 | - | - | - | - | - | - | - | 1 | - | |
| 31199 | All other food mfg | (F) | (D) | (D) | 1 | - | - | - | - | - | - | - | 1 | - | |
| 321 | Wood product mfg | (C) | (D) | (D) | 1 | - | - | - | - | - | 1 | - | - | - | |
| 3211 | Sawmills & wood preservation | (C) | (D) | (D) | 1 | - | - | - | - | - | 1 | - | - | - | |
| 32111 | Sawmills & wood preservation | (C) | (D) | (D) | 1 | - | - | - | - | - | 1 | - | - | - | |
| 333 | Machinery mfg | (E) | (D) | (D) | 3 | - | - | - | 1 | - | 2 | - | - | - | |
| 3333 | Commercial & service industry machinery mfg .. | (C) | (D) | (D) | 1 | - | - | - | - | - | 1 | - | - | - | |
| 33331 | Commercial & service industry machinery mfg | (C) | (D) | (D) | 1 | - | - | - | - | - | 1 | - | - | - | |
| 3339 | Other general purpose machinery mfg | (C) | (D) | (D) | 2 | - | - | - | 1 | - | 1 | - | - | - | |
| 33399 | All other general purpose machinery mfg | (C) | (D) | (D) | 2 | - | - | - | 1 | - | 1 | - | - | - | |
| 335 | Electrical equip, appliance & component mfg | (E) | (D) | (D) | 2 | - | - | - | - | - | 1 | 1 | - | - | |
| 3353 | Electrical equipment mfg | (E) | (D) | (D) | 2 | - | - | - | - | - | 1 | 1 | - | - | |
| 33531 | Electrical equipment mfg | (E) | (D) | (D) | 2 | - | - | - | - | - | 1 | 1 | - | - | |
| 42 | Wholesale trade | 45 | 305 | 1 437 | 9 | 5 | 3 | 1 | - | - | - | - | - | - | |
| 44-45 | Retail trade | 471 | 1 945 | 7 645 | 59 | 31 | 12 | 10 | 6 | - | - | - | - | - | |
| 447 | Gasoline stations | 189 | 579 | 2 521 | 17 | 6 | 4 | 5 | 2 | - | - | - | - | - | |
| 4471 | Gasoline stations | 189 | 579 | 2 521 | 17 | 6 | 4 | 5 | 2 | - | - | - | - | - | |
| 48-49 | Transportation & warehousing | 49 | 442 | 1 660 | 13 | 9 | 3 | 1 | - | - | - | - | - | - | |
| 51 | Information | 165 | 1 205 | 4 314 | 8 | 4 | 1 | - | 1 | 2 | - | - | - | - | |
| 52 | Finance & insurance | 107 | 629 | 2 327 | 15 | 10 | 3 | - | 2 | - | - | - | - | - | |
| 53 | Real estate & rental & leasing | 16 | 100 | 415 | 3 | 2 | - | 1 | - | - | - | - | - | - | |
| 54 | Professional, scientific & technical services | 130 | 752 | 3 071 | 15 | 11 | 1 | - | 2 | 1 | - | - | - | - | |
| 541 | Professional, scientific & technical services | 130 | 752 | 3 071 | 15 | 11 | 1 | - | 2 | 1 | - | - | - | - | |
| 55 | Management of companies & enterprises .. | 88 | 875 | 3 132 | 4 | - | 2 | 1 | - | 1 | - | - | - | - | |
| 56 | Admin, support, waste mgt, remediation services | (B) | (D) | (D) | 5 | 3 | 2 | - | - | - | - | - | - | - | |
| 61 | Educational services | (B) | (D) | (D) | 2 | - | - | - | 2 | - | - | - | - | - | |
| 62 | Health care and social assistance | 252 | 1 176 | 5 223 | 15 | 8 | 1 | 5 | - | 1 | - | - | - | - | |
| 622 | Hospitals | (C) | (D) | (D) | 1 | - | - | - | - | - | 1 | - | - | - | |
| 6221 | General medical & surgical hospitals | (C) | (D) | (D) | 1 | - | - | - | - | - | 1 | - | - | - | |
| 62211 | General medical & surgical hospitals | (C) | (D) | (D) | 1 | - | - | - | - | - | 1 | - | - | - | |
| 71 | Arts, entertainment & recreation | (A) | (D) | (D) | 1 | - | 1 | - | - | - | - | - | - | - | |
| 72 | Accommodation & food services | 117 | 177 | 703 | 8 | 1 | 3 | 2 | 2 | - | - | - | - | - | |
| 722 | Food services & drinking places | (C) | (D) | (D) | 7 | 1 | 2 | 2 | 2 | - | - | - | - | - | |
| 81 | Other services (except public administration) | 125 | 538 | 2 206 | 33 | 27 | 4 | 1 | 1 | - | - | - | - | - | |
| 99 | Unclassified establishments | (A) | (D) | (D) | 2 | 2 | - | - | - | - | - | - | - | - | |
| JEFFERSON | | | | | | | | | | | | | | | |
| | Total | 678 | 3 189 | 13 297 | 78 | 50 | 15 | 5 | 3 | 5 | - | - | - | - | |
| 11 | Forestry, fishing, hunting, and agriculture support | (B) | (D) | (D) | 6 | 4 | 2 | - | - | - | - | - | - | - | |
| 21 | Mining | (A) | (D) | (D) | 1 | 1 | - | - | - | - | - | - | - | - | |
| 22 | Utilities | 95 | 623 | 2 856 | 5 | 3 | 1 | - | - | 1 | - | - | - | - | |
| 23 | Construction | 6 | 18 | 93 | 5 | 5 | - | - | - | - | - | - | - | - | |
| 31-33 | Manufacturing | (B) | (D) | (D) | 1 | - | - | - | - | 1 | - | - | - | - | |
| 42 | Wholesale trade | (A) | (D) | (D) | 4 | 3 | 1 | - | - | - | - | - | - | - | |
| 44-45 | Retail trade | (B) | (D) | (D) | 20 | 12 | 6 | 1 | 1 | - | - | - | - | - | |
| 48-49 | Transportation & warehousing | (B) | (D) | (D) | 4 | 2 | - | 2 | - | - | - | - | - | - | |
| 51 | Information | (A) | (D) | (D) | 1 | 1 | - | - | - | - | - | - | - | - | |
| 52 | Finance & insurance | (A) | (D) | (D) | 2 | - | 1 | 1 | - | - | - | - | - | - | |
| 53 | Real estate & rental & leasing | (A) | (D) | (D) | 2 | 2 | - | - | - | - | - | - | - | - | |
| 54 | Professional, scientific & technical services | 12 | 45 | 168 | 3 | 2 | 1 | - | - | - | - | - | - | - | |

See footnotes at end of table.

Table 6. Counties—Employees, Payroll, and Establishments by Industry: 2000—Con.

[Excludes most government employees, railroad employees, and self-employed persons. Size class 1 to 4 includes establishments with payroll, but no employees, during mid-March pay period. (D) denotes figures withheld to avoid disclosing data for individual companies; the data are included in broader industry totals. Detailed industries with 100 or more employees are shown if industry was not a (D). For explanation of terms, abbreviations, and data reliability/comparability, see introductory text]

| NAICS code | Industry | Number of employees for week including March 12 | Payroll (\$1,000) | | Total number of establishments | Number of establishments by employment-size class | | | | | | | | | |
|------------------------|---|---|-------------------|---------|--------------------------------|---|--------|----------|----------|----------|------------|------------|------------|---------------|--|
| | | | First quarter | Annual | | 1 to 4 | 5 to 9 | 10 to 19 | 20 to 49 | 50 to 99 | 100 to 249 | 250 to 499 | 500 to 999 | 1,000 or more | |
| JEFFERSON—Con. | | | | | | | | | | | | | | | |
| 56 | Admin, support, waste mgt, remediation services | (A) | (D) | (D) | 3 | 1 | 2 | — | — | — | — | — | — | — | |
| 62 | Health care and social assistance | 193 | 869 | 3 779 | 7 | 3 | — | — | 2 | 2 | — | — | — | — | |
| 72 | Accommodation & food services | 91 | 216 | 916 | 7 | 5 | — | 1 | — | 1 | — | — | — | — | |
| 81 | Other services (except public administration) | 10 | 28 | 129 | 6 | 6 | — | — | — | — | — | — | — | — | |
| 99 | Unclassified establishments | (A) | (D) | (D) | 1 | — | 1 | — | — | — | — | — | — | — | |
| JEFFERSON DAVIS | | | | | | | | | | | | | | | |
| | Total | 1 621 | 6 940 | 27 901 | 183 | 104 | 44 | 21 | 10 | 1 | 3 | — | — | — | |
| 11 | Forestry, fishing, hunting, and agriculture support | 55 | 194 | 774 | 8 | 3 | 3 | 2 | — | — | — | — | — | — | |
| 21 | Mining | 32 | 227 | 1 067 | 3 | 2 | — | — | 1 | — | — | — | — | — | |
| 22 | Utilities | 20 | 76 | 318 | 5 | 3 | 2 | — | — | — | — | — | — | — | |
| 23 | Construction | 220 | 1 309 | 5 965 | 14 | 7 | 3 | 1 | 2 | — | 1 | — | — | — | |
| 235 | Special trade contractors | 146 | 683 | 2 471 | 8 | 5 | 2 | — | — | — | 1 | — | — | — | |
| 2359 | Other special trade contractors | (C) | (D) | (D) | 3 | 1 | 1 | — | — | — | 1 | — | — | — | |
| 23599 | All other special trade contractors | (C) | (D) | (D) | 2 | 1 | — | — | — | — | 1 | — | — | — | |
| 31-33 | Manufacturing | (C) | (D) | (D) | 4 | 3 | — | — | — | — | 1 | — | — | — | |
| 315 | Apparel manufacturing | (C) | (D) | (D) | 1 | — | — | — | — | — | 1 | — | — | — | |
| 3152 | Cut & sew apparel mfg | (C) | (D) | (D) | 1 | — | — | — | — | — | 1 | — | — | — | |
| 31522 | Men's, boys' cut & sew apparel mfg | (C) | (D) | (D) | 1 | — | — | — | — | — | 1 | — | — | — | |
| 42 | Wholesale trade | (A) | (D) | (D) | 3 | 1 | 2 | — | — | — | — | — | — | — | |
| 44-45 | Retail trade | 328 | 1 173 | 4 636 | 50 | 22 | 20 | 5 | 3 | — | — | — | — | — | |
| 445 | Food & beverage stores | 110 | 272 | 863 | 10 | 6 | 1 | — | 3 | — | — | — | — | — | |
| 4451 | Grocery stores | 101 | 245 | 752 | 6 | 2 | 1 | — | 3 | — | — | — | — | — | |
| 44511 | Grocery (except convenience) stores | 101 | 245 | 752 | 6 | 2 | 1 | — | 3 | — | — | — | — | — | |
| 445110 | Grocery (except convenience) stores | 101 | 245 | 752 | 6 | 2 | 1 | — | 3 | — | — | — | — | — | |
| 48-49 | Transportation & warehousing | 66 | 309 | 1 158 | 4 | 2 | 1 | — | — | 1 | — | — | — | — | |
| 51 | Information | (A) | (D) | (D) | 1 | — | — | 1 | — | — | — | — | — | — | |
| 52 | Finance & insurance | (B) | (D) | (D) | 10 | 7 | 1 | 2 | — | — | — | — | — | — | |
| 53 | Real estate & rental & leasing | 9 | 16 | 46 | 5 | 5 | — | — | — | — | — | — | — | — | |
| 54 | Professional, scientific & technical services | (A) | (D) | (D) | 6 | 5 | 1 | — | — | — | — | — | — | — | |
| 55 | Management of companies & enterprises | (B) | (D) | (D) | 1 | — | — | — | 1 | — | — | — | — | — | |
| 56 | Admin, support, waste mgt, remediation services | (A) | (D) | (D) | 1 | 1 | — | — | — | — | — | — | — | — | |
| 61 | Educational services | (B) | (D) | (D) | 1 | — | — | — | 1 | — | — | — | — | — | |
| 62 | Health care and social assistance | 350 | 1 506 | 5 354 | 18 | 9 | 3 | 4 | 1 | — | 1 | — | — | — | |
| 622 | Hospitals | (C) | (D) | (D) | 1 | — | — | — | — | — | 1 | — | — | — | |
| 6221 | General medical & surgical hospitals | (C) | (D) | (D) | 1 | — | — | — | — | — | 1 | — | — | — | |
| 62211 | General medical & surgical hospitals | (C) | (D) | (D) | 1 | — | — | — | — | — | 1 | — | — | — | |
| 71 | Arts, entertainment & recreation | 11 | 20 | 105 | 3 | 1 | 2 | — | — | — | — | — | — | — | |
| 72 | Accommodation & food services | 120 | 237 | 1 186 | 15 | 7 | 2 | 6 | — | — | — | — | — | — | |
| 722 | Food services & drinking places | (C) | (D) | (D) | 12 | 4 | 2 | 6 | — | — | — | — | — | — | |
| 7222 | Limited-service eating places | 105 | 215 | 1 073 | 9 | 2 | 1 | 6 | — | — | — | — | — | — | |
| 72221 | Limited-service eating places | 105 | 215 | 1 073 | 9 | 2 | 1 | 6 | — | — | — | — | — | — | |
| 722211 | Limited-service restaurants | 105 | 215 | 1 073 | 9 | 2 | 1 | 6 | — | — | — | — | — | — | |
| 81 | Other services (except public administration) | 96 | 239 | 929 | 27 | 22 | 4 | — | 1 | — | — | — | — | — | |
| 99 | Unclassified establishments | (A) | (D) | (D) | 4 | 4 | — | — | — | — | — | — | — | — | |
| JONES | | | | | | | | | | | | | | | |
| | Total | 22 772 | 129 856 | 539 547 | 1 466 | 720 | 350 | 208 | 130 | 35 | 14 | 3 | 4 | 2 | |
| 11 | Forestry, fishing, hunting, and agriculture support | 57 | 295 | 1 208 | 18 | 14 | 3 | — | 1 | — | — | — | — | — | |
| 21 | Mining | 310 | 2 464 | 10 905 | 39 | 21 | 4 | 11 | 3 | — | — | — | — | — | |
| 213 | Mining support activities | 253 | 2 025 | 9 264 | 32 | 16 | 4 | 11 | 1 | — | — | — | — | — | |
| 2131 | Mining support activities | 253 | 2 025 | 9 264 | 32 | 16 | 4 | 11 | 1 | — | — | — | — | — | |
| 21311 | Mining support activities | 253 | 2 025 | 9 264 | 32 | 16 | 4 | 11 | 1 | — | — | — | — | — | |
| 22 | Utilities | 185 | 2 095 | 7 557 | 20 | 15 | 1 | 1 | 2 | 1 | — | — | — | — | |
| 221 | Utilities | 185 | 2 095 | 7 557 | 20 | 15 | 1 | 1 | 2 | 1 | — | — | — | — | |
| 2211 | Elec pwr generation, transmsn & distribution | 125 | 1 716 | 6 220 | 5 | 2 | — | — | 2 | 1 | — | — | — | — | |

See footnotes at end of table.

Table 6. Counties—Employees, Payroll, and Establishments by Industry: 2000—Con.

[Excludes most government employees, railroad employees, and self-employed persons. Size class 1 to 4 includes establishments with payroll, but no employees, during mid-March pay period. (D) denotes figures withheld to avoid disclosing data for individual companies; the data are included in broader industry totals. Detailed industries with 100 or more employees are shown if industry was not a (D). For explanation of terms, abbreviations, and data reliability/comparability, see introductory text]

| NAICS code | Industry | Number of employees for week including March 12 | Payroll (\$1,000) | | Total number of establishments | Number of establishments by employment-size class | | | | | | | | | | |
|--------------|---|---|-------------------|----------------|--------------------------------|---|-----------|-----------|-----------|----------|------------|------------|------------|---------------|--|--|
| | | | First quarter | Annual | | 1 to 4 | 5 to 9 | 10 to 19 | 20 to 49 | 50 to 99 | 100 to 249 | 250 to 499 | 500 to 999 | 1,000 or more | | |
| 23 | JONES—Con. | | | | | | | | | | | | | | | |
| | Construction | 2 065 | 12 403 | 55 604 | 139 | 70 | 30 | 14 | 16 | 5 | 3 | 1 | | | | |
| 233 | Building, developing & general contracting | 472 | 2 563 | 9 961 | 33 | 12 | 9 | 5 | 5 | 2 | | | | | | |
| 2332 | Residential building construction | (C) | (D) | (D) | 15 | 8 | 4 | 1 | 2 | | | | | | | |
| 23321 | Single-family housing construction | (C) | (D) | (D) | 15 | 8 | 4 | 1 | 2 | | | | | | | |
| 2333 | Nonresidential building construction | 356 | 2 013 | 8 148 | 17 | 4 | 5 | 3 | 3 | 2 | | | | | | |
| 23331 | Mfg & industrial building construction | 132 | 781 | 3 673 | 5 | 2 | | 1 | 1 | 1 | | | | | | |
| 233310 | Mfg & industrial building construction | 132 | 781 | 3 673 | 5 | 2 | | 1 | 1 | 1 | | | | | | |
| 23332 | Commercial & institutional bldg construction | 224 | 1 232 | 4 475 | 12 | 2 | 5 | 2 | 2 | 1 | | | | | | |
| 233320 | Commercial & institutional bldg construction | 224 | 1 232 | 4 475 | 12 | 2 | 5 | 2 | 2 | 1 | | | | | | |
| 234 | Heavy construction | 953 | 6 520 | 31 185 | 20 | 11 | | 1 | 1 | 3 | 3 | 1 | | | | |
| 2341 | Highway, street, bridge & tunnel construction | 281 | 1 959 | 7 302 | 5 | 2 | | | | 2 | 1 | | | | | |
| 23411 | Highway & street construction | (C) | (D) | (D) | 4 | 2 | | | | 1 | 1 | | | | | |
| 2349 | Other heavy construction | 672 | 4 561 | 23 883 | 15 | 9 | | 1 | 1 | 1 | 2 | 1 | | | | |
| 23491 | Water, sewer & pipeline construction | 467 | 3 687 | 19 247 | 5 | 1 | | 1 | 1 | 1 | 1 | 1 | | | | |
| 234910 | Water, sewer & pipeline construction | 467 | 3 687 | 19 247 | 5 | 1 | | 1 | 1 | 1 | 1 | 1 | | | | |
| 23499 | All other heavy construction | 205 | 874 | 4 636 | 10 | 8 | | | 1 | | 1 | | | | | |
| 234990 | All other heavy construction | 205 | 874 | 4 636 | 10 | 8 | | | 1 | | 1 | | | | | |
| 235 | Special trade contractors | 640 | 3 320 | 14 458 | 86 | 47 | 21 | 8 | 10 | | | | | | | |
| 2351 | Plumbing, heating & AC contractor | 149 | 868 | 3 638 | 18 | 10 | 4 | 2 | 2 | | | | | | | |
| 23511 | Plumbing, heating & AC contractor | 149 | 868 | 3 638 | 18 | 10 | 4 | 2 | 2 | | | | | | | |
| 235110 | Plumbing, heating & AC contractor | 149 | 868 | 3 638 | 18 | 10 | 4 | 2 | 2 | | | | | | | |
| 2353 | Electrical contractors | 201 | 1 154 | 4 751 | 18 | 5 | 5 | 4 | 4 | | | | | | | |
| 23531 | Electrical contractors | 201 | 1 154 | 4 751 | 18 | 5 | 5 | 4 | 4 | | | | | | | |
| 235310 | Electrical contractors | 201 | 1 154 | 4 751 | 18 | 5 | 5 | 4 | 4 | | | | | | | |
| 2359 | Other special trade contractors | 142 | 622 | 2 852 | 19 | 12 | 3 | 1 | 3 | | | | | | | |
| 31-33 | Manufacturing | 7 977 | 51 208 | 204 380 | 70 | 18 | 17 | 13 | 6 | 3 | 7 | 1 | 4 | 1 | | |
| 311 | Food mfg | 1 924 | 7 809 | 35 182 | 9 | 3 | 2 | | 1 | | 1 | | 2 | | | |
| 3116 | Animal slaughtering & processing | 1 880 | 7 631 | 34 307 | 5 | 2 | | | | | 1 | | 2 | | | |
| 31161 | Animal slaughtering & processing | 1 880 | 7 631 | 34 307 | 5 | 2 | | | | | 1 | | 2 | | | |
| 315 | Apparel manufacturing | (C) | (D) | (D) | 1 | | | | | | 1 | | | | | |
| 3152 | Cut & sew apparel mfg | (C) | (D) | (D) | 1 | | | | | | 1 | | | | | |
| 31522 | Men's, boys' cut & sew apparel mfg | (C) | (D) | (D) | 1 | | | | | | 1 | | | | | |
| 321 | Wood product mfg | 1 276 | 10 725 | 41 093 | 15 | 3 | 3 | 4 | 2 | 1 | 1 | | 1 | | | |
| 3212 | Veneer, plywood & engineered wood product mfg | (G) | (D) | (D) | 5 | | 1 | 2 | | 1 | | | 1 | | | |
| 32121 | Veneer, plywood & engineered wood product mfg | (G) | (D) | (D) | 5 | | 1 | 2 | | 1 | | | 1 | | | |
| 3219 | Other wood product mfg | (C) | (D) | (D) | 6 | 1 | 1 | 1 | 2 | | 1 | | | | | |
| 32191 | Millwork | (C) | (D) | (D) | 2 | | | | 1 | | 1 | | | | | |
| 332 | Fabricated metal product mfg | 298 | 1 955 | 8 471 | 14 | 1 | 7 | 4 | 1 | | 1 | | | | | |
| 3327 | Mach shops, turn prod, screw, nut, bolt mfg | 227 | 1 580 | 6 773 | 9 | 1 | 4 | 3 | | | 1 | | | | | |
| 33271 | Machine shops | 227 | 1 580 | 6 773 | 9 | 1 | 4 | 3 | | | 1 | | | | | |
| 332710 | Machine shops | 227 | 1 580 | 6 773 | 9 | 1 | 4 | 3 | | | 1 | | | | | |
| 333 | Machinery mfg | 550 | 3 522 | 12 744 | 6 | 2 | 1 | | | | 2 | 1 | | | | |
| 3331 | Ag, construction & mining machinery mfg | (E) | (D) | (D) | 4 | 2 | 1 | | | | | | 1 | | | |
| 33311 | Agricultural implement mfg | (E) | (D) | (D) | 4 | 2 | 1 | | | | | | 1 | | | |
| 3334 | HVAC & commercial refrigeration equipment mfg | (C) | (D) | (D) | 1 | | | | | | 1 | | | | | |
| 33341 | HVAC & commercial refrigeration equipment mfg | (C) | (D) | (D) | 1 | | | | | | 1 | | | | | |
| 3339 | Other general purpose machinery mfg | (C) | (D) | (D) | 1 | | | | | | 1 | | | | | |
| 33392 | Material handling equipment mfg | (C) | (D) | (D) | 1 | | | | | | 1 | | | | | |
| 335 | Electrical equip, appliance & component mfg | (H) | (D) | (D) | 3 | 1 | | | | | | | 1 | 1 | | |
| 3353 | Electrical equipment mfg | (H) | (D) | (D) | 3 | 1 | | | | | | | 1 | 1 | | |
| 33531 | Electrical equipment mfg | (H) | (D) | (D) | 3 | 1 | | | | | | | 1 | 1 | | |
| 336 | Transportation equipment mfg | (C) | (D) | (D) | 3 | 1 | | | 1 | | 1 | | | | | |
| 3363 | Motor vehicle parts mfg | (C) | (D) | (D) | 2 | | | | 1 | | 1 | | | | | |
| 33632 | MV electrical & electronic equipment mfg | (C) | (D) | (D) | 1 | | | | | | 1 | | | | | |
| 42 | Wholesale trade | 951 | 7 286 | 30 493 | 105 | 43 | 28 | 21 | 12 | 1 | | | | | | |
| 421 | Wholesale trade, durable goods | 605 | 4 609 | 20 550 | 78 | 36 | 23 | 12 | 6 | 1 | | | | | | |
| 4218 | Machinery, equipment & supplies whse | 323 | 2 781 | 12 296 | 41 | 13 | 17 | 8 | 3 | | | | | | | |
| 42183 | Industrial machinery & equipment whse | 248 | 2 130 | 9 676 | 31 | 10 | 13 | 5 | 3 | | | | | | | |
| 421830 | Industrial machinery & equipment whse | 248 | 2 130 | 9 676 | 31 | 10 | 13 | 5 | 3 | | | | | | | |
| 422 | Wholesale trade, nondurable goods | 346 | 2 677 | 9 943 | 27 | 7 | 5 | 9 | 6 | | | | | | | |

See footnotes at end of table.

Table 6. Counties—Employees, Payroll, and Establishments by Industry: 2000—Con.

[Excludes most government employees, railroad employees, and self-employed persons. Size class 1 to 4 includes establishments with payroll, but no employees, during mid-March pay period. (D) denotes figures withheld to avoid disclosing data for individual companies; the data are included in broader industry totals. Detailed industries with 100 or more employees are shown if industry was not a (D). For explanation of terms, abbreviations, and data reliability/comparability, see introductory text]

| NAICS code | Industry | Number of employees for week including March 12 | Payroll (\$1,000) | | Total number of establishments | Number of establishments by employment-size class | | | | | | | | |
|-------------------|--|---|-------------------|---------------|--------------------------------|---|-----------|-----------|-----------|----------|------------|------------|------------|---------------|
| | | | First quarter | Annual | | 1 to 4 | 5 to 9 | 10 to 19 | 20 to 49 | 50 to 99 | 100 to 249 | 250 to 499 | 500 to 999 | 1,000 or more |
| JONES—Con. | | | | | | | | | | | | | | |
| 44-45 | Retail trade | 3 031 | 11 851 | 50 203 | 297 | 125 | 86 | 59 | 19 | 7 | | | 1 | |
| 441 | Motor vehicle & parts dealers | 460 | 2 914 | 12 502 | 51 | 27 | 10 | 9 | 4 | 1 | | | | |
| 4411 | Automobile dealers | 208 | 1 563 | 6 335 | 18 | 14 | | | 3 | 1 | | | | |
| 44111 | New car dealers | 182 | 1 444 | 5 835 | 6 | 2 | | | 3 | 1 | | | | |
| 441110 | New car dealers | 182 | 1 444 | 5 835 | 6 | 2 | | | 3 | 1 | | | | |
| 4413 | Automotive parts, accessories & tire stores | 231 | 1 169 | 5 037 | 30 | 11 | 10 | 8 | 1 | | | | | |
| 44131 | Automotive parts, accessories & tire stores | 165 | 773 | 3 371 | 22 | 8 | 8 | 5 | 1 | | | | | |
| 441310 | Automotive parts, accessories & tire stores | 165 | 773 | 3 371 | 22 | 8 | 8 | 5 | 1 | | | | | |
| 444 | Bldg material & garden equip & supp dealers | 207 | 940 | 4 124 | 26 | 13 | 7 | 3 | 3 | | | | | |
| 4441 | Building material & supplies dealers | 177 | 840 | 3 694 | 20 | 9 | 6 | 2 | 3 | | | | | |
| 44419 | Other building material dealers | 117 | 608 | 2 713 | 16 | 8 | 4 | 2 | 2 | | | | | |
| 444190 | Other building material dealers | 117 | 608 | 2 713 | 16 | 8 | 4 | 2 | 2 | | | | | |
| 445 | Food & beverage stores | 500 | 1 609 | 6 587 | 33 | 19 | 3 | 2 | 6 | 3 | | | | |
| 4451 | Grocery stores | (E) | (D) | (D) | 19 | 7 | 1 | 2 | 6 | 3 | | | | |
| 44511 | Grocery (except convenience) stores | 465 | 1 498 | 6 164 | 17 | 6 | | 2 | 6 | 3 | | | | |
| 445110 | Grocery (except convenience) stores | 465 | 1 498 | 6 164 | 17 | 6 | | 2 | 6 | 3 | | | | |
| 446 | Health & personal care stores | 190 | 821 | 3 633 | 22 | 4 | 11 | 6 | 1 | | | | | |
| 4461 | Health & personal care stores | 190 | 821 | 3 633 | 22 | 4 | 11 | 6 | 1 | | | | | |
| 44611 | Pharmacies & drug stores | 145 | 685 | 3 125 | 12 | | 5 | 6 | 1 | | | | | |
| 446110 | Pharmacies & drug stores | 145 | 685 | 3 125 | 12 | | 5 | 6 | 1 | | | | | |
| 447 | Gasoline stations | 386 | 1 000 | 4 227 | 49 | 13 | 18 | 18 | | | | | | |
| 4471 | Gasoline stations | 386 | 1 000 | 4 227 | 49 | 13 | 18 | 18 | | | | | | |
| 44711 | Gasoline stations with convenience stores | 346 | 875 | 3 771 | 41 | 10 | 13 | 18 | | | | | | |
| 447110 | Gasoline stations with convenience stores | 346 | 875 | 3 771 | 41 | 10 | 13 | 18 | | | | | | |
| 448 | Clothing & clothing accessories stores | 276 | 898 | 3 547 | 37 | 19 | 13 | 3 | 1 | 1 | | | | |
| 4481 | Clothing stores | 178 | 550 | 2 130 | 21 | 13 | 5 | 2 | | 1 | | | | |
| 44814 | Family clothing stores | 102 | 332 | 1 273 | 5 | 2 | 1 | 1 | | 1 | | | | |
| 448140 | Family clothing stores | 102 | 332 | 1 273 | 5 | 2 | 1 | 1 | | 1 | | | | |
| 452 | General merchandise stores | 636 | 2 112 | 9 610 | 19 | 4 | 5 | 5 | 2 | 2 | | | 1 | |
| 4521 | Department stores | 495 | 1 764 | 8 076 | 4 | | | | 1 | 2 | | | 1 | |
| 45211 | Department stores | 495 | 1 764 | 8 076 | 4 | | | | 1 | 2 | | | 1 | |
| 452110 | Department stores | 495 | 1 764 | 8 076 | 4 | | | | 1 | 2 | | | 1 | |
| 4529 | Other general merchandise stores | 141 | 348 | 1 534 | 15 | 4 | 5 | 5 | 1 | | | | | |
| 45299 | All other general merchandise stores | 141 | 348 | 1 534 | 15 | 4 | 5 | 5 | 1 | | | | | |
| 452990 | All other general merchandise stores | 141 | 348 | 1 534 | 15 | 4 | 5 | 5 | 1 | | | | | |
| 453 | Miscellaneous store retailers | 125 | 450 | 1 505 | 21 | 10 | 7 | 3 | 1 | | | | | |
| 48-49 | Transportation & warehousing | 737 | 5 177 | 20 293 | 54 | 36 | 5 | 5 | 5 | 1 | 2 | | | |
| 484 | Truck transportation | 679 | 4 598 | 17 788 | 44 | 28 | 5 | 5 | 3 | 1 | 2 | | | |
| 4841 | General freight trucking | 585 | 4 108 | 15 740 | 23 | 13 | 1 | 4 | 2 | 1 | 2 | | | |
| 48412 | General freight trucking, long-distance | 532 | 3 930 | 15 027 | 18 | 10 | | 4 | 1 | 1 | 2 | | | |
| 484121 | General freight trucking, long-distance, TL | 504 | 3 651 | 13 963 | 15 | 9 | | 2 | 1 | 1 | 2 | | | |
| 51 | Information | 245 | 1 314 | 5 442 | 16 | 4 | 2 | 5 | 5 | | | | | |
| 513 | Broadcasting & telecommunications | 132 | 968 | 3 699 | 12 | 4 | 2 | 4 | 2 | | | | | |
| 52 | Finance & insurance | 588 | 3 620 | 14 577 | 110 | 72 | 24 | 6 | 8 | | | | | |
| 522 | Credit intermediation & related activities | 453 | 2 822 | 11 164 | 70 | 39 | 19 | 5 | 7 | | | | | |
| 5221 | Depository credit intermediation | 297 | 1 929 | 7 721 | 30 | 10 | 10 | 5 | 5 | | | | | |
| 52211 | Commercial banking | 265 | 1 777 | 7 094 | 27 | 8 | 10 | 5 | 4 | | | | | |
| 522110 | Commercial banking | 265 | 1 777 | 7 094 | 27 | 8 | 10 | 5 | 4 | | | | | |
| 524 | Insurance carriers & related activities | 123 | 706 | 3 136 | 37 | 31 | 4 | 1 | 1 | | | | | |
| 53 | Real estate & rental & leasing | 314 | 1 455 | 5 759 | 58 | 38 | 12 | 3 | 5 | | | | | |
| 531 | Real estate | 155 | 568 | 1 876 | 29 | 24 | 1 | | 4 | | | | | |
| 532 | Rental & leasing services | 159 | 887 | 3 883 | 29 | 14 | 11 | 3 | 1 | | | | | |
| 54 | Professional, scientific & technical services | 368 | 2 454 | 10 446 | 75 | 47 | 18 | 7 | 3 | | | | | |
| 541 | Professional, scientific & technical services | 368 | 2 454 | 10 446 | 75 | 47 | 18 | 7 | 3 | | | | | |
| 5411 | Legal services | 101 | 525 | 2 505 | 28 | 18 | 8 | 2 | | | | | | |
| 54111 | Offices of lawyers | 101 | 525 | 2 505 | 28 | 18 | 8 | 2 | | | | | | |
| 541110 | Offices of lawyers | 101 | 525 | 2 505 | 28 | 18 | 8 | 2 | | | | | | |
| 5412 | Accounting, tax prep, bookkeep, payroll services | 114 | 645 | 2 214 | 23 | 15 | 5 | 2 | 1 | | | | | |
| 54121 | Accounting, tax prep, bookkeep, payroll services | 114 | 645 | 2 214 | 23 | 15 | 5 | 2 | 1 | | | | | |
| 55 | Management of companies & enterprises | 292 | 3 027 | 12 307 | 8 | 2 | 2 | 1 | 1 | 1 | 1 | | | |
| 551 | Management of companies & enterprises | 292 | 3 027 | 12 307 | 8 | 2 | 2 | 1 | 1 | 1 | 1 | | | |
| 5511 | Management of companies & enterprises | 292 | 3 027 | 12 307 | 8 | 2 | 2 | 1 | 1 | 1 | 1 | | | |
| 55111 | Management of companies & enterprises | 292 | 3 027 | 12 307 | 8 | 2 | 2 | 1 | 1 | 1 | 1 | | | |
| 551114 | Corp, subsidiary & regional managing offices | 292 | 3 027 | 12 307 | 8 | 2 | 2 | 1 | 1 | 1 | 1 | | | |
| 56 | Admin, support, waste mgt, remediation services | 491 | 1 933 | 7 958 | 42 | 22 | 11 | 3 | 3 | 3 | | | | |
| 561 | Administrative & support services | 437 | 1 593 | 6 077 | 38 | 19 | 11 | 3 | 2 | 3 | | | | |
| 5613 | Employment services | 157 | 491 | 1 864 | 4 | 1 | 1 | | | 2 | | | | |
| 5617 | Services to buildings & dwellings | 195 | 690 | 2 732 | 23 | 13 | 6 | 2 | 1 | 1 | | | | |
| 56173 | Landscaping services | 106 | 493 | 1 955 | 7 | 4 | 1 | 1 | | 1 | | | | |
| 561730 | Landscaping services | 106 | 493 | 1 955 | 7 | 4 | 1 | 1 | | 1 | | | | |

See footnotes at end of table.

Table 6. Counties—Employees, Payroll, and Establishments by Industry: 2000—Con.

[Excludes most government employees, railroad employees, and self-employed persons. Size class 1 to 4 includes establishments with payroll, but no employees, during mid-March pay period. (D) denotes figures withheld to avoid disclosing data for individual companies; the data are included in broader industry totals. Detailed industries with 100 or more employees are shown if industry was not a (D). For explanation of terms, abbreviations, and data reliability/comparability, see introductory text]

| NAICS code | Industry | Number of employees for week including March 12 | Payroll (\$1,000) | | Total number of establishments | Number of establishments by employment-size class | | | | | | | | |
|-------------------|--|---|-------------------|---------------|--------------------------------|---|-----------|-----------|-----------|----------|------------|------------|------------|---------------|
| | | | First quarter | Annual | | 1 to 4 | 5 to 9 | 10 to 19 | 20 to 49 | 50 to 99 | 100 to 249 | 250 to 499 | 500 to 999 | 1,000 or more |
| JONES—Con. | | | | | | | | | | | | | | |
| 61 | Educational services | 99 | 246 | 928 | 8 | 4 | — | 2 | 2 | — | — | — | — | — |
| 62 | Health care and social assistance | 2 453 | 15 956 | 71 841 | 104 | 42 | 30 | 16 | 8 | 6 | 1 | — | — | 1 |
| 621 | Ambulatory health care services | 748 | 7 479 | 34 820 | 71 | 25 | 24 | 13 | 6 | 3 | — | — | — | — |
| 6211 | Offices of physicians | 432 | 5 526 | 25 834 | 28 | 5 | 11 | 6 | 4 | 2 | — | — | — | — |
| 62111 | Offices of physicians | 432 | 5 526 | 25 834 | 28 | 5 | 11 | 6 | 4 | 2 | — | — | — | — |
| 621111 | Offices of physicians (exc mental health) ... | 432 | 5 526 | 25 834 | 28 | 5 | 11 | 6 | 4 | 2 | — | — | — | — |
| 6212 | Offices of dentists | 133 | 845 | 3 891 | 21 | 6 | 11 | 4 | — | — | — | — | — | — |
| 62121 | Offices of dentists | 133 | 845 | 3 891 | 21 | 6 | 11 | 4 | — | — | — | — | — | — |
| 621210 | Offices of dentists | 133 | 845 | 3 891 | 21 | 6 | 11 | 4 | — | — | — | — | — | — |
| 622 | Hospitals | (G) | (D) | (D) | 1 | — | — | — | — | — | — | — | — | 1 |
| 6221 | General medical & surgical hospitals | (G) | (D) | (D) | 1 | — | — | — | — | — | — | — | — | 1 |
| 62211 | General medical & surgical hospitals | (G) | (D) | (D) | 1 | — | — | — | — | — | — | — | — | 1 |
| 623 | Nursing & residential care facilities | (E) | (D) | (D) | 10 | 4 | 1 | 2 | — | 2 | 1 | — | — | — |
| 6231 | Nursing care facilities | (E) | (D) | (D) | 6 | 2 | — | 1 | — | 2 | 1 | — | — | — |
| 62311 | Nursing care facilities | (E) | (D) | (D) | 6 | 2 | — | 1 | — | 2 | 1 | — | — | — |
| 624 | Social assistance | (C) | (D) | (D) | 22 | 13 | 5 | 1 | 2 | 1 | — | — | — | — |
| 71 | Arts, entertainment & recreation | 103 | 348 | 1 521 | 12 | 6 | 2 | 2 | 2 | — | — | — | — | — |
| 72 | Accommodation & food services | 1 351 | 2 656 | 10 980 | 83 | 20 | 15 | 21 | 22 | 5 | — | — | — | — |
| 722 | Food services & drinking places | 1 268 | 2 441 | 10 153 | 71 | 15 | 13 | 16 | 22 | 5 | — | — | — | — |
| 7221 | Full-service restaurants | 238 | 500 | 2 055 | 15 | 5 | 2 | 4 | 3 | 1 | — | — | — | — |
| 72211 | Full-service restaurants | 238 | 500 | 2 055 | 15 | 5 | 2 | 4 | 3 | 1 | — | — | — | — |
| 722110 | Full-service restaurants | 238 | 500 | 2 055 | 15 | 5 | 2 | 4 | 3 | 1 | — | — | — | — |
| 7222 | Limited-service eating places | 925 | 1 748 | 7 079 | 49 | 6 | 10 | 12 | 18 | 3 | — | — | — | — |
| 72221 | Limited-service eating places | 925 | 1 748 | 7 079 | 49 | 6 | 10 | 12 | 18 | 3 | — | — | — | — |
| 722211 | Limited-service eating places | 884 | 1 701 | 6 893 | 42 | 3 | 7 | 11 | 18 | 3 | — | — | — | — |
| 81 | Other services (except public administration) | 1 138 | 3 999 | 16 785 | 196 | 111 | 58 | 18 | 7 | 2 | — | — | — | — |
| 811 | Repair & maintenance | 374 | 1 959 | 8 476 | 79 | 52 | 17 | 6 | 4 | — | — | — | — | — |
| 8111 | Automotive repair & maintenance | 227 | 1 229 | 5 205 | 48 | 32 | 10 | 3 | 3 | — | — | — | — | — |
| 81111 | Automotive mechanical & electrical R&M | 136 | 738 | 3 070 | 29 | 19 | 7 | 1 | 2 | — | — | — | — | — |
| 811111 | General automotive repair | 113 | 606 | 2 517 | 24 | 17 | 4 | 1 | 2 | — | — | — | — | — |
| 812 | Personal & laundry services | 169 | 721 | 2 958 | 29 | 11 | 13 | 5 | — | — | — | — | — | — |
| 813 | Religious, grantmaking, civic, prof & like organizations | 595 | 1 319 | 5 351 | 88 | 48 | 28 | 7 | 3 | 2 | — | — | — | — |
| 8131 | Religious organizations | 535 | 1 169 | 4 737 | 68 | 33 | 24 | 6 | 3 | 2 | — | — | — | — |
| 81311 | Religious organizations | 535 | 1 169 | 4 737 | 68 | 33 | 24 | 6 | 3 | 2 | — | — | — | — |
| 813110 | Religious organizations | 535 | 1 169 | 4 737 | 68 | 33 | 24 | 6 | 3 | 2 | — | — | — | — |
| 99 | Unclassified establishments | 17 | 69 | 360 | 12 | 10 | 2 | — | — | — | — | — | — | — |
| KEMPER | | | | | | | | | | | | | | |
| | Total | 975 | 4 034 | 16 777 | 115 | 65 | 26 | 12 | 7 | 5 | — | — | — | — |
| 11 | Forestry, fishing, hunting, and agriculture support | 53 | 269 | 997 | 9 | 3 | 5 | 1 | — | — | — | — | — | — |
| 22 | Utilities | (B) | (D) | (D) | 4 | 3 | — | — | 1 | — | — | — | — | — |
| 23 | Construction | 31 | 102 | 517 | 8 | 5 | 3 | — | — | — | — | — | — | — |
| 31-33 | Manufacturing | 284 | 1 286 | 5 549 | 9 | 3 | 1 | — | 2 | 3 | — | — | — | — |
| 311 | Food mfg | (C) | (D) | (D) | 3 | 2 | — | — | — | 1 | — | — | — | — |
| 335 | Electrical equip, appliance & component mfg | (C) | (D) | (D) | 2 | — | — | — | 1 | 1 | — | — | — | — |
| 3359 | Other electrical equipment & component mfg ... | (C) | (D) | (D) | 2 | — | — | — | 1 | 1 | — | — | — | — |
| 33599 | All oth electrical equipment & component mfg | (C) | (D) | (D) | 2 | — | — | — | 1 | 1 | — | — | — | — |
| 42 | Wholesale trade | (B) | (D) | (D) | 5 | 3 | 1 | 1 | — | — | — | — | — | — |
| 44-45 | Retail trade | 203 | 763 | 3 340 | 28 | 11 | 10 | 5 | 2 | — | — | — | — | — |
| 48-49 | Transportation & warehousing | (B) | (D) | (D) | 14 | 12 | 1 | 1 | — | — | — | — | — | — |
| 51 | Information | (A) | (D) | (D) | 2 | 2 | — | — | — | — | — | — | — | — |
| 52 | Finance & insurance | 54 | 270 | 1 004 | 6 | 1 | 2 | 3 | — | — | — | — | — | — |
| 53 | Real estate & rental & leasing | (A) | (D) | (D) | 2 | 2 | — | — | — | — | — | — | — | — |
| 54 | Professional, scientific & technical services | 3 | 23 | 116 | 3 | 3 | — | — | — | — | — | — | — | — |
| 56 | Admin, support, waste mgt, remediation services | 10 | 37 | 124 | 4 | 3 | 1 | — | — | — | — | — | — | — |
| 61 | Educational services | (B) | (D) | (D) | 1 | — | — | — | — | 1 | — | — | — | — |
| 62 | Health care and social assistance | 127 | 459 | 1 944 | 4 | 1 | — | 1 | 1 | 1 | — | — | — | — |
| 72 | Accommodation & food services | (B) | (D) | (D) | 4 | 2 | 1 | — | 1 | — | — | — | — | — |
| 81 | Other services (except public administration) | 19 | 45 | 196 | 10 | 9 | 1 | — | — | — | — | — | — | — |
| 99 | Unclassified establishments | (A) | (D) | (D) | 2 | 2 | — | — | — | — | — | — | — | — |

See footnotes at end of table.

Table 6. Counties—Employees, Payroll, and Establishments by Industry: 2000—Con.

[Excludes most government employees, railroad employees, and self-employed persons. Size class 1 to 4 includes establishments with payroll, but no employees, during mid-March pay period. (D) denotes figures withheld to avoid disclosing data for individual companies; the data are included in broader industry totals. Detailed industries with 100 or more employees are shown if industry was not a (D). For explanation of terms, abbreviations, and data reliability/comparability, see introductory text]

| NAICS code | Industry | Number of employees for week including March 12 | Payroll (\$1,000) | | Total number of establishments | Number of establishments by employment-size class | | | | | | | | | |
|------------------|--|---|-------------------|----------------|--------------------------------|---|------------|------------|-----------|-----------|------------|------------|------------|---------------|--|
| | | | First quarter | Annual | | 1 to 4 | 5 to 9 | 10 to 19 | 20 to 49 | 50 to 99 | 100 to 249 | 250 to 499 | 500 to 999 | 1,000 or more | |
| LAFAYETTE | | | | | | | | | | | | | | | |
| | Total | 11 314 | 56 729 | 232 314 | 893 | 477 | 178 | 117 | 89 | 19 | 8 | 3 | 2 | - | |
| 11 | Forestry, fishing, hunting, and agriculture support | 83 | 398 | 1 270 | 6 | 4 | 1 | - | - | 1 | - | - | - | - | |
| 22 | Utilities | 84 | 694 | 2 685 | 12 | 9 | 1 | 1 | - | 1 | - | - | - | - | |
| 23 | Construction | 687 | 3 507 | 15 951 | 88 | 52 | 18 | 10 | 6 | 2 | - | - | - | - | |
| 233 | Building, developing & general contracting | 163 | 636 | 2 604 | 28 | 18 | 5 | 3 | 2 | - | - | - | - | - | |
| 234 | Heavy construction | 102 | 606 | 3 690 | 6 | 2 | 2 | - | 2 | - | - | - | - | - | |
| 235 | Special trade contractors | 422 | 2 265 | 9 657 | 54 | 32 | 11 | 7 | 2 | 2 | - | - | - | - | |
| 2352 | Painting & wall covering contractors | (C) | (D) | (D) | 4 | 2 | - | 1 | - | 1 | - | - | - | - | |
| 23521 | Painting & wall covering contractors | (C) | (D) | (D) | 4 | 2 | - | 1 | - | 1 | - | - | - | - | |
| 2359 | Other special trade contractors | 138 | 879 | 3 952 | 9 | 4 | 1 | 1 | 2 | 1 | - | - | - | - | |
| 31-33 | Manufacturing | 2 043 | 15 257 | 50 358 | 26 | 7 | 6 | 2 | 2 | 3 | 4 | 1 | 1 | - | |
| 321 | Wood product mfg | (C) | (D) | (D) | 2 | 1 | - | - | - | - | 1 | - | - | - | |
| 3212 | Veneer, plywood & engineered wood product mfg | (C) | (D) | (D) | 1 | - | - | - | - | - | 1 | - | - | - | |
| 32121 | Veneer, plywood & engineered wood product mfg | (C) | (D) | (D) | 1 | - | - | - | - | - | 1 | - | - | - | |
| 332 | Fabricated metal product mfg | (C) | (D) | (D) | 2 | - | - | - | 1 | - | 1 | - | - | - | |
| 3329 | Other fabricated metal product mfg | (C) | (D) | (D) | 1 | - | - | - | - | - | 1 | - | - | - | |
| 33291 | Metal valve mfg | (C) | (D) | (D) | 1 | - | - | - | - | - | 1 | - | - | - | |
| 333 | Machinery mfg | (C) | (D) | (D) | 3 | 1 | - | 1 | - | - | 1 | - | - | - | |
| 3331 | Ag, construction & mining machinery mfg | (C) | (D) | (D) | 1 | - | - | - | - | - | 1 | - | - | - | |
| 33311 | Agricultural implement mfg | (C) | (D) | (D) | 1 | - | - | - | - | - | 1 | - | - | - | |
| 335 | Electrical equip, appliance & component mfg | 1 239 | 10 035 | 29 409 | 4 | - | - | 1 | - | - | 1 | 1 | 1 | - | |
| 3352 | Household appliance mfg | (E) | (D) | (D) | 1 | - | - | - | - | - | - | - | 1 | - | |
| 33522 | Major appliance mfg | (E) | (D) | (D) | 1 | - | - | - | - | - | - | - | 1 | - | |
| 3353 | Electrical equipment mfg | (F) | (D) | (D) | 1 | - | - | - | - | - | - | - | 1 | - | |
| 33531 | Electrical equipment mfg | (F) | (D) | (D) | 1 | - | - | - | - | - | - | - | 1 | - | |
| 3359 | Other electrical equipment & component mfg | (C) | (D) | (D) | 1 | - | - | - | - | - | 1 | - | - | - | |
| 33599 | All oth electrical equipment & component mfg | (C) | (D) | (D) | 1 | - | - | - | - | - | 1 | - | - | - | |
| 42 | Wholesale trade | 155 | 779 | 3 215 | 24 | 10 | 10 | 3 | 1 | - | - | - | - | - | |
| 44-45 | Retail trade | 2 091 | 7 299 | 31 834 | 184 | 83 | 42 | 33 | 21 | 3 | 1 | 1 | - | - | |
| 441 | Motor vehicle & parts dealers | 194 | 1 270 | 5 456 | 13 | 5 | 1 | 4 | 3 | - | - | - | - | - | |
| 4411 | Automobile dealers | (C) | (D) | (D) | 6 | 2 | - | 1 | 3 | - | - | - | - | - | |
| 44111 | New car dealers | 123 | 953 | 4 115 | 4 | 1 | - | - | 3 | - | - | - | - | - | |
| 441110 | New car dealers | 123 | 953 | 4 115 | 4 | 1 | - | - | 3 | - | - | - | - | - | |
| 444 | Bldg material & garden equip & supp dealers | 138 | 665 | 2 810 | 17 | 9 | 3 | 2 | 3 | - | - | - | - | - | |
| 4441 | Building material & supplies dealers | 122 | 611 | 2 557 | 12 | 5 | 3 | 1 | 3 | - | - | - | - | - | |
| 445 | Food & beverage stores | 433 | 1 224 | 4 973 | 26 | 13 | 3 | 4 | 4 | 1 | 1 | - | - | - | |
| 4451 | Grocery stores | 384 | 1 084 | 4 432 | 17 | 6 | 3 | 3 | 3 | 1 | 1 | - | - | - | |
| 44511 | Grocery (except convenience) stores | 323 | 912 | 3 696 | 10 | 2 | 3 | 1 | 2 | 1 | 1 | - | - | - | |
| 445110 | Grocery (except convenience) stores | 323 | 912 | 3 696 | 10 | 2 | 3 | 1 | 2 | 1 | 1 | - | - | - | |
| 446 | Health & personal care stores | 109 | 409 | 1 792 | 12 | 5 | 2 | 4 | 1 | - | - | - | - | - | |
| 4461 | Health & personal care stores | 109 | 409 | 1 792 | 12 | 5 | 2 | 4 | 1 | - | - | - | - | - | |
| 448 | Clothing & clothing accessories stores | 315 | 712 | 2 759 | 29 | 12 | 7 | 5 | 4 | 1 | - | - | - | - | |
| 4481 | Clothing stores | 268 | 562 | 2 096 | 19 | 7 | 2 | 5 | 4 | 1 | - | - | - | - | |
| 44814 | Family clothing stores | 132 | 351 | 1 318 | 5 | 1 | - | 1 | 2 | 1 | - | - | - | - | |
| 448140 | Family clothing stores | 132 | 351 | 1 318 | 5 | 1 | - | 1 | 2 | 1 | - | - | - | - | |
| 451 | Sporting goods, hobby, book & music stores | 154 | 382 | 1 823 | 17 | 7 | 5 | 2 | 3 | - | - | - | - | - | |
| 4512 | Book, periodical & music stores | (C) | (D) | (D) | 7 | 1 | 2 | 2 | 2 | - | - | - | - | - | |
| 452 | General merchandise stores | 327 | 1 139 | 4 410 | 8 | 1 | 3 | 3 | - | - | - | 1 | - | - | |
| 4521 | Department stores | (E) | (D) | (D) | 1 | - | - | - | - | - | - | 1 | - | - | |
| 45211 | Department stores | (E) | (D) | (D) | 1 | - | - | - | - | - | - | 1 | - | - | |
| 453 | Miscellaneous store retailers | 185 | 583 | 2 335 | 25 | 15 | 5 | 3 | 1 | 1 | - | - | - | - | |
| 48-49 | Transportation & warehousing | 47 | 287 | 1 242 | 8 | 4 | 2 | 2 | - | - | - | - | - | - | |
| 51 | Information | 306 | 1 998 | 7 812 | 23 | 11 | - | 6 | 6 | - | - | - | - | - | |
| 511 | Publishing industries | (C) | (D) | (D) | 8 | 4 | - | 2 | 2 | - | - | - | - | - | |
| 5111 | Newspaper, periodical, book, database publishers | (C) | (D) | (D) | 8 | 4 | - | 2 | 2 | - | - | - | - | - | |
| 513 | Broadcasting & telecommunications | 179 | 1 249 | 4 615 | 13 | 6 | - | 3 | 4 | - | - | - | - | - | |
| 52 | Finance & insurance | 281 | 1 909 | 7 514 | 46 | 30 | 8 | 5 | 3 | - | - | - | - | - | |
| 522 | Credit intermediation & related activities | 206 | 1 333 | 5 219 | 31 | 20 | 5 | 4 | 2 | - | - | - | - | - | |
| 5221 | Depository credit intermediation | (C) | (D) | (D) | 16 | 5 | 5 | 4 | 2 | - | - | - | - | - | |
| 52211 | Commercial banking | 150 | 1 017 | 3 896 | 14 | 4 | 5 | 3 | 2 | - | - | - | - | - | |
| 522110 | Commercial banking | 150 | 1 017 | 3 896 | 14 | 4 | 5 | 3 | 2 | - | - | - | - | - | |
| 53 | Real estate & rental & leasing | 166 | 561 | 2 196 | 41 | 32 | 3 | 5 | 1 | - | - | - | - | - | |

See footnotes at end of table.

Table 6. Counties—Employees, Payroll, and Establishments by Industry: 2000—Con.

[Excludes most government employees, railroad employees, and self-employed persons. Size class 1 to 4 includes establishments with payroll, but no employees, during mid-March pay period. (D) denotes figures withheld to avoid disclosing data for individual companies; the data are included in broader industry totals. Detailed industries with 100 or more employees are shown if industry was not a (D). For explanation of terms, abbreviations, and data reliability/comparability, see introductory text]

| NAICS code | Industry | Number of employees for week including March 12 | Payroll (\$1,000) | | Total number of establishments | Number of establishments by employment-size class | | | | | | | | | |
|-----------------------|--|---|-------------------|----------------|--------------------------------|---|------------|------------|-----------|-----------|------------|------------|------------|---------------|--|
| | | | First quarter | Annual | | 1 to 4 | 5 to 9 | 10 to 19 | 20 to 49 | 50 to 99 | 100 to 249 | 250 to 499 | 500 to 999 | 1,000 or more | |
| LAFAYETTE—Con. | | | | | | | | | | | | | | | |
| 54 | Professional, scientific & technical services | 410 | 3 650 | 15 515 | 86 | 56 | 17 | 10 | 3 | — | — | — | — | — | |
| 541 | Professional, scientific & technical services | 410 | 3 650 | 15 515 | 86 | 56 | 17 | 10 | 3 | — | — | — | — | — | |
| 5411 | Legal services | 174 | 1 401 | 6 470 | 40 | 28 | 5 | 6 | 1 | — | — | — | — | — | |
| 54111 | Offices of lawyers | 174 | 1 401 | 6 470 | 40 | 28 | 5 | 6 | 1 | — | — | — | — | — | |
| 541110 | Offices of lawyers | 174 | 1 401 | 6 470 | 40 | 28 | 5 | 6 | 1 | — | — | — | — | — | |
| 55 | Management of companies & enterprises | (A) | (D) | (D) | 3 | 1 | 1 | 1 | — | — | — | — | — | — | |
| 56 | Admin, support, waste mgt, remediation services | 498 | 1 078 | 5 116 | 38 | 24 | 7 | 1 | 5 | — | — | 1 | — | — | |
| 561 | Administrative & support services | (E) | (D) | (D) | 37 | 23 | 7 | 1 | 5 | — | — | 1 | — | — | |
| 5614 | Business support services | 275 | 458 | 1 966 | 7 | 5 | 1 | — | — | — | — | 1 | — | — | |
| 56144 | Collection agencies | 269 | 438 | 1 806 | 4 | 2 | 1 | — | — | — | — | 1 | — | — | |
| 561440 | Collection agencies | 269 | 438 | 1 806 | 4 | 2 | 1 | — | — | — | — | 1 | — | — | |
| 61 | Educational services | 50 | 197 | 830 | 12 | 9 | 2 | — | 1 | — | — | — | — | — | |
| 62 | Health care and social assistance | 1 960 | 13 165 | 61 335 | 84 | 42 | 20 | 14 | 4 | 1 | 2 | — | 1 | — | |
| 621 | Ambulatory health care services | 447 | 5 475 | 28 234 | 63 | 33 | 13 | 13 | 4 | — | — | — | — | — | |
| 6211 | Offices of physicians | 294 | 4 296 | 22 786 | 39 | 18 | 10 | 8 | 3 | — | — | — | — | — | |
| 62111 | Offices of physicians | 294 | 4 296 | 22 786 | 39 | 18 | 10 | 8 | 3 | — | — | — | — | — | |
| 621111 | Offices of physicians (exc mental health) | 294 | 4 296 | 22 786 | 39 | 18 | 10 | 8 | 3 | — | — | — | — | — | |
| 622 | Hospitals | (F) | (D) | (D) | 1 | — | — | — | — | — | — | — | 1 | — | |
| 6221 | General medical & surgical hospitals | (F) | (D) | (D) | 1 | — | — | — | — | — | — | — | 1 | — | |
| 62211 | General medical & surgical hospitals | (F) | (D) | (D) | 1 | — | — | — | — | — | — | — | 1 | — | |
| 623 | Nursing & residential care facilities | (E) | (D) | (D) | 2 | — | — | — | — | — | 2 | — | — | — | |
| 6231 | Nursing care facilities | (E) | (D) | (D) | 2 | — | — | — | — | — | 2 | — | — | — | |
| 62311 | Nursing care facilities | (E) | (D) | (D) | 2 | — | — | — | — | — | 2 | — | — | — | |
| 624 | Social assistance | 176 | 482 | 2 110 | 18 | 9 | 7 | 1 | — | 1 | — | — | — | — | |
| 6243 | Vocational rehabilitation services | (C) | (D) | (D) | 2 | — | 1 | — | — | 1 | — | — | — | — | |
| 62431 | Vocational rehabilitation services | (C) | (D) | (D) | 2 | — | 1 | — | — | 1 | — | — | — | — | |
| 71 | Arts, entertainment & recreation | 69 | 103 | 441 | 6 | 2 | — | 3 | 1 | — | — | — | — | — | |
| 72 | Accommodation & food services | 1 781 | 3 631 | 14 795 | 101 | 32 | 16 | 16 | 29 | 7 | 1 | — | — | — | |
| 721 | Accommodation | 190 | 428 | 1 658 | 23 | 9 | 7 | 5 | 2 | — | — | — | — | — | |
| 722 | Food services & drinking places | 1 591 | 3 203 | 13 137 | 78 | 23 | 9 | 11 | 27 | 7 | 1 | — | — | — | |
| 7221 | Full-service restaurants | 619 | 1 222 | 5 010 | 34 | 10 | 4 | 7 | 10 | 3 | — | — | — | — | |
| 72211 | Full-service restaurants | 619 | 1 222 | 5 010 | 34 | 10 | 4 | 7 | 10 | 3 | — | — | — | — | |
| 722110 | Full-service restaurants | 619 | 1 222 | 5 010 | 34 | 10 | 4 | 7 | 10 | 3 | — | — | — | — | |
| 7222 | Limited-service eating places | 791 | 1 569 | 6 362 | 33 | 7 | 4 | 3 | 15 | 4 | — | — | — | — | |
| 72221 | Limited-service eating places | 791 | 1 569 | 6 362 | 33 | 7 | 4 | 3 | 15 | 4 | — | — | — | — | |
| 722211 | Limited-service restaurants | 760 | 1 507 | 6 098 | 30 | 6 | 3 | 2 | 15 | 4 | — | — | — | — | |
| 7223 | Special food services | 155 | 353 | 1 530 | 8 | 4 | 1 | 1 | 1 | — | 1 | — | — | — | |
| 72231 | Food service contractors | (C) | (D) | (D) | 2 | 1 | — | — | — | — | 1 | — | — | — | |
| 81 | Other services (except public administration) | 573 | 1 990 | 8 700 | 93 | 58 | 23 | 5 | 6 | 1 | — | — | — | — | |
| 811 | Repair & maintenance | 107 | 461 | 1 936 | 24 | 17 | 5 | — | 2 | — | — | — | — | — | |
| 812 | Personal & laundry services | 124 | 484 | 2 081 | 16 | 7 | 5 | 2 | 2 | — | — | — | — | — | |
| 813 | Religious, grantmaking, civic, prof & like organizations | 342 | 1 045 | 4 683 | 53 | 34 | 13 | 3 | 2 | 1 | — | — | — | — | |
| 8131 | Religious organizations | 267 | 639 | 2 683 | 34 | 23 | 5 | 3 | 2 | 1 | — | — | — | — | |
| 81311 | Religious organizations | 267 | 639 | 2 683 | 34 | 23 | 5 | 3 | 2 | 1 | — | — | — | — | |
| 813110 | Religious organizations | 267 | 639 | 2 683 | 34 | 23 | 5 | 3 | 2 | 1 | — | — | — | — | |
| 99 | Unclassified establishments | (A) | (D) | (D) | 12 | 11 | 1 | — | — | — | — | — | — | — | |
| LAMAR | | | | | | | | | | | | | | | |
| | Total | 7 707 | 38 116 | 161 823 | 720 | 358 | 162 | 106 | 72 | 14 | 7 | 1 | — | — | |
| 11 | Forestry, fishing, hunting, and agriculture support | 100 | 593 | 2 355 | 13 | 5 | 5 | 2 | 1 | — | — | — | — | — | |
| 113 | Forestry and logging | (C) | (D) | (D) | 12 | 4 | 5 | 2 | 1 | — | — | — | — | — | |
| 21 | Mining | (A) | (D) | (D) | 2 | 1 | — | 1 | — | — | — | — | — | — | |
| 22 | Utilities | 187 | 1 770 | 7 101 | 14 | 9 | 2 | 1 | 1 | 1 | — | — | — | — | |
| 221 | Utilities | 187 | 1 770 | 7 101 | 14 | 9 | 2 | 1 | 1 | 1 | — | — | — | — | |
| 2211 | Elec pwr generation, transmsn & distribution | 155 | 1 581 | 6 354 | 6 | 3 | — | 1 | 1 | 1 | — | — | — | — | |
| 23 | Construction | 753 | 3 253 | 13 830 | 94 | 54 | 20 | 12 | 6 | 2 | — | — | — | — | |
| 233 | Building, developing & general contracting | 394 | 1 964 | 8 349 | 37 | 23 | 5 | 3 | 4 | 2 | — | — | — | — | |
| 2333 | Nonresidential building construction | (E) | (D) | (D) | 14 | 4 | 3 | 1 | 4 | 2 | — | — | — | — | |
| 23332 | Commercial & institutional bldg construction | 314 | 1 670 | 6 871 | 13 | 3 | 3 | 1 | 4 | 2 | — | — | — | — | |
| 233320 | Commercial & institutional bldg construction | 314 | 1 670 | 6 871 | 13 | 3 | 3 | 1 | 4 | 2 | — | — | — | — | |
| 235 | Special trade contractors | 326 | 1 183 | 5 054 | 52 | 30 | 13 | 7 | 2 | — | — | — | — | — | |
| 2354 | Masonry, drywall, insulation, tile contractors | 157 | 491 | 1 933 | 12 | 4 | 2 | 4 | 2 | — | — | — | — | — | |
| 31-33 | Manufacturing | 521 | 3 512 | 14 026 | 17 | 4 | 3 | 5 | 4 | — | — | 1 | — | — | |
| 335 | Electrical equip, appliance & component mfg | (E) | (D) | (D) | 1 | — | — | — | — | — | — | 1 | — | — | |
| 3353 | Electrical equipment mfg | (E) | (D) | (D) | 1 | — | — | — | — | — | — | 1 | — | — | |
| 33531 | Electrical equipment mfg | (E) | (D) | (D) | 1 | — | — | — | — | — | — | 1 | — | — | |

See footnotes at end of table.

Table 6. Counties—Employees, Payroll, and Establishments by Industry: 2000—Con.

[Excludes most government employees, railroad employees, and self-employed persons. Size class 1 to 4 includes establishments with payroll, but no employees, during mid-March pay period. (D) denotes figures withheld to avoid disclosing data for individual companies; the data are included in broader industry totals. Detailed industries with 100 or more employees are shown if industry was not a (D). For explanation of terms, abbreviations, and data reliability/comparability, see introductory text]

| NAICS code | Industry | Number of employees for week including March 12 | Payroll (\$1,000) | | Total number of establishments | Number of establishments by employment-size class | | | | | | | | |
|-------------------|--|---|-------------------|---------------|--------------------------------|---|-----------|-----------|-----------|----------|------------|------------|------------|---------------|
| | | | First quarter | Annual | | 1 to 4 | 5 to 9 | 10 to 19 | 20 to 49 | 50 to 99 | 100 to 249 | 250 to 499 | 500 to 999 | 1,000 or more |
| LAMAR—Con. | | | | | | | | | | | | | | |
| 42 | Wholesale trade | 257 | 1 680 | 6 925 | 33 | 20 | 3 | 7 | 2 | 1 | — | — | — | — |
| 421 | Wholesale trade, durable goods | 181 | 1 224 | 5 108 | 22 | 15 | 2 | 2 | 2 | 1 | — | — | — | — |
| 44-45 | Retail trade | 2 182 | 8 236 | 32 841 | 185 | 73 | 59 | 32 | 15 | 2 | 4 | — | — | — |
| 441 | Motor vehicle & parts dealers | 190 | 1 262 | 5 145 | 21 | 12 | 4 | 3 | 1 | 1 | — | — | — | — |
| 4411 | Automobile dealers | (C) | (D) | (D) | 5 | 2 | — | 2 | — | 1 | — | — | — | — |
| 444 | Bldg material & garden equip & supp dealers | 332 | 1 717 | 6 324 | 16 | 5 | 7 | 1 | 2 | — | 1 | — | — | — |
| 4441 | Building material & supplies dealers | 315 | 1 663 | 6 068 | 11 | 3 | 4 | 1 | 2 | — | 1 | — | — | — |
| 44411 | Home centers | (E) | (D) | (D) | 2 | — | — | — | 1 | — | 1 | — | — | — |
| 445 | Food & beverage stores | 148 | 357 | 1 382 | 16 | 8 | 3 | 2 | 3 | — | — | — | — | — |
| 4451 | Grocery stores | 126 | 316 | 1 163 | 9 | 3 | 1 | 2 | 3 | — | — | — | — | — |
| 446 | Health & personal care stores | 121 | 626 | 2 536 | 17 | 4 | 11 | 1 | 1 | — | — | — | — | — |
| 4461 | Health & personal care stores | 121 | 626 | 2 536 | 17 | 4 | 11 | 1 | 1 | — | — | — | — | — |
| 447 | Gasoline stations | 113 | 308 | 1 181 | 11 | 3 | 3 | 4 | 1 | — | — | — | — | — |
| 4471 | Gasoline stations | 113 | 308 | 1 181 | 11 | 3 | 3 | 4 | 1 | — | — | — | — | — |
| 44711 | Gasoline stations with convenience stores | 103 | 285 | 1 079 | 8 | 1 | 2 | 4 | 1 | — | — | — | — | — |
| 447110 | Gasoline stations with convenience stores | 103 | 285 | 1 079 | 8 | 1 | 2 | 4 | 1 | — | — | — | — | — |
| 448 | Clothing & clothing accessories stores | 471 | 1 287 | 5 238 | 41 | 14 | 11 | 11 | 4 | — | 1 | — | — | — |
| 4481 | Clothing stores | 362 | 947 | 3 927 | 26 | 7 | 8 | 7 | 3 | — | 1 | — | — | — |
| 44814 | Family clothing stores | 216 | 619 | 2 619 | 8 | 2 | 1 | 2 | 2 | — | 1 | — | — | — |
| 448140 | Family clothing stores | 216 | 619 | 2 619 | 8 | 2 | 1 | 2 | 2 | — | 1 | — | — | — |
| 452 | General merchandise stores | 463 | 1 410 | 5 800 | 13 | 2 | 7 | 1 | — | 1 | 2 | — | — | — |
| 4521 | Department stores | (E) | (D) | (D) | 2 | — | — | — | — | — | 2 | — | — | — |
| 45211 | Department stores | (E) | (D) | (D) | 2 | — | — | — | — | — | 2 | — | — | — |
| 4529 | Other general merchandise stores | (C) | (D) | (D) | 11 | 2 | 7 | 1 | — | 1 | — | — | — | — |
| 45299 | All other general merchandise stores | (C) | (D) | (D) | 11 | 2 | 7 | 1 | — | 1 | — | — | — | — |
| 453 | Miscellaneous store retailers | 153 | 472 | 1 846 | 24 | 14 | 5 | 3 | 2 | — | — | — | — | — |
| 48-49 | Transportation & warehousing | 433 | 2 653 | 10 683 | 41 | 23 | 9 | 4 | 3 | 1 | 1 | — | — | — |
| 484 | Truck transportation | 405 | 2 361 | 9 993 | 36 | 19 | 9 | 4 | 2 | 1 | 1 | — | — | — |
| 4841 | General freight trucking | 206 | 1 251 | 4 815 | 17 | 10 | 3 | 2 | 1 | — | 1 | — | — | — |
| 48412 | General freight trucking, long-distance | 172 | 1 011 | 3 875 | 12 | 7 | 2 | 2 | — | — | 1 | — | — | — |
| 484121 | General freight trucking, long-distance, TL | 168 | 986 | 3 749 | 9 | 4 | 2 | 2 | — | — | 1 | — | — | — |
| 4842 | Specialized freight trucking | 199 | 1 110 | 5 178 | 19 | 9 | 6 | 2 | 1 | 1 | — | — | — | — |
| 48422 | Specialized freight (exc used) trucking, local | 157 | 901 | 4 256 | 13 | 5 | 6 | 1 | — | 1 | — | — | — | — |
| 484220 | Specialized freight (exc used) trucking, local | 157 | 901 | 4 256 | 13 | 5 | 6 | 1 | — | 1 | — | — | — | — |
| 51 | Information | 73 | 238 | 1 249 | 6 | 3 | 1 | 1 | 1 | — | — | — | — | — |
| 52 | Finance & insurance | 249 | 1 757 | 6 253 | 38 | 25 | 6 | 5 | 1 | 1 | — | — | — | — |
| 522 | Credit intermediation & related activities | 186 | 1 294 | 4 574 | 22 | 14 | 3 | 3 | 1 | 1 | — | — | — | — |
| 5221 | Depository credit intermediation | 124 | 821 | 3 266 | 9 | 4 | 2 | 2 | — | 1 | — | — | — | — |
| 52211 | Commercial banking | 115 | 769 | 3 049 | 6 | 1 | 2 | 2 | — | 1 | — | — | — | — |
| 522110 | Commercial banking | 115 | 769 | 3 049 | 6 | 1 | 2 | 2 | — | 1 | — | — | — | — |
| 53 | Real estate & rental & leasing | 99 | 461 | 1 951 | 25 | 19 | 4 | 1 | 1 | — | — | — | — | — |
| 54 | Professional, scientific & technical services | 313 | 2 864 | 15 505 | 37 | 19 | 8 | 5 | 4 | 1 | — | — | — | — |
| 541 | Professional, scientific & technical services | 313 | 2 864 | 15 505 | 37 | 19 | 8 | 5 | 4 | 1 | — | — | — | — |
| 5411 | Legal services | (C) | (D) | (D) | 8 | 3 | 3 | 1 | — | 1 | — | — | — | — |
| 54111 | Offices of lawyers | (C) | (D) | (D) | 7 | 3 | 3 | — | — | 1 | — | — | — | — |
| 55 | Management of companies & enterprises | (B) | (D) | (D) | 1 | — | — | — | — | 1 | — | — | — | — |
| 56 | Admin, support, waste mgt, remediation services | 140 | 532 | 2 362 | 21 | 14 | 5 | 1 | — | 1 | — | — | — | — |
| 561 | Administrative & support services | (C) | (D) | (D) | 20 | 13 | 5 | 1 | — | 1 | — | — | — | — |
| 61 | Educational services | 173 | 397 | 1 162 | 6 | 2 | — | 1 | 2 | — | 1 | — | — | — |
| 611 | Educational services | 173 | 397 | 1 162 | 6 | 2 | — | 1 | 2 | — | 1 | — | — | — |
| 6111 | Elementary & secondary schools | (C) | (D) | (D) | 3 | — | — | 1 | 1 | — | 1 | — | — | — |
| 61111 | Elementary & secondary schools | (C) | (D) | (D) | 3 | — | — | 1 | 1 | — | 1 | — | — | — |
| 62 | Health care and social assistance | 679 | 5 775 | 27 935 | 64 | 28 | 17 | 10 | 8 | — | 1 | — | — | — |
| 621 | Ambulatory health care services | 483 | 5 238 | 25 511 | 52 | 22 | 16 | 6 | 8 | — | — | — | — | — |
| 6211 | Offices of physicians | 272 | 3 995 | 20 027 | 25 | 8 | 8 | 4 | 5 | — | — | — | — | — |
| 62111 | Offices of physicians | 272 | 3 995 | 20 027 | 25 | 8 | 8 | 4 | 5 | — | — | — | — | — |
| 6212 | Offices of dentists | 121 | 731 | 3 489 | 14 | 6 | 5 | 1 | 2 | — | — | — | — | — |
| 62121 | Offices of dentists | 121 | 731 | 3 489 | 14 | 6 | 5 | 1 | 2 | — | — | — | — | — |
| 621210 | Offices of dentists | 121 | 731 | 3 489 | 14 | 6 | 5 | 1 | 2 | — | — | — | — | — |
| 623 | Nursing & residential care facilities | (C) | (D) | (D) | 2 | 1 | — | — | — | — | 1 | — | — | — |
| 6231 | Nursing care facilities | (C) | (D) | (D) | 1 | — | — | — | — | — | 1 | — | — | — |
| 62311 | Nursing care facilities | (C) | (D) | (D) | 1 | — | — | — | — | — | 1 | — | — | — |
| 71 | Arts, entertainment & recreation | 67 | 293 | 1 181 | 5 | 1 | 2 | 1 | 1 | — | — | — | — | — |

See footnotes at end of table.

Table 6. Counties—Employees, Payroll, and Establishments by Industry: 2000—Con.

[Excludes most government employees, railroad employees, and self-employed persons. Size class 1 to 4 includes establishments with payroll, but no employees, during mid-March pay period. (D) denotes figures withheld to avoid disclosing data for individual companies; the data are included in broader industry totals. Detailed industries with 100 or more employees are shown if industry was not a (D). For explanation of terms, abbreviations, and data reliability/comparability, see introductory text]

| NAICS code | Industry | Number of employees for week including March 12 | Payroll (\$1,000) | | Total number of establishments | Number of establishments by employment-size class | | | | | | | | | |
|-------------------|---|---|-------------------|----------------|--------------------------------|---|------------|------------|------------|-----------|------------|------------|------------|---------------|--|
| | | | First quarter | Annual | | 1 to 4 | 5 to 9 | 10 to 19 | 20 to 49 | 50 to 99 | 100 to 249 | 250 to 499 | 500 to 999 | 1,000 or more | |
| LAMAR—Con. | | | | | | | | | | | | | | | |
| 72 | Accommodation & food services | 999 | 2 170 | 8 729 | 43 | 5 | 7 | 9 | 20 | 2 | — | — | — | — | |
| 722 | Food services & drinking places | 921 | 1 891 | 7 768 | 40 | 5 | 7 | 9 | 17 | 2 | — | — | — | — | |
| 7221 | Full-service restaurants | 383 | 844 | 3 486 | 12 | 1 | — | 4 | 5 | 2 | — | — | — | — | |
| 72211 | Full-service restaurants | 383 | 844 | 3 486 | 12 | 1 | — | 4 | 5 | 2 | — | — | — | — | |
| 722110 | Full-service restaurants | 383 | 844 | 3 486 | 12 | 1 | — | 4 | 5 | 2 | — | — | — | — | |
| 7222 | Limited-service eating places | 538 | 1 047 | 4 282 | 28 | 4 | 7 | 5 | 12 | — | — | — | — | — | |
| 72221 | Limited-service eating places | 538 | 1 047 | 4 282 | 28 | 4 | 7 | 5 | 12 | — | — | — | — | — | |
| 722211 | Limited-service restaurants | 455 | 789 | 3 182 | 22 | 4 | 3 | 4 | 11 | — | — | — | — | — | |
| 81 | Other services (except public administration) | 406 | 1 329 | 5 303 | 66 | 44 | 11 | 8 | 2 | 1 | — | — | — | — | |
| 811 | Repair & maintenance | 161 | 693 | 2 722 | 20 | 14 | 2 | 2 | 1 | 1 | — | — | — | — | |
| 8111 | Automotive repair & maintenance | 126 | 475 | 1 851 | 13 | 10 | — | 1 | 1 | 1 | — | — | — | — | |
| 813 | Religious, grantmaking, civic, prof & like organizations | 189 | 496 | 1 913 | 32 | 20 | 7 | 4 | 1 | — | — | — | — | — | |
| 8131 | Religious organizations | 165 | 399 | 1 584 | 29 | 18 | 7 | 3 | 1 | — | — | — | — | — | |
| 81311 | Religious organizations | 165 | 399 | 1 584 | 29 | 18 | 7 | 3 | 1 | — | — | — | — | — | |
| 813110 | Religious organizations | 165 | 399 | 1 584 | 29 | 18 | 7 | 3 | 1 | — | — | — | — | — | |
| 95 | Auxiliaries (exc corporate, subsidiary & regional mgt) | (A) | (D) | (D) | 1 | 1 | — | — | — | — | — | — | — | — | |
| 99 | Unclassified establishments | 6 | 10 | 164 | 8 | 8 | — | — | — | — | — | — | — | — | |
| LAUDERDALE | | | | | | | | | | | | | | | |
| | Total | 31 183 | 179 804 | 751 497 | 2 100 | 1 031 | 464 | 297 | 203 | 58 | 36 | 7 | 3 | 1 | |
| 11 | Forestry, fishing, hunting, and agriculture support | 65 | 532 | 2 016 | 18 | 12 | 4 | 2 | — | — | — | — | — | — | |
| 21 | Mining | (A) | (D) | (D) | 1 | 1 | — | — | — | — | — | — | — | — | |
| 22 | Utilities | 302 | 3 384 | 12 583 | 18 | 7 | 5 | 3 | 2 | 1 | — | — | — | — | |
| 221 | Utilities | 302 | 3 384 | 12 583 | 18 | 7 | 5 | 3 | 2 | 1 | — | — | — | — | |
| 2211 | Elec pwr generation, transmsn & distribution | (C) | (D) | (D) | 10 | 5 | — | 3 | 1 | — | 1 | — | — | — | |
| 22112 | Electric pwr transmsn, control & distribution | (C) | (D) | (D) | 9 | 5 | — | 2 | 1 | — | 1 | — | — | — | |
| 23 | Construction | 1 554 | 8 715 | 36 762 | 173 | 100 | 31 | 21 | 19 | 1 | 1 | — | — | — | |
| 233 | Building, developing & general contracting | 352 | 1 723 | 6 560 | 56 | 36 | 8 | 7 | 5 | — | — | — | — | — | |
| 2332 | Residential building construction | 120 | 518 | 2 116 | 38 | 31 | 6 | 1 | — | — | — | — | — | — | |
| 23321 | Single-family housing construction | 120 | 518 | 2 116 | 38 | 31 | 6 | 1 | — | — | — | — | — | — | |
| 233210 | Single-family housing construction | 120 | 518 | 2 116 | 38 | 31 | 6 | 1 | — | — | — | — | — | — | |
| 2333 | Nonresidential building construction | (C) | (D) | (D) | 17 | 4 | 2 | 6 | 5 | — | — | — | — | — | |
| 23332 | Commercial & institutional bldg construction | (C) | (D) | (D) | 16 | 4 | 2 | 5 | 5 | — | — | — | — | — | |
| 235 | Special trade contractors | 1 181 | 6 917 | 29 889 | 110 | 58 | 22 | 14 | 14 | 1 | 1 | — | — | — | |
| 2351 | Plumbing, heating & AC contractor | 314 | 1 837 | 7 394 | 35 | 19 | 7 | 5 | 4 | — | — | — | — | — | |
| 23511 | Plumbing, heating & AC contractor | 314 | 1 837 | 7 394 | 35 | 19 | 7 | 5 | 4 | — | — | — | — | — | |
| 235110 | Plumbing, heating & AC contractor | 314 | 1 837 | 7 394 | 35 | 19 | 7 | 5 | 4 | — | — | — | — | — | |
| 2353 | Electrical contractors | 192 | 1 183 | 5 183 | 20 | 10 | 6 | 1 | 2 | 1 | — | — | — | — | |
| 23531 | Electrical contractors | 192 | 1 183 | 5 183 | 20 | 10 | 6 | 1 | 2 | 1 | — | — | — | — | |
| 235310 | Electrical contractors | 192 | 1 183 | 5 183 | 20 | 10 | 6 | 1 | 2 | 1 | — | — | — | — | |
| 2354 | Masonry, drywall, insulation, tile contractors | 287 | 2 052 | 8 576 | 9 | 5 | 1 | 1 | 1 | — | 1 | — | — | — | |
| 23542 | Drywall, acoustical & insulation contractors | (E) | (D) | (D) | 4 | 1 | 1 | — | 1 | — | 1 | — | — | — | |
| 2356 | Roofing, siding, & sheet metal contractors | 109 | 349 | 2 535 | 11 | 6 | 1 | 1 | 3 | — | — | — | — | — | |
| 23561 | Roofing, siding, & sheet metal contractors | 109 | 349 | 2 535 | 11 | 6 | 1 | 1 | 3 | — | — | — | — | — | |
| 235610 | Roofing, siding, & sheet metal contractors | 109 | 349 | 2 535 | 11 | 6 | 1 | 1 | 3 | — | — | — | — | — | |
| 2359 | Other special trade contractors | 147 | 916 | 3 748 | 16 | 9 | — | 5 | 2 | — | — | — | — | — | |
| 31-33 | Manufacturing | 5 261 | 36 780 | 147 245 | 82 | 28 | 10 | 10 | 17 | 7 | 6 | 3 | — | 1 | |
| 311 | Food mfg | (E) | (D) | (D) | 2 | — | — | — | — | 1 | — | 1 | — | — | |
| 3118 | Bakeries & tortilla mfg | (E) | (D) | (D) | 1 | — | — | — | — | — | — | 1 | — | — | |
| 31181 | Bread & bakery product mfg | (E) | (D) | (D) | 1 | — | — | — | — | — | — | 1 | — | — | |
| 312 | Beverage & tobacco product mfg | (C) | (D) | (D) | 2 | — | — | 1 | — | — | 1 | — | — | — | |
| 3121 | Beverage mfg | (C) | (D) | (D) | 2 | — | — | 1 | — | — | 1 | — | — | — | |
| 31211 | Soft drink & ice mfg | (C) | (D) | (D) | 2 | — | — | 1 | — | — | 1 | — | — | — | |
| 315 | Apparel manufacturing | (C) | (D) | (D) | 3 | — | 1 | — | 1 | 1 | — | — | — | — | |
| 3151 | Apparel knitting mills | (C) | (D) | (D) | 2 | — | — | — | 1 | 1 | — | — | — | — | |
| 321 | Wood product mfg | (C) | (D) | (D) | 7 | 3 | 1 | 1 | — | 1 | 1 | — | — | — | |
| 3219 | Other wood product mfg | (C) | (D) | (D) | 5 | 3 | — | 1 | — | — | 1 | — | — | — | |
| 32199 | All other wood product mfg | (C) | (D) | (D) | 3 | 2 | — | — | — | — | 1 | — | — | — | |
| 322 | Paper mfg | (C) | (D) | (D) | 2 | — | — | — | 1 | 1 | — | — | — | — | |
| 3222 | Converted paper product mfg | (C) | (D) | (D) | 2 | — | — | — | 1 | 1 | — | — | — | — | |
| 323 | Printing & related support activities | 566 | 4 095 | 14 384 | 9 | 3 | 2 | 2 | 1 | — | — | 1 | — | — | |
| 3231 | Printing & related support activities | 566 | 4 095 | 14 384 | 9 | 3 | 2 | 2 | 1 | — | — | 1 | — | — | |
| 32311 | Printing | 566 | 4 095 | 14 384 | 9 | 3 | 2 | 2 | 1 | — | — | 1 | — | — | |
| 324 | Petroleum & coal products mfg | (C) | (D) | (D) | 1 | — | — | — | — | — | 1 | — | — | — | |
| 3241 | Petroleum & coal products mfg | (C) | (D) | (D) | 1 | — | — | — | — | — | 1 | — | — | — | |
| 32412 | Asphalt paving, roofing & saturated mat mfg | (C) | (D) | (D) | 1 | — | — | — | — | — | 1 | — | — | — | |
| 327 | Nonmetallic mineral product mfg | 251 | 2 009 | 8 266 | 4 | 1 | — | — | 2 | — | 1 | — | — | — | |
| 3279 | Other nonmetallic mineral product mfg | (C) | (D) | (D) | 2 | 1 | — | — | — | — | 1 | — | — | — | |
| 32799 | All other nonmetallic mineral product mfg | (C) | (D) | (D) | 2 | 1 | — | — | — | — | 1 | — | — | — | |

See footnotes at end of table.

Table 6. Counties—Employees, Payroll, and Establishments by Industry: 2000—Con.

[Excludes most government employees, railroad employees, and self-employed persons. Size class 1 to 4 includes establishments with payroll, but no employees, during mid-March pay period. (D) denotes figures withheld to avoid disclosing data for individual companies; the data are included in broader industry totals. Detailed industries with 100 or more employees are shown if industry was not a (D). For explanation of terms, abbreviations, and data reliability/comparability, see introductory text]

| NAICS code | Industry | Number of employees for week including March 12 | Payroll (\$1,000) | | Total number of establishments | Number of establishments by employment-size class | | | | | | | | |
|----------------------|--|---|-------------------|---------------|--------------------------------|---|-----------|-----------|-----------|----------|------------|------------|------------|---------------|
| | | | First quarter | Annual | | 1 to 4 | 5 to 9 | 10 to 19 | 20 to 49 | 50 to 99 | 100 to 249 | 250 to 499 | 500 to 999 | 1,000 or more |
| LAWRENCE—Con. | | | | | | | | | | | | | | |
| 31-33 | Manufacturing | (F) | (D) | (D) | 10 | 3 | 2 | — | 2 | — | 2 | — | 1 | — |
| 315 | Apparel manufacturing | (C) | (D) | (D) | 1 | — | — | — | — | — | 1 | — | — | — |
| 3152 | Cut & sew apparel mfg | (C) | (D) | (D) | 1 | — | — | — | — | — | 1 | — | — | — |
| 31521 | Cut & sew apparel contractors | (C) | (D) | (D) | 1 | — | — | — | — | — | 1 | — | — | — |
| 321 | Wood product mfg | (C) | (D) | (D) | 5 | 1 | 1 | — | 2 | — | 1 | — | — | — |
| 3211 | Sawmills & wood preservation | (C) | (D) | (D) | 3 | — | — | — | 2 | — | 1 | — | — | — |
| 32111 | Sawmills & wood preservation | (C) | (D) | (D) | 3 | — | — | — | 2 | — | 1 | — | — | — |
| 322 | Paper mfg | (F) | (D) | (D) | 1 | — | — | — | — | — | — | — | 1 | — |
| 3221 | Pulp, paper & paperboard mills | (F) | (D) | (D) | 1 | — | — | — | — | — | — | — | 1 | — |
| 32213 | Paperboard mills | (F) | (D) | (D) | 1 | — | — | — | — | — | — | — | 1 | — |
| 42 | Wholesale trade | (B) | (D) | (D) | 4 | — | 3 | 1 | — | — | — | — | — | — |
| 44-45 | Retail trade | 286 | 939 | 3 626 | 49 | 29 | 11 | 7 | 1 | 1 | — | — | — | — |
| 48-49 | Transportation & warehousing | 88 | 569 | 2 446 | 22 | 15 | 3 | 4 | — | — | — | — | — | — |
| 51 | Information | (B) | (D) | (D) | 5 | 1 | 2 | 2 | — | — | — | — | — | — |
| 52 | Finance & insurance | (B) | (D) | (D) | 9 | 5 | 3 | 1 | — | — | — | — | — | — |
| 53 | Real estate & rental & leasing | (A) | (D) | (D) | 2 | 2 | — | — | — | — | — | — | — | — |
| 54 | Professional, scientific & technical services | (B) | (D) | (D) | 9 | 8 | 1 | — | — | — | — | — | — | — |
| 55 | Management of companies & enterprises | (A) | (D) | (D) | 1 | — | 1 | — | — | — | — | — | — | — |
| 56 | Admin, support, waste mgt, remediation services | (B) | (D) | (D) | 4 | 1 | — | 2 | 1 | — | — | — | — | — |
| 62 | Health care and social assistance | 311 | 1 384 | 5 364 | 14 | 6 | 5 | 1 | — | 1 | 1 | — | — | — |
| 622 | Hospitals | (C) | (D) | (D) | 1 | — | — | — | — | — | 1 | — | — | — |
| 6221 | General medical & surgical hospitals | (C) | (D) | (D) | 1 | — | — | — | — | — | 1 | — | — | — |
| 62211 | General medical & surgical hospitals | (C) | (D) | (D) | 1 | — | — | — | — | — | 1 | — | — | — |
| 71 | Arts, entertainment & recreation | (A) | (D) | (D) | 1 | 1 | — | — | — | — | — | — | — | — |
| 72 | Accommodation & food services | 85 | 137 | 566 | 13 | 7 | 3 | 2 | 1 | — | — | — | — | — |
| 81 | Other services (except public administration) | 147 | 360 | 1 427 | 34 | 26 | 5 | 2 | 1 | — | — | — | — | — |
| 813 | Religious, grantmaking, civic, prof & like organizations | 123 | 250 | 971 | 28 | 21 | 5 | 1 | 1 | — | — | — | — | — |
| 8131 | Religious organizations | 112 | 226 | 874 | 24 | 17 | 5 | 1 | 1 | — | — | — | — | — |
| 81311 | Religious organizations | 112 | 226 | 874 | 24 | 17 | 5 | 1 | 1 | — | — | — | — | — |
| 813110 | Religious organizations | 112 | 226 | 874 | 24 | 17 | 5 | 1 | 1 | — | — | — | — | — |
| 99 | Unclassified establishments | (A) | (D) | (D) | 4 | 4 | — | — | — | — | — | — | — | — |
| LEAKE | | | | | | | | | | | | | | |
| | Total | 6 027 | 24 512 | 99 368 | 341 | 216 | 59 | 40 | 13 | 5 | 5 | 2 | — | 1 |
| 11 | Forestry, fishing, hunting, and agriculture support | 80 | 400 | 1 616 | 19 | 15 | 3 | — | 1 | — | — | — | — | — |
| 22 | Utilities | (B) | (D) | (D) | 7 | 6 | — | — | — | 1 | — | — | — | — |
| 23 | Construction | 106 | 416 | 1 860 | 27 | 23 | 1 | 3 | — | — | — | — | — | — |
| 31-33 | Manufacturing | 3 274 | 11 569 | 46 092 | 16 | 6 | 2 | 1 | 2 | 1 | 2 | 1 | — | 1 |
| 311 | Food mfg | (H) | (D) | (D) | 3 | — | 1 | — | — | — | 1 | — | — | 1 |
| 3116 | Animal slaughtering & processing | (H) | (D) | (D) | 1 | — | — | — | — | — | — | — | — | 1 |
| 31161 | Animal slaughtering & processing | (H) | (D) | (D) | 1 | — | — | — | — | — | — | — | — | 1 |
| 3119 | Other food mfg | (C) | (D) | (D) | 2 | — | 1 | — | — | — | 1 | — | — | — |
| 31199 | All other food mfg | (C) | (D) | (D) | 1 | — | — | — | — | — | 1 | — | — | — |
| 315 | Apparel manufacturing | (E) | (D) | (D) | 3 | 1 | — | — | — | 1 | 1 | — | — | — |
| 3152 | Cut & sew apparel mfg | (E) | (D) | (D) | 3 | 1 | — | — | — | 1 | 1 | — | — | — |
| 31522 | Men's, boys' cut & sew apparel mfg | (C) | (D) | (D) | 1 | — | — | — | — | — | 1 | — | — | — |
| 336 | Transportation equipment mfg | (E) | (D) | (D) | 1 | — | — | — | — | — | — | — | 1 | — |
| 3363 | Motor vehicle parts mfg | (E) | (D) | (D) | 1 | — | — | — | — | — | — | — | 1 | — |
| 33635 | MV transmission & power train parts mfg | (E) | (D) | (D) | 1 | — | — | — | — | — | — | — | 1 | — |
| 42 | Wholesale trade | 119 | 728 | 2 644 | 15 | 6 | 7 | 1 | 1 | — | — | — | — | — |
| 44-45 | Retail trade | 760 | 2 924 | 12 501 | 86 | 43 | 24 | 15 | 3 | — | 1 | — | — | — |
| 441 | Motor vehicle & parts dealers | 135 | 778 | 3 188 | 16 | 6 | 5 | 3 | 2 | — | — | — | — | — |
| 445 | Food & beverage stores | 102 | 323 | 1 310 | 13 | 8 | — | 4 | 1 | — | — | — | — | — |
| 4451 | Grocery stores | 102 | 323 | 1 310 | 13 | 8 | — | 4 | 1 | — | — | — | — | — |
| 452 | General merchandise stores | 245 | 768 | 3 408 | 7 | 2 | 3 | 1 | — | — | 1 | — | — | — |
| 4521 | Department stores | (C) | (D) | (D) | 1 | — | — | — | — | — | 1 | — | — | — |
| 45211 | Department stores | (C) | (D) | (D) | 1 | — | — | — | — | — | 1 | — | — | — |
| 48-49 | Transportation & warehousing | 116 | 535 | 2 359 | 27 | 20 | 5 | 1 | 1 | — | — | — | — | — |
| 484 | Truck transportation | 103 | 495 | 2 197 | 23 | 17 | 4 | 1 | 1 | — | — | — | — | — |
| 51 | Information | 28 | 220 | 879 | 4 | 2 | — | 2 | — | — | — | — | — | — |
| 52 | Finance & insurance | 180 | 1 189 | 4 616 | 21 | 15 | 2 | 3 | — | 1 | — | — | — | — |
| 522 | Credit intermediation & related activities | 155 | 1 060 | 4 104 | 14 | 9 | 2 | 2 | — | 1 | — | — | — | — |
| 5221 | Depository credit intermediation | 135 | 929 | 3 507 | 7 | 2 | 2 | 2 | — | 1 | — | — | — | — |
| 52211 | Commercial banking | 135 | 929 | 3 507 | 7 | 2 | 2 | 2 | — | 1 | — | — | — | — |
| 522110 | Commercial banking | 135 | 929 | 3 507 | 7 | 2 | 2 | 2 | — | 1 | — | — | — | — |

See footnotes at end of table.

Table 6. Counties—Employees, Payroll, and Establishments by Industry: 2000—Con.

[Excludes most government employees, railroad employees, and self-employed persons. Size class 1 to 4 includes establishments with payroll, but no employees, during mid-March pay period. (D) denotes figures withheld to avoid disclosing data for individual companies; the data are included in broader industry totals. Detailed industries with 100 or more employees are shown if industry was not a (D). For explanation of terms, abbreviations, and data reliability/comparability, see introductory text]

| NAICS code | Industry | Number of employees for week including March 12 | Payroll (\$1,000) | | Total number of establishments | Number of establishments by employment-size class | | | | | | | | |
|-------------------|---|---|-------------------|------------------|--------------------------------|---|------------|------------|------------|-----------|------------|------------|------------|---------------|
| | | | First quarter | Annual | | 1 to 4 | 5 to 9 | 10 to 19 | 20 to 49 | 50 to 99 | 100 to 249 | 250 to 499 | 500 to 999 | 1,000 or more |
| LEAKE—Con. | | | | | | | | | | | | | | |
| 53 | Real estate & rental & leasing | 4 | 10 | 44 | 4 | 4 | — | — | — | — | — | — | — | — |
| 54 | Professional, scientific & technical services | 108 | 259 | 677 | 16 | 12 | 1 | 2 | — | 1 | — | — | — | — |
| 541 | Professional, scientific & technical services | 108 | 259 | 677 | 16 | 12 | 1 | 2 | — | 1 | — | — | — | — |
| 55 | Management of companies & enterprises | (A) | (D) | (D) | 2 | — | 2 | — | — | — | — | — | — | — |
| 56 | Admin, support, waste mgt, remediation services | 66 | 346 | 1 724 | 6 | 5 | — | — | — | 1 | — | — | — | — |
| 61 | Educational services | (B) | (D) | (D) | 3 | 2 | — | — | 1 | — | — | — | — | — |
| 62 | Health care and social assistance | 748 | 3 826 | 15 655 | 23 | 7 | 6 | 6 | 1 | — | 2 | 1 | — | — |
| 621 | Ambulatory health care services | 346 | 2 270 | 9 021 | 15 | 6 | 5 | 3 | — | — | — | 1 | — | — |
| 6216 | Home health care services | (E) | (D) | (D) | 1 | — | — | — | — | — | — | 1 | — | — |
| 62161 | Home health care services | (E) | (D) | (D) | 1 | — | — | — | — | — | — | 1 | — | — |
| 622 | Hospitals | (C) | (D) | (D) | 1 | — | — | — | — | — | — | 1 | — | — |
| 6221 | General medical & surgical hospitals | (C) | (D) | (D) | 1 | — | — | — | — | — | — | 1 | — | — |
| 62211 | General medical & surgical hospitals | (C) | (D) | (D) | 1 | — | — | — | — | — | — | 1 | — | — |
| 623 | Nursing & residential care facilities | (C) | (D) | (D) | 2 | — | — | — | 1 | — | 1 | — | — | — |
| 6231 | Nursing care facilities | (C) | (D) | (D) | 1 | — | — | — | — | — | — | 1 | — | — |
| 62311 | Nursing care facilities | (C) | (D) | (D) | 1 | — | — | — | — | — | — | 1 | — | — |
| 71 | Arts, entertainment & recreation | (A) | (D) | (D) | 2 | 2 | — | — | — | — | — | — | — | — |
| 72 | Accommodation & food services | 160 | 388 | 1 608 | 17 | 7 | 5 | 3 | 2 | — | — | — | — | — |
| 722 | Food services & drinking places | (C) | (D) | (D) | 16 | 6 | 5 | 3 | 2 | — | — | — | — | — |
| 7222 | Limited-service eating places | 111 | 267 | 1 121 | 8 | 3 | 1 | 2 | 2 | — | — | — | — | — |
| 72221 | Limited-service eating places | 111 | 267 | 1 121 | 8 | 3 | 1 | 2 | 2 | — | — | — | — | — |
| 81 | Other services (except public administration) | 123 | 357 | 1 540 | 41 | 36 | 1 | 3 | 1 | — | — | — | — | — |
| 99 | Unclassified establishments | 2 | 3 | 116 | 5 | 5 | — | — | — | — | — | — | — | — |
| LEE | | | | | | | | | | | | | | |
| | Total | 49 396 | 316 184 | 1 280 550 | 2 247 | 1 080 | 447 | 320 | 247 | 71 | 55 | 15 | 8 | 4 |
| 11 | Forestry, fishing, hunting, and agriculture support | (A) | (D) | (D) | 2 | 2 | — | — | — | — | — | — | — | — |
| 22 | Utilities | 194 | 1 492 | 6 284 | 8 | 2 | 3 | 1 | 1 | — | 1 | — | — | — |
| 221 | Utilities | 194 | 1 492 | 6 284 | 8 | 2 | 3 | 1 | 1 | — | 1 | — | — | — |
| 2211 | Elec pwr generation, transmsn & distribution | (C) | (D) | (D) | 2 | 1 | — | — | — | — | — | 1 | — | — |
| 22112 | Electric pwr transmsn, control & distribution | (C) | (D) | (D) | 1 | — | — | — | — | — | — | 1 | — | — |
| 23 | Construction | 1 174 | 7 108 | 31 122 | 152 | 91 | 28 | 17 | 14 | 1 | 1 | — | — | — |
| 233 | Building, developing & general contracting | 381 | 2 290 | 9 509 | 60 | 42 | 7 | 4 | 7 | — | — | — | — | — |
| 2332 | Residential building construction | 114 | 604 | 2 556 | 39 | 33 | 4 | 2 | — | — | — | — | — | — |
| 23321 | Single-family housing construction | 114 | 604 | 2 556 | 39 | 33 | 4 | 2 | — | — | — | — | — | — |
| 233210 | Single-family housing construction | 114 | 604 | 2 556 | 39 | 33 | 4 | 2 | — | — | — | — | — | — |
| 2333 | Nonresidential building construction | 245 | 1 608 | 6 644 | 16 | 7 | — | 2 | 7 | — | — | — | — | — |
| 23332 | Commercial & institutional bldg construction | 169 | 1 127 | 4 561 | 13 | 7 | — | 2 | 4 | — | — | — | — | — |
| 233320 | Commercial & institutional bldg construction | 169 | 1 127 | 4 561 | 13 | 7 | — | 2 | 4 | — | — | — | — | — |
| 234 | Heavy construction | 154 | 949 | 3 883 | 13 | 3 | 6 | 1 | 3 | — | — | — | — | — |
| 2349 | Other heavy construction | 108 | 583 | 2 522 | 9 | 3 | 4 | — | 2 | — | — | — | — | — |
| 235 | Special trade contractors | 639 | 3 869 | 17 730 | 79 | 46 | 15 | 12 | 4 | 1 | 1 | — | — | — |
| 2351 | Plumbing, heating & AC contractor | 275 | 1 918 | 8 948 | 19 | 7 | 5 | 3 | 3 | — | 1 | — | — | — |
| 23511 | Plumbing, heating & AC contractor | 275 | 1 918 | 8 948 | 19 | 7 | 5 | 3 | 3 | — | 1 | — | — | — |
| 235110 | Plumbing, heating & AC contractor | 275 | 1 918 | 8 948 | 19 | 7 | 5 | 3 | 3 | — | 1 | — | — | — |
| 31-33 | Manufacturing | 17 806 | 136 287 | 514 213 | 168 | 36 | 21 | 27 | 25 | 21 | 20 | 9 | 6 | 3 |
| 311 | Food mfg | (C) | (D) | (D) | 3 | — | 1 | — | — | 2 | — | — | — | — |
| 314 | Textile product mills | 547 | 3 513 | 11 342 | 13 | 2 | 2 | 3 | 2 | 2 | 2 | — | — | — |
| 3149 | Other textile product mills | (F) | (D) | (D) | 12 | 1 | 2 | 3 | 2 | 2 | 2 | — | — | — |
| 31499 | All other textile product mills | 481 | 3 270 | 10 211 | 9 | 1 | 2 | 1 | 1 | 2 | 2 | — | — | — |
| 315 | Apparel manufacturing | 797 | 4 296 | 18 142 | 6 | 2 | — | — | — | 1 | 2 | 1 | — | — |
| 3152 | Cut & sew apparel mfg | 797 | 4 296 | 18 142 | 6 | 2 | — | — | — | 1 | 2 | 1 | — | — |
| 31521 | Cut & sew apparel contractors | (C) | (D) | (D) | 3 | 2 | — | — | — | — | 1 | — | — | — |
| 31522 | Men's, boys' cut & sew apparel mfg | (F) | (D) | (D) | 2 | — | — | — | — | — | 1 | 1 | — | — |
| 321 | Wood product mfg | 324 | 3 694 | 9 649 | 11 | 4 | — | 2 | 3 | 1 | 1 | — | — | — |
| 3212 | Veneer, plywood & engineered wood product mfg | (C) | (D) | (D) | 2 | — | — | — | 1 | — | 1 | — | — | — |
| 32121 | Veneer, plywood & engineered wood product mfg | (C) | (D) | (D) | 2 | — | — | — | 1 | — | 1 | — | — | — |
| 3219 | Other wood product mfg | (C) | (D) | (D) | 9 | 4 | — | 2 | 2 | 1 | — | — | — | — |
| 32191 | Millwork | (C) | (D) | (D) | 2 | — | — | 1 | — | 1 | — | — | — | — |
| 322 | Paper mfg | 528 | 4 709 | 15 105 | 6 | — | 2 | 1 | — | 1 | 2 | — | — | — |
| 3222 | Converted paper product mfg | 528 | 4 709 | 15 105 | 6 | — | 2 | 1 | — | 1 | 2 | — | — | — |
| 32221 | Paperboard container mfg | (F) | (D) | (D) | 5 | — | 1 | 1 | — | 1 | 2 | — | — | — |
| 323 | Printing & related support activities | 174 | 965 | 4 297 | 14 | 3 | 5 | 3 | 3 | — | — | — | — | — |
| 3231 | Printing & related support activities | 174 | 965 | 4 297 | 14 | 3 | 5 | 3 | 3 | — | — | — | — | — |
| 32311 | Printing | 117 | 729 | 3 302 | 10 | 1 | 4 | 3 | 2 | — | — | — | — | — |

See footnotes at end of table.

Table 6. Counties—Employees, Payroll, and Establishments by Industry: 2000—Con.

[Excludes most government employees, railroad employees, and self-employed persons. Size class 1 to 4 includes establishments with payroll, but no employees, during mid-March pay period. (D) denotes figures withheld to avoid disclosing data for individual companies; the data are included in broader industry totals. Detailed industries with 100 or more employees are shown if industry was not a (D). For explanation of terms, abbreviations, and data reliability/comparability, see introductory text]

| NAICS code | Industry | Number of employees for week including March 12 | Payroll (\$1,000) | | Total number of establishments | Number of establishments by employment-size class | | | | | | | | |
|---------------------------------|--|---|-------------------|---------------|--------------------------------|---|-----------|-----------|-----------|----------|------------|------------|------------|---------------|
| | | | First quarter | Annual | | 1 to 4 | 5 to 9 | 10 to 19 | 20 to 49 | 50 to 99 | 100 to 249 | 250 to 499 | 500 to 999 | 1,000 or more |
| LEE—Con. | | | | | | | | | | | | | | |
| 31-33 Manufacturing—Con. | | | | | | | | | | | | | | |
| 326 | Plastics & rubber products mfg | 2 965 | 26 226 | 103 677 | 24 | 3 | — | 6 | 3 | 5 | 5 | 1 | — | 1 |
| 3261 | Plastics product mfg | (G) | (D) | (D) | 15 | — | — | 3 | 2 | 5 | 4 | 1 | — | — |
| 32614 | Polystyrene foam product mfg | 102 | 688 | 2 571 | 3 | — | — | 1 | 1 | — | — | — | — | — |
| 326140 | Polystyrene foam product mfg | 102 | 688 | 2 571 | 3 | — | — | 1 | 1 | — | — | — | — | — |
| 32615 | Foam product (exc polystyrene) mfg | 1 275 | 8 492 | 31 149 | 11 | — | — | 2 | 1 | 3 | 4 | 1 | — | — |
| 326150 | Foam product (exc polystyrene) mfg | 1 275 | 8 492 | 31 149 | 11 | — | — | 2 | 1 | 3 | 4 | 1 | — | — |
| 3262 | Rubber product mfg | (G) | (D) | (D) | 9 | 3 | — | 3 | 1 | — | 1 | — | — | 1 |
| 32621 | Tire mfg | (G) | (D) | (D) | 5 | 3 | — | 1 | — | — | — | — | — | 1 |
| 32629 | Other rubber product mfg | (C) | (D) | (D) | 3 | — | — | 1 | 1 | — | 1 | — | — | — |
| 327 | Nonmetallic mineral product mfg | 437 | 3 341 | 14 421 | 8 | 3 | — | 1 | 2 | 1 | — | 1 | — | — |
| 3271 | Clay product & refractory mfg | (E) | (D) | (D) | 1 | — | — | — | — | — | — | 1 | — | — |
| 32711 | Pottery, ceramics & plumbing fixture mfg | (E) | (D) | (D) | 1 | — | — | — | — | — | — | 1 | — | — |
| 3273 | Cement & concrete product mfg | (C) | (D) | (D) | 5 | 1 | — | 1 | 2 | 1 | — | — | — | — |
| 331 | Primary metal mfg | (F) | (D) | (D) | 3 | 1 | 1 | — | — | — | — | 1 | — | — |
| 3315 | Foundries | (E) | (D) | (D) | 1 | — | — | — | — | — | — | 1 | — | — |
| 33152 | Nonferrous metal foundries | (E) | (D) | (D) | 1 | — | — | — | — | — | — | 1 | — | — |
| 332 | Fabricated metal product mfg | 1 291 | 9 304 | 36 148 | 16 | 3 | 2 | 2 | 6 | 1 | — | 1 | 1 | — |
| 3323 | Architectural & structural metals mfg | (E) | (D) | (D) | 2 | — | — | — | 1 | — | — | 1 | — | — |
| 33232 | Ornamental & architectural metal prod mfg | (E) | (D) | (D) | 1 | — | — | — | — | — | — | 1 | — | — |
| 3325 | Hardware mfg | (F) | (D) | (D) | 2 | — | — | — | — | 1 | — | — | 1 | — |
| 33251 | Hardware mfg | (F) | (D) | (D) | 2 | — | — | — | — | 1 | — | — | 1 | — |
| 333 | Machinery mfg | 2 967 | 18 471 | 66 180 | 12 | 4 | 1 | 1 | 1 | 1 | — | 2 | 1 | 1 |
| 3331 | Ag, construction & mining machinery mfg | (G) | (D) | (D) | 2 | — | — | — | 1 | — | — | — | — | 1 |
| 33311 | Agricultural implement mfg | (G) | (D) | (D) | 2 | — | — | — | 1 | — | — | — | — | 1 |
| 3332 | Industrial machinery mfg | (E) | (D) | (D) | 3 | 1 | — | 1 | — | — | — | 1 | — | — |
| 33321 | Sawmill & woodworking machinery mfg | (E) | (D) | (D) | 2 | — | — | 1 | — | — | — | 1 | — | — |
| 3334 | HVAC & commercial refrigeration equipment mfg | (F) | (D) | (D) | 2 | — | — | — | — | 1 | — | — | 1 | — |
| 33341 | HVAC & commercial refrigeration equipment mfg | (F) | (D) | (D) | 2 | — | — | — | — | 1 | — | — | 1 | — |
| 3339 | Other general purpose machinery mfg | (E) | (D) | (D) | 2 | 1 | — | — | — | — | — | 1 | — | — |
| 33392 | Material handling equipment mfg | (E) | (D) | (D) | 2 | 1 | — | — | — | — | — | 1 | — | — |
| 335 | Electrical equip, appliance & component mfg | (F) | (D) | (D) | 2 | 1 | — | — | — | — | — | — | 1 | — |
| 3351 | Electric lighting equipment mfg | (F) | (D) | (D) | 2 | 1 | — | — | — | — | — | — | 1 | — |
| 33512 | Lighting fixture mfg | (F) | (D) | (D) | 2 | 1 | — | — | — | — | — | — | 1 | — |
| 337 | Furniture & related product mfg | 5 995 | 48 298 | 181 110 | 31 | 3 | — | 6 | 3 | 5 | 8 | 2 | 3 | 1 |
| 3371 | HH & institutional furniture & kitchen cabinet mfg | 4 501 | 36 789 | 136 499 | 21 | 3 | — | 5 | — | 4 | 4 | 2 | 2 | 1 |
| 33712 | Household & institutional furniture mfg | 4 490 | 36 763 | 136 330 | 18 | 1 | — | 4 | — | 4 | 4 | 2 | 2 | 1 |
| 337121 | Upholstered household furniture mfg | 4 385 | 36 238 | 134 064 | 15 | 1 | — | 2 | — | 3 | 4 | 2 | 2 | 1 |
| 3372 | Office furniture (including fixtures) mfg | 959 | 8 121 | 33 834 | 5 | — | — | 1 | 1 | — | 2 | — | 1 | — |
| 33721 | Office furniture (including fixtures) mfg | 959 | 8 121 | 33 834 | 5 | — | — | 1 | 1 | — | 2 | — | 1 | — |
| 3379 | Other furniture related product mfg | 535 | 3 388 | 10 777 | 5 | — | — | — | 2 | 1 | 2 | — | — | — |
| 33791 | Mattress mfg | (E) | (D) | (D) | 4 | — | — | — | 2 | 1 | 1 | — | — | — |
| 33792 | Blind & shade mfg | (C) | (D) | (D) | 1 | — | — | — | — | 1 | — | — | — | — |
| 42 | Wholesale trade | 2 080 | 14 855 | 60 738 | 191 | 76 | 50 | 32 | 30 | 3 | — | — | — | — |
| 421 | Wholesale trade, durable goods | 1 168 | 8 662 | 35 070 | 119 | 53 | 28 | 21 | 16 | 1 | — | — | — | — |
| 4211 | Motor vehicle, motor vehicle pt & supply whsle | 174 | 1 478 | 5 713 | 18 | 9 | 5 | 1 | 3 | — | — | — | — | — |
| 42111 | Automobile & other motor vehicle whsle | 113 | 1 037 | 3 883 | 10 | 4 | 3 | 1 | 2 | — | — | — | — | — |
| 421110 | Automobile & other motor vehicle whsle | 113 | 1 037 | 3 883 | 10 | 4 | 3 | 1 | 2 | — | — | — | — | — |
| 4212 | Furniture & home furnishing whsle | 173 | 1 580 | 5 752 | 13 | 6 | 2 | — | 5 | — | — | — | — | — |
| 42121 | Furniture whsle | 103 | 996 | 3 513 | 9 | 4 | 2 | — | 3 | — | — | — | — | — |
| 421210 | Furniture whsle | 103 | 996 | 3 513 | 9 | 4 | 2 | — | 3 | — | — | — | — | — |
| 4218 | Machinery, equipment & supplies whsle | 387 | 2 940 | 12 149 | 38 | 10 | 12 | 12 | 4 | — | — | — | — | — |
| 42183 | Industrial machinery & equipment whsle | 137 | 1 180 | 4 723 | 12 | 2 | 4 | 4 | 2 | — | — | — | — | — |
| 421830 | Industrial machinery & equipment whsle | 137 | 1 180 | 4 723 | 12 | 2 | 4 | 4 | 2 | — | — | — | — | — |
| 4219 | Miscellaneous durable goods whsle | 158 | 731 | 3 201 | 9 | 2 | 2 | 3 | 1 | 1 | — | — | — | — |
| 42193 | Recyclable material whsle | 107 | 446 | 2 062 | 3 | — | 1 | — | 1 | 1 | — | — | — | — |
| 421930 | Recyclable material whsle | 107 | 446 | 2 062 | 3 | — | 1 | — | 1 | 1 | — | — | — | — |
| 422 | Wholesale trade, nondurable goods | 912 | 6 193 | 25 668 | 72 | 23 | 22 | 11 | 14 | 2 | — | — | — | — |
| 4223 | Apparel, piece goods & notions whsle | 140 | 1 243 | 4 900 | 13 | 5 | 4 | 2 | 1 | 1 | — | — | — | — |
| 42231 | Piece goods, notions & other dry goods whsle | 140 | 1 243 | 4 900 | 13 | 5 | 4 | 2 | 1 | 1 | — | — | — | — |
| 422310 | Piece goods, notions & other dry goods whsle | 140 | 1 243 | 4 900 | 13 | 5 | 4 | 2 | 1 | 1 | — | — | — | — |
| 4224 | Grocery & related product whsle | 300 | 1 725 | 7 505 | 17 | 2 | 5 | 5 | 4 | 1 | — | — | — | — |
| 42249 | Other grocery & related products whsle | (C) | (D) | (D) | 3 | — | 1 | 1 | — | 1 | — | — | — | — |
| 4227 | Petroleum & petroleum products whsle | 104 | 834 | 3 314 | 7 | 1 | 3 | 1 | 2 | — | — | — | — | — |
| 4229 | Miscellaneous nondurable goods whsle | 127 | 726 | 2 988 | 13 | 6 | 3 | 2 | 2 | — | — | — | — | — |

See footnotes at end of table.

Table 6. **Counties—Employees, Payroll, and Establishments by Industry: 2000—Con.**

[Excludes most government employees, railroad employees, and self-employed persons. Size class 1 to 4 includes establishments with payroll, but no employees, during mid-March pay period. (D) denotes figures withheld to avoid disclosing data for individual companies; the data are included in broader industry totals. Detailed industries with 100 or more employees are shown if industry was not a (D). For explanation of terms, abbreviations, and data reliability/comparability, see introductory text]

| NAICS code | Industry | Number of employees for week including March 12 | Payroll (\$1,000) | | Total number of establishments | Number of establishments by employment-size class | | | | | | | | | |
|------------|---|---|-------------------|----------------|--------------------------------|---|-----------|-----------|-----------|-----------|------------|------------|------------|---------------|----------|
| | | | First quarter | Annual | | 1 to 4 | 5 to 9 | 10 to 19 | 20 to 49 | 50 to 99 | 100 to 249 | 250 to 499 | 500 to 999 | 1,000 or more | |
| | LEE—Con. | | | | | | | | | | | | | | |
| 62 | Health care and social assistance | 6 698 | 49 165 | 233 853 | 202 | 91 | 40 | 33 | 25 | 4 | 7 | 1 | | | 1 |
| 621 | Ambulatory health care services | 1 531 | 19 867 | 103 186 | 124 | 53 | 30 | 19 | 17 | 3 | 2 | | | | |
| 6211 | Offices of physicians | 899 | 15 208 | 83 536 | 61 | 20 | 14 | 11 | 14 | 1 | 1 | | | | |
| 62111 | Offices of physicians | 899 | 15 208 | 83 536 | 61 | 20 | 14 | 11 | 14 | 1 | 1 | | | | |
| 621111 | Offices of physicians (exc mental health) . . | 881 | 15 044 | 82 829 | 55 | 15 | 13 | 11 | 14 | 1 | 1 | | | | |
| 6212 | Offices of dentists | 206 | 1 850 | 8 373 | 36 | 18 | 11 | 6 | 1 | | | | | | |
| 62121 | Offices of dentists | 206 | 1 850 | 8 373 | 36 | 18 | 11 | 6 | 1 | | | | | | |
| 621210 | Offices of dentists | 206 | 1 850 | 8 373 | 36 | 18 | 11 | 6 | 1 | | | | | | |
| 6214 | Outpatient care centers | (C) | (D) | (D) | 6 | 2 | 1 | | 2 | 1 | | | | | |
| 62149 | Other outpatient care centers | (C) | (D) | (D) | 5 | 1 | 1 | | 2 | 1 | | | | | |
| 6216 | Home health care services | (C) | (D) | (D) | 1 | | | | | | | 1 | | | |
| 62161 | Home health care services | (C) | (D) | (D) | 1 | | | | | | | 1 | | | |
| 622 | Hospitals | (H) | (D) | (D) | 2 | 1 | | | | | | | | | 1 |
| 6221 | General medical & surgical hospitals | (H) | (D) | (D) | 1 | | | | | | | | | | 1 |
| 62211 | General medical & surgical hospitals | (H) | (D) | (D) | 1 | | | | | | | | | | 1 |
| 623 | Nursing & residential care facilities | (G) | (D) | (D) | 28 | 11 | 2 | 5 | 3 | 1 | 5 | 1 | | | |
| 6231 | Nursing care facilities | 889 | 3 163 | 14 141 | 10 | 4 | 1 | | | 1 | 3 | 1 | | | |
| 62311 | Nursing care facilities | 889 | 3 163 | 14 141 | 10 | 4 | 1 | | | 1 | 3 | 1 | | | |
| 623110 | Nursing care facilities | 889 | 3 163 | 14 141 | 10 | 4 | 1 | | | 1 | 3 | 1 | | | |
| 6232 | Residential mental retardation, health facil | (C) | (D) | (D) | 1 | | | | | | | 1 | | | |
| 62322 | Residential mental health, subst abuse facil . . | (C) | (D) | (D) | 1 | | | | | | | 1 | | | |
| 6233 | Community care facilities for the elderly | 161 | 464 | 1 885 | 9 | 3 | | 3 | 3 | | | | | | |
| 62331 | Community care facilities for the elderly | 161 | 464 | 1 885 | 9 | 3 | | 3 | 3 | | | | | | |
| 6239 | Other residential care facilities | 137 | 368 | 1 429 | 8 | 4 | 1 | 2 | | | | 1 | | | |
| 62399 | Other residential care facilities | 137 | 368 | 1 429 | 8 | 4 | 1 | 2 | | | | 1 | | | |
| 623990 | Other residential care facilities | 137 | 368 | 1 429 | 8 | 4 | 1 | 2 | | | | 1 | | | |
| 624 | Social assistance | (E) | (D) | (D) | 48 | 26 | 8 | 9 | 5 | | | | | | |
| 6244 | Child day care services | (E) | (D) | (D) | 34 | 18 | 6 | 7 | 3 | | | | | | |
| 62441 | Child day care services | (E) | (D) | (D) | 34 | 18 | 6 | 7 | 3 | | | | | | |
| 71 | Arts, entertainment & recreation | 200 | 659 | 2 600 | 21 | 10 | 4 | 4 | 3 | | | | | | |
| 713 | Amusement, gambling & recreation industries | 151 | 495 | 2 045 | 16 | 7 | 4 | 3 | 2 | | | | | | |
| 7139 | Other amusement & recreation industries | (C) | (D) | (D) | 14 | 6 | 3 | 3 | 2 | | | | | | |
| 72 | Accommodation & food services | 3 211 | 7 670 | 30 921 | 169 | 60 | 17 | 37 | 38 | 15 | 2 | | | | |
| 721 | Accommodation | 415 | 1 226 | 4 997 | 23 | 7 | 2 | 7 | 5 | 2 | | | | | |
| 7211 | Traveler accommodation | (E) | (D) | (D) | 21 | 5 | 2 | 7 | 5 | 2 | | | | | |
| 72111 | Hotels (exc casino hotels) & motels | (E) | (D) | (D) | 20 | 5 | 2 | 7 | 5 | 1 | | | | | |
| 722 | Food services & drinking places | 2 796 | 6 444 | 25 924 | 146 | 53 | 15 | 30 | 33 | 13 | 2 | | | | |
| 7221 | Full-service restaurants | 1 407 | 3 386 | 13 675 | 64 | 28 | 3 | 16 | 7 | 8 | 2 | | | | |
| 72211 | Full-service restaurants | 1 407 | 3 386 | 13 675 | 64 | 28 | 3 | 16 | 7 | 8 | 2 | | | | |
| 722110 | Full-service restaurants | 1 407 | 3 386 | 13 675 | 64 | 28 | 3 | 16 | 7 | 8 | 2 | | | | |
| 7222 | Limited-service eating places | 1 349 | 2 987 | 11 909 | 69 | 16 | 8 | 14 | 26 | 5 | | | | | |
| 72221 | Limited-service eating places | 1 349 | 2 987 | 11 909 | 69 | 16 | 8 | 14 | 26 | 5 | | | | | |
| 722211 | Limited-service restaurants | 1 259 | 2 802 | 11 136 | 60 | 13 | 6 | 12 | 24 | 5 | | | | | |
| 81 | Other services (except public administration) | 1 766 | 9 015 | 36 325 | 200 | 119 | 41 | 23 | 13 | 1 | 3 | | | | |
| 811 | Repair & maintenance | 606 | 4 899 | 18 178 | 66 | 44 | 9 | 8 | 4 | | 1 | | | | |
| 8111 | Automotive repair & maintenance | 236 | 1 123 | 4 462 | 44 | 31 | 7 | 4 | 2 | | | | | | |
| 8113 | Commercial equipment (exc auto & elec) | | | | | | | | | | | | | | |
| 81131 | R&M | 299 | 3 412 | 12 446 | 13 | 9 | | 1 | 2 | | 1 | | | | |
| 811311 | Commercial equipment (exc auto & elec) | | | | | | | | | | | | | | |
| 811310 | R&M | 299 | 3 412 | 12 446 | 13 | 9 | | 1 | 2 | | 1 | | | | |
| 812 | Personal & laundry services | 260 | 1 004 | 3 845 | 45 | 24 | 13 | 7 | 1 | | | | | | |
| 8121 | Personal care services | 112 | 450 | 1 753 | 26 | 15 | 8 | 3 | | | | | | | |
| 8123 | Drycleaning & laundry services | 115 | 358 | 1 381 | 10 | 2 | 3 | 4 | 1 | | | | | | |
| 81232 | Drycleaning & laundry services (exc coin-op) . | 115 | 358 | 1 381 | 10 | 2 | 3 | 4 | 1 | | | | | | |
| 812320 | Drycleaning & laundry services (exc coin-op) | 115 | 358 | 1 381 | 10 | 2 | 3 | 4 | 1 | | | | | | |
| 813 | Religious, grantmaking, civic, prof & like organizations | 900 | 3 112 | 14 302 | 89 | 51 | 19 | 8 | 8 | 1 | 2 | | | | |
| 8131 | Religious organizations | 668 | 1 787 | 8 610 | 71 | 41 | 15 | 6 | 7 | 1 | 1 | | | | |
| 81311 | Religious organizations | 668 | 1 787 | 8 610 | 71 | 41 | 15 | 6 | 7 | 1 | 1 | | | | |
| 813110 | Religious organizations | 668 | 1 787 | 8 610 | 71 | 41 | 15 | 6 | 7 | 1 | 1 | | | | |
| 8133 | Social advocacy organizations | (C) | (D) | (D) | 2 | | 1 | | | | 1 | | | | |
| 81331 | Social advocacy organizations | (C) | (D) | (D) | 2 | | 1 | | | | 1 | | | | |
| 95 | Auxiliaries (exc corporate, subsidiary & regional mgt) | 393 | 5 635 | 19 535 | 7 | 1 | 2 | 1 | 1 | | 1 | | | | |
| 99 | Unclassified establishments | (B) | (D) | (D) | 18 | 15 | | 2 | 1 | | | | | | |

See footnotes at end of table.

Table 6. Counties—Employees, Payroll, and Establishments by Industry: 2000—Con.

[Excludes most government employees, railroad employees, and self-employed persons. Size class 1 to 4 includes establishments with payroll, but no employees, during mid-March pay period. (D) denotes figures withheld to avoid disclosing data for individual companies; the data are included in broader industry totals. Detailed industries with 100 or more employees are shown if industry was not a (D). For explanation of terms, abbreviations, and data reliability/comparability, see introductory text]

| NAICS code | Industry | Number of employees for week including March 12 | Payroll (\$1,000) | | Total number of establishments | Number of establishments by employment-size class | | | | | | | | |
|----------------|--|---|-------------------|----------------|--------------------------------|---|------------|------------|-----------|-----------|------------|------------|------------|---------------|
| | | | First quarter | Annual | | 1 to 4 | 5 to 9 | 10 to 19 | 20 to 49 | 50 to 99 | 100 to 249 | 250 to 499 | 500 to 999 | 1,000 or more |
| LEFLORE | | | | | | | | | | | | | | |
| | Total | 13 047 | 66 373 | 281 198 | 860 | 452 | 174 | 109 | 82 | 24 | 14 | 2 | 3 | - |
| 11 | Forestry, fishing, hunting, and agriculture support | (B) | (D) | (D) | 3 | 2 | - | - | 1 | - | - | - | - | - |
| 21 | Mining | (A) | (D) | (D) | 3 | 2 | 1 | - | - | - | - | - | - | - |
| 22 | Utilities | 74 | 730 | 2 814 | 3 | 1 | - | - | 2 | - | - | - | - | - |
| 23 | Construction | 640 | 3 182 | 14 631 | 58 | 32 | 8 | 13 | 2 | 2 | 1 | - | - | - |
| 233 | Building, developing & general contracting | 121 | 518 | 2 902 | 10 | 5 | 1 | 3 | - | 1 | - | - | - | - |
| 234 | Heavy construction | 132 | 629 | 3 202 | 8 | 5 | - | 2 | - | 1 | - | - | - | - |
| 235 | Special trade contractors | 387 | 2 035 | 8 527 | 40 | 22 | 7 | 8 | 2 | - | 1 | - | - | - |
| 2351 | Plumbing, heating & AC contractor | 176 | 1 080 | 4 516 | 11 | 5 | 3 | 2 | - | - | 1 | - | - | - |
| 23511 | Plumbing, heating & AC contractor | 176 | 1 080 | 4 516 | 11 | 5 | 3 | 2 | - | - | 1 | - | - | - |
| 235110 | Plumbing, heating & AC contractor | 176 | 1 080 | 4 516 | 11 | 5 | 3 | 2 | - | - | 1 | - | - | - |
| 31-33 | Manufacturing | 3 455 | 17 392 | 70 335 | 40 | 12 | 8 | 2 | 5 | 5 | 4 | 2 | 2 | - |
| 311 | Food mfg | 645 | 3 053 | 12 675 | 3 | - | - | - | - | 1 | 1 | 1 | - | - |
| 3117 | Seafood product preparation & packaging | (F) | (D) | (D) | 2 | - | - | - | - | - | 1 | 1 | - | - |
| 31171 | Seafood product preparation & packaging | (F) | (D) | (D) | 2 | - | - | - | - | - | 1 | 1 | - | - |
| 327 | Nonmetallic mineral product mfg | 171 | 750 | 3 177 | 6 | 2 | 2 | - | - | 2 | - | - | - | - |
| 333 | Machinery mfg | (C) | (D) | (D) | 4 | 2 | - | - | 1 | 1 | - | - | - | - |
| 334 | Computer & electronic product mfg | (C) | (D) | (D) | 1 | - | - | - | - | - | 1 | - | - | - |
| 3345 | Nav, measuring, medical, control instruments mfg | (C) | (D) | (D) | 1 | - | - | - | - | - | 1 | - | - | - |
| 33451 | Nav, measuring, medical, control instruments mfg | (C) | (D) | (D) | 1 | - | - | - | - | - | 1 | - | - | - |
| 336 | Transportation equipment mfg | (G) | (D) | (D) | 2 | - | - | - | - | - | 1 | - | 1 | - |
| 3363 | Motor vehicle parts mfg | (G) | (D) | (D) | 2 | - | - | - | - | - | 1 | - | 1 | - |
| 33636 | Motor vehicle seating & interior trim mfg | (F) | (D) | (D) | 1 | - | - | - | - | - | 1 | - | 1 | - |
| 33639 | Other motor vehicle parts mfg | (C) | (D) | (D) | 1 | - | - | - | - | - | 1 | - | 1 | - |
| 339 | Miscellaneous mfg | (G) | (D) | (D) | 5 | 1 | 1 | - | - | - | 1 | 1 | 1 | - |
| 3399 | Other miscellaneous mfg | (G) | (D) | (D) | 5 | 1 | 1 | - | - | - | 1 | 1 | 1 | - |
| 33999 | All other misc mfg | (G) | (D) | (D) | 3 | - | - | - | - | - | 1 | 1 | 1 | - |
| 42 | Wholesale trade | 951 | 6 359 | 29 037 | 58 | 32 | 3 | 11 | 8 | 2 | 2 | - | - | - |
| 421 | Wholesale trade, durable goods | 438 | 3 076 | 13 963 | 29 | 19 | 1 | 4 | 3 | 1 | 1 | - | - | - |
| 4211 | Motor vehicle, motor vehicle pt & supply whsle | (C) | (D) | (D) | 6 | 5 | - | - | - | - | 1 | - | - | - |
| 42112 | Motor vehicle supplies & new parts whsle | (C) | (D) | (D) | 1 | - | - | - | - | - | 1 | - | - | - |
| 4217 | Hardware, plumb & heating equip & sup whsle | (C) | (D) | (D) | 2 | 1 | - | - | - | 1 | - | - | - | - |
| 422 | Wholesale trade, nondurable goods | 513 | 3 283 | 15 074 | 29 | 13 | 2 | 7 | 5 | 1 | 1 | - | - | - |
| 4224 | Grocery & related product whsle | 128 | 832 | 3 411 | 3 | - | - | 1 | 1 | 1 | - | - | - | - |
| 4225 | Farm product raw material whsle | 202 | 1 283 | 6 469 | 11 | 7 | 1 | 2 | - | - | 1 | - | - | - |
| 42259 | Other farm product raw material whsle | (C) | (D) | (D) | 8 | 6 | 1 | - | - | - | 1 | - | - | - |
| 44-45 | Retail trade | 1 842 | 7 000 | 29 495 | 212 | 102 | 71 | 21 | 13 | 4 | 1 | - | - | - |
| 441 | Motor vehicle & parts dealers | 300 | 1 634 | 6 887 | 34 | 16 | 11 | 4 | 2 | 1 | - | - | - | - |
| 4411 | Automobile dealers | (C) | (D) | (D) | 12 | 6 | 3 | 1 | 1 | 1 | - | - | - | - |
| 44111 | New car dealers | 106 | 736 | 2 806 | 3 | - | - | 1 | 1 | 1 | - | - | - | - |
| 441110 | New car dealers | 106 | 736 | 2 806 | 3 | - | - | 1 | 1 | 1 | - | - | - | - |
| 4413 | Automotive parts, accessories & tire stores | 155 | 725 | 3 387 | 20 | 9 | 7 | 3 | 1 | - | - | - | - | - |
| 44131 | Automotive parts, accessories & tire stores | 141 | 639 | 3 037 | 16 | 6 | 6 | 3 | 1 | - | - | - | - | - |
| 441310 | Automotive parts, accessories & tire stores | 141 | 639 | 3 037 | 16 | 6 | 6 | 3 | 1 | - | - | - | - | - |
| 444 | Bldg material & garden equip & supp dealers | 151 | 820 | 3 235 | 15 | 3 | 8 | 2 | 2 | - | - | - | - | - |
| 445 | Food & beverage stores | 292 | 796 | 3 815 | 27 | 18 | 3 | - | 4 | 2 | - | - | - | - |
| 4451 | Grocery stores | 273 | 712 | 3 453 | 18 | 10 | 2 | - | 4 | 2 | - | - | - | - |
| 44511 | Grocery (except convenience) stores | (C) | (D) | (D) | 14 | 7 | 2 | - | 3 | 2 | - | - | - | - |
| 447 | Gasoline stations | 256 | 696 | 2 875 | 35 | 15 | 12 | 6 | 2 | - | - | - | - | - |
| 4471 | Gasoline stations | 256 | 696 | 2 875 | 35 | 15 | 12 | 6 | 2 | - | - | - | - | - |
| 44711 | Gasoline stations with convenience stores | 218 | 616 | 2 575 | 28 | 11 | 10 | 5 | 2 | - | - | - | - | - |
| 447110 | Gasoline stations with convenience stores | 218 | 616 | 2 575 | 28 | 11 | 10 | 5 | 2 | - | - | - | - | - |
| 448 | Clothing & clothing accessories stores | 209 | 616 | 2 393 | 26 | 11 | 13 | 1 | - | 1 | - | - | - | - |
| 4481 | Clothing stores | 151 | 417 | 1 663 | 16 | 7 | 8 | - | - | 1 | - | - | - | - |
| 452 | General merchandise stores | 275 | 929 | 4 020 | 13 | 3 | 8 | 1 | - | - | 1 | - | - | - |
| 4521 | Department stores | (C) | (D) | (D) | 1 | - | - | - | - | - | 1 | - | - | - |
| 45211 | Department stores | (C) | (D) | (D) | 1 | - | - | - | - | - | 1 | - | - | - |
| 48-49 | Transportation & warehousing | 299 | 1 600 | 6 823 | 30 | 17 | 5 | 3 | 4 | 1 | - | - | - | - |
| 484 | Truck transportation | 207 | 1 126 | 4 760 | 18 | 10 | 3 | 1 | 3 | 1 | - | - | - | - |
| 4841 | General freight trucking | 133 | 746 | 3 060 | 9 | 3 | 2 | 1 | 3 | - | - | - | - | - |
| 48412 | General freight trucking, long-distance | (C) | (D) | (D) | 7 | 3 | - | 1 | 3 | - | - | - | - | - |
| 51 | Information | 268 | 2 040 | 8 034 | 16 | 3 | 4 | 4 | 4 | 1 | - | - | - | - |
| 513 | Broadcasting & telecommunications | 209 | 1 742 | 6 854 | 12 | 2 | 4 | 2 | 3 | 1 | - | - | - | - |
| 5133 | Telecommunications | 153 | 1 468 | 5 679 | 8 | 1 | 3 | 1 | 2 | 1 | - | - | - | - |
| 51331 | Wired telecommunications carriers | (C) | (D) | (D) | 4 | 1 | - | 1 | 1 | 1 | - | - | - | - |

See footnotes at end of table.

Table 6. Counties—Employees, Payroll, and Establishments by Industry: 2000—Con.

[Excludes most government employees, railroad employees, and self-employed persons. Size class 1 to 4 includes establishments with payroll, but no employees, during mid-March pay period. (D) denotes figures withheld to avoid disclosing data for individual companies; the data are included in broader industry totals. Detailed industries with 100 or more employees are shown if industry was not a (D). For explanation of terms, abbreviations, and data reliability/comparability, see introductory text]

| NAICS code | Industry | Number of employees for week including March 12 | Payroll (\$1,000) | | Total number of establishments | Number of establishments by employment-size class | | | | | | | | | |
|---------------------|---|---|-------------------|---------------|--------------------------------|---|-----------|-----------|-----------|----------|------------|------------|------------|---------------|--|
| | | | First quarter | Annual | | 1 to 4 | 5 to 9 | 10 to 19 | 20 to 49 | 50 to 99 | 100 to 249 | 250 to 499 | 500 to 999 | 1,000 or more | |
| LEFLORE—Con. | | | | | | | | | | | | | | | |
| 52 | Finance & insurance | 460 | 3 681 | 14 751 | 61 | 37 | 8 | 7 | 9 | — | — | — | — | — | |
| 522 | Credit intermediation & related activities | 313 | 2 607 | 10 417 | 35 | 19 | 4 | 5 | 7 | — | — | — | — | — | |
| 5221 | Depository credit intermediation | 255 | 2 044 | 8 555 | 18 | 4 | 3 | 4 | 7 | — | — | — | — | — | |
| 52211 | Commercial banking | 255 | 2 044 | 8 555 | 18 | 4 | 3 | 4 | 7 | — | — | — | — | — | |
| 522110 | Commercial banking | 255 | 2 044 | 8 555 | 18 | 4 | 3 | 4 | 7 | — | — | — | — | — | |
| 524 | Insurance carriers & related activities | 138 | 1 025 | 4 099 | 19 | 11 | 4 | 2 | 2 | — | — | — | — | — | |
| 53 | Real estate & rental & leasing | 100 | 397 | 1 640 | 43 | 38 | 4 | 1 | — | — | — | — | — | — | |
| 54 | Professional, scientific & technical services | 291 | 2 056 | 9 760 | 57 | 36 | 11 | 8 | 2 | — | — | — | — | — | |
| 541 | Professional, scientific & technical services | 291 | 2 056 | 9 760 | 57 | 36 | 11 | 8 | 2 | — | — | — | — | — | |
| 55 | Management of companies & enterprises | 32 | 324 | 1 250 | 3 | 1 | — | 2 | — | — | — | — | — | — | |
| 56 | Admin, support, waste mgt, remediation services | 381 | 1 769 | 7 173 | 24 | 15 | 4 | 1 | 3 | — | 1 | — | — | — | |
| 561 | Administrative & support services | (E) | (D) | (D) | 22 | 14 | 3 | 1 | 3 | — | 1 | — | — | — | |
| 5612 | Facilities support services | (C) | (D) | (D) | 1 | — | — | — | — | — | 1 | — | — | — | |
| 56121 | Facilities support services | (C) | (D) | (D) | 1 | — | — | — | — | — | 1 | — | — | — | |
| 5617 | Services to buildings & dwellings | 116 | 366 | 1 543 | 10 | 5 | 2 | 1 | 2 | — | — | — | — | — | |
| 61 | Educational services | 246 | 743 | 3 005 | 8 | — | 1 | 3 | 2 | 2 | — | — | — | — | |
| 611 | Educational services | 246 | 743 | 3 005 | 8 | — | 1 | 3 | 2 | 2 | — | — | — | — | |
| 6111 | Elementary & secondary schools | (C) | (D) | (D) | 7 | — | — | 3 | 2 | 2 | — | — | — | — | |
| 61111 | Elementary & secondary schools | (C) | (D) | (D) | 7 | — | — | 3 | 2 | 2 | — | — | — | — | |
| 62 | Health care and social assistance | 2 263 | 13 847 | 60 489 | 79 | 39 | 18 | 10 | 5 | 1 | 5 | — | 1 | — | |
| 621 | Ambulatory health care services | 570 | 4 574 | 19 386 | 58 | 31 | 13 | 9 | 4 | — | 1 | — | — | — | |
| 6211 | Offices of physicians | 208 | 2 415 | 10 374 | 35 | 22 | 5 | 5 | 3 | — | — | — | — | — | |
| 62111 | Offices of physicians | 208 | 2 415 | 10 374 | 35 | 22 | 5 | 5 | 3 | — | — | — | — | — | |
| 6216 | Home health care services | 241 | 1 503 | 6 053 | 4 | 1 | — | 2 | — | — | 1 | — | — | — | |
| 62161 | Home health care services | 241 | 1 503 | 6 053 | 4 | 1 | — | 2 | — | — | 1 | — | — | — | |
| 621610 | Home health care services | 241 | 1 503 | 6 053 | 4 | 1 | — | 2 | — | — | 1 | — | — | — | |
| 622 | Hospitals | (F) | (D) | (D) | 1 | — | — | — | — | — | — | — | 1 | — | |
| 6221 | General medical & surgical hospitals | (F) | (D) | (D) | 1 | — | — | — | — | — | — | — | 1 | — | |
| 62211 | General medical & surgical hospitals | (F) | (D) | (D) | 1 | — | — | — | — | — | — | — | 1 | — | |
| 623 | Nursing & residential care facilities | (E) | (D) | (D) | 4 | 1 | — | — | — | — | 3 | — | — | — | |
| 6231 | Nursing care facilities | (E) | (D) | (D) | 4 | 1 | — | — | — | — | 3 | — | — | — | |
| 62311 | Nursing care facilities | (E) | (D) | (D) | 4 | 1 | — | — | — | — | 3 | — | — | — | |
| 624 | Social assistance | (E) | (D) | (D) | 16 | 7 | 5 | 1 | 1 | 1 | 1 | — | — | — | |
| 6241 | Individual & family services | (C) | (D) | (D) | 4 | 2 | 1 | — | — | — | 1 | — | — | — | |
| 62412 | Services for elderly & disabled persons | (C) | (D) | (D) | 1 | — | — | — | — | — | 1 | — | — | — | |
| 71 | Arts, entertainment & recreation | 80 | 218 | 902 | 10 | 7 | 1 | 1 | 1 | — | — | — | — | — | |
| 72 | Accommodation & food services | 1 066 | 2 281 | 9 481 | 52 | 11 | 8 | 13 | 14 | 6 | — | — | — | — | |
| 721 | Accommodation | 182 | 376 | 1 560 | 13 | 2 | 3 | 5 | 3 | — | — | — | — | — | |
| 7211 | Traveler accommodation | 182 | 376 | 1 560 | 13 | 2 | 3 | 5 | 3 | — | — | — | — | — | |
| 72111 | Hotels (exc casino hotels) & motels | 182 | 376 | 1 560 | 13 | 2 | 3 | 5 | 3 | — | — | — | — | — | |
| 721110 | Hotels (exc casino hotels) & motels | 182 | 376 | 1 560 | 13 | 2 | 3 | 5 | 3 | — | — | — | — | — | |
| 722 | Food services & drinking places | 884 | 1 905 | 7 921 | 39 | 9 | 5 | 8 | 11 | 6 | — | — | — | — | |
| 7221 | Full-service restaurants | 349 | 771 | 3 413 | 14 | 4 | 1 | 3 | 3 | 3 | — | — | — | — | |
| 72211 | Full-service restaurants | 349 | 771 | 3 413 | 14 | 4 | 1 | 3 | 3 | 3 | — | — | — | — | |
| 722110 | Full-service restaurants | 349 | 771 | 3 413 | 14 | 4 | 1 | 3 | 3 | 3 | — | — | — | — | |
| 7222 | Limited-service eating places | (E) | (D) | (D) | 21 | 3 | 4 | 4 | 8 | 2 | — | — | — | — | |
| 72221 | Limited-service eating places | (E) | (D) | (D) | 21 | 3 | 4 | 4 | 8 | 2 | — | — | — | — | |
| 722211 | Limited-service restaurants | 417 | 867 | 3 447 | 19 | 2 | 4 | 4 | 7 | 2 | — | — | — | — | |
| 81 | Other services (except public administration) | 506 | 1 983 | 8 376 | 90 | 57 | 18 | 9 | 6 | — | — | — | — | — | |
| 811 | Repair & maintenance | 164 | 814 | 3 548 | 30 | 21 | 4 | 3 | 2 | — | — | — | — | — | |
| 812 | Personal & laundry services | 146 | 690 | 2 713 | 22 | 12 | 5 | 2 | 3 | — | — | — | — | — | |
| 813 | Religious, grantmaking, civic, prof & like organizations | 196 | 479 | 2 115 | 38 | 24 | 9 | 4 | 1 | — | — | — | — | — | |
| 8131 | Religious organizations | 157 | 343 | 1 558 | 26 | 15 | 6 | 4 | 1 | — | — | — | — | — | |
| 81311 | Religious organizations | 157 | 343 | 1 558 | 26 | 15 | 6 | 4 | 1 | — | — | — | — | — | |
| 813110 | Religious organizations | 157 | 343 | 1 558 | 26 | 15 | 6 | 4 | 1 | — | — | — | — | — | |
| 95 | Auxiliaries (exc corporate, subsidiary & regional mgt) | (B) | (D) | (D) | 3 | 1 | 1 | — | 1 | — | — | — | — | — | |
| 99 | Unclassified establishments | 4 | 14 | 51 | 7 | 7 | — | — | — | — | — | — | — | — | |

See footnotes at end of table.

Table 6. Counties—Employees, Payroll, and Establishments by Industry: 2000—Con.

[Excludes most government employees, railroad employees, and self-employed persons. Size class 1 to 4 includes establishments with payroll, but no employees, during mid-March pay period. (D) denotes figures withheld to avoid disclosing data for individual companies; the data are included in broader industry totals. Detailed industries with 100 or more employees are shown if industry was not a (D). For explanation of terms, abbreviations, and data reliability/comparability, see introductory text]

| NAICS code | Industry | Number of employees for week including March 12 | Payroll (\$1,000) | | Total number of establishments | Number of establishments by employment-size class | | | | | | | | |
|----------------|--|---|-------------------|----------------|--------------------------------|---|------------|------------|-----------|-----------|------------|------------|------------|---------------|
| | | | First quarter | Annual | | 1 to 4 | 5 to 9 | 10 to 19 | 20 to 49 | 50 to 99 | 100 to 249 | 250 to 499 | 500 to 999 | 1,000 or more |
| LINCOLN | | | | | | | | | | | | | | |
| | Total | 10 754 | 61 323 | 246 603 | 797 | 410 | 193 | 108 | 54 | 20 | 6 | 3 | 2 | 1 |
| 11 | Forestry, fishing, hunting, and agriculture support | 276 | 1 343 | 6 187 | 41 | 19 | 10 | 11 | 1 | — | — | — | — | — |
| 113 | Forestry and logging | (E) | (D) | (D) | 40 | 18 | 10 | 11 | 1 | — | — | — | — | — |
| 1133 | Logging | 264 | 1 310 | 6 020 | 37 | 16 | 10 | 10 | 1 | — | — | — | — | — |
| 11331 | Logging | 264 | 1 310 | 6 020 | 37 | 16 | 10 | 10 | 1 | — | — | — | — | — |
| 113310 | Logging | 264 | 1 310 | 6 020 | 37 | 16 | 10 | 10 | 1 | — | — | — | — | — |
| 21 | Mining | (B) | (D) | (D) | 9 | 5 | 2 | 2 | — | — | — | — | — | — |
| 22 | Utilities | 53 | 7 756 | 2 747 | 5 | 1 | 3 | — | 1 | — | — | — | — | — |
| 23 | Construction | 989 | 6 456 | 22 617 | 69 | 31 | 15 | 15 | 3 | 4 | — | 1 | — | — |
| 233 | Building, developing & general contracting | 107 | 598 | 2 496 | 12 | 8 | 2 | 1 | — | 1 | — | — | — | — |
| 234 | Heavy construction | 469 | 3 704 | 11 950 | 12 | 2 | 5 | 2 | — | 2 | — | 1 | — | — |
| 2341 | Highway, street, bridge & tunnel construction ... | (E) | (D) | (D) | 3 | — | 1 | — | — | 1 | — | 1 | — | — |
| 23411 | Highway & street construction | (E) | (D) | (D) | 3 | — | 1 | — | — | 1 | — | 1 | — | — |
| 2349 | Other heavy construction | (C) | (D) | (D) | 9 | 2 | 4 | 2 | — | 1 | — | — | — | — |
| 23491 | Water, sewer & pipeline construction | 102 | 764 | 3 372 | 4 | — | 1 | 2 | — | 1 | — | — | — | — |
| 234910 | Water, sewer & pipeline construction | 102 | 764 | 3 372 | 4 | — | 1 | 2 | — | 1 | — | — | — | — |
| 235 | Special trade contractors | 413 | 2 154 | 8 171 | 45 | 21 | 8 | 12 | 3 | 1 | — | — | — | — |
| 2359 | Other special trade contractors | 139 | 992 | 2 835 | 8 | 4 | — | 3 | — | 1 | — | — | — | — |
| 31-33 | Manufacturing | 1 358 | 12 292 | 44 577 | 28 | 9 | 5 | 5 | 4 | 1 | 3 | — | 1 | — |
| 315 | Apparel manufacturing | (C) | (D) | (D) | 1 | — | — | — | — | — | 1 | — | — | — |
| 3152 | Cut & sew apparel mfg | (C) | (D) | (D) | 1 | — | — | — | — | — | 1 | — | — | — |
| 31522 | Men's, boys' cut & sew apparel mfg | (C) | (D) | (D) | 1 | — | — | — | — | — | 1 | — | — | — |
| 321 | Wood product mfg | 258 | 1 677 | 6 186 | 7 | 1 | 2 | 2 | — | 1 | 1 | — | — | — |
| 3211 | Sawmills & wood preservation | (C) | (D) | (D) | 5 | — | 2 | 1 | — | 1 | 1 | — | — | — |
| 32111 | Sawmills & wood preservation | (C) | (D) | (D) | 5 | — | 2 | 1 | — | 1 | 1 | — | — | — |
| 331 | Primary metal mfg | (C) | (D) | (D) | 1 | — | — | — | — | — | 1 | — | — | — |
| 3313 | Alumina & aluminum production & processing .. | (C) | (D) | (D) | 1 | — | — | — | — | — | 1 | — | — | — |
| 33131 | Alumina & aluminum production & processing | (C) | (D) | (D) | 1 | — | — | — | — | — | 1 | — | — | — |
| 332 | Fabricated metal product mfg | 120 | 928 | 3 898 | 4 | — | 1 | 1 | 2 | — | — | — | — | — |
| 336 | Transportation equipment mfg | (F) | (D) | (D) | 1 | — | — | — | — | — | — | — | 1 | — |
| 3363 | Motor vehicle parts mfg | (F) | (D) | (D) | 1 | — | — | — | — | — | — | — | 1 | — |
| 33632 | MV electrical & electronic equipment mfg | (F) | (D) | (D) | 1 | — | — | — | — | — | — | — | 1 | — |
| 42 | Wholesale trade | 837 | 5 791 | 23 037 | 43 | 22 | 14 | 1 | 4 | 1 | — | — | 1 | — |
| 421 | Wholesale trade, durable goods | 124 | 992 | 3 944 | 29 | 20 | 6 | 1 | 2 | — | — | — | — | — |
| 422 | Wholesale trade, nondurable goods | 713 | 4 799 | 19 093 | 14 | 2 | 8 | — | 2 | 1 | — | — | 1 | — |
| 4229 | Miscellaneous nondurable goods whsle | (F) | (D) | (D) | 3 | 1 | 1 | — | — | — | — | — | 1 | — |
| 42294 | Tobacco & tobacco product whsle | (F) | (D) | (D) | 1 | — | — | — | — | — | — | — | 1 | — |
| 44-45 | Retail trade | 1 688 | 7 170 | 29 185 | 179 | 93 | 48 | 26 | 8 | 3 | — | 1 | — | — |
| 441 | Motor vehicle & parts dealers | 333 | 2 344 | 9 550 | 28 | 14 | 5 | 3 | 4 | 2 | — | — | — | — |
| 4411 | Automobile dealers | 250 | 1 935 | 7 833 | 13 | 6 | 1 | — | 4 | 2 | — | — | — | — |
| 44111 | New car dealers | 243 | 1 897 | 7 536 | 7 | — | 1 | — | 4 | 2 | — | — | — | — |
| 441110 | New car dealers | 243 | 1 897 | 7 536 | 7 | — | 1 | — | 4 | 2 | — | — | — | — |
| 445 | Food & beverage stores | 109 | 308 | 1 305 | 10 | 6 | 3 | — | — | 1 | — | — | — | — |
| 4451 | Grocery stores | (C) | (D) | (D) | 9 | 5 | 3 | — | — | 1 | — | — | — | — |
| 447 | Gasoline stations | 188 | 550 | 2 301 | 33 | 17 | 10 | 6 | — | — | — | — | — | — |
| 4471 | Gasoline stations | 188 | 550 | 2 301 | 33 | 17 | 10 | 6 | — | — | — | — | — | — |
| 44711 | Gasoline stations with convenience stores ... | 139 | 422 | 1 739 | 25 | 13 | 8 | 4 | — | — | — | — | — | — |
| 447110 | Gasoline stations with convenience stores . | 139 | 422 | 1 739 | 25 | 13 | 8 | 4 | — | — | — | — | — | — |
| 448 | Clothing & clothing accessories stores | 144 | 382 | 1 578 | 26 | 14 | 7 | 4 | 1 | — | — | — | — | — |
| 4481 | Clothing stores | 115 | 302 | 1 269 | 17 | 8 | 4 | 4 | 1 | — | — | — | — | — |
| 452 | General merchandise stores | 534 | 1 755 | 7 570 | 12 | 3 | 6 | 2 | — | — | — | 1 | — | — |
| 4529 | Other general merchandise stores | 534 | 1 755 | 7 570 | 12 | 3 | 6 | 2 | — | — | — | 1 | — | — |
| 45291 | Warehouse clubs & superstores | (E) | (D) | (D) | 1 | — | — | — | — | — | — | 1 | — | — |
| 48-49 | Transportation & warehousing | 396 | 4 073 | 17 436 | 43 | 28 | 10 | 2 | 2 | — | 1 | — | — | — |
| 484 | Truck transportation | 393 | 4 055 | 17 361 | 40 | 25 | 10 | 2 | 2 | — | 1 | — | — | — |
| 4841 | General freight trucking | (C) | (D) | (D) | 11 | 7 | 3 | — | — | — | 1 | — | — | — |
| 48412 | General freight trucking, long-distance | (C) | (D) | (D) | 5 | 3 | 1 | — | — | — | 1 | — | — | — |
| 4842 | Specialized freight trucking | (C) | (D) | (D) | 29 | 18 | 7 | 2 | 2 | — | — | — | — | — |
| 48422 | Specialized freight (exc used) trucking, local .. | 105 | 495 | 1 737 | 23 | 15 | 6 | 1 | 1 | — | — | — | — | — |
| 484220 | Specialized freight (exc used) trucking, local .. | 105 | 495 | 1 737 | 23 | 15 | 6 | 1 | 1 | — | — | — | — | — |
| 51 | Information | 151 | 895 | 3 463 | 15 | 6 | 6 | 1 | 1 | 1 | — | — | — | — |
| 52 | Finance & insurance | 255 | 1 799 | 7 445 | 51 | 35 | 10 | 4 | 2 | — | — | — | — | — |
| 522 | Credit intermediation & related activities | 214 | 1 530 | 6 147 | 35 | 22 | 7 | 4 | 2 | — | — | — | — | — |
| 5221 | Depository credit intermediation | 153 | 1 167 | 4 698 | 12 | 2 | 4 | 4 | 2 | — | — | — | — | — |
| 52211 | Commercial banking | 153 | 1 167 | 4 698 | 12 | 2 | 4 | 4 | 2 | — | — | — | — | — |
| 522110 | Commercial banking | 153 | 1 167 | 4 698 | 12 | 2 | 4 | 4 | 2 | — | — | — | — | — |
| 53 | Real estate & rental & leasing | 95 | 513 | 2 105 | 24 | 17 | 6 | 1 | — | — | — | — | — | — |

See footnotes at end of table.

Table 6. Counties—Employees, Payroll, and Establishments by Industry: 2000—Con.

[Excludes most government employees, railroad employees, and self-employed persons. Size class 1 to 4 includes establishments with payroll, but no employees, during mid-March pay period. (D) denotes figures withheld to avoid disclosing data for individual companies; the data are included in broader industry totals. Detailed industries with 100 or more employees are shown if industry was not a (D). For explanation of terms, abbreviations, and data reliability/comparability, see introductory text]

| NAICS code | Industry | Number of employees for week including March 12 | Payroll (\$1,000) | | Total number of establishments | Number of establishments by employment-size class | | | | | | | | |
|---------------------|---|---|-------------------|----------------|--------------------------------|---|------------|------------|------------|-----------|------------|------------|------------|---------------|
| | | | First quarter | Annual | | 1 to 4 | 5 to 9 | 10 to 19 | 20 to 49 | 50 to 99 | 100 to 249 | 250 to 499 | 500 to 999 | 1,000 or more |
| LINCOLN—Con. | | | | | | | | | | | | | | |
| 54 | Professional, scientific & technical services | 194 | 871 | 4 544 | 52 | 39 | 8 | 4 | 1 | — | — | — | — | — |
| 541 | Professional, scientific & technical services | 194 | 871 | 4 544 | 52 | 39 | 8 | 4 | 1 | — | — | — | — | — |
| 55 | Management of companies & enterprises | (A) | (D) | (D) | 1 | 1 | — | — | — | — | — | — | — | — |
| 56 | Admin, support, waste mgt, remediation services | 142 | 808 | 3 117 | 18 | 12 | 2 | 1 | 2 | 1 | — | — | — | — |
| 561 | Administrative & support services | 142 | 808 | 3 117 | 18 | 12 | 2 | 1 | 2 | 1 | — | — | — | — |
| 61 | Educational services | (B) | (D) | (D) | 5 | 2 | 1 | — | 1 | 1 | — | — | — | — |
| 62 | Health care and social assistance | 1 455 | 7 167 | 32 584 | 60 | 19 | 19 | 10 | 5 | 4 | 2 | 1 | — | — |
| 621 | Ambulatory health care services | 352 | 2 455 | 12 543 | 43 | 15 | 16 | 9 | 3 | — | — | — | — | — |
| 6211 | Offices of physicians | 166 | 1 494 | 8 335 | 22 | 7 | 8 | 7 | — | — | — | — | — | — |
| 62111 | Offices of physicians | 166 | 1 494 | 8 335 | 22 | 7 | 8 | 7 | — | — | — | — | — | — |
| 621111 | Offices of physicians (exc mental health) | 166 | 1 494 | 8 335 | 22 | 7 | 8 | 7 | — | — | — | — | — | — |
| 622 | Hospitals | (E) | (D) | (D) | 1 | — | — | — | — | — | — | 1 | — | — |
| 6221 | General medical & surgical hospitals | (E) | (D) | (D) | 1 | — | — | — | — | — | — | 1 | — | — |
| 62211 | General medical & surgical hospitals | (E) | (D) | (D) | 1 | — | — | — | — | — | — | 1 | — | — |
| 623 | Nursing & residential care facilities | (E) | (D) | (D) | 7 | — | 1 | 1 | — | 3 | 2 | — | — | — |
| 6231 | Nursing care facilities | 348 | 1 274 | 5 287 | 4 | — | — | — | — | 3 | 1 | — | — | — |
| 62311 | Nursing care facilities | 348 | 1 274 | 5 287 | 4 | — | — | — | — | 3 | 1 | — | — | — |
| 623110 | Nursing care facilities | 348 | 1 274 | 5 287 | 4 | — | — | — | — | 3 | 1 | — | — | — |
| 6232 | Residential mental retardation, health facil | (C) | (D) | (D) | 1 | — | — | — | — | — | 1 | — | — | — |
| 62321 | Residential mental retardation facilities | (C) | (D) | (D) | 1 | — | — | — | — | — | 1 | — | — | — |
| 624 | Social assistance | (C) | (D) | (D) | 9 | 4 | 2 | — | 2 | 1 | — | — | — | — |
| 71 | Arts, entertainment & recreation | (B) | (D) | (D) | 6 | 4 | 1 | 1 | — | — | — | — | — | — |
| 72 | Accommodation & food services | 911 | 1 914 | 7 505 | 49 | 11 | 6 | 15 | 14 | 3 | — | — | — | — |
| 722 | Food services & drinking places | 813 | 1 721 | 6 676 | 41 | 9 | 6 | 11 | 12 | 3 | — | — | — | — |
| 7221 | Full-service restaurants | (E) | (D) | (D) | 16 | 4 | 2 | 4 | 5 | 1 | — | — | — | — |
| 72211 | Full-service restaurants | (E) | (D) | (D) | 16 | 4 | 2 | 4 | 5 | 1 | — | — | — | — |
| 7222 | Limited-service eating places | 517 | 995 | 4 062 | 24 | 4 | 4 | 7 | 7 | 2 | — | — | — | — |
| 72221 | Limited-service eating places | 517 | 995 | 4 062 | 24 | 4 | 4 | 7 | 7 | 2 | — | — | — | — |
| 81 | Other services (except public administration) | 544 | 1 620 | 6 765 | 89 | 51 | 26 | 8 | 3 | 1 | — | — | — | — |
| 811 | Repair & maintenance | 107 | 591 | 2 507 | 29 | 20 | 7 | 1 | 1 | — | — | — | — | — |
| 813 | Religious, grantmaking, civic, prof & like organizations | 348 | 715 | 2 982 | 49 | 28 | 14 | 5 | 1 | 1 | — | — | — | — |
| 8131 | Religious organizations | 331 | 670 | 2 728 | 42 | 22 | 13 | 5 | 1 | 1 | — | — | — | — |
| 81311 | Religious organizations | 331 | 670 | 2 728 | 42 | 22 | 13 | 5 | 1 | 1 | — | — | — | — |
| 813110 | Religious organizations | 331 | 670 | 2 728 | 42 | 22 | 13 | 5 | 1 | 1 | — | — | — | — |
| 95 | Auxiliaries (exc corporate, subsidiary & regional mgt) | (G) | (D) | (D) | 3 | — | — | — | 2 | — | — | — | — | 1 |
| 99 | Unclassified establishments | (B) | (D) | (D) | 7 | 5 | 1 | 1 | — | — | — | — | — | — |
| LOWNDES | | | | | | | | | | | | | | |
| | Total | 24 717 | 145 285 | 586 851 | 1 632 | 801 | 371 | 240 | 127 | 55 | 23 | 10 | 5 | — |
| 11 | Forestry, fishing, hunting, and agriculture support | 78 | 522 | 2 025 | 7 | 1 | 3 | 2 | 1 | — | — | — | — | — |
| 21 | Mining | (B) | (D) | (D) | 3 | 1 | — | 2 | — | — | — | — | — | — |
| 22 | Utilities | 158 | 1 458 | 5 925 | 13 | 9 | — | 2 | 1 | 1 | — | — | — | — |
| 221 | Utilities | 158 | 1 458 | 5 925 | 13 | 9 | — | 2 | 1 | 1 | — | — | — | — |
| 2211 | Elec pwr generation, transmns & distribution | (C) | (D) | (D) | 3 | 1 | — | 1 | — | 1 | — | — | — | — |
| 22112 | Electric pwr transmns, control & distribution | (C) | (D) | (D) | 2 | — | — | 1 | — | 1 | — | — | — | — |
| 23 | Construction | 1 972 | 10 870 | 49 338 | 169 | 69 | 44 | 30 | 19 | 5 | 2 | — | — | — |
| 233 | Building, developing & general contracting | 470 | 2 733 | 10 092 | 43 | 16 | 9 | 11 | 6 | 1 | — | — | — | — |
| 2332 | Residential building construction | (C) | (D) | (D) | 22 | 12 | 5 | 4 | 1 | — | — | — | — | — |
| 23321 | Single-family housing construction | (C) | (D) | (D) | 22 | 12 | 5 | 4 | 1 | — | — | — | — | — |
| 2333 | Nonresidential building construction | 293 | 1 906 | 6 711 | 19 | 4 | 4 | 6 | 4 | 1 | — | — | — | — |
| 23332 | Commercial & institutional bldg construction | 214 | 1 228 | 4 773 | 15 | 2 | 4 | 5 | 4 | — | — | — | — | — |
| 233320 | Commercial & institutional bldg construction | 214 | 1 228 | 4 773 | 15 | 2 | 4 | 5 | 4 | — | — | — | — | — |
| 234 | Heavy construction | 388 | 2 172 | 10 737 | 9 | 1 | 1 | 1 | 3 | 2 | 1 | — | — | — |
| 2341 | Highway, street, bridge & tunnel construction | (E) | (D) | (D) | 6 | — | — | — | 1 | 2 | 1 | — | — | — |
| 23411 | Highway & street construction | 269 | 1 353 | 7 651 | 4 | — | — | — | 2 | 1 | 1 | — | — | — |
| 234110 | Highway & street construction | 269 | 1 353 | 7 651 | 4 | — | — | — | 2 | 1 | 1 | — | — | — |

See footnotes at end of table.

Table 6. Counties—Employees, Payroll, and Establishments by Industry: 2000—Con.

[Excludes most government employees, railroad employees, and self-employed persons. Size class 1 to 4 includes establishments with payroll, but no employees, during mid-March pay period. (D) denotes figures withheld to avoid disclosing data for individual companies; the data are included in broader industry totals. Detailed industries with 100 or more employees are shown if industry was not a (D). For explanation of terms, abbreviations, and data reliability/comparability, see introductory text]

| NAICS code | Industry | Number of employees for week including March 12 | Payroll (\$1,000) | | Total number of establishments | Number of establishments by employment-size class | | | | | | | | | |
|--------------|--|---|-------------------|----------------|--------------------------------|---|-----------|-----------|-----------|----------|------------|------------|------------|---------------|---|
| | | | First quarter | Annual | | 1 to 4 | 5 to 9 | 10 to 19 | 20 to 49 | 50 to 99 | 100 to 249 | 250 to 499 | 500 to 999 | 1,000 or more | |
| | | | | | | | | | | | | | | | |
| 23 | LOWNDES—Con. | | | | | | | | | | | | | | |
| | Construction—Con. | | | | | | | | | | | | | | |
| 235 | Special trade contractors | 1 114 | 5 965 | 28 509 | 117 | 52 | 34 | 18 | 10 | 2 | 1 | - | - | - | - |
| 2351 | Plumbing, heating & AC contractor | 206 | 1 216 | 5 012 | 21 | 11 | 3 | 3 | 4 | - | - | - | - | - | - |
| 23511 | Plumbing, heating & AC contractor | 206 | 1 216 | 5 012 | 21 | 11 | 3 | 3 | 4 | - | - | - | - | - | - |
| 235110 | Plumbing, heating & AC contractor | 206 | 1 216 | 5 012 | 21 | 11 | 3 | 3 | 4 | - | - | - | - | - | - |
| 2353 | Electrical contractors | 146 | 922 | 3 425 | 20 | 8 | 6 | 5 | 1 | - | - | - | - | - | - |
| 23531 | Electrical contractors | 146 | 922 | 3 425 | 20 | 8 | 6 | 5 | 1 | - | - | - | - | - | - |
| 235310 | Electrical contractors | 146 | 922 | 3 425 | 20 | 8 | 6 | 5 | 1 | - | - | - | - | - | - |
| 2354 | Masonry, drywall, insulation, tile contractors | 105 | 273 | 950 | 13 | 5 | 5 | 2 | 1 | - | - | - | - | - | - |
| 2356 | Roofing, siding, & sheet metal contractors | 229 | 1 198 | 7 638 | 13 | 2 | 4 | 5 | - | 2 | - | - | - | - | - |
| 23561 | Roofing, siding, & sheet metal contractors | 229 | 1 198 | 7 638 | 13 | 2 | 4 | 5 | - | 2 | - | - | - | - | - |
| 235610 | Roofing, siding, & sheet metal contractors | 229 | 1 198 | 7 638 | 13 | 2 | 4 | 5 | - | 2 | - | - | - | - | - |
| 2357 | Concrete contractors | 128 | 732 | 3 708 | 6 | 3 | 1 | 1 | - | - | 1 | - | - | - | - |
| 23571 | Concrete contractors | 128 | 732 | 3 708 | 6 | 3 | 1 | 1 | - | - | 1 | - | - | - | - |
| 235710 | Concrete contractors | 128 | 732 | 3 708 | 6 | 3 | 1 | 1 | - | - | 1 | - | - | - | - |
| 2359 | Other special trade contractors | 260 | 1 500 | 7 259 | 31 | 14 | 11 | 2 | 4 | - | - | - | - | - | - |
| 23599 | All other special trade contractors | 121 | 564 | 2 663 | 15 | 6 | 6 | 2 | 1 | - | - | - | - | - | - |
| 235990 | All other special trade contractors | 121 | 564 | 2 663 | 15 | 6 | 6 | 2 | 1 | - | - | - | - | - | - |
| 31-33 | Manufacturing | 6 381 | 54 461 | 205 343 | 71 | 19 | 12 | 10 | 7 | 8 | 4 | 8 | 3 | - | - |
| 313 | Textile mills | (C) | (D) | (D) | 2 | - | - | - | - | 2 | - | - | - | - | - |
| 3132 | Fabric mills | (C) | (D) | (D) | 2 | - | - | - | - | 2 | - | - | - | - | - |
| 315 | Apparel manufacturing | (E) | (D) | (D) | 3 | 1 | - | - | - | - | 1 | 1 | - | - | - |
| 3152 | Cut & sew apparel mfg | (E) | (D) | (D) | 3 | 1 | - | - | - | - | 1 | 1 | - | - | - |
| 31522 | Men's, boys' cut & sew apparel mfg | (E) | (D) | (D) | 3 | 1 | - | - | - | - | 1 | 1 | - | - | - |
| 321 | Wood product mfg | 1 077 | 6 460 | 22 780 | 8 | 1 | 3 | 1 | 1 | 1 | - | - | 1 | - | - |
| 3219 | Other wood product mfg | (F) | (D) | (D) | 4 | 1 | 1 | 1 | - | - | - | - | 1 | - | - |
| 32199 | All other wood product mfg | (F) | (D) | (D) | 1 | - | - | - | - | - | - | - | 1 | - | - |
| 322 | Paper mfg | (G) | (D) | (D) | 3 | 1 | - | - | - | - | - | - | 2 | - | - |
| 3221 | Pulp, paper & paperboard mills | (F) | (D) | (D) | 1 | - | - | - | - | - | - | - | 1 | - | - |
| 32212 | Paper mills | (F) | (D) | (D) | 1 | - | - | - | - | - | - | - | 1 | - | - |
| 3222 | Converted paper product mfg | (F) | (D) | (D) | 2 | 1 | - | - | - | - | - | - | 1 | - | - |
| 32222 | Paper bag & coated & treated paper mfg | (F) | (D) | (D) | 1 | - | - | - | - | - | - | - | 1 | - | - |
| 325 | Chemical mfg | (C) | (D) | (D) | 2 | 1 | - | - | - | - | 1 | - | - | - | - |
| 3251 | Basic chemical mfg | (C) | (D) | (D) | 1 | - | - | - | - | - | 1 | - | - | - | - |
| 32518 | Other basic inorganic chemical mfg | (C) | (D) | (D) | 1 | - | - | - | - | - | 1 | - | - | - | - |
| 326 | Plastics & rubber products mfg | (C) | (D) | (D) | 2 | - | - | 1 | - | - | 1 | - | - | - | - |
| 3262 | Rubber product mfg | (C) | (D) | (D) | 1 | - | - | - | - | - | 1 | - | - | - | - |
| 32629 | Other rubber product mfg | (C) | (D) | (D) | 1 | - | - | - | - | - | 1 | - | - | - | - |
| 327 | Nonmetallic mineral product mfg | 282 | 2 438 | 9 622 | 9 | 3 | - | 2 | 2 | 1 | 1 | - | - | - | - |
| 3273 | Cement & concrete product mfg | (C) | (D) | (D) | 6 | 2 | - | 1 | 2 | - | 1 | - | - | - | - |
| 32731 | Cement mfg | (C) | (D) | (D) | 1 | - | - | - | - | - | 1 | - | - | - | - |
| 332 | Fabricated metal product mfg | (E) | (D) | (D) | 8 | 2 | 1 | 1 | 2 | 1 | - | 1 | - | - | - |
| 3323 | Architectural & structural metals mfg | (E) | (D) | (D) | 2 | 1 | - | - | - | - | - | 1 | - | - | - |
| 33231 | Plate work & fabricated structural prod mfg | (E) | (D) | (D) | 1 | - | - | - | - | - | - | 1 | - | - | - |
| 3327 | Mach shops, turn prod, screw, nut, bolt mfg | (C) | (D) | (D) | 5 | 1 | 1 | 1 | 1 | 1 | - | - | - | - | - |
| 33271 | Machine shops | (C) | (D) | (D) | 5 | 1 | 1 | 1 | 1 | 1 | - | - | - | - | - |
| 335 | Electrical equip, appliance & component mfg | 752 | 6 151 | 25 257 | 4 | - | 1 | - | 1 | - | - | 2 | - | - | - |
| 3353 | Electrical equipment mfg | 752 | 6 151 | 25 257 | 4 | - | 1 | - | 1 | - | - | 2 | - | - | - |
| 33531 | Electrical equipment mfg | 752 | 6 151 | 25 257 | 4 | - | 1 | - | 1 | - | - | 2 | - | - | - |
| 337 | Furniture & related product mfg | (F) | (D) | (D) | 5 | 2 | 1 | - | - | - | - | 2 | - | - | - |
| 3371 | HH & institutional furniture & kitchen cabinet mfg | (E) | (D) | (D) | 3 | 2 | - | - | - | - | - | 1 | - | - | - |
| 33712 | Household & institutional furniture mfg | (E) | (D) | (D) | 1 | - | - | - | - | - | - | 1 | - | - | - |
| 3372 | Office furniture (including fixtures) mfg | (E) | (D) | (D) | 2 | - | 1 | - | - | - | - | 1 | - | - | - |
| 33721 | Office furniture (including fixtures) mfg | (E) | (D) | (D) | 2 | - | 1 | - | - | - | - | 1 | - | - | - |
| 339 | Miscellaneous mfg | (F) | (D) | (D) | 7 | 4 | 1 | - | - | - | - | 2 | - | - | - |
| 3391 | Medical equipment & supplies mfg | (F) | (D) | (D) | 4 | 2 | - | - | - | - | - | 2 | - | - | - |
| 33911 | Medical equipment & supplies mfg | (F) | (D) | (D) | 4 | 2 | - | - | - | - | - | 2 | - | - | - |
| 42 | Wholesale trade | 985 | 7 244 | 31 050 | 83 | 34 | 19 | 15 | 12 | 3 | - | - | - | - | - |
| 421 | Wholesale trade, durable goods | 705 | 5 181 | 22 052 | 58 | 21 | 16 | 12 | 6 | 3 | - | - | - | - | - |
| 4211 | Motor vehicle, motor vehicle pt & supply whsle | 136 | 1 051 | 4 165 | 8 | 2 | 4 | 1 | - | 1 | - | - | - | - | - |
| 42111 | Automobile & other motor vehicle whsle | (C) | (D) | (D) | 3 | - | 2 | - | - | 1 | - | - | - | - | - |
| 4214 | Professional & commercial equip & supp whsle | 141 | 1 096 | 5 484 | 7 | 2 | 2 | 2 | - | 1 | - | - | - | - | - |
| 42143 | Computer & peripheral equip & software whsle | (C) | (D) | (D) | 4 | 1 | 1 | 1 | - | 1 | - | - | - | - | - |
| 4218 | Machinery, equipment & supplies whsle | 193 | 1 621 | 6 733 | 19 | 5 | 6 | 4 | 4 | - | - | - | - | - | - |
| 422 | Wholesale trade, nondurable goods | 280 | 2 063 | 8 998 | 25 | 13 | 3 | 3 | 6 | - | - | - | - | - | - |

See footnotes at end of table.

Table 6. Counties—Employees, Payroll, and Establishments by Industry: 2000—Con.

[Excludes most government employees, railroad employees, and self-employed persons. Size class 1 to 4 includes establishments with payroll, but no employees, during mid-March pay period. (D) denotes figures withheld to avoid disclosing data for individual companies; the data are included in broader industry totals. Detailed industries with 100 or more employees are shown if industry was not a (D). For explanation of terms, abbreviations, and data reliability/comparability, see introductory text]

| NAICS code | Industry | Number of employees for week including March 12 | Payroll (\$1,000) | | Total number of establishments | Number of establishments by employment-size class | | | | | | | | |
|---------------------|--|---|-------------------|---------------|--------------------------------|---|------------|-----------|-----------|----------|------------|------------|------------|---------------|
| | | | First quarter | Annual | | 1 to 4 | 5 to 9 | 10 to 19 | 20 to 49 | 50 to 99 | 100 to 249 | 250 to 499 | 500 to 999 | 1,000 or more |
| LOWNDES—Con. | | | | | | | | | | | | | | |
| 44-45 | Retail trade | 4 143 | 16 850 | 69 029 | 369 | 174 | 102 | 55 | 21 | 8 | 8 | 1 | — | — |
| 441 | Motor vehicle & parts dealers | 540 | 3 778 | 15 672 | 47 | 20 | 8 | 11 | 6 | 2 | — | — | — | — |
| 4411 | Automobile dealers | 316 | 2 590 | 10 539 | 23 | 14 | — | 3 | 4 | 2 | — | — | — | — |
| 44111 | New car dealers | 278 | 2 435 | 9 810 | 9 | 1 | — | 2 | 4 | 2 | — | — | — | — |
| 441110 | New car dealers | 278 | 2 435 | 9 810 | 9 | 1 | — | 2 | 4 | 2 | — | — | — | — |
| 4413 | Automotive parts, accessories & tire stores | (C) | (D) | (D) | 22 | 5 | 7 | 8 | 2 | — | — | — | — | — |
| 44131 | Automotive parts, accessories & tire stores | 156 | 817 | 3 388 | 17 | 4 | 6 | 6 | 1 | — | — | — | — | — |
| 441310 | Automotive parts, accessories & tire stores | 156 | 817 | 3 388 | 17 | 4 | 6 | 6 | 1 | — | — | — | — | — |
| 442 | Furniture & home furnishing stores | 127 | 553 | 2 265 | 23 | 12 | 5 | 5 | 1 | — | — | — | — | — |
| 444 | Bldg material & garden equip & supp dealers | 352 | 1 749 | 6 878 | 28 | 9 | 11 | 4 | 3 | — | 1 | — | — | — |
| 4441 | Building material & supplies dealers | 299 | 1 564 | 6 101 | 20 | 6 | 8 | 2 | 3 | — | 1 | — | — | — |
| 44411 | Home centers | (C) | (D) | (D) | 2 | — | — | — | 1 | — | 1 | — | — | — |
| 44419 | Other building material dealers | 112 | 722 | 2 854 | 12 | 2 | 6 | 2 | 2 | — | — | — | — | — |
| 444190 | Other building material dealers | 112 | 722 | 2 854 | 12 | 2 | 6 | 2 | 2 | — | — | — | — | — |
| 445 | Food & beverage stores | 750 | 2 222 | 7 222 | 51 | 25 | 13 | 5 | 3 | 3 | 2 | — | — | — |
| 4451 | Grocery stores | 716 | 2 114 | 6 752 | 38 | 15 | 10 | 5 | 3 | 3 | 2 | — | — | — |
| 44511 | Grocery (except convenience) stores | 601 | 1 903 | 5 900 | 19 | 4 | 6 | 2 | 2 | 3 | 2 | — | — | — |
| 445110 | Grocery (except convenience) stores | 601 | 1 903 | 5 900 | 19 | 4 | 6 | 2 | 2 | 3 | 2 | — | — | — |
| 44512 | Convenience stores | 115 | 211 | 852 | 19 | 11 | 4 | 3 | 1 | — | — | — | — | — |
| 445120 | Convenience stores | 115 | 211 | 852 | 19 | 11 | 4 | 3 | 1 | — | — | — | — | — |
| 446 | Health & personal care stores | 122 | 696 | 3 136 | 21 | 8 | 9 | 4 | — | — | — | — | — | — |
| 4461 | Health & personal care stores | 122 | 696 | 3 136 | 21 | 8 | 9 | 4 | — | — | — | — | — | — |
| 447 | Gasoline stations | 508 | 1 538 | 6 722 | 43 | 16 | 16 | 7 | 2 | 1 | 1 | — | — | — |
| 4471 | Gasoline stations | 508 | 1 538 | 6 722 | 43 | 16 | 16 | 7 | 2 | 1 | 1 | — | — | — |
| 44711 | Gasoline stations with convenience stores | 481 | 1 408 | 6 014 | 35 | 10 | 15 | 6 | 2 | 1 | 1 | — | — | — |
| 447110 | Gasoline stations with convenience stores | 481 | 1 408 | 6 014 | 35 | 10 | 15 | 6 | 2 | 1 | 1 | — | — | — |
| 448 | Clothing & clothing accessories stores | 406 | 1 138 | 4 582 | 48 | 25 | 14 | 5 | 2 | 2 | — | — | — | — |
| 4481 | Clothing stores | 333 | 930 | 3 664 | 32 | 16 | 10 | 2 | 2 | 2 | — | — | — | — |
| 44814 | Family clothing stores | 224 | 627 | 2 423 | 9 | 3 | 2 | 1 | 1 | 2 | — | — | — | — |
| 448140 | Family clothing stores | 224 | 627 | 2 423 | 9 | 3 | 2 | 1 | 1 | 2 | — | — | — | — |
| 452 | General merchandise stores | 770 | 2 600 | 11 818 | 19 | 3 | 7 | 5 | — | — | 3 | 1 | — | — |
| 4521 | Department stores | 647 | 2 301 | 10 561 | 4 | — | — | — | — | — | 3 | 1 | — | — |
| 45211 | Department stores | 647 | 2 301 | 10 561 | 4 | — | — | — | — | — | 3 | 1 | — | — |
| 452110 | Department stores | 647 | 2 301 | 10 561 | 4 | — | — | — | — | — | 3 | 1 | — | — |
| 4529 | Other general merchandise stores | 123 | 299 | 1 257 | 15 | 3 | 7 | 5 | — | — | — | — | — | — |
| 45299 | All other general merchandise stores | 123 | 299 | 1 257 | 15 | 3 | 7 | 5 | — | — | — | — | — | — |
| 452990 | All other general merchandise stores | 123 | 299 | 1 257 | 15 | 3 | 7 | 5 | — | — | — | — | — | — |
| 453 | Miscellaneous store retailers | 187 | 668 | 2 727 | 41 | 27 | 9 | 3 | 2 | — | — | — | — | — |
| 454 | Nonstore retailers | 235 | 1 316 | 5 619 | 18 | 13 | 1 | 2 | 1 | — | 1 | — | — | — |
| 4541 | Electronic shopping & mail-order houses | (C) | (D) | (D) | 3 | 2 | — | — | — | — | 1 | — | — | — |
| 45411 | Electronic shopping & mail-order houses | (C) | (D) | (D) | 3 | 2 | — | — | — | — | 1 | — | — | — |
| 48-49 | Transportation & warehousing | 650 | 4 914 | 19 698 | 61 | 30 | 9 | 16 | 4 | 1 | 1 | — | — | — |
| 484 | Truck transportation | 495 | 3 400 | 13 260 | 42 | 20 | 6 | 12 | 2 | 1 | 1 | — | — | — |
| 4841 | General freight trucking | 319 | 2 204 | 8 946 | 25 | 11 | 3 | 10 | — | — | 1 | — | — | — |
| 48412 | General freight trucking, long-distance | 287 | 2 022 | 8 180 | 19 | 8 | 2 | 8 | — | — | 1 | — | — | — |
| 484121 | General freight trucking, long-distance, TL | 243 | 1 662 | 6 677 | 15 | 7 | 1 | 6 | — | — | 1 | — | — | — |
| 4842 | Specialized freight trucking | 176 | 1 196 | 4 314 | 17 | 9 | 3 | 2 | 1 | — | — | — | — | — |
| 51 | Information | 413 | 2 599 | 9 963 | 30 | 11 | 8 | 6 | 3 | 2 | — | — | — | — |
| 513 | Broadcasting & telecommunications | 280 | 1 890 | 7 177 | 18 | 7 | 2 | 5 | 3 | 1 | — | — | — | — |
| 5131 | Radio & television broadcasting | (C) | (D) | (D) | 7 | 4 | 1 | — | 1 | 1 | — | — | — | — |
| 5133 | Telecommunications | 109 | 752 | 3 048 | 9 | 3 | 1 | 4 | 1 | — | — | — | — | — |
| 52 | Finance & insurance | 583 | 4 421 | 17 361 | 119 | 80 | 29 | 5 | 4 | 1 | — | — | — | — |
| 522 | Credit intermediation & related activities | 400 | 2 751 | 11 145 | 64 | 36 | 20 | 5 | 2 | 1 | — | — | — | — |
| 5221 | Depository credit intermediation | 299 | 2 208 | 8 810 | 33 | 13 | 12 | 5 | 2 | 1 | — | — | — | — |
| 52211 | Commercial banking | 264 | 2 017 | 7 982 | 24 | 6 | 11 | 4 | 2 | 1 | — | — | — | — |
| 522110 | Commercial banking | 264 | 2 017 | 7 982 | 24 | 6 | 11 | 4 | 2 | 1 | — | — | — | — |
| 524 | Insurance carriers & related activities | (C) | (D) | (D) | 46 | 38 | 6 | — | 2 | — | — | — | — | — |
| 5242 | Agencies & other insurance related activities | 103 | 627 | 2 776 | 38 | 33 | 4 | — | 1 | — | — | — | — | — |
| 53 | Real estate & rental & leasing | 259 | 1 308 | 4 973 | 60 | 37 | 17 | 6 | — | — | — | — | — | — |
| 532 | Rental & leasing services | 170 | 883 | 3 302 | 25 | 7 | 13 | 5 | — | — | — | — | — | — |
| 54 | Professional, scientific & technical services | 1 388 | 9 709 | 38 625 | 97 | 64 | 15 | 8 | 5 | 2 | 2 | — | 1 | — |
| 541 | Professional, scientific & technical services | 1 388 | 9 709 | 38 625 | 97 | 64 | 15 | 8 | 5 | 2 | 2 | — | 1 | — |
| 5411 | Legal services | 145 | 1 829 | 6 569 | 32 | 26 | 3 | 1 | 2 | — | — | — | — | — |
| 54111 | Offices of lawyers | (C) | (D) | (D) | 31 | 25 | 3 | 1 | 2 | — | — | — | — | — |
| 5412 | Accounting, tax prep, bookkeep, payroll services | 375 | 1 822 | 6 738 | 22 | 14 | 4 | 1 | — | 2 | 1 | — | — | — |
| 54121 | Accounting, tax prep, bookkeep, payroll services | 375 | 1 822 | 6 738 | 22 | 14 | 4 | 1 | — | 2 | 1 | — | — | — |
| 5419 | Oth professional, scientific, technical services | (F) | (D) | (D) | 15 | 7 | 5 | 1 | — | — | 1 | — | 1 | — |
| 54199 | All oth prof, scientific & technical services | (F) | (D) | (D) | 3 | — | — | 1 | — | — | 1 | — | 1 | — |
| 55 | Management of companies & enterprises | 90 | 1 364 | 5 926 | 8 | 2 | 2 | 2 | 2 | — | — | — | — | — |

See footnotes at end of table.

Table 6. **Counties—Employees, Payroll, and Establishments by Industry: 2000—Con.**

[Excludes most government employees, railroad employees, and self-employed persons. Size class 1 to 4 includes establishments with payroll, but no employees, during mid-March pay period. (D) denotes figures withheld to avoid disclosing data for individual companies; the data are included in broader industry totals. Detailed industries with 100 or more employees are shown if industry was not a (D). For explanation of terms, abbreviations, and data reliability/comparability, see introductory text]

| NAICS code | Industry | Number of employees for week including March 12 | Payroll (\$1,000) | | Total number of establishments | Number of establishments by employment-size class | | | | | | | | | |
|------------|---|---|-------------------|---------------|--------------------------------|---|-----------|-----------|-----------|----------|------------|------------|------------|---------------|---|
| | | | First quarter | Annual | | 1 to 4 | 5 to 9 | 10 to 19 | 20 to 49 | 50 to 99 | 100 to 249 | 250 to 499 | 500 to 999 | 1,000 or more | |
| | | | | | | | | | | | | | | | |
| | LOWNDES—Con. | | | | | | | | | | | | | | |
| 56 | Admin, support, waste mgmt, remediation services | 1 559 | 4 515 | 19 529 | 63 | 31 | 8 | 9 | 6 | 6 | 2 | 1 | - | - | - |
| 561 | Administrative & support services | 1 449 | 3 765 | 16 511 | 57 | 30 | 6 | 9 | 3 | 6 | 2 | 1 | - | - | - |
| 5613 | Employment services | 880 | 1 639 | 7 308 | 8 | 1 | 1 | 1 | - | 2 | 2 | 1 | - | - | - |
| 56131 | Employment placement agencies (E) | (D) | (D) | (D) | 1 | - | - | - | - | - | - | 1 | - | - | - |
| 56132 | Temporary help services (E) | (D) | (D) | (D) | 6 | 1 | - | 1 | - | 2 | 2 | - | - | - | - |
| 5617 | Services to buildings & dwellings | 434 | 1 311 | 5 759 | 26 | 13 | 2 | 5 | 2 | 4 | - | - | - | - | - |
| 56172 | Janitorial services | 307 | 924 | 3 955 | 12 | 5 | - | 2 | 2 | 3 | - | - | - | - | - |
| 561720 | Janitorial services | 307 | 924 | 3 955 | 12 | 5 | - | 2 | 2 | 3 | - | - | - | - | - |
| 562 | Waste management & remediation services | 110 | 750 | 3 018 | 6 | 1 | 2 | - | 3 | - | - | - | - | - | - |
| 61 | Educational services | 156 | 524 | 2 203 | 7 | 4 | - | - | 2 | 1 | - | - | - | - | - |
| 611 | Educational services | 156 | 524 | 2 203 | 7 | 4 | - | - | 2 | 1 | - | - | - | - | - |
| 6111 | Elementary & secondary schools | 152 | 507 | 2 106 | 4 | 1 | - | - | 2 | 1 | - | - | - | - | - |
| 61111 | Elementary & secondary schools | 152 | 507 | 2 106 | 4 | 1 | - | - | 2 | 1 | - | - | - | - | - |
| 611110 | Elementary & secondary schools | 152 | 507 | 2 106 | 4 | 1 | - | - | 2 | 1 | - | - | - | - | - |
| 62 | Health care and social assistance | 2 502 | 14 803 | 65 340 | 162 | 82 | 41 | 23 | 7 | 6 | 2 | - | 1 | - | - |
| 621 | Ambulatory health care services | 706 | 5 722 | 27 607 | 100 | 52 | 28 | 15 | 3 | 2 | - | - | - | - | - |
| 6211 | Offices of physicians | 289 | 3 305 | 16 321 | 49 | 23 | 16 | 9 | 1 | - | - | - | - | - | - |
| 62111 | Offices of physicians | 289 | 3 305 | 16 321 | 49 | 23 | 16 | 9 | 1 | - | - | - | - | - | - |
| 6212 | Offices of dentists | 108 | 624 | 3 396 | 24 | 15 | 7 | 2 | - | - | - | - | - | - | - |
| 62121 | Offices of dentists | 108 | 624 | 3 396 | 24 | 15 | 7 | 2 | - | - | - | - | - | - | - |
| 621210 | Offices of dentists | 108 | 624 | 3 396 | 24 | 15 | 7 | 2 | - | - | - | - | - | - | - |
| 6216 | Home health care services | 166 | 831 | 3 867 | 3 | - | - | 1 | - | 2 | - | - | - | - | - |
| 62161 | Home health care services | 166 | 831 | 3 867 | 3 | - | - | 1 | - | 2 | - | - | - | - | - |
| 621610 | Home health care services | 166 | 831 | 3 867 | 3 | - | - | 1 | - | 2 | - | - | - | - | - |
| 622 | Hospitals | (F) | (D) | (D) | 2 | - | - | - | 1 | - | - | - | 1 | - | - |
| 6221 | General medical & surgical hospitals | (F) | (D) | (D) | 2 | - | - | - | 1 | - | - | - | 1 | - | - |
| 62211 | General medical & surgical hospitals | (F) | (D) | (D) | 2 | - | - | - | 1 | - | - | - | 1 | - | - |
| 623 | Nursing & residential care facilities | 423 | 1 738 | 7 181 | 10 | 2 | 1 | 2 | 1 | 2 | 2 | - | - | - | - |
| 6231 | Nursing care facilities | (C) | (D) | (D) | 2 | - | - | - | - | 1 | 1 | - | - | - | - |
| 62311 | Nursing care facilities | (C) | (D) | (D) | 2 | - | - | - | - | 1 | 1 | - | - | - | - |
| 6233 | Community care facilities for the elderly | 140 | 516 | 2 368 | 5 | 2 | 1 | - | 1 | - | 1 | - | - | - | - |
| 62331 | Community care facilities for the elderly | 140 | 516 | 2 368 | 5 | 2 | 1 | - | 1 | - | 1 | - | - | - | - |
| 623312 | Homes for the elderly | 140 | 516 | 2 368 | 5 | 2 | 1 | - | 1 | - | 1 | - | - | - | - |
| 624 | Social assistance | (E) | (D) | (D) | 50 | 28 | 12 | 6 | 2 | 2 | - | - | - | - | - |
| 6241 | Individual & family services | (C) | (D) | (D) | 13 | 8 | 1 | 2 | 1 | 1 | - | - | - | - | - |
| 62419 | Other individual & family services | (C) | (D) | (D) | 6 | 4 | - | - | 1 | 1 | - | - | - | - | - |
| 6244 | Child day care services | 191 | 446 | 1 851 | 32 | 19 | 8 | 4 | - | 1 | - | - | - | - | - |
| 62441 | Child day care services | 191 | 446 | 1 851 | 32 | 19 | 8 | 4 | - | 1 | - | - | - | - | - |
| 624410 | Child day care services | 191 | 446 | 1 851 | 32 | 19 | 8 | 4 | - | 1 | - | - | - | - | - |
| 71 | Arts, entertainment & recreation | 243 | 515 | 2 338 | 16 | 9 | 1 | 5 | - | - | 1 | - | - | - | - |
| 713 | Amusement, gambling & recreation industries | (C) | (D) | (D) | 13 | 6 | 1 | 5 | - | - | 1 | - | - | - | - |
| 7139 | Other amusement & recreation industries | 223 | 478 | 2 208 | 12 | 6 | 1 | 4 | - | - | 1 | - | - | - | - |
| 71394 | Fitness & recreational sports centers | 181 | 366 | 1 621 | 5 | 2 | - | 2 | - | - | 1 | - | - | - | - |
| 713940 | Fitness & recreational sports centers | 181 | 366 | 1 621 | 5 | 2 | - | 2 | - | - | 1 | - | - | - | - |
| 72 | Accommodation & food services | 1 965 | 4 606 | 18 519 | 99 | 24 | 17 | 23 | 26 | 8 | 1 | - | - | - | - |
| 721 | Accommodation | 227 | 496 | 2 241 | 15 | 4 | 3 | 5 | 2 | 1 | - | - | - | - | - |
| 7211 | Traveler accommodation | 227 | 496 | 2 241 | 15 | 4 | 3 | 5 | 2 | 1 | - | - | - | - | - |
| 72111 | Hotels (exc casino hotels) & motels | 227 | 496 | 2 241 | 15 | 4 | 3 | 5 | 2 | 1 | - | - | - | - | - |
| 721110 | Hotels (exc casino hotels) & motels | 227 | 496 | 2 241 | 15 | 4 | 3 | 5 | 2 | 1 | - | - | - | - | - |
| 722 | Food services & drinking places | 1 738 | 4 110 | 16 278 | 84 | 20 | 14 | 18 | 24 | 7 | 1 | - | - | - | - |
| 7221 | Full-service restaurants | 559 | 1 279 | 5 327 | 33 | 10 | 5 | 8 | 7 | 3 | - | - | - | - | - |
| 72211 | Full-service restaurants | 559 | 1 279 | 5 327 | 33 | 10 | 5 | 8 | 7 | 3 | - | - | - | - | - |
| 722110 | Full-service restaurants | 559 | 1 279 | 5 327 | 33 | 10 | 5 | 8 | 7 | 3 | - | - | - | - | - |
| 7222 | Limited-service eating places | 955 | 2 144 | 8 716 | 41 | 5 | 7 | 10 | 16 | 3 | - | - | - | - | - |
| 72221 | Limited-service eating places | 955 | 2 144 | 8 716 | 41 | 5 | 7 | 10 | 16 | 3 | - | - | - | - | - |
| 722211 | Limited-service restaurants | 883 | 1 992 | 8 074 | 35 | 3 | 4 | 10 | 15 | 3 | - | - | - | - | - |
| 7223 | Special food services | (C) | (D) | (D) | 5 | 2 | 1 | - | - | 1 | 1 | - | - | - | - |
| 72231 | Food service contractors | (C) | (D) | (D) | 3 | 1 | - | - | - | 1 | 1 | - | - | - | - |
| 81 | Other services (except public administration) | 1 096 | 3 794 | 16 462 | 177 | 107 | 41 | 19 | 7 | 3 | - | - | - | - | - |
| 811 | Repair & maintenance | 325 | 1 721 | 7 671 | 63 | 35 | 20 | 6 | 2 | - | - | - | - | - | - |
| 8111 | Automotive repair & maintenance | 228 | 1 067 | 4 694 | 43 | 22 | 16 | 4 | 1 | - | - | - | - | - | - |
| 81111 | Automotive mechanical & electrical R&M | 107 | 544 | 2 567 | 25 | 16 | 7 | 2 | - | - | - | - | - | - | - |
| 812 | Personal & laundry services | 168 | 546 | 2 371 | 40 | 31 | 3 | 4 | 2 | - | - | - | - | - | - |
| 813 | Religious, grantmaking, civic, prof & like organizations | 603 | 1 527 | 6 420 | 74 | 41 | 18 | 9 | 3 | 3 | - | - | - | - | - |
| 8131 | Religious organizations | 474 | 1 159 | 4 896 | 51 | 25 | 14 | 7 | 3 | 2 | - | - | - | - | - |
| 81311 | Religious organizations | 474 | 1 159 | 4 896 | 51 | 25 | 14 | 7 | 3 | 2 | - | - | - | - | - |
| 813110 | Religious organizations | 474 | 1 159 | 4 896 | 51 | 25 | 14 | 7 | 3 | 2 | - | - | - | - | - |
| 95 | Auxiliaries (exc corporate, subsidiary & regional mgt) | 51 | 481 | 1 976 | 7 | 2 | 3 | 2 | - | - | - | - | - | - | - |
| 99 | Unclassified establishments | (A) | (D) | (D) | 11 | 11 | - | - | - | - | - | - | - | - | - |

See footnotes at end of table.

Table 6. Counties—Employees, Payroll, and Establishments by Industry: 2000—Con.

[Excludes most government employees, railroad employees, and self-employed persons. Size class 1 to 4 includes establishments with payroll, but no employees, during mid-March pay period. (D) denotes figures withheld to avoid disclosing data for individual companies; the data are included in broader industry totals. Detailed industries with 100 or more employees are shown if industry was not a (D). For explanation of terms, abbreviations, and data reliability/comparability, see introductory text]

| NAICS code | Industry | Number of employees for week including March 12 | Payroll (\$1,000) | | Total number of establishments | Number of establishments by employment-size class | | | | | | | | |
|----------------|--|---|-------------------|----------------|--------------------------------|---|------------|------------|------------|-----------|------------|------------|------------|---------------|
| | | | First quarter | Annual | | 1 to 4 | 5 to 9 | 10 to 19 | 20 to 49 | 50 to 99 | 100 to 249 | 250 to 499 | 500 to 999 | 1,000 or more |
| MADISON | | | | | | | | | | | | | | |
| | Total | 27 531 | 162 586 | 672 592 | 1 957 | 980 | 388 | 281 | 196 | 69 | 32 | 10 | 1 | - |
| 11 | Forestry, fishing, hunting, and agriculture support | (B) | (D) | (D) | 7 | 5 | 1 | 1 | - | - | - | - | - | - |
| 21 | Mining | (B) | (D) | (D) | 11 | 7 | 4 | - | - | - | - | - | - | - |
| 22 | Utilities | 63 | 909 | 3 177 | 7 | 3 | 3 | - | 1 | - | - | - | - | - |
| 23 | Construction | 2 011 | 12 304 | 52 912 | 174 | 100 | 26 | 20 | 17 | 8 | 3 | - | - | - |
| 233 | Building, developing & general contracting | 765 | 4 624 | 18 915 | 72 | 47 | 11 | 5 | 4 | 3 | 2 | - | - | - |
| 2331 | Land subdivision & land development | (C) | (D) | (D) | 6 | 5 | - | - | - | - | 1 | - | - | - |
| 23311 | Land subdivision & land development | (C) | (D) | (D) | 6 | 5 | - | - | - | - | 1 | - | - | - |
| 2332 | Residential building construction | (E) | (D) | (D) | 57 | 41 | 11 | 2 | 2 | 1 | - | - | - | - |
| 23321 | Single-family housing construction | 256 | 1 454 | 6 539 | 55 | 40 | 11 | 1 | 2 | 1 | - | - | - | - |
| 233210 | Single-family housing construction | 256 | 1 454 | 6 539 | 55 | 40 | 11 | 1 | 2 | 1 | - | - | - | - |
| 2333 | Nonresidential building construction | 371 | 2 689 | 11 168 | 9 | 1 | - | 3 | 2 | 2 | 1 | - | - | - |
| 23332 | Commercial & institutional bldg construction .. | 285 | 2 054 | 8 090 | 5 | - | - | 1 | 2 | 1 | 1 | - | - | - |
| 233320 | Commercial & institutional bldg construction .. | 285 | 2 054 | 8 090 | 5 | - | - | 1 | 2 | 1 | 1 | - | - | - |
| 234 | Heavy construction | 277 | 2 286 | 9 417 | 12 | 5 | 1 | 2 | 1 | 3 | - | - | - | - |
| 2341 | Highway, street, bridge & tunnel construction ... | 160 | 1 350 | 5 281 | 4 | 1 | - | - | 1 | 2 | - | - | - | - |
| 2349 | Other heavy construction | 117 | 936 | 4 136 | 8 | 4 | 1 | 2 | - | 1 | - | - | - | - |
| 235 | Special trade contractors | 969 | 5 394 | 24 580 | 90 | 48 | 14 | 13 | 12 | 2 | 1 | - | - | - |
| 2351 | Plumbing, heating & AC contractor | 248 | 1 565 | 6 528 | 20 | 11 | 2 | 3 | 3 | 1 | - | - | - | - |
| 23511 | Plumbing, heating & AC contractor | 248 | 1 565 | 6 528 | 20 | 11 | 2 | 3 | 3 | 1 | - | - | - | - |
| 235110 | Plumbing, heating & AC contractor | 248 | 1 565 | 6 528 | 20 | 11 | 2 | 3 | 3 | 1 | - | - | - | - |
| 2353 | Electrical contractors | 144 | 972 | 4 234 | 18 | 11 | 4 | 2 | - | 1 | - | - | - | - |
| 23531 | Electrical contractors | 144 | 972 | 4 234 | 18 | 11 | 4 | 2 | - | 1 | - | - | - | - |
| 235310 | Electrical contractors | 144 | 972 | 4 234 | 18 | 11 | 4 | 2 | - | 1 | - | - | - | - |
| 2354 | Masonry, drywall, insulation, tile contractors | 217 | 1 245 | 7 183 | 11 | 7 | - | - | 3 | - | 1 | - | - | - |
| 23542 | Drywall, acoustical & insulation contractors... | (C) | (D) | (D) | 5 | 3 | - | - | 1 | - | 1 | - | - | - |
| 2359 | Other special trade contractors | 122 | 616 | 3 058 | 14 | 7 | 2 | 3 | 2 | - | - | - | - | - |
| 31-33 | Manufacturing | 2 825 | 17 759 | 73 385 | 63 | 21 | 7 | 11 | 11 | 6 | 4 | 3 | - | - |
| 311 | Food mfg | 699 | 2 727 | 11 490 | 6 | 3 | - | - | - | 1 | 1 | 1 | - | - |
| 3116 | Animal slaughtering & processing | (E) | (D) | (D) | 2 | 1 | - | - | - | - | - | 1 | - | - |
| 31161 | Animal slaughtering & processing | (E) | (D) | (D) | 2 | 1 | - | - | - | - | - | 1 | - | - |
| 3118 | Bakeries & tortilla mfg | (C) | (D) | (D) | 3 | 2 | - | - | - | - | 1 | - | - | - |
| 31182 | Cookie, cracker & pasta mfg | (C) | (D) | (D) | 1 | - | - | - | - | - | 1 | - | - | - |
| 326 | Plastics & rubber products mfg | 322 | 2 775 | 11 692 | 6 | - | - | 3 | - | 2 | 1 | - | - | - |
| 3261 | Plastics product mfg | 322 | 2 775 | 11 692 | 6 | - | - | 3 | - | 2 | 1 | - | - | - |
| 32612 | Plastics pipe, pipe fitting, & unsupported profile shape mfg | (C) | (D) | (D) | 1 | - | - | - | - | - | 1 | - | - | - |
| 32619 | Other plastics product mfg | (C) | (D) | (D) | 4 | - | - | 2 | - | 2 | - | - | - | - |
| 332 | Fabricated metal product mfg | 373 | 3 224 | 13 123 | 5 | 1 | - | - | 2 | 1 | 1 | - | - | - |
| 3329 | Other fabricated metal product mfg | (C) | (D) | (D) | 1 | - | - | - | - | - | 1 | - | - | - |
| 33291 | Metal valve mfg | (C) | (D) | (D) | 1 | - | - | - | - | - | 1 | - | - | - |
| 334 | Computer & electronic product mfg | (C) | (D) | (D) | 3 | 1 | - | 1 | - | - | 1 | - | - | - |
| 3341 | Computer & peripheral equipment mfg | (C) | (D) | (D) | 2 | - | - | 1 | - | - | 1 | - | - | - |
| 33411 | Computer & peripheral equipment mfg | (C) | (D) | (D) | 2 | - | - | 1 | - | - | 1 | - | - | - |
| 336 | Transportation equipment mfg | (E) | (D) | (D) | 1 | - | - | - | - | - | - | 1 | - | - |
| 3363 | Motor vehicle parts mfg | (E) | (D) | (D) | 1 | - | - | - | - | - | - | 1 | - | - |
| 33632 | MV electrical & electronic equipment mfg | (E) | (D) | (D) | 1 | - | - | - | - | - | - | 1 | - | - |
| 337 | Furniture & related product mfg | (E) | (D) | (D) | 3 | 1 | - | - | 1 | - | - | 1 | - | - |
| 3371 | HH & institutional furniture & kitchen cabinet mfg | (E) | (D) | (D) | 2 | 1 | - | - | - | - | - | 1 | - | - |
| 33712 | Household & institutional furniture mfg | (E) | (D) | (D) | 2 | 1 | - | - | - | - | - | 1 | - | - |
| 42 | Wholesale trade | 1 572 | 12 068 | 51 105 | 124 | 63 | 26 | 14 | 12 | 8 | 1 | - | - | - |
| 421 | Wholesale trade, durable goods | 792 | 6 481 | 28 575 | 72 | 34 | 16 | 10 | 9 | 3 | - | - | - | - |
| 4214 | Professional & commercial equip & supp whsle . | 218 | 2 240 | 9 959 | 16 | 6 | 3 | 4 | 2 | 1 | - | - | - | - |
| 42143 | Computer & peripheral equip & software whsle | 138 | 1 780 | 7 951 | 8 | 3 | 2 | 1 | 1 | 1 | - | - | - | - |
| 421430 | Computer & peripheral equip & software whsle | 138 | 1 780 | 7 951 | 8 | 3 | 2 | 1 | 1 | 1 | - | - | - | - |
| 4216 | Electrical goods whsle | 127 | 1 254 | 4 798 | 11 | 4 | 2 | 3 | 2 | - | - | - | - | - |
| 4219 | Miscellaneous durable goods whsle | 125 | 665 | 2 823 | 7 | 4 | - | 1 | 1 | 1 | - | - | - | - |
| 42199 | Other miscellaneous durable goods whsle ... | 118 | 631 | 2 660 | 4 | 1 | - | 1 | 1 | 1 | - | - | - | - |
| 421990 | Other miscellaneous durable goods whsle ... | 118 | 631 | 2 660 | 4 | 1 | - | 1 | 1 | 1 | - | - | - | - |
| 422 | Wholesale trade, nondurable goods | 780 | 5 587 | 22 530 | 52 | 29 | 10 | 4 | 3 | 5 | 1 | - | - | - |
| 4222 | Drugs & druggists' sundries whsle | 242 | 2 522 | 9 485 | 4 | - | - | - | 1 | 3 | - | - | - | - |
| 42221 | Drugs & druggists' sundries whsle | 242 | 2 522 | 9 485 | 4 | - | - | - | 1 | 3 | - | - | - | - |
| 422210 | Drugs & druggists' sundries whsle | 242 | 2 522 | 9 485 | 4 | - | - | - | 1 | 3 | - | - | - | - |
| 4224 | Grocery & related product whsle | 142 | 577 | 2 424 | 13 | 10 | - | 1 | 1 | 1 | - | - | - | - |
| 4228 | Beer, wine, distilled alcoholic beverage whsle .. | (C) | (D) | (D) | 2 | 1 | - | - | - | - | 1 | - | - | - |
| 42282 | Wine & distilled alcoholic beverage whsle | (C) | (D) | (D) | 2 | 1 | - | - | - | - | 1 | - | - | - |
| 4229 | Miscellaneous nondurable goods whsle | 148 | 1 055 | 4 523 | 13 | 4 | 6 | 2 | - | 1 | - | - | - | - |

See footnotes at end of table.

Table 6. Counties—Employees, Payroll, and Establishments by Industry: 2000—Con.

[Excludes most government employees, railroad employees, and self-employed persons. Size class 1 to 4 includes establishments with payroll, but no employees, during mid-March pay period. (D) denotes figures withheld to avoid disclosing data for individual companies; the data are included in broader industry totals. Detailed industries with 100 or more employees are shown if industry was not a (D). For explanation of terms, abbreviations, and data reliability/comparability, see introductory text]

| NAICS code | Industry | Number of employees for week including March 12 | Payroll (\$1,000) | | Total number of establishments | Number of establishments by employment-size class | | | | | | | | | |
|---------------------|---|---|-------------------|---------------|--------------------------------|---|------------|-----------|-----------|----------|------------|------------|------------|---------------|--|
| | | | First quarter | Annual | | 1 to 4 | 5 to 9 | 10 to 19 | 20 to 49 | 50 to 99 | 100 to 249 | 250 to 499 | 500 to 999 | 1,000 or more | |
| MADISON—Con. | | | | | | | | | | | | | | | |
| 44-45 | Retail trade | 5 225 | 20 925 | 87 787 | 399 | 150 | 120 | 84 | 30 | 8 | 4 | 3 | — | — | |
| 441 | Motor vehicle & parts dealers | 367 | 2 505 | 10 534 | 35 | 16 | 6 | 7 | 6 | — | — | — | — | — | |
| 4411 | Automobile dealers | 190 | 1 569 | 6 726 | 11 | 6 | — | — | 5 | — | — | — | — | — | |
| 44111 | New car dealers | 155 | 1 424 | 6 233 | 5 | 1 | — | — | 4 | — | — | — | — | — | |
| 441110 | New car dealers | 155 | 1 424 | 6 233 | 5 | 1 | — | — | 4 | — | — | — | — | — | |
| 4413 | Automotive parts, accessories & tire stores | (C) | (D) | (D) | 22 | 10 | 6 | 5 | 1 | — | — | — | — | — | |
| 44131 | Automotive parts, accessories & tire stores | 106 | 520 | 2 078 | 16 | 7 | 5 | 3 | 1 | — | — | — | — | — | |
| 441310 | Automotive parts, accessories & tire stores | 106 | 520 | 2 078 | 16 | 7 | 5 | 3 | 1 | — | — | — | — | — | |
| 442 | Furniture & home furnishing stores | 236 | 1 286 | 5 234 | 22 | 5 | 8 | 6 | 3 | — | — | — | — | — | |
| 4421 | Furniture stores | 119 | 680 | 2 498 | 12 | 4 | 4 | 3 | 1 | — | — | — | — | — | |
| 44211 | Furniture stores | 119 | 680 | 2 498 | 12 | 4 | 4 | 3 | 1 | — | — | — | — | — | |
| 442110 | Furniture stores | 119 | 680 | 2 498 | 12 | 4 | 4 | 3 | 1 | — | — | — | — | — | |
| 4422 | Home furnishings stores | 117 | 606 | 2 736 | 10 | 1 | 4 | 3 | 2 | — | — | — | — | — | |
| 443 | Electronics & appliance stores | 130 | 671 | 2 313 | 21 | 6 | 12 | 3 | — | — | — | — | — | — | |
| 4431 | Electronics & appliance stores | 130 | 671 | 2 313 | 21 | 6 | 12 | 3 | — | — | — | — | — | — | |
| 444 | Bldg material & garden equip & supp dealers | 303 | 1 591 | 6 951 | 30 | 11 | 9 | 6 | 4 | — | — | — | — | — | |
| 4441 | Building material & supplies dealers | 210 | 1 241 | 5 287 | 23 | 11 | 5 | 5 | 2 | — | — | — | — | — | |
| 44419 | Other building material dealers | 152 | 959 | 4 146 | 12 | 4 | 2 | 4 | 2 | — | — | — | — | — | |
| 444190 | Other building material dealers | 152 | 959 | 4 146 | 12 | 4 | 2 | 4 | 2 | — | — | — | — | — | |
| 445 | Food & beverage stores | 1 080 | 3 651 | 15 140 | 49 | 24 | 10 | 4 | 2 | 6 | 3 | — | — | — | |
| 4451 | Grocery stores | 1 005 | 3 455 | 14 251 | 27 | 10 | 3 | 3 | 2 | 6 | 3 | — | — | — | |
| 44511 | Grocery (except convenience) stores | 800 | 2 673 | 10 813 | 19 | 6 | 2 | 1 | 2 | 6 | 2 | — | — | — | |
| 445110 | Grocery (except convenience) stores | 800 | 2 673 | 10 813 | 19 | 6 | 2 | 1 | 2 | 6 | 2 | — | — | — | |
| 44512 | Convenience stores | 205 | 782 | 3 438 | 8 | 4 | 1 | 2 | — | — | 1 | — | — | — | |
| 445120 | Convenience stores | 205 | 782 | 3 438 | 8 | 4 | 1 | 2 | — | — | 1 | — | — | — | |
| 446 | Health & personal care stores | 310 | 1 656 | 6 788 | 33 | 10 | 12 | 8 | 3 | — | — | — | — | — | |
| 4461 | Health & personal care stores | 310 | 1 656 | 6 788 | 33 | 10 | 12 | 8 | 3 | — | — | — | — | — | |
| 44611 | Pharmacies & drug stores | 224 | 1 374 | 5 563 | 17 | 4 | 4 | 6 | 3 | — | — | — | — | — | |
| 446110 | Pharmacies & drug stores | 224 | 1 374 | 5 563 | 17 | 4 | 4 | 6 | 3 | — | — | — | — | — | |
| 447 | Gasoline stations | 267 | 1 014 | 4 081 | 38 | 13 | 16 | 7 | 2 | — | — | — | — | — | |
| 4471 | Gasoline stations | 267 | 1 014 | 4 081 | 38 | 13 | 16 | 7 | 2 | — | — | — | — | — | |
| 44711 | Gasoline stations with convenience stores | 197 | 729 | 2 860 | 29 | 9 | 14 | 5 | 1 | — | — | — | — | — | |
| 447110 | Gasoline stations with convenience stores | 197 | 729 | 2 860 | 29 | 9 | 14 | 5 | 1 | — | — | — | — | — | |
| 448 | Clothing & clothing accessories stores | 728 | 1 965 | 8 829 | 74 | 19 | 26 | 23 | 5 | 1 | — | — | — | — | |
| 4481 | Clothing stores | 536 | 1 287 | 5 926 | 46 | 10 | 14 | 16 | 5 | 1 | — | — | — | — | |
| 44812 | Women's clothing stores | 166 | 429 | 2 057 | 19 | 6 | 4 | 7 | 2 | — | — | — | — | — | |
| 448120 | Women's clothing stores | 166 | 429 | 2 057 | 19 | 6 | 4 | 7 | 2 | — | — | — | — | — | |
| 44814 | Family clothing stores | 232 | 483 | 2 328 | 10 | — | 1 | 6 | 2 | 1 | — | — | — | — | |
| 448140 | Family clothing stores | 232 | 483 | 2 328 | 10 | — | 1 | 6 | 2 | 1 | — | — | — | — | |
| 4482 | Shoe stores | 121 | 352 | 1 567 | 17 | 6 | 6 | 5 | — | — | — | — | — | — | |
| 44821 | Shoe stores | 121 | 352 | 1 567 | 17 | 6 | 6 | 5 | — | — | — | — | — | — | |
| 448210 | Shoe stores | 121 | 352 | 1 567 | 17 | 6 | 6 | 5 | — | — | — | — | — | — | |
| 451 | Sporting goods, hobby, book & music stores | 163 | 574 | 2 717 | 25 | 14 | 4 | 6 | 1 | — | — | — | — | — | |
| 452 | General merchandise stores | 1 239 | 4 708 | 19 238 | 16 | 5 | 3 | 2 | 2 | — | 1 | 3 | — | — | |
| 4521 | Department stores | 1 118 | 4 431 | 17 927 | 4 | — | — | — | — | — | 1 | 3 | — | — | |
| 45211 | Department stores | 1 118 | 4 431 | 17 927 | 4 | — | — | — | — | — | 1 | 3 | — | — | |
| 452110 | Department stores | 1 118 | 4 431 | 17 927 | 4 | — | — | — | — | — | 1 | 3 | — | — | |
| 4529 | Other general merchandise stores | 121 | 277 | 1 311 | 12 | 5 | 3 | 2 | 2 | — | — | — | — | — | |
| 45299 | All other general merchandise stores | 121 | 277 | 1 311 | 12 | 5 | 3 | 2 | 2 | — | — | — | — | — | |
| 452990 | All other general merchandise stores | 121 | 277 | 1 311 | 12 | 5 | 3 | 2 | 2 | — | — | — | — | — | |
| 453 | Miscellaneous store retailers | 354 | 1 050 | 4 364 | 49 | 24 | 12 | 10 | 2 | 1 | — | — | — | — | |
| 4532 | Office supplies, stationery & gift stores | 131 | 482 | 2 024 | 14 | 4 | 4 | 5 | 1 | — | — | — | — | — | |
| 4533 | Used merchandise stores | 100 | 244 | 1 004 | 13 | 7 | 3 | 2 | — | 1 | — | — | — | — | |
| 45331 | Used merchandise stores | 100 | 244 | 1 004 | 13 | 7 | 3 | 2 | — | 1 | — | — | — | — | |
| 453310 | Used merchandise stores | 100 | 244 | 1 004 | 13 | 7 | 3 | 2 | — | 1 | — | — | — | — | |
| 48-49 | Transportation & warehousing | 853 | 5 679 | 21 166 | 27 | 18 | 2 | 2 | 3 | — | 1 | — | 1 | — | |
| 485 | Transit & ground passenger transportation | 177 | 539 | 2 792 | 5 | 3 | — | 1 | — | — | 1 | — | — | — | |
| 4854 | School & employee bus transportation | (C) | (D) | (D) | 2 | 1 | — | — | — | — | 1 | — | — | — | |
| 48541 | School & employee bus transportation | (C) | (D) | (D) | 2 | 1 | — | — | — | — | 1 | — | — | — | |
| 488 | Transportation support activities | 576 | 4 299 | 15 614 | 6 | 3 | — | 1 | 1 | — | — | — | — | 1 | |
| 4881 | Air transportation support activities | (F) | (D) | (D) | 2 | 1 | — | — | — | — | — | — | — | 1 | |
| 48819 | Other air transportation support activities | (F) | (D) | (D) | 2 | 1 | — | — | — | — | — | — | — | 1 | |
| 51 | Information | 878 | 7 089 | 28 559 | 36 | 17 | 4 | 6 | 4 | 3 | 2 | — | — | — | |
| 513 | Broadcasting & telecommunications | 699 | 5 999 | 23 573 | 20 | 6 | 4 | 3 | 3 | 2 | 2 | — | — | — | |
| 5133 | Telecommunications | 607 | 5 350 | 20 655 | 14 | 4 | 4 | 1 | 1 | 2 | 2 | — | — | — | |
| 51332 | Wireless telecom carriers (exc satellite) | (F) | (D) | (D) | 10 | 1 | 3 | 1 | 1 | 2 | 2 | — | — | — | |
| 513321 | Paging | 584 | 5 157 | 19 809 | 8 | — | 2 | 1 | 1 | 2 | 2 | — | — | — | |

See footnotes at end of table.

Table 6. Counties—Employees, Payroll, and Establishments by Industry: 2000—Con.

[Excludes most government employees, railroad employees, and self-employed persons. Size class 1 to 4 includes establishments with payroll, but no employees, during mid-March pay period. (D) denotes figures withheld to avoid disclosing data for individual companies; the data are included in broader industry totals. Detailed industries with 100 or more employees are shown if industry was not a (D). For explanation of terms, abbreviations, and data reliability/comparability, see introductory text]

| NAICS code | Industry | Number of employees for week including March 12 | Payroll (\$1,000) | | Total number of establishments | Number of establishments by employment-size class | | | | | | | | | |
|---------------------|--|---|-------------------|---------------|--------------------------------|---|-----------|-----------|-----------|----------|------------|------------|------------|---------------|--|
| | | | First quarter | Annual | | 1 to 4 | 5 to 9 | 10 to 19 | 20 to 49 | 50 to 99 | 100 to 249 | 250 to 499 | 500 to 999 | 1,000 or more | |
| MADISON—Con. | | | | | | | | | | | | | | | |
| 52 | Finance & insurance | 1 827 | 18 974 | 76 571 | 187 | 109 | 30 | 26 | 16 | 2 | 4 | — | — | — | |
| 522 | Credit intermediation & related activities | 604 | 5 292 | 20 664 | 73 | 32 | 19 | 16 | 5 | 1 | — | — | — | — | |
| 5221 | Depository credit intermediation (E) | (D) | (D) | (D) | 31 | 7 | 9 | 12 | 3 | — | — | — | — | — | |
| 52211 | Commercial banking | 303 | 2 454 | 8 997 | 30 | 6 | 9 | 12 | 3 | — | — | — | — | — | |
| 522110 | Commercial banking | 303 | 2 454 | 8 997 | 30 | 6 | 9 | 12 | 3 | — | — | — | — | — | |
| 5222 | Nondepository credit intermediation | 284 | 2 775 | 11 260 | 34 | 19 | 8 | 4 | 2 | 1 | — | — | — | — | |
| 52229 | Other nondepository credit intermediation | 202 | 1 860 | 8 028 | 26 | 16 | 5 | 4 | — | 1 | — | — | — | — | |
| 522291 | Consumer lending | 117 | 886 | 4 271 | 11 | 8 | 2 | — | — | 1 | — | — | — | — | |
| 524 | Insurance carriers & related activities | 1 108 | 11 662 | 48 241 | 83 | 52 | 8 | 8 | 10 | 1 | 4 | — | — | — | |
| 5241 | Insurance carriers | 780 | 8 417 | 35 424 | 31 | 17 | 3 | 1 | 5 | 1 | 4 | — | — | — | |
| 52411 | Direct life, health, medical insurance carriers (E) | (D) | (D) | (D) | 14 | 8 | 1 | 1 | 1 | 1 | 2 | — | — | — | |
| 524114 | Direct health & medical insurance carriers | 185 | 1 792 | 7 120 | 6 | 3 | — | 1 | — | 1 | 1 | — | — | — | |
| 52412 | Other direct insurance carriers | 405 | 4 923 | 21 039 | 16 | 9 | 2 | — | 3 | — | 2 | — | — | — | |
| 5242 | Agencies & other insurance related activities | 328 | 3 245 | 12 817 | 52 | 35 | 5 | 7 | 5 | — | — | — | — | — | |
| 52421 | Insurance agencies & brokerages | 254 | 2 560 | 10 047 | 43 | 32 | 3 | 4 | 4 | — | — | — | — | — | |
| 524210 | Insurance agencies & brokerages | 254 | 2 560 | 10 047 | 43 | 32 | 3 | 4 | 4 | — | — | — | — | — | |
| 53 | Real estate & rental & leasing | 663 | 4 063 | 20 486 | 100 | 72 | 12 | 10 | 5 | — | 1 | — | — | — | |
| 531 | Real estate | 337 | 1 894 | 7 813 | 82 | 65 | 8 | 5 | 4 | — | — | — | — | — | |
| 5311 | Lessors of real estate | 128 | 444 | 2 319 | 32 | 26 | 3 | 1 | 2 | — | — | — | — | — | |
| 5312 | Offices of real estate agents & brokers | 137 | 1 005 | 3 756 | 28 | 22 | 2 | 2 | 2 | — | — | — | — | — | |
| 53121 | Offices of real estate agents & brokers | 137 | 1 005 | 3 756 | 28 | 22 | 2 | 2 | 2 | — | — | — | — | — | |
| 531210 | Offices of real estate agents & brokers | 137 | 1 005 | 3 756 | 28 | 22 | 2 | 2 | 2 | — | — | — | — | — | |
| 532 | Rental & leasing services | 326 | 2 169 | 12 673 | 18 | 7 | 4 | 5 | 1 | — | 1 | — | — | — | |
| 5324 | Commercial, industrial equip rental & leasing | (C) | (D) | (D) | 3 | 1 | 1 | — | — | — | 1 | — | — | — | |
| 53242 | Office machinery & equipment rental & leasing | (C) | (D) | (D) | 1 | — | — | — | — | — | 1 | — | — | — | |
| 54 | Professional, scientific & technical services | 1 246 | 11 009 | 47 312 | 196 | 125 | 33 | 26 | 9 | 2 | 1 | — | — | — | |
| 541 | Professional, scientific & technical services | 1 246 | 11 009 | 47 312 | 196 | 125 | 33 | 26 | 9 | 2 | 1 | — | — | — | |
| 5411 | Legal services | 174 | 1 659 | 7 998 | 41 | 32 | 3 | 4 | 2 | — | — | — | — | — | |
| 54111 | Offices of lawyers | 174 | 1 659 | 7 998 | 41 | 32 | 3 | 4 | 2 | — | — | — | — | — | |
| 541110 | Offices of lawyers | 174 | 1 659 | 7 998 | 41 | 32 | 3 | 4 | 2 | — | — | — | — | — | |
| 5412 | Accounting, tax prep, bookkeep, payroll services | 174 | 1 125 | 4 419 | 31 | 19 | 5 | 5 | 2 | — | — | — | — | — | |
| 54121 | Accounting, tax prep, bookkeep, payroll services | 174 | 1 125 | 4 419 | 31 | 19 | 5 | 5 | 2 | — | — | — | — | — | |
| 5413 | Architectural, engineering & related services | 229 | 2 036 | 9 309 | 36 | 22 | 7 | 4 | 3 | — | — | — | — | — | |
| 54133 | Engineering services | 148 | 1 427 | 6 590 | 17 | 8 | 5 | 2 | 2 | — | — | — | — | — | |
| 541330 | Engineering services | 148 | 1 427 | 6 590 | 17 | 8 | 5 | 2 | 2 | — | — | — | — | — | |
| 5415 | Computer systems design & related services | 186 | 2 367 | 9 984 | 25 | 15 | 4 | 4 | 1 | 1 | — | — | — | — | |
| 54151 | Computer systems design & related services | 186 | 2 367 | 9 984 | 25 | 15 | 4 | 4 | 1 | 1 | — | — | — | — | |
| 541512 | Computer systems design services | 107 | 1 701 | 6 507 | 8 | 3 | 1 | 3 | — | 1 | — | — | — | — | |
| 5418 | Advertising & related services | 317 | 2 814 | 10 462 | 19 | 6 | 6 | 4 | 1 | 1 | 1 | — | — | — | |
| 54186 | Direct mail advertising | (C) | (D) | (D) | 4 | 1 | 1 | 1 | — | — | 1 | — | — | — | |
| 55 | Management of companies & enterprises | 1 098 | 13 685 | 48 813 | 21 | 7 | 4 | 3 | 3 | 1 | 1 | 2 | — | — | |
| 551 | Management of companies & enterprises | 1 098 | 13 685 | 48 813 | 21 | 7 | 4 | 3 | 3 | 1 | 1 | 2 | — | — | |
| 5511 | Management of companies & enterprises | 1 098 | 13 685 | 48 813 | 21 | 7 | 4 | 3 | 3 | 1 | 1 | 2 | — | — | |
| 55111 | Management of companies & enterprises | 1 098 | 13 685 | 48 813 | 21 | 7 | 4 | 3 | 3 | 1 | 1 | 2 | — | — | |
| 56 | Admin, support, waste mgt, remediation services | 993 | 5 624 | 22 773 | 82 | 44 | 13 | 11 | 12 | 1 | 1 | — | — | — | |
| 561 | Administrative & support services (F) | (D) | (D) | (D) | 80 | 43 | 13 | 10 | 12 | 1 | 1 | — | — | — | |
| 5613 | Employment services | 206 | 867 | 3 252 | 9 | 3 | 2 | — | 3 | 1 | — | — | — | — | |
| 56132 | Temporary help services | 169 | 642 | 2 515 | 4 | 1 | — | — | 2 | 1 | — | — | — | — | |
| 561320 | Temporary help services | 169 | 642 | 2 515 | 4 | 1 | — | — | 2 | 1 | — | — | — | — | |
| 5616 | Investigation & security services | 101 | 792 | 3 127 | 8 | 3 | 1 | 3 | 1 | — | — | — | — | — | |
| 5617 | Services to buildings & dwellings | 264 | 1 208 | 4 964 | 38 | 22 | 7 | 5 | 4 | — | — | — | — | — | |
| 5619 | Other support services | 269 | 1 574 | 6 340 | 8 | 3 | 1 | 2 | 1 | — | 1 | — | — | — | |
| 56199 | All other support services (E) | (D) | (D) | (D) | 7 | 3 | 1 | 1 | 1 | — | 1 | — | — | — | |
| 61 | Educational services | 967 | 4 551 | 18 418 | 27 | 15 | 3 | 2 | 2 | 1 | 3 | 1 | — | — | |
| 611 | Educational services | 967 | 4 551 | 18 418 | 27 | 15 | 3 | 2 | 2 | 1 | 3 | 1 | — | — | |
| 6111 | Elementary & secondary schools | 608 | 2 634 | 10 374 | 11 | 3 | 1 | 1 | 2 | 1 | 3 | — | — | — | |
| 61111 | Elementary & secondary schools | 608 | 2 634 | 10 374 | 11 | 3 | 1 | 1 | 2 | 1 | 3 | — | — | — | |
| 611110 | Elementary & secondary schools | 608 | 2 634 | 10 374 | 11 | 3 | 1 | 1 | 2 | 1 | 3 | — | — | — | |
| 6113 | Colleges, universities & professional schools (E) | (D) | (D) | (D) | 1 | — | — | — | — | — | — | 1 | — | — | |
| 61131 | Colleges, universities & professional schools (E) | (D) | (D) | (D) | 1 | — | — | — | — | — | — | 1 | — | — | |
| 62 | Health care and social assistance | 2 150 | 12 146 | 51 178 | 127 | 60 | 29 | 13 | 15 | 6 | 3 | 1 | — | — | |
| 621 | Ambulatory health care services | 773 | 5 908 | 26 040 | 87 | 48 | 22 | 8 | 6 | 2 | 1 | — | — | — | |
| 6211 | Offices of physicians | 109 | 1 505 | 8 270 | 28 | 20 | 5 | 2 | 1 | — | — | — | — | — | |
| 62111 | Offices of physicians | 109 | 1 505 | 8 270 | 28 | 20 | 5 | 2 | 1 | — | — | — | — | — | |
| 621111 | Offices of physicians (exc mental health) | 105 | 1 486 | 8 213 | 25 | 17 | 5 | 2 | 1 | — | — | — | — | — | |
| 6213 | Offices of other health practitioners | 262 | 1 427 | 6 429 | 23 | 12 | 3 | 4 | 3 | 1 | — | — | — | — | |
| 62134 | Offices of PT, OT, speech therapy & audiology | 208 | 1 102 | 4 927 | 9 | 3 | — | 2 | 3 | 1 | — | — | — | — | |
| 621340 | Offices of PT, OT, speech therapy & audiology | 208 | 1 102 | 4 927 | 9 | 3 | — | 2 | 3 | 1 | — | — | — | — | |
| 6216 | Home health care services (C) | (D) | (D) | (D) | 5 | 3 | — | — | 1 | — | 1 | — | — | — | |
| 62161 | Home health care services (C) | (D) | (D) | (D) | 5 | 3 | — | — | 1 | — | 1 | — | — | — | |

See footnotes at end of table.

Table 6. Counties—Employees, Payroll, and Establishments by Industry: 2000—Con.

[Excludes most government employees, railroad employees, and self-employed persons. Size class 1 to 4 includes establishments with payroll, but no employees, during mid-March pay period. (D) denotes figures withheld to avoid disclosing data for individual companies; the data are included in broader industry totals. Detailed industries with 100 or more employees are shown if industry was not a (D). For explanation of terms, abbreviations, and data reliability/comparability, see introductory text]

| NAICS code | Industry | Number of employees for week including March 12 | Payroll (\$1,000) | | Total number of establishments | Number of establishments by employment-size class | | | | | | | | | |
|--|---|---|-------------------|----------------|--------------------------------|---|------------|-----------|-----------|-----------|------------|------------|------------|---------------|---|
| | | | First quarter | Annual | | 1 to 4 | 5 to 9 | 10 to 19 | 20 to 49 | 50 to 99 | 100 to 249 | 250 to 499 | 500 to 999 | 1,000 or more | |
| MADISON—Con. | | | | | | | | | | | | | | | |
| 62 Health care and social assistance—Con. | | | | | | | | | | | | | | | |
| 622 | Hospitals | (E) | (D) | (D) | 1 | — | — | — | — | — | — | — | 1 | — | — |
| 6221 | General medical & surgical hospitals | (E) | (D) | (D) | 1 | — | — | — | — | — | — | — | 1 | — | — |
| 62211 | General medical & surgical hospitals | (E) | (D) | (D) | 1 | — | — | — | — | — | — | — | 1 | — | — |
| 623 | Nursing & residential care facilities | 698 | 3 256 | 13 105 | 11 | 1 | — | 2 | 3 | 3 | 2 | — | — | — | — |
| 6231 | Nursing care facilities | (C) | (D) | (D) | 5 | 1 | — | 1 | 1 | 2 | — | — | — | — | — |
| 62311 | Nursing care facilities | (C) | (D) | (D) | 5 | 1 | — | 1 | 1 | 2 | — | — | — | — | — |
| 6232 | Residential mental retardation, health facil | (C) | (D) | (D) | 1 | — | — | — | — | — | — | 1 | — | — | — |
| 62321 | Residential mental retardation facilities | (C) | (D) | (D) | 1 | — | — | — | — | — | — | 1 | — | — | — |
| 6233 | Community care facilities for the elderly | 369 | 1 905 | 7 336 | 4 | — | — | 1 | 1 | 1 | 1 | — | — | — | — |
| 62331 | Community care facilities for the elderly | 369 | 1 905 | 7 336 | 4 | — | — | 1 | 1 | 1 | 1 | — | — | — | — |
| 624 | Social assistance | (E) | (D) | (D) | 28 | 11 | 7 | 3 | 6 | 1 | — | — | — | — | — |
| 6244 | Child day care services | 179 | 464 | 1 956 | 19 | 6 | 7 | 2 | 4 | — | — | — | — | — | — |
| 62441 | Child day care services | 179 | 464 | 1 956 | 19 | 6 | 7 | 2 | 4 | — | — | — | — | — | — |
| 624410 | Child day care services | 179 | 464 | 1 956 | 19 | 6 | 7 | 2 | 4 | — | — | — | — | — | — |
| 71 | Arts, entertainment & recreation | 338 | 1 138 | 5 011 | 25 | 8 | 8 | 4 | 3 | 2 | — | — | — | — | — |
| 713 | Amusement, gambling & recreation industries | 311 | 1 057 | 4 652 | 21 | 8 | 5 | 3 | 3 | 2 | — | — | — | — | — |
| 7139 | Other amusement & recreation industries | (E) | (D) | (D) | 19 | 7 | 4 | 3 | 3 | 2 | — | — | — | — | — |
| 71391 | Golf courses & country clubs | 175 | 593 | 2 712 | 6 | 1 | — | 1 | 3 | 1 | — | — | — | — | — |
| 713910 | Golf courses & country clubs | 175 | 593 | 2 712 | 6 | 1 | — | 1 | 3 | 1 | — | — | — | — | — |
| 71394 | Fitness & recreational sports centers | 116 | 323 | 1 342 | 10 | 4 | 3 | 2 | — | 1 | — | — | — | — | — |
| 713940 | Fitness & recreational sports centers | 116 | 323 | 1 342 | 10 | 4 | 3 | 2 | — | 1 | — | — | — | — | — |
| 72 | Accommodation & food services | 3 395 | 7 987 | 34 732 | 155 | 40 | 24 | 28 | 43 | 17 | 3 | — | — | — | — |
| 721 | Accommodation | 263 | 767 | 3 255 | 21 | 6 | 7 | 5 | 2 | 1 | — | — | — | — | — |
| 7211 | Traveler accommodation | 263 | 767 | 3 255 | 21 | 6 | 7 | 5 | 2 | 1 | — | — | — | — | — |
| 72111 | Hotels (exc casino hotels) & motels | (C) | (D) | (D) | 20 | 6 | 7 | 4 | 2 | 1 | — | — | — | — | — |
| 722 | Food services & drinking places | 3 132 | 7 220 | 31 477 | 134 | 34 | 17 | 23 | 41 | 16 | 3 | — | — | — | — |
| 7221 | Full-service restaurants | 1 105 | 2 822 | 11 817 | 42 | 9 | 7 | 5 | 13 | 7 | 1 | — | — | — | — |
| 72211 | Full-service restaurants | 1 105 | 2 822 | 11 817 | 42 | 9 | 7 | 5 | 13 | 7 | 1 | — | — | — | — |
| 722110 | Full-service restaurants | 1 105 | 2 822 | 11 817 | 42 | 9 | 7 | 5 | 13 | 7 | 1 | — | — | — | — |
| 7222 | Limited-service eating places | 1 868 | 3 963 | 17 769 | 84 | 21 | 9 | 18 | 26 | 8 | 2 | — | — | — | — |
| 72221 | Limited-service eating places | 1 868 | 3 963 | 17 769 | 84 | 21 | 9 | 18 | 26 | 8 | 2 | — | — | — | — |
| 722211 | Limited-service restaurants | 1 722 | 3 448 | 15 529 | 76 | 18 | 7 | 18 | 24 | 7 | 2 | — | — | — | — |
| 81 | Other services (except public administration) | 1 259 | 5 520 | 24 205 | 167 | 100 | 37 | 17 | 9 | 4 | — | — | — | — | — |
| 811 | Repair & maintenance | 264 | 2 053 | 9 524 | 44 | 30 | 6 | 5 | 3 | — | — | — | — | — | — |
| 8111 | Automotive repair & maintenance | 184 | 1 260 | 5 147 | 28 | 18 | 4 | 5 | 1 | — | — | — | — | — | — |
| 812 | Personal & laundry services | 196 | 906 | 4 029 | 43 | 27 | 9 | 7 | — | — | — | — | — | — | — |
| 8123 | Drycleaning & laundry services | 102 | 355 | 1 569 | 12 | 5 | 1 | 6 | — | — | — | — | — | — | — |
| 81232 | Drycleaning & laundry services (exc coin-op) | 100 | 352 | 1 544 | 9 | 2 | 1 | 6 | — | — | — | — | — | — | — |
| 812320 | Drycleaning & laundry services (exc coin-op) | 100 | 352 | 1 544 | 9 | 2 | 1 | 6 | — | — | — | — | — | — | — |
| 813 | Religious, grantmaking, civic, prof & like organizations | 799 | 2 561 | 10 652 | 80 | 43 | 22 | 5 | 6 | 4 | — | — | — | — | — |
| 8131 | Religious organizations | 703 | 1 935 | 7 902 | 60 | 29 | 18 | 4 | 5 | 4 | — | — | — | — | — |
| 81311 | Religious organizations | 703 | 1 935 | 7 902 | 60 | 29 | 18 | 4 | 5 | 4 | — | — | — | — | — |
| 813110 | Religious organizations | 703 | 1 935 | 7 902 | 60 | 29 | 18 | 4 | 5 | 4 | — | — | — | — | — |
| 95 | Auxiliaries (exc corporate, subsidiary & regional mgt) | 85 | 712 | 2 860 | 7 | 2 | 1 | 3 | 1 | — | — | — | — | — | — |
| 99 | Unclassified establishments | 12 | 33 | 178 | 15 | 14 | 1 | — | — | — | — | — | — | — | — |
| MARION | | | | | | | | | | | | | | | |
| | Total | 6 713 | 30 930 | 127 747 | 592 | 337 | 127 | 62 | 45 | 8 | 7 | 6 | — | — | — |
| 11 | Forestry, fishing, hunting, and agriculture support | 85 | 515 | 1 906 | 18 | 10 | 5 | 3 | — | — | — | — | — | — | — |
| 21 | Mining | 120 | 708 | 3 067 | 14 | 11 | — | 1 | 1 | 1 | — | — | — | — | — |
| 22 | Utilities | 99 | 791 | 3 463 | 11 | 8 | 2 | — | — | 1 | — | — | — | — | — |
| 23 | Construction | 1 010 | 5 822 | 25 900 | 57 | 25 | 13 | 5 | 11 | — | 2 | 1 | — | — | — |
| 234 | Heavy construction | 467 | 2 668 | 11 725 | 11 | 1 | 3 | 1 | 5 | — | — | 1 | — | — | — |
| 2341 | Highway, street, bridge & tunnel construction | (E) | (D) | (D) | 4 | — | 1 | 1 | 1 | — | — | 1 | — | — | — |
| 23411 | Highway & street construction | (E) | (D) | (D) | 3 | — | 1 | 1 | — | — | — | 1 | — | — | — |
| 2349 | Other heavy construction | (C) | (D) | (D) | 7 | 1 | 2 | — | 4 | — | — | — | — | — | — |
| 235 | Special trade contractors | 462 | 2 622 | 12 345 | 36 | 19 | 8 | 3 | 4 | — | 2 | — | — | — | — |
| 2353 | Electrical contractors | (C) | (D) | (D) | 6 | 4 | 1 | — | — | — | 1 | — | — | — | — |
| 23531 | Electrical contractors | (C) | (D) | (D) | 6 | 4 | 1 | — | — | — | 1 | — | — | — | — |
| 2358 | Water well drilling contractors | (C) | (D) | (D) | 2 | — | — | — | 1 | — | 1 | — | — | — | — |
| 23581 | Water well drilling contractors | (C) | (D) | (D) | 2 | — | — | — | 1 | — | 1 | — | — | — | — |

See footnotes at end of table.

Table 6. Counties—Employees, Payroll, and Establishments by Industry: 2000—Con.

[Excludes most government employees, railroad employees, and self-employed persons. Size class 1 to 4 includes establishments with payroll, but no employees, during mid-March pay period. (D) denotes figures withheld to avoid disclosing data for individual companies; the data are included in broader industry totals. Detailed industries with 100 or more employees are shown if industry was not a (D). For explanation of terms, abbreviations, and data reliability/comparability, see introductory text]

| NAICS code | Industry | Number of employees for week including March 12 | Payroll (\$1,000) | | Total number of establishments | Number of establishments by employment-size class | | | | | | | | |
|--------------------|--|---|-------------------|---------------|--------------------------------|---|-----------|-----------|----------|----------|------------|------------|------------|---------------|
| | | | First quarter | Annual | | 1 to 4 | 5 to 9 | 10 to 19 | 20 to 49 | 50 to 99 | 100 to 249 | 250 to 499 | 500 to 999 | 1,000 or more |
| MARION—Con. | | | | | | | | | | | | | | |
| 31-33 | Manufacturing | 1 166 | 4 687 | 18 929 | 26 | 13 | 4 | 3 | 2 | — | 1 | 3 | — | — |
| 314 | Textile product mills | (E) | (D) | (D) | 1 | — | — | — | — | — | — | 1 | — | — |
| 3149 | Other textile product mills | (E) | (D) | (D) | 1 | — | — | — | — | — | — | 1 | — | — |
| 31499 | All other textile product mills | (E) | (D) | (D) | 1 | — | — | — | — | — | — | 1 | — | — |
| 315 | Apparel manufacturing | (E) | (D) | (D) | 3 | 2 | — | — | — | — | — | 1 | — | — |
| 3152 | Cut & sew apparel mfg | (E) | (D) | (D) | 3 | 2 | — | — | — | — | — | 1 | — | — |
| 31522 | Men's, boys' cut & sew apparel mfg | (E) | (D) | (D) | 1 | — | — | — | — | — | — | 1 | — | — |
| 321 | Wood product mfg | (C) | (D) | (D) | 7 | 1 | 3 | 1 | 1 | — | 1 | — | — | — |
| 3211 | Sawmills & wood preservation | 172 | 1 364 | 4 934 | 5 | — | 2 | 1 | 1 | — | 1 | — | — | — |
| 32111 | Sawmills & wood preservation | 172 | 1 364 | 4 934 | 5 | — | 2 | 1 | 1 | — | 1 | — | — | — |
| 321113 | Sawmills | 172 | 1 364 | 4 934 | 5 | — | 2 | 1 | 1 | — | 1 | — | — | — |
| 337 | Furniture & related product mfg | (E) | (D) | (D) | 2 | 1 | — | — | — | — | — | 1 | — | — |
| 3371 | HH & institutional furniture & kitchen cabinet mfg | (E) | (D) | (D) | 2 | 1 | — | — | — | — | — | 1 | — | — |
| 33712 | Household & institutional furniture mfg | (E) | (D) | (D) | 2 | 1 | — | — | — | — | — | 1 | — | — |
| 42 | Wholesale trade | 205 | 1 149 | 4 840 | 22 | 7 | 9 | 4 | 2 | — | — | — | — | — |
| 422 | Wholesale trade, nondurable goods | 114 | 621 | 2 769 | 9 | 2 | 4 | 1 | 2 | — | — | — | — | — |
| 44-45 | Retail trade | 1 062 | 3 954 | 16 092 | 135 | 75 | 33 | 17 | 7 | 1 | 2 | — | — | — |
| 441 | Motor vehicle & parts dealers | 163 | 943 | 3 946 | 21 | 10 | 3 | 6 | 2 | — | — | — | — | — |
| 445 | Food & beverage stores | 300 | 836 | 3 621 | 24 | 12 | 6 | 2 | 2 | 1 | 1 | — | — | — |
| 4451 | Grocery stores | 280 | 768 | 3 315 | 16 | 6 | 4 | 2 | 2 | 1 | 1 | — | — | — |
| 44511 | Grocery (except convenience) stores | 269 | 750 | 3 230 | 12 | 3 | 3 | 2 | 2 | 1 | 1 | — | — | — |
| 445110 | Grocery (except convenience) stores | 269 | 750 | 3 230 | 12 | 3 | 3 | 2 | 2 | 1 | 1 | — | — | — |
| 452 | General merchandise stores | 216 | 758 | 3 058 | 10 | 6 | 2 | 1 | — | — | 1 | — | — | — |
| 4521 | Department stores | (C) | (D) | (D) | 1 | — | — | — | — | — | 1 | — | — | — |
| 45211 | Department stores | (C) | (D) | (D) | 1 | — | — | — | — | — | 1 | — | — | — |
| 48-49 | Transportation & warehousing | 213 | 1 343 | 5 502 | 19 | 8 | 5 | 2 | 4 | — | — | — | — | — |
| 484 | Truck transportation | (C) | (D) | (D) | 18 | 7 | 5 | 2 | 4 | — | — | — | — | — |
| 4842 | Specialized freight trucking | 134 | 759 | 3 148 | 10 | 2 | 5 | 1 | 2 | — | — | — | — | — |
| 51 | Information | 66 | 437 | 1 747 | 9 | 3 | 3 | 3 | — | — | — | — | — | — |
| 52 | Finance & insurance | 235 | 1 590 | 6 197 | 40 | 32 | 3 | 2 | 2 | 1 | — | — | — | — |
| 522 | Credit intermediation & related activities | 214 | 1 501 | 5 818 | 27 | 19 | 3 | 2 | 2 | 1 | — | — | — | — |
| 5221 | Depository credit intermediation | (C) | (D) | (D) | 11 | 4 | 2 | 2 | 2 | 1 | — | — | — | — |
| 52211 | Commercial banking | 131 | 1 018 | 3 700 | 8 | 3 | 2 | 2 | — | 1 | — | — | — | — |
| 522110 | Commercial banking | 131 | 1 018 | 3 700 | 8 | 3 | 2 | 2 | — | 1 | — | — | — | — |
| 53 | Real estate & rental & leasing | 54 | 262 | 1 244 | 18 | 14 | 3 | 1 | — | — | — | — | — | — |
| 54 | Professional, scientific & technical services | 151 | 953 | 4 068 | 27 | 14 | 8 | 4 | 1 | — | — | — | — | — |
| 541 | Professional, scientific & technical services | 151 | 953 | 4 068 | 27 | 14 | 8 | 4 | 1 | — | — | — | — | — |
| 55 | Management of companies & enterprises | (A) | (D) | (D) | 3 | 1 | 2 | — | — | — | — | — | — | — |
| 56 | Admin, support, waste mgt, remediation services | 51 | 239 | 924 | 7 | 4 | — | 3 | — | — | — | — | — | — |
| 61 | Educational services | (C) | (D) | (D) | 4 | 1 | 1 | — | 1 | 1 | — | — | — | — |
| 611 | Educational services | (C) | (D) | (D) | 4 | 1 | 1 | — | 1 | 1 | — | — | — | — |
| 6111 | Elementary & secondary schools | (C) | (D) | (D) | 4 | 1 | 1 | — | 1 | 1 | — | — | — | — |
| 61111 | Elementary & secondary schools | (C) | (D) | (D) | 4 | 1 | 1 | — | 1 | 1 | — | — | — | — |
| 62 | Health care and social assistance | 845 | 4 376 | 18 790 | 42 | 22 | 10 | 3 | 2 | 2 | 2 | 1 | — | — |
| 621 | Ambulatory health care services | 172 | 1 180 | 6 552 | 28 | 16 | 7 | 3 | 2 | — | — | — | — | — |
| 622 | Hospitals | (E) | (D) | (D) | 1 | — | — | — | — | — | — | 1 | — | — |
| 6221 | General medical & surgical hospitals | (E) | (D) | (D) | 1 | — | — | — | — | — | — | 1 | — | — |
| 62211 | General medical & surgical hospitals | (E) | (D) | (D) | 1 | — | — | — | — | — | — | 1 | — | — |
| 623 | Nursing & residential care facilities | (E) | (D) | (D) | 6 | 2 | 1 | — | — | 2 | 1 | — | — | — |
| 6231 | Nursing care facilities | (E) | (D) | (D) | 6 | 2 | 1 | — | — | 2 | 1 | — | — | — |
| 62311 | Nursing care facilities | (E) | (D) | (D) | 6 | 2 | 1 | — | — | 2 | 1 | — | — | — |
| 624 | Social assistance | (C) | (D) | (D) | 7 | 4 | 2 | — | — | — | 1 | — | — | — |
| 6241 | Individual & family services | (C) | (D) | (D) | 2 | 1 | — | — | — | — | 1 | — | — | — |
| 62419 | Other individual & family services | (C) | (D) | (D) | 1 | — | — | — | — | — | 1 | — | — | — |
| 71 | Arts, entertainment & recreation | 4 | 26 | 134 | 4 | 4 | — | — | — | — | — | — | — | — |
| 72 | Accommodation & food services | 439 | 842 | 3 370 | 35 | 14 | 6 | 5 | 9 | 1 | — | — | — | — |
| 722 | Food services & drinking places | (E) | (D) | (D) | 33 | 12 | 6 | 5 | 9 | 1 | — | — | — | — |
| 7222 | Limited-service eating places | 322 | 646 | 2 597 | 19 | 6 | 1 | 3 | 8 | 1 | — | — | — | — |
| 72221 | Limited-service eating places | 322 | 646 | 2 597 | 19 | 6 | 1 | 3 | 8 | 1 | — | — | — | — |
| 81 | Other services (except public administration) | 365 | 1 230 | 4 964 | 89 | 61 | 20 | 6 | 2 | — | — | — | — | — |
| 811 | Repair & maintenance | 125 | 594 | 2 338 | 33 | 23 | 7 | 3 | — | — | — | — | — | — |
| 813 | Religious, grantmaking, civic, prof & like organizations | 202 | 514 | 2 101 | 48 | 33 | 12 | 1 | 2 | — | — | — | — | — |
| 8131 | Religious organizations | 179 | 462 | 1 861 | 38 | 24 | 11 | 1 | 2 | — | — | — | — | — |
| 81311 | Religious organizations | 179 | 462 | 1 861 | 38 | 24 | 11 | 1 | 2 | — | — | — | — | — |
| 813110 | Religious organizations | 179 | 462 | 1 861 | 38 | 24 | 11 | 1 | 2 | — | — | — | — | — |

See footnotes at end of table.

Table 6. Counties—Employees, Payroll, and Establishments by Industry: 2000—Con.

[Excludes most government employees, railroad employees, and self-employed persons. Size class 1 to 4 includes establishments with payroll, but no employees, during mid-March pay period. (D) denotes figures withheld to avoid disclosing data for individual companies; the data are included in broader industry totals. Detailed industries with 100 or more employees are shown if industry was not a (D). For explanation of terms, abbreviations, and data reliability/comparability, see introductory text]

| NAICS code | Industry | Number of employees for week including March 12 | Payroll (\$1,000) | | Total number of establishments | Number of establishments by employment-size class | | | | | | | | |
|--------------------|--|---|-------------------|----------------|--------------------------------|---|------------|-----------|-----------|-----------|------------|------------|------------|---------------|
| | | | First quarter | Annual | | 1 to 4 | 5 to 9 | 10 to 19 | 20 to 49 | 50 to 99 | 100 to 249 | 250 to 499 | 500 to 999 | 1,000 or more |
| MARION—Con. | | | | | | | | | | | | | | |
| 95 | Auxiliaries (exc corporate, subsidiary & regional mgt) | (E) | (D) | (D) | 1 | — | — | — | — | — | — | 1 | — | — |
| 99 | Unclassified establishments | 40 | 41 | 175 | 11 | 10 | — | — | 1 | — | — | — | — | — |
| MARSHALL | | | | | | | | | | | | | | |
| | Total | 7 172 | 31 658 | 129 760 | 435 | 229 | 108 | 35 | 37 | 14 | 7 | 2 | 3 | — |
| 11 | Forestry, fishing, hunting, and agriculture support | 28 | 103 | 311 | 6 | 4 | 1 | 1 | — | — | — | — | — | — |
| 22 | Utilities (B) | (B) | (D) | (D) | 2 | 1 | — | — | — | 1 | — | — | — | — |
| 23 | Construction | 382 | 1 943 | 8 533 | 50 | 32 | 9 | 5 | 2 | 2 | — | — | — | — |
| 235 | Special trade contractors | 324 | 1 684 | 7 295 | 34 | 20 | 6 | 4 | 2 | 2 | — | — | — | — |
| 2351 | Plumbing, heating & AC contractor | 113 | 564 | 2 703 | 6 | 3 | — | 1 | 1 | 1 | — | — | — | — |
| 23511 | Plumbing, heating & AC contractor | 113 | 564 | 2 703 | 6 | 3 | — | 1 | 1 | 1 | — | — | — | — |
| 235110 | Plumbing, heating & AC contractor | 113 | 564 | 2 703 | 6 | 3 | — | 1 | 1 | 1 | — | — | — | — |
| 31-33 | Manufacturing | 1 274 | 6 802 | 28 456 | 31 | 8 | 6 | 3 | 7 | 3 | 3 | 1 | — | — |
| 321 | Wood product mfg | 194 | 979 | 4 821 | 8 | 3 | — | 1 | 3 | 1 | — | — | — | — |
| 3212 | Veneer, plywood & engineered wood product mfg | (C) | (D) | (D) | 2 | — | — | — | 1 | 1 | — | — | — | — |
| 32121 | Veneer, plywood & engineered wood product mfg | (C) | (D) | (D) | 2 | — | — | — | 1 | 1 | — | — | — | — |
| 325 | Chemical mfg | (C) | (D) | (D) | 2 | — | 1 | — | — | — | 1 | — | — | — |
| 3256 | Soap, cleaners & toilet preparation mfg | (C) | (D) | (D) | 2 | — | 1 | — | — | — | 1 | — | — | — |
| 32562 | Toilet preparation mfg | (C) | (D) | (D) | 2 | — | 1 | — | — | — | 1 | — | — | — |
| 327 | Nonmetallic mineral product mfg | 102 | 624 | 2 452 | 3 | — | 1 | — | 1 | 1 | — | — | — | — |
| 333 | Machinery mfg | 330 | 1 954 | 7 533 | 4 | — | 1 | — | 1 | — | 2 | — | — | — |
| 3334 | HVAC & commercial refrigeration equipment mfg | (C) | (D) | (D) | 1 | — | — | — | — | — | 1 | — | — | — |
| 33341 | HVAC & commercial refrigeration equipment mfg | (C) | (D) | (D) | 1 | — | — | — | — | — | 1 | — | — | — |
| 3336 | Engine, turbine & power transmsn equip mfg | (C) | (D) | (D) | 1 | — | — | — | — | — | 1 | — | — | — |
| 33361 | Engine, turbine & power transmsn equip mfg | (C) | (D) | (D) | 1 | — | — | — | — | — | 1 | — | — | — |
| 337 | Furniture & related product mfg | (E) | (D) | (D) | 4 | 1 | 2 | — | — | — | — | 1 | — | — |
| 3371 | HH & institutional furniture & kitchen cabinet mfg | (E) | (D) | (D) | 4 | 1 | 2 | — | — | — | — | 1 | — | — |
| 33712 | Household & institutional furniture mfg | (E) | (D) | (D) | 2 | — | 1 | — | — | — | — | 1 | — | — |
| 42 | Wholesale trade | 135 | 645 | 2 779 | 16 | 5 | 9 | — | 2 | — | — | — | — | — |
| 44-45 | Retail trade | 882 | 3 044 | 13 046 | 107 | 53 | 30 | 12 | 10 | 1 | 1 | — | — | — |
| 445 | Food & beverage stores | 222 | 608 | 2 593 | 24 | 13 | 4 | 3 | 3 | 1 | — | — | — | — |
| 4451 | Grocery stores | 210 | 579 | 2 468 | 19 | 9 | 3 | 3 | 3 | 1 | — | — | — | — |
| 44511 | Grocery (except convenience) stores | 144 | 426 | 1 920 | 13 | 5 | 3 | 2 | 3 | — | — | — | — | — |
| 445110 | Grocery (except convenience) stores | 144 | 426 | 1 920 | 13 | 5 | 3 | 2 | 3 | — | — | — | — | — |
| 447 | Gasoline stations | 192 | 574 | 2 308 | 21 | 9 | 7 | 1 | 4 | — | — | — | — | — |
| 4471 | Gasoline stations | 192 | 574 | 2 308 | 21 | 9 | 7 | 1 | 4 | — | — | — | — | — |
| 44711 | Gasoline stations with convenience stores | 153 | 452 | 1 799 | 16 | 6 | 6 | 1 | 3 | — | — | — | — | — |
| 447110 | Gasoline stations with convenience stores | 153 | 452 | 1 799 | 16 | 6 | 6 | 1 | 3 | — | — | — | — | — |
| 452 | General merchandise stores | 177 | 487 | 2 151 | 8 | 1 | 3 | 2 | 1 | — | 1 | — | — | — |
| 4521 | Department stores | (C) | (D) | (D) | 1 | — | — | — | — | — | 1 | — | — | — |
| 45211 | Department stores | (C) | (D) | (D) | 1 | — | — | — | — | — | 1 | — | — | — |
| 48-49 | Transportation & warehousing | 171 | 1 380 | 5 680 | 14 | 8 | 3 | 1 | — | 2 | — | — | — | — |
| 484 | Truck transportation | 143 | 1 262 | 5 241 | 10 | 6 | 2 | — | — | 2 | — | — | — | — |
| 4841 | General freight trucking | (C) | (D) | (D) | 5 | 3 | — | — | — | 2 | — | — | — | — |
| 48412 | General freight trucking, long-distance | (C) | (D) | (D) | 4 | 2 | — | — | — | 2 | — | — | — | — |
| 51 | Information | 42 | 220 | 833 | 5 | 2 | 1 | 2 | — | — | — | — | — | — |
| 52 | Finance & insurance | 238 | 1 316 | 6 144 | 29 | 13 | 11 | 1 | 4 | — | — | — | — | — |
| 522 | Credit intermediation & related activities | 215 | 1 181 | 5 466 | 23 | 9 | 9 | 1 | 4 | — | — | — | — | — |
| 5221 | Depository credit intermediation | (C) | (D) | (D) | 10 | 2 | 3 | 1 | 4 | — | — | — | — | — |
| 52211 | Commercial banking | 159 | 949 | 4 183 | 9 | 1 | 3 | 1 | 4 | — | — | — | — | — |
| 522110 | Commercial banking | 159 | 949 | 4 183 | 9 | 1 | 3 | 1 | 4 | — | — | — | — | — |
| 53 | Real estate & rental & leasing | 51 | 165 | 772 | 19 | 14 | 5 | — | — | — | — | — | — | — |
| 54 | Professional, scientific & technical services | 43 | 204 | 823 | 13 | 10 | 2 | 1 | — | — | — | — | — | — |
| 55 | Management of companies & enterprises | (A) | (D) | (D) | 1 | 1 | — | — | — | — | — | — | — | — |
| 56 | Admin. support, waste mgt, remediation services | 527 | 1 414 | 6 304 | 15 | 10 | 2 | 1 | — | — | 1 | 1 | — | — |
| 561 | Administrative & support services | 527 | 1 414 | 6 304 | 15 | 10 | 2 | 1 | — | — | 1 | 1 | — | — |
| 5613 | Employment services | 204 | 236 | 948 | 3 | — | 2 | — | — | — | 1 | — | — | — |
| 56131 | Employment placement agencies | (C) | (D) | (D) | 2 | — | 1 | — | — | — | 1 | — | — | — |
| 5616 | Investigation & security services | (E) | (D) | (D) | 2 | 1 | — | — | — | — | — | 1 | — | — |
| 56161 | Investigation, guard & armored car services | (E) | (D) | (D) | 2 | 1 | — | — | — | — | — | 1 | — | — |

See footnotes at end of table.

Table 6. Counties—Employees, Payroll, and Establishments by Industry: 2000—Con.

[Excludes most government employees, railroad employees, and self-employed persons. Size class 1 to 4 includes establishments with payroll, but no employees, during mid-March pay period. (D) denotes figures withheld to avoid disclosing data for individual companies; the data are included in broader industry totals. Detailed industries with 100 or more employees are shown if industry was not a (D). For explanation of terms, abbreviations, and data reliability/comparability, see introductory text]

| NAICS code | Industry | Number of employees for week including March 12 | Payroll (\$1,000) | | Total number of establishments | Number of establishments by employment-size class | | | | | | | | |
|----------------------|---|---|-------------------|----------------|--------------------------------|---|------------|-----------|-----------|----------|------------|------------|------------|---------------|
| | | | First quarter | Annual | | 1 to 4 | 5 to 9 | 10 to 19 | 20 to 49 | 50 to 99 | 100 to 249 | 250 to 499 | 500 to 999 | 1,000 or more |
| MARSHALL—Con. | | | | | | | | | | | | | | |
| 61 | Educational services | 958 | 2 988 | 12 044 | 7 | 1 | — | — | 1 | 4 | — | — | 1 | — |
| 611 | Educational services | 958 | 2 988 | 12 044 | 7 | 1 | — | — | 1 | 4 | — | — | 1 | — |
| 6111 | Elementary & secondary schools | (E) | (D) | (D) | 6 | 1 | — | — | 1 | 4 | — | — | — | — |
| 61111 | Elementary & secondary schools | (E) | (D) | (D) | 6 | 1 | — | — | 1 | 4 | — | — | — | — |
| 6113 | Colleges, universities & professional schools | (F) | (D) | (D) | 1 | — | — | — | — | — | — | — | 1 | — |
| 61131 | Colleges, universities & professional schools | (F) | (D) | (D) | 1 | — | — | — | — | — | — | — | 1 | — |
| 62 | Health care and social assistance | 1 186 | 4 934 | 18 426 | 26 | 11 | 7 | 2 | 3 | 1 | 1 | — | 1 | — |
| 621 | Ambulatory health care services | 150 | 844 | 3 503 | 14 | 6 | 4 | 1 | 3 | — | — | — | — | — |
| 623 | Nursing & residential care facilities | (C) | (D) | (D) | 1 | — | — | — | — | — | 1 | — | — | — |
| 6231 | Nursing care facilities | (C) | (D) | (D) | 1 | — | — | — | — | — | 1 | — | — | — |
| 62311 | Nursing care facilities | (C) | (D) | (D) | 1 | — | — | — | — | — | 1 | — | — | — |
| 624 | Social assistance | (F) | (D) | (D) | 10 | 5 | 3 | 1 | — | — | — | — | 1 | — |
| 6244 | Child day care services | (F) | (D) | (D) | 8 | 5 | 1 | 1 | — | — | — | — | 1 | — |
| 62441 | Child day care services | (F) | (D) | (D) | 8 | 5 | 1 | 1 | — | — | — | — | 1 | — |
| 71 | Arts, entertainment & recreation | (A) | (D) | (D) | 3 | 2 | — | 1 | — | — | — | — | — | — |
| 72 | Accommodation & food services | 249 | 468 | 1 932 | 24 | 8 | 9 | 2 | 5 | — | — | — | — | — |
| 722 | Food services & drinking places | 205 | 368 | 1 531 | 20 | 7 | 8 | — | 5 | — | — | — | — | — |
| 7222 | Limited-service eating places | 130 | 242 | 1 020 | 8 | 2 | 2 | — | 4 | — | — | — | — | — |
| 72221 | Limited-service eating places | 130 | 242 | 1 020 | 8 | 2 | 2 | — | 4 | — | — | — | — | — |
| 81 | Other services (except public administration) | 193 | 576 | 2 409 | 54 | 39 | 11 | 3 | 1 | — | — | — | — | — |
| 813 | Religious, grantmaking, civic, prof & like organizations | 112 | 274 | 1 109 | 37 | 29 | 6 | 2 | — | — | — | — | — | — |
| 8131 | Religious organizations | 109 | 260 | 1 026 | 34 | 26 | 6 | 2 | — | — | — | — | — | — |
| 81311 | Religious organizations | 109 | 260 | 1 026 | 34 | 26 | 6 | 2 | — | — | — | — | — | — |
| 813110 | Religious organizations | 109 | 260 | 1 026 | 34 | 26 | 6 | 2 | — | — | — | — | — | — |
| 95 | Auxiliaries (exc corporate, subsidiary & regional mgt) | 707 | 4 637 | 17 897 | 5 | 1 | — | — | 2 | — | 1 | — | 1 | — |
| 99 | Unclassified establishments | (A) | (D) | (D) | 8 | 6 | 2 | — | — | — | — | — | — | — |
| MONROE | | | | | | | | | | | | | | |
| | Total | 10 198 | 62 159 | 252 726 | 720 | 405 | 144 | 89 | 53 | 9 | 12 | 7 | 1 | — |
| 11 | Forestry, fishing, hunting, and agriculture support | (A) | (D) | (D) | 3 | 2 | 1 | — | — | — | — | — | — | — |
| 21 | Mining | 82 | 603 | 2 753 | 6 | 2 | 1 | — | 3 | — | — | — | — | — |
| 22 | Utilities | 58 | 425 | 1 739 | 6 | 4 | — | 1 | 1 | — | — | — | — | — |
| 23 | Construction | 598 | 3 710 | 14 872 | 72 | 38 | 20 | 7 | 6 | — | 1 | — | — | — |
| 233 | Building, developing & general contracting | 143 | 1 174 | 3 928 | 14 | 3 | 5 | 5 | 1 | — | — | — | — | — |
| 234 | Heavy construction | 202 | 1 220 | 5 617 | 13 | 7 | 3 | 1 | 1 | — | 1 | — | — | — |
| 2341 | Highway, street, bridge & tunnel construction | 169 | 1 105 | 5 077 | 4 | 1 | 1 | — | 1 | — | 1 | — | — | — |
| 23411 | Highway & street construction | (C) | (D) | (D) | 3 | 1 | 1 | — | — | — | 1 | — | — | — |
| 235 | Special trade contractors | 253 | 1 316 | 5 327 | 45 | 28 | 12 | 1 | 4 | — | — | — | — | — |
| 2351 | Plumbing, heating & AC contractor | 124 | 651 | 2 766 | 16 | 8 | 5 | — | 3 | — | — | — | — | — |
| 23511 | Plumbing, heating & AC contractor | 124 | 651 | 2 766 | 16 | 8 | 5 | — | 3 | — | — | — | — | — |
| 235110 | Plumbing, heating & AC contractor | 124 | 651 | 2 766 | 16 | 8 | 5 | — | 3 | — | — | — | — | — |
| 31-33 | Manufacturing | 4 348 | 33 879 | 134 257 | 64 | 14 | 6 | 14 | 15 | 2 | 8 | 4 | 1 | — |
| 315 | Apparel manufacturing | (E) | (D) | (D) | 3 | 1 | — | 1 | — | — | — | 1 | — | — |
| 3152 | Cut & sew apparel mfg | (E) | (D) | (D) | 3 | 1 | — | 1 | — | — | — | 1 | — | — |
| 31522 | Men's, boys' cut & sew apparel mfg | (E) | (D) | (D) | 2 | 1 | — | — | — | — | — | 1 | — | — |
| 325 | Chemical mfg | 1 000 | 13 440 | 53 897 | 7 | 2 | — | 1 | 1 | — | 2 | — | 1 | — |
| 3251 | Basic chemical mfg | (F) | (D) | (D) | 3 | 2 | — | — | — | — | — | — | 1 | — |
| 32513 | Synthetic dye & pigment mfg | (F) | (D) | (D) | 1 | — | — | — | — | — | — | — | 1 | — |
| 3252 | Resin, syn rubber, artf & syn fibers, fil mfg | (E) | (D) | (D) | 3 | — | — | 1 | — | — | 2 | — | — | — |
| 32521 | Resin & synthetic rubber mfg | (E) | (D) | (D) | 3 | — | — | 1 | — | — | 2 | — | — | — |
| 332 | Fabricated metal product mfg | 152 | 1 418 | 6 215 | 7 | 2 | 2 | 1 | 1 | — | 1 | — | — | — |
| 3329 | Other fabricated metal product mfg | 140 | 1 364 | 5 947 | 3 | — | — | 1 | 1 | — | 1 | — | — | — |
| 33291 | Metal valve mfg | (C) | (D) | (D) | 2 | — | — | 1 | — | — | 1 | — | — | — |
| 336 | Transportation equipment mfg | 742 | 2 916 | 10 314 | 8 | 2 | — | — | 2 | 1 | 2 | 1 | — | — |
| 3363 | Motor vehicle parts mfg | (F) | (D) | (D) | 4 | 1 | — | — | 1 | — | 1 | 1 | — | — |
| 33631 | Motor vehicle gas engine & engine parts mfg | (C) | (D) | (D) | 1 | — | — | — | — | — | 1 | — | — | — |
| 33639 | Other motor vehicle parts mfg | (E) | (D) | (D) | 1 | — | — | — | — | — | — | 1 | — | — |
| 3366 | Ship & boat building | (C) | (D) | (D) | 2 | 1 | — | — | — | — | 1 | — | — | — |
| 33661 | Ship & boat building | (C) | (D) | (D) | 2 | 1 | — | — | — | — | 1 | — | — | — |
| 337 | Furniture & related product mfg | 1 210 | 7 012 | 27 714 | 15 | 2 | 1 | 1 | 6 | 1 | 3 | 1 | — | — |
| 3371 | HH & institutional furniture & kitchen cabinet mfg | 892 | 5 781 | 23 044 | 10 | 2 | 1 | 1 | 2 | 1 | 2 | 1 | — | — |
| 33712 | Household & institutional furniture mfg | 892 | 5 781 | 23 044 | 10 | 2 | 1 | 1 | 2 | 1 | 2 | 1 | — | — |
| 3372 | Office furniture (including fixtures) mfg | 318 | 1 231 | 4 670 | 5 | — | — | — | 4 | — | 1 | — | — | — |
| 33721 | Office furniture (including fixtures) mfg | 318 | 1 231 | 4 670 | 5 | — | — | — | 4 | — | 1 | — | — | — |
| 339 | Miscellaneous mfg | (E) | (D) | (D) | 2 | 1 | — | — | — | — | — | 1 | — | — |
| 3399 | Other miscellaneous mfg | (E) | (D) | (D) | 2 | 1 | — | — | — | — | — | 1 | — | — |
| 33992 | Sporting & athletic goods mfg | (E) | (D) | (D) | 1 | — | — | — | — | — | — | 1 | — | — |

See footnotes at end of table.

Table 6. Counties—Employees, Payroll, and Establishments by Industry: 2000—Con.

[Excludes most government employees, railroad employees, and self-employed persons. Size class 1 to 4 includes establishments with payroll, but no employees, during mid-March pay period. (D) denotes figures withheld to avoid disclosing data for individual companies; the data are included in broader industry totals. Detailed industries with 100 or more employees are shown if industry was not a (D). For explanation of terms, abbreviations, and data reliability/comparability, see introductory text]

| NAICS code | Industry | Number of employees for week including March 12 | Payroll (\$1,000) | | Total number of establishments | Number of establishments by employment-size class | | | | | | | | |
|--------------------|---|---|-------------------|---------------|--------------------------------|---|-----------|-----------|----------|----------|------------|------------|------------|---------------|
| | | | First quarter | Annual | | 1 to 4 | 5 to 9 | 10 to 19 | 20 to 49 | 50 to 99 | 100 to 249 | 250 to 499 | 500 to 999 | 1,000 or more |
| MONROE—Con. | | | | | | | | | | | | | | |
| 42 | Wholesale trade | 209 | 1 416 | 6 398 | 30 | 17 | 8 | 2 | 3 | — | — | — | — | — |
| 421 | Wholesale trade, durable goods | 105 | 760 | 3 249 | 18 | 11 | 4 | 2 | 1 | — | — | — | — | — |
| 422 | Wholesale trade, nondurable goods | 104 | 656 | 3 149 | 12 | 6 | 4 | — | 2 | — | — | — | — | — |
| 44-45 | Retail trade | 1 461 | 5 379 | 22 540 | 158 | 82 | 43 | 22 | 6 | 4 | — | 1 | — | — |
| 441 | Motor vehicle & parts dealers | 254 | 1 187 | 4 948 | 24 | 10 | 7 | 5 | 1 | 1 | — | — | — | — |
| 4411 | Automobile dealers | (C) | (D) | (D) | 7 | 2 | — | 3 | 1 | 1 | — | — | — | — |
| 44111 | New car dealers | 156 | 776 | 3 035 | 5 | — | — | 3 | 1 | 1 | — | — | — | — |
| 441110 | New car dealers | 156 | 776 | 3 035 | 5 | — | — | 3 | 1 | 1 | — | — | — | — |
| 444 | Bldg material & garden equip & supp dealers | 108 | 585 | 2 499 | 16 | 5 | 7 | 4 | — | — | — | — | — | — |
| 445 | Food & beverage stores | 238 | 659 | 2 618 | 26 | 17 | 2 | 4 | 1 | 2 | — | — | — | — |
| 4451 | Grocery stores | 232 | 649 | 2 577 | 23 | 14 | 2 | 4 | 1 | 2 | — | — | — | — |
| 44511 | Grocery (except convenience) stores | 226 | 623 | 2 514 | 17 | 8 | 2 | 4 | 1 | 2 | — | — | — | — |
| 445110 | Grocery (except convenience) stores | 226 | 623 | 2 514 | 17 | 8 | 2 | 4 | 1 | 2 | — | — | — | — |
| 447 | Gasoline stations | 184 | 533 | 2 288 | 22 | 12 | 4 | 4 | 1 | 1 | — | — | — | — |
| 4471 | Gasoline stations | 184 | 533 | 2 288 | 22 | 12 | 4 | 4 | 1 | 1 | — | — | — | — |
| 44711 | Gasoline stations with convenience stores | 101 | 300 | 1 303 | 15 | 7 | 3 | 4 | 1 | — | — | — | — | — |
| 447110 | Gasoline stations with convenience stores | 101 | 300 | 1 303 | 15 | 7 | 3 | 4 | 1 | — | — | — | — | — |
| 452 | General merchandise stores | 394 | 1 227 | 5 331 | 12 | 3 | 6 | 1 | 1 | — | — | 1 | — | — |
| 4529 | Other general merchandise stores | (E) | (D) | (D) | 10 | 2 | 6 | 1 | — | — | — | 1 | — | — |
| 45291 | Warehouse clubs & superstores | (E) | (D) | (D) | 1 | — | — | — | — | — | — | 1 | — | — |
| 48-49 | Transportation & warehousing | 209 | 1 426 | 6 289 | 32 | 19 | 5 | 5 | 3 | — | — | — | — | — |
| 484 | Truck transportation | 175 | 992 | 4 567 | 28 | 17 | 5 | 3 | 3 | — | — | — | — | — |
| 51 | Information | 62 | 522 | 2 153 | 11 | 3 | 7 | 1 | — | — | — | — | — | — |
| 52 | Finance & insurance | 272 | 1 753 | 7 125 | 58 | 39 | 12 | 5 | 2 | — | — | — | — | — |
| 522 | Credit intermediation & related activities | 220 | 1 404 | 5 575 | 40 | 24 | 9 | 5 | 2 | — | — | — | — | — |
| 5221 | Depository credit intermediation | 165 | 1 096 | 4 352 | 23 | 11 | 5 | 5 | 2 | — | — | — | — | — |
| 52211 | Commercial banking | 145 | 984 | 3 876 | 18 | 8 | 3 | 5 | 2 | — | — | — | — | — |
| 522110 | Commercial banking | 145 | 984 | 3 876 | 18 | 8 | 3 | 5 | 2 | — | — | — | — | — |
| 53 | Real estate & rental & leasing | 55 | 184 | 662 | 18 | 14 | 4 | — | — | — | — | — | — | — |
| 54 | Professional, scientific & technical services | 121 | 505 | 1 998 | 45 | 40 | 2 | 3 | — | — | — | — | — | — |
| 541 | Professional, scientific & technical services | 121 | 505 | 1 998 | 45 | 40 | 2 | 3 | — | — | — | — | — | — |
| 55 | Management of companies & enterprises | 11 | 90 | 351 | 3 | 2 | 1 | — | — | — | — | — | — | — |
| 56 | Admin, support, waste mgt, remediation services | 108 | 461 | 1 859 | 15 | 7 | 4 | 2 | 2 | — | — | — | — | — |
| 561 | Administrative & support services | 108 | 461 | 1 859 | 15 | 7 | 4 | 2 | 2 | — | — | — | — | — |
| 61 | Educational services | (E) | (D) | (D) | 3 | 1 | — | 1 | — | — | — | 1 | — | — |
| 611 | Educational services | (E) | (D) | (D) | 3 | 1 | — | 1 | — | — | — | 1 | — | — |
| 6111 | Elementary & secondary schools | (E) | (D) | (D) | 2 | — | — | 1 | — | — | — | 1 | — | — |
| 61111 | Elementary & secondary schools | (E) | (D) | (D) | 2 | — | — | 1 | — | — | — | 1 | — | — |
| 62 | Health care and social assistance | 1 446 | 8 019 | 34 015 | 55 | 25 | 13 | 7 | 3 | 3 | 3 | 1 | — | — |
| 621 | Ambulatory health care services | 289 | 1 811 | 7 563 | 32 | 17 | 9 | 3 | 1 | 2 | — | — | — | — |
| 622 | Hospitals | (F) | (D) | (D) | 2 | — | — | — | — | — | 1 | 1 | — | — |
| 6221 | General medical & surgical hospitals | (F) | (D) | (D) | 2 | — | — | — | — | — | 1 | 1 | — | — |
| 62211 | General medical & surgical hospitals | (F) | (D) | (D) | 2 | — | — | — | — | — | 1 | 1 | — | — |
| 623 | Nursing & residential care facilities | (E) | (D) | (D) | 3 | — | — | — | — | 1 | 2 | — | — | — |
| 6231 | Nursing care facilities | (E) | (D) | (D) | 3 | — | — | — | — | 1 | 2 | — | — | — |
| 62311 | Nursing care facilities | (E) | (D) | (D) | 3 | — | — | — | — | 1 | 2 | — | — | — |
| 624 | Social assistance | 148 | 361 | 1 418 | 18 | 8 | 4 | 4 | 2 | — | — | — | — | — |
| 6244 | Child day care services | 100 | 255 | 977 | 15 | 7 | 4 | 3 | 1 | — | — | — | — | — |
| 62441 | Child day care services | 100 | 255 | 977 | 15 | 7 | 4 | 3 | 1 | — | — | — | — | — |
| 624410 | Child day care services | 100 | 255 | 977 | 15 | 7 | 4 | 3 | 1 | — | — | — | — | — |
| 71 | Arts, entertainment & recreation | (B) | (D) | (D) | 10 | 7 | 2 | 1 | — | — | — | — | — | — |
| 72 | Accommodation & food services | 440 | 871 | 3 458 | 44 | 21 | 5 | 10 | 8 | — | — | — | — | — |
| 722 | Food services & drinking places | 391 | 741 | 2 961 | 41 | 21 | 5 | 8 | 7 | — | — | — | — | — |
| 7222 | Limited-service eating places | 317 | 593 | 2 293 | 20 | 5 | 3 | 5 | 7 | — | — | — | — | — |
| 72221 | Limited-service eating places | 317 | 593 | 2 293 | 20 | 5 | 3 | 5 | 7 | — | — | — | — | — |
| 722211 | Limited-service restaurants | 277 | 530 | 2 035 | 16 | 4 | 2 | 3 | 7 | — | — | — | — | — |
| 81 | Other services (except public administration) | 300 | 986 | 4 265 | 81 | 63 | 9 | 8 | 1 | — | — | — | — | — |
| 813 | Religious, grantmaking, civic, prof & like organizations | 164 | 461 | 1 897 | 35 | 25 | 3 | 6 | 1 | — | — | — | — | — |
| 8131 | Religious organizations | 140 | 426 | 1 735 | 30 | 22 | 2 | 5 | 1 | — | — | — | — | — |
| 81311 | Religious organizations | 140 | 426 | 1 735 | 30 | 22 | 2 | 5 | 1 | — | — | — | — | — |
| 813110 | Religious organizations | 140 | 426 | 1 735 | 30 | 22 | 2 | 5 | 1 | — | — | — | — | — |
| 95 | Auxiliaries (exc corporate, subsidiary & regional mgt) | (A) | (D) | (D) | 2 | 1 | 1 | — | — | — | — | — | — | — |
| 99 | Unclassified establishments | 3 | 6 | 36 | 4 | 4 | — | — | — | — | — | — | — | — |

See footnotes at end of table.

Table 6. Counties—Employees, Payroll, and Establishments by Industry: 2000—Con.

[Excludes most government employees, railroad employees, and self-employed persons. Size class 1 to 4 includes establishments with payroll, but no employees, during mid-March pay period. (D) denotes figures withheld to avoid disclosing data for individual companies; the data are included in broader industry totals. Detailed industries with 100 or more employees are shown if industry was not a (D). For explanation of terms, abbreviations, and data reliability/comparability, see introductory text]

| NAICS code | Industry | Number of employees for week including March 12 | Payroll (\$1,000) | | Total number of establishments | Number of establishments by employment-size class | | | | | | | | |
|-------------------|--|---|-------------------|---------------|--------------------------------|---|-----------|-----------|-----------|----------|------------|------------|------------|---------------|
| | | | First quarter | Annual | | 1 to 4 | 5 to 9 | 10 to 19 | 20 to 49 | 50 to 99 | 100 to 249 | 250 to 499 | 500 to 999 | 1,000 or more |
| MONTGOMERY | | | | | | | | | | | | | | |
| | Total | 3 270 | 13 425 | 52 758 | 247 | 139 | 54 | 20 | 19 | 7 | 6 | 2 | - | - |
| 11 | Forestry, fishing, hunting, and agriculture support | 56 | 157 | 747 | 7 | 4 | 2 | - | 1 | - | - | - | - | - |
| 22 | Utilities | (B) | (D) | (D) | 6 | 4 | 1 | 1 | - | - | - | - | - | - |
| 23 | Construction | 170 | 426 | 1 708 | 14 | 8 | 2 | - | 3 | 1 | - | - | - | - |
| 31-33 | Manufacturing | 1 012 | 5 400 | 19 976 | 21 | 8 | 2 | 2 | 3 | 1 | 4 | 1 | - | - |
| 315 | Apparel manufacturing | (C) | (D) | (D) | 2 | - | - | - | - | 1 | 1 | - | - | - |
| 3152 | Cut & sew apparel mfg | (C) | (D) | (D) | 2 | - | - | - | - | 1 | 1 | - | - | - |
| 31522 | Men's, boys' cut & sew apparel mfg | (C) | (D) | (D) | 1 | - | - | - | - | - | 1 | - | - | - |
| 321 | Wood product mfg | 226 | 2 256 | 6 714 | 7 | 2 | - | 2 | 2 | - | 1 | - | - | - |
| 3212 | Veneer, plywood & engineered wood product mfg | (C) | (D) | (D) | 1 | - | - | - | - | - | 1 | - | - | - |
| 32121 | Veneer, plywood & engineered wood product mfg | (C) | (D) | (D) | 1 | - | - | - | - | - | 1 | - | - | - |
| 333 | Machinery mfg | (C) | (D) | (D) | 1 | - | - | - | - | - | 1 | - | - | - |
| 3339 | Other general purpose machinery mfg | (C) | (D) | (D) | 1 | - | - | - | - | - | 1 | - | - | - |
| 33392 | Material handling equipment mfg | (C) | (D) | (D) | 1 | - | - | - | - | - | 1 | - | - | - |
| 336 | Transportation equipment mfg | (E) | (D) | (D) | 1 | - | - | - | - | - | - | 1 | - | - |
| 3363 | Motor vehicle parts mfg | (E) | (D) | (D) | 1 | - | - | - | - | - | - | 1 | - | - |
| 33631 | Motor vehicle gas engine & engine parts mfg | (E) | (D) | (D) | 1 | - | - | - | - | - | - | 1 | - | - |
| 337 | Furniture & related product mfg | (C) | (D) | (D) | 2 | 1 | - | - | - | - | 1 | - | - | - |
| 3372 | Office furniture (including fixtures) mfg | (C) | (D) | (D) | 1 | - | - | - | - | - | 1 | - | - | - |
| 33721 | Office furniture (including fixtures) mfg | (C) | (D) | (D) | 1 | - | - | - | - | - | 1 | - | - | - |
| 42 | Wholesale trade | 52 | 268 | 1 118 | 9 | 6 | - | 3 | - | - | - | - | - | - |
| 44-45 | Retail trade | 564 | 1 708 | 7 080 | 68 | 37 | 21 | 4 | 3 | 3 | - | - | - | - |
| 447 | Gasoline stations | 150 | 423 | 1 730 | 13 | 5 | 5 | - | 2 | 1 | - | - | - | - |
| 4471 | Gasoline stations | 150 | 423 | 1 730 | 13 | 5 | 5 | - | 2 | 1 | - | - | - | - |
| 452 | General merchandise stores | 137 | 436 | 1 766 | 6 | 2 | 1 | 2 | - | 1 | - | - | - | - |
| 48-49 | Transportation & warehousing | 44 | 169 | 419 | 6 | 4 | 1 | - | 1 | - | - | - | - | - |
| 51 | Information | (B) | (D) | (D) | 6 | 2 | 1 | 2 | 1 | - | - | - | - | - |
| 52 | Finance & insurance | 129 | 833 | 3 652 | 21 | 13 | 5 | 1 | 2 | - | - | - | - | - |
| 522 | Credit intermediation & related activities | 111 | 767 | 3 377 | 13 | 5 | 5 | 1 | 2 | - | - | - | - | - |
| 53 | Real estate & rental & leasing | 14 | 38 | 166 | 3 | 1 | 2 | - | - | - | - | - | - | - |
| 54 | Professional, scientific & technical services | 33 | 176 | 788 | 12 | 10 | 1 | 1 | - | - | - | - | - | - |
| 56 | Admin, support, waste mgt, remediation services | 89 | 350 | 1 423 | 6 | 4 | 1 | - | - | 1 | - | - | - | - |
| 61 | Educational services | (B) | (D) | (D) | 1 | - | - | - | 1 | - | - | - | - | - |
| 62 | Health care and social assistance | 647 | 2 700 | 10 643 | 19 | 11 | 2 | 2 | 1 | - | 2 | 1 | - | - |
| 622 | Hospitals | (C) | (D) | (D) | 2 | - | - | - | 1 | - | 1 | - | - | - |
| 6221 | General medical & surgical hospitals | (C) | (D) | (D) | 2 | - | - | - | 1 | - | 1 | - | - | - |
| 62211 | General medical & surgical hospitals | (C) | (D) | (D) | 2 | - | - | - | 1 | - | 1 | - | - | - |
| 623 | Nursing & residential care facilities | (C) | (D) | (D) | 1 | - | - | - | - | - | 1 | - | - | - |
| 6231 | Nursing care facilities | (C) | (D) | (D) | 1 | - | - | - | - | - | 1 | - | - | - |
| 62311 | Nursing care facilities | (C) | (D) | (D) | 1 | - | - | - | - | - | 1 | - | - | - |
| 624 | Social assistance | (E) | (D) | (D) | 5 | 4 | - | - | - | - | - | 1 | - | - |
| 6241 | Individual & family services | (E) | (D) | (D) | 1 | - | - | - | - | - | - | 1 | - | - |
| 62419 | Other individual & family services | (E) | (D) | (D) | 1 | - | - | - | - | - | - | 1 | - | - |
| 71 | Arts, entertainment & recreation | (A) | (D) | (D) | 2 | 1 | 1 | - | - | - | - | - | - | - |
| 72 | Accommodation & food services | 202 | 347 | 1 362 | 14 | 5 | 3 | 2 | 3 | 1 | - | - | - | - |
| 722 | Food services & drinking places | 152 | 254 | 1 108 | 9 | 2 | 2 | 2 | 2 | 1 | - | - | - | - |
| 7222 | Limited-service eating places | 122 | 204 | 911 | 4 | - | - | 1 | 2 | 1 | - | - | - | - |
| 72221 | Limited-service eating places | 122 | 204 | 911 | 4 | - | - | 1 | 2 | 1 | - | - | - | - |
| 722211 | Limited-service restaurants | 122 | 204 | 911 | 4 | - | - | 1 | 2 | 1 | - | - | - | - |
| 81 | Other services (except public administration) | 106 | 284 | 1 282 | 28 | 17 | 9 | 2 | - | - | - | - | - | - |
| 99 | Unclassified establishments | (A) | (D) | (D) | 4 | 4 | - | - | - | - | - | - | - | - |

See footnotes at end of table.

Table 6. Counties—Employees, Payroll, and Establishments by Industry: 2000—Con.

[Excludes most government employees, railroad employees, and self-employed persons. Size class 1 to 4 includes establishments with payroll, but no employees, during mid-March pay period. (D) denotes figures withheld to avoid disclosing data for individual companies; the data are included in broader industry totals. Detailed industries with 100 or more employees are shown if industry was not a (D). For explanation of terms, abbreviations, and data reliability/comparability, see introductory text]

| NAICS code | Industry | Number of employees for week including March 12 | Payroll (\$1,000) | | Total number of establishments | Number of establishments by employment-size class | | | | | | | | | |
|--------------|--|---|-------------------|----------------|--------------------------------|---|------------|-----------|-----------|----------|------------|------------|------------|---------------|----------|
| | | | First quarter | Annual | | 1 to 4 | 5 to 9 | 10 to 19 | 20 to 49 | 50 to 99 | 100 to 249 | 250 to 499 | 500 to 999 | 1,000 or more | |
| | NESHOBA | | | | | | | | | | | | | | |
| | Total | 8 454 | 51 482 | 208 326 | 551 | 311 | 113 | 72 | 32 | 8 | 10 | 3 | 2 | | - |
| 11 | Forestry, fishing, hunting, and agriculture support | | | | | | | | | | | | | | |
| | Total | 216 | 1 379 | 6 110 | 38 | 24 | 7 | 5 | 2 | - | - | - | - | - | - |
| 113 | Forestry and logging | 172 | 888 | 3 804 | 35 | 23 | 6 | 5 | 1 | - | - | - | - | - | - |
| 1133 | Logging | 172 | 888 | 3 804 | 35 | 23 | 6 | 5 | 1 | - | - | - | - | - | - |
| 11331 | Logging | 172 | 888 | 3 804 | 35 | 23 | 6 | 5 | 1 | - | - | - | - | - | - |
| 113310 | Logging | 172 | 888 | 3 804 | 35 | 23 | 6 | 5 | 1 | - | - | - | - | - | - |
| 21 | Mining | (A) | (D) | (D) | 3 | 2 | - | 1 | - | - | - | - | - | - | - |
| 22 | Utilities | (B) | (D) | (D) | 3 | 1 | - | 2 | - | - | - | - | - | - | - |
| 23 | Construction | 1 099 | 14 673 | 58 227 | 39 | 28 | 3 | 4 | 2 | - | 1 | - | 1 | - | - |
| 233 | Building, developing & general contracting | (F) | (D) | (D) | 21 | 14 | 2 | 2 | 2 | - | - | - | 1 | - | - |
| 2333 | Nonresidential building construction | (F) | (D) | (D) | 3 | - | - | - | 2 | - | - | - | 1 | - | - |
| 23332 | Commercial & institutional bldg construction .. | (F) | (D) | (D) | 2 | - | - | - | 1 | - | - | - | 1 | - | - |
| 235 | Special trade contractors | (C) | (D) | (D) | 17 | 13 | 1 | 2 | - | - | 1 | - | - | - | - |
| 2351 | Plumbing, heating & AC contractor | (C) | (D) | (D) | 7 | 5 | - | 1 | - | - | 1 | - | - | - | - |
| 23511 | Plumbing, heating & AC contractor | (C) | (D) | (D) | 7 | 5 | - | 1 | - | - | 1 | - | - | - | - |
| 31-33 | Manufacturing | 2 725 | 15 331 | 61 207 | 32 | 11 | 6 | 4 | 1 | 1 | 7 | 1 | 1 | - | - |
| 315 | Apparel manufacturing | 1 008 | 3 747 | 17 425 | 3 | - | - | - | - | - | 2 | - | 1 | - | - |
| 3152 | Cut & sew apparel mfg | (F) | (D) | (D) | 2 | - | - | - | - | - | 1 | - | 1 | - | - |
| 31522 | Men's, boys' cut & sew apparel mfg | (F) | (D) | (D) | 1 | - | - | - | - | - | - | - | 1 | - | - |
| 31529 | Other cut & sew apparel mfg | (C) | (D) | (D) | 1 | - | - | - | - | - | 1 | - | - | - | - |
| 3159 | Apparel accessories & other apparel mfg | (C) | (D) | (D) | 1 | - | - | - | - | - | 1 | - | - | - | - |
| 31599 | Apparel accessories & other apparel mfg | (C) | (D) | (D) | 1 | - | - | - | - | - | 1 | - | - | - | - |
| 321 | Wood product mfg | 342 | 2 752 | 11 001 | 6 | - | 3 | 1 | - | 1 | 1 | - | - | - | - |
| 3211 | Sawmills & wood preservation | (E) | (D) | (D) | 4 | - | 2 | - | - | 1 | 1 | - | - | - | - |
| 32111 | Sawmills & wood preservation | (E) | (D) | (D) | 4 | - | 2 | - | - | 1 | 1 | - | - | - | - |
| 326 | Plastics & rubber products mfg | (C) | (D) | (D) | 2 | 1 | - | - | - | - | 1 | - | - | - | - |
| 3261 | Plastics product mfg | (C) | (D) | (D) | 2 | 1 | - | - | - | - | 1 | - | - | - | - |
| 32619 | Other plastics product mfg | (C) | (D) | (D) | 1 | - | - | - | - | - | 1 | - | - | - | - |
| 334 | Computer & electronic product mfg | (C) | (D) | (D) | 3 | 2 | - | - | - | - | 1 | - | - | - | - |
| 3343 | Audio & video equipment mfg | (C) | (D) | (D) | 1 | - | - | - | - | - | 1 | - | - | - | - |
| 33431 | Audio & video equipment mfg | (C) | (D) | (D) | 1 | - | - | - | - | - | 1 | - | - | - | - |
| 335 | Electrical equip, appliance & component mfg | (E) | (D) | (D) | 1 | - | - | - | - | - | - | - | 1 | - | - |
| 3353 | Electrical equipment mfg | (E) | (D) | (D) | 1 | - | - | - | - | - | - | - | 1 | - | - |
| 33531 | Electrical equipment mfg | (E) | (D) | (D) | 1 | - | - | - | - | - | - | - | 1 | - | - |
| 336 | Transportation equipment mfg | (E) | (D) | (D) | 3 | - | - | 1 | - | - | 2 | - | - | - | - |
| 3363 | Motor vehicle parts mfg | (E) | (D) | (D) | 2 | - | - | - | - | - | 2 | - | - | - | - |
| 33635 | MV transmission & power train parts mfg | (C) | (D) | (D) | 1 | - | - | - | - | - | 1 | - | - | - | - |
| 33639 | Other motor vehicle parts mfg | (C) | (D) | (D) | 1 | - | - | - | - | - | 1 | - | - | - | - |
| 42 | Wholesale trade | 211 | 1 136 | 4 970 | 26 | 13 | 5 | 6 | 2 | - | - | - | - | - | - |
| 421 | Wholesale trade, durable goods | 157 | 1 018 | 4 532 | 21 | 10 | 5 | 5 | 1 | - | - | - | - | - | - |
| 44-45 | Retail trade | 1 419 | 5 371 | 21 818 | 126 | 60 | 36 | 19 | 8 | 2 | 1 | - | 1 | - | - |
| 444 | Bldg material & garden equip & supp dealers | 137 | 640 | 2 680 | 14 | 4 | 4 | 5 | 1 | - | - | - | - | - | - |
| 445 | Food & beverage stores | 290 | 851 | 3 600 | 16 | 7 | 3 | - | 4 | 2 | - | - | - | - | - |
| 4451 | Grocery stores | (E) | (D) | (D) | 15 | 6 | 3 | - | 4 | 2 | - | - | - | - | - |
| 44511 | Grocery (except convenience) stores | 217 | 637 | 2 754 | 8 | 3 | 1 | - | 2 | 2 | - | - | - | - | - |
| 445110 | Grocery (except convenience) stores | 217 | 637 | 2 754 | 8 | 3 | 1 | - | 2 | 2 | - | - | - | - | - |
| 447 | Gasoline stations | 130 | 445 | 1 877 | 21 | 7 | 12 | 1 | 1 | - | - | - | - | - | - |
| 4471 | Gasoline stations | 130 | 445 | 1 877 | 21 | 7 | 12 | 1 | 1 | - | - | - | - | - | - |
| 452 | General merchandise stores | 524 | 2 021 | 7 472 | 10 | 3 | 3 | 3 | - | - | - | 1 | - | - | - |
| 4529 | Other general merchandise stores | (F) | (D) | (D) | 9 | 2 | 3 | 3 | - | - | - | 1 | - | - | - |
| 45291 | Warehouse clubs & superstores | (E) | (D) | (D) | 2 | - | 1 | - | - | - | - | 1 | - | - | - |
| 48-49 | Transportation & warehousing | 195 | 959 | 3 660 | 29 | 14 | 11 | 2 | 1 | 1 | - | - | - | - | - |
| 484 | Truck transportation | (C) | (D) | (D) | 28 | 13 | 11 | 2 | 1 | 1 | - | - | - | - | - |
| 4842 | Specialized freight trucking | 145 | 769 | 2 878 | 18 | 8 | 7 | 1 | 1 | 1 | - | - | - | - | - |
| 51 | Information | 84 | 629 | 2 448 | 9 | 3 | 2 | 3 | 1 | - | - | - | - | - | - |
| 52 | Finance & insurance | 258 | 1 445 | 6 046 | 44 | 30 | 9 | 3 | 1 | 1 | - | - | - | - | - |
| 522 | Credit intermediation & related activities | 240 | 1 332 | 5 586 | 33 | 20 | 8 | 3 | 1 | 1 | - | - | - | - | - |
| 5221 | Depository credit intermediation | (C) | (D) | (D) | 20 | 8 | 7 | 3 | 1 | 1 | - | - | - | - | - |
| 52211 | Commercial banking | 192 | 1 039 | 4 473 | 18 | 7 | 6 | 3 | 1 | 1 | - | - | - | - | - |
| 522110 | Commercial banking | 192 | 1 039 | 4 473 | 18 | 7 | 6 | 3 | 1 | 1 | - | - | - | - | - |
| 53 | Real estate & rental & leasing | (B) | (D) | (D) | 12 | 8 | 3 | - | 1 | - | - | - | - | - | - |
| 54 | Professional, scientific & technical services | 81 | 453 | 1 775 | 22 | 13 | 8 | 1 | - | - | - | - | - | - | - |
| 55 | Management of companies & enterprises .. | (A) | (D) | (D) | 1 | - | - | 1 | - | - | - | - | - | - | - |
| 56 | Admin, support, waste mgt, remediation services | (C) | (D) | (D) | 16 | 11 | 1 | 3 | - | 1 | - | - | - | - | - |
| 561 | Administrative & support services | (C) | (D) | (D) | 15 | 10 | 1 | 3 | - | 1 | - | - | - | - | - |
| 61 | Educational services | (B) | (D) | (D) | 2 | 1 | - | - | - | 1 | - | - | - | - | - |

See footnotes at end of table.

Table 6. Counties—Employees, Payroll, and Establishments by Industry: 2000—Con.

[Excludes most government employees, railroad employees, and self-employed persons. Size class 1 to 4 includes establishments with payroll, but no employees, during mid-March pay period. (D) denotes figures withheld to avoid disclosing data for individual companies; the data are included in broader industry totals. Detailed industries with 100 or more employees are shown if industry was not a (D). For explanation of terms, abbreviations, and data reliability/comparability, see introductory text]

| NAICS code | Industry | Number of employees for week including March 12 | Payroll (\$1,000) | | Total number of establishments | Number of establishments by employment-size class | | | | | | | | |
|---------------------|---|---|-------------------|---------------|--------------------------------|---|-----------|-----------|-----------|----------|------------|------------|------------|---------------|
| | | | First quarter | Annual | | 1 to 4 | 5 to 9 | 10 to 19 | 20 to 49 | 50 to 99 | 100 to 249 | 250 to 499 | 500 to 999 | 1,000 or more |
| NESHOBA—Con. | | | | | | | | | | | | | | |
| 62 | Health care and social assistance | 983 | 6 134 | 24 371 | 32 | 15 | 8 | 4 | 2 | — | 2 | 1 | — | — |
| 621 | Ambulatory health care services | 116 | 1 179 | 3 869 | 17 | 7 | 6 | 3 | 1 | — | — | — | — | — |
| 622 | Hospitals | 787 | 4 839 | 20 026 | 3 | — | — | — | — | — | 2 | 1 | — | — |
| 6221 | General medical & surgical hospitals | 787 | 4 839 | 20 026 | 3 | — | — | — | — | — | 2 | 1 | — | — |
| 62211 | General medical & surgical hospitals | 787 | 4 839 | 20 026 | 3 | — | — | — | — | — | 2 | 1 | — | — |
| 622110 | General medical & surgical hospitals | 787 | 4 839 | 20 026 | 3 | — | — | — | — | — | 2 | 1 | — | — |
| 71 | Arts, entertainment & recreation | 15 | 45 | 298 | 6 | 4 | 2 | — | — | — | — | — | — | — |
| 72 | Accommodation & food services | 480 | 910 | 3 621 | 32 | 14 | 1 | 7 | 9 | 1 | — | — | — | — |
| 722 | Food services & drinking places | 434 | 815 | 3 239 | 27 | 12 | 1 | 4 | 9 | 1 | — | — | — | — |
| 7222 | Limited-service eating places | 335 | 623 | 2 497 | 19 | 7 | 1 | 4 | 6 | 1 | — | — | — | — |
| 72221 | Limited-service eating places | 335 | 623 | 2 497 | 19 | 7 | 1 | 4 | 6 | 1 | — | — | — | — |
| 81 | Other services (except public administration) | 337 | 1 063 | 4 519 | 74 | 55 | 10 | 7 | 2 | — | — | — | — | — |
| 813 | Religious, grantmaking, civic, prof & like organizations | 177 | 439 | 1 848 | 39 | 28 | 7 | 3 | 1 | — | — | — | — | — |
| 8131 | Religious organizations | 140 | 338 | 1 378 | 33 | 24 | 7 | 1 | 1 | — | — | — | — | — |
| 81311 | Religious organizations | 140 | 338 | 1 378 | 33 | 24 | 7 | 1 | 1 | — | — | — | — | — |
| 813110 | Religious organizations | 140 | 338 | 1 378 | 33 | 24 | 7 | 1 | 1 | — | — | — | — | — |
| 95 | Auxiliaries (exc corporate, subsidiary & regional mgt) | (A) | (D) | (D) | 2 | 1 | 1 | — | — | — | — | — | — | — |
| 99 | Unclassified establishments | (A) | (D) | (D) | 3 | 3 | — | — | — | — | — | — | — | — |
| NEWTON | | | | | | | | | | | | | | |
| | Total | 4 716 | 23 679 | 96 740 | 374 | 237 | 69 | 34 | 22 | 5 | 5 | 1 | — | 1 |
| 11 | Forestry, fishing, hunting, and agriculture support | (B) | (D) | (D) | 10 | 4 | 5 | 1 | — | — | — | — | — | — |
| 21 | Mining | (A) | (D) | (D) | 1 | 1 | — | — | — | — | — | — | — | — |
| 22 | Utilities | 54 | 397 | 1 573 | 7 | 4 | 2 | — | 1 | — | — | — | — | — |
| 23 | Construction | 139 | 555 | 2 391 | 32 | 26 | 3 | 1 | 2 | — | — | — | — | — |
| 31-33 | Manufacturing | 2 143 | 13 592 | 53 926 | 17 | 6 | 2 | 2 | 2 | 1 | 2 | 1 | — | 1 |
| 315 | Apparel manufacturing | (C) | (D) | (D) | 1 | — | — | — | — | — | 1 | — | — | — |
| 3159 | Apparel accessories & other apparel mfg | (C) | (D) | (D) | 1 | — | — | — | — | — | 1 | — | — | — |
| 31599 | Apparel accessories & other apparel mfg | (C) | (D) | (D) | 1 | — | — | — | — | — | 1 | — | — | — |
| 331 | Primary metal mfg | (E) | (D) | (D) | 3 | 1 | — | 1 | — | — | — | 1 | — | — |
| 3315 | Foundries | (E) | (D) | (D) | 2 | 1 | — | — | — | — | — | 1 | — | — |
| 33151 | Ferrous metal foundries | (E) | (D) | (D) | 1 | — | — | — | — | — | — | 1 | — | — |
| 337 | Furniture & related product mfg | (G) | (D) | (D) | 1 | — | — | — | — | — | — | — | — | 1 |
| 3371 | HH & institutional furniture & kitchen cabinet mfg | (G) | (D) | (D) | 1 | — | — | — | — | — | — | — | — | 1 |
| 33712 | Household & institutional furniture mfg | (G) | (D) | (D) | 1 | — | — | — | — | — | — | — | — | 1 |
| 339 | Miscellaneous mfg | (C) | (D) | (D) | 1 | — | — | — | — | — | 1 | — | — | — |
| 3399 | Other miscellaneous mfg | (C) | (D) | (D) | 1 | — | — | — | — | — | 1 | — | — | — |
| 33993 | Doll, toy & game mfg | (C) | (D) | (D) | 1 | — | — | — | — | — | 1 | — | — | — |
| 42 | Wholesale trade | (B) | (D) | (D) | 11 | 7 | 3 | 1 | — | — | — | — | — | — |
| 44-45 | Retail trade | 822 | 2 730 | 11 645 | 92 | 53 | 17 | 12 | 7 | 2 | 1 | — | — | — |
| 445 | Food & beverage stores | 235 | 605 | 2 715 | 14 | 6 | 1 | 3 | 2 | 2 | — | — | — | — |
| 4451 | Grocery stores | (C) | (D) | (D) | 13 | 5 | 1 | 3 | 2 | 2 | — | — | — | — |
| 44511 | Grocery (except convenience) stores | 232 | 597 | 2 659 | 10 | 2 | 1 | 3 | 2 | 2 | — | — | — | — |
| 445110 | Grocery (except convenience) stores | 232 | 597 | 2 659 | 10 | 2 | 1 | 3 | 2 | 2 | — | — | — | — |
| 447 | Gasoline stations | 155 | 457 | 1 977 | 19 | 7 | 8 | 2 | 2 | — | — | — | — | — |
| 4471 | Gasoline stations | 155 | 457 | 1 977 | 19 | 7 | 8 | 2 | 2 | — | — | — | — | — |
| 452 | General merchandise stores | 148 | 399 | 1 710 | 6 | 2 | 2 | 1 | — | — | 1 | — | — | — |
| 4521 | Department stores | (C) | (D) | (D) | 1 | — | — | — | — | — | 1 | — | — | — |
| 45211 | Department stores | (C) | (D) | (D) | 1 | — | — | — | — | — | 1 | — | — | — |
| 48-49 | Transportation & warehousing | 132 | 558 | 2 266 | 32 | 24 | 3 | 4 | 1 | — | — | — | — | — |
| 51 | Information | 30 | 243 | 1 469 | 5 | 2 | 2 | 1 | — | — | — | — | — | — |
| 52 | Finance & insurance | 122 | 905 | 3 697 | 25 | 20 | 4 | — | 1 | — | — | — | — | — |
| 522 | Credit intermediation & related activities | 101 | 790 | 3 216 | 17 | 13 | 3 | — | 1 | — | — | — | — | — |
| 53 | Real estate & rental & leasing | 18 | 58 | 223 | 8 | 7 | 1 | — | — | — | — | — | — | — |
| 54 | Professional, scientific & technical services | 46 | 207 | 940 | 14 | 11 | 2 | 1 | — | — | — | — | — | — |
| 56 | Admin, support, waste mgt, remediation services | (B) | (D) | (D) | 10 | 7 | 1 | 2 | — | — | — | — | — | — |
| 61 | Educational services | (B) | (D) | (D) | 3 | 1 | 1 | — | 1 | — | — | — | — | — |

See footnotes at end of table.

Table 6. Counties—Employees, Payroll, and Establishments by Industry: 2000—Con.

[Excludes most government employees, railroad employees, and self-employed persons. Size class 1 to 4 includes establishments with payroll, but no employees, during mid-March pay period. (D) denotes figures withheld to avoid disclosing data for individual companies; the data are included in broader industry totals. Detailed industries with 100 or more employees are shown if industry was not a (D). For explanation of terms, abbreviations, and data reliability/comparability, see introductory text]

| NAICS code | Industry | Number of employees for week including March 12 | Payroll (\$1,000) | | Total number of establishments | Number of establishments by employment-size class | | | | | | | | |
|--------------------|---|---|-------------------|---------------|--------------------------------|---|-----------|-----------|-----------|----------|------------|------------|------------|---------------|
| | | | First quarter | Annual | | 1 to 4 | 5 to 9 | 10 to 19 | 20 to 49 | 50 to 99 | 100 to 249 | 250 to 499 | 500 to 999 | 1,000 or more |
| NEWTON—Con. | | | | | | | | | | | | | | |
| 62 | Health care and social assistance | 556 | 2 629 | 10 784 | 25 | 10 | 8 | 3 | — | 2 | 2 | — | — | — |
| 621 | Ambulatory health care services | 152 | 1 035 | 4 345 | 17 | 7 | 7 | 2 | — | 1 | — | — | — | — |
| 622 | Hospitals | (C) | (D) | (D) | 1 | — | — | — | — | — | 1 | — | — | — |
| 6221 | General medical & surgical hospitals | (C) | (D) | (D) | 1 | — | — | — | — | — | 1 | — | — | — |
| 62211 | General medical & surgical hospitals | (C) | (D) | (D) | 1 | — | — | — | — | — | 1 | — | — | — |
| 623 | Nursing & residential care facilities | (C) | (D) | (D) | 5 | 2 | — | 1 | — | 1 | 1 | — | — | — |
| 6231 | Nursing care facilities | (C) | (D) | (D) | 2 | — | — | — | — | 1 | 1 | — | — | — |
| 62311 | Nursing care facilities | (C) | (D) | (D) | 2 | — | — | — | — | 1 | 1 | — | — | — |
| 71 | Arts, entertainment & recreation | 8 | 11 | 62 | 4 | 4 | — | — | — | — | — | — | — | — |
| 72 | Accommodation & food services | 275 | 536 | 2 150 | 24 | 9 | 6 | 2 | 7 | — | — | — | — | — |
| 722 | Food services & drinking places | (E) | (D) | (D) | 22 | 9 | 4 | 2 | 7 | — | — | — | — | — |
| 7222 | Limited-service eating places | 152 | 278 | 1 088 | 8 | 1 | 2 | — | 5 | — | — | — | — | — |
| 72221 | Limited-service eating places | 152 | 278 | 1 088 | 8 | 1 | 2 | — | 5 | — | — | — | — | — |
| 81 | Other services (except public administration) | 172 | 408 | 1 714 | 50 | 39 | 7 | 4 | — | — | — | — | — | — |
| 813 | Religious, grantmaking, civic, prof & like organizations | 119 | 241 | 1 004 | 30 | 22 | 5 | 3 | — | — | — | — | — | — |
| 8131 | Religious organizations | 105 | 202 | 850 | 23 | 15 | 5 | 3 | — | — | — | — | — | — |
| 81311 | Religious organizations | 105 | 202 | 850 | 23 | 15 | 5 | 3 | — | — | — | — | — | — |
| 813110 | Religious organizations | 105 | 202 | 850 | 23 | 15 | 5 | 3 | — | — | — | — | — | — |
| 95 | Auxiliaries (exc corporate, subsidiary & regional mgt) | (A) | (D) | (D) | 1 | — | 1 | — | — | — | — | — | — | — |
| 99 | Unclassified establishments | 5 | 10 | 52 | 3 | 2 | 1 | — | — | — | — | — | — | — |
| NOXUBEE | | | | | | | | | | | | | | |
| | Total | 2 443 | 11 590 | 48 479 | 226 | 125 | 48 | 28 | 16 | 5 | 4 | — | — | — |
| 11 | Forestry, fishing, hunting, and agriculture support | (B) | (D) | (D) | 10 | 4 | 5 | 1 | — | — | — | — | — | — |
| 22 | Utilities | (B) | (D) | (D) | 5 | 3 | 1 | 1 | — | — | — | — | — | — |
| 23 | Construction | 120 | 558 | 2 428 | 19 | 13 | 4 | — | 2 | — | — | — | — | — |
| 31-33 | Manufacturing | 1 107 | 6 029 | 24 940 | 20 | 3 | 2 | 3 | 4 | 5 | 3 | — | — | — |
| 311 | Food mfg | (C) | (D) | (D) | 3 | — | 1 | — | 1 | — | 1 | — | — | — |
| 3117 | Seafood product preparation & packaging | (C) | (D) | (D) | 1 | — | — | — | — | — | 1 | — | — | — |
| 31171 | Seafood product preparation & packaging | (C) | (D) | (D) | 1 | — | — | — | — | — | 1 | — | — | — |
| 315 | Apparel manufacturing | (C) | (D) | (D) | 2 | — | — | — | 1 | — | 1 | — | — | — |
| 3152 | Cut & sew apparel mfg | (C) | (D) | (D) | 2 | — | — | — | 1 | — | 1 | — | — | — |
| 31522 | Men's, boys' cut & sew apparel mfg | (C) | (D) | (D) | 1 | — | — | — | — | — | 1 | — | — | — |
| 321 | Wood product mfg | 337 | 2 221 | 9 826 | 6 | — | — | 1 | 2 | 3 | — | — | — | — |
| 3211 | Sawmills & wood preservation | (E) | (D) | (D) | 4 | — | — | — | 2 | 2 | — | — | — | — |
| 32111 | Sawmills & wood preservation | (E) | (D) | (D) | 4 | — | — | — | 2 | 2 | — | — | — | — |
| 321113 | Sawmills | 233 | 1 613 | 6 939 | 3 | — | — | — | 1 | 2 | — | — | — | — |
| 326 | Plastics & rubber products mfg | (C) | (D) | (D) | 2 | 1 | — | — | — | — | 1 | — | — | — |
| 3261 | Plastics product mfg | (C) | (D) | (D) | 1 | — | — | — | — | — | 1 | — | — | — |
| 32619 | Other plastics product mfg | (C) | (D) | (D) | 1 | — | — | — | — | — | 1 | — | — | — |
| 42 | Wholesale trade | 45 | 213 | 834 | 11 | 6 | 4 | 1 | — | — | — | — | — | — |
| 44-45 | Retail trade | 370 | 1 134 | 4 755 | 53 | 29 | 12 | 7 | 5 | — | — | — | — | — |
| 445 | Food & beverage stores | 123 | 318 | 1 296 | 10 | 5 | 2 | — | 3 | — | — | — | — | — |
| 4451 | Grocery stores | (C) | (D) | (D) | 8 | 3 | 2 | — | 3 | — | — | — | — | — |
| 44511 | Grocery (except convenience) stores | 121 | 314 | 1 263 | 7 | 2 | 2 | — | 3 | — | — | — | — | — |
| 445110 | Grocery (except convenience) stores | 121 | 314 | 1 263 | 7 | 2 | 2 | — | 3 | — | — | — | — | — |
| 48-49 | Transportation & warehousing | 118 | 674 | 2 979 | 21 | 12 | 5 | 2 | 2 | — | — | — | — | — |
| 484 | Truck transportation | 118 | 674 | 2 979 | 21 | 12 | 5 | 2 | 2 | — | — | — | — | — |
| 51 | Information | 19 | 87 | 343 | 4 | 2 | 2 | — | — | — | — | — | — | — |
| 52 | Finance & insurance | 89 | 528 | 2 397 | 11 | 7 | 2 | 1 | 1 | — | — | — | — | — |
| 53 | Real estate & rental & leasing | (A) | (D) | (D) | 3 | 3 | — | — | — | — | — | — | — | — |
| 54 | Professional, scientific & technical services | (A) | (D) | (D) | 7 | 7 | — | — | — | — | — | — | — | — |
| 56 | Admin, support, waste mgt, remediation services | 43 | 60 | 236 | 7 | 4 | 1 | 2 | — | — | — | — | — | — |
| 61 | Educational services | 45 | 149 | 587 | 4 | 1 | 2 | — | 1 | — | — | — | — | — |
| 62 | Health care and social assistance | 214 | 1 233 | 4 941 | 15 | 8 | 2 | 4 | — | — | 1 | — | — | — |
| 622 | Hospitals | (C) | (D) | (D) | 1 | — | — | — | — | — | 1 | — | — | — |
| 6221 | General medical & surgical hospitals | (C) | (D) | (D) | 1 | — | — | — | — | — | 1 | — | — | — |
| 62211 | General medical & surgical hospitals | (C) | (D) | (D) | 1 | — | — | — | — | — | 1 | — | — | — |
| 71 | Arts, entertainment & recreation | (A) | (D) | (D) | 2 | 2 | — | — | — | — | — | — | — | — |
| 72 | Accommodation & food services | 110 | 300 | 1 240 | 9 | 2 | 1 | 5 | 1 | — | — | — | — | — |
| 81 | Other services (except public administration) | 77 | 191 | 884 | 22 | 16 | 5 | 1 | — | — | — | — | — | — |
| 99 | Unclassified establishments | 2 | 2 | 23 | 3 | 3 | — | — | — | — | — | — | — | — |

See footnotes at end of table.

Table 6. Counties—Employees, Payroll, and Establishments by Industry: 2000—Con.

[Excludes most government employees, railroad employees, and self-employed persons. Size class 1 to 4 includes establishments with payroll, but no employees, during mid-March pay period. (D) denotes figures withheld to avoid disclosing data for individual companies; the data are included in broader industry totals. Detailed industries with 100 or more employees are shown if industry was not a (D). For explanation of terms, abbreviations, and data reliability/comparability, see introductory text]

| NAICS code | Industry | Number of employees for week including March 12 | Payroll (\$1,000) | | Total number of establishments | Number of establishments by employment-size class | | | | | | | | | | | |
|------------------|--|---|-------------------|----------------|--------------------------------|---|------------|------------|-----------|-----------|------------|------------|------------|---------------|--|--|--|
| | | | First quarter | Annual | | 1 to 4 | 5 to 9 | 10 to 19 | 20 to 49 | 50 to 99 | 100 to 249 | 250 to 499 | 500 to 999 | 1,000 or more | | | |
| OKTIBBEHA | | | | | | | | | | | | | | | | | |
| | Total | 10 666 | 48 676 | 197 025 | 813 | 405 | 193 | 107 | 71 | 18 | 13 | 6 | - | - | | | |
| 11 | Forestry, fishing, hunting, and agriculture support | (B) | (D) | (D) | 9 | 4 | 4 | 1 | - | - | - | - | - | - | | | |
| 22 | Utilities | (B) | (D) | (D) | 2 | - | - | 2 | - | - | - | - | - | - | | | |
| 23 | Construction | 393 | 1 694 | 6 786 | 73 | 45 | 18 | 7 | 3 | - | - | - | - | - | | | |
| 235 | Special trade contractors | 291 | 1 247 | 5 161 | 50 | 30 | 14 | 3 | 3 | - | - | - | - | - | | | |
| 31-33 | Manufacturing | 2 429 | 16 466 | 63 220 | 31 | 3 | 5 | 5 | 6 | 4 | 4 | 4 | - | - | | | |
| 312 | Beverage & tobacco product mfg | (C) | (D) | (D) | 1 | - | - | - | - | - | 1 | - | - | - | | | |
| 3121 | Beverage mfg | (C) | (D) | (D) | 1 | - | - | - | - | - | 1 | - | - | - | | | |
| 31211 | Soft drink & ice mfg | (C) | (D) | (D) | 1 | - | - | - | - | - | 1 | - | - | - | | | |
| 313 | Textile mills | (C) | (D) | (D) | 2 | - | - | - | 1 | - | 1 | - | - | - | | | |
| 3132 | Fabric mills | (C) | (D) | (D) | 1 | - | - | - | - | - | 1 | - | - | - | | | |
| 31321 | Broadwoven fabric mills | (C) | (D) | (D) | 1 | - | - | - | - | - | 1 | - | - | - | | | |
| 315 | Apparel manufacturing | (E) | (D) | (D) | 1 | - | - | - | - | - | - | - | 1 | - | | | |
| 3152 | Cut & sew apparel mfg | (E) | (D) | (D) | 1 | - | - | - | - | - | - | - | 1 | - | | | |
| 31529 | Other cut & sew apparel mfg | (E) | (D) | (D) | 1 | - | - | - | - | - | - | - | 1 | - | | | |
| 326 | Plastics & rubber products mfg | (C) | (D) | (D) | 3 | - | - | 1 | - | 2 | - | - | - | - | | | |
| 332 | Fabricated metal product mfg | (E) | (D) | (D) | 2 | - | - | - | 1 | - | - | 1 | - | - | | | |
| 3323 | Architectural & structural metals mfg | (E) | (D) | (D) | 1 | - | - | - | - | - | - | - | 1 | - | | | |
| 33231 | Plate work & fabricated structural prod mfg ... | (E) | (D) | (D) | 1 | - | - | - | - | - | - | - | 1 | - | | | |
| 334 | Computer & electronic product mfg | (C) | (D) | (D) | 3 | - | - | 1 | 1 | - | 1 | - | - | - | | | |
| 3344 | Semiconductor & oth electronic component mfg | (C) | (D) | (D) | 1 | - | - | - | - | - | 1 | - | - | - | | | |
| 33441 | Semiconductor & oth electronic component mfg | (C) | (D) | (D) | 1 | - | - | - | - | - | 1 | - | - | - | | | |
| 335 | Electrical equip, appliance & component mfg | (E) | (D) | (D) | 2 | - | - | - | - | - | 1 | 1 | - | - | | | |
| 3353 | Electrical equipment mfg | (C) | (D) | (D) | 1 | - | - | - | - | - | 1 | - | - | - | | | |
| 33531 | Electrical equipment mfg | (C) | (D) | (D) | 1 | - | - | - | - | - | 1 | - | - | - | | | |
| 3359 | Other electrical equipment & component mfg ... | (E) | (D) | (D) | 1 | - | - | - | - | - | - | - | 1 | - | | | |
| 33592 | Communication & energy wire & cable mfg ... | (E) | (D) | (D) | 1 | - | - | - | - | - | - | - | 1 | - | | | |
| 337 | Furniture & related product mfg | (E) | (D) | (D) | 3 | - | 1 | - | - | 1 | - | 1 | - | - | | | |
| 3371 | HH & institutional furniture & kitchen cabinet mfg | (E) | (D) | (D) | 2 | - | 1 | - | - | - | - | 1 | - | - | | | |
| 33712 | Household & institutional furniture mfg | (E) | (D) | (D) | 1 | - | - | - | - | - | - | 1 | - | - | | | |
| 339 | Miscellaneous mfg | (C) | (D) | (D) | 3 | - | 2 | - | - | 1 | - | - | - | - | | | |
| 3399 | Other miscellaneous mfg | (C) | (D) | (D) | 3 | - | 2 | - | - | 1 | - | - | - | - | | | |
| 33999 | All other misc mfg | (C) | (D) | (D) | 2 | - | 1 | - | - | 1 | - | - | - | - | | | |
| 42 | Wholesale trade | 76 | 378 | 1 570 | 15 | 9 | 3 | 3 | - | - | - | - | - | - | | | |
| 44-45 | Retail trade | 2 086 | 7 520 | 30 522 | 172 | 64 | 55 | 33 | 15 | 2 | 2 | 1 | - | - | | | |
| 441 | Motor vehicle & parts dealers | 202 | 1 276 | 5 340 | 17 | 5 | 5 | 4 | 2 | 1 | - | - | - | - | | | |
| 4411 | Automobile dealers | 121 | 865 | 3 454 | 6 | 2 | - | 1 | 2 | 1 | - | - | - | - | | | |
| 44111 | New car dealers | 102 | 773 | 3 077 | 3 | - | - | - | 2 | 1 | - | - | - | - | | | |
| 441110 | New car dealers | 102 | 773 | 3 077 | 3 | - | - | - | 2 | 1 | - | - | - | - | | | |
| 442 | Furniture & home furnishing stores | 134 | 673 | 2 756 | 13 | 5 | 4 | 2 | 2 | - | - | - | - | - | | | |
| 4421 | Furniture stores | 121 | 633 | 2 595 | 10 | 3 | 3 | 2 | 2 | - | - | - | - | - | | | |
| 44211 | Furniture stores | 121 | 633 | 2 595 | 10 | 3 | 3 | 2 | 2 | - | - | - | - | - | | | |
| 442110 | Furniture stores | 121 | 633 | 2 595 | 10 | 3 | 3 | 2 | 2 | - | - | - | - | - | | | |
| 444 | Bldg material & garden equip & supp dealers | 177 | 836 | 3 450 | 18 | 6 | 7 | 2 | 3 | - | - | - | - | - | | | |
| 4441 | Building material & supplies dealers | 126 | 600 | 2 395 | 13 | 3 | 7 | 1 | 2 | - | - | - | - | - | | | |
| 445 | Food & beverage stores | 531 | 1 416 | 5 656 | 21 | 6 | 6 | 5 | 1 | 1 | 2 | - | - | - | | | |
| 4451 | Grocery stores | 499 | 1 349 | 5 366 | 14 | 2 | 4 | 4 | 1 | 1 | 2 | - | - | - | | | |
| 44511 | Grocery (except convenience) stores | 411 | 1 181 | 4 697 | 6 | 1 | 1 | 1 | - | 1 | 2 | - | - | - | | | |
| 445110 | Grocery (except convenience) stores | 411 | 1 181 | 4 697 | 6 | 1 | 1 | 1 | - | 1 | 2 | - | - | - | | | |
| 447 | Gasoline stations | 137 | 411 | 1 647 | 17 | 4 | 8 | 3 | 2 | - | - | - | - | - | | | |
| 4471 | Gasoline stations | 137 | 411 | 1 647 | 17 | 4 | 8 | 3 | 2 | - | - | - | - | - | | | |
| 448 | Clothing & clothing accessories stores | 210 | 486 | 2 074 | 26 | 11 | 9 | 4 | 2 | - | - | - | - | - | | | |
| 4481 | Clothing stores | 168 | 349 | 1 476 | 17 | 7 | 4 | 4 | 2 | - | - | - | - | - | | | |
| 451 | Sporting goods, hobby, book & music stores | 124 | 281 | 1 304 | 10 | 3 | 2 | 3 | 2 | - | - | - | - | - | | | |
| 4512 | Book, periodical & music stores | (C) | (D) | (D) | 7 | 1 | 2 | 2 | 2 | - | - | - | - | - | | | |
| 452 | General merchandise stores | 375 | 1 371 | 5 171 | 10 | 1 | 3 | 5 | - | - | - | 1 | - | - | | | |
| 4521 | Department stores | (E) | (D) | (D) | 1 | - | - | - | - | - | - | 1 | - | - | | | |
| 45211 | Department stores | (E) | (D) | (D) | 1 | - | - | - | - | - | - | 1 | - | - | | | |
| 48-49 | Transportation & warehousing | 65 | 293 | 1 249 | 14 | 10 | 2 | 2 | - | - | - | - | - | - | | | |
| 51 | Information | 175 | 1 033 | 4 031 | 13 | 1 | 6 | 2 | 4 | - | - | - | - | - | | | |
| 513 | Broadcasting & telecommunications | 105 | 738 | 2 940 | 8 | 1 | 3 | 1 | 3 | - | - | - | - | - | | | |
| 52 | Finance & insurance | 386 | 2 801 | 11 238 | 53 | 36 | 10 | 2 | 3 | 1 | 1 | - | - | - | | | |
| 522 | Credit intermediation & related activities | 344 | 2 492 | 10 076 | 36 | 22 | 7 | 2 | 3 | 1 | 1 | - | - | - | | | |
| 5221 | Depository credit intermediation | 279 | 2 097 | 8 412 | 16 | 7 | 2 | 2 | 3 | 1 | 1 | - | - | - | | | |
| 52211 | Commercial banking | 279 | 2 097 | 8 412 | 16 | 7 | 2 | 2 | 3 | 1 | 1 | - | - | - | | | |
| 522110 | Commercial banking | 279 | 2 097 | 8 412 | 16 | 7 | 2 | 2 | 3 | 1 | 1 | - | - | - | | | |
| 53 | Real estate & rental & leasing | 171 | 627 | 2 760 | 54 | 41 | 10 | 3 | - | - | - | - | - | - | | | |
| 531 | Real estate | 137 | 520 | 2 238 | 43 | 33 | 8 | 2 | - | - | - | - | - | - | | | |

See footnotes at end of table.

Table 6. Counties—Employees, Payroll, and Establishments by Industry: 2000—Con.

[Excludes most government employees, railroad employees, and self-employed persons. Size class 1 to 4 includes establishments with payroll, but no employees, during mid-March pay period. (D) denotes figures withheld to avoid disclosing data for individual companies; the data are included in broader industry totals. Detailed industries with 100 or more employees are shown if industry was not a (D). For explanation of terms, abbreviations, and data reliability/comparability, see introductory text]

| NAICS code | Industry | Number of employees for week including March 12 | Payroll (\$1,000) | | Total number of establishments | Number of establishments by employment-size class | | | | | | | | |
|-----------------------|---|---|-------------------|----------------|--------------------------------|---|------------|-----------|-----------|-----------|------------|------------|------------|---------------|
| | | | First quarter | Annual | | 1 to 4 | 5 to 9 | 10 to 19 | 20 to 49 | 50 to 99 | 100 to 249 | 250 to 499 | 500 to 999 | 1,000 or more |
| OKTIBBEHA—Con. | | | | | | | | | | | | | | |
| 54 | Professional, scientific & technical services | 312 | 1 724 | 7 702 | 65 | 46 | 7 | 11 | 1 | — | — | — | — | — |
| 541 | Professional, scientific & technical services | 312 | 1 724 | 7 702 | 65 | 46 | 7 | 11 | 1 | — | — | — | — | — |
| 55 | Management of companies & enterprises | 183 | 2 376 | 9 537 | 3 | — | 1 | 1 | — | — | 1 | — | — | — |
| 551 | Management of companies & enterprises | 183 | 2 376 | 9 537 | 3 | — | 1 | 1 | — | — | 1 | — | — | — |
| 5511 | Management of companies & enterprises | 183 | 2 376 | 9 537 | 3 | — | 1 | 1 | — | — | 1 | — | — | — |
| 55111 | Management of companies & enterprises | 183 | 2 376 | 9 537 | 3 | — | 1 | 1 | — | — | 1 | — | — | — |
| 551114 | Corp, subsidiary & regional managing offices | 183 | 2 376 | 9 537 | 3 | — | 1 | 1 | — | — | 1 | — | — | — |
| 56 | Admin, support, waste mgt, remediation services | 427 | 1 115 | 4 903 | 25 | 11 | 5 | 6 | 1 | — | 2 | — | — | — |
| 561 | Administrative & support services | 427 | 1 115 | 4 903 | 25 | 11 | 5 | 6 | 1 | — | 2 | — | — | — |
| 5613 | Employment services | (C) | (D) | (D) | 2 | 1 | — | — | — | — | 1 | — | — | — |
| 56132 | Temporary help services | (C) | (D) | (D) | 2 | 1 | — | — | — | — | 1 | — | — | — |
| 5616 | Investigation & security services | (C) | (D) | (D) | 1 | — | — | — | — | — | 1 | — | — | — |
| 56161 | Investigation, guard & armored car services | (C) | (D) | (D) | 1 | — | — | — | — | — | 1 | — | — | — |
| 5617 | Services to buildings & dwellings | 138 | 329 | 1 599 | 16 | 6 | 5 | 4 | 1 | — | — | — | — | — |
| 61 | Educational services | 109 | 434 | 1 783 | 7 | 4 | 2 | — | — | 1 | — | — | — | — |
| 611 | Educational services | 109 | 434 | 1 783 | 7 | 4 | 2 | — | — | 1 | — | — | — | — |
| 62 | Health care and social assistance | 1 271 | 6 664 | 28 854 | 67 | 30 | 16 | 10 | 7 | 1 | 2 | 1 | — | — |
| 621 | Ambulatory health care services | 332 | 2 485 | 10 776 | 40 | 16 | 12 | 8 | 4 | — | — | — | — | — |
| 6211 | Offices of physicians | 183 | 1 715 | 7 353 | 19 | 8 | 4 | 4 | 3 | — | — | — | — | — |
| 62111 | Offices of physicians | 183 | 1 715 | 7 353 | 19 | 8 | 4 | 4 | 3 | — | — | — | — | — |
| 621111 | Offices of physicians (exc mental health) | 183 | 1 715 | 7 353 | 19 | 8 | 4 | 4 | 3 | — | — | — | — | — |
| 622 | Hospitals | (E) | (D) | (D) | 1 | — | — | — | — | — | — | 1 | — | — |
| 6221 | General medical & surgical hospitals | (E) | (D) | (D) | 1 | — | — | — | — | — | — | 1 | — | — |
| 62211 | General medical & surgical hospitals | (E) | (D) | (D) | 1 | — | — | — | — | — | — | 1 | — | — |
| 623 | Nursing & residential care facilities | 268 | 955 | 4 271 | 8 | 3 | 1 | 2 | — | — | 2 | — | — | — |
| 6231 | Nursing care facilities | (C) | (D) | (D) | 3 | 1 | 1 | — | — | — | 1 | — | — | — |
| 62311 | Nursing care facilities | (C) | (D) | (D) | 3 | 1 | 1 | — | — | — | 1 | — | — | — |
| 6233 | Community care facilities for the elderly | (C) | (D) | (D) | 5 | 2 | — | 2 | — | — | 1 | — | — | — |
| 62331 | Community care facilities for the elderly | (C) | (D) | (D) | 5 | 2 | — | 2 | — | — | 1 | — | — | — |
| 624 | Social assistance | (C) | (D) | (D) | 18 | 11 | 3 | — | 3 | 1 | — | — | — | — |
| 71 | Arts, entertainment & recreation | 83 | 154 | 815 | 10 | 3 | 2 | 5 | — | — | — | — | — | — |
| 72 | Accommodation & food services | 1 793 | 3 210 | 12 984 | 85 | 25 | 17 | 8 | 26 | 9 | — | — | — | — |
| 721 | Accommodation | 209 | 486 | 2 001 | 23 | 10 | 9 | 2 | 1 | 1 | — | — | — | — |
| 7211 | Traveler accommodation | 154 | 322 | 1 473 | 8 | 1 | 3 | 2 | 1 | 1 | — | — | — | — |
| 72111 | Hotels (exc casino hotels) & motels | (C) | (D) | (D) | 7 | 1 | 2 | 1 | 1 | 1 | — | — | — | — |
| 722 | Food services & drinking places | 1 584 | 2 724 | 10 983 | 62 | 15 | 8 | 6 | 25 | 8 | — | — | — | — |
| 7221 | Full-service restaurants | 688 | 1 087 | 4 548 | 24 | 7 | 2 | 3 | 6 | 6 | — | — | — | — |
| 72211 | Full-service restaurants | 688 | 1 087 | 4 548 | 24 | 7 | 2 | 3 | 6 | 6 | — | — | — | — |
| 722110 | Full-service restaurants | 688 | 1 087 | 4 548 | 24 | 7 | 2 | 3 | 6 | 6 | — | — | — | — |
| 7222 | Limited-service eating places | 832 | 1 500 | 5 847 | 32 | 6 | 4 | 3 | 17 | 2 | — | — | — | — |
| 72221 | Limited-service eating places | 832 | 1 500 | 5 847 | 32 | 6 | 4 | 3 | 17 | 2 | — | — | — | — |
| 722211 | Limited-service restaurants | 814 | 1 461 | 5 643 | 28 | 4 | 2 | 3 | 17 | 2 | — | — | — | — |
| 81 | Other services (except public administration) | 601 | 1 614 | 6 884 | 105 | 65 | 29 | 6 | 4 | — | 1 | — | — | — |
| 811 | Repair & maintenance | 125 | 505 | 1 757 | 32 | 24 | 5 | 2 | 1 | — | — | — | — | — |
| 8111 | Automotive repair & maintenance | 108 | 393 | 1 389 | 26 | 19 | 4 | 2 | 1 | — | — | — | — | — |
| 812 | Personal & laundry services | 141 | 313 | 1 702 | 26 | 14 | 9 | 2 | 1 | — | — | — | — | — |
| 813 | Religious, grantmaking, civic, prof & like organizations | 335 | 796 | 3 425 | 47 | 27 | 15 | 2 | 2 | — | 1 | — | — | — |
| 8131 | Religious organizations | 250 | 521 | 2 367 | 33 | 18 | 12 | 1 | 1 | — | 1 | — | — | — |
| 81311 | Religious organizations | 250 | 521 | 2 367 | 33 | 18 | 12 | 1 | 1 | — | 1 | — | — | — |
| 813110 | Religious organizations | 250 | 521 | 2 367 | 33 | 18 | 12 | 1 | 1 | — | 1 | — | — | — |
| 95 | Auxiliaries (exc corporate, subsidiary & regional mgt) | (A) | (D) | (D) | 1 | — | 1 | — | — | — | — | — | — | — |
| 99 | Unclassified establishments | (B) | (D) | (D) | 9 | 8 | — | — | 1 | — | — | — | — | — |
| PANOLA | | | | | | | | | | | | | | |
| | Total | 9 210 | 47 159 | 192 965 | 645 | 343 | 140 | 79 | 50 | 14 | 13 | 5 | 1 | — |
| 11 | Forestry, fishing, hunting, and agriculture support | (A) | (D) | (D) | 3 | 2 | 1 | — | — | — | — | — | — | — |
| 21 | Mining | (B) | (D) | (D) | 2 | — | — | 1 | 1 | — | — | — | — | — |
| 22 | Utilities | 148 | 1 337 | 5 689 | 13 | 11 | — | — | 1 | — | 1 | — | — | — |
| 221 | Utilities | 148 | 1 337 | 5 689 | 13 | 11 | — | — | 1 | — | 1 | — | — | — |
| 2211 | Elec pwr generation, transmsn & distribution | (C) | (D) | (D) | 2 | — | — | — | 1 | — | 1 | — | — | — |
| 22112 | Electric pwr transmsn, control & distribution | (C) | (D) | (D) | 2 | — | — | — | 1 | — | 1 | — | — | — |

See footnotes at end of table.

Table 6. Counties—Employees, Payroll, and Establishments by Industry: 2000—Con.

[Excludes most government employees, railroad employees, and self-employed persons. Size class 1 to 4 includes establishments with payroll, but no employees, during mid-March pay period. (D) denotes figures withheld to avoid disclosing data for individual companies; the data are included in broader industry totals. Detailed industries with 100 or more employees are shown if industry was not a (D). For explanation of terms, abbreviations, and data reliability/comparability, see introductory text]

| NAICS code | Industry | Number of employees for week including March 12 | Payroll (\$1,000) | | Total number of establishments | Number of establishments by employment-size class | | | | | | | | | |
|--------------|--|---|-------------------|---------------|--------------------------------|---|-----------|-----------|-----------|----------|------------|------------|------------|---------------|---|
| | | | First quarter | Annual | | 1 to 4 | 5 to 9 | 10 to 19 | 20 to 49 | 50 to 99 | 100 to 249 | 250 to 499 | 500 to 999 | 1,000 or more | |
| | PANOLA—Con. | | | | | | | | | | | | | | |
| 23 | Construction | 538 | 2 724 | 11 615 | 59 | 31 | 13 | 8 | 5 | 2 | - | - | - | - | - |
| 233 | Building, developing & general contracting | 156 | 1 063 | 3 905 | 17 | 10 | 2 | 2 | 2 | 1 | - | - | - | - | - |
| 235 | Special trade contractors | 337 | 1 473 | 6 715 | 38 | 20 | 10 | 5 | 2 | 1 | - | - | - | - | - |
| 2351 | Plumbing, heating & AC contractor | 174 | 736 | 3 353 | 11 | 7 | 1 | 1 | 1 | 1 | - | - | - | - | - |
| 23511 | Plumbing, heating & AC contractor | 174 | 736 | 3 353 | 11 | 7 | 1 | 1 | 1 | 1 | - | - | - | - | - |
| 235110 | Plumbing, heating & AC contractor | 174 | 736 | 3 353 | 11 | 7 | 1 | 1 | 1 | 1 | - | - | - | - | - |
| 31-33 | Manufacturing | 2 396 | 15 561 | 59 547 | 37 | 9 | 5 | 8 | 6 | 2 | 4 | 2 | 1 | - | - |
| 314 | Textile product mills | (F) | (D) | (D) | 1 | - | - | - | - | - | - | - | 1 | - | - |
| 3141 | Textile furnishings mills | (F) | (D) | (D) | 1 | - | - | - | - | - | - | - | 1 | - | - |
| 31412 | Curtain & linen mills | (F) | (D) | (D) | 1 | - | - | - | - | - | - | - | 1 | - | - |
| 326 | Plastics & rubber products mfg | 293 | 1 622 | 6 207 | 5 | - | 1 | 1 | 1 | 1 | 1 | - | - | - | - |
| 3262 | Rubber product mfg | (C) | (D) | (D) | 3 | - | 1 | - | 1 | - | 1 | - | - | - | - |
| 32622 | Rubber & plastics hoses & belting mfg | (C) | (D) | (D) | 1 | - | - | - | - | - | 1 | - | - | - | - |
| 332 | Fabricated metal product mfg | 373 | 2 767 | 12 436 | 5 | 1 | - | 1 | 1 | 1 | 1 | - | - | - | - |
| 3324 | Boiler, tank & shipping container mfg | (C) | (D) | (D) | 2 | 1 | - | - | - | - | 1 | - | - | - | - |
| 33243 | Light gauge metal container mfg | (C) | (D) | (D) | 1 | - | - | - | - | - | 1 | - | - | - | - |
| 333 | Machinery mfg | 171 | 894 | 3 455 | 4 | 1 | 1 | 1 | - | - | 1 | - | - | - | - |
| 3334 | HVAC & commercial refrigeration equipment mfg | (C) | (D) | (D) | 1 | - | - | - | - | - | 1 | - | - | - | - |
| 33341 | HVAC & commercial refrigeration equipment mfg | (C) | (D) | (D) | 1 | - | - | - | - | - | 1 | - | - | - | - |
| 336 | Transportation equipment mfg | (E) | (D) | (D) | 3 | 1 | - | - | 1 | - | - | - | 1 | - | - |
| 3363 | Motor vehicle parts mfg | (E) | (D) | (D) | 2 | 1 | - | - | - | - | - | - | 1 | - | - |
| 33639 | Other motor vehicle parts mfg | (E) | (D) | (D) | 1 | - | - | - | - | - | - | - | 1 | - | - |
| 337 | Furniture & related product mfg | 171 | 1 121 | 4 580 | 3 | - | - | 1 | 1 | - | 1 | - | - | - | - |
| 3379 | Other furniture related product mfg | (C) | (D) | (D) | 1 | - | - | - | - | - | 1 | - | - | - | - |
| 33791 | Mattress mfg | (C) | (D) | (D) | 1 | - | - | - | - | - | 1 | - | - | - | - |
| 339 | Miscellaneous mfg | 381 | 2 758 | 10 746 | 3 | - | - | 1 | 1 | - | - | - | 1 | - | - |
| 3399 | Other miscellaneous mfg | 381 | 2 758 | 10 746 | 3 | - | - | 1 | 1 | - | - | - | 1 | - | - |
| 33999 | All other misc mfg | (E) | (D) | (D) | 1 | - | - | - | - | - | - | - | 1 | - | - |
| 42 | Wholesale trade | 787 | 4 208 | 19 245 | 36 | 18 | 8 | 4 | 3 | 1 | 1 | 1 | - | - | - |
| 421 | Wholesale trade, durable goods | 215 | 1 631 | 7 544 | 15 | 9 | 4 | - | 1 | - | 1 | - | - | - | - |
| 4211 | Motor vehicle, motor vehicle pt & supply whsle | (C) | (D) | (D) | 4 | 2 | 1 | - | - | - | 1 | - | - | - | - |
| 42113 | Tire & tube whsle | (C) | (D) | (D) | 1 | - | - | - | - | - | 1 | - | - | - | - |
| 422 | Wholesale trade, nondurable goods | 572 | 2 577 | 11 701 | 21 | 9 | 4 | 4 | 2 | 1 | - | 1 | - | - | - |
| 4224 | Grocery & related product whsle | 119 | 722 | 3 040 | 6 | 2 | 1 | 1 | 1 | 1 | - | - | - | - | - |
| 42249 | Other grocery & related products whsle | (C) | (D) | (D) | 5 | 1 | 1 | 1 | 1 | 1 | - | - | - | - | - |
| 4226 | Chemical & allied products whsle | (E) | (D) | (D) | 2 | 1 | - | - | - | - | - | - | 1 | - | - |
| 42261 | Plastics materials & basic forms, shapes whsle | (E) | (D) | (D) | 1 | - | - | - | - | - | - | - | 1 | - | - |
| 44-45 | Retail trade | 1 459 | 5 533 | 22 926 | 183 | 91 | 54 | 25 | 10 | 1 | 2 | - | - | - | - |
| 441 | Motor vehicle & parts dealers | 159 | 944 | 4 086 | 22 | 9 | 8 | 4 | 1 | - | - | - | - | - | - |
| 4411 | Automobile dealers | 105 | 697 | 3 028 | 14 | 7 | 3 | 3 | 1 | - | - | - | - | - | - |
| 444 | Bldg material & garden equip & supp dealers | 134 | 649 | 2 565 | 20 | 9 | 5 | 6 | - | - | - | - | - | - | - |
| 445 | Food & beverage stores | 291 | 772 | 3 309 | 28 | 18 | 6 | 1 | 1 | 1 | 1 | - | - | - | - |
| 4451 | Grocery stores | 272 | 715 | 3 062 | 21 | 12 | 5 | 1 | 1 | 1 | 1 | - | - | - | - |
| 44511 | Grocery (except convenience) stores | 255 | 677 | 2 782 | 15 | 8 | 3 | 1 | 1 | 1 | 1 | - | - | - | - |
| 445110 | Grocery (except convenience) stores | 255 | 677 | 2 782 | 15 | 8 | 3 | 1 | 1 | 1 | 1 | - | - | - | - |
| 447 | Gasoline stations | 225 | 815 | 3 369 | 21 | 5 | 8 | 3 | 5 | - | - | - | - | - | - |
| 4471 | Gasoline stations | 225 | 815 | 3 369 | 21 | 5 | 8 | 3 | 5 | - | - | - | - | - | - |
| 44711 | Gasoline stations with convenience stores | (C) | (D) | (D) | 19 | 3 | 8 | 3 | 5 | - | - | - | - | - | - |
| 448 | Clothing & clothing accessories stores | 187 | 521 | 2 272 | 32 | 15 | 11 | 5 | 1 | - | - | - | - | - | - |
| 4481 | Clothing stores | 136 | 339 | 1 548 | 22 | 11 | 6 | 4 | 1 | - | - | - | - | - | - |
| 452 | General merchandise stores | 246 | 796 | 3 080 | 8 | - | 3 | 3 | 1 | - | 1 | - | - | - | - |
| 4521 | Department stores | (C) | (D) | (D) | 1 | - | - | - | - | - | 1 | - | - | - | - |
| 45211 | Department stores | (C) | (D) | (D) | 1 | - | - | - | - | - | 1 | - | - | - | - |
| 48-49 | Transportation & warehousing | 245 | 2 404 | 9 619 | 24 | 12 | 6 | 2 | 3 | 1 | - | - | - | - | - |
| 484 | Truck transportation | 144 | 1 412 | 5 688 | 18 | 12 | 3 | 1 | 1 | 1 | 1 | - | - | - | - |
| 4841 | General freight trucking | 120 | 1 279 | 5 160 | 11 | 7 | 1 | 1 | 1 | 1 | - | - | - | - | - |
| 48412 | General freight trucking, long-distance | 120 | 1 279 | 5 160 | 11 | 7 | 1 | 1 | 1 | 1 | - | - | - | - | - |
| 51 | Information | 87 | 562 | 2 153 | 12 | 8 | 1 | 1 | 2 | - | - | - | - | - | - |
| 52 | Finance & insurance | 363 | 2 421 | 10 035 | 39 | 23 | 10 | 3 | 2 | - | 1 | - | - | - | - |
| 522 | Credit intermediation & related activities | 238 | 1 449 | 6 372 | 23 | 15 | 5 | 2 | - | - | 1 | - | - | - | - |
| 5221 | Depository credit intermediation | (C) | (D) | (D) | 7 | 2 | 2 | 2 | - | - | 1 | - | - | - | - |
| 52211 | Commercial banking | 181 | 1 133 | 4 926 | 6 | 1 | 2 | 2 | - | - | 1 | - | - | - | - |
| 522110 | Commercial banking | 181 | 1 133 | 4 926 | 6 | 1 | 2 | 2 | - | - | 1 | - | - | - | - |
| 524 | Insurance carriers & related activities | (C) | (D) | (D) | 14 | 7 | 4 | 1 | 2 | - | - | - | - | - | - |
| 53 | Real estate & rental & leasing | 53 | 205 | 873 | 11 | 6 | 4 | 1 | - | - | - | - | - | - | - |
| 54 | Professional, scientific & technical services | 207 | 1 123 | 4 949 | 35 | 23 | 5 | 5 | 2 | - | - | - | - | - | - |
| 541 | Professional, scientific & technical services | 207 | 1 123 | 4 949 | 35 | 23 | 5 | 5 | 2 | - | - | - | - | - | - |

See footnotes at end of table.

Table 6. Counties—Employees, Payroll, and Establishments by Industry: 2000—Con.

[Excludes most government employees, railroad employees, and self-employed persons. Size class 1 to 4 includes establishments with payroll, but no employees, during mid-March pay period. (D) denotes figures withheld to avoid disclosing data for individual companies; the data are included in broader industry totals. Detailed industries with 100 or more employees are shown if industry was not a (D). For explanation of terms, abbreviations, and data reliability/comparability, see introductory text]

| NAICS code | Industry | Number of employees for week including March 12 | Payroll (\$1,000) | | Total number of establishments | Number of establishments by employment-size class | | | | | | | | | |
|--------------------|---|---|-------------------|---------|--------------------------------|---|--------|----------|----------|----------|------------|------------|------------|---------------|--|
| | | | First quarter | Annual | | 1 to 4 | 5 to 9 | 10 to 19 | 20 to 49 | 50 to 99 | 100 to 249 | 250 to 499 | 500 to 999 | 1,000 or more | |
| PANOLA—Con. | | | | | | | | | | | | | | | |
| 55 | Management of companies & enterprises | (E) | (D) | (D) | 4 | 2 | — | 1 | — | — | — | 1 | — | — | |
| 551 | Management of companies & enterprises | (E) | (D) | (D) | 4 | 2 | — | 1 | — | — | — | 1 | — | — | |
| 5511 | Management of companies & enterprises | (E) | (D) | (D) | 4 | 2 | — | 1 | — | — | — | 1 | — | — | |
| 55111 | Management of companies & enterprises | (E) | (D) | (D) | 4 | 2 | — | 1 | — | — | — | 1 | — | — | |
| 56 | Admin, support, waste mgmt, remediation services | 788 | 2 122 | 8 258 | 15 | 8 | 2 | — | — | 3 | 1 | 1 | — | — | |
| 561 | Administrative & support services | 788 | 2 122 | 8 258 | 15 | 8 | 2 | — | — | 3 | 1 | 1 | — | — | |
| 5613 | Employment services | 695 | 1 828 | 7 031 | 4 | — | — | — | — | 2 | 1 | 1 | — | — | |
| 56132 | Temporary help services | 695 | 1 828 | 7 031 | 4 | — | — | — | — | 2 | 1 | 1 | — | — | |
| 561320 | Temporary help services | 695 | 1 828 | 7 031 | 4 | — | — | — | — | 2 | 1 | 1 | — | — | |
| 61 | Educational services | (C) | (D) | (D) | 3 | 1 | — | — | — | 1 | 1 | — | — | — | |
| 611 | Educational services | (C) | (D) | (D) | 3 | 1 | — | — | — | 1 | 1 | — | — | — | |
| 6117 | Educational support services | (C) | (D) | (D) | 1 | — | — | — | — | — | 1 | — | — | — | |
| 61171 | Educational support services | (C) | (D) | (D) | 1 | — | — | — | — | — | 1 | — | — | — | |
| 62 | Health care and social assistance | 654 | 3 376 | 15 188 | 51 | 26 | 13 | 7 | 2 | 1 | 2 | — | — | — | |
| 621 | Ambulatory health care services | 209 | 1 310 | 5 743 | 35 | 18 | 11 | 4 | 2 | — | — | — | — | — | |
| 622 | Hospitals | (C) | (D) | (D) | 2 | 1 | — | — | — | — | 1 | — | — | — | |
| 6221 | General medical & surgical hospitals | (C) | (D) | (D) | 1 | — | — | — | — | — | 1 | — | — | — | |
| 62211 | General medical & surgical hospitals | (C) | (D) | (D) | 1 | — | — | — | — | — | 1 | — | — | — | |
| 623 | Nursing & residential care facilities | 227 | 764 | 3 467 | 3 | — | — | 1 | — | 1 | 1 | — | — | — | |
| 6231 | Nursing care facilities | (C) | (D) | (D) | 2 | — | — | — | — | 1 | 1 | — | — | — | |
| 62311 | Nursing care facilities | (C) | (D) | (D) | 2 | — | — | — | — | 1 | 1 | — | — | — | |
| 71 | Arts, entertainment & recreation | (A) | (D) | (D) | 3 | 1 | 2 | — | — | — | — | — | — | — | |
| 72 | Accommodation & food services | 716 | 1 657 | 6 728 | 45 | 17 | 4 | 10 | 12 | 2 | — | — | — | — | |
| 721 | Accommodation | 116 | 218 | 940 | 8 | 2 | 1 | 3 | 2 | — | — | — | — | — | |
| 7211 | Traveler accommodation | (C) | (D) | (D) | 7 | 1 | 1 | 3 | 2 | — | — | — | — | — | |
| 72111 | Hotels (exc casino hotels) & motels | (C) | (D) | (D) | 7 | 1 | 1 | 3 | 2 | — | — | — | — | — | |
| 722 | Food services & drinking places | 600 | 1 439 | 5 788 | 37 | 15 | 3 | 7 | 10 | 2 | — | — | — | — | |
| 7221 | Full-service restaurants | (C) | (D) | (D) | 10 | 6 | — | 2 | 1 | 1 | — | — | — | — | |
| 72211 | Full-service restaurants | (C) | (D) | (D) | 10 | 6 | — | 2 | 1 | 1 | — | — | — | — | |
| 7222 | Limited-service eating places | 409 | 869 | 3 540 | 24 | 9 | 2 | 4 | 8 | 1 | — | — | — | — | |
| 72221 | Limited-service eating places | 409 | 869 | 3 540 | 24 | 9 | 2 | 4 | 8 | 1 | — | — | — | — | |
| 722211 | Limited-service restaurants | 409 | 869 | 3 540 | 24 | 9 | 2 | 4 | 8 | 1 | — | — | — | — | |
| 81 | Other services (except public administration) | 205 | 562 | 2 337 | 64 | 49 | 12 | 2 | 1 | — | — | — | — | — | |
| 813 | Religious, grantmaking, civic, prof & like organizations | 131 | 289 | 1 124 | 35 | 25 | 8 | 1 | 1 | — | — | — | — | — | |
| 8131 | Religious organizations | 114 | 227 | 905 | 29 | 20 | 7 | 1 | 1 | — | — | — | — | — | |
| 81311 | Religious organizations | 114 | 227 | 905 | 29 | 20 | 7 | 1 | 1 | — | — | — | — | — | |
| 813110 | Religious organizations | 114 | 227 | 905 | 29 | 20 | 7 | 1 | 1 | — | — | — | — | — | |
| 95 | Auxiliaries (exc corporate, subsidiary & regional mgt) | (A) | (D) | (D) | 1 | — | — | 1 | — | — | — | — | — | — | |
| 99 | Unclassified establishments | 2 | 6 | 39 | 5 | 5 | — | — | — | — | — | — | — | — | |
| PEARL RIVER | | | | | | | | | | | | | | | |
| | Total | 7 791 | 35 699 | 147 779 | 760 | 403 | 171 | 96 | 65 | 14 | 9 | 2 | — | — | |
| 11 | Forestry, fishing, hunting, and agriculture support | 37 | 200 | 780 | 6 | 4 | 1 | — | 1 | — | — | — | — | — | |
| 21 | Mining | (B) | (D) | (D) | 4 | 1 | 1 | 2 | — | — | — | — | — | — | |
| 22 | Utilities | 67 | 549 | 2 371 | 7 | 1 | 5 | — | 1 | — | — | — | — | — | |
| 23 | Construction | 254 | 1 047 | 4 829 | 57 | 43 | 9 | 2 | 2 | 1 | — | — | — | — | |
| 235 | Special trade contractors | 150 | 557 | 2 421 | 37 | 30 | 5 | 1 | — | 1 | — | — | — | — | |
| 31-33 | Manufacturing | 909 | 6 550 | 27 028 | 40 | 15 | 4 | 7 | 7 | 5 | 2 | — | — | — | |
| 311 | Food mfg | 100 | 430 | 2 167 | 5 | 1 | — | 3 | — | 1 | — | — | — | — | |
| 315 | Apparel manufacturing | (C) | (D) | (D) | 2 | — | — | — | — | 1 | 1 | — | — | — | |
| 3152 | Cut & sew apparel mfg | (C) | (D) | (D) | 2 | — | — | — | — | 1 | 1 | — | — | — | |
| 31523 | Women's, girls' cut & sew apparel mfg | (C) | (D) | (D) | 1 | — | — | — | — | — | 1 | — | — | — | |
| 325 | Chemical mfg | 206 | 2 815 | 12 011 | 6 | 1 | 1 | 1 | 2 | — | 1 | — | — | — | |
| 3259 | Other chemical product & preparation mfg | (C) | (D) | (D) | 2 | — | — | 1 | — | — | 1 | — | — | — | |
| 32599 | All other chemical product & preparation mfg | (C) | (D) | (D) | 2 | — | — | 1 | — | — | 1 | — | — | — | |
| 332 | Fabricated metal product mfg | 156 | 1 071 | 4 286 | 8 | 4 | — | 1 | 2 | 1 | — | — | — | — | |
| 42 | Wholesale trade | 404 | 2 205 | 9 928 | 38 | 23 | 10 | 2 | 1 | 1 | 1 | — | — | — | |
| 421 | Wholesale trade, durable goods | 298 | 1 814 | 7 955 | 24 | 14 | 7 | 1 | 1 | — | 1 | — | — | — | |
| 4213 | Lumber & other construction materials whsle | (C) | (D) | (D) | 1 | — | — | — | — | — | 1 | — | — | — | |
| 42132 | Brick & related construction material whsle | (C) | (D) | (D) | 1 | — | — | — | — | — | 1 | — | — | — | |
| 422 | Wholesale trade, nondurable goods | 106 | 391 | 1 973 | 14 | 9 | 3 | 1 | — | 1 | — | — | — | — | |

See footnotes at end of table.

Table 6. Counties—Employees, Payroll, and Establishments by Industry: 2000—Con.

[Excludes most government employees, railroad employees, and self-employed persons. Size class 1 to 4 includes establishments with payroll, but no employees, during mid-March pay period. (D) denotes figures withheld to avoid disclosing data for individual companies; the data are included in broader industry totals. Detailed industries with 100 or more employees are shown if industry was not a (D). For explanation of terms, abbreviations, and data reliability/comparability, see introductory text]

| NAICS code | Industry | Number of employees for week including March 12 | Payroll (\$1,000) | | Total number of establishments | Number of establishments by employment-size class | | | | | | | | |
|--------------|--|---|-------------------|---------------|--------------------------------|---|-----------|-----------|-----------|----------|------------|------------|------------|---------------|
| | | | First quarter | Annual | | 1 to 4 | 5 to 9 | 10 to 19 | 20 to 49 | 50 to 99 | 100 to 249 | 250 to 499 | 500 to 999 | 1,000 or more |
| | PEARL RIVER—Con. | | | | | | | | | | | | | |
| 44-45 | Retail trade | 2 395 | 9 633 | 38 634 | 175 | 82 | 43 | 25 | 16 | 5 | 3 | 1 | — | — |
| 441 | Motor vehicle & parts dealers | 402 | 3 045 | 12 809 | 27 | 10 | 10 | 3 | 1 | 2 | 1 | — | — | — |
| 4411 | Automobile dealers | 171 | 1 353 | 5 508 | 9 | 3 | 3 | 1 | — | 2 | — | — | — | — |
| 44111 | New car dealers | 145 | 1 251 | 4 955 | 4 | 1 | — | 1 | — | 2 | — | — | — | — |
| 441110 | New car dealers | 145 | 1 251 | 4 955 | 4 | 1 | — | 1 | — | 2 | — | — | — | — |
| 4412 | Other motor vehicle dealers | (C) | (D) | (D) | 3 | 1 | 1 | — | — | — | 1 | — | — | — |
| 44121 | Recreational vehicle dealers | (C) | (D) | (D) | 1 | — | — | — | — | — | 1 | — | — | — |
| 4413 | Automotive parts, accessories & tire stores | (C) | (D) | (D) | 15 | 6 | 6 | 2 | 1 | — | — | — | — | — |
| 444 | Bldg material & garden equip & supp dealers | 235 | 1 050 | 4 408 | 22 | 9 | 6 | 3 | 3 | 1 | — | — | — | — |
| 4441 | Building material & supplies dealers | 184 | 889 | 3 678 | 14 | 4 | 4 | 3 | 2 | 1 | — | — | — | — |
| 44419 | Other building material dealers | 155 | 785 | 3 218 | 9 | 2 | 2 | 2 | 2 | 1 | — | — | — | — |
| 444190 | Other building material dealers | 155 | 785 | 3 218 | 9 | 2 | 2 | 2 | 2 | 1 | — | — | — | — |
| 445 | Food & beverage stores | 309 | 1 152 | 2 971 | 10 | 2 | 2 | 2 | 2 | 1 | 1 | — | — | — |
| 4451 | Grocery stores | 309 | 1 152 | 2 971 | 10 | 2 | 2 | 2 | 2 | 1 | 1 | — | — | — |
| 44511 | Grocery (except convenience) stores | (E) | (D) | (D) | 8 | 1 | 1 | 2 | 2 | 1 | 1 | — | — | — |
| 447 | Gasoline stations | 366 | 863 | 4 044 | 40 | 22 | 6 | 6 | 6 | — | — | — | — | — |
| 4471 | Gasoline stations | 366 | 863 | 4 044 | 40 | 22 | 6 | 6 | 6 | — | — | — | — | — |
| 44711 | Gasoline stations with convenience stores | 281 | 658 | 3 243 | 29 | 14 | 5 | 6 | 4 | — | — | — | — | — |
| 447110 | Gasoline stations with convenience stores | 281 | 658 | 3 243 | 29 | 14 | 5 | 6 | 4 | — | — | — | — | — |
| 448 | Clothing & clothing accessories stores | 153 | 417 | 1 577 | 9 | 4 | 2 | 2 | — | 1 | — | — | — | — |
| 4481 | Clothing stores | 137 | 375 | 1 399 | 4 | — | 1 | 2 | — | — | 1 | — | — | — |
| 44819 | Other clothing stores | (C) | (D) | (D) | 1 | — | — | — | — | 1 | — | — | — | — |
| 452 | General merchandise stores | 646 | 2 086 | 8 344 | 16 | 4 | 8 | — | 2 | 1 | — | 1 | — | — |
| 4529 | Other general merchandise stores | 646 | 2 086 | 8 344 | 16 | 4 | 8 | — | 2 | 1 | — | 1 | — | — |
| 45291 | Warehouse clubs & superstores | (E) | (D) | (D) | 1 | — | — | — | — | — | 1 | — | — | — |
| 45299 | All other general merchandise stores | (C) | (D) | (D) | 15 | 4 | 8 | — | 2 | 1 | — | — | — | — |
| 48-49 | Transportation & warehousing | 172 | 889 | 3 724 | 21 | 14 | 2 | 2 | 3 | — | — | — | — | — |
| 484 | Truck transportation | (C) | (D) | (D) | 20 | 14 | 2 | 2 | 2 | — | — | — | — | — |
| 51 | Information | 138 | 973 | 4 435 | 12 | 3 | 4 | 3 | 2 | — | — | — | — | — |
| 52 | Finance & insurance | 303 | 1 857 | 7 282 | 58 | 38 | 10 | 8 | 2 | — | — | — | — | — |
| 522 | Credit intermediation & related activities | 216 | 1 331 | 5 207 | 31 | 18 | 5 | 6 | 2 | — | — | — | — | — |
| 5221 | Depository credit intermediation | 173 | 1 035 | 4 067 | 16 | 4 | 4 | 6 | 2 | — | — | — | — | — |
| 52211 | Commercial banking | 173 | 1 035 | 4 067 | 16 | 4 | 4 | 6 | 2 | — | — | — | — | — |
| 522110 | Commercial banking | 173 | 1 035 | 4 067 | 16 | 4 | 4 | 6 | 2 | — | — | — | — | — |
| 53 | Real estate & rental & leasing | 101 | 389 | 1 566 | 31 | 25 | 4 | 2 | — | — | — | — | — | — |
| 54 | Professional, scientific & technical services | 213 | 1 129 | 5 029 | 59 | 40 | 14 | 5 | — | — | — | — | — | — |
| 541 | Professional, scientific & technical services | 213 | 1 129 | 5 029 | 59 | 40 | 14 | 5 | — | — | — | — | — | — |
| 55 | Management of companies & enterprises | (A) | (D) | (D) | 1 | 1 | — | — | — | — | — | — | — | — |
| 56 | Admin, support, waste mgt, remediation services | 57 | 249 | 1 060 | 15 | 11 | 2 | 2 | — | — | — | — | — | — |
| 61 | Educational services | (A) | (D) | (D) | 2 | 1 | 1 | — | — | — | — | — | — | — |
| 62 | Health care and social assistance | 1 204 | 6 237 | 25 438 | 68 | 25 | 23 | 9 | 6 | 1 | 3 | 1 | — | — |
| 621 | Ambulatory health care services | 246 | 1 455 | 6 238 | 36 | 15 | 13 | 5 | 3 | — | — | — | — | — |
| 622 | Hospitals | (F) | (D) | (D) | 4 | — | 1 | — | — | 2 | 1 | — | — | — |
| 6221 | General medical & surgical hospitals | (E) | (D) | (D) | 3 | — | 1 | — | — | — | 1 | 1 | — | — |
| 62211 | General medical & surgical hospitals | (E) | (D) | (D) | 3 | — | 1 | — | — | — | 1 | 1 | — | — |
| 6223 | Other specialty hospitals | (C) | (D) | (D) | 1 | — | — | — | — | — | 1 | — | — | — |
| 62231 | Other specialty hospitals | (C) | (D) | (D) | 1 | — | — | — | — | — | 1 | — | — | — |
| 623 | Nursing & residential care facilities | 189 | 761 | 3 324 | 6 | 1 | 2 | — | 2 | — | 1 | — | — | — |
| 6231 | Nursing care facilities | (C) | (D) | (D) | 2 | 1 | — | — | — | — | 1 | — | — | — |
| 62311 | Nursing care facilities | (C) | (D) | (D) | 2 | 1 | — | — | — | — | 1 | — | — | — |
| 624 | Social assistance | (C) | (D) | (D) | 22 | 9 | 7 | 4 | 1 | 1 | — | — | — | — |
| 6244 | Child day care services | (C) | (D) | (D) | 17 | 5 | 6 | 4 | 1 | 1 | — | — | — | — |
| 62441 | Child day care services | (C) | (D) | (D) | 17 | 5 | 6 | 4 | 1 | 1 | — | — | — | — |
| 71 | Arts, entertainment & recreation | 67 | 145 | 582 | 8 | 2 | 4 | 1 | 1 | — | — | — | — | — |
| 72 | Accommodation & food services | 900 | 1 711 | 7 197 | 59 | 14 | 11 | 15 | 18 | 1 | — | — | — | — |
| 722 | Food services & drinking places | 856 | 1 632 | 6 924 | 54 | 13 | 9 | 13 | 18 | 1 | — | — | — | — |
| 7221 | Full-service restaurants | (E) | (D) | (D) | 26 | 8 | 8 | 6 | 4 | — | — | — | — | — |
| 72211 | Full-service restaurants | (E) | (D) | (D) | 26 | 8 | 8 | 6 | 4 | — | — | — | — | — |
| 7222 | Limited-service eating places | 515 | 977 | 4 238 | 25 | 4 | — | 7 | 13 | 1 | — | — | — | — |
| 72221 | Limited-service eating places | 515 | 977 | 4 238 | 25 | 4 | — | 7 | 13 | 1 | — | — | — | — |
| 81 | Other services (except public administration) | 504 | 1 604 | 6 604 | 91 | 55 | 21 | 10 | 5 | — | — | — | — | — |
| 812 | Personal & laundry services | 139 | 405 | 1 654 | 16 | 7 | 5 | 2 | 2 | — | — | — | — | — |
| 813 | Religious, grantmaking, civic, prof & like organizations | 274 | 653 | 2 679 | 49 | 29 | 11 | 6 | 3 | — | — | — | — | — |
| 8131 | Religious organizations | 240 | 517 | 2 106 | 43 | 24 | 11 | 6 | 2 | — | — | — | — | — |
| 81311 | Religious organizations | 240 | 517 | 2 106 | 43 | 24 | 11 | 6 | 2 | — | — | — | — | — |
| 813110 | Religious organizations | 240 | 517 | 2 106 | 43 | 24 | 11 | 6 | 2 | — | — | — | — | — |
| 99 | Unclassified establishments | 25 | 54 | 176 | 8 | 5 | 2 | 1 | — | — | — | — | — | — |

See footnotes at end of table.

Table 6. Counties—Employees, Payroll, and Establishments by Industry: 2000—Con.

[Excludes most government employees, railroad employees, and self-employed persons. Size class 1 to 4 includes establishments with payroll, but no employees, during mid-March pay period. (D) denotes figures withheld to avoid disclosing data for individual companies; the data are included in broader industry totals. Detailed industries with 100 or more employees are shown if industry was not a (D). For explanation of terms, abbreviations, and data reliability/comparability, see introductory text]

| NAICS code | Industry | Number of employees for week including March 12 | Payroll (\$1,000) | | Total number of establishments | Number of establishments by employment-size class | | | | | | | | |
|--------------|--|---|-------------------|----------------|--------------------------------|---|------------|------------|-----------|-----------|------------|------------|------------|---------------|
| | | | First quarter | Annual | | 1 to 4 | 5 to 9 | 10 to 19 | 20 to 49 | 50 to 99 | 100 to 249 | 250 to 499 | 500 to 999 | 1,000 or more |
| | PERRY | | | | | | | | | | | | | |
| | Total | 1 952 | 13 983 | 53 722 | 151 | 88 | 33 | 14 | 10 | 1 | 4 | 1 | — | — |
| 11 | Forestry, fishing, hunting, and agriculture support | (C) | (D) | (D) | 20 | 12 | 4 | 3 | 1 | — | — | — | — | — |
| 113 | Forestry and logging | (C) | (D) | (D) | 20 | 12 | 4 | 3 | 1 | — | — | — | — | — |
| 1133 | Logging | 106 | 548 | 2 582 | 18 | 11 | 3 | 3 | 1 | — | — | — | — | — |
| 11331 | Logging | 106 | 548 | 2 582 | 18 | 11 | 3 | 3 | 1 | — | — | — | — | — |
| 113310 | Logging | 106 | 548 | 2 582 | 18 | 11 | 3 | 3 | 1 | — | — | — | — | — |
| 21 | Mining | 13 | 49 | 197 | 6 | 4 | 2 | — | — | — | — | — | — | — |
| 22 | Utilities | (A) | (D) | (D) | 4 | 3 | 1 | — | — | — | — | — | — | — |
| 23 | Construction | 47 | 202 | 690 | 8 | 3 | 4 | 1 | — | — | — | — | — | — |
| 31-33 | Manufacturing | 894 | 9 642 | 36 281 | 8 | 1 | 2 | 1 | — | — | 3 | 1 | — | — |
| 315 | Apparel manufacturing | (C) | (D) | (D) | 1 | — | — | — | — | — | 1 | — | — | — |
| 3152 | Cut & sew apparel mfg | (C) | (D) | (D) | 1 | — | — | — | — | — | 1 | — | — | — |
| 31522 | Men's, boys' cut & sew apparel mfg | (C) | (D) | (D) | 1 | — | — | — | — | — | 1 | — | — | — |
| 321 | Wood product mfg | (E) | (D) | (D) | 3 | — | — | 1 | — | — | 2 | — | — | — |
| 3211 | Sawmills & wood preservation | (C) | (D) | (D) | 2 | — | — | 1 | — | — | 1 | — | — | — |
| 32111 | Sawmills & wood preservation | (C) | (D) | (D) | 2 | — | — | 1 | — | — | 1 | — | — | — |
| 3212 | Veneer, plywood & engineered wood product mfg | (C) | (D) | (D) | 1 | — | — | — | — | — | 1 | — | — | — |
| 32121 | Veneer, plywood & engineered wood product mfg | (C) | (D) | (D) | 1 | — | — | — | — | — | 1 | — | — | — |
| 322 | Paper mfg | (E) | (D) | (D) | 1 | — | — | — | — | — | — | 1 | — | — |
| 3221 | Pulp, paper & paperboard mills | (E) | (D) | (D) | 1 | — | — | — | — | — | — | 1 | — | — |
| 32211 | Pulp mills | (E) | (D) | (D) | 1 | — | — | — | — | — | — | 1 | — | — |
| 42 | Wholesale trade | (C) | (D) | (D) | 3 | 1 | — | — | 1 | 1 | — | — | — | — |
| 44-45 | Retail trade | 220 | 648 | 2 888 | 34 | 20 | 9 | 3 | 2 | — | — | — | — | — |
| 48-49 | Transportation & warehousing | 59 | 238 | 791 | 4 | 2 | — | — | 2 | — | — | — | — | — |
| 51 | Information | 13 | 128 | 505 | 3 | 2 | 1 | — | — | — | — | — | — | — |
| 52 | Finance & insurance | 62 | 381 | 1 690 | 8 | 4 | 2 | 1 | 1 | — | — | — | — | — |
| 53 | Real estate & rental & leasing | (B) | (D) | (D) | 2 | 1 | — | — | 1 | — | — | — | — | — |
| 54 | Professional, scientific & technical services | (A) | (D) | (D) | 5 | 4 | 1 | — | — | — | — | — | — | — |
| 55 | Management of companies & enterprises | (A) | (D) | (D) | 1 | — | 1 | — | — | — | — | — | — | — |
| 56 | Admin, support, waste mgt, remediation services | (A) | (D) | (D) | 1 | 1 | — | — | — | — | — | — | — | — |
| 61 | Educational services | (A) | (D) | (D) | 2 | 2 | — | — | — | — | — | — | — | — |
| 62 | Health care and social assistance | 252 | 1 069 | 4 226 | 14 | 8 | 1 | 3 | 1 | — | 1 | — | — | — |
| 622 | Hospitals | (C) | (D) | (D) | 1 | — | — | — | — | — | 1 | — | — | — |
| 6221 | General medical & surgical hospitals | (C) | (D) | (D) | 1 | — | — | — | — | — | 1 | — | — | — |
| 62211 | General medical & surgical hospitals | (C) | (D) | (D) | 1 | — | — | — | — | — | 1 | — | — | — |
| 72 | Accommodation & food services | 51 | 95 | 360 | 6 | 3 | 1 | 1 | 1 | — | — | — | — | — |
| 81 | Other services (except public administration) | 62 | 249 | 1 060 | 20 | 15 | 4 | 1 | — | — | — | — | — | — |
| 99 | Unclassified establishments | (A) | (D) | (D) | 2 | 2 | — | — | — | — | — | — | — | — |
| | PIKE | | | | | | | | | | | | | |
| | Total | 13 913 | 63 140 | 262 219 | 990 | 532 | 222 | 122 | 76 | 24 | 9 | 1 | 3 | 1 |
| 11 | Forestry, fishing, hunting, and agriculture support | 155 | 937 | 4 089 | 19 | 7 | 7 | 3 | 2 | — | — | — | — | — |
| 113 | Forestry and logging | (C) | (D) | (D) | 17 | 6 | 6 | 3 | 2 | — | — | — | — | — |
| 1133 | Logging | (C) | (D) | (D) | 17 | 6 | 6 | 3 | 2 | — | — | — | — | — |
| 11331 | Logging | (C) | (D) | (D) | 17 | 6 | 6 | 3 | 2 | — | — | — | — | — |
| 21 | Mining | (B) | (D) | (D) | 2 | 1 | — | — | 1 | — | — | — | — | — |
| 22 | Utilities | 114 | 1 005 | 4 205 | 7 | 5 | — | 1 | — | 1 | — | — | — | — |
| 221 | Utilities | 114 | 1 005 | 4 205 | 7 | 5 | — | 1 | — | 1 | — | — | — | — |
| 23 | Construction | 387 | 1 629 | 7 593 | 55 | 32 | 14 | 4 | 4 | 1 | — | — | — | — |
| 233 | Building, developing & general contracting | 109 | 530 | 2 445 | 10 | 5 | 2 | 2 | — | 1 | — | — | — | — |
| 235 | Special trade contractors | 270 | 1 072 | 5 031 | 42 | 24 | 12 | 2 | 4 | — | — | — | — | — |

See footnotes at end of table.

Table 6. Counties—Employees, Payroll, and Establishments by Industry: 2000—Con.

[Excludes most government employees, railroad employees, and self-employed persons. Size class 1 to 4 includes establishments with payroll, but no employees, during mid-March pay period. (D) denotes figures withheld to avoid disclosing data for individual companies; the data are included in broader industry totals. Detailed industries with 100 or more employees are shown if industry was not a (D). For explanation of terms, abbreviations, and data reliability/comparability, see introductory text]

| NAICS code | Industry | Number of employees for week including March 12 | Payroll (\$1,000) | | Total number of establishments | Number of establishments by employment-size class | | | | | | | | |
|------------------|---|---|-------------------|---------------|--------------------------------|---|-----------|-----------|-----------|----------|------------|------------|------------|---------------|
| | | | First quarter | Annual | | 1 to 4 | 5 to 9 | 10 to 19 | 20 to 49 | 50 to 99 | 100 to 249 | 250 to 499 | 500 to 999 | 1,000 or more |
| PIKE—Con. | | | | | | | | | | | | | | |
| 31-33 | Manufacturing | 4 589 | 19 133 | 80 598 | 36 | 9 | 6 | 4 | 4 | 5 | 5 | 1 | 1 | 1 |
| 311 | Food mfg | (H) | (D) | (D) | 3 | - | 1 | - | - | - | - | - | 1 | 1 |
| 3116 | Animal slaughtering & processing | (H) | (D) | (D) | 3 | - | 1 | - | - | - | - | - | 1 | 1 |
| 31161 | Animal slaughtering & processing | (H) | (D) | (D) | 3 | - | 1 | - | - | - | - | - | 1 | 1 |
| 315 | Apparel manufacturing | (E) | (D) | (D) | 4 | 1 | - | - | - | 1 | 2 | - | - | - |
| 3152 | Cut & sew apparel mfg | (E) | (D) | (D) | 3 | - | - | - | - | 1 | 2 | - | - | - |
| 31521 | Cut & sew apparel contractors | (C) | (D) | (D) | 2 | - | - | - | - | 1 | 1 | - | - | - |
| 31523 | Women's, girls' cut & sew apparel mfg | (C) | (D) | (D) | 1 | - | - | - | - | - | 1 | - | - | - |
| 321 | Wood product mfg | 608 | 3 243 | 14 150 | 12 | 3 | 1 | 2 | 2 | 2 | 2 | - | - | - |
| 3211 | Sawmills & wood preservation | 317 | 2 146 | 9 362 | 7 | 3 | 1 | - | - | 2 | 1 | - | - | - |
| 32111 | Sawmills & wood preservation | 317 | 2 146 | 9 362 | 7 | 3 | 1 | - | - | 2 | 1 | - | - | - |
| 3219 | Other wood product mfg | 291 | 1 097 | 4 788 | 5 | - | - | 2 | 2 | - | 1 | - | - | - |
| 32192 | Wood container & pallet mfg | (C) | (D) | (D) | 2 | - | - | 1 | - | - | 1 | - | - | - |
| 326 | Plastics & rubber products mfg | (C) | (D) | (D) | 3 | - | - | - | 2 | - | 1 | - | - | - |
| 3261 | Plastics product mfg | (C) | (D) | (D) | 3 | - | - | - | 2 | - | 1 | - | - | - |
| 32611 | Unsupported plastics film, sheet, & bag mfg .. | (C) | (D) | (D) | 3 | - | - | - | 2 | - | 1 | - | - | - |
| 332 | Fabricated metal product mfg | (F) | (D) | (D) | 5 | 1 | 3 | - | - | - | - | 1 | - | - |
| 3323 | Architectural & structural metals mfg | (E) | (D) | (D) | 2 | - | 1 | - | - | - | - | 1 | - | - |
| 33232 | Ornamental & architectural metal prod mfg ... | (E) | (D) | (D) | 1 | - | - | - | - | - | - | 1 | - | - |
| 42 | Wholesale trade | 559 | 3 347 | 14 033 | 61 | 26 | 20 | 6 | 8 | 1 | - | - | - | - |
| 421 | Wholesale trade, durable goods | 304 | 1 876 | 7 892 | 36 | 16 | 10 | 4 | 6 | - | - | - | - | - |
| 4218 | Machinery, equipment & supplies whse | 106 | 626 | 2 736 | 13 | 5 | 5 | 1 | 2 | - | - | - | - | - |
| 422 | Wholesale trade, nondurable goods | 255 | 1 471 | 6 141 | 25 | 10 | 10 | 2 | 2 | 1 | - | - | - | - |
| 4224 | Grocery & related product whse | 121 | 663 | 2 631 | 6 | 3 | 1 | - | 1 | 1 | - | - | - | - |
| 42249 | Other grocery & related products whse | (C) | (D) | (D) | 3 | - | 1 | - | 1 | 1 | - | - | - | - |
| 44-45 | Retail trade | 2 728 | 10 269 | 42 269 | 250 | 120 | 70 | 36 | 17 | 4 | 2 | - | 1 | - |
| 441 | Motor vehicle & parts dealers | 340 | 1 733 | 7 576 | 28 | 10 | 6 | 5 | 7 | - | - | - | - | - |
| 4411 | Automobile dealers | (C) | (D) | (D) | 9 | 4 | - | - | 5 | - | - | - | - | - |
| 44111 | New car dealers | 148 | 905 | 4 134 | 5 | - | - | - | 5 | - | - | - | - | - |
| 441110 | New car dealers | 148 | 905 | 4 134 | 5 | - | - | - | 5 | - | - | - | - | - |
| 4413 | Automotive parts, accessories & tire stores | 180 | 773 | 3 179 | 17 | 4 | 6 | 5 | 2 | - | - | - | - | - |
| 442 | Furniture & home furnishing stores | (C) | (D) | (D) | 11 | 5 | 1 | 4 | - | 1 | - | - | - | - |
| 4421 | Furniture stores | 137 | 497 | 2 342 | 9 | 4 | 1 | 3 | - | 1 | - | - | - | - |
| 44211 | Furniture stores | 137 | 497 | 2 342 | 9 | 4 | 1 | 3 | - | 1 | - | - | - | - |
| 442110 | Furniture stores | 137 | 497 | 2 342 | 9 | 4 | 1 | 3 | - | 1 | - | - | - | - |
| 444 | Bldg material & garden equip & supp dealers | 218 | 1 175 | 4 772 | 22 | 7 | 7 | 6 | 1 | 1 | - | - | - | - |
| 4441 | Building material & supplies dealers | 161 | 781 | 3 132 | 14 | 3 | 6 | 4 | - | 1 | - | - | - | - |
| 44419 | Other building material dealers | 117 | 626 | 2 460 | 9 | 2 | 4 | 2 | - | 1 | - | - | - | - |
| 444190 | Other building material dealers | 117 | 626 | 2 460 | 9 | 2 | 4 | 2 | - | 1 | - | - | - | - |
| 445 | Food & beverage stores | 302 | 1 011 | 4 278 | 26 | 18 | 2 | 1 | 4 | - | 1 | - | - | - |
| 4451 | Grocery stores | 266 | 852 | 3 630 | 16 | 9 | 2 | - | 4 | - | 1 | - | - | - |
| 44511 | Grocery (except convenience) stores | 255 | 797 | 3 411 | 13 | 7 | 1 | - | 4 | - | 1 | - | - | - |
| 445110 | Grocery (except convenience) stores | 255 | 797 | 3 411 | 13 | 7 | 1 | - | 4 | - | 1 | - | - | - |
| 446 | Health & personal care stores | 159 | 802 | 3 296 | 20 | 8 | 6 | 4 | 2 | - | - | - | - | - |
| 4461 | Health & personal care stores | 159 | 802 | 3 296 | 20 | 8 | 6 | 4 | 2 | - | - | - | - | - |
| 44611 | Pharmacies & drug stores | 122 | 590 | 2 433 | 11 | 2 | 4 | 3 | 2 | - | - | - | - | - |
| 446110 | Pharmacies & drug stores | 122 | 590 | 2 433 | 11 | 2 | 4 | 3 | 2 | - | - | - | - | - |
| 447 | Gasoline stations | 264 | 677 | 2 814 | 36 | 18 | 13 | 4 | - | 1 | - | - | - | - |
| 4471 | Gasoline stations | 264 | 677 | 2 814 | 36 | 18 | 13 | 4 | - | 1 | - | - | - | - |
| 44711 | Gasoline stations with convenience stores ... | (C) | (D) | (D) | 33 | 17 | 12 | 4 | - | - | - | - | - | - |
| 448 | Clothing & clothing accessories stores | 273 | 716 | 2 966 | 32 | 13 | 13 | 3 | 2 | 1 | - | - | - | - |
| 4481 | Clothing stores | 204 | 500 | 2 110 | 21 | 11 | 5 | 2 | 2 | 1 | - | - | - | - |
| 44814 | Family clothing stores | 111 | 318 | 1 401 | 3 | - | - | 1 | 1 | 1 | - | - | - | - |
| 448140 | Family clothing stores | 111 | 318 | 1 401 | 3 | - | - | 1 | 1 | 1 | - | - | - | - |
| 452 | General merchandise stores | 738 | 2 590 | 10 112 | 19 | 8 | 6 | 3 | - | - | 1 | - | 1 | - |
| 4521 | Department stores | (F) | (D) | (D) | 1 | - | - | - | - | - | - | - | 1 | - |
| 45211 | Department stores | (F) | (D) | (D) | 1 | - | - | - | - | - | - | - | 1 | - |
| 4529 | Other general merchandise stores | (C) | (D) | (D) | 18 | 8 | 6 | 3 | - | - | 1 | - | - | - |
| 45299 | All other general merchandise stores | (C) | (D) | (D) | 18 | 8 | 6 | 3 | - | - | 1 | - | - | - |
| 453 | Miscellaneous store retailers | 162 | 554 | 2 128 | 26 | 16 | 4 | 5 | 1 | - | - | - | - | - |
| 48-49 | Transportation & warehousing | 398 | 1 898 | 7 781 | 39 | 20 | 7 | 5 | 6 | 1 | - | - | - | - |
| 484 | Truck transportation | 294 | 1 450 | 5 566 | 30 | 13 | 7 | 5 | 5 | - | - | - | - | - |
| 4841 | General freight trucking | 187 | 979 | 3 671 | 14 | 4 | 5 | 1 | 4 | - | - | - | - | - |
| 48411 | General freight trucking, local | 103 | 553 | 2 217 | 5 | 1 | 1 | 1 | 2 | - | - | - | - | - |
| 484110 | General freight trucking, local | 103 | 553 | 2 217 | 5 | 1 | 1 | 1 | 2 | - | - | - | - | - |
| 4842 | Specialized freight trucking | 107 | 471 | 1 895 | 16 | 9 | 2 | 4 | 1 | - | - | - | - | - |
| 51 | Information | 215 | 1 313 | 5 251 | 22 | 10 | 6 | 3 | 3 | - | - | - | - | - |
| 513 | Broadcasting & telecommunications | 123 | 942 | 3 748 | 10 | 2 | 4 | 2 | 2 | - | - | - | - | - |
| 52 | Finance & insurance | 384 | 2 286 | 9 632 | 78 | 61 | 9 | 5 | 2 | 1 | - | - | - | - |
| 522 | Credit intermediation & related activities | 337 | 1 993 | 8 435 | 53 | 37 | 9 | 4 | 2 | 1 | - | - | - | - |
| 5221 | Depository credit intermediation | 261 | 1 556 | 6 573 | 23 | 10 | 6 | 4 | 2 | 1 | - | - | - | - |
| 52211 | Commercial banking | 257 | 1 541 | 6 500 | 20 | 7 | 6 | 4 | 2 | 1 | - | - | - | - |
| 522110 | Commercial banking | 257 | 1 541 | 6 500 | 20 | 7 | 6 | 4 | 2 | 1 | - | - | - | - |

See footnotes at end of table.

Table 6. Counties—Employees, Payroll, and Establishments by Industry: 2000—Con.

[Excludes most government employees, railroad employees, and self-employed persons. Size class 1 to 4 includes establishments with payroll, but no employees, during mid-March pay period. (D) denotes figures withheld to avoid disclosing data for individual companies; the data are included in broader industry totals. Detailed industries with 100 or more employees are shown if industry was not a (D). For explanation of terms, abbreviations, and data reliability/comparability, see introductory text]

| NAICS code | Industry | Number of employees for week including March 12 | Payroll (\$1,000) | | Total number of establishments | Number of establishments by employment-size class | | | | | | | | | |
|------------|--|---|-------------------|---------|--------------------------------|---|--------|----------|----------|----------|------------|------------|------------|---------------|---|
| | | | First quarter | Annual | | 1 to 4 | 5 to 9 | 10 to 19 | 20 to 49 | 50 to 99 | 100 to 249 | 250 to 499 | 500 to 999 | 1,000 or more | |
| | PIKE—Con. | | | | | | | | | | | | | | |
| 53 | Real estate & rental & leasing | 115 | 447 | 1 793 | 31 | 22 | 6 | 3 | — | — | — | — | — | — | — |
| 54 | Professional, scientific & technical services | 228 | 1 146 | 5 014 | 61 | 48 | 5 | 7 | 1 | — | — | — | — | — | — |
| 541 | Professional, scientific & technical services | 228 | 1 146 | 5 014 | 61 | 48 | 5 | 7 | 1 | — | — | — | — | — | — |
| 55 | Management of companies & enterprises | 137 | 2 846 | 7 411 | 7 | 2 | 2 | — | 2 | 1 | — | — | — | — | — |
| 551 | Management of companies & enterprises | 137 | 2 846 | 7 411 | 7 | 2 | 2 | — | 2 | 1 | — | — | — | — | — |
| 5511 | Management of companies & enterprises | 137 | 2 846 | 7 411 | 7 | 2 | 2 | — | 2 | 1 | — | — | — | — | — |
| 55111 | Management of companies & enterprises | 137 | 2 846 | 7 411 | 7 | 2 | 2 | — | 2 | 1 | — | — | — | — | — |
| 56 | Admin, support, waste mgt, remediation services | 223 | 670 | 3 129 | 32 | 17 | 8 | 5 | 2 | — | — | — | — | — | — |
| 561 | Administrative & support services | (C) | (D) | (D) | 31 | 17 | 8 | 4 | 2 | — | — | — | — | — | — |
| 61 | Educational services | 186 | 672 | 2 896 | 9 | 3 | 1 | — | 4 | 1 | — | — | — | — | — |
| 611 | Educational services | 186 | 672 | 2 896 | 9 | 3 | 1 | — | 4 | 1 | — | — | — | — | — |
| 6111 | Elementary & secondary schools | (C) | (D) | (D) | 7 | 1 | 1 | — | 4 | 1 | — | — | — | — | — |
| 61111 | Elementary & secondary schools | (C) | (D) | (D) | 7 | 1 | 1 | — | 4 | 1 | — | — | — | — | — |
| 62 | Health care and social assistance | 1 713 | 11 245 | 49 767 | 77 | 36 | 23 | 10 | 3 | 2 | 2 | — | 1 | — | — |
| 621 | Ambulatory health care services | 396 | 4 064 | 18 016 | 54 | 24 | 19 | 8 | 2 | 1 | — | — | — | — | — |
| 6211 | Offices of physicians | 166 | 2 625 | 10 843 | 27 | 15 | 5 | 6 | 1 | — | — | — | — | — | — |
| 62111 | Offices of physicians | 166 | 2 625 | 10 843 | 27 | 15 | 5 | 6 | 1 | — | — | — | — | — | — |
| 621111 | Offices of physicians (exc mental health) | 166 | 2 625 | 10 843 | 27 | 15 | 5 | 6 | 1 | — | — | — | — | — | — |
| 622 | Hospitals | (F) | (D) | (D) | 2 | — | — | — | — | 1 | — | — | 1 | — | — |
| 6221 | General medical & surgical hospitals | (F) | (D) | (D) | 2 | — | — | — | — | 1 | — | — | 1 | — | — |
| 62211 | General medical & surgical hospitals | (F) | (D) | (D) | 2 | — | — | — | — | 1 | — | — | 1 | — | — |
| 623 | Nursing & residential care facilities | (E) | (D) | (D) | 2 | — | — | — | — | — | 2 | — | — | — | — |
| 6231 | Nursing care facilities | (E) | (D) | (D) | 2 | — | — | — | — | — | 2 | — | — | — | — |
| 62311 | Nursing care facilities | (E) | (D) | (D) | 2 | — | — | — | — | — | 2 | — | — | — | — |
| 71 | Arts, entertainment & recreation | 96 | 205 | 834 | 11 | 5 | 2 | 3 | 1 | — | — | — | — | — | — |
| 72 | Accommodation & food services | 1 000 | 1 885 | 7 153 | 61 | 17 | 12 | 15 | 12 | 5 | — | — | — | — | — |
| 722 | Food services & drinking places | 907 | 1 669 | 6 464 | 57 | 16 | 12 | 14 | 11 | 4 | — | — | — | — | — |
| 7221 | Full-service restaurants | 229 | 387 | 1 292 | 15 | 2 | 4 | 5 | 3 | 1 | — | — | — | — | — |
| 72211 | Full-service restaurants | 229 | 387 | 1 292 | 15 | 2 | 4 | 5 | 3 | 1 | — | — | — | — | — |
| 722110 | Full-service restaurants | 229 | 387 | 1 292 | 15 | 2 | 4 | 5 | 3 | 1 | — | — | — | — | — |
| 7222 | Limited-service eating places | 656 | 1 255 | 5 060 | 38 | 11 | 8 | 8 | 8 | 3 | — | — | — | — | — |
| 72221 | Limited-service eating places | 656 | 1 255 | 5 060 | 38 | 11 | 8 | 8 | 8 | 3 | — | — | — | — | — |
| 722211 | Limited-service restaurants | 577 | 1 081 | 4 296 | 33 | 9 | 7 | 7 | 8 | 2 | — | — | — | — | — |
| 81 | Other services (except public administration) | 643 | 1 991 | 7 830 | 119 | 78 | 24 | 12 | 4 | 1 | — | — | — | — | — |
| 811 | Repair & maintenance | 138 | 706 | 2 705 | 34 | 23 | 9 | 1 | 1 | — | — | — | — | — | — |
| 8111 | Automotive repair & maintenance | 108 | 563 | 2 153 | 25 | 16 | 8 | — | 1 | — | — | — | — | — | — |
| 812 | Personal & laundry services | 118 | 422 | 1 706 | 16 | 6 | 6 | 3 | 1 | — | — | — | — | — | — |
| 813 | Religious, grantmaking, civic, prof & like organizations | 387 | 863 | 3 419 | 69 | 49 | 9 | 8 | 2 | 1 | — | — | — | — | — |
| 8131 | Religious organizations | 344 | 733 | 2 902 | 56 | 39 | 7 | 8 | 1 | 1 | — | — | — | — | — |
| 81311 | Religious organizations | 344 | 733 | 2 902 | 56 | 39 | 7 | 8 | 1 | 1 | — | — | — | — | — |
| 813110 | Religious organizations | 344 | 733 | 2 902 | 56 | 39 | 7 | 8 | 1 | 1 | — | — | — | — | — |
| 95 | Auxiliaries (exc corporate, subsidiary & regional mgt) | (A) | (D) | (D) | 2 | 2 | — | — | — | — | — | — | — | — | — |
| 99 | Unclassified establishments | 14 | 35 | 95 | 11 | 11 | — | — | — | — | — | — | — | — | — |
| | PONTOTOC | | | | | | | | | | | | | | |
| | Total | 9 649 | 54 219 | 220 467 | 473 | 257 | 92 | 54 | 38 | 15 | 8 | 6 | 2 | 1 | — |
| 11 | Forestry, fishing, hunting, and agriculture support | (B) | (D) | (D) | 3 | 1 | 1 | — | 1 | — | — | — | — | — | — |
| 22 | Utilities | 59 | 390 | 1 575 | 7 | 5 | 1 | — | 1 | — | — | — | — | — | — |
| 23 | Construction | 121 | 417 | 1 944 | 29 | 22 | 5 | 1 | 1 | — | — | — | — | — | — |
| 31-33 | Manufacturing | 6 842 | 41 851 | 166 719 | 80 | 15 | 10 | 13 | 19 | 8 | 6 | 6 | 2 | 1 | — |
| 321 | Wood product mfg | 164 | 709 | 2 796 | 7 | 1 | 1 | 1 | 3 | 1 | — | — | — | — | — |
| 3219 | Other wood product mfg | (C) | (D) | (D) | 5 | 1 | — | 1 | 2 | 1 | — | — | — | — | — |
| 326 | Plastics & rubber products mfg | 343 | 1 442 | 4 851 | 8 | 1 | — | 1 | 4 | 1 | 1 | — | — | — | — |
| 3261 | Plastics product mfg | (E) | (D) | (D) | 6 | 1 | — | — | 3 | 1 | 1 | — | — | — | — |
| 32614 | Polystyrene foam product mfg | (C) | (D) | (D) | 2 | — | — | — | 1 | — | 1 | — | — | — | — |
| 331 | Primary metal mfg | (C) | (D) | (D) | 1 | — | — | — | — | — | 1 | — | — | — | — |
| 3312 | Steel product mfg from purchased steel | (C) | (D) | (D) | 1 | — | — | — | — | — | 1 | — | — | — | — |
| 33122 | Rolling & drawing of purchased steel | (C) | (D) | (D) | 1 | — | — | — | — | — | 1 | — | — | — | — |
| 336 | Transportation equipment mfg | (E) | (D) | (D) | 1 | — | — | — | — | — | — | 1 | — | — | — |
| 3363 | Motor vehicle parts mfg | (E) | (D) | (D) | 1 | — | — | — | — | — | — | 1 | — | — | — |
| 33633 | Motor vehicle steering & suspension parts mfg | (E) | (D) | (D) | 1 | — | — | — | — | — | — | 1 | — | — | — |

See footnotes at end of table.

Table 6. Counties—Employees, Payroll, and Establishments by Industry: 2000—Con.

[Excludes most government employees, railroad employees, and self-employed persons. Size class 1 to 4 includes establishments with payroll, but no employees, during mid-March pay period. (D) denotes figures withheld to avoid disclosing data for individual companies; the data are included in broader industry totals. Detailed industries with 100 or more employees are shown if industry was not a (D). For explanation of terms, abbreviations, and data reliability/comparability, see introductory text]

| NAICS code | Industry | Number of employees for week including March 12 | Payroll (\$1,000) | | Total number of establishments | Number of establishments by employment-size class | | | | | | | | | |
|---------------------------------|--|---|-------------------|----------------|--------------------------------|---|------------|-----------|-----------|-----------|------------|------------|------------|---------------|--|
| | | | First quarter | Annual | | 1 to 4 | 5 to 9 | 10 to 19 | 20 to 49 | 50 to 99 | 100 to 249 | 250 to 499 | 500 to 999 | 1,000 or more | |
| PONTOTOC—Con. | | | | | | | | | | | | | | | |
| 31-33 Manufacturing—Con. | | | | | | | | | | | | | | | |
| 337 | Furniture & related product mfg | 5 510 | 34 514 | 139 298 | 43 | 7 | 4 | 7 | 8 | 6 | 3 | 5 | 2 | 1 | |
| 3371 | HH & institutional furniture & kitchen cabinet mfg | 5 193 | 32 845 | 131 178 | 31 | 4 | 3 | 4 | 5 | 4 | 3 | 5 | 2 | 1 | |
| 33712 | Household & institutional furniture mfg | (I) | (D) | (D) | 29 | 3 | 3 | 3 | 5 | 4 | 3 | 5 | 2 | 1 | |
| 337121 | Upholstered household furniture mfg | 3 787 | 22 139 | 87 835 | 21 | 2 | — | 3 | 4 | 2 | 3 | 5 | 2 | — | |
| 3372 | Office furniture (including fixtures) mfg | 317 | 1 669 | 8 120 | 12 | 3 | 1 | 3 | 3 | 2 | — | — | — | — | |
| 33721 | Office furniture (including fixtures) mfg | 317 | 1 669 | 8 120 | 12 | 3 | 1 | 3 | 3 | 2 | — | — | — | — | |
| 339 | Miscellaneous mfg | 258 | 1 620 | 5 325 | 4 | 1 | — | — | 2 | — | 1 | — | — | — | |
| 3399 | Other miscellaneous mfg | 258 | 1 620 | 5 325 | 4 | 1 | — | — | 2 | — | 1 | — | — | — | |
| 33992 | Sporting & athletic goods mfg | (C) | (D) | (D) | 3 | 1 | — | — | 1 | — | 1 | — | — | — | |
| 42 | Wholesale trade | 260 | 1 719 | 6 827 | 20 | 8 | 4 | 5 | 1 | 2 | — | — | — | — | |
| 422 | Wholesale trade, nondurable goods | 197 | 1 295 | 5 224 | 10 | 3 | 2 | 2 | 1 | 2 | — | — | — | — | |
| 44-45 | Retail trade | 745 | 2 637 | 11 798 | 94 | 53 | 24 | 11 | 4 | 1 | 1 | — | — | — | |
| 445 | Food & beverage stores | 243 | 588 | 2 493 | 12 | 4 | 1 | 2 | 4 | 1 | — | — | — | — | |
| 4451 | Grocery stores | (C) | (D) | (D) | 11 | 3 | 1 | 2 | 4 | 1 | — | — | — | — | |
| 44511 | Grocery (except convenience) stores | 229 | 559 | 2 373 | 9 | 2 | 1 | 1 | 4 | 1 | — | — | — | — | |
| 445110 | Grocery (except convenience) stores | 229 | 559 | 2 373 | 9 | 2 | 1 | 1 | 4 | 1 | — | — | — | — | |
| 452 | General merchandise stores | 191 | 639 | 2 667 | 8 | 2 | 5 | — | — | — | 1 | — | — | — | |
| 4521 | Department stores | (C) | (D) | (D) | 1 | — | — | — | — | — | 1 | — | — | — | |
| 45211 | Department stores | (C) | (D) | (D) | 1 | — | — | — | — | — | 1 | — | — | — | |
| 48-49 | Transportation & warehousing | 161 | 1 051 | 4 747 | 28 | 22 | 2 | 1 | 2 | 1 | — | — | — | — | |
| 484 | Truck transportation | (C) | (D) | (D) | 26 | 21 | 1 | 1 | 2 | 1 | — | — | — | — | |
| 4841 | General freight trucking | 119 | 880 | 3 915 | 16 | 13 | — | — | 2 | 1 | — | — | — | — | |
| 51 | Information | 29 | 209 | 860 | 4 | 2 | — | 2 | — | — | — | — | — | — | |
| 52 | Finance & insurance | 166 | 1 198 | 4 502 | 25 | 16 | 6 | 1 | 1 | 1 | — | — | — | — | |
| 522 | Credit intermediation & related activities | 132 | 944 | 3 599 | 16 | 9 | 5 | — | 1 | 1 | — | — | — | — | |
| 53 | Real estate & rental & leasing | 39 | 191 | 804 | 8 | 5 | 3 | — | — | — | — | — | — | — | |
| 54 | Professional, scientific & technical services | 113 | 494 | 1 997 | 23 | 15 | 6 | — | 2 | — | — | — | — | — | |
| 541 | Professional, scientific & technical services | 113 | 494 | 1 997 | 23 | 15 | 6 | — | 2 | — | — | — | — | — | |
| 55 | Management of companies & enterprises | (A) | (D) | (D) | 1 | 1 | — | — | — | — | — | — | — | — | |
| 56 | Admin, support, waste mgt, remediation services | 48 | 147 | 852 | 10 | 6 | 2 | 2 | — | — | — | — | — | — | |
| 61 | Educational services | 18 | 62 | 383 | 3 | 1 | 1 | 1 | — | — | — | — | — | — | |
| 62 | Health care and social assistance | 478 | 2 236 | 10 903 | 37 | 13 | 12 | 9 | 1 | 1 | 1 | — | — | — | |
| 622 | Hospitals | (C) | (D) | (D) | 1 | — | — | — | — | — | 1 | — | — | — | |
| 6221 | General medical & surgical hospitals | (C) | (D) | (D) | 1 | — | — | — | — | — | 1 | — | — | — | |
| 62211 | General medical & surgical hospitals | (C) | (D) | (D) | 1 | — | — | — | — | — | 1 | — | — | — | |
| 623 | Nursing & residential care facilities | 180 | 735 | 4 230 | 8 | 1 | 2 | 3 | 1 | 1 | — | — | — | — | |
| 6231 | Nursing care facilities | (C) | (D) | (D) | 2 | — | — | — | 1 | 1 | — | — | — | — | |
| 62311 | Nursing care facilities | (C) | (D) | (D) | 2 | — | — | — | 1 | 1 | — | — | — | — | |
| 71 | Arts, entertainment & recreation | 9 | 27 | 157 | 4 | 3 | 1 | — | — | — | — | — | — | — | |
| 72 | Accommodation & food services | 340 | 648 | 2 586 | 29 | 10 | 8 | 5 | 5 | 1 | — | — | — | — | |
| 722 | Food services & drinking places | 325 | 620 | 2 483 | 26 | 9 | 6 | 5 | 5 | 1 | — | — | — | — | |
| 7222 | Limited-service eating places | 221 | 474 | 1 884 | 13 | 3 | 2 | 4 | 3 | 1 | — | — | — | — | |
| 72221 | Limited-service eating places | 221 | 474 | 1 884 | 13 | 3 | 2 | 4 | 3 | 1 | — | — | — | — | |
| 81 | Other services (except public administration) | 178 | 654 | 2 651 | 64 | 55 | 6 | 3 | — | — | — | — | — | — | |
| 99 | Unclassified establishments | 5 | 18 | 128 | 4 | 4 | — | — | — | — | — | — | — | — | |
| PRENTISS | | | | | | | | | | | | | | | |
| | Total | 7 944 | 38 561 | 163 125 | 534 | 305 | 112 | 56 | 34 | 11 | 13 | 2 | — | 1 | |
| 11 | Forestry, fishing, hunting, and agriculture support | 31 | 106 | 466 | 7 | 5 | 1 | 1 | — | — | — | — | — | — | |
| 22 | Utilities | (B) | (D) | (D) | 7 | 4 | 2 | — | 1 | — | — | — | — | — | |
| 23 | Construction | 396 | 2 168 | 9 141 | 51 | 30 | 8 | 8 | 3 | 2 | — | — | — | — | |
| 233 | Building, developing & general contracting | 186 | 829 | 3 322 | 16 | 8 | 1 | 3 | 3 | 1 | — | — | — | — | |
| 234 | Heavy construction | 119 | 1 002 | 4 350 | 6 | 1 | — | 4 | — | 1 | — | — | — | — | |

See footnotes at end of table.

Table 6. Counties—Employees, Payroll, and Establishments by Industry: 2000—Con.

[Excludes most government employees, railroad employees, and self-employed persons. Size class 1 to 4 includes establishments with payroll, but no employees, during mid-March pay period. (D) denotes figures withheld to avoid disclosing data for individual companies; the data are included in broader industry totals. Detailed industries with 100 or more employees are shown if industry was not a (D). For explanation of terms, abbreviations, and data reliability/comparability, see introductory text]

| NAICS code | Industry | Number of employees for week including March 12 | Payroll (\$1,000) | | Total number of establishments | Number of establishments by employment-size class | | | | | | | | | |
|---------------------|--|---|-------------------|---------------|--------------------------------|---|-----------|-----------|----------|----------|------------|------------|------------|---------------|--|
| | | | First quarter | Annual | | 1 to 4 | 5 to 9 | 10 to 19 | 20 to 49 | 50 to 99 | 100 to 249 | 250 to 499 | 500 to 999 | 1,000 or more | |
| PRETISS—Con. | | | | | | | | | | | | | | | |
| 31-33 | Manufacturing | 3 795 | 21 414 | 90 531 | 45 | 11 | 3 | 11 | 8 | 2 | 7 | 2 | | 1 | |
| 311 | Food mfg | (C) | (D) | (D) | 2 | 1 | — | — | — | — | 1 | — | — | — | |
| 3116 | Animal slaughtering & processing | (C) | (D) | (D) | 1 | — | — | — | — | — | 1 | — | — | — | |
| 31161 | Animal slaughtering & processing | (C) | (D) | (D) | 1 | — | — | — | — | — | 1 | — | — | — | |
| 315 | Apparel manufacturing | (C) | (D) | (D) | 4 | 2 | — | 1 | — | — | 1 | — | — | — | |
| 3152 | Cut & sew apparel mfg | (C) | (D) | (D) | 4 | 2 | — | 1 | — | — | 1 | — | — | — | |
| 31522 | Men's, boys' cut & sew apparel mfg | (C) | (D) | (D) | 4 | 2 | — | 1 | — | — | 1 | — | — | — | |
| 321 | Wood product mfg | (C) | (D) | (D) | 7 | 3 | — | 2 | — | — | — | — | — | — | |
| 326 | Plastics & rubber products mfg | 559 | 4 484 | 17 223 | 6 | — | — | 2 | 1 | 1 | 1 | 1 | — | — | |
| 3261 | Plastics product mfg | 559 | 4 484 | 17 223 | 6 | — | — | 2 | 1 | 1 | 1 | 1 | — | — | |
| 32619 | Other plastics product mfg | (E) | (D) | (D) | 4 | — | — | 1 | 1 | — | 1 | 1 | — | — | |
| 331 | Primary metal mfg | (C) | (D) | (D) | 1 | — | — | — | — | — | 1 | — | — | — | |
| 3314 | Nonferrous (exc alum) production & processing | (C) | (D) | (D) | 1 | — | — | — | — | — | 1 | — | — | — | |
| 33142 | Copper rolling, drawing, extruding & alloying | (C) | (D) | (D) | 1 | — | — | — | — | — | 1 | — | — | — | |
| 333 | Machinery mfg | (C) | (D) | (D) | 1 | — | — | — | — | — | 1 | — | — | — | |
| 3336 | Engine, turbine & power transmsn equip mfg | (C) | (D) | (D) | 1 | — | — | — | — | — | 1 | — | — | — | |
| 33361 | Engine, turbine & power transmsn equip mfg | (C) | (D) | (D) | 1 | — | — | — | — | — | 1 | — | — | — | |
| 336 | Transportation equipment mfg | (E) | (D) | (D) | 3 | — | — | 1 | 1 | — | — | 1 | — | — | |
| 3363 | Motor vehicle parts mfg | (E) | (D) | (D) | 2 | — | — | — | 1 | — | — | 1 | — | — | |
| 33639 | Other motor vehicle parts mfg | (E) | (D) | (D) | 1 | — | — | — | — | — | — | 1 | — | — | |
| 337 | Furniture & related product mfg | 1 784 | 8 490 | 37 293 | 12 | 1 | 2 | 2 | 3 | 1 | 2 | — | — | 1 | |
| 3371 | HH & institutional furniture & kitchen cabinet mfg | 1 729 | 8 249 | 36 533 | 9 | 1 | 1 | 2 | 1 | 1 | 2 | — | — | 1 | |
| 33712 | Household & institutional furniture mfg | 1 709 | 8 160 | 36 168 | 6 | — | — | 1 | 1 | 1 | 2 | — | — | 1 | |
| 42 | Wholesale trade | 336 | 1 728 | 7 299 | 32 | 22 | 7 | | 1 | 1 | 1 | | | | |
| 421 | Wholesale trade, durable goods | (C) | (D) | (D) | 23 | 16 | 5 | — | 1 | 1 | — | — | — | — | |
| 422 | Wholesale trade, nondurable goods | (C) | (D) | (D) | 9 | 6 | 2 | — | — | — | 1 | — | — | — | |
| 4224 | Grocery & related product whsle | (C) | (D) | (D) | 2 | 1 | — | — | — | — | 1 | — | — | — | |
| 42243 | Dairy product (exc dried or canned) whsle | (C) | (D) | (D) | 1 | — | — | — | — | — | 1 | — | — | — | |
| 44-45 | Retail trade | 875 | 3 202 | 13 314 | 132 | 77 | 35 | 12 | 7 | | 1 | | | | |
| 441 | Motor vehicle & parts dealers | 156 | 888 | 3 523 | 27 | 13 | 11 | 1 | 2 | — | — | — | — | — | |
| 445 | Food & beverage stores | 226 | 703 | 2 772 | 18 | 7 | 3 | 4 | 4 | — | — | — | — | — | |
| 4451 | Grocery stores | (C) | (D) | (D) | 17 | 6 | 3 | 4 | 4 | — | — | — | — | — | |
| 44511 | Grocery (except convenience) stores | 189 | 601 | 2 554 | 11 | 3 | 1 | 3 | 4 | — | — | — | — | — | |
| 445110 | Grocery (except convenience) stores | 189 | 601 | 2 554 | 11 | 3 | 1 | 3 | 4 | — | — | — | — | — | |
| 447 | Gasoline stations | 103 | 269 | 1 171 | 18 | 11 | 4 | 2 | 1 | — | — | — | — | — | |
| 4471 | Gasoline stations | 103 | 269 | 1 171 | 18 | 11 | 4 | 2 | 1 | — | — | — | — | — | |
| 452 | General merchandise stores | 178 | 531 | 2 387 | 7 | 1 | 4 | 1 | — | — | 1 | — | — | — | |
| 4521 | Department stores | (C) | (D) | (D) | 1 | — | — | — | — | — | 1 | — | — | — | |
| 45211 | Department stores | (C) | (D) | (D) | 1 | — | — | — | — | — | 1 | — | — | — | |
| 48-49 | Transportation & warehousing | 274 | 1 184 | 5 034 | 33 | 25 | 4 | 2 | 1 | | 1 | | | | |
| 484 | Truck transportation | (E) | (D) | (D) | 31 | 23 | 4 | 2 | 1 | — | 1 | — | — | — | |
| 4842 | Specialized freight trucking | 210 | 770 | 3 329 | 13 | 8 | 2 | 2 | — | — | 1 | — | — | — | |
| 48421 | Used household & office goods moving | (C) | (D) | (D) | 1 | — | — | — | — | — | 1 | — | — | — | |
| 51 | Information | 104 | 554 | 2 198 | 6 | | 3 | 2 | | | 1 | | | | |
| 52 | Finance & insurance | 168 | 1 048 | 4 501 | 33 | 22 | 8 | 1 | 2 | | | | | | |
| 522 | Credit intermediation & related activities | 137 | 891 | 3 860 | 21 | 12 | 6 | 1 | 2 | — | — | — | — | — | |
| 5221 | Depository credit intermediation | 110 | 728 | 3 119 | 10 | 1 | 6 | 1 | 2 | — | — | — | — | — | |
| 52211 | Commercial banking | 110 | 728 | 3 119 | 10 | 1 | 6 | 1 | 2 | — | — | — | — | — | |
| 522110 | Commercial banking | 110 | 728 | 3 119 | 10 | 1 | 6 | 1 | 2 | — | — | — | — | — | |
| 53 | Real estate & rental & leasing | 39 | 57 | 253 | 11 | 7 | 3 | 1 | | | | | | | |
| 54 | Professional, scientific & technical services | 146 | 825 | 3 759 | 27 | 17 | 7 | 1 | 2 | | | | | | |
| 541 | Professional, scientific & technical services | 146 | 825 | 3 759 | 27 | 17 | 7 | 1 | 2 | — | — | — | — | — | |
| 56 | Admin, support, waste mgt, remediation services | 173 | 719 | 2 834 | 9 | 5 | | 1 | 2 | | 1 | | | | |
| 561 | Administrative & support services | (C) | (D) | (D) | 8 | 5 | — | — | 2 | — | 1 | — | — | — | |
| 5613 | Employment services | (C) | (D) | (D) | 2 | 1 | — | — | — | — | 1 | — | — | — | |
| 56132 | Temporary help services | (C) | (D) | (D) | 1 | — | — | — | — | — | 1 | — | — | — | |
| 61 | Educational services | (B) | (D) | (D) | 4 | | 1 | 1 | | | 1 | | | | |
| 62 | Health care and social assistance | 785 | 3 270 | 14 167 | 39 | 16 | 14 | 5 | | 2 | 2 | | | | |
| 621 | Ambulatory health care services | (C) | (D) | (D) | 24 | 9 | 11 | 4 | — | — | — | — | — | — | |
| 622 | Hospitals | (C) | (D) | (D) | 1 | — | — | — | — | — | 1 | — | — | — | |
| 6221 | General medical & surgical hospitals | (C) | (D) | (D) | 1 | — | — | — | — | — | 1 | — | — | — | |
| 62211 | General medical & surgical hospitals | (C) | (D) | (D) | 1 | — | — | — | — | — | 1 | — | — | — | |
| 623 | Nursing & residential care facilities | (C) | (D) | (D) | 7 | 2 | 2 | 1 | — | — | 2 | — | — | — | |
| 6231 | Nursing care facilities | 190 | 985 | 4 277 | 4 | — | 1 | 1 | — | — | 2 | — | — | — | |
| 62311 | Nursing care facilities | 190 | 985 | 4 277 | 4 | — | 1 | 1 | — | — | 2 | — | — | — | |
| 623110 | Nursing care facilities | 190 | 985 | 4 277 | 4 | — | 1 | 1 | — | — | 2 | — | — | — | |
| 624 | Social assistance | (C) | (D) | (D) | 7 | 5 | 1 | — | — | — | 1 | — | — | — | |
| 6241 | Individual & family services | (C) | (D) | (D) | 2 | 1 | — | — | — | — | 1 | — | — | — | |
| 62412 | Services for elderly & disabled persons | (C) | (D) | (D) | 1 | — | — | — | — | — | 1 | — | — | — | |

See footnotes at end of table.

Table 6. Counties—Employees, Payroll, and Establishments by Industry: 2000—Con.

[Excludes most government employees, railroad employees, and self-employed persons. Size class 1 to 4 includes establishments with payroll, but no employees, during mid-March pay period. (D) denotes figures withheld to avoid disclosing data for individual companies; the data are included in broader industry totals. Detailed industries with 100 or more employees are shown if industry was not a (D). For explanation of terms, abbreviations, and data reliability/comparability, see introductory text]

| NAICS code | Industry | Number of employees for week including March 12 | Payroll (\$1,000) | | Total number of establishments | Number of establishments by employment-size class | | | | | | | | |
|---------------------|--|---|-------------------|---------|--------------------------------|---|--------|----------|----------|----------|------------|------------|------------|---------------|
| | | | First quarter | Annual | | 1 to 4 | 5 to 9 | 10 to 19 | 20 to 49 | 50 to 99 | 100 to 249 | 250 to 499 | 500 to 999 | 1,000 or more |
| PRETISS—Con. | | | | | | | | | | | | | | |
| 71 | Arts, entertainment & recreation | 15 | 44 | 221 | 3 | 2 | 1 | — | — | — | — | — | — | — |
| 72 | Accommodation & food services | 362 | 671 | 2 795 | 31 | 15 | 4 | 5 | 6 | 1 | — | — | — | — |
| 722 | Food services & drinking places | (E) | (D) | (D) | 30 | 15 | 3 | 5 | 6 | 1 | — | — | — | — |
| 7222 | Limited-service eating places | 255 | 470 | 1 893 | 19 | 6 | 3 | 5 | 5 | — | — | — | — | — |
| 72221 | Limited-service eating places | 255 | 470 | 1 893 | 19 | 6 | 3 | 5 | 5 | — | — | — | — | — |
| 81 | Other services (except public administration) | 302 | 1 001 | 4 144 | 60 | 43 | 11 | 5 | — | 1 | — | — | — | — |
| 811 | Repair & maintenance | 130 | 357 | 1 513 | 16 | 12 | 1 | 2 | — | 1 | — | — | — | — |
| 8111 | Automotive repair & maintenance | (C) | (D) | (D) | 14 | 11 | 1 | 1 | — | 1 | — | — | — | — |
| 813 | Religious, grantmaking, civic, prof & like organizations | 107 | 275 | 1 076 | 31 | 25 | 5 | 1 | — | — | — | — | — | — |
| 99 | Unclassified establishments | (A) | (D) | (D) | 4 | 4 | — | — | — | — | — | — | — | — |
| QUITMAN | | | | | | | | | | | | | | |
| | Total | 1 136 | 5 236 | 21 657 | 144 | 94 | 23 | 16 | 7 | 2 | 2 | — | — | — |
| 11 | Forestry, fishing, hunting, and agriculture support | (A) | (D) | (D) | 1 | 1 | — | — | — | — | — | — | — | — |
| 22 | Utilities | (B) | (D) | (D) | 9 | 8 | 1 | — | — | — | — | — | — | — |
| 23 | Construction | 18 | 41 | 267 | 7 | 6 | — | 1 | — | — | — | — | — | — |
| 31-33 | Manufacturing | 265 | 1 199 | 4 650 | 5 | 1 | 1 | — | — | 2 | 1 | — | — | — |
| 335 | Electrical equip, appliance & component mfg | (C) | (D) | (D) | 1 | — | — | — | — | — | 1 | — | — | — |
| 3359 | Other electrical equipment & component mfg | (C) | (D) | (D) | 1 | — | — | — | — | — | 1 | — | — | — |
| 33593 | Wiring device mfg | (C) | (D) | (D) | 1 | — | — | — | — | — | 1 | — | — | — |
| 42 | Wholesale trade | (A) | (D) | (D) | 5 | 4 | 1 | — | — | — | — | — | — | — |
| 44-45 | Retail trade | 232 | 959 | 4 136 | 33 | 15 | 8 | 8 | 2 | — | — | — | — | — |
| 48-49 | Transportation & warehousing | (A) | (D) | (D) | 4 | 3 | 1 | — | — | — | — | — | — | — |
| 51 | Information | 15 | 93 | 341 | 4 | 3 | — | 1 | — | — | — | — | — | — |
| 52 | Finance & insurance | 80 | 532 | 2 282 | 11 | 7 | 2 | — | 2 | — | — | — | — | — |
| 53 | Real estate & rental & leasing | 10 | 26 | 148 | 5 | 5 | — | — | — | — | — | — | — | — |
| 54 | Professional, scientific & technical services | 16 | 52 | 210 | 5 | 4 | 1 | — | — | — | — | — | — | — |
| 56 | Admin, support, waste mgt, remediation services | 27 | 250 | 1 109 | 3 | 1 | 1 | 1 | — | — | — | — | — | — |
| 61 | Educational services | (B) | (D) | (D) | 1 | — | — | — | 1 | — | — | — | — | — |
| 62 | Health care and social assistance | 248 | 1 283 | 4 851 | 14 | 6 | 4 | 2 | 1 | — | 1 | — | — | — |
| 622 | Hospitals | (C) | (D) | (D) | 1 | — | — | — | — | — | 1 | — | — | — |
| 6221 | General medical & surgical hospitals | (C) | (D) | (D) | 1 | — | — | — | — | — | 1 | — | — | — |
| 62211 | General medical & surgical hospitals | (C) | (D) | (D) | 1 | — | — | — | — | — | 1 | — | — | — |
| 71 | Arts, entertainment & recreation | (A) | (D) | (D) | 1 | 1 | — | — | — | — | — | — | — | — |
| 72 | Accommodation & food services | 51 | 98 | 433 | 7 | 5 | — | 1 | 1 | — | — | — | — | — |
| 81 | Other services (except public administration) | 75 | 221 | 916 | 26 | 21 | 3 | 2 | — | — | — | — | — | — |
| 99 | Unclassified establishments | (A) | (D) | (D) | 3 | 3 | — | — | — | — | — | — | — | — |
| RANKIN | | | | | | | | | | | | | | |
| | Total | 39 826 | 241 766 | 991 885 | 2 510 | 1 283 | 517 | 318 | 257 | 68 | 49 | 12 | 4 | 2 |
| 11 | Forestry, fishing, hunting, and agriculture support | 115 | 1 517 | 4 714 | 15 | 8 | 2 | 3 | 2 | — | — | — | — | — |
| 21 | Mining | 36 | 212 | 992 | 9 | 7 | 1 | — | 1 | — | — | — | — | — |
| 22 | Utilities | 197 | 2 072 | 7 575 | 21 | 13 | 3 | 2 | 3 | — | — | — | — | — |
| 221 | Utilities | 197 | 2 072 | 7 575 | 21 | 13 | 3 | 2 | 3 | — | — | — | — | — |
| 2211 | Elec pwr generation, transmsn & distribution | 109 | 1 282 | 5 080 | 5 | — | 2 | 1 | 2 | — | — | — | — | — |
| 22112 | Electric pwr transmsn, control & distribution | 109 | 1 282 | 5 080 | 5 | — | 2 | 1 | 2 | — | — | — | — | — |
| 221122 | Electric power distribution | 109 | 1 282 | 5 080 | 5 | — | 2 | 1 | 2 | — | — | — | — | — |

See footnotes at end of table.

Table 6. Counties—Employees, Payroll, and Establishments by Industry: 2000—Con.

[Excludes most government employees, railroad employees, and self-employed persons. Size class 1 to 4 includes establishments with payroll, but no employees, during mid-March pay period. (D) denotes figures withheld to avoid disclosing data for individual companies; the data are included in broader industry totals. Detailed industries with 100 or more employees are shown if industry was not a (D). For explanation of terms, abbreviations, and data reliability/comparability, see introductory text]

| NAICS code | Industry | Number of employees for week including March 12 | Payroll (\$1,000) | | Total number of establishments | Number of establishments by employment-size class | | | | | | | | |
|--------------------|--|---|-------------------|----------------|--------------------------------|---|-----------|-----------|-----------|----------|------------|------------|------------|---------------|
| | | | First quarter | Annual | | 1 to 4 | 5 to 9 | 10 to 19 | 20 to 49 | 50 to 99 | 100 to 249 | 250 to 499 | 500 to 999 | 1,000 or more |
| RANKIN—Con. | | | | | | | | | | | | | | |
| 23 | Construction | 3 101 | 17 318 | 76 759 | 335 | 190 | 67 | 40 | 27 | 7 | 4 | — | — | — |
| 233 | Building, developing & general contracting | 585 | 3 005 | 13 725 | 94 | 59 | 18 | 9 | 6 | 2 | — | — | — | — |
| 2332 | Residential building construction | (E) | (D) | (D) | 61 | 42 | 10 | 6 | 2 | 1 | — | — | — | — |
| 23321 | Single-family housing construction | 294 | 1 142 | 4 832 | 59 | 42 | 8 | 6 | 2 | 1 | — | — | — | — |
| 233210 | Single-family housing construction | 294 | 1 142 | 4 832 | 59 | 42 | 8 | 6 | 2 | 1 | — | — | — | — |
| 2333 | Nonresidential building construction | 265 | 1 620 | 7 757 | 24 | 9 | 7 | 3 | 4 | 1 | — | — | — | — |
| 23332 | Commercial & institutional bldg construction | 252 | 1 493 | 6 965 | 21 | 7 | 6 | 3 | 4 | 1 | — | — | — | — |
| 233320 | Commercial & institutional bldg construction | 252 | 1 493 | 6 965 | 21 | 7 | 6 | 3 | 4 | 1 | — | — | — | — |
| 234 | Heavy construction | 396 | 2 326 | 11 731 | 24 | 9 | 6 | 4 | 4 | — | 1 | — | — | — |
| 2349 | Other heavy construction | 317 | 1 815 | 9 257 | 19 | 8 | 4 | 3 | 3 | — | 1 | — | — | — |
| 23491 | Water, sewer & pipeline construction | (C) | (D) | (D) | 3 | 1 | 1 | — | — | — | 1 | — | — | — |
| 23499 | All other heavy construction | 112 | 554 | 2 386 | 10 | 5 | 1 | 2 | 2 | — | — | — | — | — |
| 234990 | All other heavy construction | 112 | 554 | 2 386 | 10 | 5 | 1 | 2 | 2 | — | — | — | — | — |
| 235 | Special trade contractors | 2 120 | 11 987 | 51 303 | 217 | 122 | 43 | 27 | 17 | 5 | 3 | — | — | — |
| 2351 | Plumbing, heating & AC contractor | 588 | 2 606 | 11 372 | 56 | 33 | 11 | 6 | 4 | 1 | 1 | — | — | — |
| 23511 | Plumbing, heating & AC contractor | 588 | 2 606 | 11 372 | 56 | 33 | 11 | 6 | 4 | 1 | 1 | — | — | — |
| 235110 | Plumbing, heating & AC contractor | 588 | 2 606 | 11 372 | 56 | 33 | 11 | 6 | 4 | 1 | 1 | — | — | — |
| 2353 | Electrical contractors | 692 | 5 019 | 21 666 | 41 | 22 | 3 | 6 | 6 | 2 | 2 | — | — | — |
| 23531 | Electrical contractors | 692 | 5 019 | 21 666 | 41 | 22 | 3 | 6 | 6 | 2 | 2 | — | — | — |
| 235310 | Electrical contractors | 692 | 5 019 | 21 666 | 41 | 22 | 3 | 6 | 6 | 2 | 2 | — | — | — |
| 2354 | Masonry, drywall, insulation, tile contractors | 154 | 723 | 2 645 | 24 | 12 | 8 | 3 | 1 | — | — | — | — | — |
| 2357 | Concrete contractors | 144 | 768 | 3 084 | 8 | 2 | 2 | 2 | 1 | 1 | — | — | — | — |
| 23571 | Concrete contractors | 144 | 768 | 3 084 | 8 | 2 | 2 | 2 | 1 | 1 | — | — | — | — |
| 235710 | Concrete contractors | 144 | 768 | 3 084 | 8 | 2 | 2 | 2 | 1 | 1 | — | — | — | — |
| 2359 | Other special trade contractors | 322 | 1 918 | 8 654 | 35 | 18 | 7 | 5 | 4 | 1 | — | — | — | — |
| 23599 | All other special trade contractors | 197 | 1 204 | 5 071 | 16 | 5 | 5 | 3 | 2 | 1 | — | — | — | — |
| 235990 | All other special trade contractors | 197 | 1 204 | 5 071 | 16 | 5 | 5 | 3 | 2 | 1 | — | — | — | — |
| 31-33 | Manufacturing | 6 193 | 43 963 | 179 901 | 125 | 36 | 18 | 20 | 20 | 8 | 18 | 5 | — | — |
| 311 | Food mfg | 517 | 2 512 | 10 990 | 9 | 3 | 2 | 2 | — | — | 1 | 1 | — | — |
| 3116 | Animal slaughtering & processing | (E) | (D) | (D) | 3 | 1 | — | 1 | — | — | — | 1 | — | — |
| 31161 | Animal slaughtering & processing | (E) | (D) | (D) | 3 | 1 | — | 1 | — | — | — | 1 | — | — |
| 3118 | Bakeries & tortilla mfg | (C) | (D) | (D) | 3 | 1 | 1 | — | — | — | 1 | — | — | — |
| 31181 | Bread & bakery product mfg | (C) | (D) | (D) | 3 | 1 | 1 | — | — | — | 1 | — | — | — |
| 314 | Textile product mills | (C) | (D) | (D) | 1 | — | — | — | — | — | 1 | — | — | — |
| 3149 | Other textile product mills | (C) | (D) | (D) | 1 | — | — | — | — | — | 1 | — | — | — |
| 31499 | All other textile product mills | (C) | (D) | (D) | 1 | — | — | — | — | — | 1 | — | — | — |
| 322 | Paper mfg | 554 | 4 742 | 18 342 | 5 | — | — | — | — | 2 | 3 | — | — | — |
| 3222 | Converted paper product mfg | 554 | 4 742 | 18 342 | 5 | — | — | — | — | 2 | 3 | — | — | — |
| 32221 | Paperboard container mfg | 554 | 4 742 | 18 342 | 5 | — | — | — | — | 2 | 3 | — | — | — |
| 322211 | Corrugated & solid fiber box mfg | 554 | 4 742 | 18 342 | 5 | — | — | — | — | 2 | 3 | — | — | — |
| 323 | Printing & related support activities | 142 | 1 240 | 4 754 | 10 | 6 | 1 | 1 | 1 | 1 | — | — | — | — |
| 3231 | Printing & related support activities | 142 | 1 240 | 4 754 | 10 | 6 | 1 | 1 | 1 | 1 | — | — | — | — |
| 325 | Chemical mfg | 518 | 4 815 | 20 729 | 10 | — | 2 | 1 | 4 | 1 | 2 | — | — | — |
| 3256 | Soap, cleaners & toilet preparation mfg | (C) | (D) | (D) | 2 | — | — | — | 1 | — | 1 | — | — | — |
| 32561 | Soap & cleaning compound mfg | (C) | (D) | (D) | 2 | — | — | — | 1 | — | 1 | — | — | — |
| 3259 | Other chemical product & preparation mfg | (C) | (D) | (D) | 2 | — | — | — | — | — | 1 | — | — | — |
| 32599 | All other chemical product & preparation mfg | (C) | (D) | (D) | 2 | — | — | — | — | — | 1 | — | — | — |
| 326 | Plastics & rubber products mfg | 307 | 1 909 | 7 797 | 8 | 4 | 1 | 1 | — | — | 2 | — | — | — |
| 3261 | Plastics product mfg | (E) | (D) | (D) | 4 | 2 | — | — | — | — | 2 | — | — | — |
| 32619 | Other plastics product mfg | (E) | (D) | (D) | 2 | — | — | — | — | — | 2 | — | — | — |
| 327 | Nonmetallic mineral product mfg | 552 | 3 340 | 13 237 | 8 | 3 | 1 | 2 | — | — | 1 | 1 | — | — |
| 3271 | Clay product & refractory mfg | (E) | (D) | (D) | 2 | 1 | — | — | — | — | — | 1 | — | — |
| 32711 | Pottery, ceramics & plumbing fixture mfg | (E) | (D) | (D) | 2 | 1 | — | — | — | — | — | 1 | — | — |
| 3279 | Other nonmetallic mineral product mfg | (C) | (D) | (D) | 2 | — | — | 1 | — | — | 1 | — | — | — |
| 32799 | All other nonmetallic mineral product mfg | (C) | (D) | (D) | 2 | — | — | 1 | — | — | 1 | — | — | — |
| 331 | Primary metal mfg | (F) | (D) | (D) | 3 | 1 | — | — | — | — | 1 | 1 | — | — |
| 3311 | Iron & steel mills & ferroalloy mfg | (C) | (D) | (D) | 1 | — | — | — | — | — | 1 | — | — | — |
| 33111 | Iron & steel mills & ferroalloy mfg | (C) | (D) | (D) | 1 | — | — | — | — | — | 1 | — | — | — |
| 3313 | Alumina & aluminum production & processing | (E) | (D) | (D) | 1 | — | — | — | — | — | — | 1 | — | — |
| 33131 | Alumina & aluminum production & processing | (E) | (D) | (D) | 1 | — | — | — | — | — | — | 1 | — | — |
| 332 | Fabricated metal product mfg | 566 | 4 030 | 16 642 | 22 | 4 | 4 | 6 | 6 | 1 | 1 | — | — | — |
| 3323 | Architectural & structural metals mfg | 366 | 2 630 | 11 055 | 10 | 1 | 3 | 2 | 2 | 1 | 1 | — | — | — |
| 33231 | Plate work & fabricated structural prod mfg | (E) | (D) | (D) | 7 | — | 2 | 1 | 2 | 1 | 1 | — | — | — |
| 3327 | Mach shops, turn prod, screw, nut, bolt mfg | 125 | 943 | 3 547 | 8 | 3 | — | 3 | 2 | — | — | — | — | — |
| 33271 | Machine shops | 125 | 943 | 3 547 | 8 | 3 | — | 3 | 2 | — | — | — | — | — |
| 332710 | Machine shops | 125 | 943 | 3 547 | 8 | 3 | — | 3 | 2 | — | — | — | — | — |
| 333 | Machinery mfg | 152 | 949 | 3 605 | 8 | 3 | — | 2 | 2 | 1 | — | — | — | — |
| 335 | Electrical equip, appliance & component mfg | 1 042 | 8 690 | 38 119 | 7 | — | — | 1 | 1 | — | 3 | 2 | — | — |
| 3353 | Electrical equipment mfg | (E) | (D) | (D) | 2 | — | — | 1 | — | — | — | 1 | — | — |
| 33531 | Electrical equipment mfg | (E) | (D) | (D) | 2 | — | — | 1 | — | — | — | 1 | — | — |
| 3359 | Other electrical equipment & component mfg | (F) | (D) | (D) | 4 | — | — | — | — | — | 3 | 1 | — | — |
| 33591 | Battery mfg | (E) | (D) | (D) | 1 | — | — | — | — | — | — | 1 | — | — |
| 33592 | Communication & energy wire & cable mfg | (E) | (D) | (D) | 2 | — | — | — | — | — | — | 2 | — | — |
| 33593 | Wiring device mfg | (C) | (D) | (D) | 1 | — | — | — | — | — | 1 | — | — | — |

See footnotes at end of table.

Table 6. Counties—Employees, Payroll, and Establishments by Industry: 2000—Con.

[Excludes most government employees, railroad employees, and self-employed persons. Size class 1 to 4 includes establishments with payroll, but no employees, during mid-March pay period. (D) denotes figures withheld to avoid disclosing data for individual companies; the data are included in broader industry totals. Detailed industries with 100 or more employees are shown if industry was not a (D). For explanation of terms, abbreviations, and data reliability/comparability, see introductory text]

| NAICS code | Industry | Number of employees for week including March 12 | Payroll (\$1,000) | | Total number of establishments | Number of establishments by employment-size class | | | | | | | | |
|---------------------------------|--|---|-------------------|----------------|--------------------------------|---|------------|-----------|-----------|-----------|------------|------------|------------|---------------|
| | | | First quarter | Annual | | 1 to 4 | 5 to 9 | 10 to 19 | 20 to 49 | 50 to 99 | 100 to 249 | 250 to 499 | 500 to 999 | 1,000 or more |
| | | | | | | | | | | | | | | |
| RANKIN—Con. | | | | | | | | | | | | | | |
| 31-33 Manufacturing—Con. | | | | | | | | | | | | | | |
| 336 | Transportation equipment mfg | (F) | (D) | (D) | 4 | — | 1 | — | — | — | 3 | — | — | — |
| 3363 | Motor vehicle parts mfg | (F) | (D) | (D) | 4 | — | 1 | — | — | — | 3 | — | — | — |
| 33631 | Motor vehicle gas engine & engine parts mfg . | (C) | (D) | (D) | 1 | — | — | — | — | — | 1 | — | — | — |
| 33632 | MV electrical & electronic equipment mfg | (C) | (D) | (D) | 1 | — | — | — | — | — | 1 | — | — | — |
| 33639 | Other motor vehicle parts mfg | (C) | (D) | (D) | 1 | — | — | — | — | — | 1 | — | — | — |
| 337 | Furniture & related product mfg | 151 | 715 | 2 643 | 4 | — | 1 | — | 2 | 1 | — | — | — | — |
| 3371 | HH & institutional furniture & kitchen cabinet mfg | (C) | (D) | (D) | 3 | — | 1 | — | 1 | 1 | — | — | — | — |
| 42 | Wholesale trade | 3 987 | 34 158 | 140 842 | 205 | 75 | 45 | 37 | 32 | 10 | 4 | 2 | — | — |
| 421 | Wholesale trade, durable goods | 2 392 | 20 364 | 82 206 | 145 | 53 | 33 | 28 | 20 | 8 | 3 | — | — | — |
| 4211 | Motor vehicle, motor vehicle pt & supply whsle . | 909 | 7 307 | 29 606 | 27 | 4 | 7 | 6 | 5 | 3 | 2 | — | — | — |
| 42111 | Automobile & other motor vehicle whsle | 705 | 5 595 | 22 522 | 12 | 1 | 2 | 2 | 2 | 3 | 2 | — | — | — |
| 421110 | Automobile & other motor vehicle whsle | 705 | 5 595 | 22 522 | 12 | 1 | 2 | 2 | 2 | 3 | 2 | — | — | — |
| 42112 | Motor vehicle supplies & new parts whsle | 151 | 1 337 | 5 246 | 10 | 3 | 3 | 1 | 3 | — | — | — | — | — |
| 421120 | Motor vehicle supplies & new parts whsle .. | 151 | 1 337 | 5 246 | 10 | 3 | 3 | 1 | 3 | — | — | — | — | — |
| 4213 | Lumber & other construction materials whsle . . . | 146 | 1 319 | 5 016 | 13 | 4 | 2 | 5 | 2 | — | — | — | — | — |
| 4214 | Professional & commercial equip & supp whsle . | 260 | 2 817 | 10 726 | 17 | 4 | 5 | 3 | 4 | 1 | — | — | — | — |
| 42145 | Medical, dental, hospital equip & supp whsle . | 132 | 1 484 | 5 730 | 5 | 1 | — | 1 | 2 | 1 | — | — | — | — |
| 421450 | Medical, dental, hospital equip & supp whsle | 132 | 1 484 | 5 730 | 5 | 1 | — | 1 | 2 | 1 | — | — | — | — |
| 4215 | Metal & mineral (except petroleum) whsle | 153 | 1 299 | 5 387 | 7 | 2 | 1 | 1 | 2 | 1 | — | — | — | — |
| 42151 | Metal service centers & offices whsle | 153 | 1 299 | 5 387 | 7 | 2 | 1 | 1 | 2 | 1 | — | — | — | — |
| 421510 | Metal service centers & offices whsle | 153 | 1 299 | 5 387 | 7 | 2 | 1 | 1 | 2 | 1 | — | — | — | — |
| 4217 | Hardware, plumb & heating equip & sup whsle . . | 173 | 1 301 | 4 907 | 13 | 6 | — | 4 | 2 | 1 | — | — | — | — |
| 42173 | Warm air heating & AC equip & supplies whsle | 132 | 1 085 | 4 042 | 6 | — | — | 4 | 1 | 1 | — | — | — | — |
| 421730 | Warm air heating & AC equip & supplies whsle | 132 | 1 085 | 4 042 | 6 | — | — | 4 | 1 | 1 | — | — | — | — |
| 4218 | Machinery, equipment & supplies whsle | 577 | 5 020 | 20 863 | 39 | 15 | 12 | 5 | 4 | 2 | 1 | — | — | — |
| 42181 | Const & mining (exc petroleum) equip whsle . | 281 | 2 451 | 10 627 | 10 | 2 | 3 | 2 | 1 | 1 | — | — | — | — |
| 421810 | Const & mining (exc petroleum) equip whsle | 281 | 2 451 | 10 627 | 10 | 2 | 3 | 2 | 1 | 1 | — | — | — | — |
| 42183 | Industrial machinery & equipment whsle | 227 | 2 037 | 8 087 | 19 | 9 | 4 | 3 | 2 | 1 | — | — | — | — |
| 421830 | Industrial machinery & equipment whsle | 227 | 2 037 | 8 087 | 19 | 9 | 4 | 3 | 2 | 1 | — | — | — | — |
| 422 | Wholesale trade, nondurable goods | 1 595 | 13 794 | 58 636 | 60 | 22 | 12 | 9 | 12 | 2 | 1 | 2 | — | — |
| 4224 | Grocery & related product whsle | 613 | 5 550 | 22 204 | 17 | 6 | 2 | 2 | 4 | 2 | — | 1 | — | — |
| 42242 | Packaged frozen food whsle | (E) | (D) | (D) | 1 | — | — | — | — | — | — | 1 | — | — |
| 42249 | Other grocery & related products whsle | 256 | 1 737 | 6 740 | 9 | 2 | 1 | 1 | 3 | 2 | — | — | — | — |
| 422490 | Other grocery & related products whsle | 256 | 1 737 | 6 740 | 9 | 2 | 1 | 1 | 3 | 2 | — | — | — | — |
| 4227 | Petroleum & petroleum products whsle | 547 | 4 909 | 22 833 | 8 | 2 | — | 2 | 3 | — | — | 1 | — | — |
| 42271 | Petroleum bulk stations & terminals | (F) | (D) | (D) | 7 | 1 | — | 2 | 3 | — | — | 1 | — | — |
| 4229 | Miscellaneous nondurable goods whsle | 136 | 990 | 4 085 | 6 | 2 | 2 | 1 | — | — | — | 1 | — | — |
| 42294 | Tobacco & tobacco product whsle | (C) | (D) | (D) | 1 | — | — | — | — | — | — | — | — | — |
| 44-45 | Retail trade | 4 931 | 23 965 | 99 968 | 384 | 176 | 112 | 55 | 24 | 10 | 5 | 1 | 1 | — |
| 441 | Motor vehicle & parts dealers | 758 | 6 280 | 26 200 | 51 | 22 | 13 | 9 | 4 | 1 | 2 | — | — | — |
| 4411 | Automobile dealers | 340 | 4 030 | 16 506 | 11 | 4 | 4 | 1 | — | — | 2 | — | — | — |
| 44111 | New car dealers | (E) | (D) | (D) | 3 | — | — | — | — | — | 2 | — | — | — |
| 4413 | Automotive parts, accessories & tire stores | 388 | 2 117 | 9 126 | 32 | 12 | 7 | 8 | 4 | 1 | — | — | — | — |
| 44131 | Automotive parts, accessories & tire stores .. | 299 | 1 529 | 6 026 | 20 | 6 | 4 | 6 | 3 | 1 | — | — | — | — |
| 441310 | Automotive parts, accessories & tire stores . | 299 | 1 529 | 6 026 | 20 | 6 | 4 | 6 | 3 | 1 | — | — | — | — |
| 442 | Furniture & home furnishing stores | 423 | 2 420 | 11 818 | 28 | 11 | 10 | 3 | 3 | — | 1 | — | — | — |
| 4421 | Furniture stores | 369 | 2 181 | 10 543 | 14 | 3 | 5 | 2 | 3 | — | 1 | — | — | — |
| 44211 | Furniture stores | 369 | 2 181 | 10 543 | 14 | 3 | 5 | 2 | 3 | — | 1 | — | — | — |
| 442110 | Furniture stores | 369 | 2 181 | 10 543 | 14 | 3 | 5 | 2 | 3 | — | 1 | — | — | — |
| 444 | Bldg material & garden equip & supp dealers | 451 | 2 243 | 10 006 | 40 | 18 | 7 | 9 | 5 | 1 | — | — | — | — |
| 4441 | Building material & supplies dealers | 372 | 2 026 | 9 044 | 33 | 15 | 7 | 6 | 4 | 1 | — | — | — | — |
| 44419 | Other building material dealers | 213 | 1 484 | 6 681 | 20 | 7 | 5 | 5 | 3 | — | — | — | — | — |
| 444190 | Other building material dealers | 213 | 1 484 | 6 681 | 20 | 7 | 5 | 5 | 3 | — | — | — | — | — |
| 445 | Food & beverage stores | 823 | 3 112 | 12 137 | 28 | 12 | 4 | 1 | 2 | 7 | 2 | — | — | — |
| 4451 | Grocery stores | 798 | 2 921 | 11 235 | 22 | 8 | 3 | — | 2 | 7 | 2 | — | — | — |
| 44511 | Grocery (except convenience) stores | 784 | 2 884 | 11 072 | 17 | 4 | 2 | — | 2 | 7 | 2 | — | — | — |
| 445110 | Grocery (except convenience) stores | 784 | 2 884 | 11 072 | 17 | 4 | 2 | — | 2 | 7 | 2 | — | — | — |
| 446 | Health & personal care stores | 213 | 949 | 4 141 | 26 | 10 | 5 | 10 | 1 | — | — | — | — | — |
| 4461 | Health & personal care stores | 213 | 949 | 4 141 | 26 | 10 | 5 | 10 | 1 | — | — | — | — | — |
| 44611 | Pharmacies & drug stores | 185 | 855 | 3 794 | 17 | 4 | 2 | 10 | 1 | — | — | — | — | — |
| 446110 | Pharmacies & drug stores | 185 | 855 | 3 794 | 17 | 4 | 2 | 10 | 1 | — | — | — | — | — |
| 447 | Gasoline stations | 500 | 1 919 | 7 954 | 72 | 34 | 28 | 7 | 3 | — | — | — | — | — |
| 4471 | Gasoline stations | 500 | 1 919 | 7 954 | 72 | 34 | 28 | 7 | 3 | — | — | — | — | — |
| 44711 | Gasoline stations with convenience stores . . . | 338 | 1 264 | 5 431 | 54 | 23 | 24 | 6 | 1 | — | — | — | — | — |
| 447110 | Gasoline stations with convenience stores . . | 338 | 1 264 | 5 431 | 54 | 23 | 24 | 6 | 1 | — | — | — | — | — |
| 44719 | Other gasoline stations | 162 | 655 | 2 523 | 18 | 11 | 4 | 1 | 2 | — | — | — | — | — |
| 447190 | Other gasoline stations | 162 | 655 | 2 523 | 18 | 11 | 4 | 1 | 2 | — | — | — | — | — |
| 448 | Clothing & clothing accessories stores | 106 | 278 | 1 130 | 23 | 16 | 3 | 4 | — | — | — | — | — | — |
| 452 | General merchandise stores | 1 114 | 4 112 | 16 299 | 26 | 5 | 9 | 7 | 3 | — | — | 1 | 1 | — |
| 4521 | Department stores | (F) | (D) | (D) | 3 | — | — | — | 1 | — | — | 1 | 1 | — |
| 45211 | Department stores | (F) | (D) | (D) | 3 | — | — | — | 1 | — | — | 1 | 1 | — |
| 4529 | Other general merchandise stores | (C) | (D) | (D) | 23 | 5 | 9 | 7 | 2 | — | — | — | — | — |
| 45299 | All other general merchandise stores | (C) | (D) | (D) | 23 | 5 | 9 | 7 | 2 | — | — | — | — | — |

See footnotes at end of table.

Table 6. Counties—Employees, Payroll, and Establishments by Industry: 2000—Con.

[Excludes most government employees, railroad employees, and self-employed persons. Size class 1 to 4 includes establishments with payroll, but no employees, during mid-March pay period. (D) denotes figures withheld to avoid disclosing data for individual companies; the data are included in broader industry totals. Detailed industries with 100 or more employees are shown if industry was not a (D). For explanation of terms, abbreviations, and data reliability/comparability, see introductory text]

| NAICS code | Industry | Number of employees for week including March 12 | Payroll (\$1,000) | | Total number of establishments | Number of establishments by employment-size class | | | | | | | | | | |
|--------------|---|---|-------------------|---------------|--------------------------------|---|-----------|-----------|-----------|----------|------------|------------|------------|---------------|---|---|
| | | | First quarter | Annual | | 1 to 4 | 5 to 9 | 10 to 19 | 20 to 49 | 50 to 99 | 100 to 249 | 250 to 499 | 500 to 999 | 1,000 or more | | |
| 44-45 | RANKIN—Con. | | | | | | | | | | | | | | | |
| | Retail trade—Con. | | | | | | | | | | | | | | | |
| 453 | Miscellaneous store retailers | 317 | 1 638 | 6 571 | 51 | 24 | 20 | 4 | 3 | — | — | — | — | — | — | — |
| 4539 | Other miscellaneous store retailers | 175 | 1 150 | 4 804 | 23 | 10 | 9 | 1 | 3 | — | — | — | — | — | — | — |
| 45399 | All other miscellaneous store retailers | (C) | (D) | (D) | 13 | 7 | 4 | — | 2 | — | — | — | — | — | — | — |
| 454 | Nonstore retailers | 153 | 689 | 2 535 | 18 | 10 | 6 | 1 | — | 1 | — | — | — | — | — | — |
| 48-49 | Transportation & warehousing..... | 2 737 | 22 523 | 89 808 | 134 | 64 | 21 | 17 | 22 | 1 | 8 | 1 | — | — | — | — |
| 484 | Truck transportation | 2 117 | 18 710 | 73 517 | 92 | 47 | 11 | 11 | 14 | 1 | 7 | 1 | — | — | — | — |
| 4841 | General freight trucking | 1 726 | 16 061 | 61 767 | 59 | 27 | 5 | 8 | 12 | 1 | 5 | 1 | — | — | — | — |
| 48412 | General freight trucking, long-distance | 1 660 | 15 693 | 60 278 | 46 | 18 | 5 | 4 | 12 | 1 | 5 | 1 | — | — | — | — |
| 484121 | General freight trucking, long-distance, TL | 766 | 5 961 | 20 587 | 34 | 15 | 5 | 3 | 8 | 1 | 2 | — | — | — | — | — |
| 484122 | General freight trucking, long-distance, LTL | 894 | 9 732 | 39 691 | 12 | 3 | — | 1 | 4 | — | 3 | 1 | — | — | — | — |
| 4842 | Specialized freight trucking | 391 | 2 649 | 11 750 | 33 | 20 | 6 | 3 | 2 | — | 2 | — | — | — | — | — |
| 48423 | Specialized freight (exc used) trucking, LDist | 343 | 2 412 | 10 788 | 16 | 8 | 2 | 2 | 2 | — | 2 | — | — | — | — | — |
| 484230 | Specialized freight (exc used) trucking, LDist | 343 | 2 412 | 10 788 | 16 | 8 | 2 | 2 | 2 | — | 2 | — | — | — | — | — |
| 488 | Transportation support activities | 162 | 1 110 | 4 119 | 17 | 9 | 5 | — | 3 | — | — | — | — | — | — | — |
| 492 | Couriers & messengers | 267 | 1 527 | 7 287 | 8 | 2 | 2 | 1 | 2 | — | 1 | — | — | — | — | — |
| 4921 | Couriers | 267 | 1 527 | 7 287 | 8 | 2 | 2 | 1 | 2 | — | 1 | — | — | — | — | — |
| 49211 | Couriers | 267 | 1 527 | 7 287 | 8 | 2 | 2 | 1 | 2 | — | 1 | — | — | — | — | — |
| 492110 | Couriers | 267 | 1 527 | 7 287 | 8 | 2 | 2 | 1 | 2 | — | 1 | — | — | — | — | — |
| 51 | Information | 594 | 4 437 | 18 941 | 46 | 24 | 9 | 4 | 6 | 3 | — | — | — | — | — | — |
| 512 | Motion picture & sound recording industries | 102 | 195 | 716 | 4 | 2 | — | — | 1 | 1 | — | — | — | — | — | — |
| 5121 | Motion picture & video industries | 102 | 195 | 716 | 4 | 2 | — | — | 1 | 1 | — | — | — | — | — | — |
| 51213 | Motion picture & video exhibition | (C) | (D) | (D) | 2 | — | — | — | 1 | 1 | — | — | — | — | — | — |
| 513 | Broadcasting & telecommunications | 379 | 3 780 | 16 163 | 22 | 9 | 4 | 3 | 4 | 2 | — | — | — | — | — | — |
| 5132 | Cable networks & program distribution | (C) | (D) | (D) | 4 | 1 | — | 1 | 2 | — | — | — | — | — | — | — |
| 51322 | Cable & other program distribution | 103 | 954 | 3 396 | 3 | — | — | 1 | 2 | — | — | — | — | — | — | — |
| 513220 | Cable & other program distribution | 103 | 954 | 3 396 | 3 | — | — | 1 | 2 | — | — | — | — | — | — | — |
| 5133 | Telecommunications | 266 | 2 767 | 12 133 | 15 | 6 | 3 | 2 | 2 | 2 | — | — | — | — | — | — |
| 51331 | Wired telecommunications carriers | 151 | 1 379 | 5 337 | 10 | 5 | 1 | 1 | 2 | 1 | — | — | — | — | — | — |
| 513310 | Wired telecommunications carriers | 151 | 1 379 | 5 337 | 10 | 5 | 1 | 1 | 2 | 1 | — | — | — | — | — | — |
| 52 | Finance & insurance | 1 903 | 19 269 | 68 468 | 165 | 100 | 39 | 13 | 8 | 2 | 2 | — | — | — | — | — |
| 522 | Credit intermediation & related activities | 763 | 5 585 | 22 223 | 77 | 33 | 30 | 7 | 5 | 1 | 1 | — | — | — | — | — |
| 5221 | Depository credit intermediation | (F) | (D) | (D) | 41 | 7 | 21 | 7 | 4 | 1 | 1 | — | — | — | — | — |
| 52211 | Commercial banking | 609 | 4 194 | 16 736 | 39 | 6 | 21 | 6 | 4 | 1 | 1 | — | — | — | — | — |
| 522110 | Commercial banking | 609 | 4 194 | 16 736 | 39 | 6 | 21 | 6 | 4 | 1 | 1 | — | — | — | — | — |
| 5222 | Nondepository credit intermediation | 123 | 1 187 | 4 633 | 27 | 18 | 8 | — | 1 | — | — | — | — | — | — | — |
| 52229 | Other nondepository credit intermediation | 100 | 977 | 3 921 | 20 | 13 | 6 | — | 1 | — | — | — | — | — | — | — |
| 524 | Insurance carriers & related activities | 1 126 | 13 572 | 45 734 | 81 | 61 | 8 | 6 | 3 | 1 | 1 | — | — | — | — | — |
| 5241 | Insurance carriers | 907 | 11 917 | 38 881 | 31 | 21 | 2 | 5 | 1 | — | 1 | — | — | — | — | — |
| 52411 | Direct life, health, medical insurance carriers .. | 840 | 10 883 | 35 563 | 11 | 4 | 1 | 3 | 1 | — | 1 | — | — | — | — | — |
| 5242 | Agencies & other insurance related activities .. | 219 | 1 655 | 6 853 | 50 | 40 | 6 | 1 | 2 | 1 | — | — | — | — | — | — |
| 52421 | Insurance agencies & brokerages | 162 | 1 201 | 3 333 | 39 | 34 | 2 | 1 | 1 | 1 | — | — | — | — | — | — |
| 524210 | Insurance agencies & brokerages | 162 | 1 201 | 3 333 | 39 | 34 | 2 | 1 | 1 | 1 | — | — | — | — | — | — |
| 53 | Real estate & rental & leasing | 426 | 2 448 | 10 092 | 88 | 66 | 12 | 8 | 1 | 1 | — | — | — | — | — | — |
| 531 | Real estate | 153 | 830 | 3 478 | 62 | 54 | 6 | 2 | — | — | — | — | — | — | — | — |
| 532 | Rental & leasing services | 273 | 1 618 | 6 614 | 26 | 12 | 6 | 6 | 1 | 1 | — | — | — | — | — | — |
| 5321 | Automotive equipment rental & leasing | 150 | 961 | 3 936 | 7 | 3 | 1 | 1 | 1 | 1 | — | — | — | — | — | — |
| 54 | Professional, scientific & technical services..... | 955 | 6 398 | 29 360 | 187 | 132 | 29 | 14 | 11 | 1 | — | — | — | — | — | — |
| 541 | Professional, scientific & technical services..... | 955 | 6 398 | 29 360 | 187 | 132 | 29 | 14 | 11 | 1 | — | — | — | — | — | — |
| 5411 | Legal services | 120 | 722 | 3 567 | 51 | 44 | 5 | 1 | 1 | — | — | — | — | — | — | — |
| 54111 | Offices of lawyers | (C) | (D) | (D) | 48 | 43 | 3 | 1 | 1 | — | — | — | — | — | — | — |
| 5412 | Accounting, tax prep, bookkeep, payroll services | 128 | 715 | 3 183 | 29 | 21 | 3 | 4 | 1 | — | — | — | — | — | — | — |
| 54121 | Accounting, tax prep, bookkeep, payroll services | 128 | 715 | 3 183 | 29 | 21 | 3 | 4 | 1 | — | — | — | — | — | — | — |
| 5413 | Architectural, engineering & related services .. | 385 | 3 067 | 13 481 | 37 | 18 | 8 | 4 | 6 | 1 | — | — | — | — | — | — |
| 54133 | Engineering services | 228 | 2 046 | 8 739 | 19 | 9 | 4 | 2 | 3 | 1 | — | — | — | — | — | — |
| 541330 | Engineering services | 228 | 2 046 | 8 739 | 19 | 9 | 4 | 2 | 3 | 1 | — | — | — | — | — | — |
| 5416 | Management, sci & tech consulting services.... | 104 | 741 | 3 381 | 21 | 17 | 1 | 1 | 2 | — | — | — | — | — | — | — |
| 55 | Management of companies & enterprises .. | 338 | 5 016 | 16 895 | 24 | 7 | 7 | 3 | 6 | 1 | — | — | — | — | — | — |
| 551 | Management of companies & enterprises | 338 | 5 016 | 16 895 | 24 | 7 | 7 | 3 | 6 | 1 | — | — | — | — | — | — |
| 5511 | Management of companies & enterprises | 338 | 5 016 | 16 895 | 24 | 7 | 7 | 3 | 6 | 1 | — | — | — | — | — | — |
| 55111 | Management of companies & enterprises | 338 | 5 016 | 16 895 | 24 | 7 | 7 | 3 | 6 | 1 | — | — | — | — | — | — |

See footnotes at end of table.

Table 6. Counties—Employees, Payroll, and Establishments by Industry: 2000—Con.

[Excludes most government employees, railroad employees, and self-employed persons. Size class 1 to 4 includes establishments with payroll, but no employees, during mid-March pay period. (D) denotes figures withheld to avoid disclosing data for individual companies; the data are included in broader industry totals. Detailed industries with 100 or more employees are shown if industry was not a (D). For explanation of terms, abbreviations, and data reliability/comparability, see introductory text]

| NAICS code | Industry | Number of employees for week including March 12 | Payroll (\$1,000) | | Total number of establishments | Number of establishments by employment-size class | | | | | | | | |
|--------------------|---|---|-------------------|----------------|--------------------------------|---|-----------|-----------|-----------|-----------|------------|------------|------------|---------------|
| | | | First quarter | Annual | | 1 to 4 | 5 to 9 | 10 to 19 | 20 to 49 | 50 to 99 | 100 to 249 | 250 to 499 | 500 to 999 | 1,000 or more |
| RANKIN—Con. | | | | | | | | | | | | | | |
| 56 | Admin. support, waste mgt, remediation services..... | 2 534 | 7 017 | 29 467 | 122 | 70 | 24 | 10 | 10 | 3 | 2 | 2 | 1 | — |
| 561 | Administrative & support services | 2 382 | 5 736 | 24 222 | 115 | 67 | 22 | 9 | 10 | 3 | 1 | 2 | 1 | — |
| 5611 | Office administrative services | 159 | 933 | 3 484 | 10 | 4 | 3 | 1 | 1 | 1 | — | — | — | — |
| 56111 | Office administrative services | 159 | 933 | 3 484 | 10 | 4 | 3 | 1 | 1 | 1 | — | — | — | — |
| 561110 | Office administrative services | 159 | 933 | 3 484 | 10 | 4 | 3 | 1 | 1 | 1 | — | — | — | — |
| 5613 | Employment services..... | 131 | 329 | 1 736 | 5 | 2 | 2 | — | — | — | 1 | — | — | — |
| 56132 | Temporary help services..... | (C) | (D) | (D) | 4 | 1 | 2 | — | — | — | 1 | — | — | — |
| 5614 | Business support services | 102 | 542 | 2 279 | 11 | 6 | 1 | 3 | 1 | — | — | — | — | — |
| 5616 | Investigation & security services | (E) | (D) | (D) | 6 | 3 | 1 | — | 1 | — | — | 1 | — | — |
| 56161 | Investigation, guard & armored car services .. | (E) | (D) | (D) | 5 | 3 | 1 | — | — | — | — | 1 | — | — |
| 5617 | Services to buildings & dwellings..... | 950 | 2 102 | 9 083 | 75 | 47 | 14 | 5 | 6 | 2 | — | 1 | — | — |
| 56172 | Janitorial services | 695 | 1 152 | 5 134 | 28 | 16 | 5 | 2 | 2 | 2 | — | 1 | — | — |
| 561720 | Janitorial services | 695 | 1 152 | 5 134 | 28 | 16 | 5 | 2 | 2 | 2 | — | 1 | — | — |
| 56173 | Landscaping services | 165 | 528 | 2 088 | 22 | 13 | 4 | 1 | 4 | — | — | — | — | — |
| 561730 | Landscaping services | 165 | 528 | 2 088 | 22 | 13 | 4 | 1 | 4 | — | — | — | — | — |
| 5619 | Other support services | (F) | (D) | (D) | 6 | 3 | 1 | — | 1 | — | — | — | 1 | — |
| 56199 | All other support services | (F) | (D) | (D) | 6 | 3 | 1 | — | 1 | — | — | — | 1 | — |
| 562 | Waste management & remediation services | 152 | 1 281 | 5 245 | 7 | 3 | 2 | 1 | — | — | 1 | — | — | — |
| 5621 | Waste collection | (C) | (D) | (D) | 3 | 1 | 1 | — | — | — | 1 | — | — | — |
| 56211 | Waste collection | (C) | (D) | (D) | 3 | 1 | 1 | — | — | — | 1 | — | — | — |
| 61 | Educational services..... | 403 | 1 774 | 7 575 | 22 | 13 | 2 | 2 | 3 | — | 2 | — | — | — |
| 611 | Educational services | 403 | 1 774 | 7 575 | 22 | 13 | 2 | 2 | 3 | — | 2 | — | — | — |
| 6111 | Elementary & secondary schools | 335 | 1 472 | 6 310 | 6 | 1 | — | 1 | 2 | — | 2 | — | — | — |
| 61111 | Elementary & secondary schools | 335 | 1 472 | 6 310 | 6 | 1 | — | 1 | 2 | — | 2 | — | — | — |
| 611110 | Elementary & secondary schools | 335 | 1 472 | 6 310 | 6 | 1 | — | 1 | 2 | — | 2 | — | — | — |
| 62 | Health care and social assistance..... | 5 899 | 33 617 | 142 977 | 161 | 73 | 39 | 26 | 11 | 7 | 2 | — | 1 | 2 |
| 621 | Ambulatory health care services | 1 004 | 8 162 | 37 932 | 115 | 63 | 31 | 9 | 7 | 4 | 1 | — | — | — |
| 6211 | Offices of physicians | 292 | 3 524 | 19 505 | 48 | 31 | 10 | 3 | 4 | — | — | — | — | — |
| 62111 | Offices of physicians | 292 | 3 524 | 19 505 | 48 | 31 | 10 | 3 | 4 | — | — | — | — | — |
| 621111 | Offices of physicians (exc mental health) ... | 274 | 3 333 | 18 672 | 42 | 26 | 9 | 3 | 4 | — | — | — | — | — |
| 6212 | Offices of dentists | 151 | 859 | 3 984 | 30 | 14 | 14 | 2 | — | — | — | — | — | — |
| 62121 | Offices of dentists | 151 | 859 | 3 984 | 30 | 14 | 14 | 2 | — | — | — | — | — | — |
| 621210 | Offices of dentists | 151 | 859 | 3 984 | 30 | 14 | 14 | 2 | — | — | — | — | — | — |
| 6214 | Outpatient care centers | 319 | 2 272 | 7 697 | 8 | 2 | 1 | — | 2 | 2 | 1 | — | — | — |
| 62142 | Outpatient mental health, substance abuse ctrs | (C) | (D) | (D) | 2 | — | — | — | — | 1 | 1 | — | — | — |
| 62149 | Other outpatient care centers | (C) | (D) | (D) | 6 | 2 | 1 | — | 2 | 1 | — | — | — | — |
| 622 | Hospitals | (H) | (D) | (D) | 5 | — | — | — | — | 2 | — | — | 1 | 2 |
| 6221 | General medical & surgical hospitals | (G) | (D) | (D) | 3 | — | — | — | — | 1 | — | — | 1 | 1 |
| 62211 | General medical & surgical hospitals | (G) | (D) | (D) | 3 | — | — | — | — | 1 | — | — | 1 | 1 |
| 6222 | Psychiatric & substance abuse hospitals | (G) | (D) | (D) | 2 | — | — | — | — | 1 | — | — | — | 1 |
| 62221 | Psychiatric & substance abuse hospitals | (G) | (D) | (D) | 2 | — | — | — | — | 1 | — | — | — | 1 |
| 623 | Nursing & residential care facilities | 349 | 1 414 | 6 386 | 6 | 1 | — | 2 | 1 | 1 | — | — | — | — |
| 6231 | Nursing care facilities..... | (E) | (D) | (D) | 2 | — | — | — | — | 1 | 1 | — | — | — |
| 62311 | Nursing care facilities..... | (E) | (D) | (D) | 2 | — | — | — | — | 1 | 1 | — | — | — |
| 624 | Social assistance | (E) | (D) | (D) | 35 | 9 | 8 | 15 | 3 | — | — | — | — | — |
| 6244 | Child day care services | (E) | (D) | (D) | 30 | 7 | 7 | 13 | 3 | — | — | — | — | — |
| 62441 | Child day care services | (E) | (D) | (D) | 30 | 7 | 7 | 13 | 3 | — | — | — | — | — |
| 71 | Arts, entertainment & recreation..... | 243 | 590 | 3 328 | 24 | 14 | 3 | 3 | 3 | 1 | — | — | — | — |
| 713 | Amusement, gambling & recreation industries | 238 | 578 | 3 264 | 19 | 9 | 3 | 3 | 3 | 1 | — | — | — | — |
| 7139 | Other amusement & recreation industries | (C) | (D) | (D) | 17 | 8 | 3 | 3 | 3 | — | — | — | — | — |
| 72 | Accommodation & food services..... | 3 159 | 7 536 | 30 962 | 154 | 36 | 20 | 37 | 49 | 10 | 2 | — | — | — |
| 721 | Accommodation | 202 | 460 | 2 025 | 19 | 7 | 3 | 4 | 5 | — | — | — | — | — |
| 7211 | Traveler accommodation..... | (C) | (D) | (D) | 17 | 5 | 3 | 4 | 5 | — | — | — | — | — |
| 72111 | Hotels (exc casino hotels) & motels | 196 | 451 | 1 985 | 16 | 4 | 3 | 4 | 5 | — | — | — | — | — |
| 721110 | Hotels (exc casino hotels) & motels | 196 | 451 | 1 985 | 16 | 4 | 3 | 4 | 5 | — | — | — | — | — |
| 722 | Food services & drinking places | 2 957 | 7 076 | 28 937 | 135 | 29 | 17 | 33 | 44 | 10 | 2 | — | — | — |
| 7221 | Full-service restaurants | 1 141 | 2 791 | 11 639 | 44 | 12 | 8 | 5 | 12 | 5 | 2 | — | — | — |
| 72211 | Full-service restaurants | 1 141 | 2 791 | 11 639 | 44 | 12 | 8 | 5 | 12 | 5 | 2 | — | — | — |
| 722110 | Full-service restaurants | 1 141 | 2 791 | 11 639 | 44 | 12 | 8 | 5 | 12 | 5 | 2 | — | — | — |
| 7222 | Limited-service eating places | 1 561 | 3 381 | 13 866 | 82 | 15 | 8 | 27 | 28 | 4 | — | — | — | — |
| 72221 | Limited-service eating places | 1 561 | 3 381 | 13 866 | 82 | 15 | 8 | 27 | 28 | 4 | — | — | — | — |
| 722211 | Limited-service restaurants..... | 1 490 | 3 268 | 13 338 | 73 | 11 | 6 | 25 | 27 | 4 | — | — | — | — |
| 7223 | Special food services | (E) | (D) | (D) | 8 | 1 | 1 | 1 | 4 | 1 | — | — | — | — |
| 72231 | Food service contractors..... | (C) | (D) | (D) | 5 | 1 | — | — | 3 | 1 | — | — | — | — |

See footnotes at end of table.

Table 6. Counties—Employees, Payroll, and Establishments by Industry: 2000—Con.

[Excludes most government employees, railroad employees, and self-employed persons. Size class 1 to 4 includes establishments with payroll, but no employees, during mid-March pay period. (D) denotes figures withheld to avoid disclosing data for individual companies; the data are included in broader industry totals. Detailed industries with 100 or more employees are shown if industry was not a (D). For explanation of terms, abbreviations, and data reliability/comparability, see introductory text]

| NAICS code | Industry | Number of employees for week including March 12 | Payroll (\$1,000) | | Total number of establishments | Number of establishments by employment-size class | | | | | | | | |
|--------------------|---|---|-------------------|----------------|--------------------------------|---|------------|-----------|-----------|-----------|------------|------------|------------|---------------|
| | | | First quarter | Annual | | 1 to 4 | 5 to 9 | 10 to 19 | 20 to 49 | 50 to 99 | 100 to 249 | 250 to 499 | 500 to 999 | 1,000 or more |
| RANKIN—Con. | | | | | | | | | | | | | | |
| 81 | Other services (except public administration) | 2 007 | 7 515 | 31 458 | 261 | 153 | 64 | 24 | 16 | 3 | — | 1 | — | — |
| 811 | Repair & maintenance | 488 | 2 829 | 12 126 | 101 | 66 | 22 | 10 | 3 | — | — | — | — | — |
| 8111 | Automotive repair & maintenance | 314 | 1 691 | 7 216 | 67 | 45 | 13 | 7 | 2 | — | — | — | — | — |
| 81111 | Automotive mechanical & electrical R&M..... | 155 | 762 | 3 168 | 34 | 24 | 5 | 4 | 1 | — | — | — | — | — |
| 812 | Personal & laundry services | 250 | 895 | 3 690 | 46 | 32 | 5 | 5 | 4 | — | — | — | — | — |
| 8123 | Drycleaning & laundry services | 111 | 289 | 1 230 | 10 | 4 | 1 | 2 | 3 | — | — | — | — | — |
| 813 | Religious, grantmaking, civic, prof & like organizations | 1 269 | 3 791 | 15 642 | 114 | 55 | 37 | 9 | 9 | 3 | — | 1 | — | — |
| 8131 | Religious organizations | 1 116 | 2 855 | 11 716 | 92 | 43 | 31 | 7 | 7 | 3 | — | 1 | — | — |
| 81311 | Religious organizations | 1 116 | 2 855 | 11 716 | 92 | 43 | 31 | 7 | 7 | 3 | — | 1 | — | — |
| 813110 | Religious organizations | 1 116 | 2 855 | 11 716 | 92 | 43 | 31 | 7 | 7 | 3 | — | 1 | — | — |
| 95 | Auxiliaries (exc corporate, subsidiary & regional mgt) | (B) | (D) | (D) | 1 | — | — | — | 1 | — | — | — | — | — |
| 99 | Unclassified establishments | (B) | (D) | (D) | 27 | 26 | — | — | 1 | — | — | — | — | — |
| SCOTT | | | | | | | | | | | | | | |
| | Total | 9 483 | 43 530 | 174 233 | 506 | 250 | 127 | 75 | 30 | 10 | 7 | 3 | 3 | 1 |
| 11 | Forestry, fishing, hunting, and agriculture support | 245 | 2 027 | 7 627 | 10 | 2 | 5 | 2 | — | — | 1 | — | — | — |
| 113 | Forestry and logging | 245 | 2 027 | 7 627 | 10 | 2 | 5 | 2 | — | — | 1 | — | — | — |
| 1133 | Logging | 245 | 2 027 | 7 627 | 10 | 2 | 5 | 2 | — | — | 1 | — | — | — |
| 11331 | Logging | 245 | 2 027 | 7 627 | 10 | 2 | 5 | 2 | — | — | 1 | — | — | — |
| 113310 | Logging | 245 | 2 027 | 7 627 | 10 | 2 | 5 | 2 | — | — | 1 | — | — | — |
| 22 | Utilities | 26 | 272 | 1 018 | 6 | 3 | 3 | — | — | — | — | — | — | — |
| 23 | Construction | 263 | 1 281 | 5 520 | 40 | 20 | 13 | 6 | — | 1 | — | — | — | — |
| 234 | Heavy construction..... | 110 | 662 | 2 951 | 7 | 3 | — | 3 | — | 1 | — | — | — | — |
| 235 | Special trade contractors | 104 | 401 | 1 739 | 23 | 11 | 10 | 2 | — | — | — | — | — | — |
| 31-33 | Manufacturing | 5 401 | 25 421 | 100 063 | 32 | 9 | 2 | 3 | 6 | 3 | 2 | 3 | 3 | 1 |
| 311 | Food mfg | 4 393 | 19 396 | 76 608 | 8 | — | — | — | 1 | — | 1 | 3 | 1 | — |
| 3116 | Animal slaughtering & processing | 3 488 | 14 968 | 61 506 | 5 | — | — | — | — | — | 1 | 1 | 2 | 1 |
| 31161 | Animal slaughtering & processing | 3 488 | 14 968 | 61 506 | 5 | — | — | — | — | — | 1 | 1 | 2 | 1 |
| 3119 | Other food mfg | (F) | (D) | (D) | 2 | — | — | — | — | — | 1 | — | 1 | — |
| 31199 | All other food mfg | (F) | (D) | (D) | 2 | — | — | — | — | — | 1 | — | 1 | — |
| 321 | Wood product mfg | 154 | 749 | 3 366 | 6 | 1 | 2 | 1 | — | 2 | — | — | — | — |
| 333 | Machinery mfg | 135 | 862 | 3 201 | 5 | 1 | — | 1 | 2 | 1 | — | — | — | — |
| 334 | Computer & electronic product mfg..... | (E) | (D) | (D) | 2 | — | — | — | 1 | — | — | 1 | — | — |
| 3345 | Nav, measuring, medical, control instruments mfg | (E) | (D) | (D) | 1 | — | — | — | — | — | — | 1 | — | — |
| 33451 | Nav, measuring, medical, control instruments mfg | (E) | (D) | (D) | 1 | — | — | — | — | — | — | 1 | — | — |
| 336 | Transportation equipment mfg | (E) | (D) | (D) | 2 | — | — | — | 1 | — | — | 1 | — | — |
| 3363 | Motor vehicle parts mfg | (E) | (D) | (D) | 2 | — | — | — | 1 | — | — | 1 | — | — |
| 33632 | MV electrical & electronic equipment mfg | (E) | (D) | (D) | 1 | — | — | — | — | — | — | 1 | — | — |
| 42 | Wholesale trade | 129 | 641 | 2 607 | 27 | 18 | 4 | 4 | 1 | — | — | — | — | — |
| 44-45 | Retail trade | 1 095 | 3 823 | 16 280 | 127 | 53 | 39 | 26 | 6 | 2 | 1 | — | — | — |
| 445 | Food & beverage stores | 334 | 933 | 4 162 | 22 | 7 | 5 | 5 | 3 | 2 | — | — | — | — |
| 4451 | Grocery stores | (E) | (D) | (D) | 21 | 7 | 4 | 5 | 3 | 2 | — | — | — | — |
| 44511 | Grocery (except convenience) stores | 258 | 788 | 3 561 | 12 | 4 | 1 | 2 | 3 | 2 | — | — | — | — |
| 445110 | Grocery (except convenience) stores | 258 | 788 | 3 561 | 12 | 4 | 1 | 2 | 3 | 2 | — | — | — | — |
| 447 | Gasoline stations | 143 | 463 | 1 885 | 22 | 8 | 8 | 5 | 1 | — | — | — | — | — |
| 4471 | Gasoline stations | 143 | 463 | 1 885 | 22 | 8 | 8 | 5 | 1 | — | — | — | — | — |
| 44711 | Gasoline stations with convenience stores ... | (C) | (D) | (D) | 20 | 8 | 8 | 3 | 1 | — | — | — | — | — |
| 452 | General merchandise stores | 208 | 619 | 2 443 | 11 | 2 | 4 | 4 | — | — | 1 | — | — | — |
| 4521 | Department stores | (C) | (D) | (D) | 1 | — | — | — | — | — | 1 | — | — | — |
| 45211 | Department stores | (C) | (D) | (D) | 1 | — | — | — | — | — | 1 | — | — | — |
| 48-49 | Transportation & warehousing | 466 | 2 047 | 8 482 | 50 | 26 | 6 | 13 | 4 | 1 | — | — | — | — |
| 484 | Truck transportation | 364 | 1 524 | 6 384 | 41 | 23 | 5 | 9 | 3 | 1 | — | — | — | — |
| 4841 | General freight trucking | 173 | 702 | 2 955 | 20 | 9 | 3 | 6 | 2 | — | — | — | — | — |
| 48412 | General freight trucking, long-distance | 159 | 631 | 2 595 | 15 | 5 | 3 | 5 | 2 | — | — | — | — | — |
| 4842 | Specialized freight trucking | 191 | 822 | 3 429 | 21 | 14 | 2 | 3 | 1 | 1 | — | — | — | — |
| 48423 | Specialized freight (exc used) trucking, LDist .. | 104 | 441 | 2 050 | 11 | 5 | 2 | 3 | 1 | — | — | — | — | — |
| 484230 | Specialized freight (exc used) trucking, LDist .. | 104 | 441 | 2 050 | 11 | 5 | 2 | 3 | 1 | — | — | — | — | — |
| 51 | Information | 70 | 301 | 1 155 | 13 | 7 | 4 | 1 | 1 | — | — | — | — | — |
| 52 | Finance & insurance | 242 | 1 427 | 5 867 | 32 | 19 | 7 | 3 | 3 | — | — | — | — | — |
| 522 | Credit intermediation & related activities | 224 | 1 346 | 5 519 | 25 | 12 | 7 | 3 | 3 | — | — | — | — | — |
| 5221 | Depository credit intermediation | (C) | (D) | (D) | 12 | 4 | 2 | 3 | 3 | — | — | — | — | — |
| 52211 | Commercial banking | 170 | 1 098 | 4 533 | 10 | 2 | 2 | 3 | 3 | — | — | — | — | — |
| 522110 | Commercial banking | 170 | 1 098 | 4 533 | 10 | 2 | 2 | 3 | 3 | — | — | — | — | — |
| 53 | Real estate & rental & leasing | 26 | 77 | 266 | 10 | 9 | 1 | — | — | — | — | — | — | — |

See footnotes at end of table.

Table 6. Counties—Employees, Payroll, and Establishments by Industry: 2000—Con.

[Excludes most government employees, railroad employees, and self-employed persons. Size class 1 to 4 includes establishments with payroll, but no employees, during mid-March pay period. (D) denotes figures withheld to avoid disclosing data for individual companies; the data are included in broader industry totals. Detailed industries with 100 or more employees are shown if industry was not a (D). For explanation of terms, abbreviations, and data reliability/comparability, see introductory text]

| NAICS code | Industry | Number of employees for week including March 12 | Payroll (\$1,000) | | Total number of establishments | Number of establishments by employment-size class | | | | | | | | |
|-------------------|---|---|-------------------|--------|--------------------------------|---|--------|----------|----------|----------|------------|------------|------------|---------------|
| | | | First quarter | Annual | | 1 to 4 | 5 to 9 | 10 to 19 | 20 to 49 | 50 to 99 | 100 to 249 | 250 to 499 | 500 to 999 | 1,000 or more |
| SCOTT—Con. | | | | | | | | | | | | | | |
| 54 | Professional, scientific & technical services | 75 | 346 | 1 422 | 19 | 13 | 4 | 2 | — | — | — | — | — | — |
| 56 | Admin, support, waste mgt, remediation services | 31 | 308 | 753 | 4 | 1 | 2 | 1 | — | — | — | — | — | — |
| 61 | Educational services | 81 | 212 | 774 | 5 | 2 | 1 | 1 | — | 1 | — | — | — | — |
| 62 | Health care and social assistance | 543 | 3 121 | 12 930 | 31 | 14 | 7 | 6 | 1 | — | 3 | — | — | — |
| 621 | Ambulatory health care services | 119 | 970 | 4 219 | 18 | 8 | 4 | 6 | — | — | — | — | — | — |
| 622 | Hospitals | (C) | (D) | (D) | 2 | — | — | — | — | — | 2 | — | — | — |
| 6221 | General medical & surgical hospitals | (C) | (D) | (D) | 2 | — | — | — | — | — | 2 | — | — | — |
| 62211 | General medical & surgical hospitals | (C) | (D) | (D) | 2 | — | — | — | — | — | 2 | — | — | — |
| 623 | Nursing & residential care facilities | 154 | 578 | 2 854 | 3 | — | 1 | — | 1 | — | 1 | — | — | — |
| 6231 | Nursing care facilities | 154 | 578 | 2 854 | 3 | — | 1 | — | 1 | — | 1 | — | — | — |
| 62311 | Nursing care facilities | 154 | 578 | 2 854 | 3 | — | 1 | — | 1 | — | 1 | — | — | — |
| 623110 | Nursing care facilities | 154 | 578 | 2 854 | 3 | — | 1 | — | 1 | — | 1 | — | — | — |
| 71 | Arts, entertainment & recreation | (A) | (D) | (D) | 3 | 2 | 1 | — | — | — | — | — | — | — |
| 72 | Accommodation & food services | 461 | 917 | 3 641 | 32 | 8 | 10 | 6 | 7 | 1 | — | — | — | — |
| 722 | Food services & drinking places | 418 | 803 | 3 168 | 28 | 7 | 8 | 6 | 6 | 1 | — | — | — | — |
| 7221 | Full-service restaurants | 107 | 196 | 758 | 8 | — | 5 | 2 | 1 | — | — | — | — | — |
| 72211 | Full-service restaurants | 107 | 196 | 758 | 8 | — | 5 | 2 | 1 | — | — | — | — | — |
| 722110 | Full-service restaurants | 107 | 196 | 758 | 8 | — | 5 | 2 | 1 | — | — | — | — | — |
| 7222 | Limited-service eating places | 304 | 594 | 2 355 | 17 | 4 | 3 | 4 | 5 | 1 | — | — | — | — |
| 72221 | Limited-service eating places | 304 | 594 | 2 355 | 17 | 4 | 3 | 4 | 5 | 1 | — | — | — | — |
| 722211 | Limited-service restaurants | 304 | 594 | 2 355 | 17 | 4 | 3 | 4 | 5 | 1 | — | — | — | — |
| 81 | Other services (except public administration) | 313 | 1 278 | 5 642 | 59 | 38 | 18 | 1 | 1 | 1 | — | — | — | — |
| 811 | Repair & maintenance | 134 | 689 | 3 314 | 23 | 11 | 11 | — | 1 | — | — | — | — | — |
| 95 | Auxiliaries (exc corporate, subsidiary & regional mgt) | (A) | (D) | (D) | 1 | 1 | — | — | — | — | — | — | — | — |
| 99 | Unclassified establishments | (A) | (D) | (D) | 5 | 5 | — | — | — | — | — | — | — | — |
| SHARKEY | | | | | | | | | | | | | | |
| | Total | 797 | 3 339 | 14 393 | 126 | 82 | 21 | 15 | 7 | 1 | — | — | — | — |
| 11 | Forestry, fishing, hunting, and agriculture support | (A) | (D) | (D) | 5 | 5 | — | — | — | — | — | — | — | — |
| 22 | Utilities | 14 | 107 | 507 | 4 | 3 | 1 | — | — | — | — | — | — | — |
| 23 | Construction | 9 | 26 | 107 | 5 | 5 | — | — | — | — | — | — | — | — |
| 31-33 | Manufacturing | (A) | (D) | (D) | 1 | — | — | 1 | — | — | — | — | — | — |
| 42 | Wholesale trade | 83 | 420 | 1 774 | 11 | 6 | 1 | 3 | 1 | — | — | — | — | — |
| 44-45 | Retail trade | 186 | 668 | 2 716 | 28 | 13 | 8 | 5 | 2 | — | — | — | — | — |
| 48-49 | Transportation & warehousing | 18 | 135 | 610 | 8 | 7 | 1 | — | — | — | — | — | — | — |
| 51 | Information | (A) | (D) | (D) | 2 | 2 | — | — | — | — | — | — | — | — |
| 52 | Finance & insurance | (B) | (D) | (D) | 9 | 7 | — | 2 | — | — | — | — | — | — |
| 53 | Real estate & rental & leasing | 8 | 15 | 60 | 6 | 6 | — | — | — | — | — | — | — | — |
| 54 | Professional, scientific & technical services | (A) | (D) | (D) | 6 | 5 | 1 | — | — | — | — | — | — | — |
| 56 | Admin, support, waste mgt, remediation services | (A) | (D) | (D) | 5 | 4 | 1 | — | — | — | — | — | — | — |
| 62 | Health care and social assistance | 224 | 978 | 4 120 | 13 | 5 | 3 | 2 | 2 | 1 | — | — | — | — |
| 71 | Arts, entertainment & recreation | (A) | (D) | (D) | 1 | 1 | — | — | — | — | — | — | — | — |
| 72 | Accommodation & food services | (B) | (D) | (D) | 2 | — | — | 2 | — | — | — | — | — | — |
| 81 | Other services (except public administration) | 123 | 414 | 1 807 | 20 | 13 | 5 | — | 2 | — | — | — | — | — |
| 813 | Religious, grantmaking, civic, prof & like organizations | 105 | 368 | 1 599 | 11 | 5 | 4 | — | 2 | — | — | — | — | — |
| SIMPSON | | | | | | | | | | | | | | |
| | Total | 4 767 | 18 870 | 78 036 | 421 | 220 | 102 | 52 | 33 | 8 | 4 | 1 | 1 | — |
| 11 | Forestry, fishing, hunting, and agriculture support | (A) | (D) | (D) | 2 | 1 | 1 | — | — | — | — | — | — | — |
| 21 | Mining | 28 | 78 | 203 | 5 | 4 | — | — | 1 | — | — | — | — | — |
| 22 | Utilities | (B) | (D) | (D) | 8 | 5 | 1 | 2 | — | — | — | — | — | — |
| 23 | Construction | 323 | 1 546 | 6 894 | 53 | 35 | 11 | 4 | 2 | 1 | — | — | — | — |
| 235 | Special trade contractors | (E) | (D) | (D) | 43 | 30 | 9 | 2 | 1 | 1 | — | — | — | — |
| 2354 | Masonry, drywall, insulation, tile contractors | 140 | 670 | 2 949 | 8 | 5 | 1 | — | 1 | 1 | — | — | — | — |
| 31-33 | Manufacturing | 409 | 1 637 | 6 589 | 13 | 3 | 2 | 2 | 4 | 1 | 1 | — | — | — |
| 311 | Food mfg | (C) | (D) | (D) | 2 | — | — | — | 1 | 1 | — | — | — | — |
| 315 | Apparel manufacturing | (C) | (D) | (D) | 1 | — | — | — | — | — | 1 | — | — | — |
| 3152 | Cut & sew apparel mfg | (C) | (D) | (D) | 1 | — | — | — | — | — | 1 | — | — | — |
| 31521 | Cut & sew apparel contractors | (C) | (D) | (D) | 1 | — | — | — | — | — | 1 | — | — | — |

See footnotes at end of table.

Table 6. Counties—Employees, Payroll, and Establishments by Industry: 2000—Con.

[Excludes most government employees, railroad employees, and self-employed persons. Size class 1 to 4 includes establishments with payroll, but no employees, during mid-March pay period. (D) denotes figures withheld to avoid disclosing data for individual companies; the data are included in broader industry totals. Detailed industries with 100 or more employees are shown if industry was not a (D). For explanation of terms, abbreviations, and data reliability/comparability, see introductory text]

| NAICS code | Industry | Number of employees for week including March 12 | Payroll (\$1,000) | | Total number of establishments | Number of establishments by employment-size class | | | | | | | | |
|------------|--|---|-------------------|--------|--------------------------------|---|--------|----------|----------|----------|------------|------------|------------|---------------|
| | | | First quarter | Annual | | 1 to 4 | 5 to 9 | 10 to 19 | 20 to 49 | 50 to 99 | 100 to 249 | 250 to 499 | 500 to 999 | 1,000 or more |
| | SIMPSON—Con. | | | | | | | | | | | | | |
| 42 | Wholesale trade | 76 | 369 | 1 585 | 12 | 4 | 6 | 2 | - | - | - | - | - | - |
| 44-45 | Retail trade | 1 153 | 4 179 | 16 498 | 109 | 42 | 34 | 25 | 7 | - | - | 1 | - | - |
| 441 | Motor vehicle & parts dealers | 121 | 621 | 2 634 | 18 | 8 | 4 | 6 | - | - | - | - | - | - |
| 445 | Food & beverage stores | 155 | 478 | 1 689 | 9 | 2 | 2 | 2 | 3 | - | - | - | - | - |
| 4451 | Grocery stores | (C) | (D) | (D) | 8 | 1 | 2 | 2 | 3 | - | - | - | - | - |
| 44511 | Grocery (except convenience) stores | (C) | (D) | (D) | 7 | 1 | 2 | 1 | 3 | - | - | - | - | - |
| 447 | Gasoline stations | 175 | 480 | 1 836 | 21 | 6 | 10 | 4 | 1 | - | - | - | - | - |
| 4471 | Gasoline stations | 175 | 480 | 1 836 | 21 | 6 | 10 | 4 | 1 | - | - | - | - | - |
| 44711 | Gasoline stations with convenience stores .. | 154 | 409 | 1 515 | 15 | 3 | 7 | 4 | 1 | - | - | - | - | - |
| 447110 | Gasoline stations with convenience stores . | 154 | 409 | 1 515 | 15 | 3 | 7 | 4 | 1 | - | - | - | - | - |
| 452 | General merchandise stores | 395 | 1 240 | 4 952 | 10 | - | 6 | 2 | 1 | - | - | 1 | - | - |
| 4521 | Department stores | (E) | (D) | (D) | 1 | - | - | - | - | - | - | 1 | - | - |
| 45211 | Department stores | (E) | (D) | (D) | 1 | - | - | - | - | - | - | 1 | - | - |
| 48-49 | Transportation & warehousing | 58 | 227 | 962 | 17 | 13 | 3 | - | 1 | - | - | - | - | - |
| 51 | Information | 28 | 172 | 683 | 8 | 5 | 3 | - | - | - | - | - | - | - |
| 52 | Finance & insurance | 225 | 1 582 | 6 355 | 27 | 15 | 6 | 2 | 4 | - | - | - | - | - |
| 522 | Credit intermediation & related activities | 174 | 1 118 | 4 558 | 19 | 9 | 6 | 1 | 3 | - | - | - | - | - |
| 5221 | Depository credit intermediation | 155 | 1 018 | 4 159 | 11 | 2 | 5 | 1 | 3 | - | - | - | - | - |
| 52211 | Commercial banking | 155 | 1 018 | 4 159 | 11 | 2 | 5 | 1 | 3 | - | - | - | - | - |
| 522110 | Commercial banking | 155 | 1 018 | 4 159 | 11 | 2 | 5 | 1 | 3 | - | - | - | - | - |
| 53 | Real estate & rental & leasing | 30 | 81 | 325 | 11 | 9 | 2 | - | - | - | - | - | - | - |
| 54 | Professional, scientific & technical services | 125 | 619 | 2 425 | 26 | 19 | 3 | 3 | 1 | - | - | - | - | - |
| 541 | Professional, scientific & technical services | 125 | 619 | 2 425 | 26 | 19 | 3 | 3 | 1 | - | - | - | - | - |
| 56 | Admin, support, waste mgt, remediation services | (C) | (D) | (D) | 10 | 7 | 2 | - | - | 1 | - | - | - | - |
| 561 | Administrative & support services | (C) | (D) | (D) | 10 | 7 | 2 | - | - | 1 | - | - | - | - |
| 61 | Educational services | (C) | (D) | (D) | 2 | - | - | - | 1 | 1 | - | - | - | - |
| 611 | Educational services | (C) | (D) | (D) | 2 | - | - | - | 1 | 1 | - | - | - | - |
| 6111 | Elementary & secondary schools | (C) | (D) | (D) | 2 | - | - | - | 1 | 1 | - | - | - | - |
| 61111 | Elementary & secondary schools | (C) | (D) | (D) | 2 | - | - | - | 1 | 1 | - | - | - | - |
| 62 | Health care and social assistance | 1 335 | 5 551 | 24 410 | 36 | 14 | 6 | 7 | 3 | 2 | 3 | - | 1 | - |
| 621 | Ambulatory health care services | 217 | 1 338 | 5 089 | 22 | 11 | 4 | 4 | 2 | 1 | - | - | - | - |
| 622 | Hospitals | (E) | (D) | (D) | 2 | - | - | - | - | - | 2 | - | - | - |
| 6221 | General medical & surgical hospitals | (E) | (D) | (D) | 2 | - | - | - | - | - | 2 | - | - | - |
| 62211 | General medical & surgical hospitals | (E) | (D) | (D) | 2 | - | - | - | - | - | 2 | - | - | - |
| 623 | Nursing & residential care facilities | 686 | 2 304 | 11 221 | 5 | 2 | - | - | - | 1 | 1 | - | 1 | - |
| 6231 | Nursing care facilities | (C) | (D) | (D) | 3 | 1 | - | - | - | 1 | 1 | - | - | - |
| 62311 | Nursing care facilities | (C) | (D) | (D) | 3 | 1 | - | - | - | 1 | 1 | - | - | - |
| 6232 | Residential mental retardation, health facil | (F) | (D) | (D) | 1 | - | - | - | - | - | - | - | 1 | - |
| 62321 | Residential mental retardation facilities | (F) | (D) | (D) | 1 | - | - | - | - | - | - | - | 1 | - |
| 71 | Arts, entertainment & recreation | 10 | 23 | 104 | 3 | 2 | 1 | - | - | - | - | - | - | - |
| 72 | Accommodation & food services | 378 | 691 | 3 037 | 21 | 5 | 5 | 3 | 6 | 2 | - | - | - | - |
| 722 | Food services & drinking places | (E) | (D) | (D) | 19 | 5 | 4 | 2 | 6 | 2 | - | - | - | - |
| 7221 | Full-service restaurants | 102 | 172 | 805 | 7 | 2 | 2 | - | 3 | - | - | - | - | - |
| 72211 | Full-service restaurants | 102 | 172 | 805 | 7 | 2 | 2 | - | 3 | - | - | - | - | - |
| 722110 | Full-service restaurants | 102 | 172 | 805 | 7 | 2 | 2 | - | 3 | - | - | - | - | - |
| 7222 | Limited-service eating places | 254 | 474 | 1 947 | 11 | 2 | 2 | 2 | 3 | 2 | - | - | - | - |
| 72221 | Limited-service eating places | 254 | 474 | 1 947 | 11 | 2 | 2 | 2 | 3 | 2 | - | - | - | - |
| 722211 | Limited-service restaurants | 254 | 474 | 1 947 | 11 | 2 | 2 | 2 | 3 | 2 | - | - | - | - |
| 81 | Other services (except public administration) | 290 | 737 | 2 954 | 50 | 30 | 15 | 2 | 3 | - | - | - | - | - |
| 813 | Religious, grantmaking, civic, prof & like organizations | 212 | 439 | 1 790 | 30 | 18 | 8 | 1 | 3 | - | - | - | - | - |
| 8131 | Religious organizations | 200 | 419 | 1 698 | 27 | 16 | 7 | 1 | 3 | - | - | - | - | - |
| 81311 | Religious organizations | 200 | 419 | 1 698 | 27 | 16 | 7 | 1 | 3 | - | - | - | - | - |
| 813110 | Religious organizations | 200 | 419 | 1 698 | 27 | 16 | 7 | 1 | 3 | - | - | - | - | - |
| 95 | Auxiliaries (exc corporate, subsidiary & regional mgt) | (A) | (D) | (D) | 1 | - | 1 | - | - | - | - | - | - | - |
| 99 | Unclassified establishments | (A) | (D) | (D) | 7 | 7 | - | - | - | - | - | - | - | - |

See footnotes at end of table.

Table 6. Counties—Employees, Payroll, and Establishments by Industry: 2000—Con.

[Excludes most government employees, railroad employees, and self-employed persons. Size class 1 to 4 includes establishments with payroll, but no employees, during mid-March pay period. (D) denotes figures withheld to avoid disclosing data for individual companies; the data are included in broader industry totals. Detailed industries with 100 or more employees are shown if industry was not a (D). For explanation of terms, abbreviations, and data reliability/comparability, see introductory text]

| NAICS code | Industry | Number of employees for week including March 12 | Payroll (\$1,000) | | Total number of establishments | Number of establishments by employment-size class | | | | | | | | |
|--------------|---|---|-------------------|---------------|--------------------------------|---|-----------|-----------|-----------|----------|------------|------------|------------|---------------|
| | | | First quarter | Annual | | 1 to 4 | 5 to 9 | 10 to 19 | 20 to 49 | 50 to 99 | 100 to 249 | 250 to 499 | 500 to 999 | 1,000 or more |
| SMITH | | | | | | | | | | | | | | |
| | Total | 3 180 | 17 238 | 72 969 | 200 | 116 | 43 | 19 | 9 | 5 | 6 | 2 | - | - |
| 11 | Forestry, fishing, hunting, and agriculture support | (B) | (D) | (D) | 9 | 4 | 2 | 2 | 1 | - | - | - | - | - |
| 21 | Mining | (A) | (D) | (D) | 1 | - | 1 | - | - | - | - | - | - | - |
| 22 | Utilities | (C) | (D) | (D) | 6 | 3 | 1 | - | - | 2 | - | - | - | - |
| 221 | Utilities | (C) | (D) | (D) | 6 | 3 | 1 | - | - | 2 | - | - | - | - |
| 2211 | Elec pwr generation, transmsn & distribution ... | (C) | (D) | (D) | 3 | 1 | - | - | - | 2 | - | - | - | - |
| 22112 | Electric pwr transmsn, control & distribution .. | (C) | (D) | (D) | 3 | 1 | - | - | - | 2 | - | - | - | - |
| 23 | Construction | 110 | 576 | 2 368 | 11 | 4 | 4 | 2 | 1 | - | - | - | - | - |
| 31-33 | Manufacturing | 1 889 | 11 636 | 48 579 | 19 | 2 | 3 | 2 | 2 | 3 | 6 | 1 | - | - |
| 315 | Apparel manufacturing | (C) | (D) | (D) | 1 | - | - | - | - | - | 1 | - | - | - |
| 3152 | Cut & sew apparel mfg | (C) | (D) | (D) | 1 | - | - | - | - | - | 1 | - | - | - |
| 31522 | Men's, boys' cut & sew apparel mfg | (C) | (D) | (D) | 1 | - | - | - | - | - | 1 | - | - | - |
| 321 | Wood product mfg | (F) | (D) | (D) | 7 | 1 | 1 | 1 | 1 | 1 | 1 | 1 | - | - |
| 3211 | Sawmills & wood preservation | 102 | 563 | 2 183 | 4 | - | 1 | 1 | 1 | 1 | - | - | - | - |
| 32111 | Sawmills & wood preservation | 102 | 563 | 2 183 | 4 | - | 1 | 1 | 1 | 1 | - | - | - | - |
| 321113 | Sawmills | 102 | 563 | 2 183 | 4 | - | 1 | 1 | 1 | 1 | - | - | - | - |
| 3212 | Veneer, plywood & engineered wood product mfg | (F) | (D) | (D) | 2 | - | - | - | - | - | 1 | 1 | - | - |
| 32121 | Veneer, plywood & engineered wood product mfg | (F) | (D) | (D) | 2 | - | - | - | - | - | 1 | 1 | - | - |
| 332 | Fabricated metal product mfg | (E) | (D) | (D) | 4 | - | 1 | 1 | - | 1 | 1 | - | - | - |
| 3321 | Forging & stamping | (E) | (D) | (D) | 2 | - | - | - | - | 1 | 1 | - | - | - |
| 33211 | Forging & stamping | (E) | (D) | (D) | 2 | - | - | - | - | 1 | 1 | - | - | - |
| 334 | Computer & electronic product mfg | (C) | (D) | (D) | 1 | - | - | - | - | - | 1 | - | - | - |
| 3344 | Semiconductor & oth electronic component mfg | (C) | (D) | (D) | 1 | - | - | - | - | - | 1 | - | - | - |
| 33441 | Semiconductor & oth electronic component mfg | (C) | (D) | (D) | 1 | - | - | - | - | - | 1 | - | - | - |
| 335 | Electrical equip, appliance & component mfg | (E) | (D) | (D) | 3 | - | 1 | - | - | - | 2 | - | - | - |
| 3353 | Electrical equipment mfg | (E) | (D) | (D) | 3 | - | 1 | - | - | - | 2 | - | - | - |
| 33531 | Electrical equipment mfg | (E) | (D) | (D) | 3 | - | 1 | - | - | - | 2 | - | - | - |
| 42 | Wholesale trade | (B) | (D) | (D) | 6 | 4 | 1 | 1 | - | - | - | - | - | - |
| 44-45 | Retail trade | 268 | 896 | 3 261 | 46 | 26 | 12 | 6 | 2 | - | - | - | - | - |
| 48-49 | Transportation & warehousing | 124 | 626 | 2 462 | 19 | 12 | 3 | 3 | 1 | - | - | - | - | - |
| 51 | Information | 21 | 95 | 403 | 9 | 9 | - | - | - | - | - | - | - | - |
| 52 | Finance & insurance | 53 | 383 | 1 416 | 9 | 5 | 3 | - | 1 | - | - | - | - | - |
| 53 | Real estate & rental & leasing | 12 | 29 | 76 | 4 | 4 | - | - | - | - | - | - | - | - |
| 54 | Professional, scientific & technical services | 39 | 195 | 813 | 14 | 10 | 4 | - | - | - | - | - | - | - |
| 55 | Management of companies & enterprises .. | (A) | (D) | (D) | 1 | - | 1 | - | - | - | - | - | - | - |
| 56 | Admin, support, waste mgt, remediation services | (A) | (D) | (D) | 3 | 2 | 1 | - | - | - | - | - | - | - |
| 61 | Educational services | (A) | (D) | (D) | 2 | 1 | 1 | - | - | - | - | - | - | - |
| 62 | Health care and social assistance | 281 | 590 | 2 638 | 9 | 5 | 3 | - | - | - | - | 1 | - | - |
| 623 | Nursing & residential care facilities | (E) | (D) | (D) | 1 | - | - | - | - | - | - | 1 | - | - |
| 6231 | Nursing care facilities | (E) | (D) | (D) | 1 | - | - | - | - | - | - | 1 | - | - |
| 62311 | Nursing care facilities | (E) | (D) | (D) | 1 | - | - | - | - | - | - | 1 | - | - |
| 72 | Accommodation & food services | 45 | 68 | 324 | 11 | 9 | - | 1 | 1 | - | - | - | - | - |
| 81 | Other services (except public administration) | 56 | 133 | 524 | 19 | 15 | 3 | 1 | - | - | - | - | - | - |
| 95 | Auxiliaries (exc corporate, subsidiary & regional mgt) | (A) | (D) | (D) | 1 | - | - | 1 | - | - | - | - | - | - |
| 99 | Unclassified establishments | (A) | (D) | (D) | 1 | 1 | - | - | - | - | - | - | - | - |
| STONE | | | | | | | | | | | | | | |
| | Total | 2 367 | 11 831 | 47 525 | 292 | 167 | 72 | 29 | 19 | 3 | 1 | 1 | - | - |
| 11 | Forestry, fishing, hunting, and agriculture support | 234 | 1 403 | 5 479 | 28 | 12 | 8 | 5 | 3 | - | - | - | - | - |
| 113 | Forestry and logging | (C) | (D) | (D) | 25 | 11 | 7 | 5 | 2 | - | - | - | - | - |
| 1133 | Logging | (C) | (D) | (D) | 24 | 10 | 7 | 5 | 2 | - | - | - | - | - |
| 11331 | Logging | (C) | (D) | (D) | 24 | 10 | 7 | 5 | 2 | - | - | - | - | - |
| 21 | Mining | (A) | (D) | (D) | 1 | - | 1 | - | - | - | - | - | - | - |
| 22 | Utilities | (B) | (D) | (D) | 2 | - | 1 | 1 | - | - | - | - | - | - |
| 23 | Construction | 144 | 591 | 2 054 | 26 | 20 | 3 | 1 | 2 | - | - | - | - | - |

See footnotes at end of table.

Table 6. Counties—Employees, Payroll, and Establishments by Industry: 2000—Con.

[Excludes most government employees, railroad employees, and self-employed persons. Size class 1 to 4 includes establishments with payroll, but no employees, during mid-March pay period. (D) denotes figures withheld to avoid disclosing data for individual companies; the data are included in broader industry totals. Detailed industries with 100 or more employees are shown if industry was not a (D). For explanation of terms, abbreviations, and data reliability/comparability, see introductory text]

| NAICS code | Industry | Number of employees for week including March 12 | Payroll (\$1,000) | | Total number of establishments | Number of establishments by employment-size class | | | | | | | | | |
|-------------------|--|---|-------------------|----------------|--------------------------------|---|------------|-----------|-----------|----------|------------|------------|------------|---------------|--|
| | | | First quarter | Annual | | 1 to 4 | 5 to 9 | 10 to 19 | 20 to 49 | 50 to 99 | 100 to 249 | 250 to 499 | 500 to 999 | 1,000 or more | |
| STONE—Con. | | | | | | | | | | | | | | | |
| 31-33 | Manufacturing | 558 | 3 464 | 13 354 | 11 | 4 | 1 | 1 | 2 | 2 | - | 1 | - | - | |
| 321 | Wood product mfg | 449 | 3 008 | 11 532 | 4 | - | - | - | 2 | 1 | - | 1 | - | - | |
| 3211 | Sawmills & wood preservation | (C) | (D) | (D) | 3 | - | - | - | 2 | 1 | - | - | - | - | |
| 32111 | Sawmills & wood preservation | (C) | (D) | (D) | 3 | - | - | - | 2 | 1 | - | - | - | - | |
| 3212 | Veneer, plywood & engineered wood product mfg | (E) | (D) | (D) | 1 | - | - | - | - | - | - | 1 | - | - | |
| 32121 | Veneer, plywood & engineered wood product mfg | (E) | (D) | (D) | 1 | - | - | - | - | - | - | 1 | - | - | |
| 42 | Wholesale trade | 46 | 247 | 1 022 | 13 | 9 | 4 | - | - | - | - | - | - | - | |
| 44-45 | Retail trade | 421 | 1 584 | 6 372 | 62 | 29 | 22 | 7 | 4 | - | - | - | - | - | |
| 445 | Food & beverage stores | 151 | 360 | 1 531 | 12 | 2 | 4 | 3 | 3 | - | - | - | - | - | |
| 4451 | Grocery stores | (C) | (D) | (D) | 11 | 2 | 3 | 3 | 3 | - | - | - | - | - | |
| 44511 | Grocery (except convenience) stores | 101 | 253 | 1 074 | 6 | - | 2 | 2 | 2 | - | - | - | - | - | |
| 445110 | Grocery (except convenience) stores | 101 | 253 | 1 074 | 6 | - | 2 | 2 | 2 | - | - | - | - | - | |
| 48-49 | Transportation & warehousing | 165 | 1 268 | 5 113 | 26 | 16 | 6 | 3 | - | 1 | - | - | - | - | |
| 484 | Truck transportation | 149 | 1 030 | 3 984 | 23 | 14 | 6 | 2 | - | 1 | - | - | - | - | |
| 51 | Information | (B) | (D) | (D) | 5 | 3 | 1 | 1 | - | - | - | - | - | - | |
| 52 | Finance & insurance | 116 | 589 | 2 674 | 13 | 6 | 5 | - | 2 | - | - | - | - | - | |
| 522 | Credit intermediation & related activities | (C) | (D) | (D) | 7 | 1 | 4 | - | 2 | - | - | - | - | - | |
| 53 | Real estate & rental & leasing | 37 | 102 | 430 | 10 | 8 | 2 | - | - | - | - | - | - | - | |
| 54 | Professional, scientific & technical services | 60 | 273 | 1 240 | 18 | 14 | 1 | 3 | - | - | - | - | - | - | |
| 55 | Management of companies & enterprises | (A) | (D) | (D) | 1 | 1 | - | - | - | - | - | - | - | - | |
| 56 | Admin, support, waste mgt, remediation services | (A) | (D) | (D) | 5 | 4 | 1 | - | - | - | - | - | - | - | |
| 61 | Educational services | (B) | (D) | (D) | 2 | 1 | - | - | 1 | - | - | - | - | - | |
| 62 | Health care and social assistance | 175 | 869 | 3 750 | 17 | 8 | 7 | 1 | - | - | 1 | - | - | - | |
| 623 | Nursing & residential care facilities | (C) | (D) | (D) | 2 | - | 1 | - | - | - | 1 | - | - | - | |
| 6231 | Nursing care facilities | (C) | (D) | (D) | 1 | - | - | - | - | - | 1 | - | - | - | |
| 62311 | Nursing care facilities | (C) | (D) | (D) | 1 | - | - | - | - | - | 1 | - | - | - | |
| 71 | Arts, entertainment & recreation | (A) | (D) | (D) | 2 | 1 | - | 1 | - | - | - | - | - | - | |
| 72 | Accommodation & food services | 208 | 461 | 2 138 | 18 | 6 | 3 | 5 | 4 | - | - | - | - | - | |
| 722 | Food services & drinking places | 203 | 454 | 2 034 | 15 | 3 | 3 | 5 | 4 | - | - | - | - | - | |
| 81 | Other services (except public administration) | 89 | 293 | 1 118 | 26 | 20 | 5 | - | 1 | - | - | - | - | - | |
| 99 | Unclassified establishments | 10 | 33 | 76 | 6 | 5 | 1 | - | - | - | - | - | - | - | |
| SUNFLOWER | | | | | | | | | | | | | | | |
| | Total | 7 402 | 35 567 | 143 625 | 505 | 274 | 104 | 69 | 39 | 7 | 7 | 3 | 2 | - | |
| 11 | Forestry, fishing, hunting, and agriculture support | 40 | 115 | 824 | 9 | 5 | 3 | 1 | - | - | - | - | - | - | |
| 22 | Utilities | (B) | (D) | (D) | 5 | 2 | 2 | 1 | - | - | - | - | - | - | |
| 23 | Construction | 127 | 851 | 2 975 | 24 | 15 | 7 | 1 | 1 | - | - | - | - | - | |
| 31-33 | Manufacturing | 2 396 | 11 609 | 42 818 | 24 | 8 | 1 | 3 | 6 | 1 | 2 | 1 | 2 | - | |
| 311 | Food mfg | 1 181 | 5 008 | 20 315 | 8 | 1 | - | 1 | 3 | - | 1 | 1 | 1 | - | |
| 3114 | Fruit & veg preserving & specialty food mfg | (C) | (D) | (D) | 1 | - | - | - | - | - | 1 | - | - | - | |
| 31142 | Fruit & veg canning, pickling & drying | (C) | (D) | (D) | 1 | - | - | - | - | - | 1 | - | - | - | |
| 3117 | Seafood product preparation & packaging | (F) | (D) | (D) | 3 | - | - | - | 1 | - | - | 1 | 1 | - | |
| 31171 | Seafood product preparation & packaging | (F) | (D) | (D) | 3 | - | - | - | 1 | - | - | 1 | 1 | - | |
| 315 | Apparel manufacturing | 272 | 1 382 | 4 758 | 3 | - | - | - | 1 | 1 | 1 | - | - | - | |
| 3152 | Cut & sew apparel mfg | (C) | (D) | (D) | 2 | - | - | - | - | 1 | 1 | - | - | - | |
| 31521 | Cut & sew apparel contractors | (C) | (D) | (D) | 1 | - | - | - | - | - | 1 | - | - | - | |
| 333 | Machinery mfg | (F) | (D) | (D) | 4 | 2 | - | - | 1 | - | - | - | 1 | - | |
| 3331 | Ag, construction & mining machinery mfg | (F) | (D) | (D) | 3 | 1 | - | - | 1 | - | - | - | 1 | - | |
| 33311 | Agricultural implement mfg | (F) | (D) | (D) | 2 | - | - | - | 1 | - | - | - | 1 | - | |
| 42 | Wholesale trade | 547 | 3 950 | 15 994 | 32 | 15 | 10 | 5 | - | 1 | - | 1 | - | - | |
| 422 | Wholesale trade, nondurable goods | 484 | 3 664 | 14 394 | 20 | 9 | 5 | 4 | - | 1 | - | 1 | - | - | |
| 4224 | Grocery & related product whse | (E) | (D) | (D) | 5 | 1 | - | 3 | - | - | - | 1 | - | - | |
| 42249 | Other grocery & related products whse | (E) | (D) | (D) | 4 | 1 | - | 2 | - | - | - | 1 | - | - | |

See footnotes at end of table.

Table 6. Counties—Employees, Payroll, and Establishments by Industry: 2000—Con.

[Excludes most government employees, railroad employees, and self-employed persons. Size class 1 to 4 includes establishments with payroll, but no employees, during mid-March pay period. (D) denotes figures withheld to avoid disclosing data for individual companies; the data are included in broader industry totals. Detailed industries with 100 or more employees are shown if industry was not a (D). For explanation of terms, abbreviations, and data reliability/comparability, see introductory text]

| NAICS code | Industry | Number of employees for week including March 12 | Payroll (\$1,000) | | Total number of establishments | Number of establishments by employment-size class | | | | | | | | |
|-----------------------|---|---|-------------------|---------------|--------------------------------|---|-----------|-----------|----------|----------|------------|------------|------------|---------------|
| | | | First quarter | Annual | | 1 to 4 | 5 to 9 | 10 to 19 | 20 to 49 | 50 to 99 | 100 to 249 | 250 to 499 | 500 to 999 | 1,000 or more |
| SUNFLOWER—Con. | | | | | | | | | | | | | | |
| 44-45 | Retail trade | 1 162 | 4 364 | 18 159 | 133 | 65 | 30 | 27 | 9 | 1 | 1 | — | — | — |
| 441 | Motor vehicle & parts dealers | 125 | 710 | 2 734 | 12 | 5 | 2 | 3 | 2 | — | — | — | — | — |
| 444 | Bldg material & garden equip & supp dealers | 100 | 568 | 2 758 | 13 | 5 | 3 | 4 | 1 | — | — | — | — | — |
| 445 | Food & beverage stores | 341 | 935 | 4 001 | 25 | 11 | 4 | 4 | 5 | 1 | — | — | — | — |
| 4451 | Grocery stores | 327 | 913 | 3 859 | 21 | 8 | 4 | 3 | 5 | 1 | — | — | — | — |
| 44511 | Grocery (except convenience) stores | 307 | 867 | 3 676 | 17 | 6 | 3 | 2 | 5 | 1 | — | — | — | — |
| 445110 | Grocery (except convenience) stores | 307 | 867 | 3 676 | 17 | 6 | 3 | 2 | 5 | 1 | — | — | — | — |
| 447 | Gasoline stations | 166 | 450 | 1 837 | 27 | 13 | 7 | 7 | — | — | — | — | — | — |
| 4471 | Gasoline stations | 166 | 450 | 1 837 | 27 | 13 | 7 | 7 | — | — | — | — | — | — |
| 44711 | Gasoline stations with convenience stores | 153 | 410 | 1 671 | 20 | 7 | 6 | 7 | — | — | — | — | — | — |
| 447110 | Gasoline stations with convenience stores | 153 | 410 | 1 671 | 20 | 7 | 6 | 7 | — | — | — | — | — | — |
| 452 | General merchandise stores | 173 | 509 | 2 228 | 12 | 5 | 4 | 2 | — | — | 1 | — | — | — |
| 4521 | Department stores | (C) | (D) | (D) | 1 | — | — | — | — | — | 1 | — | — | — |
| 45211 | Department stores | (C) | (D) | (D) | 1 | — | — | — | — | — | 1 | — | — | — |
| 48-49 | Transportation & warehousing | 215 | 1 324 | 5 788 | 25 | 13 | 5 | 4 | 3 | — | — | — | — | — |
| 484 | Truck transportation | 114 | 538 | 2 528 | 19 | 13 | 3 | 1 | 2 | — | — | — | — | — |
| 51 | Information | 126 | 673 | 3 240 | 9 | 4 | — | 3 | 2 | — | — | — | — | — |
| 52 | Finance & insurance | 253 | 1 493 | 5 877 | 41 | 23 | 10 | 5 | 3 | — | — | — | — | — |
| 522 | Credit intermediation & related activities | 211 | 1 318 | 5 043 | 28 | 14 | 7 | 4 | 3 | — | — | — | — | — |
| 5221 | Depository credit intermediation | (C) | (D) | (D) | 15 | 4 | 4 | 4 | 3 | — | — | — | — | — |
| 52211 | Commercial banking | 174 | 1 139 | 4 287 | 13 | 2 | 4 | 4 | 3 | — | — | — | — | — |
| 522110 | Commercial banking | 174 | 1 139 | 4 287 | 13 | 2 | 4 | 4 | 3 | — | — | — | — | — |
| 53 | Real estate & rental & leasing | 35 | 143 | 729 | 12 | 10 | 1 | 1 | — | — | — | — | — | — |
| 54 | Professional, scientific & technical services | 99 | 502 | 2 410 | 28 | 22 | 4 | 1 | 1 | — | — | — | — | — |
| 55 | Management of companies & enterprises | (B) | (D) | (D) | 2 | — | 1 | — | 1 | — | — | — | — | — |
| 56 | Admin, support, waste mgt, remediation services | 164 | 536 | 2 101 | 14 | 7 | 3 | 1 | 3 | — | — | — | — | — |
| 561 | Administrative & support services | 164 | 536 | 2 101 | 14 | 7 | 3 | 1 | 3 | — | — | — | — | — |
| 61 | Educational services | (B) | (D) | (D) | 3 | 1 | — | — | 1 | 1 | — | — | — | — |
| 62 | Health care and social assistance | 1 088 | 5 037 | 20 420 | 39 | 16 | 10 | 5 | 1 | 3 | 4 | — | — | — |
| 621 | Ambulatory health care services | 264 | 1 387 | 5 721 | 21 | 10 | 5 | 3 | 1 | 2 | — | — | — | — |
| 6216 | Home health care services | (C) | (D) | (D) | 3 | 1 | — | — | 1 | 1 | — | — | — | — |
| 62161 | Home health care services | (C) | (D) | (D) | 3 | 1 | — | — | 1 | 1 | — | — | — | — |
| 622 | Hospitals | (E) | (D) | (D) | 2 | — | — | — | — | — | 2 | — | — | — |
| 6221 | General medical & surgical hospitals | (E) | (D) | (D) | 2 | — | — | — | — | — | 2 | — | — | — |
| 62211 | General medical & surgical hospitals | (E) | (D) | (D) | 2 | — | — | — | — | — | 2 | — | — | — |
| 623 | Nursing & residential care facilities | (C) | (D) | (D) | 3 | — | — | 1 | — | 1 | — | — | — | — |
| 6231 | Nursing care facilities | (C) | (D) | (D) | 3 | — | — | 1 | — | 1 | — | — | — | — |
| 62311 | Nursing care facilities | (C) | (D) | (D) | 3 | — | — | 1 | — | 1 | — | — | — | — |
| 624 | Social assistance | 211 | 784 | 3 105 | 13 | 6 | 5 | 1 | — | — | 1 | — | — | — |
| 6243 | Vocational rehabilitation services | (C) | (D) | (D) | 1 | — | — | — | — | — | 1 | — | — | — |
| 62431 | Vocational rehabilitation services | (C) | (D) | (D) | 1 | — | — | — | — | — | 1 | — | — | — |
| 71 | Arts, entertainment & recreation | (A) | (D) | (D) | 2 | 1 | — | 1 | — | — | — | — | — | — |
| 72 | Accommodation & food services | 265 | 521 | 2 637 | 23 | 10 | 4 | 3 | 6 | — | — | — | — | — |
| 722 | Food services & drinking places | 243 | 472 | 2 409 | 18 | 6 | 4 | 2 | 6 | — | — | — | — | — |
| 7222 | Limited-service eating places | 193 | 367 | 1 984 | 11 | 3 | 2 | 1 | 5 | — | — | — | — | — |
| 72221 | Limited-service eating places | 193 | 367 | 1 984 | 11 | 3 | 2 | 1 | 5 | — | — | — | — | — |
| 81 | Other services (except public administration) | 304 | 1 048 | 4 593 | 71 | 51 | 12 | 6 | 2 | — | — | — | — | — |
| 811 | Repair & maintenance | 102 | 498 | 2 367 | 25 | 17 | 5 | 2 | 1 | — | — | — | — | — |
| 813 | Religious, grantmaking, civic, prof & like organizations | 135 | 313 | 1 230 | 29 | 20 | 6 | 2 | 1 | — | — | — | — | — |
| 8131 | Religious organizations | 108 | 263 | 1 019 | 22 | 14 | 6 | 1 | 1 | — | — | — | — | — |
| 81311 | Religious organizations | 108 | 263 | 1 019 | 22 | 14 | 6 | 1 | 1 | — | — | — | — | — |
| 813110 | Religious organizations | 108 | 263 | 1 019 | 22 | 14 | 6 | 1 | 1 | — | — | — | — | — |
| 95 | Auxiliaries (exc corporate, subsidiary & regional mgt) | (E) | (D) | (D) | 1 | — | — | — | — | — | — | 1 | — | — |
| 99 | Unclassified establishments | (B) | (D) | (D) | 8 | 6 | 1 | 1 | — | — | — | — | — | — |

See footnotes at end of table.

Table 6. Counties—Employees, Payroll, and Establishments by Industry: 2000—Con.

[Excludes most government employees, railroad employees, and self-employed persons. Size class 1 to 4 includes establishments with payroll, but no employees, during mid-March pay period. (D) denotes figures withheld to avoid disclosing data for individual companies; the data are included in broader industry totals. Detailed industries with 100 or more employees are shown if industry was not a (D). For explanation of terms, abbreviations, and data reliability/comparability, see introductory text]

| NAICS code | Industry | Number of employees for week including March 12 | Payroll (\$1,000) | | Total number of establishments | Number of establishments by employment-size class | | | | | | | | |
|---------------------|--|---|-------------------|----------------|--------------------------------|---|-----------|-----------|-----------|----------|------------|------------|------------|---------------|
| | | | First quarter | Annual | | 1 to 4 | 5 to 9 | 10 to 19 | 20 to 49 | 50 to 99 | 100 to 249 | 250 to 499 | 500 to 999 | 1,000 or more |
| TALLAHATCHIE | | | | | | | | | | | | | | |
| | Total | 1 463 | 6 173 | 27 792 | 185 | 115 | 34 | 23 | 9 | 1 | 3 | - | - | - |
| 11 | Forestry, fishing, hunting, and agriculture support | 44 | 161 | 1 638 | 9 | 5 | 2 | 2 | - | - | - | - | - | - |
| 22 | Utilities | (A) | (D) | (D) | 2 | 2 | - | - | - | - | - | - | - | - |
| 23 | Construction | (B) | (D) | (D) | 9 | 7 | 1 | 1 | - | - | - | - | - | - |
| 31-33 | Manufacturing | 348 | 1 357 | 5 034 | 6 | 2 | - | - | 2 | - | 2 | - | - | - |
| 315 | Apparel manufacturing | (E) | (D) | (D) | 2 | - | - | - | - | - | 2 | - | - | - |
| 3151 | Apparel knitting mills | (C) | (D) | (D) | 1 | - | - | - | - | - | 1 | - | - | - |
| 31519 | Other apparel knitting mills | (C) | (D) | (D) | 1 | - | - | - | - | - | 1 | - | - | - |
| 3152 | Cut & sew apparel mfg | (C) | (D) | (D) | 1 | - | - | - | - | - | 1 | - | - | - |
| 31522 | Men's, boys' cut & sew apparel mfg | (C) | (D) | (D) | 1 | - | - | - | - | - | 1 | - | - | - |
| 42 | Wholesale trade | 92 | 519 | 1 800 | 9 | 2 | 3 | 3 | 1 | - | - | - | - | - |
| 44-45 | Retail trade | 292 | 935 | 3 955 | 45 | 24 | 11 | 8 | 2 | - | - | - | - | - |
| 48-49 | Transportation & warehousing | 67 | 269 | 1 273 | 15 | 11 | 1 | 3 | - | - | - | - | - | - |
| 51 | Information | 9 | 59 | 228 | 4 | 4 | - | - | - | - | - | - | - | - |
| 52 | Finance & insurance | 44 | 276 | 1 135 | 10 | 6 | 3 | 1 | - | - | - | - | - | - |
| 53 | Real estate & rental & leasing | (A) | (D) | (D) | 4 | 3 | 1 | - | - | - | - | - | - | - |
| 54 | Professional, scientific & technical services | 24 | 137 | 656 | 12 | 10 | 2 | - | - | - | - | - | - | - |
| 55 | Management of companies & enterprises | (B) | (D) | (D) | 2 | 1 | - | - | 1 | - | - | - | - | - |
| 56 | Admin, support, waste mgt, remediation services | 69 | 554 | 2 743 | 3 | 1 | 1 | - | - | 1 | - | - | - | - |
| 61 | Educational services | (B) | (D) | (D) | 1 | - | - | - | 1 | - | - | - | - | - |
| 62 | Health care and social assistance | 245 | 1 086 | 4 567 | 11 | 3 | 2 | 3 | 2 | - | 1 | - | - | - |
| 622 | Hospitals | (C) | (D) | (D) | 1 | - | - | - | - | - | 1 | - | - | - |
| 6221 | General medical & surgical hospitals | (C) | (D) | (D) | 1 | - | - | - | - | - | 1 | - | - | - |
| 62211 | General medical & surgical hospitals | (C) | (D) | (D) | 1 | - | - | - | - | - | 1 | - | - | - |
| 71 | Arts, entertainment & recreation | (A) | (D) | (D) | 2 | 1 | 1 | - | - | - | - | - | - | - |
| 72 | Accommodation & food services | 32 | 58 | 265 | 11 | 8 | 2 | 1 | - | - | - | - | - | - |
| 81 | Other services (except public administration) | 74 | 173 | 715 | 28 | 23 | 4 | 1 | - | - | - | - | - | - |
| 99 | Unclassified establishments | (A) | (D) | (D) | 2 | 2 | - | - | - | - | - | - | - | - |
| TATE | | | | | | | | | | | | | | |
| | Total | 5 576 | 26 084 | 106 016 | 414 | 226 | 99 | 49 | 26 | 5 | 4 | 4 | 1 | - |
| 11 | Forestry, fishing, hunting, and agriculture support | (A) | (D) | (D) | 2 | 2 | - | - | - | - | - | - | - | - |
| 22 | Utilities | (B) | (D) | (D) | 6 | 5 | - | - | 1 | - | - | - | - | - |
| 23 | Construction | 161 | 763 | 3 015 | 45 | 32 | 10 | 3 | - | - | - | - | - | - |
| 235 | Special trade contractors | 131 | 620 | 2 319 | 31 | 20 | 8 | 3 | - | - | - | - | - | - |
| 31-33 | Manufacturing | 1 869 | 11 184 | 45 050 | 16 | 6 | 2 | 1 | 1 | 1 | 2 | 2 | 1 | - |
| 315 | Apparel manufacturing | (E) | (D) | (D) | 1 | - | - | - | - | - | - | 1 | - | - |
| 3152 | Cut & sew apparel mfg | (E) | (D) | (D) | 1 | - | - | - | - | - | - | 1 | - | - |
| 31529 | Other cut & sew apparel mfg | (E) | (D) | (D) | 1 | - | - | - | - | - | - | 1 | - | - |
| 323 | Printing & related support activities | (E) | (D) | (D) | 1 | - | - | - | - | - | - | 1 | - | - |
| 3231 | Printing & related support activities | (E) | (D) | (D) | 1 | - | - | - | - | - | - | 1 | - | - |
| 32311 | Printing | (E) | (D) | (D) | 1 | - | - | - | - | - | - | 1 | - | - |
| 326 | Plastics & rubber products mfg | (C) | (D) | (D) | 1 | - | - | - | - | - | 1 | - | - | - |
| 3261 | Plastics product mfg | (C) | (D) | (D) | 1 | - | - | - | - | - | 1 | - | - | - |
| 32615 | Foam product (exc polystyrene) mfg | (C) | (D) | (D) | 1 | - | - | - | - | - | 1 | - | - | - |
| 331 | Primary metal mfg | (C) | (D) | (D) | 2 | 1 | - | - | - | - | 1 | - | - | - |
| 3313 | Alumina & aluminum production & processing .. | (C) | (D) | (D) | 2 | 1 | - | - | - | - | 1 | - | - | - |
| 33131 | Alumina & aluminum production & processing | (C) | (D) | (D) | 2 | 1 | - | - | - | - | 1 | - | - | - |
| 337 | Furniture & related product mfg | (F) | (D) | (D) | 2 | - | - | - | 1 | - | - | - | 1 | - |
| 3371 | HH & institutional furniture & kitchen cabinet mfg | (F) | (D) | (D) | 2 | - | - | - | 1 | - | - | - | 1 | - |
| 33712 | Household & institutional furniture mfg | (F) | (D) | (D) | 2 | - | - | - | 1 | - | - | - | 1 | - |
| 42 | Wholesale trade | 133 | 536 | 2 073 | 16 | 7 | 6 | 1 | 2 | - | - | - | - | - |

See footnotes at end of table.

Table 6. Counties—Employees, Payroll, and Establishments by Industry: 2000—Con.

[Excludes most government employees, railroad employees, and self-employed persons. Size class 1 to 4 includes establishments with payroll, but no employees, during mid-March pay period. (D) denotes figures withheld to avoid disclosing data for individual companies; the data are included in broader industry totals. Detailed industries with 100 or more employees are shown if industry was not a (D). For explanation of terms, abbreviations, and data reliability/comparability, see introductory text]

| NAICS code | Industry | Number of employees for week including March 12 | Payroll (\$1,000) | | Total number of establishments | Number of establishments by employment-size class | | | | | | | | |
|------------------|--|---|-------------------|----------------|--------------------------------|---|-----------|-----------|-----------|----------|------------|------------|------------|---------------|
| | | | First quarter | Annual | | 1 to 4 | 5 to 9 | 10 to 19 | 20 to 49 | 50 to 99 | 100 to 249 | 250 to 499 | 500 to 999 | 1,000 or more |
| TATE—Con. | | | | | | | | | | | | | | |
| 44-45 | Retail trade | 1 441 | 5 638 | 23 246 | 103 | 42 | 29 | 19 | 10 | 1 | 1 | 1 | — | — |
| 441 | Motor vehicle & parts dealers | 182 | 1 386 | 5 753 | 13 | 3 | 3 | 3 | 4 | — | — | — | — | — |
| 4411 | Automobile dealers | (C) | (D) | (D) | 7 | 2 | — | 1 | 4 | — | — | — | — | — |
| 44111 | New car dealers | 122 | 1 099 | 4 495 | 5 | 1 | — | — | 4 | — | — | — | — | — |
| 441110 | New car dealers | 122 | 1 099 | 4 495 | 5 | 1 | — | — | 4 | — | — | — | — | — |
| 445 | Food & beverage stores | (E) | (D) | (D) | 16 | 11 | 1 | 1 | 1 | 1 | 1 | — | — | — |
| 4451 | Grocery stores | (E) | (D) | (D) | 14 | 10 | — | 1 | 1 | 1 | 1 | — | — | — |
| 44511 | Grocery (except convenience) stores | 316 | 879 | 3 390 | 13 | 9 | — | 1 | 1 | 1 | 1 | — | — | — |
| 445110 | Grocery (except convenience) stores | 316 | 879 | 3 390 | 13 | 9 | — | 1 | 1 | 1 | 1 | — | — | — |
| 447 | Gasoline stations | 120 | 444 | 1 672 | 11 | — | 6 | 3 | 2 | — | — | — | — | — |
| 4471 | Gasoline stations | 120 | 444 | 1 672 | 11 | — | 6 | 3 | 2 | — | — | — | — | — |
| 44711 | Gasoline stations with convenience stores ... | (C) | (D) | (D) | 9 | — | 4 | 3 | 2 | — | — | — | — | — |
| 452 | General merchandise stores | (E) | (D) | (D) | 6 | 1 | 1 | 3 | — | — | — | 1 | — | — |
| 4529 | Other general merchandise stores | (E) | (D) | (D) | 6 | 1 | 1 | 3 | — | — | — | 1 | — | — |
| 45291 | Warehouse clubs & superstores | (E) | (D) | (D) | 1 | — | — | — | — | — | — | 1 | — | — |
| 48-49 | Transportation & warehousing | (B) | (D) | (D) | 9 | 6 | 1 | 2 | — | — | — | — | — | — |
| 51 | Information | 80 | 677 | 2 804 | 9 | 5 | 2 | — | 2 | — | — | — | — | — |
| 52 | Finance & insurance | 203 | 1 716 | 6 067 | 36 | 17 | 15 | 3 | 1 | — | — | — | — | — |
| 522 | Credit intermediation & related activities | 152 | 1 252 | 4 643 | 25 | 10 | 12 | 2 | 1 | — | — | — | — | — |
| 5221 | Depository credit intermediation | 111 | 940 | 3 517 | 13 | 2 | 8 | 2 | 1 | — | — | — | — | — |
| 52211 | Commercial banking | 111 | 940 | 3 517 | 13 | 2 | 8 | 2 | 1 | — | — | — | — | — |
| 522110 | Commercial banking | 111 | 940 | 3 517 | 13 | 2 | 8 | 2 | 1 | — | — | — | — | — |
| 53 | Real estate & rental & leasing | 63 | 163 | 584 | 14 | 10 | 1 | 3 | — | — | — | — | — | — |
| 54 | Professional, scientific & technical services | 83 | 348 | 1 516 | 23 | 16 | 6 | 1 | — | — | — | — | — | — |
| 56 | Admin, support, waste mgt, remediation services | (B) | (D) | (D) | 11 | 9 | 2 | — | — | — | — | — | — | — |
| 61 | Educational services | (B) | (D) | (D) | 2 | 1 | — | — | — | 1 | — | — | — | — |
| 62 | Health care and social assistance | 319 | 1 459 | 6 920 | 37 | 16 | 13 | 6 | 1 | — | 1 | — | — | — |
| 621 | Ambulatory health care services | 125 | 714 | 3 969 | 24 | 10 | 11 | 3 | — | — | — | — | — | — |
| 623 | Nursing & residential care facilities | (C) | (D) | (D) | 5 | 1 | — | 2 | 1 | — | 1 | — | — | — |
| 6231 | Nursing care facilities | (C) | (D) | (D) | 2 | — | — | — | 1 | — | 1 | — | — | — |
| 62311 | Nursing care facilities | (C) | (D) | (D) | 2 | — | — | — | 1 | — | 1 | — | — | — |
| 71 | Arts, entertainment & recreation | (A) | (D) | (D) | 3 | 2 | 1 | — | — | — | — | — | — | — |
| 72 | Accommodation & food services | 386 | 744 | 2 967 | 22 | 8 | 3 | 4 | 5 | 2 | — | — | — | — |
| 722 | Food services & drinking places | (E) | (D) | (D) | 20 | 7 | 3 | 3 | 5 | 2 | — | — | — | — |
| 7222 | Limited-service eating places | 358 | 663 | 2 661 | 13 | 2 | 1 | 3 | 5 | 2 | — | — | — | — |
| 72221 | Limited-service eating places | 358 | 663 | 2 661 | 13 | 2 | 1 | 3 | 5 | 2 | — | — | — | — |
| 81 | Other services (except public administration) | 649 | 1 689 | 7 191 | 56 | 38 | 8 | 6 | 3 | — | — | 1 | — | — |
| 813 | Religious, grantmaking, civic, prof & like organizations | (E) | (D) | (D) | 28 | 21 | 4 | 1 | 1 | — | — | 1 | — | — |
| 8131 | Religious organizations | 467 | 1 022 | 4 323 | 26 | 19 | 4 | 1 | 1 | — | — | 1 | — | — |
| 81311 | Religious organizations | 467 | 1 022 | 4 323 | 26 | 19 | 4 | 1 | 1 | — | — | 1 | — | — |
| 813110 | Religious organizations | 467 | 1 022 | 4 323 | 26 | 19 | 4 | 1 | 1 | — | — | 1 | — | — |
| 99 | Unclassified establishments | 3 | 4 | 30 | 4 | 4 | — | — | — | — | — | — | — | — |
| TIPPAH | | | | | | | | | | | | | | |
| | Total | 7 124 | 38 100 | 157 232 | 397 | 212 | 82 | 52 | 30 | 8 | 9 | 2 | 2 | — |
| 11 | Forestry, fishing, hunting, and agriculture support | (B) | (D) | (D) | 8 | 4 | 2 | 1 | 1 | — | — | — | — | — |
| 21 | Mining | (C) | (D) | (D) | 4 | 1 | — | — | 2 | 1 | — | — | — | — |
| 212 | Mining (except oil & gas) | (C) | (D) | (D) | 4 | 1 | — | — | 2 | 1 | — | — | — | — |
| 2123 | Nonmetallic mineral mining & quarrying | (C) | (D) | (D) | 4 | 1 | — | — | 2 | 1 | — | — | — | — |
| 21232 | Sand, gravel, clay, refractory minerals mining | (C) | (D) | (D) | 4 | 1 | — | — | 2 | 1 | — | — | — | — |
| 22 | Utilities | (B) | (D) | (D) | 7 | 4 | 1 | 1 | 1 | — | — | — | — | — |
| 23 | Construction | 736 | 3 898 | 20 007 | 37 | 20 | 6 | 6 | 3 | 1 | — | 1 | — | — |
| 234 | Heavy construction | 555 | 3 103 | 16 885 | 13 | 5 | 2 | 2 | 3 | — | — | 1 | — | — |
| 2341 | Highway, street, bridge & tunnel construction ... | 489 | 2 815 | 15 525 | 6 | 2 | — | 2 | 1 | — | — | 1 | — | — |
| 23411 | Highway & street construction | 489 | 2 815 | 15 525 | 6 | 2 | — | 2 | 1 | — | — | 1 | — | — |
| 234110 | Highway & street construction | 489 | 2 815 | 15 525 | 6 | 2 | — | 2 | 1 | — | — | 1 | — | — |

See footnotes at end of table.

Table 6. Counties—Employees, Payroll, and Establishments by Industry: 2000—Con.

[Excludes most government employees, railroad employees, and self-employed persons. Size class 1 to 4 includes establishments with payroll, but no employees, during mid-March pay period. (D) denotes figures withheld to avoid disclosing data for individual companies; the data are included in broader industry totals. Detailed industries with 100 or more employees are shown if industry was not a (D). For explanation of terms, abbreviations, and data reliability/comparability, see introductory text]

| NAICS code | Industry | Number of employees for week including March 12 | Payroll (\$1,000) | | Total number of establishments | Number of establishments by employment-size class | | | | | | | | |
|--------------|--|---|--------------------|---------------|--------------------------------|---|-----------|-----------|----------|----------|------------|------------|------------|---------------|
| | | | First quarter | Annual | | 1 to 4 | 5 to 9 | 10 to 19 | 20 to 49 | 50 to 99 | 100 to 249 | 250 to 499 | 500 to 999 | 1,000 or more |
| | | | TIPPAH—Con. | | | | | | | | | | | |
| 31-33 | Manufacturing | 3 286 | 21 032 | 81 691 | 36 | 10 | 5 | 5 | 7 | 1 | 5 | 1 | 2 | - |
| 321 | Wood product mfg | 277 | 1 536 | 6 081 | 6 | 1 | 1 | 1 | 1 | 1 | 1 | - | - | - |
| 3211 | Sawmills & wood preservation | (C) | (D) | (D) | 2 | - | - | - | - | 1 | 1 | - | - | - |
| 32111 | Sawmills & wood preservation | (C) | (D) | (D) | 2 | - | - | - | - | 1 | 1 | - | - | - |
| 326 | Plastics & rubber products mfg | (F) | (D) | (D) | 3 | - | - | - | 2 | - | - | 1 | - | - |
| 3262 | Rubber product mfg | (E) | (D) | (D) | 1 | - | - | - | - | - | - | 1 | - | - |
| 32629 | Other rubber product mfg | (E) | (D) | (D) | 1 | - | - | - | - | - | - | 1 | - | - |
| 333 | Machinery mfg | (C) | (D) | (D) | 1 | - | - | - | - | - | 1 | - | - | - |
| 3339 | Other general purpose machinery mfg | (C) | (D) | (D) | 1 | - | - | - | - | - | 1 | - | - | - |
| 33392 | Material handling equipment mfg | (C) | (D) | (D) | 1 | - | - | - | - | - | 1 | - | - | - |
| 337 | Furniture & related product mfg | 2 217 | 14 542 | 55 803 | 16 | 4 | 2 | 3 | 2 | - | 3 | - | 2 | - |
| 3371 | HH & institutional furniture & kitchen cabinet mfg | (G) | (D) | (D) | 13 | 3 | 2 | 2 | 2 | - | 2 | - | 2 | - |
| 33712 | Household & institutional furniture mfg | (G) | (D) | (D) | 12 | 2 | 2 | 2 | 2 | - | 2 | - | 2 | - |
| 3372 | Office furniture (including fixtures) mfg | (C) | (D) | (D) | 3 | 1 | - | 1 | - | - | 1 | - | - | - |
| 33721 | Office furniture (including fixtures) mfg | (C) | (D) | (D) | 3 | 1 | - | 1 | - | - | 1 | - | - | - |
| 42 | Wholesale trade | 134 | 839 | 3 081 | 20 | 10 | 4 | 5 | 1 | - | - | - | - | - |
| 44-45 | Retail trade | 868 | 2 817 | 11 995 | 100 | 51 | 25 | 16 | 6 | 1 | 1 | - | - | - |
| 445 | Food & beverage stores | 271 | 656 | 2 624 | 15 | 8 | - | 1 | 5 | 1 | - | - | - | - |
| 4451 | Grocery stores | 271 | 656 | 2 624 | 15 | 8 | - | 1 | 5 | 1 | - | - | - | - |
| 44511 | Grocery (except convenience) stores | 213 | 486 | 1 953 | 9 | 4 | - | - | 4 | 1 | - | - | - | - |
| 445110 | Grocery (except convenience) stores | 213 | 486 | 1 953 | 9 | 4 | - | - | 4 | 1 | - | - | - | - |
| 447 | Gasoline stations | 112 | 292 | 1 589 | 17 | 6 | 6 | 5 | - | - | - | - | - | - |
| 4471 | Gasoline stations | 112 | 292 | 1 589 | 17 | 6 | 6 | 5 | - | - | - | - | - | - |
| 452 | General merchandise stores | 192 | 556 | 2 331 | 10 | 2 | 5 | 2 | - | - | 1 | - | - | - |
| 4521 | Department stores | (C) | (D) | (D) | 1 | - | - | - | - | - | 1 | - | - | - |
| 45211 | Department stores | (C) | (D) | (D) | 1 | - | - | - | - | - | 1 | - | - | - |
| 48-49 | Transportation & warehousing | 171 | 1 371 | 5 475 | 22 | 13 | 6 | 2 | - | 1 | - | - | - | - |
| 484 | Truck transportation | 171 | 1 371 | 5 475 | 22 | 13 | 6 | 2 | - | 1 | - | - | - | - |
| 4841 | General freight trucking | 127 | 1 131 | 4 529 | 11 | 6 | 3 | 1 | - | 1 | - | - | - | - |
| 48412 | General freight trucking, long-distance | (C) | (D) | (D) | 9 | 4 | 3 | 1 | - | 1 | - | - | - | - |
| 51 | Information | 74 | 294 | 1 416 | 11 | 6 | 3 | 1 | 1 | - | - | - | - | - |
| 52 | Finance & insurance | 174 | 1 120 | 4 311 | 19 | 15 | 1 | 1 | 1 | 1 | - | - | - | - |
| 522 | Credit intermediation & related activities | 156 | 1 016 | 3 938 | 13 | 10 | - | 1 | 1 | 1 | - | - | - | - |
| 5221 | Depository credit intermediation | 132 | 851 | 3 203 | 5 | 2 | - | 1 | 1 | 1 | - | - | - | - |
| 52211 | Commercial banking | 132 | 851 | 3 203 | 5 | 2 | - | 1 | 1 | 1 | - | - | - | - |
| 522110 | Commercial banking | 132 | 851 | 3 203 | 5 | 2 | - | 1 | 1 | 1 | - | - | - | - |
| 53 | Real estate & rental & leasing | 62 | 308 | 1 413 | 8 | 4 | 2 | 1 | 1 | - | - | - | - | - |
| 54 | Professional, scientific & technical services | 107 | 435 | 1 943 | 17 | 10 | 4 | 2 | 1 | - | - | - | - | - |
| 541 | Professional, scientific & technical services | 107 | 435 | 1 943 | 17 | 10 | 4 | 2 | 1 | - | - | - | - | - |
| 55 | Management of companies & enterprises | (A) | (D) | (D) | 2 | 2 | - | - | - | - | - | - | - | - |
| 56 | Admin, support, waste mgt, remediation services | 40 | 142 | 1 140 | 8 | 6 | - | 2 | - | - | - | - | - | - |
| 61 | Educational services | (C) | (D) | (D) | 6 | 3 | - | 1 | 1 | - | 1 | - | - | - |
| 611 | Educational services | (C) | (D) | (D) | 6 | 3 | - | 1 | 1 | - | 1 | - | - | - |
| 6113 | Colleges, universities & professional schools | (C) | (D) | (D) | 1 | - | - | - | - | - | 1 | - | - | - |
| 61131 | Colleges, universities & professional schools | (C) | (D) | (D) | 1 | - | - | - | - | - | 1 | - | - | - |
| 62 | Health care and social assistance | 555 | 2 525 | 11 209 | 21 | 8 | 7 | 3 | - | 1 | 2 | - | - | - |
| 622 | Hospitals | (C) | (D) | (D) | 1 | - | - | - | - | - | 1 | - | - | - |
| 6221 | General medical & surgical hospitals | (C) | (D) | (D) | 1 | - | - | - | - | - | 1 | - | - | - |
| 62211 | General medical & surgical hospitals | (C) | (D) | (D) | 1 | - | - | - | - | - | 1 | - | - | - |
| 623 | Nursing & residential care facilities | (C) | (D) | (D) | 3 | 1 | - | - | - | - | 1 | - | - | - |
| 6231 | Nursing care facilities | (C) | (D) | (D) | 2 | - | - | - | - | - | 1 | - | - | - |
| 62311 | Nursing care facilities | (C) | (D) | (D) | 2 | - | - | - | - | - | 1 | - | - | - |
| 71 | Arts, entertainment & recreation | 9 | 15 | 81 | 3 | 3 | - | - | - | - | - | - | - | - |
| 72 | Accommodation & food services | 238 | 483 | 1 761 | 19 | 5 | 6 | 5 | 2 | 1 | - | - | - | - |
| 722 | Food services & drinking places | (C) | (D) | (D) | 18 | 5 | 5 | 5 | 2 | 1 | - | - | - | - |
| 7222 | Limited-service eating places | 194 | 398 | 1 437 | 11 | 1 | 4 | 3 | 2 | 1 | - | - | - | - |
| 72221 | Limited-service eating places | 194 | 398 | 1 437 | 11 | 1 | 4 | 3 | 2 | 1 | - | - | - | - |
| 81 | Other services (except public administration) | 198 | 491 | 2 129 | 45 | 33 | 10 | - | 2 | - | - | - | - | - |
| 813 | Religious, grantmaking, civic, prof & like organizations | 152 | 319 | 1 435 | 32 | 25 | 5 | - | 2 | - | - | - | - | - |
| 8131 | Religious organizations | 140 | 302 | 1 355 | 26 | 19 | 5 | - | 2 | - | - | - | - | - |
| 81311 | Religious organizations | 140 | 302 | 1 355 | 26 | 19 | 5 | - | 2 | - | - | - | - | - |
| 813110 | Religious organizations | 140 | 302 | 1 355 | 26 | 19 | 5 | - | 2 | - | - | - | - | - |
| 99 | Unclassified establishments | 1 | 2 | 100 | 4 | 4 | - | - | - | - | - | - | - | - |

See footnotes at end of table.

Table 6. Counties—Employees, Payroll, and Establishments by Industry: 2000—Con.

[Excludes most government employees, railroad employees, and self-employed persons. Size class 1 to 4 includes establishments with payroll, but no employees, during mid-March pay period. (D) denotes figures withheld to avoid disclosing data for individual companies; the data are included in broader industry totals. Detailed industries with 100 or more employees are shown if industry was not a (D). For explanation of terms, abbreviations, and data reliability/comparability, see introductory text]

| NAICS code | Industry | Number of employees for week including March 12 | Payroll (\$1,000) | | Total number of establishments | Number of establishments by employment-size class | | | | | | | | | |
|--------------|--|---|-------------------|----------------|--------------------------------|---|-----------|-----------|-----------|-----------|----------|----------|--------|---------------|---|
| | | | First quarter | Annual | | 1 to | 5 to | 10 to | 20 to | 50 to | 100 to | 250 to | 500 to | 1,000 or more | |
| | | | | | | 4 | 9 | 19 | 49 | 99 | 249 | 499 | 999 | | |
| | TISHOMINGO | | | | | | | | | | | | | | |
| | Total | 5 254 | 28 229 | 114 369 | 414 | 227 | 95 | 43 | 28 | 10 | 8 | 3 | | | |
| 11 | Forestry, fishing, hunting, and agriculture support | (C) | (D) | (D) | 16 | 6 | 7 | 3 | — | — | — | — | — | — | — |
| 113 | Forestry and logging | (C) | (D) | (D) | 16 | 6 | 7 | 3 | — | — | — | — | — | — | — |
| 21 | Mining | (B) | (D) | (D) | 1 | — | — | — | — | 1 | — | — | — | — | — |
| 22 | Utilities | (B) | (D) | (D) | 6 | 5 | — | — | 1 | — | — | — | — | — | — |
| 23 | Construction | 214 | 1 390 | 5 404 | 25 | 16 | 2 | 4 | 2 | 1 | — | — | — | — | — |
| 235 | Special trade contractors | 101 | 470 | 1 969 | 12 | 8 | — | 2 | 2 | — | — | — | — | — | — |
| 31-33 | Manufacturing | 2 566 | 15 383 | 60 404 | 43 | 14 | 4 | 5 | 7 | 4 | 6 | 3 | — | — | — |
| 315 | Apparel manufacturing | (E) | (D) | (D) | 2 | — | — | — | — | 1 | — | 1 | — | — | — |
| 3152 | Cut & sew apparel mfg | (E) | (D) | (D) | 2 | — | — | — | — | 1 | — | 1 | — | — | — |
| 31522 | Men's, boys' cut & sew apparel mfg | (E) | (D) | (D) | 2 | — | — | — | — | 1 | — | 1 | — | — | — |
| 321 | Wood product mfg | 476 | 2 602 | 9 123 | 5 | 1 | 1 | 1 | 1 | — | — | 1 | — | — | — |
| 3219 | Other wood product mfg | (E) | (D) | (D) | 4 | 1 | — | 1 | 1 | — | — | 1 | — | — | — |
| 32199 | All other wood product mfg | (E) | (D) | (D) | 1 | — | — | — | — | — | — | 1 | — | — | — |
| 326 | Plastics & rubber products mfg | 110 | 736 | 2 255 | 3 | — | 1 | 1 | — | 1 | — | — | — | — | — |
| 3261 | Plastics product mfg | 110 | 736 | 2 255 | 3 | — | 1 | 1 | — | 1 | — | — | — | — | — |
| 32619 | Other plastics product mfg | (C) | (D) | (D) | 2 | — | — | 1 | — | 1 | — | — | — | — | — |
| 332 | Fabricated metal product mfg | 195 | 1 464 | 6 028 | 8 | 4 | 1 | — | 2 | — | 1 | — | — | — | — |
| 3324 | Boiler, tank & shipping container mfg | (C) | (D) | (D) | 1 | — | — | — | — | — | 1 | — | — | — | — |
| 33241 | Power boiler & heat exchanger mfg | (C) | (D) | (D) | 1 | — | — | — | — | — | 1 | — | — | — | — |
| 336 | Transportation equipment mfg | 447 | 3 715 | 14 274 | 5 | — | — | 1 | 1 | 1 | 2 | — | — | — | — |
| 3362 | Motor vehicle body & trailer mfg | (E) | (D) | (D) | 3 | — | — | — | 1 | 1 | 1 | — | — | — | — |
| 33621 | Motor vehicle body & trailer mfg | (E) | (D) | (D) | 3 | — | — | — | 1 | 1 | 1 | — | — | — | — |
| 3364 | Aerospace product & parts mfg | (C) | (D) | (D) | 1 | — | — | — | — | — | 1 | — | — | — | — |
| 33641 | Aerospace product & parts mfg | (C) | (D) | (D) | 1 | — | — | — | — | — | 1 | — | — | — | — |
| 337 | Furniture & related product mfg | 911 | 5 247 | 21 853 | 10 | 3 | 1 | — | 1 | 1 | 3 | 1 | — | — | — |
| 3371 | HH & institutional furniture & kitchen cabinet mfg | (F) | (D) | (D) | 9 | 3 | 1 | — | 1 | — | 3 | 1 | — | — | — |
| 33712 | Household & institutional furniture mfg | (F) | (D) | (D) | 9 | 3 | 1 | — | 1 | — | 3 | 1 | — | — | — |
| 42 | Wholesale trade | 253 | 1 305 | 5 164 | 26 | 11 | 7 | 5 | 2 | 1 | — | — | — | — | — |
| 421 | Wholesale trade, durable goods | 219 | 976 | 4 179 | 20 | 7 | 6 | 5 | 1 | 1 | — | — | — | — | — |
| 44-45 | Retail trade | 624 | 2 491 | 10 666 | 94 | 51 | 29 | 6 | 7 | 1 | — | — | — | — | — |
| 445 | Food & beverage stores | 122 | 469 | 2 167 | 17 | 10 | 3 | 1 | 3 | — | — | — | — | — | — |
| 4451 | Grocery stores | (C) | (D) | (D) | 16 | 10 | 2 | 1 | 3 | — | — | — | — | — | — |
| 44511 | Grocery (except convenience) stores | 106 | 334 | 1 365 | 11 | 6 | 1 | 1 | 3 | — | — | — | — | — | — |
| 445110 | Grocery (except convenience) stores | 106 | 334 | 1 365 | 11 | 6 | 1 | 1 | 3 | — | — | — | — | — | — |
| 447 | Gasoline stations | 110 | 190 | 815 | 19 | 9 | 7 | 2 | 1 | — | — | — | — | — | — |
| 4471 | Gasoline stations | 110 | 190 | 815 | 19 | 9 | 7 | 2 | 1 | — | — | — | — | — | — |
| 452 | General merchandise stores | 124 | 391 | 1 651 | 7 | 2 | 4 | — | — | 1 | — | — | — | — | — |
| 48-49 | Transportation & warehousing | 198 | 887 | 3 792 | 28 | 20 | 3 | 2 | 2 | 1 | — | — | — | — | — |
| 484 | Truck transportation | 185 | 833 | 3 610 | 24 | 17 | 2 | 2 | 2 | 1 | — | — | — | — | — |
| 51 | Information | 30 | 121 | 522 | 9 | 6 | 2 | 1 | — | — | — | — | — | — | — |
| 52 | Finance & insurance | 143 | 904 | 3 340 | 29 | 15 | 12 | 1 | 1 | — | — | — | — | — | — |
| 522 | Credit intermediation & related activities | 118 | 800 | 2 856 | 18 | 6 | 10 | 1 | 1 | — | — | — | — | — | — |
| 53 | Real estate & rental & leasing | 32 | 72 | 317 | 9 | 6 | 2 | 1 | — | — | — | — | — | — | — |
| 54 | Professional, scientific & technical services | 64 | 466 | 1 919 | 20 | 16 | 3 | 1 | — | — | — | — | — | — | — |
| 55 | Management of companies & enterprises | (A) | (D) | (D) | 1 | — | — | 1 | — | — | — | — | — | — | — |
| 56 | Admin, support, waste mgt, remediation services | 53 | 186 | 846 | 8 | 2 | 4 | 2 | — | — | — | — | — | — | — |
| 61 | Educational services | 74 | 162 | 673 | 6 | 1 | — | 4 | 1 | — | — | — | — | — | — |
| 62 | Health care and social assistance | 463 | 2 382 | 10 557 | 27 | 16 | 5 | 1 | 2 | 1 | 2 | — | — | — | — |
| 622 | Hospitals | (C) | (D) | (D) | 1 | — | — | — | — | — | 1 | — | — | — | — |
| 6221 | General medical & surgical hospitals | (C) | (D) | (D) | 1 | — | — | — | — | — | 1 | — | — | — | — |
| 62211 | General medical & surgical hospitals | (C) | (D) | (D) | 1 | — | — | — | — | — | 1 | — | — | — | — |
| 623 | Nursing & residential care facilities | (C) | (D) | (D) | 4 | 1 | — | — | 1 | 1 | 1 | — | — | — | — |
| 6231 | Nursing care facilities | 182 | 694 | 3 165 | 3 | 1 | — | — | — | 1 | 1 | — | — | — | — |
| 62311 | Nursing care facilities | 182 | 694 | 3 165 | 3 | 1 | — | — | — | 1 | 1 | — | — | — | — |
| 623110 | Nursing care facilities | 182 | 694 | 3 165 | 3 | 1 | — | — | — | 1 | 1 | — | — | — | — |
| 71 | Arts, entertainment & recreation | (A) | (D) | (D) | 3 | 2 | — | 1 | — | — | — | — | — | — | — |
| 72 | Accommodation & food services | 172 | 309 | 1 275 | 25 | 14 | 4 | 5 | 2 | — | — | — | — | — | — |
| 722 | Food services & drinking places | (C) | (D) | (D) | 23 | 13 | 4 | 4 | 2 | — | — | — | — | — | — |
| 7222 | Limited-service eating places | 117 | 240 | 950 | 14 | 8 | 1 | 3 | 2 | — | — | — | — | — | — |
| 72221 | Limited-service eating places | 117 | 240 | 950 | 14 | 8 | 1 | 3 | 2 | — | — | — | — | — | — |
| 722211 | Limited-service restaurants | 114 | 235 | 930 | 11 | 5 | 1 | 3 | 2 | — | — | — | — | — | — |
| 81 | Other services (except public administration) | 107 | 394 | 1 652 | 33 | 22 | 11 | — | — | — | — | — | — | — | — |
| 99 | Unclassified establishments | (B) | (D) | (D) | 5 | 4 | — | — | 1 | — | — | — | — | — | — |

See footnotes at end of table.

Table 6. Counties—Employees, Payroll, and Establishments by Industry: 2000—Con.

[Excludes most government employees, railroad employees, and self-employed persons. Size class 1 to 4 includes establishments with payroll, but no employees, during mid-March pay period. (D) denotes figures withheld to avoid disclosing data for individual companies; the data are included in broader industry totals. Detailed industries with 100 or more employees are shown if industry was not a (D). For explanation of terms, abbreviations, and data reliability/comparability, see introductory text]

| NAICS code | Industry | Number of employees for week including March 12 | Payroll (\$1,000) | | Total number of establishments | Number of establishments by employment-size class | | | | | | | | | |
|---------------|---|---|-------------------|----------------|--------------------------------|---|-----------|-----------|-----------|----------|------------|------------|------------|---------------|--|
| | | | First quarter | Annual | | 1 to 4 | 5 to 9 | 10 to 19 | 20 to 49 | 50 to 99 | 100 to 249 | 250 to 499 | 500 to 999 | 1,000 or more | |
| TUNICA | | | | | | | | | | | | | | | |
| | Total | 18 567 | 92 481 | 382 799 | 199 | 100 | 45 | 19 | 19 | 3 | 2 | 1 | 1 | 9 | |
| 11 | Forestry, fishing, hunting, and agriculture support | (A) | (D) | (D) | 3 | 2 | 1 | — | — | — | — | — | — | — | |
| 22 | Utilities | (A) | (D) | (D) | 4 | 3 | 1 | — | — | — | — | — | — | — | |
| 23 | Construction | (B) | (D) | (D) | 6 | 4 | — | 1 | 1 | — | — | — | — | — | |
| 31-33 | Manufacturing | 490 | 2 365 | 10 656 | 10 | 5 | 2 | — | — | 1 | 2 | — | — | — | |
| 311 | Food mfg | (C) | (D) | (D) | 3 | 1 | 1 | — | — | — | 1 | — | — | — | |
| 3117 | Seafood product preparation & packaging | (C) | (D) | (D) | 2 | — | 1 | — | — | — | 1 | — | — | — | |
| 31171 | Seafood product preparation & packaging | (C) | (D) | (D) | 2 | — | 1 | — | — | — | 1 | — | — | — | |
| 314 | Textile product mills | (C) | (D) | (D) | 1 | — | — | — | — | — | 1 | — | — | — | |
| 3141 | Textile furnishings mills | (C) | (D) | (D) | 1 | — | — | — | — | — | 1 | — | — | — | |
| 31412 | Curtain & linen mills | (C) | (D) | (D) | 1 | — | — | — | — | — | 1 | — | — | — | |
| 42 | Wholesale trade | 81 | 550 | 2 331 | 11 | 3 | 5 | 3 | — | — | — | — | — | — | |
| 44-45 | Retail trade | 378 | 1 377 | 5 787 | 62 | 32 | 19 | 7 | 4 | — | — | — | — | — | |
| 48-49 | Transportation & warehousing | 59 | 169 | 797 | 7 | 4 | 1 | — | 2 | — | — | — | — | — | |
| 51 | Information | (A) | (D) | (D) | 2 | — | 2 | — | — | — | — | — | — | — | |
| 52 | Finance & insurance | 36 | 184 | 775 | 9 | 7 | 1 | 1 | — | — | — | — | — | — | |
| 53 | Real estate & rental & leasing | 17 | 38 | 262 | 9 | 9 | — | — | — | — | — | — | — | — | |
| 54 | Professional, scientific & technical services | 14 | 82 | 343 | 6 | 5 | 1 | — | — | — | — | — | — | — | |
| 56 | Admin, support, waste mgt, remediation services | 65 | 107 | 402 | 4 | — | 2 | — | 2 | — | — | — | — | — | |
| 61 | Educational services | (B) | (D) | (D) | 4 | 2 | 1 | — | 1 | — | — | — | — | — | |
| 62 | Health care and social assistance | 246 | 1 456 | 5 814 | 13 | 5 | 1 | 3 | 2 | 2 | — | — | — | — | |
| 621 | Ambulatory health care services | 126 | 1 026 | 4 108 | 6 | 2 | 1 | 1 | 1 | 1 | — | — | — | — | |
| 71 | Arts, entertainment & recreation | (G) | (D) | (D) | 4 | 2 | — | — | — | — | — | 1 | — | 1 | |
| 713 | Amusement, gambling & recreation industries | (G) | (D) | (D) | 3 | 1 | — | — | — | — | — | 1 | — | 1 | |
| 7132 | Gambling industries | (G) | (D) | (D) | 2 | — | — | — | — | — | — | 1 | — | 1 | |
| 71321 | Casinos (except hotel casinos) | (G) | (D) | (D) | 2 | — | — | — | — | — | — | 1 | — | 1 | |
| 72 | Accommodation & food services | 15 159 | 75 161 | 302 246 | 28 | 4 | 5 | 3 | 7 | — | — | — | 1 | 8 | |
| 721 | Accommodation | 14 964 | 74 751 | 300 517 | 16 | 1 | 2 | 1 | 3 | — | — | — | 1 | 8 | |
| 7211 | Traveler accommodation | 14 964 | 74 751 | 300 517 | 16 | 1 | 2 | 1 | 3 | — | — | — | 1 | 8 | |
| 72111 | Hotels (exc casino hotels) & motels | (C) | (D) | (D) | 6 | 1 | 1 | 1 | 3 | — | — | — | — | — | |
| 72112 | Casino hotels | 14 838 | 74 507 | 299 474 | 9 | — | — | — | — | — | — | — | 1 | 8 | |
| 721120 | Casino hotels | 14 838 | 74 507 | 299 474 | 9 | — | — | — | — | — | — | — | 1 | 8 | |
| 722 | Food services & drinking places | 195 | 410 | 1 729 | 12 | 3 | 3 | 2 | 4 | — | — | — | — | — | |
| 7222 | Limited-service eating places | 186 | 390 | 1 665 | 9 | 1 | 2 | 2 | 4 | — | — | — | — | — | |
| 72221 | Limited-service eating places | 186 | 390 | 1 665 | 9 | 1 | 2 | 2 | 4 | — | — | — | — | — | |
| 81 | Other services (except public administration) | (B) | (D) | (D) | 14 | 11 | 2 | 1 | — | — | — | — | — | — | |
| 99 | Unclassified establishments | (A) | (D) | (D) | 3 | 2 | 1 | — | — | — | — | — | — | — | |
| UNION | | | | | | | | | | | | | | | |
| | Total | 10 109 | 56 413 | 228 858 | 463 | 261 | 87 | 54 | 35 | 6 | 9 | 6 | 5 | — | |
| 11 | Forestry, fishing, hunting, and agriculture support | (A) | (D) | (D) | 3 | 3 | — | — | — | — | — | — | — | — | |
| 22 | Utilities | (A) | (D) | (D) | 5 | 5 | — | — | — | — | — | — | — | — | |
| 23 | Construction | 187 | 986 | 4 372 | 32 | 20 | 8 | 3 | 1 | — | — | — | — | — | |
| 31-33 | Manufacturing | 5 213 | 31 699 | 121 400 | 38 | 8 | 5 | 4 | 6 | 3 | 4 | 4 | 4 | — | |
| 315 | Apparel manufacturing | (E) | (D) | (D) | 1 | — | — | — | — | — | — | 1 | — | — | |
| 3152 | Cut & sew apparel mfg | (E) | (D) | (D) | 1 | — | — | — | — | — | — | 1 | — | — | |
| 31522 | Men's, boys' cut & sew apparel mfg | (E) | (D) | (D) | 1 | — | — | — | — | — | — | 1 | — | — | |
| 332 | Fabricated metal product mfg | (G) | (D) | (D) | 5 | 2 | — | 1 | — | 1 | — | — | 1 | — | |
| 3321 | Forging & stamping | (F) | (D) | (D) | 1 | — | — | — | — | — | — | — | 1 | — | |
| 33211 | Forging & stamping | (F) | (D) | (D) | 1 | — | — | — | — | — | — | — | 1 | — | |
| 333 | Machinery mfg | (F) | (D) | (D) | 2 | — | — | — | — | 1 | — | 1 | — | — | |
| 3334 | HVAC & commercial refrigeration equipment mfg | (E) | (D) | (D) | 1 | — | — | — | — | — | — | 1 | — | — | |
| 33341 | HVAC & commercial refrigeration equipment mfg | (E) | (D) | (D) | 1 | — | — | — | — | — | — | 1 | — | — | |
| 337 | Furniture & related product mfg | 3 121 | 17 353 | 63 888 | 16 | 3 | 2 | 1 | 1 | — | 4 | 2 | 3 | — | |
| 3371 | HH & institutional furniture & kitchen cabinet mfg | 3 121 | 17 353 | 63 888 | 16 | 3 | 2 | 1 | 1 | — | 4 | 2 | 3 | — | |
| 33712 | Household & institutional furniture mfg | 3 107 | 17 291 | 63 652 | 13 | 2 | — | 1 | 1 | — | 4 | 2 | 3 | — | |
| 42 | Wholesale trade | 148 | 1 368 | 6 331 | 20 | 11 | 4 | 3 | 2 | — | — | — | — | — | |
| 421 | Wholesale trade, durable goods | 110 | 1 034 | 5 140 | 16 | 10 | 2 | 3 | 1 | — | — | — | — | — | |

See footnotes at end of table.

Table 6. Counties—Employees, Payroll, and Establishments by Industry: 2000—Con.

[Excludes most government employees, railroad employees, and self-employed persons. Size class 1 to 4 includes establishments with payroll, but no employees, during mid-March pay period. (D) denotes figures withheld to avoid disclosing data for individual companies; the data are included in broader industry totals. Detailed industries with 100 or more employees are shown if industry was not a (D). For explanation of terms, abbreviations, and data reliability/comparability, see introductory text]

| NAICS code | Industry | Number of employees for week including March 12 | Payroll (\$1,000) | | Total number of establishments | Number of establishments by employment-size class | | | | | | | | |
|-------------------|---|---|-------------------|---------------|--------------------------------|---|-----------|-----------|-----------|----------|------------|------------|------------|---------------|
| | | | First quarter | Annual | | 1 to 4 | 5 to 9 | 10 to 19 | 20 to 49 | 50 to 99 | 100 to 249 | 250 to 499 | 500 to 999 | 1,000 or more |
| UNION—Con. | | | | | | | | | | | | | | |
| 44-45 | Retail trade | 1 050 | 3 890 | 16 232 | 103 | 57 | 20 | 18 | 6 | 1 | | 1 | | |
| 441 | Motor vehicle & parts dealers | 122 | 656 | 2 722 | 20 | 10 | 6 | 4 | — | — | — | — | — | — |
| 445 | Food & beverage stores | 165 | 434 | 1 818 | 11 | 5 | 1 | 1 | 4 | — | — | — | — | — |
| 4451 | Grocery stores | 165 | 434 | 1 818 | 11 | 5 | 1 | 1 | 4 | — | — | — | — | — |
| 44511 | Grocery (except convenience) stores (C) | (D) | (D) | (D) | 9 | 5 | — | — | 4 | — | — | — | — | — |
| 447 | Gasoline stations | 126 | 370 | 1 546 | 12 | 7 | 1 | 2 | 1 | 1 | — | — | — | — |
| 4471 | Gasoline stations | 126 | 370 | 1 546 | 12 | 7 | 1 | 2 | 1 | 1 | — | — | — | — |
| 44711 | Gasoline stations with convenience stores | 108 | 318 | 1 318 | 7 | 3 | — | 2 | 1 | 1 | — | — | — | — |
| 447110 | Gasoline stations with convenience stores | 108 | 318 | 1 318 | 7 | 3 | — | 2 | 1 | 1 | — | — | — | — |
| 452 | General merchandise stores | 364 | 1 268 | 5 527 | 7 | 2 | 1 | 3 | — | — | — | 1 | — | — |
| 4529 | Other general merchandise stores | 364 | 1 268 | 5 527 | 7 | 2 | 1 | 3 | — | — | — | 1 | — | — |
| 45291 | Warehouse clubs & superstores (E) | (D) | (D) | (D) | 1 | — | — | — | — | — | — | 1 | — | — |
| 48-49 | Transportation & warehousing | 620 | 5 148 | 23 710 | 31 | 16 | 6 | 2 | 4 | 1 | 2 | | | |
| 484 | Truck transportation | 565 | 4 759 | 22 229 | 25 | 13 | 5 | 1 | 3 | 1 | 2 | — | — | — |
| 4841 | General freight trucking | 539 | 4 631 | 21 668 | 20 | 11 | 2 | 1 | 3 | 1 | 2 | — | — | — |
| 48412 | General freight trucking, long-distance (F) | (D) | (D) | (D) | 18 | 10 | 2 | 1 | 2 | 1 | 2 | — | — | — |
| 51 | Information | 68 | 380 | 1 520 | 8 | 3 | 2 | 2 | 1 | | | | | |
| 52 | Finance & insurance | 175 | 1 151 | 4 304 | 26 | 21 | 3 | | 1 | 1 | | | | |
| 522 | Credit intermediation & related activities | 149 | 1 003 | 3 713 | 16 | 12 | 2 | — | 1 | 1 | — | — | — | — |
| 5221 | Depository credit intermediation | 114 | 807 | 2 950 | 5 | 2 | 1 | — | 1 | 1 | — | — | — | — |
| 52211 | Commercial banking | 114 | 807 | 2 950 | 5 | 2 | 1 | — | 1 | 1 | — | — | — | — |
| 522110 | Commercial banking | 114 | 807 | 2 950 | 5 | 2 | 1 | — | 1 | 1 | — | — | — | — |
| 53 | Real estate & rental & leasing | 33 | 104 | 396 | 9 | 6 | 2 | 1 | | | | | | |
| 54 | Professional, scientific & technical services | 116 | 560 | 2 401 | 31 | 21 | 7 | 3 | | | | | | |
| 541 | Professional, scientific & technical services | 116 | 560 | 2 401 | 31 | 21 | 7 | 3 | — | — | — | — | — | — |
| 55 | Management of companies & enterprises | (B) | (D) | (D) | 1 | | | | 1 | | | | | |
| 56 | Admin. support, waste mgt, remediation services | (B) | (D) | (D) | 9 | 6 | 3 | | | | | | | |
| 61 | Educational services | (B) | (D) | (D) | 4 | 2 | 1 | | 1 | | | | | |
| 62 | Health care and social assistance | 688 | 3 839 | 16 704 | 40 | 22 | 8 | 6 | 2 | | 1 | 1 | | |
| 621 | Ambulatory health care services | 162 | 1 204 | 5 508 | 27 | 16 | 5 | 4 | 2 | — | — | — | — | — |
| 622 | Hospitals | (E) | (D) | (D) | 1 | — | — | — | — | — | — | 1 | — | — |
| 6221 | General medical & surgical hospitals | (E) | (D) | (D) | 1 | — | — | — | — | — | — | 1 | — | — |
| 62211 | General medical & surgical hospitals | (E) | (D) | (D) | 1 | — | — | — | — | — | — | 1 | — | — |
| 623 | Nursing & residential care facilities | (C) | (D) | (D) | 4 | 1 | 1 | 1 | — | — | 1 | — | — | — |
| 6231 | Nursing care facilities | (C) | (D) | (D) | 3 | — | 1 | 1 | — | — | 1 | — | — | — |
| 62311 | Nursing care facilities | (C) | (D) | (D) | 3 | — | 1 | 1 | — | — | 1 | — | — | — |
| 71 | Arts, entertainment & recreation | 31 | 76 | 421 | 5 | 2 | 2 | 1 | | | | | | |
| 72 | Accommodation & food services | 732 | 1 729 | 6 909 | 31 | 8 | 6 | 7 | 8 | | 2 | | | |
| 722 | Food services & drinking places | (F) | (D) | (D) | 29 | 7 | 6 | 6 | 8 | — | 2 | — | — | — |
| 7222 | Limited-service eating places | 643 | 1 525 | 6 033 | 22 | 4 | 5 | 5 | 6 | — | 2 | — | — | — |
| 72221 | Limited-service eating places | 643 | 1 525 | 6 033 | 22 | 4 | 5 | 5 | 6 | — | 2 | — | — | — |
| 722211 | Limited-service restaurants | 643 | 1 525 | 6 033 | 22 | 4 | 5 | 5 | 6 | — | 2 | — | — | — |
| 81 | Other services (except public administration) | 268 | 783 | 3 131 | 61 | 45 | 10 | 4 | 2 | | | | | |
| 813 | Religious, grantmaking, civic, prof & like organizations | (C) | (D) | (D) | 39 | 32 | 3 | 2 | 2 | — | — | — | — | — |
| 8131 | Religious organizations | 161 | 388 | 1 587 | 37 | 31 | 2 | 2 | 2 | — | — | — | — | — |
| 81311 | Religious organizations | 161 | 388 | 1 587 | 37 | 31 | 2 | 2 | 2 | — | — | — | — | — |
| 813110 | Religious organizations | 161 | 388 | 1 587 | 37 | 31 | 2 | 2 | 2 | — | — | — | — | — |
| 95 | Auxiliaries (exc corporate, subsidiary & regional mgt) | (F) | (D) | (D) | 2 | 1 | | | | | | | 1 | |
| 99 | Unclassified establishments | 1 | 2 | 126 | 4 | 4 | | | | | | | | |
| WALTHALL | | | | | | | | | | | | | | |
| Total | | 2 646 | 11 684 | 46 066 | 228 | 124 | 46 | 25 | 22 | 8 | 2 | 1 | | |
| 11 | Forestry, fishing, hunting, and agriculture support | 128 | 701 | 3 162 | 5 | 2 | 1 | | 1 | 1 | | | | |
| 113 | Forestry and logging | 128 | 701 | 3 162 | 5 | 2 | 1 | — | 1 | 1 | — | — | — | — |
| 1133 | Logging | 128 | 701 | 3 162 | 5 | 2 | 1 | — | 1 | 1 | — | — | — | — |
| 11331 | Logging | 128 | 701 | 3 162 | 5 | 2 | 1 | — | 1 | 1 | — | — | — | — |
| 113310 | Logging | 128 | 701 | 3 162 | 5 | 2 | 1 | — | 1 | 1 | — | — | — | — |
| 22 | Utilities | (A) | (D) | (D) | 5 | 4 | 1 | | | | | | | |
| 23 | Construction | 87 | 352 | 1 381 | 14 | 8 | 4 | 1 | 1 | | | | | |

See footnotes at end of table.

Table 6. Counties—Employees, Payroll, and Establishments by Industry: 2000—Con.

[Excludes most government employees, railroad employees, and self-employed persons. Size class 1 to 4 includes establishments with payroll, but no employees, during mid-March pay period. (D) denotes figures withheld to avoid disclosing data for individual companies; the data are included in broader industry totals. Detailed industries with 100 or more employees are shown if industry was not a (D). For explanation of terms, abbreviations, and data reliability/comparability, see introductory text]

| NAICS code | Industry | Number of employees for week including March 12 | Payroll (\$1,000) | | Total number of establishments | Number of establishments by employment-size class | | | | | | | | | |
|----------------------|--|---|-------------------|----------------|--------------------------------|---|------------|------------|-----------|-----------|------------|------------|------------|---------------|--|
| | | | First quarter | Annual | | 1 to 4 | 5 to 9 | 10 to 19 | 20 to 49 | 50 to 99 | 100 to 249 | 250 to 499 | 500 to 999 | 1,000 or more | |
| WALTHALL—Con. | | | | | | | | | | | | | | | |
| 31-33 | Manufacturing | 900 | 4 387 | 16 769 | 21 | 5 | 2 | 2 | 7 | 3 | 1 | 1 | — | — | |
| 321 | Wood product mfg | 304 | 1 773 | 6 681 | 5 | — | — | — | 3 | 1 | 1 | — | — | — | |
| 3219 | Other wood product mfg | (C) | (D) | (D) | 3 | — | — | — | 2 | — | 1 | — | — | — | |
| 32192 | Wood container & pallet mfg | (C) | (D) | (D) | 3 | — | — | — | 2 | — | 1 | — | — | — | |
| 336 | Transportation equipment mfg | (E) | (D) | (D) | 1 | — | — | — | — | — | — | 1 | — | — | |
| 3363 | Motor vehicle parts mfg | (E) | (D) | (D) | 1 | — | — | — | — | — | — | 1 | — | — | |
| 33632 | MV electrical & electronic equipment mfg | (E) | (D) | (D) | 1 | — | — | — | — | — | — | 1 | — | — | |
| 42 | Wholesale trade | 178 | 581 | 2 155 | 14 | 6 | 2 | 3 | 2 | 1 | — | — | — | — | |
| 422 | Wholesale trade, nondurable goods | 127 | 333 | 1 195 | 7 | 3 | — | 2 | 1 | 1 | — | — | — | — | |
| 44-45 | Retail trade | 347 | 1 351 | 5 512 | 50 | 27 | 10 | 9 | 4 | — | — | — | — | — | |
| 48-49 | Transportation & warehousing | 98 | 769 | 3 056 | 13 | 7 | 3 | 1 | 2 | — | — | — | — | — | |
| 51 | Information | 14 | 68 | 281 | 3 | 2 | 1 | — | — | — | — | — | — | — | |
| 52 | Finance & insurance | 63 | 400 | 1 397 | 8 | 4 | 2 | 1 | 1 | — | — | — | — | — | |
| 53 | Real estate & rental & leasing | (A) | (D) | (D) | 2 | 2 | — | — | — | — | — | — | — | — | |
| 54 | Professional, scientific & technical services | 41 | 119 | 352 | 10 | 7 | 2 | 1 | — | — | — | — | — | — | |
| 56 | Admin, support, waste mgt, remediation services | 15 | 36 | 140 | 4 | 2 | 2 | — | — | — | — | — | — | — | |
| 61 | Educational services | (B) | (D) | (D) | 2 | — | — | 1 | 1 | — | — | — | — | — | |
| 62 | Health care and social assistance | 420 | 2 173 | 8 606 | 22 | 9 | 8 | 1 | 1 | 2 | 1 | — | — | — | |
| 622 | Hospitals | (C) | (D) | (D) | 1 | — | — | — | — | — | 1 | — | — | — | |
| 6221 | General medical & surgical hospitals | (C) | (D) | (D) | 1 | — | — | — | — | — | 1 | — | — | — | |
| 62211 | General medical & surgical hospitals | (C) | (D) | (D) | 1 | — | — | — | — | — | 1 | — | — | — | |
| 623 | Nursing & residential care facilities | (C) | (D) | (D) | 2 | — | — | — | — | 2 | — | — | — | — | |
| 6231 | Nursing care facilities | (C) | (D) | (D) | 2 | — | — | — | — | 2 | — | — | — | — | |
| 62311 | Nursing care facilities | (C) | (D) | (D) | 2 | — | — | — | — | 2 | — | — | — | — | |
| 71 | Arts, entertainment & recreation | 2 | 6 | 47 | 3 | 3 | — | — | — | — | — | — | — | — | |
| 72 | Accommodation & food services | 209 | 301 | 1 333 | 20 | 9 | 4 | 4 | 2 | 1 | — | — | — | — | |
| 722 | Food services & drinking places | (C) | (D) | (D) | 14 | 4 | 4 | 3 | 2 | 1 | — | — | — | — | |
| 7222 | Limited-service eating places | 143 | 196 | 826 | 8 | 2 | 2 | 1 | 2 | 1 | — | — | — | — | |
| 72221 | Limited-service eating places | 143 | 196 | 826 | 8 | 2 | 2 | 1 | 2 | 1 | — | — | — | — | |
| 81 | Other services (except public administration) | 87 | 229 | 942 | 28 | 23 | 4 | 1 | — | — | — | — | — | — | |
| 99 | Unclassified establishments | (A) | (D) | (D) | 4 | 4 | — | — | — | — | — | — | — | — | |
| WARREN | | | | | | | | | | | | | | | |
| | Total | 21 870 | 130 851 | 537 361 | 1 189 | 627 | 258 | 139 | 92 | 39 | 21 | 5 | 5 | 3 | |
| 11 | Forestry, fishing, hunting, and agriculture support | 104 | 518 | 2 678 | 11 | 5 | 3 | 1 | 2 | — | — | — | — | — | |
| 21 | Mining | (A) | (D) | (D) | 2 | 2 | — | — | — | — | — | — | — | — | |
| 22 | Utilities | 222 | 2 108 | 8 509 | 9 | 3 | 2 | 1 | 2 | — | 1 | — | — | — | |
| 221 | Utilities | 222 | 2 108 | 8 509 | 9 | 3 | 2 | 1 | 2 | — | 1 | — | — | — | |
| 2213 | Water, sewage & other systems | (C) | (D) | (D) | 5 | 3 | 1 | — | — | — | 1 | — | — | — | |
| 22132 | Sewage treatment facilities | (C) | (D) | (D) | 1 | — | — | — | — | — | 1 | — | — | — | |
| 23 | Construction | 642 | 3 845 | 16 822 | 94 | 59 | 16 | 11 | 7 | 1 | — | — | — | — | |
| 233 | Building, developing & general contracting | 133 | 759 | 3 757 | 23 | 16 | 4 | 1 | 2 | — | — | — | — | — | |
| 234 | Heavy construction | 116 | 940 | 4 117 | 9 | 4 | 1 | 1 | 3 | — | — | — | — | — | |
| 235 | Special trade contractors | 393 | 2 146 | 8 948 | 62 | 39 | 11 | 9 | 2 | 1 | — | — | — | — | |
| 2353 | Electrical contractors | 104 | 787 | 3 549 | 10 | 6 | 1 | 2 | — | 1 | — | — | — | — | |
| 23531 | Electrical contractors | 104 | 787 | 3 549 | 10 | 6 | 1 | 2 | — | 1 | — | — | — | — | |
| 235310 | Electrical contractors | 104 | 787 | 3 549 | 10 | 6 | 1 | 2 | — | 1 | — | — | — | — | |
| 31-33 | Manufacturing | 5 498 | 41 040 | 168 534 | 53 | 13 | 6 | 8 | 6 | 7 | 7 | 3 | 2 | 1 | |
| 311 | Food mfg | (F) | (D) | (D) | 5 | 2 | 1 | — | — | — | 1 | — | 1 | — | |
| 3116 | Animal slaughtering & processing | (F) | (D) | (D) | 3 | 1 | 1 | — | — | — | — | — | 1 | — | |
| 31161 | Animal slaughtering & processing | (F) | (D) | (D) | 3 | 1 | 1 | — | — | — | — | — | 1 | — | |
| 321 | Wood product mfg | 1 166 | 7 831 | 32 232 | 12 | 2 | 2 | 2 | — | 2 | 2 | 2 | — | — | |
| 3211 | Sawmills & wood preservation | (E) | (D) | (D) | 5 | 1 | 1 | 1 | — | 1 | — | 1 | — | — | |
| 32111 | Sawmills & wood preservation | (E) | (D) | (D) | 5 | 1 | 1 | 1 | — | 1 | — | 1 | — | — | |
| 3219 | Other wood product mfg | (F) | (D) | (D) | 6 | 1 | 1 | 1 | — | — | 2 | 1 | — | — | |
| 32191 | Millwork | (C) | (D) | (D) | 1 | — | — | — | — | — | 1 | — | — | — | |
| 32199 | All other wood product mfg | (E) | (D) | (D) | 4 | 1 | 1 | — | — | — | 1 | 1 | — | — | |
| 322 | Paper mfg | (E) | (D) | (D) | 2 | — | — | — | — | 1 | — | 1 | — | — | |
| 3221 | Pulp, paper & paperboard mills | (E) | (D) | (D) | 1 | — | — | — | — | — | — | 1 | — | — | |
| 32213 | Paperboard mills | (E) | (D) | (D) | 1 | — | — | — | — | — | — | 1 | — | — | |
| 324 | Petroleum & coal products mfg | (C) | (D) | (D) | 3 | 1 | — | — | 1 | — | 1 | — | — | — | |
| 3241 | Petroleum & coal products mfg | (C) | (D) | (D) | 3 | 1 | — | — | 1 | — | 1 | — | — | — | |
| 32411 | Petroleum refineries | (C) | (D) | (D) | 2 | 1 | — | — | — | — | 1 | — | — | — | |
| 325 | Chemical mfg | (C) | (D) | (D) | 2 | — | 1 | — | — | — | 1 | — | — | — | |
| 3251 | Basic chemical mfg | (C) | (D) | (D) | 2 | — | 1 | — | — | — | 1 | — | — | — | |
| 32518 | Other basic inorganic chemical mfg | (C) | (D) | (D) | 1 | — | — | — | — | — | 1 | — | — | — | |

See footnotes at end of table.

Table 6. Counties—Employees, Payroll, and Establishments by Industry: 2000—Con.

[Excludes most government employees, railroad employees, and self-employed persons. Size class 1 to 4 includes establishments with payroll, but no employees, during mid-March pay period. (D) denotes figures withheld to avoid disclosing data for individual companies; the data are included in broader industry totals. Detailed industries with 100 or more employees are shown if industry was not a (D). For explanation of terms, abbreviations, and data reliability/comparability, see introductory text]

| NAICS code | Industry | Number of employees for week including March 12 | Payroll (\$1,000) | | Total number of establishments | Number of establishments by employment-size class | | | | | | | | | |
|---------------------------------|--|---|-------------------|---------------|--------------------------------|---|-----------|-----------|-----------|----------|------------|------------|------------|---------------|--|
| | | | First quarter | Annual | | 1 to 4 | 5 to 9 | 10 to 19 | 20 to 49 | 50 to 99 | 100 to 249 | 250 to 499 | 500 to 999 | 1,000 or more | |
| WARREN—Con. | | | | | | | | | | | | | | | |
| 31-33 Manufacturing—Con. | | | | | | | | | | | | | | | |
| 326 | Plastics & rubber products mfg | 522 | 3 884 | 14 854 | 8 | — | — | 3 | 1 | 2 | 2 | — | — | — | |
| 3261 | Plastics product mfg | 254 | 2 236 | 8 336 | 5 | — | — | 3 | — | 1 | 1 | — | — | — | |
| 32619 | Other plastics product mfg | (C) | (D) | (D) | 2 | — | — | 1 | — | — | 1 | — | — | — | |
| 3262 | Rubber product mfg | 268 | 1 648 | 6 518 | 3 | — | — | — | 1 | 1 | 1 | — | — | — | |
| 32629 | Other rubber product mfg | 268 | 1 648 | 6 518 | 3 | — | — | — | 1 | 1 | 1 | — | — | — | |
| 326299 | All other rubber product mfg | 268 | 1 648 | 6 518 | 3 | — | — | — | 1 | 1 | 1 | — | — | — | |
| 332 | Fabricated metal product mfg | 309 | 1 838 | 7 510 | 7 | 1 | 1 | 3 | 1 | — | 1 | — | — | — | |
| 3323 | Architectural & structural metals mfg | (E) | (D) | (D) | 5 | 1 | 1 | 2 | — | — | 1 | — | — | — | |
| 33232 | Ornamental & architectural metal prod mfg ... | (E) | (D) | (D) | 4 | — | 1 | 2 | — | — | 1 | — | — | — | |
| 335 | Electrical equip, appliance & component mfg | (G) | (D) | (D) | 1 | — | — | — | — | — | — | — | — | 1 | |
| 3351 | Electric lighting equipment mfg | (G) | (D) | (D) | 1 | — | — | — | — | — | — | — | — | 1 | |
| 33512 | Lighting fixture mfg | (G) | (D) | (D) | 1 | — | — | — | — | — | — | — | — | 1 | |
| 336 | Transportation equipment mfg | (F) | (D) | (D) | 2 | — | — | — | 1 | — | — | — | — | — | |
| 3366 | Ship & boat building | (F) | (D) | (D) | 2 | — | — | — | 1 | — | — | — | — | 1 | |
| 33661 | Ship & boat building | (F) | (D) | (D) | 2 | — | — | — | 1 | — | — | — | — | 1 | |
| 42 | Wholesale trade | 447 | 2 617 | 11 777 | 46 | 22 | 13 | 4 | 5 | 2 | — | — | — | — | |
| 421 | Wholesale trade, durable goods | 152 | 997 | 4 961 | 26 | 15 | 8 | 1 | 2 | — | — | — | — | — | |
| 422 | Wholesale trade, nondurable goods | 295 | 1 620 | 6 816 | 20 | 7 | 5 | 3 | 3 | 2 | — | — | — | — | |
| 4227 | Petroleum & petroleum products whsle | 150 | 777 | 3 084 | 4 | — | 1 | 1 | — | 2 | — | — | — | — | |
| 42271 | Petroleum bulk stations & terminals | (C) | (D) | (D) | 3 | — | 1 | — | — | 2 | — | — | — | — | |
| 44-45 | Retail trade | 3 068 | 13 227 | 52 948 | 282 | 121 | 98 | 40 | 11 | 9 | 2 | 1 | — | — | |
| 441 | Motor vehicle & parts dealers | 383 | 2 557 | 10 366 | 27 | 8 | 9 | 5 | 3 | 2 | — | — | — | — | |
| 4411 | Automobile dealers | 261 | 1 974 | 7 895 | 10 | 3 | — | 2 | 3 | 2 | — | — | — | — | |
| 44111 | New car dealers | 254 | 1 924 | 7 737 | 7 | — | — | 2 | 3 | 2 | — | — | — | — | |
| 441110 | New car dealers | 254 | 1 924 | 7 737 | 7 | — | — | 2 | 3 | 2 | — | — | — | — | |
| 4413 | Automotive parts, accessories & tire stores | 112 | 529 | 2 207 | 14 | 3 | 8 | 3 | — | — | — | — | — | — | |
| 444 | Bldg material & garden equip & supp dealers | 221 | 1 475 | 6 058 | 18 | 7 | 5 | 3 | 2 | 1 | — | — | — | — | |
| 4441 | Building material & supplies dealers | 186 | 1 365 | 5 488 | 12 | 4 | 3 | 2 | 2 | 1 | — | — | — | — | |
| 44419 | Other building material dealers | 152 | 1 141 | 4 694 | 7 | 1 | 2 | 1 | 2 | 1 | — | — | — | — | |
| 444190 | Other building material dealers | 152 | 1 141 | 4 694 | 7 | 1 | 2 | 1 | 2 | 1 | — | — | — | — | |
| 445 | Food & beverage stores | 416 | 1 356 | 5 586 | 28 | 16 | 3 | 4 | 2 | 2 | 1 | — | — | — | |
| 4451 | Grocery stores | 385 | 1 219 | 4 952 | 18 | 8 | 2 | 3 | 2 | 2 | 1 | — | — | — | |
| 44511 | Grocery (except convenience) stores | 357 | 1 160 | 4 706 | 13 | 5 | 1 | 2 | 2 | 2 | 1 | — | — | — | |
| 445110 | Grocery (except convenience) stores | 357 | 1 160 | 4 706 | 13 | 5 | 1 | 2 | 2 | 2 | 1 | — | — | — | |
| 446 | Health & personal care stores | 140 | 766 | 2 719 | 22 | 9 | 6 | 7 | — | — | — | — | — | — | |
| 4461 | Health & personal care stores | 140 | 766 | 2 719 | 22 | 9 | 6 | 7 | — | — | — | — | — | — | |
| 447 | Gasoline stations | 301 | 1 118 | 4 366 | 31 | 5 | 13 | 11 | 1 | 1 | — | — | — | — | |
| 4471 | Gasoline stations | 301 | 1 118 | 4 366 | 31 | 5 | 13 | 11 | 1 | 1 | — | — | — | — | |
| 44711 | Gasoline stations with convenience stores ... | 276 | 1 047 | 4 080 | 28 | 4 | 12 | 10 | 1 | 1 | — | — | — | — | |
| 447110 | Gasoline stations with convenience stores . | 276 | 1 047 | 4 080 | 28 | 4 | 12 | 10 | 1 | 1 | — | — | — | — | |
| 448 | Clothing & clothing accessories stores | 359 | 1 031 | 4 131 | 52 | 24 | 23 | 2 | 2 | 1 | — | — | — | — | |
| 4481 | Clothing stores | 251 | 641 | 2 563 | 32 | 14 | 14 | 1 | 2 | 1 | — | — | — | — | |
| 44814 | Family clothing stores | 149 | 388 | 1 549 | 9 | 2 | 3 | 1 | 2 | 1 | — | — | — | — | |
| 448140 | Family clothing stores | 149 | 388 | 1 549 | 9 | 2 | 3 | 1 | 2 | 1 | — | — | — | — | |
| 452 | General merchandise stores | 833 | 2 992 | 11 848 | 13 | 3 | 4 | 2 | — | 2 | 1 | 1 | — | — | |
| 4521 | Department stores | 776 | 2 858 | 11 264 | 4 | — | — | — | — | 2 | 1 | 1 | — | — | |
| 45211 | Department stores | 776 | 2 858 | 11 264 | 4 | — | — | — | — | 2 | 1 | 1 | — | — | |
| 452110 | Department stores | 776 | 2 858 | 11 264 | 4 | — | — | — | — | 2 | 1 | 1 | — | — | |
| 453 | Miscellaneous store retailers | 173 | 768 | 3 291 | 37 | 22 | 11 | 3 | 1 | — | — | — | — | — | |
| 48-49 | Transportation & warehousing | 449 | 3 798 | 15 823 | 37 | 21 | 6 | 7 | 2 | — | 1 | — | — | — | |
| 483 | Water transportation | 267 | 2 848 | 11 738 | 6 | 1 | 2 | 1 | 1 | — | 1 | — | — | — | |
| 4832 | Inland water transportation | (C) | (D) | (D) | 5 | 1 | 2 | 1 | — | — | 1 | — | — | — | |
| 48321 | Inland water transportation | (C) | (D) | (D) | 5 | 1 | 2 | 1 | — | — | 1 | — | — | — | |
| 484 | Truck transportation | (C) | (D) | (D) | 24 | 16 | 2 | 5 | 1 | — | — | — | — | — | |
| 51 | Information | 211 | 1 390 | 5 416 | 14 | 5 | 3 | 4 | 1 | 1 | — | — | — | — | |
| 511 | Publishing industries | (C) | (D) | (D) | 3 | 1 | 1 | — | — | 1 | — | — | — | — | |
| 5111 | Newspaper, periodical, book, database publishers | (C) | (D) | (D) | 2 | 1 | — | — | — | 1 | — | — | — | — | |
| 52 | Finance & insurance | 380 | 2 963 | 11 048 | 75 | 49 | 20 | 3 | 3 | — | — | — | — | — | |
| 522 | Credit intermediation & related activities | 291 | 2 202 | 8 197 | 50 | 30 | 15 | 2 | 3 | — | — | — | — | — | |
| 5221 | Depository credit intermediation | 210 | 1 816 | 6 678 | 24 | 9 | 10 | 2 | 3 | — | — | — | — | — | |
| 52211 | Commercial banking | 163 | 1 513 | 5 500 | 19 | 6 | 9 | 2 | 2 | — | — | — | — | — | |
| 522110 | Commercial banking | 163 | 1 513 | 5 500 | 19 | 6 | 9 | 2 | 2 | — | — | — | — | — | |
| 53 | Real estate & rental & leasing | 131 | 649 | 2 652 | 50 | 45 | 2 | 3 | — | — | — | — | — | — | |

See footnotes at end of table.

Table 6. Counties—Employees, Payroll, and Establishments by Industry: 2000—Con.

[Excludes most government employees, railroad employees, and self-employed persons. Size class 1 to 4 includes establishments with payroll, but no employees, during mid-March pay period. (D) denotes figures withheld to avoid disclosing data for individual companies; the data are included in broader industry totals. Detailed industries with 100 or more employees are shown if industry was not a (D). For explanation of terms, abbreviations, and data reliability/comparability, see introductory text]

| NAICS code | Industry | Number of employees for week including March 12 | Payroll (\$1,000) | | Total number of establishments | Number of establishments by employment-size class | | | | | | | | |
|--------------------|--|---|-------------------|---------------|--------------------------------|---|-----------|-----------|-----------|----------|------------|------------|------------|---------------|
| | | | First quarter | Annual | | 1 to 4 | 5 to 9 | 10 to 19 | 20 to 49 | 50 to 99 | 100 to 249 | 250 to 499 | 500 to 999 | 1,000 or more |
| WARREN—Con. | | | | | | | | | | | | | | |
| 54 | Professional, scientific & technical services | 804 | 5 918 | 25 354 | 98 | 72 | 10 | 7 | 5 | 2 | 2 | — | — | — |
| 541 | Professional, scientific & technical services | 804 | 5 918 | 25 354 | 98 | 72 | 10 | 7 | 5 | 2 | 2 | — | — | — |
| 5412 | Accounting, tax prep, bookkeep, payroll services | 205 | 917 | 4 440 | 23 | 16 | 4 | 1 | 1 | — | 1 | — | — | — |
| 54121 | Accounting, tax prep, bookkeep, payroll services | 205 | 917 | 4 440 | 23 | 16 | 4 | 1 | 1 | — | 1 | — | — | — |
| 5415 | Computer systems design & related services | 246 | 2 042 | 7 998 | 10 | 7 | — | 1 | — | 1 | 1 | — | — | — |
| 54151 | Computer systems design & related services | 246 | 2 042 | 7 998 | 10 | 7 | — | 1 | — | 1 | 1 | — | — | — |
| 5417 | Scientific R&D services | 135 | 1 444 | 6 012 | 3 | — | — | — | 2 | 1 | — | — | — | — |
| 54171 | R&D in physical, engineering & life sciences | 135 | 1 444 | 6 012 | 3 | — | — | — | 2 | 1 | — | — | — | — |
| 541710 | R&D in physical, engineering & life sciences | 135 | 1 444 | 6 012 | 3 | — | — | — | 2 | 1 | — | — | — | — |
| 55 | Management of companies & enterprises | 225 | 1 929 | 7 951 | 5 | 1 | — | — | 2 | 2 | — | — | — | — |
| 551 | Management of companies & enterprises | 225 | 1 929 | 7 951 | 5 | 1 | — | — | 2 | 2 | — | — | — | — |
| 5511 | Management of companies & enterprises | 225 | 1 929 | 7 951 | 5 | 1 | — | — | 2 | 2 | — | — | — | — |
| 55111 | Management of companies & enterprises | 225 | 1 929 | 7 951 | 5 | 1 | — | — | 2 | 2 | — | — | — | — |
| 551114 | Corp, subsidiary & regional managing offices | 225 | 1 929 | 7 951 | 5 | 1 | — | — | 2 | 2 | — | — | — | — |
| 56 | Admin, support, waste mgt, remediation services | 1 054 | 2 517 | 10 742 | 53 | 30 | 9 | 3 | 6 | 3 | 1 | 1 | — | — |
| 561 | Administrative & support services | (F) | (D) | (D) | 48 | 26 | 9 | 3 | 6 | 2 | 1 | 1 | — | — |
| 5613 | Employment services | 687 | 1 204 | 5 148 | 7 | 2 | — | — | 1 | 2 | 1 | 1 | — | — |
| 56131 | Employment placement agencies | (E) | (D) | (D) | 3 | 1 | — | — | — | — | 1 | 1 | — | — |
| 56132 | Temporary help services | (C) | (D) | (D) | 4 | 1 | — | — | 1 | 2 | — | — | — | — |
| 5616 | Investigation & security services | 107 | 323 | 1 601 | 7 | 2 | 1 | 1 | 3 | — | — | — | — | — |
| 5617 | Services to buildings & dwellings | 133 | 270 | 995 | 23 | 14 | 6 | 2 | 1 | — | — | — | — | — |
| 61 | Educational services | 476 | 1 594 | 6 304 | 12 | 3 | 1 | 3 | 1 | 3 | 1 | — | — | — |
| 611 | Educational services | 476 | 1 594 | 6 304 | 12 | 3 | 1 | 3 | 1 | 3 | 1 | — | — | — |
| 6111 | Elementary & secondary schools | 454 | 1 531 | 6 048 | 8 | — | 1 | 2 | 1 | 3 | 1 | — | — | — |
| 61111 | Elementary & secondary schools | 454 | 1 531 | 6 048 | 8 | — | 1 | 2 | 1 | 3 | 1 | — | — | — |
| 611110 | Elementary & secondary schools | 454 | 1 531 | 6 048 | 8 | — | 1 | 2 | 1 | 3 | 1 | — | — | — |
| 62 | Health care and social assistance | 2 618 | 24 896 | 99 580 | 83 | 40 | 20 | 10 | 3 | 3 | 6 | — | — | 1 |
| 621 | Ambulatory health care services | 591 | 3 843 | 15 715 | 48 | 21 | 15 | 7 | 2 | 1 | 2 | — | — | — |
| 6212 | Offices of dentists | 102 | 720 | 3 812 | 17 | 6 | 7 | 4 | — | — | — | — | — | — |
| 62121 | Offices of dentists | 102 | 720 | 3 812 | 17 | 6 | 7 | 4 | — | — | — | — | — | — |
| 621210 | Offices of dentists | 102 | 720 | 3 812 | 17 | 6 | 7 | 4 | — | — | — | — | — | — |
| 6214 | Outpatient care centers | 154 | 803 | 3 410 | 5 | 2 | 2 | — | — | — | 1 | — | — | — |
| 62142 | Outpatient mental health, substance abuse ctrs | (C) | (D) | (D) | 3 | 1 | 1 | — | — | — | 1 | — | — | — |
| 6216 | Home health care services | 201 | 1 244 | 4 113 | 4 | 1 | — | — | 1 | 1 | 1 | — | — | — |
| 62161 | Home health care services | 201 | 1 244 | 4 113 | 4 | 1 | — | — | 1 | 1 | 1 | — | — | — |
| 621610 | Home health care services | 201 | 1 244 | 4 113 | 4 | 1 | — | — | 1 | 1 | 1 | — | — | — |
| 622 | Hospitals | (G) | (D) | (D) | 2 | — | — | — | — | — | 1 | — | — | 1 |
| 6221 | General medical & surgical hospitals | (G) | (D) | (D) | 2 | — | — | — | — | — | 1 | — | — | 1 |
| 62211 | General medical & surgical hospitals | (G) | (D) | (D) | 2 | — | — | — | — | — | 1 | — | — | 1 |
| 623 | Nursing & residential care facilities | 401 | 1 300 | 6 158 | 7 | 3 | — | — | — | 1 | 3 | — | — | — |
| 6231 | Nursing care facilities | 395 | 1 285 | 6 115 | 4 | — | — | — | — | 1 | 3 | — | — | — |
| 62311 | Nursing care facilities | 395 | 1 285 | 6 115 | 4 | — | — | — | — | 1 | 3 | — | — | — |
| 623110 | Nursing care facilities | 395 | 1 285 | 6 115 | 4 | — | — | — | — | 1 | 3 | — | — | — |
| 624 | Social assistance | (C) | (D) | (D) | 26 | 16 | 5 | 3 | 1 | 1 | — | — | — | — |
| 71 | Arts, entertainment & recreation | 1 410 | 6 453 | 29 279 | 17 | 9 | 3 | 2 | 1 | — | — | — | 2 | — |
| 713 | Amusement, gambling & recreation industries | 1 397 | 6 394 | 29 033 | 14 | 7 | 2 | 2 | 1 | — | — | — | 2 | — |
| 7132 | Gambling industries | (G) | (D) | (D) | 2 | — | — | — | — | — | — | — | 2 | — |
| 71321 | Casinos (except hotel casinos) | (G) | (D) | (D) | 2 | — | — | — | — | — | — | — | 2 | — |
| 72 | Accommodation & food services | 3 473 | 13 036 | 52 284 | 108 | 30 | 17 | 24 | 29 | 6 | — | — | 1 | 1 |
| 721 | Accommodation | 2 138 | 9 897 | 39 083 | 31 | 11 | 5 | 7 | 4 | 2 | — | — | 1 | 1 |
| 7211 | Traveler accommodation | (G) | (D) | (D) | 30 | 10 | 5 | 7 | 4 | 2 | — | — | 1 | 1 |
| 72111 | Hotels (exc casino hotels) & motels | (E) | (D) | (D) | 23 | 7 | 4 | 7 | 3 | 2 | — | — | — | — |
| 72112 | Casino hotels | (G) | (D) | (D) | 3 | — | — | — | 1 | — | — | — | 1 | 1 |
| 722 | Food services & drinking places | 1 335 | 3 139 | 13 201 | 77 | 19 | 12 | 17 | 25 | 4 | — | — | — | — |
| 7221 | Full-service restaurants | 519 | 1 103 | 4 766 | 27 | 8 | 3 | 7 | 7 | 2 | — | — | — | — |
| 72211 | Full-service restaurants | 519 | 1 103 | 4 766 | 27 | 8 | 3 | 7 | 7 | 2 | — | — | — | — |
| 722110 | Full-service restaurants | 519 | 1 103 | 4 766 | 27 | 8 | 3 | 7 | 7 | 2 | — | — | — | — |
| 7222 | Limited-service eating places | 804 | 1 999 | 8 284 | 46 | 8 | 8 | 10 | 18 | 2 | — | — | — | — |
| 72221 | Limited-service eating places | 804 | 1 999 | 8 284 | 46 | 8 | 8 | 10 | 18 | 2 | — | — | — | — |
| 722211 | Limited-service restaurants | 706 | 1 746 | 7 058 | 37 | 4 | 7 | 9 | 15 | 2 | — | — | — | — |
| 81 | Other services (except public administration) | 628 | 2 168 | 8 736 | 125 | 85 | 26 | 8 | 6 | — | — | — | — | — |
| 811 | Repair & maintenance | 179 | 816 | 3 265 | 39 | 25 | 10 | 3 | 1 | — | — | — | — | — |
| 8111 | Automotive repair & maintenance | 145 | 644 | 2 528 | 28 | 17 | 7 | 3 | 1 | — | — | — | — | — |
| 812 | Personal & laundry services | 108 | 349 | 1 429 | 24 | 20 | 1 | 2 | 1 | — | — | — | — | — |
| 813 | Religious, grantmaking, civic, prof & like organizations | 341 | 1 003 | 4 042 | 62 | 40 | 15 | 3 | 4 | — | — | — | — | — |
| 8131 | Religious organizations | 267 | 746 | 2 959 | 41 | 25 | 10 | 2 | 4 | — | — | — | — | — |
| 81311 | Religious organizations | 267 | 746 | 2 959 | 41 | 25 | 10 | 2 | 4 | — | — | — | — | — |
| 813110 | Religious organizations | 267 | 746 | 2 959 | 41 | 25 | 10 | 2 | 4 | — | — | — | — | — |

See footnotes at end of table.

Table 6. Counties—Employees, Payroll, and Establishments by Industry: 2000—Con.

[Excludes most government employees, railroad employees, and self-employed persons. Size class 1 to 4 includes establishments with payroll, but no employees, during mid-March pay period. (D) denotes figures withheld to avoid disclosing data for individual companies; the data are included in broader industry totals. Detailed industries with 100 or more employees are shown if industry was not a (D). For explanation of terms, abbreviations, and data reliability/comparability, see introductory text]

| NAICS code | Industry | Number of employees for week including March 12 | Payroll (\$1,000) | | Total number of establishments | Number of establishments by employment-size class | | | | | | | | |
|--------------------|--|---|-------------------|----------------|--------------------------------|---|------------|------------|------------|-----------|------------|------------|------------|---------------|
| | | | First quarter | Annual | | 1 to 4 | 5 to 9 | 10 to 19 | 20 to 49 | 50 to 99 | 100 to 249 | 250 to 499 | 500 to 999 | 1,000 or more |
| WARREN—Con. | | | | | | | | | | | | | | |
| 95 | Auxiliaries (exc corporate, subsidiary & regional mgt) | 18 | 149 | 504 | 4 | 2 | 2 | — | — | — | — | — | — | — |
| 99 | Unclassified establishments | (A) | (D) | (D) | 11 | 10 | 1 | — | — | — | — | — | — | — |
| WASHINGTON | | | | | | | | | | | | | | |
| | Total | 21 013 | 112 794 | 464 886 | 1 508 | 779 | 318 | 220 | 111 | 49 | 19 | 9 | 3 | — |
| 11 | Forestry, fishing, hunting, and agriculture support | 95 | 383 | 1 697 | 13 | 11 | — | 1 | — | 1 | — | — | — | — |
| 21 | Mining | (B) | (D) | (D) | 1 | — | — | — | 1 | — | — | — | — | — |
| 22 | Utilities | 157 | 1 887 | 7 390 | 11 | 5 | 1 | 1 | 4 | — | — | — | — | — |
| 221 | Utilities | 157 | 1 887 | 7 390 | 11 | 5 | 1 | 1 | 4 | — | — | — | — | — |
| 2211 | Elec pwr generation, transmsn & distribution ... | (C) | (D) | (D) | 4 | — | 1 | — | 3 | — | — | — | — | — |
| 23 | Construction | 663 | 3 671 | 15 569 | 91 | 53 | 19 | 13 | 4 | 2 | — | — | — | — |
| 233 | Building, developing & general contracting | 179 | 1 410 | 5 289 | 22 | 14 | 3 | 4 | — | 1 | — | — | — | — |
| 2333 | Nonresidential building construction | 140 | 1 261 | 4 354 | 10 | 4 | 2 | 3 | — | 1 | — | — | — | — |
| 23332 | Commercial & institutional bldg construction ... | 112 | 1 146 | 3 877 | 7 | 3 | 1 | 2 | — | 1 | — | — | — | — |
| 233320 | Commercial & institutional bldg construction | 112 | 1 146 | 3 877 | 7 | 3 | 1 | 2 | — | 1 | — | — | — | — |
| 235 | Special trade contractors | 464 | 2 169 | 9 826 | 63 | 35 | 15 | 8 | 4 | 1 | — | — | — | — |
| 2353 | Electrical contractors | 125 | 658 | 2 822 | 13 | 5 | 5 | 1 | 2 | — | — | — | — | — |
| 23531 | Electrical contractors | 125 | 658 | 2 822 | 13 | 5 | 5 | 1 | 2 | — | — | — | — | — |
| 235310 | Electrical contractors | 125 | 658 | 2 822 | 13 | 5 | 5 | 1 | 2 | — | — | — | — | — |
| 31-33 | Manufacturing | 5 210 | 35 734 | 141 460 | 59 | 10 | 11 | 9 | 8 | 5 | 9 | 5 | 2 | — |
| 311 | Food mfg | 705 | 5 079 | 19 469 | 5 | 1 | 1 | — | — | — | 2 | 1 | — | — |
| 3112 | Grain & oilseed milling | (E) | (D) | (D) | 2 | — | — | — | — | — | 2 | — | — | — |
| 31121 | Flour milling & malt mfg | (E) | (D) | (D) | 2 | — | — | — | — | — | 2 | — | — | — |
| 3117 | Seafood product preparation & packaging | (E) | (D) | (D) | 1 | — | — | — | — | — | — | 1 | — | — |
| 31171 | Seafood product preparation & packaging | (E) | (D) | (D) | 1 | — | — | — | — | — | — | 1 | — | — |
| 313 | Textile mills | (F) | (D) | (D) | 1 | — | — | — | — | — | — | — | 1 | — |
| 3132 | Fabric mills | (F) | (D) | (D) | 1 | — | — | — | — | — | — | — | 1 | — |
| 31324 | Knit fabric mills | (F) | (D) | (D) | 1 | — | — | — | — | — | — | — | 1 | — |
| 314 | Textile product mills | (F) | (D) | (D) | 2 | — | — | 1 | — | — | — | 1 | — | — |
| 3141 | Textile furnishings mills | (E) | (D) | (D) | 1 | — | — | — | — | — | — | 1 | — | — |
| 31411 | Carpet & rug mills | (E) | (D) | (D) | 1 | — | — | — | — | — | — | 1 | — | — |
| 322 | Paper mfg | (E) | (D) | (D) | 3 | 1 | — | — | — | — | 2 | — | — | — |
| 3222 | Converted paper product mfg | (E) | (D) | (D) | 3 | 1 | — | — | — | — | 2 | — | — | — |
| 32221 | Paperboard container mfg | (E) | (D) | (D) | 2 | — | — | — | — | — | 2 | — | — | — |
| 325 | Chemical mfg | (C) | (D) | (D) | 2 | — | — | 1 | — | — | 1 | — | — | — |
| 3253 | Pesticide, fertilizer & oth ag chemical mfg | (C) | (D) | (D) | 1 | — | — | — | — | — | 1 | — | — | — |
| 32532 | Pesticide & other agricultural chemical mfg ... | (C) | (D) | (D) | 1 | — | — | — | — | — | 1 | — | — | — |
| 327 | Nonmetallic mineral product mfg | (F) | (D) | (D) | 5 | 2 | — | 1 | — | 1 | — | — | 1 | — |
| 3279 | Other nonmetallic mineral product mfg | (F) | (D) | (D) | 1 | — | — | — | — | — | — | — | 1 | — |
| 32799 | All other nonmetallic mineral product mfg | (F) | (D) | (D) | 1 | — | — | — | — | — | — | — | 1 | — |
| 332 | Fabricated metal product mfg | 606 | 3 853 | 17 090 | 13 | 2 | 3 | 2 | 2 | 1 | 3 | — | — | — |
| 3322 | Cutlery & handtool mfg | (C) | (D) | (D) | 2 | — | — | 1 | — | 1 | — | — | — | — |
| 33221 | Cutlery & handtool mfg | (C) | (D) | (D) | 2 | — | — | 1 | — | 1 | — | — | — | — |
| 3324 | Boiler, tank & shipping container mfg | (C) | (D) | (D) | 1 | — | — | — | — | — | 1 | — | — | — |
| 33241 | Power boiler & heat exchanger mfg | (C) | (D) | (D) | 1 | — | — | — | — | — | 1 | — | — | — |
| 3325 | Hardware mfg | (C) | (D) | (D) | 1 | — | — | — | — | — | 1 | — | — | — |
| 33251 | Hardware mfg | (C) | (D) | (D) | 1 | — | — | — | — | — | 1 | — | — | — |
| 3327 | Mach shops, turn prod, screw, nut, bolt mfg | 188 | 1 038 | 4 480 | 6 | — | 3 | 1 | 1 | — | 1 | — | — | — |
| 33272 | Turned product & screw, nut & bolt mfg | (C) | (D) | (D) | 4 | — | 1 | 1 | 1 | — | 1 | — | — | — |
| 333 | Machinery mfg | 242 | 1 579 | 6 387 | 7 | — | — | 1 | 4 | 2 | — | — | — | — |
| 3336 | Engine, turbine & power transmsn equip mfg ... | 133 | 912 | 3 618 | 3 | — | — | 1 | — | 2 | — | — | — | — |
| 33361 | Engine, turbine & power transmsn equip mfg . | 133 | 912 | 3 618 | 3 | — | — | 1 | — | 2 | — | — | — | — |
| 335 | Electrical equip, appliance & component mfg | (E) | (D) | (D) | 1 | — | — | — | — | — | — | — | 1 | — |
| 3359 | Other electrical equipment & component mfg ... | (E) | (D) | (D) | 1 | — | — | — | — | — | — | — | 1 | — |
| 33593 | Wiring device mfg | (E) | (D) | (D) | 1 | — | — | — | — | — | — | — | 1 | — |
| 336 | Transportation equipment mfg | 625 | 3 740 | 13 872 | 5 | — | 1 | 1 | — | 1 | 1 | 1 | — | — |
| 3362 | Motor vehicle body & trailer mfg | (E) | (D) | (D) | 1 | — | — | — | — | — | — | — | 1 | — |
| 33621 | Motor vehicle body & trailer mfg | (E) | (D) | (D) | 1 | — | — | — | — | — | — | — | 1 | — |
| 3366 | Ship & boat building | (C) | (D) | (D) | 3 | — | — | 1 | — | 1 | 1 | — | — | — |
| 33661 | Ship & boat building | (C) | (D) | (D) | 3 | — | — | 1 | — | 1 | 1 | — | — | — |
| 337 | Furniture & related product mfg | (E) | (D) | (D) | 4 | 1 | 2 | — | — | — | — | — | 1 | — |
| 3372 | Office furniture (including fixtures) mfg | (E) | (D) | (D) | 1 | — | — | — | — | — | — | — | 1 | — |
| 33721 | Office furniture (including fixtures) mfg | (E) | (D) | (D) | 1 | — | — | — | — | — | — | — | 1 | — |
| 42 | Wholesale trade | 794 | 5 369 | 23 692 | 78 | 27 | 22 | 18 | 10 | 1 | — | — | — | — |
| 421 | Wholesale trade, durable goods | 399 | 2 845 | 12 575 | 44 | 17 | 12 | 10 | 5 | — | — | — | — | — |
| 4218 | Machinery, equipment & supplies whsle | 229 | 1 724 | 7 694 | 23 | 7 | 8 | 5 | 3 | — | — | — | — | — |
| 422 | Wholesale trade, nondurable goods | 395 | 2 524 | 11 117 | 34 | 10 | 10 | 8 | 5 | 1 | — | — | — | — |

See footnotes at end of table.

Table 6. Counties—Employees, Payroll, and Establishments by Industry: 2000—Con.

[Excludes most government employees, railroad employees, and self-employed persons. Size class 1 to 4 includes establishments with payroll, but no employees, during mid-March pay period. (D) denotes figures withheld to avoid disclosing data for individual companies; the data are included in broader industry totals. Detailed industries with 100 or more employees are shown if industry was not a (D). For explanation of terms, abbreviations, and data reliability/comparability, see introductory text]

| NAICS code | Industry | Number of employees for week including March 12 | Payroll (\$1,000) | | Total number of establishments | Number of establishments by employment-size class | | | | | | | | |
|------------------------|--|---|-------------------|---------------|--------------------------------|---|-----------|-----------|-----------|----------|------------|------------|------------|---------------|
| | | | First quarter | Annual | | 1 to 4 | 5 to 9 | 10 to 19 | 20 to 49 | 50 to 99 | 100 to 249 | 250 to 499 | 500 to 999 | 1,000 or more |
| WASHINGTON—Con. | | | | | | | | | | | | | | |
| 44-45 | Retail trade | 3 506 | 13 888 | 57 653 | 326 | 164 | 84 | 48 | 16 | 9 | 4 | 1 | — | — |
| 441 | Motor vehicle & parts dealers | 506 | 3 115 | 13 852 | 48 | 25 | 7 | 9 | 4 | 3 | — | — | — | — |
| 4411 | Automobile dealers | 279 | 1 934 | 8 522 | 14 | 8 | 1 | — | 2 | 3 | — | — | — | — |
| 44111 | New car dealers | 263 | 1 869 | 8 226 | 7 | 2 | — | — | 2 | 3 | — | — | — | — |
| 441110 | New car dealers | 263 | 1 869 | 8 226 | 7 | 2 | — | — | 2 | 3 | — | — | — | — |
| 4413 | Automotive parts, accessories & tire stores | 204 | 1 008 | 4 568 | 30 | 15 | 5 | 8 | 2 | — | — | — | — | — |
| 44131 | Automotive parts, accessories & tire stores | 145 | 753 | 3 415 | 22 | 12 | 3 | 5 | 2 | — | — | — | — | — |
| 441310 | Automotive parts, accessories & tire stores | 145 | 753 | 3 415 | 22 | 12 | 3 | 5 | 2 | — | — | — | — | — |
| 442 | Furniture & home furnishing stores | 111 | 622 | 2 384 | 16 | 7 | 7 | 1 | 1 | — | — | — | — | — |
| 444 | Bldg material & garden equip & supp dealers | 264 | 1 700 | 7 322 | 32 | 18 | 5 | 6 | 3 | — | — | — | — | — |
| 4441 | Building material & supplies dealers | 177 | 1 153 | 4 723 | 23 | 15 | 3 | 3 | 2 | — | — | — | — | — |
| 44419 | Other building material dealers | 151 | 1 045 | 4 321 | 15 | 8 | 2 | 3 | 2 | — | — | — | — | — |
| 444190 | Other building material dealers | 151 | 1 045 | 4 321 | 15 | 8 | 2 | 3 | 2 | — | — | — | — | — |
| 445 | Food & beverage stores | 700 | 2 022 | 8 257 | 53 | 35 | 7 | 3 | 4 | 2 | 2 | — | — | — |
| 4451 | Grocery stores | 637 | 1 836 | 7 419 | 33 | 17 | 7 | 2 | 3 | 2 | 2 | — | — | — |
| 44511 | Grocery (except convenience) stores | 588 | 1 671 | 6 794 | 25 | 13 | 5 | — | 3 | 2 | 2 | — | — | — |
| 445110 | Grocery (except convenience) stores | 588 | 1 671 | 6 794 | 25 | 13 | 5 | — | 3 | 2 | 2 | — | — | — |
| 446 | Health & personal care stores | 133 | 607 | 2 607 | 20 | 8 | 7 | 5 | — | — | — | — | — | — |
| 4461 | Health & personal care stores | 133 | 607 | 2 607 | 20 | 8 | 7 | 5 | — | — | — | — | — | — |
| 447 | Gasoline stations | 296 | 902 | 3 833 | 37 | 13 | 14 | 8 | 1 | 1 | — | — | — | — |
| 4471 | Gasoline stations | 296 | 902 | 3 833 | 37 | 13 | 14 | 8 | 1 | 1 | — | — | — | — |
| 44711 | Gasoline stations with convenience stores | 283 | 876 | 3 672 | 32 | 9 | 13 | 8 | 1 | 1 | — | — | — | — |
| 447110 | Gasoline stations with convenience stores | 283 | 876 | 3 672 | 32 | 9 | 13 | 8 | 1 | 1 | — | — | — | — |
| 448 | Clothing & clothing accessories stores | 438 | 1 153 | 4 725 | 51 | 23 | 18 | 6 | 2 | 2 | — | — | — | — |
| 4481 | Clothing stores | 269 | 591 | 2 517 | 26 | 13 | 8 | 2 | 1 | 2 | — | — | — | — |
| 44812 | Women's clothing stores | 101 | 138 | 565 | 10 | 5 | 3 | 1 | — | 1 | — | — | — | — |
| 448120 | Women's clothing stores | 101 | 138 | 565 | 10 | 5 | 3 | 1 | — | 1 | — | — | — | — |
| 44814 | Family clothing stores | 138 | 362 | 1 588 | 9 | 5 | 1 | 1 | 1 | 1 | — | — | — | — |
| 448140 | Family clothing stores | 138 | 362 | 1 588 | 9 | 5 | 1 | 1 | 1 | 1 | — | — | — | — |
| 4482 | Shoe stores | 106 | 280 | 1 005 | 14 | 6 | 4 | 3 | 1 | — | — | — | — | — |
| 44821 | Shoe stores | 106 | 280 | 1 005 | 14 | 6 | 4 | 3 | 1 | — | — | — | — | — |
| 448210 | Shoe stores | 106 | 280 | 1 005 | 14 | 6 | 4 | 3 | 1 | — | — | — | — | — |
| 452 | General merchandise stores | 833 | 2 629 | 10 700 | 21 | 6 | 6 | 4 | 1 | 1 | 2 | 1 | — | — |
| 4521 | Department stores | 672 | 2 154 | 8 612 | 4 | — | — | — | — | 1 | 2 | 1 | — | — |
| 45211 | Department stores | 672 | 2 154 | 8 612 | 4 | — | — | — | — | 1 | 2 | 1 | — | — |
| 452110 | Department stores | 672 | 2 154 | 8 612 | 4 | — | — | — | — | 1 | 2 | 1 | — | — |
| 4529 | Other general merchandise stores | 161 | 475 | 2 088 | 17 | 6 | 6 | 4 | 1 | — | — | — | — | — |
| 45299 | All other general merchandise stores | (C) | (D) | (D) | 16 | 5 | 6 | 4 | 1 | — | — | — | — | — |
| 453 | Miscellaneous store retailers | 100 | 306 | 1 367 | 25 | 16 | 7 | 2 | — | — | — | — | — | — |
| 48-49 | Transportation & warehousing | 807 | 6 012 | 25 453 | 66 | 26 | 13 | 16 | 7 | 4 | — | — | — | — |
| 483 | Water transportation | (C) | (D) | (D) | 8 | — | 3 | 2 | 1 | 2 | — | — | — | — |
| 4832 | Inland water transportation | 209 | 1 719 | 6 941 | 7 | — | 2 | 2 | 1 | 2 | — | — | — | — |
| 48321 | Inland water transportation | 209 | 1 719 | 6 941 | 7 | — | 2 | 2 | 1 | 2 | — | — | — | — |
| 483211 | Inland water freight transportation | 209 | 1 719 | 6 941 | 7 | — | 2 | 2 | 1 | 2 | — | — | — | — |
| 484 | Truck transportation | 350 | 2 192 | 10 087 | 32 | 17 | 4 | 7 | 2 | 2 | — | — | — | — |
| 4841 | General freight trucking | 224 | 1 571 | 6 470 | 20 | 10 | 4 | 3 | 2 | 1 | — | — | — | — |
| 48412 | General freight trucking, long-distance | (C) | (D) | (D) | 19 | 10 | 4 | 3 | 1 | 1 | — | — | — | — |
| 484121 | General freight trucking, long-distance, TL | 142 | 938 | 3 814 | 12 | 8 | 1 | 1 | 1 | 1 | — | — | — | — |
| 4842 | Specialized freight trucking | 126 | 621 | 3 617 | 12 | 7 | — | 4 | — | 1 | — | — | — | — |
| 51 | Information | 509 | 2 394 | 10 010 | 29 | 13 | 4 | 6 | 3 | 2 | 1 | — | — | — |
| 513 | Broadcasting & telecommunications | 405 | 1 959 | 8 188 | 22 | 9 | 4 | 4 | 3 | 1 | 1 | — | — | — |
| 5131 | Radio & television broadcasting | (C) | (D) | (D) | 8 | 1 | 3 | 2 | 1 | 1 | — | — | — | — |
| 51312 | Television broadcasting | (C) | (D) | (D) | 2 | — | — | — | 1 | 1 | — | — | — | — |
| 5133 | Telecommunications | 230 | 1 101 | 4 359 | 12 | 7 | 1 | 2 | 1 | — | 1 | — | — | — |
| 51331 | Wired telecommunications carriers | (C) | (D) | (D) | 6 | 4 | — | — | 1 | — | 1 | — | — | — |
| 52 | Finance & insurance | 447 | 3 078 | 12 612 | 80 | 50 | 17 | 9 | 4 | — | — | — | — | — |
| 522 | Credit intermediation & related activities | 282 | 2 070 | 8 030 | 45 | 25 | 11 | 6 | 3 | — | — | — | — | — |
| 5221 | Depository credit intermediation | (C) | (D) | (D) | 22 | 8 | 6 | 5 | 3 | — | — | — | — | — |
| 52211 | Commercial banking | 199 | 1 469 | 5 774 | 21 | 7 | 6 | 5 | 3 | — | — | — | — | — |
| 522110 | Commercial banking | 199 | 1 469 | 5 774 | 21 | 7 | 6 | 5 | 3 | — | — | — | — | — |
| 524 | Insurance carriers & related activities | (C) | (D) | (D) | 33 | 23 | 6 | 3 | 1 | — | — | — | — | — |
| 5242 | Agencies & other insurance related activities | 106 | 582 | 2 336 | 27 | 19 | 6 | 2 | — | — | — | — | — | — |
| 53 | Real estate & rental & leasing | 245 | 1 069 | 4 559 | 76 | 57 | 15 | 4 | — | — | — | — | — | — |
| 531 | Real estate | 131 | 623 | 2 655 | 58 | 49 | 7 | 2 | — | — | — | — | — | — |
| 5311 | Lessors of real estate | 100 | 499 | 2 115 | 40 | 32 | 7 | 1 | — | — | — | — | — | — |
| 532 | Rental & leasing services | 114 | 446 | 1 904 | 18 | 8 | 8 | 2 | — | — | — | — | — | — |
| 54 | Professional, scientific & technical services | 392 | 2 369 | 11 985 | 87 | 62 | 11 | 12 | 2 | — | — | — | — | — |
| 541 | Professional, scientific & technical services | 392 | 2 369 | 11 985 | 87 | 62 | 11 | 12 | 2 | — | — | — | — | — |
| 5411 | Legal services | 137 | 816 | 5 179 | 32 | 24 | 4 | 3 | 1 | — | — | — | — | — |
| 54111 | Offices of lawyers | (C) | (D) | (D) | 31 | 23 | 4 | 3 | 1 | — | — | — | — | — |
| 55 | Management of companies & enterprises | 45 | 364 | 1 404 | 4 | 1 | 1 | 1 | 1 | — | — | — | — | — |

See footnotes at end of table.

Table 6. Counties—Employees, Payroll, and Establishments by Industry: 2000—Con.

[Excludes most government employees, railroad employees, and self-employed persons. Size class 1 to 4 includes establishments with payroll, but no employees, during mid-March pay period. (D) denotes figures withheld to avoid disclosing data for individual companies; the data are included in broader industry totals. Detailed industries with 100 or more employees are shown if industry was not a (D). For explanation of terms, abbreviations, and data reliability/comparability, see introductory text]

| NAICS code | Industry | Number of employees for week including March 12 | Payroll (\$1,000) | | Total number of establishments | Number of establishments by employment-size class | | | | | | | | |
|------------------------|---|---|-------------------|---------------|--------------------------------|---|-----------|-----------|-----------|-----------|------------|------------|------------|---------------|
| | | | First quarter | Annual | | 1 to 4 | 5 to 9 | 10 to 19 | 20 to 49 | 50 to 99 | 100 to 249 | 250 to 499 | 500 to 999 | 1,000 or more |
| WASHINGTON—Con. | | | | | | | | | | | | | | |
| 56 | Admin, support, waste mgmt, remediation services | 852 | 3 375 | 13 596 | 57 | 22 | 13 | 9 | 7 | 6 | — | — | — | — |
| 561 | Administrative & support services | 757 | 2 704 | 10 796 | 50 | 20 | 11 | 8 | 5 | 6 | — | — | — | — |
| 5613 | Employment services | 259 | 653 | 2 770 | 4 | — | — | — | — | 4 | — | — | — | — |
| 56132 | Temporary help services | (C) | (D) | (D) | 3 | — | — | — | — | 3 | — | — | — | — |
| 5616 | Investigation & security services | 183 | 526 | 1 971 | 8 | 4 | — | 1 | 1 | 2 | — | — | — | — |
| 56161 | Investigation, guard & armored car services | (C) | (D) | (D) | 5 | 2 | — | 1 | 1 | 1 | — | — | — | — |
| 561612 | Security guards & patrol services | 104 | 170 | 675 | 4 | 2 | — | — | 1 | 1 | — | — | — | — |
| 5617 | Services to buildings & dwellings | 173 | 548 | 2 341 | 24 | 13 | 3 | 6 | 2 | — | — | — | — | — |
| 56172 | Janitorial services | 122 | 300 | 1 158 | 13 | 6 | 1 | 4 | 2 | — | — | — | — | — |
| 561720 | Janitorial services | 122 | 300 | 1 158 | 13 | 6 | 1 | 4 | 2 | — | — | — | — | — |
| 61 | Educational services | 449 | 1 864 | 6 643 | 15 | 3 | 1 | 4 | 4 | 2 | 1 | — | — | — |
| 611 | Educational services | 449 | 1 864 | 6 643 | 15 | 3 | 1 | 4 | 4 | 2 | 1 | — | — | — |
| 6111 | Elementary & secondary schools | 423 | 1 796 | 6 406 | 11 | 1 | — | 3 | 4 | 2 | 1 | — | — | — |
| 61111 | Elementary & secondary schools | 423 | 1 796 | 6 406 | 11 | 1 | — | 3 | 4 | 2 | 1 | — | — | — |
| 611110 | Elementary & secondary schools | 423 | 1 796 | 6 406 | 11 | 1 | — | 3 | 4 | 2 | 1 | — | — | — |
| 62 | Health care and social assistance | 3 090 | 18 284 | 78 769 | 184 | 89 | 45 | 25 | 15 | 4 | 4 | 1 | 1 | — |
| 621 | Ambulatory health care services | 1 077 | 7 698 | 34 327 | 111 | 51 | 34 | 14 | 9 | 2 | 1 | — | — | — |
| 6211 | Offices of physicians | 386 | 3 897 | 18 322 | 46 | 25 | 12 | 5 | 2 | 2 | — | — | — | — |
| 62111 | Offices of physicians | 386 | 3 897 | 18 322 | 46 | 25 | 12 | 5 | 2 | 2 | — | — | — | — |
| 621111 | Offices of physicians (exc mental health) | 386 | 3 897 | 18 322 | 46 | 25 | 12 | 5 | 2 | 2 | — | — | — | — |
| 6214 | Outpatient care centers | 283 | 1 353 | 5 097 | 12 | 2 | 5 | 3 | 1 | — | 1 | — | — | — |
| 62142 | Outpatient mental health, substance abuse ctrs | (C) | (D) | (D) | 2 | — | — | — | — | — | 1 | — | — | — |
| 6216 | Home health care services | 202 | 1 188 | 4 563 | 10 | 1 | 1 | 2 | 6 | — | — | — | — | — |
| 62161 | Home health care services | 202 | 1 188 | 4 563 | 10 | 1 | 1 | 2 | 6 | — | — | — | — | — |
| 621610 | Home health care services | 202 | 1 188 | 4 563 | 10 | 1 | 1 | 2 | 6 | — | — | — | — | — |
| 622 | Hospitals | (G) | (D) | (D) | 2 | — | — | — | — | — | — | 1 | 1 | — |
| 6221 | General medical & surgical hospitals | (G) | (D) | (D) | 2 | — | — | — | — | — | — | 1 | 1 | — |
| 62211 | General medical & surgical hospitals | (G) | (D) | (D) | 2 | — | — | — | — | — | — | 1 | 1 | — |
| 623 | Nursing & residential care facilities | 447 | 1 646 | 7 062 | 14 | 2 | 4 | 2 | 2 | 2 | 2 | — | — | — |
| 6231 | Nursing care facilities | 373 | 1 431 | 6 173 | 5 | — | — | — | 1 | 2 | 2 | — | — | — |
| 62311 | Nursing care facilities | 373 | 1 431 | 6 173 | 5 | — | — | — | 1 | 2 | 2 | — | — | — |
| 623110 | Nursing care facilities | 373 | 1 431 | 6 173 | 5 | — | — | — | 1 | 2 | 2 | — | — | — |
| 624 | Social assistance | (E) | (D) | (D) | 57 | 36 | 7 | 9 | 4 | — | 1 | — | — | — |
| 6241 | Individual & family services | 161 | 286 | 1 652 | 6 | 4 | — | — | 1 | — | 1 | — | — | — |
| 62412 | Services for elderly & disabled persons | (C) | (D) | (D) | 2 | 1 | — | — | — | — | 1 | — | — | — |
| 6243 | Vocational rehabilitation services | (C) | (D) | (D) | 7 | 1 | 2 | 2 | 2 | — | — | — | — | — |
| 62431 | Vocational rehabilitation services | (C) | (D) | (D) | 7 | 1 | 2 | 2 | 2 | — | — | — | — | — |
| 6244 | Child day care services | 183 | 393 | 1 687 | 42 | 29 | 5 | 7 | 1 | — | — | — | — | — |
| 62441 | Child day care services | 183 | 393 | 1 687 | 42 | 29 | 5 | 7 | 1 | — | — | — | — | — |
| 624410 | Child day care services | 183 | 393 | 1 687 | 42 | 29 | 5 | 7 | 1 | — | — | — | — | — |
| 71 | Arts, entertainment & recreation | (F) | (D) | (D) | 19 | 11 | 1 | 3 | 2 | — | — | 2 | — | — |
| 713 | Amusement, gambling & recreation industries | (F) | (D) | (D) | 17 | 9 | 1 | 3 | 2 | — | — | 2 | — | — |
| 7132 | Gambling industries | (F) | (D) | (D) | 3 | 1 | — | — | — | — | — | 2 | — | — |
| 71321 | Casinos (except hotel casinos) | (F) | (D) | (D) | 2 | — | — | — | — | — | — | — | — | — |
| 7139 | Other amusement & recreation industries | 111 | 335 | 1 497 | 13 | 7 | 1 | 3 | 2 | — | — | — | — | — |
| 72 | Accommodation & food services | 1 605 | 3 163 | 13 224 | 98 | 38 | 12 | 19 | 19 | 10 | — | — | — | — |
| 721 | Accommodation | 285 | 610 | 2 529 | 16 | 8 | 1 | 1 | 4 | 2 | — | — | — | — |
| 7211 | Traveler accommodation | (E) | (D) | (D) | 15 | 7 | 1 | 1 | 4 | 2 | — | — | — | — |
| 72111 | Hotels (exc casino hotels) & motels | (C) | (D) | (D) | 13 | 7 | 1 | 1 | 2 | 2 | — | — | — | — |
| 722 | Food services & drinking places | 1 320 | 2 553 | 10 695 | 82 | 30 | 11 | 18 | 15 | 8 | — | — | — | — |
| 7221 | Full-service restaurants | 418 | 928 | 4 095 | 34 | 14 | 5 | 8 | 5 | 2 | — | — | — | — |
| 72211 | Full-service restaurants | 418 | 928 | 4 095 | 34 | 14 | 5 | 8 | 5 | 2 | — | — | — | — |
| 722110 | Full-service restaurants | 418 | 928 | 4 095 | 34 | 14 | 5 | 8 | 5 | 2 | — | — | — | — |
| 7222 | Limited-service eating places | 869 | 1 537 | 6 254 | 42 | 13 | 4 | 9 | 10 | 6 | — | — | — | — |
| 72221 | Limited-service eating places | 869 | 1 537 | 6 254 | 42 | 13 | 4 | 9 | 10 | 6 | — | — | — | — |
| 722211 | Limited-service restaurants | 715 | 1 262 | 4 906 | 35 | 11 | 2 | 8 | 10 | 4 | — | — | — | — |
| 81 | Other services (except public administration) | 1 055 | 3 894 | 15 929 | 186 | 120 | 40 | 20 | 3 | 3 | — | — | — | — |
| 811 | Repair & maintenance | 285 | 1 445 | 6 042 | 63 | 44 | 10 | 8 | 1 | — | — | — | — | — |
| 8111 | Automotive repair & maintenance | 167 | 774 | 3 104 | 37 | 26 | 5 | 6 | — | — | — | — | — | — |
| 81111 | Automotive mechanical & electrical R&M | 110 | 517 | 2 043 | 26 | 19 | 3 | 4 | — | — | — | — | — | — |
| 812 | Personal & laundry services | 243 | 940 | 3 955 | 44 | 28 | 10 | 5 | — | 1 | — | — | — | — |
| 8123 | Drycleaning & laundry services | 137 | 550 | 2 318 | 12 | 5 | 3 | 3 | — | 1 | — | — | — | — |
| 813 | Religious, grantmaking, civic, prof & like organizations | 527 | 1 509 | 5 932 | 79 | 48 | 20 | 7 | 2 | 2 | — | — | — | — |
| 8131 | Religious organizations | 329 | 866 | 3 540 | 50 | 26 | 17 | 5 | 1 | 1 | — | — | — | — |
| 81311 | Religious organizations | 329 | 866 | 3 540 | 50 | 26 | 17 | 5 | 1 | 1 | — | — | — | — |
| 813110 | Religious organizations | 329 | 866 | 3 540 | 50 | 26 | 17 | 5 | 1 | 1 | — | — | — | — |
| 95 | Auxiliaries (exc corporate, subsidiary & regional mgt) | 110 | 1 033 | 4 075 | 9 | 1 | 5 | 2 | 1 | — | — | — | — | — |
| 99 | Unclassified establishments | (B) | (D) | (D) | 19 | 16 | 3 | — | — | — | — | — | — | — |

See footnotes at end of table.

Table 6. Counties—Employees, Payroll, and Establishments by Industry: 2000—Con.

[Excludes most government employees, railroad employees, and self-employed persons. Size class 1 to 4 includes establishments with payroll, but no employees, during mid-March pay period. (D) denotes figures withheld to avoid disclosing data for individual companies; the data are included in broader industry totals. Detailed industries with 100 or more employees are shown if industry was not a (D). For explanation of terms, abbreviations, and data reliability/comparability, see introductory text]

| NAICS code | Industry | Number of employees for week including March 12 | Payroll (\$1,000) | | Total number of establishments | Number of establishments by employment-size class | | | | | | | | |
|--------------|--|---|-------------------|----------------|--------------------------------|---|-----------|-----------|-----------|----------|------------|------------|------------|---------------|
| | | | First quarter | Annual | | 1 to 4 | 5 to 9 | 10 to 19 | 20 to 49 | 50 to 99 | 100 to 249 | 250 to 499 | 500 to 999 | 1,000 or more |
| WAYNE | | | | | | | | | | | | | | |
| | Total | 4 981 | 24 386 | 103 931 | 391 | 213 | 92 | 48 | 21 | 9 | 5 | 2 | 1 | - |
| 11 | Forestry, fishing, hunting, and agriculture support | 125 | 650 | 2 577 | 25 | 14 | 8 | 3 | - | - | - | - | - | - |
| 113 | Forestry and logging | (C) | (D) | (D) | 20 | 11 | 6 | 3 | - | - | - | - | - | - |
| 1133 | Logging | 109 | 575 | 2 218 | 19 | 10 | 6 | 3 | - | - | - | - | - | - |
| 11331 | Logging | 109 | 575 | 2 218 | 19 | 10 | 6 | 3 | - | - | - | - | - | - |
| 113310 | Logging | 109 | 575 | 2 218 | 19 | 10 | 6 | 3 | - | - | - | - | - | - |
| 21 | Mining | (B) | (D) | (D) | 4 | 3 | - | - | - | 1 | - | - | - | - |
| 22 | Utilities | (B) | (D) | (D) | 7 | 4 | 3 | - | - | - | - | - | - | - |
| 23 | Construction | 540 | 3 836 | 19 170 | 26 | 15 | 6 | 1 | 3 | - | - | 1 | - | - |
| 234 | Heavy construction | 458 | 3 443 | 17 598 | 6 | 1 | 1 | 1 | 2 | - | - | 1 | - | - |
| 2349 | Other heavy construction | (E) | (D) | (D) | 5 | 1 | 1 | 1 | 1 | - | - | 1 | - | - |
| 23499 | All other heavy construction | (E) | (D) | (D) | 4 | 1 | - | 1 | 1 | - | - | 1 | - | - |
| 31-33 | Manufacturing | 1 286 | 7 136 | 27 889 | 18 | 5 | 2 | 3 | 2 | 3 | 2 | - | 1 | - |
| 315 | Apparel manufacturing | (C) | (D) | (D) | 2 | 1 | - | - | - | - | 1 | - | - | - |
| 3159 | Apparel accessories & other apparel mfg | (C) | (D) | (D) | 1 | - | - | - | - | - | 1 | - | - | - |
| 31599 | Apparel accessories & other apparel mfg | (C) | (D) | (D) | 1 | - | - | - | - | - | 1 | - | - | - |
| 321 | Wood product mfg | 432 | 3 140 | 12 968 | 9 | 2 | 1 | 2 | - | 3 | 1 | - | - | - |
| 3211 | Sawmills & wood preservation | 242 | 1 786 | 6 900 | 3 | - | - | 1 | - | 1 | 1 | - | - | - |
| 32111 | Sawmills & wood preservation | 242 | 1 786 | 6 900 | 3 | - | - | 1 | - | 1 | 1 | - | - | - |
| 321113 | Sawmills | 242 | 1 786 | 6 900 | 3 | - | - | 1 | - | 1 | 1 | - | - | - |
| 3212 | Veneer, plywood & engineered wood product mfg | 176 | 1 300 | 5 848 | 3 | - | - | 1 | - | 2 | - | - | - | - |
| 32121 | Veneer, plywood & engineered wood product mfg | 176 | 1 300 | 5 848 | 3 | - | - | 1 | - | 2 | - | - | - | - |
| 335 | Electrical equip, appliance & component mfg | (F) | (D) | (D) | 1 | - | - | - | - | - | - | - | 1 | - |
| 3352 | Household appliance mfg | (F) | (D) | (D) | 1 | - | - | - | - | - | - | - | 1 | - |
| 33521 | Small electrical appliance mfg | (F) | (D) | (D) | 1 | - | - | - | - | - | - | - | 1 | - |
| 42 | Wholesale trade | 217 | 1 679 | 8 348 | 25 | 15 | 3 | 5 | 1 | 1 | - | - | - | - |
| 421 | Wholesale trade, durable goods | 127 | 1 234 | 6 678 | 18 | 12 | 3 | 2 | - | 1 | - | - | - | - |
| 44-45 | Retail trade | 973 | 3 341 | 13 076 | 105 | 49 | 31 | 18 | 4 | 1 | 2 | - | - | - |
| 441 | Motor vehicle & parts dealers | 110 | 597 | 2 051 | 16 | 8 | 4 | 2 | 2 | - | - | - | - | - |
| 445 | Food & beverage stores | 256 | 712 | 2 878 | 13 | 7 | 1 | 2 | 1 | 1 | 1 | - | - | - |
| 4451 | Grocery stores | (E) | (D) | (D) | 12 | 6 | 1 | 2 | 1 | 1 | 1 | - | - | - |
| 44511 | Grocery (except convenience) stores | 251 | 699 | 2 791 | 10 | 4 | 1 | 2 | 1 | 1 | 1 | - | - | - |
| 445110 | Grocery (except convenience) stores | 251 | 699 | 2 791 | 10 | 4 | 1 | 2 | 1 | 1 | 1 | - | - | - |
| 447 | Gasoline stations | 122 | 491 | 1 995 | 21 | 10 | 7 | 3 | 1 | - | - | - | - | - |
| 4471 | Gasoline stations | 122 | 491 | 1 995 | 21 | 10 | 7 | 3 | 1 | - | - | - | - | - |
| 452 | General merchandise stores | 216 | 706 | 2 749 | 9 | 3 | 4 | 1 | - | - | 1 | - | - | - |
| 4521 | Department stores | (C) | (D) | (D) | 1 | - | - | - | - | - | 1 | - | - | - |
| 45211 | Department stores | (C) | (D) | (D) | 1 | - | - | - | - | - | 1 | - | - | - |
| 48-49 | Transportation & warehousing | 52 | 269 | 1 012 | 16 | 14 | 1 | - | 1 | - | - | - | - | - |
| 51 | Information | 63 | 316 | 1 263 | 9 | 4 | 3 | 1 | 1 | - | - | - | - | - |
| 52 | Finance & insurance | 177 | 1 150 | 4 668 | 25 | 15 | 7 | 2 | - | 1 | - | - | - | - |
| 522 | Credit intermediation & related activities | 137 | 955 | 3 874 | 15 | 9 | 3 | 2 | - | 1 | - | - | - | - |
| 5221 | Depository credit intermediation | 113 | 791 | 3 205 | 7 | 2 | 2 | 2 | - | 1 | - | - | - | - |
| 52211 | Commercial banking | 113 | 791 | 3 205 | 7 | 2 | 2 | 2 | - | 1 | - | - | - | - |
| 522110 | Commercial banking | 113 | 791 | 3 205 | 7 | 2 | 2 | 2 | - | 1 | - | - | - | - |
| 53 | Real estate & rental & leasing | 11 | 45 | 220 | 8 | 8 | - | - | - | - | - | - | - | - |
| 54 | Professional, scientific & technical services | 44 | 201 | 875 | 17 | 14 | 3 | - | - | - | - | - | - | - |
| 55 | Management of companies & enterprises | (B) | (D) | (D) | 1 | - | - | - | 1 | - | - | - | - | - |
| 56 | Admin, support, waste mgt, remediation services | 183 | 488 | 2 080 | 6 | 2 | 3 | - | - | - | 1 | - | - | - |
| 561 | Administrative & support services | (C) | (D) | (D) | 5 | 2 | 2 | - | - | - | 1 | - | - | - |
| 5611 | Office administrative services | (C) | (D) | (D) | 2 | 1 | - | - | - | - | 1 | - | - | - |
| 56111 | Office administrative services | (C) | (D) | (D) | 2 | 1 | - | - | - | - | 1 | - | - | - |
| 61 | Educational services | (C) | (D) | (D) | 2 | - | - | - | 1 | 1 | - | - | - | - |
| 611 | Educational services | (C) | (D) | (D) | 2 | - | - | - | 1 | 1 | - | - | - | - |
| 6111 | Elementary & secondary schools | (C) | (D) | (D) | 2 | - | - | - | 1 | 1 | - | - | - | - |
| 61111 | Elementary & secondary schools | (C) | (D) | (D) | 2 | - | - | - | 1 | 1 | - | - | - | - |
| 62 | Health care and social assistance | 623 | 3 010 | 13 160 | 34 | 16 | 8 | 7 | 1 | 1 | - | 1 | - | - |
| 621 | Ambulatory health care services | (C) | (D) | (D) | 22 | 10 | 5 | 6 | 1 | - | - | - | - | - |
| 622 | Hospitals | (E) | (D) | (D) | 1 | - | - | - | - | - | - | 1 | - | - |
| 6221 | General medical & surgical hospitals | (E) | (D) | (D) | 1 | - | - | - | - | - | - | 1 | - | - |
| 62211 | General medical & surgical hospitals | (E) | (D) | (D) | 1 | - | - | - | - | - | - | 1 | - | - |
| 71 | Arts, entertainment & recreation | (A) | (D) | (D) | 1 | 1 | - | - | - | - | - | - | - | - |
| 72 | Accommodation & food services | 277 | 588 | 2 356 | 22 | 7 | 4 | 6 | 5 | - | - | - | - | - |
| 722 | Food services & drinking places | 242 | 494 | 2 064 | 17 | 4 | 3 | 6 | 4 | - | - | - | - | - |
| 7222 | Limited-service eating places | 166 | 335 | 1 506 | 12 | 3 | 3 | 3 | 3 | - | - | - | - | - |
| 72221 | Limited-service eating places | 166 | 335 | 1 506 | 12 | 3 | 3 | 3 | 3 | - | - | - | - | - |

See footnotes at end of table.

Table 6. Counties—Employees, Payroll, and Establishments by Industry: 2000—Con.

[Excludes most government employees, railroad employees, and self-employed persons. Size class 1 to 4 includes establishments with payroll, but no employees, during mid-March pay period. (D) denotes figures withheld to avoid disclosing data for individual companies; the data are included in broader industry totals. Detailed industries with 100 or more employees are shown if industry was not a (D). For explanation of terms, abbreviations, and data reliability/comparability, see introductory text]

| NAICS code | Industry | Number of employees for week including March 12 | Payroll (\$1,000) | | Total number of establishments | Number of establishments by employment-size class | | | | | | | | |
|-------------------|--|---|-------------------|---------------|--------------------------------|---|-----------|-----------|-----------|----------|------------|------------|------------|---------------|
| | | | First quarter | Annual | | 1 to 4 | 5 to 9 | 10 to 19 | 20 to 49 | 50 to 99 | 100 to 249 | 250 to 499 | 500 to 999 | 1,000 or more |
| WAYNE—Con. | | | | | | | | | | | | | | |
| 81 | Other services (except public administration) | 140 | 328 | 1 468 | 36 | 24 | 10 | 1 | 1 | — | — | — | — | — |
| 95 | Auxiliaries (exc corporate, subsidiary & regional mgt) | (A) | (D) | (D) | 1 | — | — | 1 | — | — | — | — | — | — |
| 99 | Unclassified establishments | (A) | (D) | (D) | 3 | 3 | — | — | — | — | — | — | — | — |
| WEBSTER | | | | | | | | | | | | | | |
| | Total | 2 766 | 11 716 | 47 645 | 197 | 122 | 33 | 19 | 12 | 5 | 5 | — | 1 | — |
| 11 | Forestry, fishing, hunting, and agriculture support | 56 | 274 | 1 073 | 5 | 2 | — | 2 | 1 | — | — | — | — | — |
| 22 | Utilities | (B) | (D) | (D) | 8 | 7 | — | 1 | — | — | — | — | — | — |
| 23 | Construction | 162 | 688 | 2 982 | 20 | 13 | 4 | 1 | 1 | 1 | — | — | — | — |
| 235 | Special trade contractors | 127 | 527 | 1 990 | 11 | 6 | 3 | 1 | — | 1 | — | — | — | — |
| 31-33 | Manufacturing | 1 337 | 5 987 | 22 747 | 18 | 4 | 3 | 2 | 3 | 2 | 3 | — | 1 | — |
| 315 | Apparel manufacturing | 860 | 3 220 | 11 895 | 3 | — | — | — | — | 1 | 1 | — | 1 | — |
| 3152 | Cut & sew apparel mfg | (F) | (D) | (D) | 2 | — | — | — | — | — | 1 | — | 1 | — |
| 31522 | Men's, boys' cut & sew apparel mfg | (F) | (D) | (D) | 2 | — | — | — | — | — | 1 | — | 1 | — |
| 332 | Fabricated metal product mfg | (C) | (D) | (D) | 2 | 1 | — | — | — | — | 1 | — | — | — |
| 3329 | Other fabricated metal product mfg | (C) | (D) | (D) | 1 | — | — | — | — | — | 1 | — | — | — |
| 33299 | All other fabricated metal product mfg | (C) | (D) | (D) | 1 | — | — | — | — | — | 1 | — | — | — |
| 337 | Furniture & related product mfg | (C) | (D) | (D) | 2 | — | — | — | — | 1 | 1 | — | — | — |
| 3371 | HH & institutional furniture & kitchen cabinet mfg | (C) | (D) | (D) | 1 | — | — | — | — | — | 1 | — | — | — |
| 33712 | Household & institutional furniture mfg | (C) | (D) | (D) | 1 | — | — | — | — | — | 1 | — | — | — |
| 42 | Wholesale trade | (B) | (D) | (D) | 7 | 4 | 3 | — | — | — | — | — | — | — |
| 44-45 | Retail trade | 319 | 996 | 4 278 | 42 | 23 | 9 | 6 | 4 | — | — | — | — | — |
| 447 | Gasoline stations | 119 | 296 | 1 156 | 11 | 4 | 2 | 3 | 2 | — | — | — | — | — |
| 4471 | Gasoline stations | 119 | 296 | 1 156 | 11 | 4 | 2 | 3 | 2 | — | — | — | — | — |
| 44711 | Gasoline stations with convenience stores | (C) | (D) | (D) | 9 | 3 | 1 | 3 | 2 | — | — | — | — | — |
| 48-49 | Transportation & warehousing | 74 | 295 | 1 249 | 19 | 15 | 3 | — | 1 | — | — | — | — | — |
| 51 | Information | (A) | (D) | (D) | 1 | 1 | — | — | — | — | — | — | — | — |
| 52 | Finance & insurance | 63 | 341 | 1 451 | 13 | 8 | 3 | 2 | — | — | — | — | — | — |
| 53 | Real estate & rental & leasing | (A) | (D) | (D) | 2 | 2 | — | — | — | — | — | — | — | — |
| 54 | Professional, scientific & technical services | 55 | 308 | 1 368 | 9 | 4 | 3 | 2 | — | — | — | — | — | — |
| 56 | Admin, support, waste mgt, remediation services | 11 | 64 | 307 | 6 | 5 | 1 | — | — | — | — | — | — | — |
| 61 | Educational services | (B) | (D) | (D) | 2 | 1 | — | — | — | 1 | — | — | — | — |
| 62 | Health care and social assistance | 380 | 1 717 | 7 769 | 13 | 8 | 2 | — | 1 | — | 2 | — | — | — |
| 622 | Hospitals | (C) | (D) | (D) | 1 | — | — | — | — | — | 1 | — | — | — |
| 6221 | General medical & surgical hospitals | (C) | (D) | (D) | 1 | — | — | — | — | — | 1 | — | — | — |
| 62211 | General medical & surgical hospitals | (C) | (D) | (D) | 1 | — | — | — | — | — | 1 | — | — | — |
| 623 | Nursing & residential care facilities | (C) | (D) | (D) | 1 | — | — | — | — | — | 1 | — | — | — |
| 6231 | Nursing care facilities | (C) | (D) | (D) | 1 | — | — | — | — | — | 1 | — | — | — |
| 62311 | Nursing care facilities | (C) | (D) | (D) | 1 | — | — | — | — | — | 1 | — | — | — |
| 71 | Arts, entertainment & recreation | (A) | (D) | (D) | 1 | 1 | — | — | — | — | — | — | — | — |
| 72 | Accommodation & food services | 100 | 123 | 525 | 3 | — | 1 | — | 1 | 1 | — | — | — | — |
| 722 | Food services & drinking places | 100 | 123 | 525 | 3 | — | 1 | — | 1 | 1 | — | — | — | — |
| 81 | Other services (except public administration) | 72 | 205 | 886 | 24 | 21 | 1 | 2 | — | — | — | — | — | — |
| 95 | Auxiliaries (exc corporate, subsidiary & regional mgt) | (A) | (D) | (D) | 1 | — | — | 1 | — | — | — | — | — | — |
| 99 | Unclassified establishments | (A) | (D) | (D) | 3 | 3 | — | — | — | — | — | — | — | — |
| WILKINSON | | | | | | | | | | | | | | |
| | Total | 1 683 | 7 814 | 32 058 | 170 | 95 | 40 | 19 | 11 | 1 | 4 | — | — | — |
| 11 | Forestry, fishing, hunting, and agriculture support | (B) | (D) | (D) | 13 | 9 | 3 | 1 | — | — | — | — | — | — |
| 22 | Utilities | (A) | (D) | (D) | 6 | 5 | 1 | — | — | — | — | — | — | — |
| 23 | Construction | 63 | 269 | 1 404 | 10 | 5 | 3 | 1 | 1 | — | — | — | — | — |
| 31-33 | Manufacturing | 237 | 1 161 | 4 534 | 4 | — | — | 2 | 1 | — | 1 | — | — | — |
| 321 | Wood product mfg | (C) | (D) | (D) | 3 | — | — | 1 | 1 | — | 1 | — | — | — |
| 3211 | Sawmills & wood preservation | (C) | (D) | (D) | 3 | — | — | 1 | 1 | — | 1 | — | — | — |
| 32111 | Sawmills & wood preservation | (C) | (D) | (D) | 3 | — | — | 1 | 1 | — | 1 | — | — | — |
| 42 | Wholesale trade | 91 | 454 | 1 811 | 11 | 4 | 3 | 3 | 1 | — | — | — | — | — |
| 44-45 | Retail trade | 261 | 754 | 3 251 | 32 | 14 | 10 | 5 | 3 | — | — | — | — | — |
| 445 | Food & beverage stores | 110 | 290 | 1 303 | 7 | 2 | 2 | 1 | 2 | — | — | — | — | — |
| 4451 | Grocery stores | (C) | (D) | (D) | 6 | 1 | 2 | 1 | 2 | — | — | — | — | — |

See footnotes at end of table.

Table 6. Counties—Employees, Payroll, and Establishments by Industry: 2000—Con.

[Excludes most government employees, railroad employees, and self-employed persons. Size class 1 to 4 includes establishments with payroll, but no employees, during mid-March pay period. (D) denotes figures withheld to avoid disclosing data for individual companies; the data are included in broader industry totals. Detailed industries with 100 or more employees are shown if industry was not a (D). For explanation of terms, abbreviations, and data reliability/comparability, see introductory text]

| NAICS code | Industry | Number of employees for week including March 12 | Payroll (\$1,000) | | Total number of establishments | Number of establishments by employment-size class | | | | | | | | |
|-----------------------|--|---|-------------------|----------------|--------------------------------|---|-----------|-----------|-----------|-----------|------------|------------|------------|---------------|
| | | | First quarter | Annual | | 1 to 4 | 5 to 9 | 10 to 19 | 20 to 49 | 50 to 99 | 100 to 249 | 250 to 499 | 500 to 999 | 1,000 or more |
| WILKINSON—Con. | | | | | | | | | | | | | | |
| 48-49 | Transportation & warehousing | 74 | 473 | 1 733 | 10 | 7 | 1 | 1 | 1 | — | — | — | — | — |
| 51 | Information | 14 | 106 | 449 | 4 | 3 | 1 | — | — | — | — | — | — | — |
| 52 | Finance & insurance | 53 | 243 | 1 021 | 8 | 4 | 3 | — | 1 | — | — | — | — | — |
| 53 | Real estate & rental & leasing | 11 | 23 | 128 | 7 | 7 | — | — | — | — | — | — | — | — |
| 54 | Professional, scientific & technical services | (A) | (D) | (D) | 7 | 6 | 1 | — | — | — | — | — | — | — |
| 55 | Management of companies & enterprises | (A) | (D) | (D) | 1 | — | — | 1 | — | — | — | — | — | — |
| 56 | Admin. support, waste mgt, remediation services | 254 | 1 323 | 5 676 | 5 | 2 | 1 | 1 | — | — | 1 | — | — | — |
| 561 | Administrative & support services | (C) | (D) | (D) | 4 | 2 | 1 | — | — | — | 1 | — | — | — |
| 5612 | Facilities support services | (C) | (D) | (D) | 1 | — | — | — | — | — | 1 | — | — | — |
| 56121 | Facilities support services | (C) | (D) | (D) | 1 | — | — | — | — | — | 1 | — | — | — |
| 61 | Educational services | (B) | (D) | (D) | 2 | — | — | — | 1 | 1 | — | — | — | — |
| 62 | Health care and social assistance | 317 | 1 825 | 7 197 | 17 | 9 | 3 | 2 | 1 | — | 2 | — | — | — |
| 622 | Hospitals | (C) | (D) | (D) | 1 | — | — | — | — | — | 1 | — | — | — |
| 6221 | General medical & surgical hospitals | (C) | (D) | (D) | 1 | — | — | — | — | — | 1 | — | — | — |
| 62211 | General medical & surgical hospitals | (C) | (D) | (D) | 1 | — | — | — | — | — | 1 | — | — | — |
| 623 | Nursing & residential care facilities | (C) | (D) | (D) | 1 | — | — | — | — | — | 1 | — | — | — |
| 6231 | Nursing care facilities | (C) | (D) | (D) | 1 | — | — | — | — | — | 1 | — | — | — |
| 62311 | Nursing care facilities | (C) | (D) | (D) | 1 | — | — | — | — | — | 1 | — | — | — |
| 71 | Arts, entertainment & recreation | (A) | (D) | (D) | 1 | — | 1 | — | — | — | — | — | — | — |
| 72 | Accommodation & food services | 44 | 87 | 418 | 7 | 5 | — | 1 | 1 | — | — | — | — | — |
| 81 | Other services (except public administration) | 83 | 255 | 1 051 | 23 | 13 | 9 | 1 | — | — | — | — | — | — |
| 95 | Auxiliaries (exc corporate, subsidiary & regional mgt) | (A) | (D) | (D) | 1 | 1 | — | — | — | — | — | — | — | — |
| 99 | Unclassified establishments | (A) | (D) | (D) | 1 | 1 | — | — | — | — | — | — | — | — |
| WINSTON | | | | | | | | | | | | | | |
| | Total | 5 399 | 30 188 | 120 251 | 397 | 217 | 87 | 47 | 26 | 12 | 5 | 2 | 1 | — |
| 11 | Forestry, fishing, hunting, and agriculture support | (B) | (D) | (D) | 16 | 7 | 6 | 3 | — | — | — | — | — | — |
| 21 | Mining | (A) | (D) | (D) | 1 | — | 1 | — | — | — | — | — | — | — |
| 22 | Utilities | 47 | 285 | 1 209 | 7 | 5 | 1 | — | 1 | — | — | — | — | — |
| 23 | Construction | 362 | 1 508 | 5 904 | 51 | 23 | 13 | 12 | 3 | — | — | — | — | — |
| 233 | Building, developing & general contracting | 131 | 512 | 1 825 | 16 | 7 | 3 | 4 | 2 | — | — | — | — | — |
| 234 | Heavy construction | 100 | 461 | 1 940 | 9 | 1 | 2 | 6 | — | — | — | — | — | — |
| 235 | Special trade contractors | 131 | 535 | 2 139 | 26 | 15 | 8 | 2 | 1 | — | — | — | — | — |
| 31-33 | Manufacturing | 2 012 | 13 765 | 56 571 | 26 | 7 | 5 | 3 | 1 | 5 | 3 | 1 | 1 | — |
| 315 | Apparel manufacturing | (C) | (D) | (D) | 3 | 1 | — | — | — | — | 2 | — | — | — |
| 3152 | Cut & sew apparel mfg | (C) | (D) | (D) | 2 | 1 | — | — | — | — | 1 | — | — | — |
| 31522 | Men's, boys' cut & sew apparel mfg | (C) | (D) | (D) | 1 | — | — | — | — | — | 1 | — | — | — |
| 3159 | Apparel accessories & other apparel mfg | (C) | (D) | (D) | 1 | — | — | — | — | — | 1 | — | — | — |
| 31599 | Apparel accessories & other apparel mfg | (C) | (D) | (D) | 1 | — | — | — | — | — | 1 | — | — | — |
| 321 | Wood product mfg | (F) | (D) | (D) | 5 | 1 | 1 | — | — | 1 | 1 | 1 | — | — |
| 3212 | Veneer, plywood & engineered wood product mfg | (E) | (D) | (D) | 2 | — | — | — | — | — | 1 | 1 | — | — |
| 32121 | Veneer, plywood & engineered wood product mfg | (E) | (D) | (D) | 2 | — | — | — | — | — | 1 | 1 | — | — |
| 333 | Machinery mfg | (F) | (D) | (D) | 2 | — | 1 | — | — | — | — | — | 1 | — |
| 3331 | Ag, construction & mining machinery mfg | (F) | (D) | (D) | 1 | — | — | — | — | — | — | — | 1 | — |
| 33312 | Construction machinery mfg | (F) | (D) | (D) | 1 | — | — | — | — | — | — | — | 1 | — |
| 337 | Furniture & related product mfg | 111 | 405 | 1 568 | 4 | 1 | — | 2 | — | 1 | — | — | — | — |
| 3371 | HH & institutional furniture & kitchen cabinet mfg | 111 | 405 | 1 568 | 4 | 1 | — | 2 | — | 1 | — | — | — | — |
| 42 | Wholesale trade | 231 | 1 934 | 8 108 | 12 | 5 | 2 | 1 | 1 | 3 | — | — | — | — |
| 421 | Wholesale trade, durable goods | (C) | (D) | (D) | 9 | 5 | 1 | 1 | — | 2 | — | — | — | — |
| 44-45 | Retail trade | 709 | 3 049 | 12 280 | 88 | 47 | 24 | 11 | 4 | 1 | 1 | — | — | — |
| 445 | Food & beverage stores | 109 | 486 | 1 952 | 8 | 3 | 2 | 1 | 1 | 1 | — | — | — | — |
| 4451 | Grocery stores | (C) | (D) | (D) | 6 | 2 | 1 | 1 | 1 | 1 | — | — | — | — |
| 447 | Gasoline stations | 123 | 305 | 1 359 | 19 | 9 | 5 | 5 | — | — | — | — | — | — |
| 4471 | Gasoline stations | 123 | 305 | 1 359 | 19 | 9 | 5 | 5 | — | — | — | — | — | — |
| 44711 | Gasoline stations with convenience stores | 115 | 294 | 1 301 | 15 | 5 | 5 | 5 | — | — | — | — | — | — |
| 447110 | Gasoline stations with convenience stores | 115 | 294 | 1 301 | 15 | 5 | 5 | 5 | — | — | — | — | — | — |
| 452 | General merchandise stores | 175 | 566 | 2 358 | 8 | 3 | 2 | 2 | — | — | 1 | — | — | — |
| 4521 | Department stores | (C) | (D) | (D) | 1 | — | — | — | — | — | 1 | — | — | — |
| 45211 | Department stores | (C) | (D) | (D) | 1 | — | — | — | — | — | 1 | — | — | — |

See footnotes at end of table.

Table 6. Counties—Employees, Payroll, and Establishments by Industry: 2000—Con.

[Excludes most government employees, railroad employees, and self-employed persons. Size class 1 to 4 includes establishments with payroll, but no employees, during mid-March pay period. (D) denotes figures withheld to avoid disclosing data for individual companies; the data are included in broader industry totals. Detailed industries with 100 or more employees are shown if industry was not a (D). For explanation of terms, abbreviations, and data reliability/comparability, see introductory text]

| NAICS code | Industry | Number of employees for week including March 12 | Payroll (\$1,000) | | Total number of establishments | Number of establishments by employment-size class | | | | | | | | | |
|---------------------|--|---|-------------------|--------|--------------------------------|---|--------|----------|----------|----------|------------|------------|------------|---------------|--|
| | | | First quarter | Annual | | 1 to 4 | 5 to 9 | 10 to 19 | 20 to 49 | 50 to 99 | 100 to 249 | 250 to 499 | 500 to 999 | 1,000 or more | |
| WINSTON—Con. | | | | | | | | | | | | | | | |
| 48-49 | Transportation & warehousing | 502 | 1 971 | 5 601 | 17 | 11 | 2 | 2 | — | 1 | — | 1 | — | — | |
| 484 | Truck transportation | 469 | 1 692 | 4 649 | 14 | 10 | 2 | — | — | 1 | — | 1 | — | — | |
| 4841 | General freight trucking | 453 | 1 609 | 4 295 | 9 | 6 | 1 | — | — | 1 | — | 1 | — | — | |
| 48412 | General freight trucking, long-distance | 451 | 1 606 | 4 263 | 6 | 3 | 1 | — | — | 1 | — | 1 | — | — | |
| 484121 | General freight trucking, long-distance, TL .. | 451 | 1 606 | 4 263 | 6 | 3 | 1 | — | — | 1 | — | 1 | — | — | |
| 51 | Information | 50 | 323 | 1 294 | 5 | 1 | 2 | 1 | 1 | — | — | — | — | — | |
| 52 | Finance & insurance | 129 | 877 | 3 125 | 19 | 9 | 6 | 2 | 2 | — | — | — | — | — | |
| 522 | Credit intermediation & related activities | 106 | 717 | 2 587 | 14 | 7 | 3 | 2 | 2 | — | — | — | — | — | |
| 53 | Real estate & rental & leasing | 89 | 354 | 1 567 | 7 | 6 | — | — | — | 1 | — | — | — | — | |
| 54 | Professional, scientific & technical services | 79 | 366 | 1 417 | 24 | 18 | 4 | 2 | — | — | — | — | — | — | |
| 55 | Management of companies & enterprises .. | (B) | (D) | (D) | 3 | 1 | 1 | — | 1 | — | — | — | — | — | |
| 56 | Admin, support, waste mgt, remediation services | (B) | (D) | (D) | 9 | 6 | 3 | — | — | — | — | — | — | — | |
| 61 | Educational services | (B) | (D) | (D) | 3 | 1 | — | — | 1 | 1 | — | — | — | — | |
| 62 | Health care and social assistance | 353 | 1 914 | 8 436 | 22 | 12 | 5 | 2 | 2 | — | 1 | — | — | — | |
| 622 | Hospitals | (C) | (D) | (D) | 1 | — | — | — | — | — | 1 | — | — | — | |
| 6221 | General medical & surgical hospitals | (C) | (D) | (D) | 1 | — | — | — | — | — | 1 | — | — | — | |
| 62211 | General medical & surgical hospitals | (C) | (D) | (D) | 1 | — | — | — | — | — | 1 | — | — | — | |
| 71 | Arts, entertainment & recreation | 27 | 59 | 318 | 5 | 3 | 1 | 1 | — | — | — | — | — | — | |
| 72 | Accommodation & food services | 309 | 728 | 2 988 | 25 | 10 | 5 | 3 | 7 | — | — | — | — | — | |
| 722 | Food services & drinking places | 234 | 447 | 1 772 | 22 | 10 | 4 | 3 | 5 | — | — | — | — | — | |
| 7222 | Limited-service eating places | 123 | 249 | 1 035 | 11 | 5 | 1 | 3 | 2 | — | — | — | — | — | |
| 72221 | Limited-service eating places | 123 | 249 | 1 035 | 11 | 5 | 1 | 3 | 2 | — | — | — | — | — | |
| 722211 | Limited-service restaurants | 123 | 249 | 1 035 | 11 | 5 | 1 | 3 | 2 | — | — | — | — | — | |
| 81 | Other services (except public administration) | 227 | 715 | 2 835 | 53 | 41 | 6 | 4 | 2 | — | — | — | — | — | |
| 813 | Religious, grantmaking, civic, prof & like organizations | 136 | 391 | 1 675 | 32 | 26 | 2 | 2 | 2 | — | — | — | — | — | |
| 99 | Unclassified establishments | 2 | 2 | 20 | 4 | 4 | — | — | — | — | — | — | — | — | |
| YALOBUSHA | | | | | | | | | | | | | | | |
| | Total | 2 744 | 15 499 | 63 882 | 245 | 160 | 49 | 17 | 12 | 2 | 3 | 1 | 1 | — | |
| 11 | Forestry, fishing, hunting, and agriculture support | 19 | 114 | 695 | 7 | 6 | — | 1 | — | — | — | — | — | — | |
| 21 | Mining | (A) | (D) | (D) | 2 | 2 | — | — | — | — | — | — | — | — | |
| 22 | Utilities | 11 | 30 | 133 | 7 | 7 | — | — | — | — | — | — | — | — | |
| 23 | Construction | 272 | 2 337 | 8 544 | 27 | 19 | 5 | 1 | 1 | — | 1 | — | — | — | |
| 233 | Building, developing & general contracting | (C) | (D) | (D) | 13 | 8 | 4 | — | — | — | 1 | — | — | — | |
| 2333 | Nonresidential building construction | (C) | (D) | (D) | 5 | 2 | 2 | — | — | — | 1 | — | — | — | |
| 23332 | Commercial & institutional bldg construction .. | (C) | (D) | (D) | 3 | 1 | 1 | — | — | — | 1 | — | — | — | |
| 31-33 | Manufacturing | 1 168 | 8 017 | 33 929 | 12 | 5 | 1 | 1 | 2 | — | 1 | 1 | 1 | — | |
| 311 | Food mfg | (E) | (D) | (D) | 2 | — | — | 1 | — | — | — | 1 | — | — | |
| 3116 | Animal slaughtering & processing | (E) | (D) | (D) | 2 | — | — | 1 | — | — | — | 1 | — | — | |
| 31161 | Animal slaughtering & processing | (E) | (D) | (D) | 2 | — | — | 1 | — | — | — | 1 | — | — | |
| 315 | Apparel manufacturing | (C) | (D) | (D) | 3 | 1 | 1 | — | — | — | 1 | — | — | — | |
| 3152 | Cut & sew apparel mfg | (C) | (D) | (D) | 3 | 1 | 1 | — | — | — | 1 | — | — | — | |
| 31522 | Men's, boys' cut & sew apparel mfg | (C) | (D) | (D) | 3 | 1 | 1 | — | — | — | 1 | — | — | — | |
| 336 | Transportation equipment mfg | (F) | (D) | (D) | 1 | — | — | — | — | — | — | — | 1 | — | |
| 3363 | Motor vehicle parts mfg | (F) | (D) | (D) | 1 | — | — | — | — | — | — | — | 1 | — | |
| 33631 | Motor vehicle gas engine & engine parts mfg .. | (F) | (D) | (D) | 1 | — | — | — | — | — | — | — | 1 | — | |
| 42 | Wholesale trade | 50 | 250 | 951 | 11 | 7 | 3 | 1 | — | — | — | — | — | — | |
| 44-45 | Retail trade | 364 | 1 219 | 5 163 | 52 | 27 | 15 | 6 | 3 | 1 | — | — | — | — | |
| 445 | Food & beverage stores | 132 | 365 | 1 586 | 15 | 9 | 2 | 2 | 1 | 1 | — | — | — | — | |
| 4451 | Grocery stores | 128 | 357 | 1 555 | 12 | 6 | 2 | 2 | 1 | 1 | — | — | — | — | |
| 44511 | Grocery (except convenience) stores | 111 | 309 | 1 340 | 7 | 3 | 1 | 1 | 1 | 1 | — | — | — | — | |
| 445110 | Grocery (except convenience) stores | 111 | 309 | 1 340 | 7 | 3 | 1 | 1 | 1 | 1 | — | — | — | — | |
| 48-49 | Transportation & warehousing | 130 | 812 | 3 522 | 17 | 12 | 1 | 2 | 1 | 1 | — | — | — | — | |
| 51 | Information | 28 | 105 | 410 | 7 | 5 | 1 | 1 | — | — | — | — | — | — | |
| 52 | Finance & insurance | 91 | 490 | 2 180 | 14 | 10 | 3 | — | 1 | — | — | — | — | — | |
| 53 | Real estate & rental & leasing | 7 | 14 | 77 | 5 | 5 | — | — | — | — | — | — | — | — | |
| 54 | Professional, scientific & technical services | 29 | 178 | 865 | 13 | 11 | 2 | — | — | — | — | — | — | — | |
| 56 | Admin, support, waste mgt, remediation services | (B) | (D) | (D) | 7 | 5 | 2 | — | — | — | — | — | — | — | |
| 61 | Educational services | (B) | (D) | (D) | 3 | — | 1 | 1 | 1 | — | — | — | — | — | |
| 62 | Health care and social assistance | 313 | 1 271 | 5 083 | 21 | 12 | 6 | 2 | — | — | 1 | — | — | — | |
| 622 | Hospitals | (C) | (D) | (D) | 1 | — | — | — | — | — | 1 | — | — | — | |
| 6221 | General medical & surgical hospitals | (C) | (D) | (D) | 1 | — | — | — | — | — | 1 | — | — | — | |
| 62211 | General medical & surgical hospitals | (C) | (D) | (D) | 1 | — | — | — | — | — | 1 | — | — | — | |

See footnotes at end of table.

Table 6. Counties—Employees, Payroll, and Establishments by Industry: 2000—Con.

[Excludes most government employees, railroad employees, and self-employed persons. Size class 1 to 4 includes establishments with payroll, but no employees, during mid-March pay period. (D) denotes figures withheld to avoid disclosing data for individual companies; the data are included in broader industry totals. Detailed industries with 100 or more employees are shown if industry was not a (D). For explanation of terms, abbreviations, and data reliability/comparability, see introductory text]

| NAICS code | Industry | Number of employees for week including March 12 | Payroll (\$1,000) | | Total number of establishments | Number of establishments by employment-size class | | | | | | | | | |
|-----------------------|---|---|-------------------|----------------|--------------------------------|---|-----------|-----------|-----------|----------|------------|------------|------------|---------------|--|
| | | | First quarter | Annual | | 1 to 4 | 5 to 9 | 10 to 19 | 20 to 49 | 50 to 99 | 100 to 249 | 250 to 499 | 500 to 999 | 1,000 or more | |
| YALOBUSHA—Con. | | | | | | | | | | | | | | | |
| 71 | Arts, entertainment & recreation | (A) | (D) | (D) | 2 | 1 | 1 | — | — | — | — | — | — | — | |
| 72 | Accommodation & food services | 58 | 136 | 578 | 7 | 3 | 2 | 1 | 1 | — | — | — | — | — | |
| 81 | Other services (except public administration) | 99 | 207 | 811 | 28 | 21 | 6 | — | 1 | — | — | — | — | — | |
| 99 | Unclassified establishments | 28 | 101 | 116 | 3 | 2 | — | — | 1 | — | — | — | — | — | |
| YAZOO | | | | | | | | | | | | | | | |
| | Total | 5 562 | 30 048 | 123 183 | 439 | 260 | 77 | 53 | 32 | 8 | 7 | — | 2 | — | |
| 11 | Forestry, fishing, hunting, and agriculture support | 44 | 183 | 1 005 | 11 | 8 | 1 | 2 | — | — | — | — | — | — | |
| 21 | Mining | (C) | (D) | (D) | 2 | — | — | 1 | — | 1 | — | — | — | — | |
| 22 | Utilities | 71 | 526 | 2 262 | 8 | 4 | 1 | 2 | 1 | — | — | — | — | — | |
| 23 | Construction | 106 | 458 | 1 875 | 30 | 24 | 4 | 2 | — | — | — | — | — | — | |
| 31-33 | Manufacturing | 2 060 | 13 934 | 55 072 | 25 | 8 | 4 | 4 | 3 | 1 | 3 | — | 2 | — | |
| 311 | Food mfg | (C) | (D) | (D) | 2 | — | — | 1 | — | — | 1 | — | — | — | |
| 3117 | Seafood product preparation & packaging | (C) | (D) | (D) | 1 | — | — | — | — | — | 1 | — | — | — | |
| 31171 | Seafood product preparation & packaging | (C) | (D) | (D) | 1 | — | — | — | — | — | 1 | — | — | — | |
| 315 | Apparel manufacturing | (C) | (D) | (D) | 2 | 1 | — | — | — | — | 1 | — | — | — | |
| 3152 | Cut & sew apparel mfg | (C) | (D) | (D) | 2 | 1 | — | — | — | — | 1 | — | — | — | |
| 31521 | Cut & sew apparel contractors | (C) | (D) | (D) | 2 | 1 | — | — | — | — | 1 | — | — | — | |
| 321 | Wood product mfg | 135 | 692 | 3 007 | 5 | 1 | — | 1 | 2 | 1 | — | — | — | — | |
| 322 | Paper mfg | (C) | (D) | (D) | 1 | — | — | — | — | — | 1 | — | — | — | |
| 3222 | Converted paper product mfg | (C) | (D) | (D) | 1 | — | — | — | — | — | 1 | — | — | — | |
| 32222 | Paper bag & coated & treated paper mfg | (C) | (D) | (D) | 1 | — | — | — | — | — | 1 | — | — | — | |
| 325 | Chemical mfg | (F) | (D) | (D) | 2 | — | 1 | — | — | — | — | — | 1 | — | |
| 3253 | Pesticide, fertilizer & oth ag chemical mfg | (F) | (D) | (D) | 1 | — | — | — | — | — | — | — | 1 | — | |
| 32531 | Fertilizer mfg | (F) | (D) | (D) | 1 | — | — | — | — | — | — | — | 1 | — | |
| 336 | Transportation equipment mfg | (F) | (D) | (D) | 1 | — | — | — | — | — | — | — | 1 | — | |
| 3363 | Motor vehicle parts mfg | (F) | (D) | (D) | 1 | — | — | — | — | — | — | — | 1 | — | |
| 33632 | MV electrical & electronic equipment mfg | (F) | (D) | (D) | 1 | — | — | — | — | — | — | — | 1 | — | |
| 42 | Wholesale trade | 234 | 1 263 | 7 420 | 26 | 16 | 4 | 2 | 3 | 1 | — | — | — | — | |
| 422 | Wholesale trade, nondurable goods | 154 | 686 | 3 300 | 15 | 6 | 4 | 2 | 3 | — | — | — | — | — | |
| 44-45 | Retail trade | 1 008 | 4 042 | 16 375 | 112 | 56 | 29 | 16 | 7 | 3 | 1 | — | — | — | |
| 441 | Motor vehicle & parts dealers | 115 | 925 | 3 131 | 11 | 3 | 5 | 2 | — | 1 | — | — | — | — | |
| 444 | Bldg material & garden equip & supp dealers | 117 | 807 | 3 545 | 10 | 6 | — | 1 | 3 | — | — | — | — | — | |
| 445 | Food & beverage stores | 235 | 691 | 2 622 | 15 | 7 | 4 | — | 2 | 2 | — | — | — | — | |
| 4451 | Grocery stores | 219 | 605 | 2 398 | 11 | 5 | 2 | — | 2 | 2 | — | — | — | — | |
| 44511 | Grocery (except convenience) stores | 206 | 580 | 2 257 | 7 | 3 | — | — | 2 | 2 | — | — | — | — | |
| 445110 | Grocery (except convenience) stores | 206 | 580 | 2 257 | 7 | 3 | — | — | 2 | 2 | — | — | — | — | |
| 447 | Gasoline stations | 113 | 304 | 1 277 | 21 | 11 | 7 | 3 | — | — | — | — | — | — | |
| 4471 | Gasoline stations | 113 | 304 | 1 277 | 21 | 11 | 7 | 3 | — | — | — | — | — | — | |
| 452 | General merchandise stores | 170 | 449 | 1 895 | 7 | 2 | 1 | 1 | — | 1 | — | — | — | — | |
| 4521 | Department stores | (C) | (D) | (D) | 1 | — | — | — | — | — | 1 | — | — | — | |
| 45211 | Department stores | (C) | (D) | (D) | 1 | — | — | — | — | — | 1 | — | — | — | |
| 48-49 | Transportation & warehousing | 68 | 213 | 1 007 | 13 | 11 | 1 | — | 1 | — | — | — | — | — | |
| 51 | Information | 66 | 352 | 1 418 | 7 | 2 | 2 | 3 | — | — | — | — | — | — | |
| 52 | Finance & insurance | 239 | 2 183 | 8 650 | 29 | 16 | 9 | — | 4 | — | — | — | — | — | |
| 522 | Credit intermediation & related activities | 212 | 2 027 | 7 961 | 21 | 11 | 6 | — | 4 | — | — | — | — | — | |
| 5221 | Depository credit intermediation | (C) | (D) | (D) | 11 | 1 | 6 | — | 4 | — | — | — | — | — | |
| 52211 | Commercial banking | 181 | 1 856 | 7 225 | 10 | 1 | 5 | — | 4 | — | — | — | — | — | |
| 522110 | Commercial banking | 181 | 1 856 | 7 225 | 10 | 1 | 5 | — | 4 | — | — | — | — | — | |
| 53 | Real estate & rental & leasing | 43 | 115 | 517 | 15 | 12 | 3 | — | — | — | — | — | — | — | |
| 54 | Professional, scientific & technical services | 70 | 302 | 1 452 | 21 | 16 | 3 | 2 | — | — | — | — | — | — | |
| 55 | Management of companies & enterprises | (B) | (D) | (D) | 2 | 1 | — | — | 1 | — | — | — | — | — | |
| 56 | Admin, support, waste mgt, remediation services | 31 | 133 | 506 | 11 | 9 | 1 | 1 | — | — | — | — | — | — | |
| 61 | Educational services | 125 | 413 | 1 634 | 3 | — | 1 | — | 1 | 1 | — | — | — | — | |
| 611 | Educational services | 125 | 413 | 1 634 | 3 | — | 1 | — | 1 | 1 | — | — | — | — | |
| 6111 | Elementary & secondary schools | 125 | 413 | 1 634 | 3 | — | 1 | — | 1 | 1 | — | — | — | — | |
| 61111 | Elementary & secondary schools | 125 | 413 | 1 634 | 3 | — | 1 | — | 1 | 1 | — | — | — | — | |
| 611110 | Elementary & secondary schools | 125 | 413 | 1 634 | 3 | — | 1 | — | 1 | 1 | — | — | — | — | |

See footnotes at end of table.

Table 6. Counties—Employees, Payroll, and Establishments by Industry: 2000—Con.

[Excludes most government employees, railroad employees, and self-employed persons. Size class 1 to 4 includes establishments with payroll, but no employees, during mid-March pay period. (D) denotes figures withheld to avoid disclosing data for individual companies; the data are included in broader industry totals. Detailed industries with 100 or more employees are shown if industry was not a (D). For explanation of terms, abbreviations, and data reliability/comparability, see introductory text]

| NAICS code | Industry | Number of employees for week including March 12 | Payroll (\$1,000) | | Total number of establishments | Number of establishments by employment-size class | | | | | | | | |
|-------------------|---|---|-------------------|----------------|--------------------------------|---|----------|----------|----------|----------|------------|------------|------------|---------------|
| | | | First quarter | Annual | | 1 to 4 | 5 to 9 | 10 to 19 | 20 to 49 | 50 to 99 | 100 to 249 | 250 to 499 | 500 to 999 | 1,000 or more |
| YAZOO—Con. | | | | | | | | | | | | | | |
| 62 | Health care and social assistance | 661 | 3 299 | 13 754 | 28 | 13 | 6 | 3 | 3 | — | 3 | — | — | — |
| 621 | Ambulatory health care services | 138 | 974 | 4 811 | 16 | 6 | 6 | 2 | 2 | — | — | — | — | — |
| 622 | Hospitals | (C) | (D) | (D) | 1 | — | — | — | — | — | 1 | — | — | — |
| 6221 | General medical & surgical hospitals | (C) | (D) | (D) | 1 | — | — | — | — | — | 1 | — | — | — |
| 62211 | General medical & surgical hospitals | (C) | (D) | (D) | 1 | — | — | — | — | — | 1 | — | — | — |
| 623 | Nursing & residential care facilities | (C) | (D) | (D) | 4 | 2 | — | — | 1 | — | 1 | — | — | — |
| 6231 | Nursing care facilities | (C) | (D) | (D) | 2 | — | — | — | 1 | — | 1 | — | — | — |
| 62311 | Nursing care facilities | (C) | (D) | (D) | 2 | — | — | — | 1 | — | 1 | — | — | — |
| 624 | Social assistance | 128 | 519 | 1 945 | 7 | 5 | — | 1 | — | — | 1 | — | — | — |
| 6241 | Individual & family services | (C) | (D) | (D) | 1 | — | — | — | — | — | 1 | — | — | — |
| 62419 | Other individual & family services | (C) | (D) | (D) | 1 | — | — | — | — | — | 1 | — | — | — |
| 71 | Arts, entertainment & recreation | 21 | 61 | 234 | 4 | 2 | 1 | 1 | — | — | — | — | — | — |
| 72 | Accommodation & food services | 330 | 706 | 2 915 | 25 | 7 | 4 | 8 | 5 | 1 | — | — | — | — |
| 722 | Food services & drinking places | 294 | 624 | 2 571 | 22 | 6 | 4 | 7 | 4 | 1 | — | — | — | — |
| 7221 | Full-service restaurants | (C) | (D) | (D) | 12 | 4 | 2 | 4 | 2 | — | — | — | — | — |
| 72211 | Full-service restaurants | (C) | (D) | (D) | 12 | 4 | 2 | 4 | 2 | — | — | — | — | — |
| 7222 | Limited-service eating places | 175 | 396 | 1 692 | 9 | 2 | 1 | 3 | 2 | 1 | — | — | — | — |
| 72221 | Limited-service eating places | 175 | 396 | 1 692 | 9 | 2 | 1 | 3 | 2 | 1 | — | — | — | — |
| 81 | Other services (except public administration) | 238 | 789 | 3 302 | 57 | 46 | 3 | 5 | 3 | — | — | — | — | — |
| 813 | Religious, grantmaking, civic, prof & like organizations | 126 | 349 | 1 479 | 21 | 16 | — | 3 | 2 | — | — | — | — | — |
| 8131 | Religious organizations | 115 | 300 | 1 252 | 15 | 10 | — | 3 | 2 | — | — | — | — | — |
| 81311 | Religious organizations | 115 | 300 | 1 252 | 15 | 10 | — | 3 | 2 | — | — | — | — | — |
| 813110 | Religious organizations | 115 | 300 | 1 252 | 15 | 10 | — | 3 | 2 | — | — | — | — | — |
| 95 | Auxiliaries (exc corporate, subsidiary & regional mgt) | (A) | (D) | (D) | 2 | 1 | — | 1 | — | — | — | — | — | — |
| 99 | Unclassified establishments | 7 | 18 | 141 | 8 | 8 | — | — | — | — | — | — | — | — |
| STATEWIDE | | | | | | | | | | | | | | |
| | Total | 4 277 | 30 002 | 125 663 | 55 | 28 | 9 | 5 | 5 | — | 6 | — | 1 | 1 |
| 21 | Mining | 1 323 | 11 518 | 48 940 | 33 | 12 | 6 | 5 | 5 | — | 4 | — | 1 | — |
| 213 | Mining support activities | 1 256 | 10 450 | 45 122 | 20 | 4 | 4 | 2 | 5 | — | 4 | — | 1 | — |
| 2131 | Mining support activities | 1 256 | 10 450 | 45 122 | 20 | 4 | 4 | 2 | 5 | — | 4 | — | 1 | — |
| 21311 | Mining support activities | 1 256 | 10 450 | 45 122 | 20 | 4 | 4 | 2 | 5 | — | 4 | — | 1 | — |
| 213111 | Drilling oil & gas wells | 839 | 6 809 | 30 778 | 9 | — | 2 | — | 5 | — | 1 | — | 1 | — |
| 213112 | Oil & gas operations support activities | 417 | 3 641 | 14 344 | 11 | 4 | 2 | 2 | — | — | 3 | — | — | — |
| 23 | Construction | (C) | (D) | (D) | 2 | 1 | — | — | — | — | 1 | — | — | — |
| 234 | Heavy construction | (C) | (D) | (D) | 2 | 1 | — | — | — | — | 1 | — | — | — |
| 2349 | Other heavy construction | (C) | (D) | (D) | 2 | 1 | — | — | — | — | 1 | — | — | — |
| 23499 | All other heavy construction | (C) | (D) | (D) | 1 | — | — | — | — | — | 1 | — | — | — |
| 42 | Wholesale trade | (A) | (D) | (D) | 6 | 5 | 1 | — | — | — | — | — | — | — |
| 51 | Information | (A) | (D) | (D) | 2 | 2 | — | — | — | — | — | — | — | — |
| 52 | Finance & insurance | (A) | (D) | (D) | 6 | 4 | 2 | — | — | — | — | — | — | — |
| 54 | Professional, scientific & technical services | (A) | (D) | (D) | 1 | 1 | — | — | — | — | — | — | — | — |
| 56 | Admin, support, waste mgt, remediation services | (H) | (D) | (D) | 4 | 2 | — | — | — | — | 1 | — | — | 1 |
| 561 | Administrative & support services | (H) | (D) | (D) | 4 | 2 | — | — | — | — | 1 | — | — | 1 |
| 5613 | Employment services | (H) | (D) | (D) | 2 | 1 | — | — | — | — | — | — | — | 1 |
| 56133 | Employee leasing services | (H) | (D) | (D) | 2 | 1 | — | — | — | — | — | — | — | 1 |
| 5617 | Services to buildings & dwellings | (C) | (D) | (D) | 1 | — | — | — | — | — | 1 | — | — | — |
| 56173 | Landscaping services | (C) | (D) | (D) | 1 | — | — | — | — | — | 1 | — | — | — |
| 95 | Auxiliaries (exc corporate, subsidiary & regional mgt) | (A) | (D) | (D) | 1 | 1 | — | — | — | — | — | — | — | — |

Note: Employment-size classes are indicated as follows: A—0 to 19; B—20 to 99; C—100 to 249; E—250 to 499; F—500 to 999; G—1,000 to 2,499; H—2,500 to 4,999; I—5,000 to 9,999; J—10,000 to 24,999; K—25,000 to 49,999; L—50,000 to 99,999; M—100,000 or more.

Description of Publications Issued in Previous Years

1974 through 1999

Data are provided for mid-March employment, first-quarter and annual payrolls, and establishments, by industry, for each county in the state and, in a separate report, for the United States. Data are included for every industry having a significant number of employees or establishments. Refer to General Explanation for a description of the types of employment covered.

1964 through 1973

Data are provided for first-quarter reporting units, employment, and taxable payrolls for each county and metropolitan area in the state and, in a separate report, for the United States. Data are included for every industry having a significant number of employees or reporting units.

1959 and 1962

Data are provided for first-quarter reporting units, employment, and taxable payrolls for each county in the state and, in a separate report, for the United States. Data are included for every industry having a significant number of employees or reporting units. Data are combined for some counties in eight states.

1956

Data are provided for first-quarter reporting units, employment, and taxable payrolls for each county in the state and, in a separate report, for the United States. Data are included for SIC economic divisions, major groups, and selected three-digit SICs. Data are combined for some counties in eight states.

1949 and 1950

Data are provided for first-quarter manufacturing establishments, employment, and taxable payrolls for each large county in the state and, in a separate report, for the United States. Data are included for manufacturing major industry groups and selected three-digit SICs. Manufacturing totals are included for small counties. Data are combined for some counties in eight states.

1947, 1948, 1951, and 1953

Data are provided for first-quarter reporting units, employment, and taxable payrolls for each large county in the state and, in a separate report, for the United States. Data are included for SIC economic divisions, major groups, and selected three-digit SICs. Economic division totals are included for small counties. Data are combined for some counties in eight states.

1946

Data are provided for first-quarter reporting units, employment, and taxable payrolls for each large county in the state and, in a separate report, for the United States. Data are included for SIC economic divisions and major groups. Economic division totals are included for small counties. Data are combined for some counties in eight states.

Availability

The most recent edition of County Business Patterns can be examined on the Internet at www.census.gov. Editions prior to 1993 are available in depository libraries for Federal publications, which are conveniently located in all areas of the country.

For information on the coverage of individual series, write to Chief, Economic Planning and Coordination Division, U.S. Census Bureau, Washington, DC 20233.