

PPI Detailed Report

Data for December 2007



U.S. Department of Labor

U.S. Bureau of Labor Statistics



Mining • Manufacturing • Services

PPI Detailed Report

Data for December 2007

Editors

Joseph Kowal
William Snyders
Antonio Lombardozzi

Vol. 11, No. 12

Contents

	<i>Page</i>
Producer Price Indexes, December 2007	1
Recalculated Seasonal Adjustment Factors and Relative Importance Figures Available February 22, 2008 ...	5
Charts	
Finished goods	6
Intermediate goods	7
Crude goods	8
Tables	
Producer Price Indexes	
1. Stage of processing	9
2. Selected commodity groupings by stage of process	10
3. Selected stage of processing groupings, seasonally adjusted	14
4. Net output of selected industries and industry groups	15
5. Net output of selected industries and their products	18
6. Commodity groupings and individual items	109
7. Durability of product	139
8. Special commodity groupings	140
9. Material and supply inputs to construction industries.....	141
Technical note	142

Producer Price Index Release Dates

The following is the schedule of release dates for Producer Price Index data through the year 2008. News releases are issued at 8:30 a.m. eastern time on each release date.

Reference Month	Release Date
December 2007	Tuesday, January 15, 2008
January 2008	Tuesday, February 26, 2008
February 2008	Tuesday, March 18, 2008
March 2008	Tuesday, April 15, 2008
April 2008	Tuesday, May 20, 2008
May 2008	Tuesday, June 17, 2008
June 2008	Tuesday, July 15, 2008
July 2008	Tuesday, August 19, 2008
August 2008	Friday, September 12, 2008
September 2008	Wednesday, October 15, 2008
October 2008	Tuesday, November 18, 2008
November 2008	Friday, December 12, 2008
December 2008	Thursday, January 15, 2009

Producer Price Index – December 2007

The Producer Price Index for Finished Goods declined 0.1 percent in December, seasonally adjusted. This decrease followed a 3.2-percent rise in November and a 0.1-percent advance in October. At the earlier stages of processing, prices received by producers of intermediate goods fell 0.2 percent in December after increasing 3.7 percent in the prior month, and the crude goods index moved up 1.0 percent following an 8.7-percent jump in November. (See table A.)

The downturn in prices for finished goods was led by the index for energy goods, which dropped 1.9 percent in December after climbing 14.1 percent in November. Prices for finished goods other than foods and energy rose 0.2 percent in December compared with a 0.4-percent advance in the preceding month. By contrast, partially offsetting the downturn in the finished goods index, prices for finished consumer foods increased 1.3 percent following no change in November.

Before seasonal adjustment, the Producer Price Index for Finished Goods declined 0.4 percent in December to 170.6 (1982 = 100). In 2007, finished goods prices moved up 6.3 percent compared with a 1.1-percent advance in 2006. This faster rate of increase in 2007 is attributable to food and energy prices. The index for finished energy goods surged 18.4 percent in 2007 after falling 2.0 percent a year earlier, and prices for finished consumer foods jumped 7.4 percent following a 1.7-percent rise in 2006. Alternatively, the index for finished goods other than foods and energy advanced 2.0 percent in 2007, the same as in the preceding year. At the

earlier stages of processing, prices received by manufacturers of intermediate goods climbed 6.8 percent in 2007 after moving up 2.8 percent in the prior year, while the crude goods index jumped 20.6 percent following a 4.7-percent decrease in 2006. (See summary table on page 2.)

Finished goods

The index for finished energy goods fell 1.9 percent in December after rising 14.1 percent in November. Leading this downturn, gasoline prices declined 4.8 percent in December following a 34.8-percent surge a month earlier. The indexes for home heating oil, diesel fuel, liquefied petroleum gas, asphalt, and kerosene also decreased after advancing in November. Prices for residential electric power moved up less in December than in the previous month. By contrast, partially counteracting the downturn in the index for finished energy goods, prices for residential natural gas fell 0.1 percent compared with a 5.2-percent drop in November. (See table 2.)

The index for finished goods other than foods and energy increased 0.2 percent in December following a 0.4-percent rise in November. In December, higher prices for pharmaceutical preparations, cosmetics and other toilet preparations, civilian aircraft, commercial furniture, cigarettes, pet food, and floor coverings outweighed lower prices for passenger cars, light motor trucks, household furniture, and for x-ray and electromedical equipment.

Table A. Monthly and annual percent changes in selected stage-of-processing price indexes, seasonally adjusted

Month	Finished goods					Change in finished goods from 12 months ago (unadj.)	Intermediate goods	Crude goods
	Total	Foods	Energy	Except foods and energy				
2006								
Dec.	0.7	1.1	2.4	0.1	1.1	0.9	2.6	
2007								
Jan.	-6	1.0	-4.3	.2	.1	-.7	-5.5	
Feb.	1.2	1.7	3.0	.4	2.4	.8	9.0	
Mar.	1.0	1.6	3.8	-.1	3.1	1.2	2.6	
Apr.	.9	.5	3.3	.1	3.2	1.0	1.1	
May	.7	-.6	3.5	.2	3.9	1.2	1.3	
June	.1	-.4	-.2	.2	3.3	.4	1.1	
July	.7	.1	2.5	.3	4.2	.8	.5	
Aug.	r -1.4	r -2	r -6.7	.1	r 2.3	-1.3	r -3.6	
Sept.	r 1.0	r 1.1	r 3.7	.1	4.4	.4	r .9	
Oct.	.1	1.0	-.8	0	6.1	.1	2.4	
Nov.	3.2	0	14.1	.4	7.2	3.7	8.7	
Dec.	-.1	1.3	-1.9	.2	6.3	-.2	1.0	

r=revised. Some of the figures shown above and elsewhere in this release may differ from those previously reported because data for August 2007 have been revised to reflect the availability of late reports and corrections by respondents.

Summary of December-to-December and 3-month seasonally adjusted annual rates for selected stages of processing

Grouping	Percentage change 12 months ended December			Seasonally adjusted annual rate for			
				3 months ended March 2007	3 months ended June 2007	3 months ended September 2007	3 months ended December 2007
	2005	2006	2007				
Finished goods	5.4	1.1	6.3	6.9	6.5	1.0	13.3
Finished consumer foods	1.7	1.7	7.4	18.7	-1.7	4.2	9.4
Finished energy goods	23.9	-2.0	18.4	10.0	29.5	-3.0	51.9
Finished goods less foods and energy	1.4	2.0	2.0	2.0	2.3	1.7	2.2
Finished consumer goods, excluding foods and energy	1.6	1.8	2.5	2.2	2.9	2.1	2.8
Capital equipment	1.2	2.3	1.3	1.6	1.3	1.1	1.3
Intermediate materials, supplies, and components	8.6	2.8	6.8	5.4	10.4	-.5	15.0
Intermediate foods and feeds	2.4	4.7	17.5	29.5	11.7	10.5	19.2
Intermediate energy goods	26.2	-3.3	18.6	16.3	24.2	-3.6	55.3
Intermediate materials less foods and energy	4.8	4.5	3.3	1.7	6.9	0	4.6
Materials for nondurable manufacturing	8.9	1.2	13.0	8.1	21.3	3.3	20.3
Materials for durable manufacturing	5.9	12.5	1.6	2.2	19.5	-11.6	-1.5
Materials and components for construction	6.1	4.3	1.8	2.6	3.6	.6	.4
Crude materials for further processing	21.1	-4.7	20.6	25.1	14.8	-8.5	59.6
Foodstuffs and feedstuffs	1.6	2.8	25.2	60.7	12.6	11.3	19.2
Crude energy materials	42.2	-15.7	17.2	-11.3	26.3	-26.9	129.5
Crude nonfood materials less energy	5.2	17.0	16.8	60.1	0	12.4	3.6

NOTE: Late reports and corrections by respondents may cause some indexes to change 4 months after original publication. In addition, seasonally adjusted indexes may be revised for 5 years due to the recalculation of seasonal factors each January.

The index for finished consumer foods climbed 1.3 percent in December after no change in November. Prices for fresh and dry vegetables jumped 13.4 percent in December compared with a 13.2-percent drop in the preceding month. The indexes for beef and veal and for processed fruits and vegetables also turned up in December. Prices for fresh fruits and melons and for eggs for fresh use increased more than they had in November. By contrast, the index for processed turkeys fell 9.4 percent in December following an 8.7-percent rise in the prior month. Prices for pork and roasted coffee also decreased after advancing in November. The indexes for bakery products, finfish and shellfish, and processed young chickens increased at slower rates in December than they had a month earlier.

Intermediate goods

The Producer Price Index for Intermediate Materials, Supplies, and Components decreased 0.2 percent in December following a 3.7-percent advance in November. Leading this downturn, prices for intermediate energy goods and materials for durable manufacturing declined after rising a month earlier. The index for materials for nondurable manufacturing rose less than it had in the preceding month. By contrast, partially offsetting the downturn in intermediate goods prices, the index for intermediate foods and feeds advanced more than it had a month earlier, and prices for materials and components for construction turned up in November. The index for intermediate goods less foods and energy was

unchanged in December following a 1.0-percent decrease in the prior month. (See table B.)

The index for intermediate energy goods declined 1.4 percent in December subsequent to a 13.3-percent advance in November. Diesel fuel prices moved down 3.0 percent after surging 35.8 percent in the preceding month. The indexes for gasoline, home heating oil, both commercial and industrial electric power, and liquefied petroleum gas also turned down in December. Prices for jet fuels rose less than they had a month earlier, and the index for natural gas to electric utilities fell more than it had in November. By contrast, prices for commercial natural gas increased 0.6 percent following a 6.0-percent decline in the previous month. The index for industrial natural gas also turned up in December. (See table 2.) From December 2006 to December 2007, prices for intermediate energy goods advanced 18.6 percent after decreasing 3.3 percent a year earlier.

Prices for materials for nondurable manufacturing edged up 0.1 percent in December subsequent to a 3.6-percent rise in November. The index for processed yarns and threads moved up 0.2 percent following a 1.0-percent gain in the preceding month. Prices for basic organic chemicals, plastic resins and materials, and for paint materials declined after increasing in the prior month. By contrast, the rate of increase for the inedible fats and oils index quickened from 4.4 percent in November to 9.5 percent in December. Prices for fertilizer materials and basic inorganic chemicals also advanced more than they had a month earlier. The paperboard index inched up subsequent to a decline in the previous month. The index

Table B. Monthly and annual percent changes in selected price indexes for intermediate goods and crude goods, seasonally adjusted

Month	Intermediate goods				Crude goods			
	Foods	Energy	Except foods and energy	Change in intermediate goods from 12 months ago (unadj.)	Foods	Energy	Except foods and energy	Change in crude goods from 12 months ago (unadj.)
2006								
Dec.	1.2	3.9	0.1	2.8	-0.1	4.8	1.7	-4.7
2007								
Jan.	1.8	-3.7	0	1.1	2.4	-15.3	1.8	-9.5
Feb.	3.0	3.5	0	2.2	7.4	14.3	2.9	7.7
Mar.	1.8	4.2	.4	3.3	2.4	.3	7.4	13.3
Apr.	.9	1.4	.8	3.7	1.5	.7	1.3	11.6
May	0	3.8	.6	3.8	1.0	3.0	-1.3	11.3
June	1.8	.3	.2	3.6	.5	2.3	0	15.5
July	.7	2.2	.4	4.2	1.9	-5	.6	12.9
Aug.	r .3	r -4.2	r -.4	2.4	r -1.6	r -6.3	r .4	r 6.1
Sept.	r 1.5	r 1.2	.1	4.2	2.4	r -8	r 2.0	11.4
Oct.	1.0	-.1	.1	5.6	-1.8	5.9	1.4	25.7
Nov.	1.2	13.3	1.0	8.1	2.0	17.0	-.5	22.4
Dec.	2.2	-1.4	0	6.8	4.3	-7	0	20.6

r=revised. Some of the figures shown above and elsewhere in this release may differ from those previously reported because data for August 2007 have been revised to reflect the availability of late reports and corrections by respondents.

for materials for nondurable manufacturing advanced 13.0 percent in 2007 compared with a 1.2-percent rise in 2006.

Prices for materials for durable manufacturing decreased 1.0 percent in December following a 1.1-percent advance in November. The primary nonferrous metals index fell 8.5 percent after rising 2.5 percent in the prior month. Prices for thermoplastic resins, building paper and board, and aluminum mill shapes also turned down in December. The indexes for both cold and hot rolled steel sheet and strip rose less than in the preceding month. By contrast, prices for softwood lumber moved down 0.6 percent compared with a 3.8-percent decrease a month earlier. The index for copper and brass mill shapes also declined less than it had in the previous month, and prices for titanium mill shapes turned up in December. In 2007, the index for materials for durable manufacturing moved up 1.6 percent subsequent to a 12.5-percent jump in 2006.

The advance in the intermediate foods and feeds index accelerated from 1.2 percent in November to 2.2 percent in December. Prices for beef and veal moved up 3.2 percent compared with a 5.0-percent decline a month earlier. The indexes for flour and for refined sugar and byproducts also turned up in December. Prices for shortening and cooking oils advanced more than in the preceding month, while the index for dry milk products fell less than it had in November. By contrast, prices for prepared animal feeds increased 1.7 percent in December following a 3.7-percent advance in the prior month. Similarly, prices for processed young chickens also rose less than they had in November. The pork index turned down in December, and prices for fluid milk products declined more than they had in the previous month. From

December 2006 to December 2007, the index for intermediate foods and feeds climbed 17.5 percent subsequent to a 4.7-percent increase a year earlier.

The index for materials and components for construction inched up 0.1 percent in December compared with a 0.1-percent decline in November. Prices for asphalt felts and coatings advanced 2.1 percent following a 2.6-percent decrease in the previous month. The indexes for nonferrous wire and cable and for softwood lumber fell less than they had a month earlier. Prices for fabricated structural metal products rose more than in November. By contrast, the index for steel mill products moved up 0.8 percent after increasing 2.3 percent in November. Prices for building paper and board, millwork, and treated wood turned down in December. During 2007, prices for materials and components for construction advanced 1.8 percent after rising 4.3 percent in the previous year.

Crude goods

The Producer Price Index for Crude Materials for Further Processing rose 1.0 percent in December after advancing 8.7 percent in November. Rising prices for foodstuffs and feedstuffs outweighed price decreases for energy materials, while the index for basic industrial materials was unchanged in December. (See table B.)

Prices for crude foodstuffs and feedstuffs climbed 4.3 percent after increasing 2.0 percent in the preceding month. The slaughter hogs index rose 9.5 percent following a 7.9-percent decline in November. Prices for wheat; fresh vegetables, except potatoes; and slaughter cattle also turned up

in December. By contrast, slightly counteracting the acceleration in prices for crude foodstuffs and feedstuffs, the index for slaughter broilers and fryers fell 5.1 percent after moving down 0.8 percent in November. Prices for Irish potatoes for processing and for soybeans rose less than they had in the prior month. The fluid milk index turned down in December. (See table 2.) In 2007, crude foodstuffs and feedstuffs prices jumped 25.2 percent following a 2.8-percent increase in 2006.

The index for crude energy materials fell 0.7 percent in December after climbing 17.0 percent a month earlier. Crude petroleum prices turned down 2.4 percent following a 15.5-percent gain in November. Price advances for natural gas slowed to 0.9 percent in December after jumping 21.6 percent in the previous month. Conversely, the coal index increased 1.4 percent after moving up 0.5 percent in the prior month. In 2007, prices for crude energy materials advanced 17.2 percent following a 15.7-percent drop in 2006.

The basic industrial materials index was unchanged in December after decreasing 0.5 percent a month earlier. Iron and steel scrap prices turned up 5.7 percent following a 7.6-percent decrease in November. The index for copper base scrap fell less than in November. Prices for raw cotton and phosphates rose more than they had a month earlier. The index for softwood logs, bolts, and timber was unchanged after falling in the prior month. By contrast, prices for aluminum base scrap declined 3.2 percent in December following a 1.5-percent advance a month earlier. The index for wastepaper also turned down after rising in November. Prices for gold ores increased less than they had in the preceding month. The basic industrial materials index climbed 16.8 percent in 2007, slightly less than the 17.0-percent rise in 2006.

Net output price indexes

Mining, Utilities, and Manufacturing Industries. The Producer Price Index for the Net Output of Total Mining, Utilities, and Manufacturing Industries turned down 0.6 percent in December after rising 1.9 percent in November. (Net output price indexes are not seasonally adjusted.) The index for the petroleum and coal products industry group declined 6.0 percent following a 14.1-percent jump a month earlier. Prices received by the industries for oil and gas extraction, transportation equipment, and natural gas distribution also fell after moving up in November. The index for the chemical manufacturing industry group increased less than in the prior month. By contrast, partially offsetting the downturn in the total mining, utilities, and manufacturing industries index, prices received by electric power generators turned up 1.1 percent in December after falling 2.3 percent in the preceding month. The index for the food manufacturing industry group increased more in December than in the

previous month, and prices received by the computer and electronic products industry group were unchanged after falling in November.

Trade Industries. The Producer Price Index for the Net Output of Total Trade Industries turned up 1.5 percent in December after decreasing 0.7 percent in November. (Trade indexes measure changes in margins received by wholesalers and retailers.) The margin index for gasoline stations jumped 41.1 percent in December following a 9.0-percent decrease a month earlier. Margins received by merchant wholesalers of durable goods, building materials and supplies dealers, and fuel dealers also turned up after falling in November. By contrast, the margin index for merchant wholesalers of nondurable goods dropped 5.6 percent in December following a 0.7-percent decline in the preceding month. Margins received by clothing stores, electronic shopping and mail order houses, and automobile dealers turned down after rising in November.

Transportation and Warehousing Industries. The increase in the Producer Price Index for the Net Output of Total Transportation and Warehousing Industries slowed to 0.1 percent in December from 0.6 percent in the previous month. The index for the general freight trucking industry group rose 0.5 percent after advancing 1.2 percent in November. Prices received by the industries for freight transportation arrangement and for long-distance, specialized-freight trucking also rose less than in the preceding month. The industry index for scheduled passenger air transportation fell more in December than in the prior month, and prices received by the industry for local, specialized-freight trucking turned down after increasing in November. By contrast, the advance in the industry index for couriers accelerated to 2.0 percent in December from 1.0 percent in the previous month. Prices received for inland water freight transportation turned up in December, and the industry index for general warehousing and storage rose after no change in November.

Traditional Service Industries. The Producer Price Index for the Net Output of Total Traditional Service Industries turned down 0.9 percent in December after increasing 0.6 percent in November. The index for commercial banking dropped 8.4 percent in December following a 5.0-percent advance in the prior month. Prices received by general medical and surgical hospitals, portfolio managers, casino hotels, and offices of lawyers also turned down after rising in November. Conversely, the index for investment banking and securities dealing moved up 3.4 percent in December following a 0.2-percent decrease in the prior month. Prices received by wired telecommunication carriers also turned up after declining in November. The index for lessors of nonresidential buildings increased more than in the preceding month.

Recalculated Seasonal Adjustment Factors and Relative Importance Figures to be Available on February 22, 2008

Each year with the release of PPI data for January, seasonal adjustment factors are recalculated to reflect price movements from the just-completed calendar year. This routine annual calculation may result in revisions to seasonally adjusted indexes for the previous 5 years. The following information will be available on February 22, 2007 (2 workdays prior to the release of PPI data for January 2008 on February 26):

- Direct seasonal factors for commodity indexes for the year 2008,

- Recalculated seasonal factors for the last 5 years (2003-2007) for the commodity indexes,
- Recalculated seasonal factors for the last 5 years (2003-2007) for the stage-of-processing indexes.

In addition to recalculated seasonal factors, December 2007 relative importance figures also will be available on February 22, 2008.

To obtain this information, visit the PPI website at <http://www.bls.gov/ppi/> or call the Division of Industrial Prices and Price Indexes, Section of Index Analysis and Public Information at (202) 691-7705.

Chart 1. The Finished Goods Index and its component indexes, January 2002 through December 2007, 12-month percentage changes

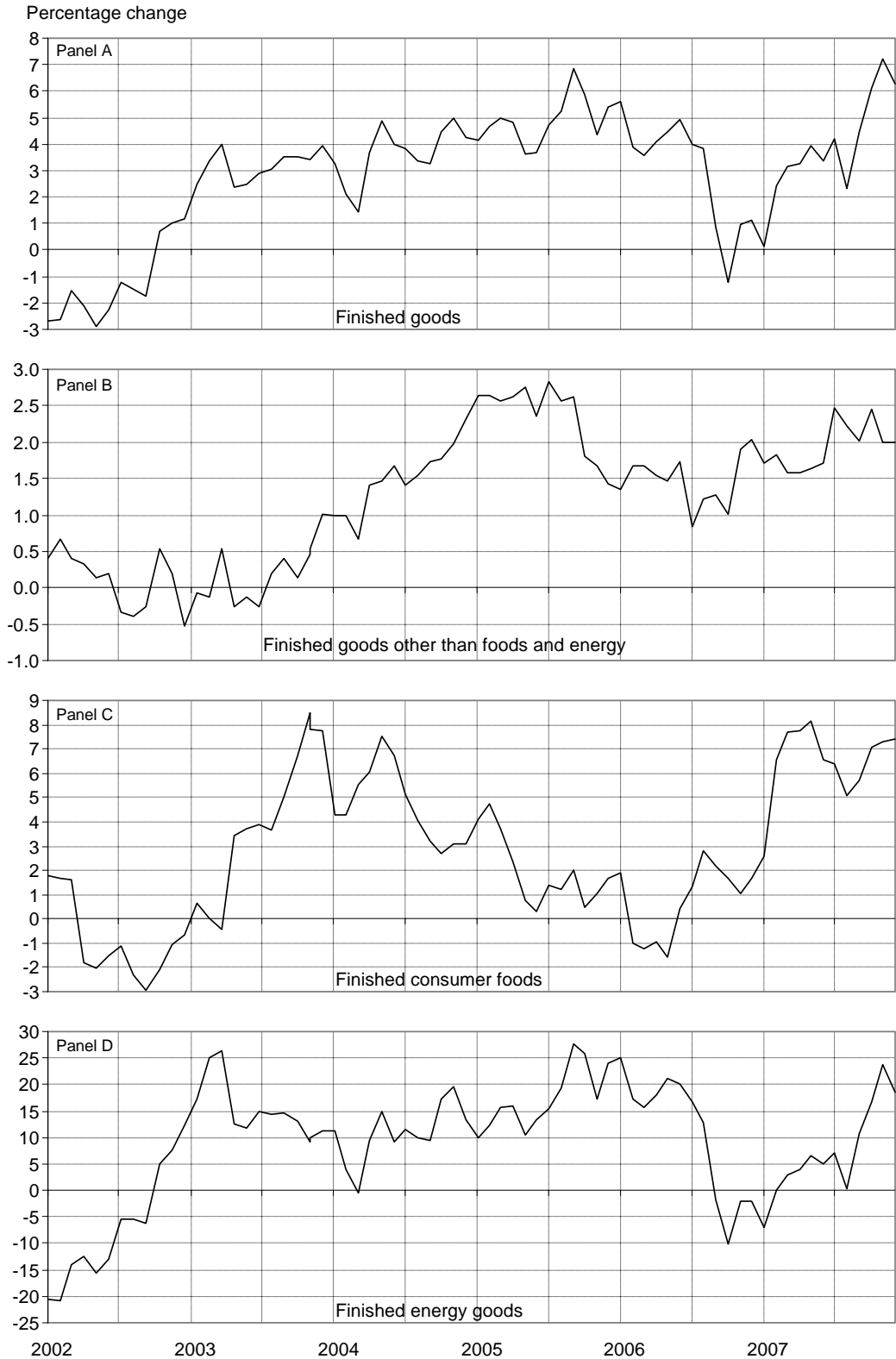


Chart 2. The Intermediate Goods Index and its component indexes, January 2002 through December 2007, 12-month percentage changes

Percentage change

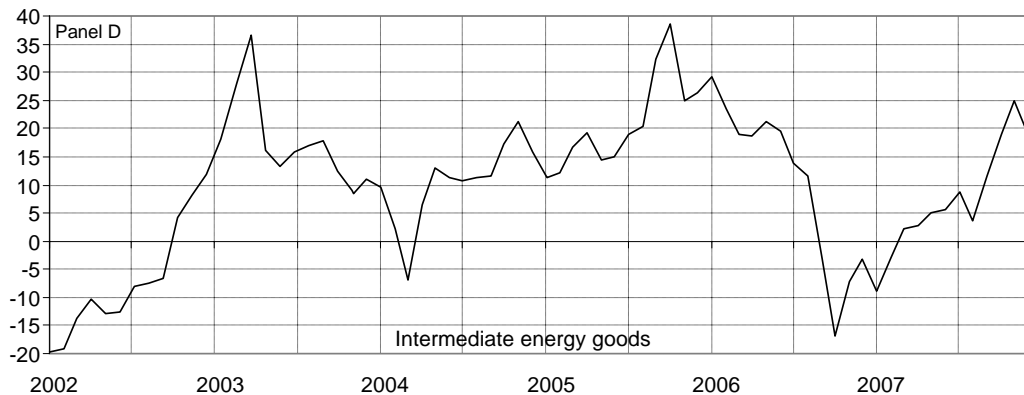
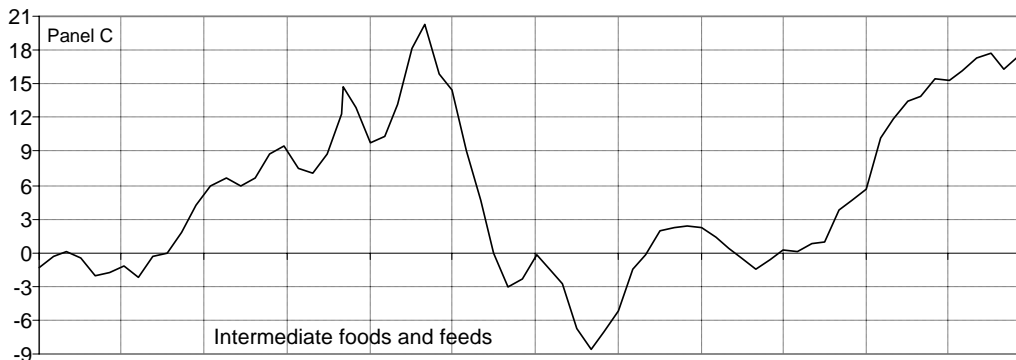
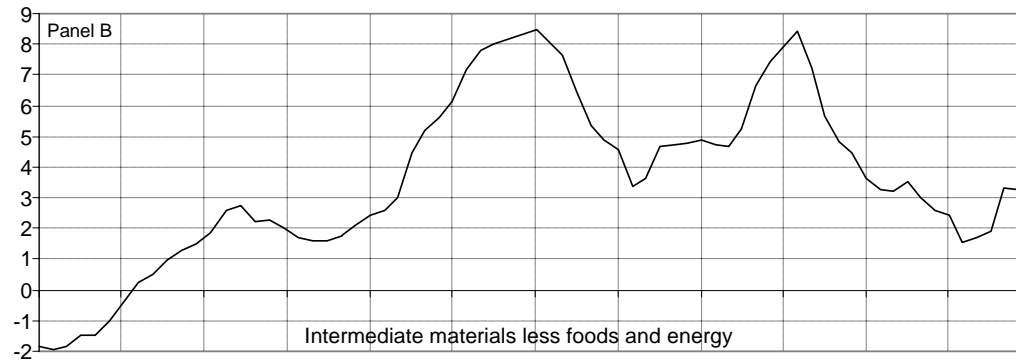
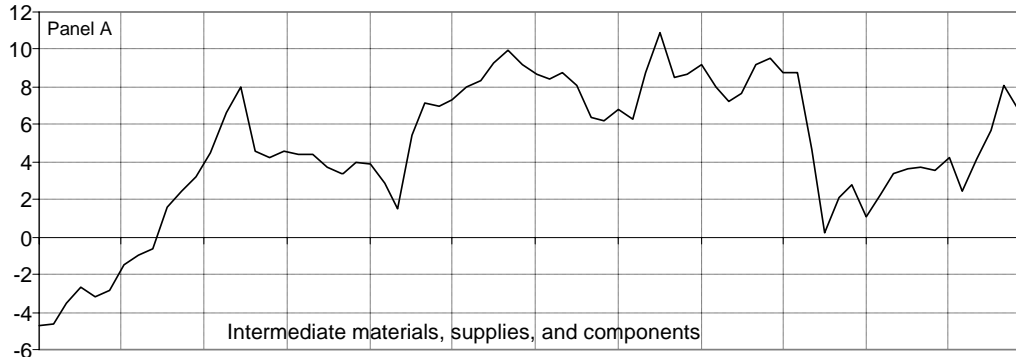


Chart 3. The Crude Goods Index and its component indexes, January 2002 through December 2007, 12-month percentage changes

Percentage change

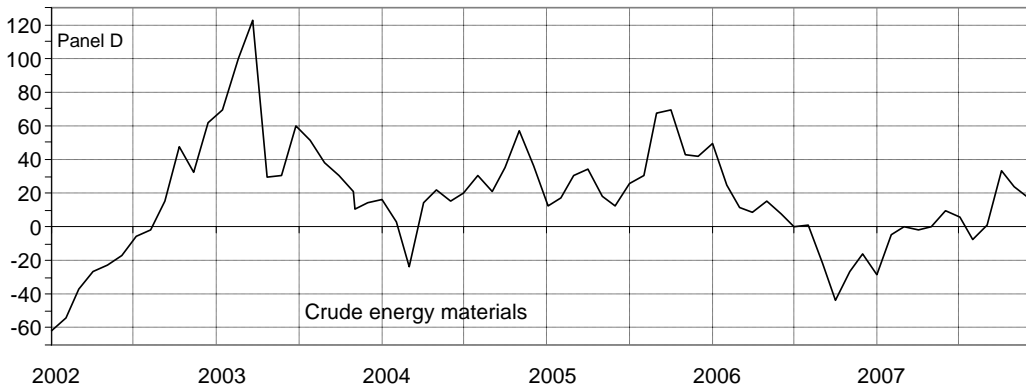
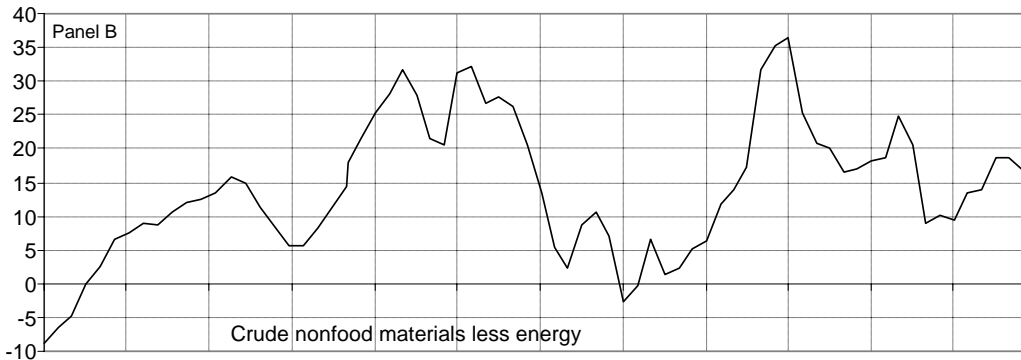
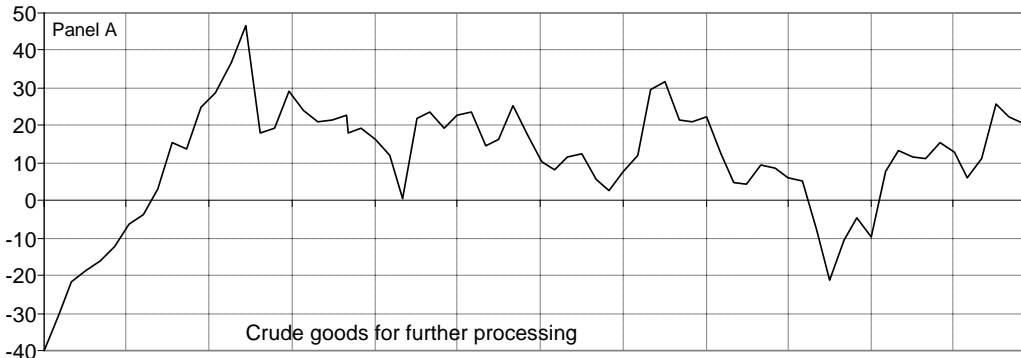


Table 1. Producer price indexes and percent changes by stage of processing

(1982=100)

Grouping	Relative importance Dec. 2006 ¹	Unadjusted index			Unadjusted percent change to Dec. 2007 from:		Seasonally adjusted percent change from:		
		Aug. 2007 ²	Nov. 2007 ²	Dec. 2007 ²	Dec. 2006	Nov. 2007	Sep. to Oct.	Oct. to Nov.	Nov. to Dec.
Finished goods	100.000	166.1	171.3	170.6	6.3	-0.4	0.1	3.2	-0.1
Finished consumer goods	75.962	173.0	179.4	178.5	7.9	-.5	.1	4.0	-.1
Finished consumer foods	21.547	166.3	169.4	172.0	7.4	1.5	1.0	0	1.3
Crude	2.145	146.5	177.2	197.3	15.2	11.3	11.9	-3.1	8.9
Processed	19.402	168.4	168.7	169.6	6.7	.5	-.1	.4	.5
Finished consumer goods, excluding foods	54.416	175.3	182.9	180.6	8.0	-1.3	-.3	5.5	-.6
Nondurable goods less foods	38.512	191.8	201.6	198.5	11.0	-1.5	-.3	7.1	-.8
Durable goods	15.903	137.2	140.1	139.5	.7	-.4	-.2	.7	-.1
Capital equipment	24.038	149.0	150.8	150.6	1.3	-.1	-.1	.3	.1
Manufacturing industries	6.035	152.4	153.6	153.6	1.7	0	0	.2	.1
Nonmanufacturing industries	18.002	147.8	149.7	149.5	1.3	-.1	-.1	.4	.1
Intermediate materials, supplies, and components	100.000	171.5	176.5	175.3	6.8	-.7	.1	3.7	-.2
Materials and components for manufacturing	44.450	163.4	166.3	166.3	5.9	0	.3	1.5	0
Materials for food manufacturing	2.797	164.5	166.2	170.1	15.0	2.3	0	-.1	2.3
Materials for nondurable manufacturing	14.930	185.0	195.0	195.3	13.0	.2	1.1	3.6	.1
Materials for durable manufacturing	10.041	191.8	189.8	187.9	1.6	-1.0	-.4	1.1	-1.0
Components for manufacturing	16.683	136.5	136.6	136.8	.4	.1	0	.1	.1
Materials and components for construction	13.964	193.5	192.9	193.0	1.8	.1	.1	-.1	.1
Processed fuels and lubricants	18.661	175.3	191.0	184.4	17.1	-3.5	-.5	13.9	-1.4
Manufacturing industries	5.032	175.4	186.1	180.9	16.3	-2.8	-.5	10.5	-1.3
Nonmanufacturing industries	13.629	175.9	193.5	186.4	17.3	-3.7	-.6	15.2	-1.5
Containers	2.757	180.5	183.1	183.5	3.8	.2	.8	.5	.2
Supplies	20.168	162.0	163.9	164.6	3.3	.4	.4	.7	.4
Manufacturing industries	4.108	163.4	164.3	164.9	1.5	.4	.2	.3	.4
Nonmanufacturing industries	16.060	160.3	162.4	163.1	3.7	.4	.4	.7	.4
Feeds	1.273	137.8	150.6	153.7	24.6	2.1	3.9	4.7	2.1
Other supplies	14.787	163.5	164.8	165.3	2.2	.3	.2	.4	.3
Crude materials for further processing	100.000	202.8	228.4	230.5	20.6	.9	2.4	8.7	1.0
Foodstuffs and feedstuffs	34.523	147.8	152.7	158.9	25.2	4.1	-1.8	2.0	4.3
Nonfood materials	65.477	237.6	279.4	277.9	17.9	-.5	4.6	12.1	-.5
Nonfood materials except fuel ³	38.277	242.2	282.8	279.0	35.4	-1.3	2.6	8.2	-1.4
Manufacturing ³	37.730	224.9	263.1	259.5	35.9	-1.4	2.7	8.3	-1.4
Construction	0.547	201.6	195.7	196.2	.2	.3	-1.2	-1.0	.5
Crude fuel ⁴	27.200	211.7	251.8	253.8	-2.9	.8	8.4	18.9	.9
Manufacturing industries	2.426	201.7	238.8	240.6	-2.8	.8	8.1	18.4	.9
Nonmanufacturing industries	24.774	216.5	257.6	259.6	-3.0	.8	8.3	19.0	.9
Special groupings									
Finished goods, excluding foods	⁵ 78.453	165.8	171.5	169.9	6.0	-.9	-.2	4.1	-.5
Intermediate materials less foods and feeds	⁶ 95.931	172.3	177.3	175.9	6.4	-.8	.1	3.8	-.3
Intermediate foods and feeds	⁶ 4.069	156.3	161.3	164.9	17.5	2.2	1.0	1.2	2.2
Crude materials less agricultural products ^{3,7}	⁸ 64.511	244.2	287.1	285.4	17.8	-.6	4.7	12.1	-.6
Finished energy goods	⁵ 18.857	155.6	170.5	164.7	18.4	-3.4	-.8	14.1	-1.9
Finished goods less energy	⁵ 81.143	162.5	164.7	165.5	3.5	.5	.3	.3	.4
Finished consumer goods less energy	⁵ 57.105	168.4	170.9	172.0	4.3	.6	.4	.3	.6
Finished goods less foods and energy	⁵ 59.596	161.5	163.5	163.5	2.0	0	0	.4	.2
Finished consumer goods less foods and energy	⁵ 35.559	170.0	172.1	172.3	2.5	.1	.1	.4	.2
Consumer nondurable goods less foods and energy	⁵ 19.655	197.9	199.3	200.2	3.9	.5	.3	.3	.4
Intermediate energy goods	⁶ 19.208	177.0	192.3	186.0	18.6	-3.3	-.1	13.3	-1.4
Intermediate materials less energy	⁶ 80.792	168.1	170.2	170.4	4.0	.1	.2	1.0	.1
Intermediate materials less foods and energy	⁶ 76.723	168.8	170.8	170.8	3.3	0	.1	1.0	0
Crude energy materials ³	⁸ 43.694	221.7	272.5	270.6	17.2	-.7	5.9	17.0	-.7
Crude materials less energy	⁸ 56.202	183.8	190.0	195.1	22.0	2.7	-.6	1.1	2.7
Crude nonfood materials less energy ⁴	⁸ 21.783	284.7	294.6	294.8	16.8	.1	1.4	-.5	0

¹ Comprehensive relative importance figures are initially computed after the publication of December indexes and are recalculated after final December indexes are available.

² The indexes for August 2007 have been recalculated to incorporate late reports and corrections by respondents. All indexes are subject to revision 4 months after original publication.

³ Includes crude petroleum.

⁴ Excludes crude petroleum.

⁵ Percent of total finished goods.

⁶ Percent of total intermediate materials.

⁷ Formerly titled "Crude materials for further processing, excluding crude foodstuffs and feedstuffs, plant and animal fibers, oilseeds, and leaf tobacco."

⁸ Percent of total crude materials.

Table 2. Producer price indexes and percent changes for selected commodity groupings by stage of processing
(1982=100 unless otherwise indicated)

Grouping	Commodity code	Unadjusted index			Unadjusted percent change to Dec. 2007 from:		Seasonally adjusted percent change from:		
		Aug. 2007 ¹	Nov. 2007 ¹	Dec. 2007 ¹	Dec. 2006	Nov. 2007	Sep. to Oct.	Oct. to Nov.	Nov. to Dec.
Finished goods		166.1	171.3	170.6	6.3	-0.4	0.1	3.2	-0.1
Finished consumer goods		173.0	179.4	178.5	7.9	-5	.1	4.0	-1
Finished consumer foods		166.3	169.4	172.0	7.4	1.5	1.0	0	1.3
Fresh fruits and melons ²	01-11	108.4	120.3	139.5	4.2	16.0	4.6	6.8	16.0
Fresh and dry vegetables ²	01-13	131.0	169.0	191.6	19.9	13.4	29.1	-13.2	13.4
Eggs for fresh use (Dec. 1991=100)	01-71-07	124.7	177.0	193.2	56.4	9.2	-8.7	2.8	6.2
Bakery products ²	02-11	215.9	221.6	221.9	4.9	.1	.5	.9	.1
Milled rice ²	02-13	152.4	165.4	167.9	11.7	1.5	1.7	5.5	1.5
Pasta products (June 1985=100) ²	02-14-02	134.8	142.3	145.5	12.4	2.2	2.6	2.9	2.2
Beef and veal ²	02-21-01	143.1	135.4	139.8	2.6	3.2	-2.1	-5.0	3.2
Pork	02-21-04	137.6	125.2	124.4	-1.6	-6	-3.3	2.0	-1.3
Processed young chickens	02-22-03	142.2	133.7	133.9	7.5	.1	-1.5	.8	.1
Processed turkeys	02-22-06	115.3	124.8	114.2	8.0	-8.5	-2.7	8.7	-9.4
Finfish and shellfish	02-23	236.3	242.6	244.8	4.9	.9	1.1	2.8	.6
Dairy products ²	02-3	186.9	188.4	188.7	23.7	.2	-9	.3	.2
Processed fruits and vegetables	02-4	157.4	158.5	160.1	3.5	1.0	1.1	-6	.8
Confectionery end products ²	02-55	208.2	208.2	208.9	3.2	.3	.7	.4	.3
Soft drinks	02-62	168.2	170.1	169.1	2.9	-6	2.2	-1	-2
Roasted coffee ²	02-63-01	163.4	169.0	168.8	7.7	-1	0	3.4	-1
Shortening and cooking oils ²	02-78	218.5	239.4	254.9	31.9	6.5	2.5	4.8	6.5
Finished consumer goods excluding foods		175.3	182.9	180.6	8.0	-1.3	-3	5.5	-6
Alcoholic beverages	02-61	160.5	161.3	161.4	.4	.1	-3	.2	.1
Women's, girls', & infants' apparel (Dec. 2003=100) ²	03-81-06	101.1	101.1	101.1	.9	0	-1	0	0
Men's and boys' apparel (Dec. 2003=100) ²	03-81-07	98.7	99.1	98.9	.2	-2	.1	.2	-2
Textile housefurnishings ²	03-82	125.6	126.6	126.4	1.9	-2	.8	.3	-2
Footwear ²	04-3	151.7	152.2	152.2	1.5	0	.3	.1	0
Residential electric power (Dec. 1990=100)	05-41	142.9	139.6	140.5	5.9	.6	.2	1.0	.6
Residential gas (Dec. 1990=100)	05-51	219.2	223.0	222.2	-1.3	-4	-2.4	-5.2	-1
Gasoline	05-71	216.8	257.7	237.1	37.1	-8.0	-3.1	34.8	-4.8
Home heating oil and distillates	05-73-02-01	216.7	273.8	260.0	30.9	-5.0	-2.5	31.5	-1
Pharmaceutical preparations (June 2001=100) ²	06-38	130.6	131.2	131.7	5.3	.4	0	.2	.4
Soaps and synthetic detergents ²	06-71	144.8	146.6	146.5	1.0	-1	-1	.9	-1
Cosmetics and other toilet preparations ²	06-75	147.9	148.1	149.7	2.3	1.1	0	0	1.1
Tires, tubes, tread, etc ²	07-12	118.8	120.7	121.0	2.6	.2	.8	.8	.2
Sanitary paper products ²	09-15-01	163.1	163.3	163.5	2.0	.1	.4	.4	.1
Newspaper circulation	09-31-01	244.8	247.3	247.2	1.8	0	-1.1	0	-1
Periodical circulation (June 2007=100) ²	09-32-04	99.8	99.9	100.1	(³)	.2	.3	0	.2
Book publishing ²	09-33	286.2	288.3	288.2	2.6	0	.5	0	0
Household furniture ²	12-1	174.4	175.9	175.4	1.2	-3	.3	.1	-3
Floor coverings ²	12-3	156.8	157.2	158.6	1.9	.9	.3	-1	.9
Household appliances ²	12-4	105.4	105.2	105.0	1.7	-2	.4	-4	-2
Home electronic equipment ²	12-5	56.7	56.7	56.7	-4.7	0	0	0	0
Household glassware ²	12-62	176.6	176.6	180.9	2.6	2.4	0	0	2.4
Household flatware ²	12-64	187.1	(³)	(³)	(³)	(³)	(³)	(³)	(³)
Lawn and garden equip., ex. tractors ²	12-66	136.3	136.6	136.6	.4	0	.4	-2	0
Passenger cars	14-11-01	124.5	128.9	127.3	-1.4	-1.2	1.0	.6	-9
Toys, games, and children's vehicles ²	15-11	131.1	131.5	131.4	1.4	-1	0	.2	-1

See footnotes at end of table.

Table 2. Producer price indexes and percent changes for selected commodity groupings by stage of processing—Continued
(1982=100 unless otherwise indicated)

Grouping	Commodity code	Unadjusted index			Unadjusted percent change to Dec. 2007 from:		Seasonally adjusted percent change from:		
		Aug. 2007 ¹	Nov. 2007 ¹	Dec. 2007 ¹	Dec. 2006	Nov. 2007	Sep. to Oct.	Oct. to Nov.	Nov. to Dec.
Finished consumer goods excluding foods—Continued									
Sporting and athletic goods ²	15-12	129.9	129.9	130.2	2.7	0.2	-0.3	0.2	0.2
Tobacco products ²	15-2	488.5	497.6	500.4	8.6	.6	.9	-.5	.6
Mobile homes ²	15-5	211.4	211.4	212.9	1.5	.7	0	-.2	.7
Jewelry, platinum, & karat gold ²	15-94-02	154.2	159.6	160.2	8.2	.4	.8	2.0	.4
Costume jewelry and novelties ²	15-94-04	156.6	156.5	157.0	.3	.3	.1	0	.3
Capital equipment		149.0	150.8	150.6	1.3	-.1	-.1	.3	.1
Agricultural machinery and equipment ²	11-1	183.9	185.3	185.3	2.5	0	.7	0	0
Construction machinery and equipment ²	11-2	179.9	180.7	180.7	2.2	0	.4	.1	0
Metal cutting machine tools ²	11-37	165.6	166.5	166.4	1.6	-.1	.4	.2	-.1
Metal forming machine tools ²	11-38	184.4	184.6	184.6	0	0	.2	.1	0
Tools, dies, jigs, fixtures, and ind. molds ²	11-39	144.1	144.1	144.2	-.1	.1	.1	-.1	.1
Pumps, compressors, and equipment ²	11-41	195.7	197.1	197.6	4.4	.3	.5	.1	.3
Industrial material handling equipment ²	11-44	162.6	163.4	163.4	3.0	0	.4	-.1	0
Electronic computers (Dec. 2004=100) ²	11-51	48.5	45.7	45.9	-22.6	4	-1.3	-2.4	.4
Textile machinery ²	11-62	163.8	162.9	162.9	1.0	0	.3	.3	0
Paper industries machinery (June 1982=100) ²	11-64	184.7	184.9	188.7	4.8	2.1	-.5	-.1	2.1
Printing trades machinery ²	11-65	150.8	150.8	150.8	1.8	0	0	0	0
Transformers and power regulators ²	11-74	197.8	199.1	198.8	8.5	-.2	.9	1.0	-.2
Communication & related equip. (Dec. 1985=100) ²	11-76	103.1	103.1	103.3	1.2	.2	-.1	.1	.2
X-ray and electromedical equipment ²	11-79-05	92.7	92.5	91.8	-2.9	-.8	-.2	-.1	-.8
Oil field and gas field machinery	11-91	185.9	186.6	187.0	6.0	.2	.3	.3	-.2
Mining machinery and equipment ²	11-92	191.8	193.5	193.5	3.9	0	-.2	.6	0
Office and store machines and equipment ²	11-93	115.3	115.8	116.1	1.8	.3	.3	-.6	.3
Commercial furniture ²	12-2	181.0	181.4	183.2	2.5	1.0	.1	.3	1.0
Light motor trucks	14-11-05	141.2	149.2	147.2	-.9	-1.3	-2.7	2.3	-.3
Heavy motor trucks ²	14-11-06	178.3	178.6	178.6	2.9	0	0	.2	0
Truck trailers ²	14-14	170.7	170.9	171.0	2.3	.1	0	-.2	.1
Civilian aircraft (Dec. 1985=100)	14-21-02	220.2	222.3	223.1	3.1	.4	.5	.1	.4
Ships (Dec. 1985=100) ²	14-31	192.9	195.6	195.4	3.5	-.1	1.6	-.3	-.1
Railroad equipment ²	14-4	177.4	178.2	177.8	3.0	-.2	.7	-.1	-.2
Intermediate materials, supplies, and components		171.5	176.5	175.3	6.8	-.7	.1	3.7	-.2
Intermediate foods and feeds		156.3	161.3	164.9	17.5	2.2	1.0	1.2	2.2
Flour ²	02-12-03	178.3	214.0	240.2	59.0	12.2	5.9	-2.1	12.2
Refined sugar and byproducts ²	02-53	128.5	122.0	127.8	-9.7	4.8	-1.3	-2.6	4.8
Confectionery materials	02-54	152.9	153.4	153.7	13.3	.2	.7	0	.1
Soft drink beverage bases (Dec. 1985=100) ²	02-64-01-11	196.4	198.8	198.8	5.2	0	.1	1.2	0
Prepared animal feeds ²	02-9	142.6	153.0	155.6	20.3	1.7	3.1	3.7	1.7
Intermediate materials less foods and feeds		172.3	177.3	175.9	6.4	-.8	.1	3.8	-.3
Synthetic fibers ²	03-1	114.6	115.1	115.3	0	.2	-.2	.7	.2
Processed yarns and threads ²	03-2	118.1	118.8	119.0	3.6	.2	-.3	1.0	.2
Gray fabrics ²	03-3	120.8	121.9	121.6	1.8	-.2	-.1	.3	-.2
Finished fabrics ²	03-4	128.7	129.1	129.4	1.6	.2	0	.4	.2
Industrial textile products ²	03-83-03	139.3	139.6	139.6	.9	0	0	-.1	0
Leather ²	04-2	231.9	232.7	232.8	2.8	0	.4	.4	0
Liquefied petroleum gas ²	05-32	310.0	404.6	398.6	57.0	-1.5	9.3	11.1	-1.5
Commercial electric power	05-42	172.7	165.4	163.2	3.8	-1.3	-.1	1.4	-1.1
Industrial electric power	05-43	187.6	182.3	179.9	7.2	-1.3	.9	1.7	-1.3
Commercial natural gas (Dec. 1990=100)	05-52	229.8	235.4	236.0	-1.4	.3	-1.2	-6.0	.6
Industrial natural gas (Dec. 1990=100)	05-53	230.0	243.1	242.3	-4.6	-.3	3.9	-4.6	3.4
Natural gas to electric utilities (Dec. 1990=100)	05-54	179.4	191.6	185.4	-5.4	-3.2	1.3	-.1	-3.2

See footnotes at end of table.

Table 2. Producer price indexes and percent changes for selected commodity groupings by stage of processing—Continued
(1982=100 unless otherwise indicated)

Grouping	Commodity code	Unadjusted index			Unadjusted percent change to Dec. 2007 from:		Seasonally adjusted percent change from:		
		Aug. 2007 ¹	Nov. 2007 ¹	Dec. 2007 ¹	Dec. 2006	Nov. 2007	Sep. to Oct.	Oct. to Nov.	Nov. to Dec.
Intermediate materials less foods and feeds—Continued									
Jet fuels	05-72-03	216.9	246.2	246.7	29.9	0.2	3.2	22.2	3.4
No. 2 Diesel fuel	05-73-03	231.2	296.7	271.9	33.9	-8.4	-4.0	35.8	-3.0
Residual fuels ²	05-74	185.5	194.5	200.8	38.2	3.2	-7.6	8.8	3.2
Industrial chemicals ²	06-1	222.6	245.8	244.4	15.9	-6	.9	7.0	-6
Prepared paint	06-21	209.6	210.4	210.3	3.3	0	0	0	.4
Paint materials ²	06-22	215.7	223.0	217.7	7.6	-2.4	-9	3.1	-2.4
Medicinal and botanical chemicals ²	06-31	141.7	141.8	141.6	2.1	-1	0	.1	-1
Fats and oils, inedible ²	06-4	188.8	220.1	241.0	49.5	9.5	6.3	4.4	9.5
Mixed fertilizers	06-51	163.7	170.2	173.6	18.1	2.0	1.0	2.0	1.8
Nitrogenates	06-52-01	227.8	241.9	253.5	31.5	4.8	-2.7	2.3	2.4
Phosphates ²	06-52-02	196.0	210.9	235.3	75.9	11.6	-7.1	6.7	11.6
Other agricultural chemicals ²	06-53	157.7	158.6	160.3	3.1	1.1	1.0	-5	1.1
Plastic resins and materials ²	06-6	198.7	209.7	208.1	10.0	-8	.6	5.5	-8
Synthetic rubber ²	07-11-02	170.7	169.8	171.3	3.1	.9	-1.2	-.1	.9
Plastic construction products ²	07-21	179.6	179.2	180.3	.3	.6	-.3	.4	.6
Unsupported plastic film, sheet, & other shapes ²	07-22	177.8	181.7	181.9	3.7	.1	2.4	.8	.1
Plastic parts and components for manufacturing ²	07-26	130.0	130.2	130.3	-1.1	.1	0	.2	.1
Softwood lumber ²	08-11	174.1	158.9	157.9	-4.7	-6	-4.4	-3.8	-6
Hardwood lumber ²	08-12	192.2	190.8	188.7	-3.3	-1.1	-.1	-.2	-1.1
Millwork	08-2	201.4	201.6	201.2	.2	-2	.2	.3	-1
Plywood ²	08-3	181.1	177.2	177.1	7.2	-1	-2.0	.1	-1
Woodpulp ²	09-11	163.7	165.8	167.2	11.9	.8	.6	.3	.8
Paper ²	09-13	168.3	171.1	172.4	1.4	.8	.2	.9	.8
Paperboard ²	09-14	199.1	209.2	209.4	6.0	.1	3.4	-.4	.1
Paper boxes and containers ²	09-15-03	197.3	201.2	201.7	3.1	.2	1.2	.8	.2
Building paper and board ²	09-2	159.4	155.7	152.3	-2.2	-2.2	-3.6	3.7	-2.2
Commercial printing (June 1982=100) ²	09-37	166.1	166.1	166.5	.4	.2	0	-.1	.2
Foundry and forge shop products ²	10-15	172.3	172.0	171.7	2.9	-.2	.1	-.2	-.2
Steel mill products ²	10-17	183.4	179.3	180.8	1.0	.8	-1.8	2.3	.8
Primary nonferrous metals ²	10-22	271.9	282.3	258.3	4.0	-8.5	2.8	2.5	-8.5
Aluminum mill shapes ²	10-25-01	188.8	183.1	182.7	-1.7	-.2	-1.6	.7	-.2
Copper and brass mill shapes ²	10-25-02	423.0	404.3	386.7	-3.8	-4.4	.5	-4.9	-4.4
Nonferrous wire and cable ²	10-26	251.5	242.9	234.9	.2	-3.3	4.3	-5.7	-3.3
Metal containers ²	10-3	134.1	134.0	134.1	5.7	.1	0	-.1	.1
Hardware ²	10-4	180.6	180.5	179.9	1.9	-.3	-.1	-.1	-.3
Plumbing fixtures and brass fittings	10-5	221.9	220.2	220.2	3.1	0	-.8	-.5	0
Heating equipment ²	10-6	196.1	197.2	197.2	3.2	0	.3	.2	0
Fabricated structural metal products ²	10-7	188.2	189.1	190.1	2.6	.5	0	.3	.5
Fabricated ferrous wire products (June 1982=100) ²	10-88	168.6	168.2	169.3	3.5	.7	-.1	.7	.7
Other misc. metal products ²	10-89	145.5	145.8	145.8	2.4	0	-.1	1.4	0
Mechanical power transmission equipment	11-45	205.6	208.1	208.5	3.1	.2	1.0	.6	.2
Air conditioning and refrigeration equipment ²	11-48	157.3	158.0	159.1	3.9	.7	-.3	.3	.7
Metal valves, ex.fluid power (Dec. 1982=100) ²	11-49-02	229.3	230.6	230.8	6.8	.1	.6	-.1	.1
Ball and roller bearings ²	11-49-05	202.6	204.9	205.3	5.2	.2	.1	.9	.2
Wiring devices ²	11-71	195.9	196.8	197.3	4.1	.3	0	.3	.3
Motors, generators, motor generator sets ²	11-73	173.9	174.5	174.4	3.2	-.1	.1	.2	-.1
Switchgear, switchboard, etc., equipment ²	11-75	186.9	190.7	190.8	3.5	.1	-1.0	.2	.1
Electronic components and accessories ²	11-78	80.8	79.2	79.5	-11.4	.4	0	-2.0	.4
Internal combustion engines ²	11-94	155.1	155.1	155.2	1.5	.1	-.3	0	.1
Machine shop products ²	11-95	159.4	159.5	161.9	2.4	1.5	-.1	0	1.5
Flat glass ²	13-11	114.1	113.3	113.6	-.6	.3	-1.4	.1	.3
Cement	13-22	209.7	208.9	208.8	3.5	0	-.1	.9	.7
Concrete products	13-3	204.0	204.4	204.7	3.3	.1	0	.3	.4
Asphalt felts and coatings	13-6	147.0	141.9	143.1	-2.5	.8	.6	-2.6	2.1

See footnotes at end of table.

Table 2. Producer price indexes and percent changes for selected commodity groupings by stage of processing—Continued
(1982=100 unless otherwise indicated)

Grouping	Commodity code	Unadjusted index			Unadjusted percent change to Dec. 2007 from:		Seasonally adjusted percent change from:		
		Aug. 2007 ¹	Nov. 2007 ¹	Dec. 2007 ¹	Dec. 2006	Nov. 2007	Sep. to Oct.	Oct. to Nov.	Nov. to Dec.
Intermediate materials less foods and feeds—Continued									
Gypsum products ²	13-7	216.0	208.6	206.8	-22.2	-0.9	-4.7	-1.3	-0.9
Glass containers	13-8	163.4	165.1	165.1	6.3	0	.3	.1	-1
Motor vehicle parts ²	14-12	118.3	118.3	118.2	.8	-1	-1	0	-1
Aircraft engines & engine parts (Dec. 1985=100)	14-23	179.5	180.0	180.0	3.3	0	.8	.2	.1
Aircraft parts & aux.equip.,nec (June 1985=100) ²	14-25	158.1	159.1	159.1	.9	0	-1	.6	0
Photographic supplies ²	15-42	123.8	122.3	124.1	2.1	1.5	-1.2	.2	1.5
Medical/surgical/personal aid device s	15-6	163.0	163.2	163.4	1.1	.1	-1	.2	-1
Crude materials for further processing		202.8	228.4	230.5	20.6	.9	2.4	8.7	1.0
Crude foodstuffs and feedstuffs		147.8	152.7	158.9	25.2	4.1	-1.8	2.0	4.3
Wheat ²	01-21	172.9	220.2	270.0	112.3	22.6	7.4	-4.3	22.6
Corn ²	01-22-02	126.0	144.8	165.7	21.5	14.4	.5	16.0	14.4
Slaughter cattle ²	01-31	134.2	134.2	134.8	8.2	.4	-1.4	-.4	.4
Slaughter hogs	01-32	84.9	58.6	64.4	-12.4	9.9	-11.9	-7.9	9.5
Slaughter broilers/fryers ²	01-41-02	203.5	187.1	177.6	9.3	-5.1	-11.0	-.8	-5.1
Slaughter turkeys	01-42	170.9	183.8	162.8	23.7	-11.4	-.9	-3.5	-2.8
Fluid milk	01-6	161.7	162.4	162.5	53.7	.1	-5.1	1.4	-.8
Soybeans ²	01-83-01-31	128.5	173.2	192.5	76.8	11.1	4.1	14.5	11.1
Cane sugar, raw (Dec. 2003=100) ²	02-52-01-03	121.1	118.0	116.7	-.2	-1.1	-1.2	-1.8	-1.1
Crude nonfood materials		237.6	279.4	277.9	17.9	-.5	4.6	12.1	-.5
Raw cotton ²	01-51	74.8	90.0	95.3	16.1	5.9	1.8	1.6	5.9
Hides and skins ²	04-1	201.7	196.8	195.2	-5.9	-.8	-1.2	-1.0	-.8
Coal	05-1	130.5	131.2	131.6	3.3	.3	-.5	.5	1.4
Natural gas ²	05-31	241.3	293.4	296.1	-3.6	.9	9.7	21.6	.9
Crude petroleum ²	05-61	197.9	254.0	248.0	52.4	-2.4	3.7	15.5	-2.4
Logs, timber, etc ²	08-5	213.7	207.2	207.6	-3.4	.2	-1.7	-1.2	.2
Wastepaper	09-12	388.7	416.0	403.0	55.5	-3.1	4.9	1.5	-3.1
Iron ore ²	10-11	129.6	129.5	129.5	1.3	0	-.1	0	0
Iron and steel scrap	10-12	393.2	403.2	424.4	30.4	5.3	-.7	-7.6	5.7
Nonferrous metal ores (Dec. 1983=100) ²	10-21	253.1	275.3	260.4	15.1	-5.4	4.8	3.4	-5.4
Copper base scrap ²	10-23-01	507.3	491.0	473.0	1.2	-3.7	4.8	-6.4	-3.7
Aluminum base scrap	10-23-02	267.7	269.3	264.4	-5.8	-1.8	.7	1.5	-3.2
Construction sand, gravel, and crushed stone	13-21	234.3	236.5	237.4	8.6	.4	.3	1.1	.9
Industrial sand	13-99-01	191.1	193.2	202.3	9.2	4.7	.3	.2	4.4

¹ The indexes for August 2007 have been recalculated to incorporate late reports and corrections by respondents. All indexes are subject to revision 4 months after original publication.

² Not seasonally adjusted.

³ Not available.

Table 3. Producer price indexes for selected stage-of-processing groupings, seasonally adjusted
(1982=100)

Year and month	Index									
	Finished goods	Finished consumer foods	Finished consumer goods excluding foods	Capital equipment	Intermediate materials	Intermediate foods and feeds	Intermediate materials excluding foods	Crude materials	Crude foodstuffs and feedstuffs	Crude nonfood materials
2003:										
January.....	141.1	142.2	142.3	139.0	131.3	120.7	132.0	128.0	107.2	140.4
February.....	142.7	142.5	145.2	139.0	133.9	121.3	134.6	134.2	107.1	151.4
March.....	144.3	142.9	147.6	139.7	136.6	121.1	137.4	152.2	106.2	184.0
April.....	142.0	144.2	143.2	139.1	133.0	121.3	133.7	127.9	107.5	139.9
May.....	141.8	144.4	142.6	139.1	132.5	122.6	133.0	129.9	109.4	142.0
June.....	142.7	145.1	144.0	139.2	133.1	124.9	133.6	135.9	109.1	152.7
July.....	142.8	144.7	144.3	139.4	133.3	124.1	133.8	132.4	107.1	148.3
August.....	143.6	146.1	145.0	139.8	133.7	124.7	134.3	131.0	110.7	142.9
September.....	144.0	147.8	145.3	139.6	133.7	128.3	134.1	134.7	118.6	143.1
October.....	144.8	150.8	145.4	140.0	134.2	131.9	134.4	137.9	127.6	141.5
November.....	144.7	150.1	145.4	140.0	134.3	135.1	134.4	137.4	126.1	141.7
December.....	145.2	150.4	146.4	139.9	135.1	134.5	135.3	141.9	125.6	150.1
2004:										
January.....	145.7	148.4	148.0	140.1	136.4	132.6	136.7	148.6	118.7	167.3
February.....	145.7	148.6	148.0	139.9	137.6	133.8	138.0	150.2	123.0	166.8
March.....	146.3	150.8	148.1	140.4	138.6	137.1	138.8	152.9	132.3	164.2
April.....	147.2	153.1	148.7	140.6	140.1	143.4	140.1	155.6	136.4	165.8
May.....	148.5	155.2	150.2	140.9	142.0	147.4	141.9	160.8	139.2	172.6
June.....	148.4	154.8	150.0	141.4	142.5	144.7	142.5	162.5	136.1	178.1
July.....	148.3	152.0	150.9	141.3	143.1	141.9	143.3	162.4	130.3	182.6
August.....	148.4	151.8	151.0	141.8	144.4	135.9	144.9	162.0	123.9	186.9
September.....	148.8	152.4	151.4	142.0	144.8	134.3	145.4	154.4	121.5	175.4
October.....	151.0	154.6	154.3	142.6	146.4	131.9	147.2	160.4	119.4	187.7
November.....	152.1	154.9	156.2	142.8	147.6	131.0	148.5	171.8	120.2	207.1
December.....	151.4	154.9	154.7	143.3	147.6	131.3	148.5	166.3	122.4	195.7
2005:										
January.....	151.8	154.6	155.2	143.8	148.2	132.4	149.0	163.8	125.7	188.7
February.....	152.6	155.8	156.4	143.7	149.3	131.9	150.2	162.6	122.4	189.2
March.....	153.7	156.7	157.9	144.1	150.8	133.4	151.7	170.5	128.5	198.3
April.....	154.2	156.9	158.7	144.4	151.4	133.9	152.3	175.1	126.1	208.2
May.....	153.9	156.5	158.1	144.8	151.0	134.8	151.9	169.6	124.4	200.0
June.....	154.0	155.3	158.8	144.5	151.4	134.6	152.3	166.5	120.8	197.3
July.....	155.3	154.2	161.5	145.0	152.8	134.4	153.8	175.3	120.5	213.1
August.....	156.1	153.7	163.2	145.0	153.4	134.0	154.4	181.8	119.0	225.6
September.....	158.9	155.4	167.8	145.2	157.2	133.9	158.4	200.4	120.5	257.1
October.....	159.8	155.5	169.4	145.1	162.2	134.4	163.6	211.5	120.2	276.9
November.....	158.7	156.4	167.2	145.0	160.0	133.9	161.3	208.5	120.9	271.0
December.....	159.8	157.4	168.8	145.0	160.4	134.3	161.7	200.9	123.9	255.2
2006:										
January.....	160.3	157.4	169.4	145.5	161.8	135.3	163.1	199.7	120.8	255.6
February.....	158.6	154.2	167.3	146.0	161.3	133.8	162.7	182.9	117.5	228.6
March.....	159.3	154.8	168.3	146.2	161.8	133.9	163.2	178.5	115.0	222.9
April.....	160.4	155.5	169.9	146.5	163.0	133.3	164.4	183.0	114.2	231.6
May.....	160.7	154.2	170.8	146.8	164.9	132.9	166.4	186.2	111.3	239.4
June.....	161.5	156.0	171.6	147.0	165.8	133.7	167.4	181.3	115.7	227.2
July.....	161.3	156.1	171.6	146.4	166.1	134.8	167.7	186.3	118.3	233.9
August.....	161.9	157.9	171.5	147.0	166.8	134.2	168.4	191.2	118.7	242.3
September.....	160.2	158.6	167.9	147.4	164.6	135.0	166.1	183.9	120.8	227.8
October.....	157.8	157.9	163.9	146.9	162.6	135.6	164.0	166.9	124.1	195.1
November.....	160.3	158.0	167.9	148.3	163.6	138.9	164.8	186.5	127.2	227.1
December.....	161.5	159.8	169.5	148.3	165.0	140.6	166.2	191.3	127.1	235.7
2007:										
January.....	160.6	161.4	167.0	148.5	163.9	143.1	165.0	180.8	130.2	212.9
February.....	162.6	164.2	169.3	149.0	165.2	147.4	166.1	197.1	139.8	234.3
March.....	164.2	166.8	171.5	148.9	167.2	150.0	168.1	202.3	143.1	240.9
April.....	165.6	167.7	173.6	149.1	168.8	151.4	169.7	204.5	145.2	243.0
May.....	166.7	166.7	176.2	149.2	170.8	151.4	171.8	207.1	146.7	246.4
June.....	166.8	166.1	176.4	149.4	171.4	154.2	172.3	209.4	147.4	250.0
July.....	167.9	166.2	178.4	149.8	172.7	155.3	173.6	210.5	150.2	249.5
August.....	165.5	165.9	174.1	149.7	170.5	155.8	171.3	203.0	147.8	238.0
September.....	167.2	167.8	176.4	149.8	171.2	158.1	171.9	204.8	151.4	238.2
October.....	167.3	169.4	175.9	149.7	171.4	159.7	172.0	209.7	148.7	249.2
November.....	172.6	169.4	185.6	150.2	177.7	161.6	178.6	227.9	151.7	279.4
December.....	172.5	171.6	184.4	150.3	177.3	165.2	178.0	230.2	158.2	278.0

NOTE: All seasonally adjusted indexes are subject to change up to 5 years after original publication due to the recalculation of seasonal factors each January. The indexes for

August 2007 have been recalculated to incorporate late reports and corrections by respondents.

Table 4. Producer price indexes for the net output of selected industries and industry groups, not seasonally adjusted

Industry ¹	Industry code	Index base	Index			Percent change to Dec. 2007 from:	
			Aug. 2007 ²	Nov. 2007 ²	Dec. 2007 ²	Dec. 2006	Nov. 2007
Total mining, utilities, and manufacturing industries		12/06	104.2	106.8	106.2	6.2	-0.6
Total mining industries		12/84	212.5	253.8	251.4	18.5	-9
Oil and gas extraction	211	12/85	254.1	320.6	317.5	23.9	-1.0
Mining (except oil & gas)	212	12/03	160.8	165.6	163.5	8.5	-1.3
Mining support activities	213	12/03	168.6	168.8	168.4	-3.9	-2
Utilities	221	12/03	130.8	127.8	127.5	3.7	-2
Total manufacturing industries		12/84	163.0	167.9	166.7	6.2	-7
Food mfg	311	12/84	160.3	161.3	162.9	8.7	1.0
Beverage & tobacco mfg	312	12/03	109.9	111.2	111.2	4.0	0
Textile mills	313	12/03	108.6	109.5	109.6	2.6	.1
Textile product mills	314	12/03	109.7	110.1	110.5	1.4	.4
Apparel manufacturing	315	12/03	101.5	101.9	101.7	.9	-2
Leather and allied product manufacturing	316	12/84	149.9	150.5	150.6	2.0	.1
Wood product manufacturing	321	12/03	107.8	106.1	105.9	-.1	-2
Paper manufacturing	322	12/03	115.6	117.8	118.1	3.3	.3
Printing and related support activities	323	12/03	106.8	107.3	107.6	1.2	.3
Petroleum and coal products manufacturing	324	12/84	258.0	305.1	286.9	32.5	-6.0
Chemical mfg	325	12/84	204.9	208.8	210.6	6.9	.9
Plastics and rubber products mfg	326	12/84	151.3	152.3	152.9	1.5	.4
Nonmetallic mineral product manufacturing	327	12/84	166.5	166.3	166.6	1.2	.2
Primary metal mfg	331	12/84	192.1	189.3	188.6	1.1	-4
Fabricated metal product mfg	332	12/84	162.9	163.6	164.0	3.1	.2
Machinery manufacturing	333	12/03	112.3	112.7	113.0	2.5	.3
Computer & electronic product mfg	334	12/03	93.5	92.8	92.8	-3.5	0
Electrical equipment and appliance mfg	335	12/03	123.6	124.2	123.9	3.9	-2
Transportation equipment manufacturing	336	12/03	104.2	106.4	105.9	1.0	-5
Furniture & related product mfg	337	12/84	165.7	166.4	166.6	1.8	.1
Miscellaneous mfg	339	12/03	107.0	107.6	107.7	2.2	.1
Total trade industries		12/06	104.4	104.3	105.9	5.9	1.5
Total wholesale trade industries		12/06	104.0	103.2	102.9	2.9	-3
Merchant wholesalers, durable goods	423	06/04	111.2	109.6	113.9	5.9	3.9
Merchant wholesalers, nondurable goods	424	06/05	114.3	114.1	107.7	-1.0	-5.6
Wholesale trade agents and brokers	425	06/05	106.7	107.1	108.7	5.2	1.5
Total retail trade industries		12/06	104.7	105.2	108.1	8.1	2.8
Motor vehicle and parts dealers	441	12/03	114.9	116.1	115.5	2.9	-5
Furniture and home furnishings stores	442	12/03	119.6	121.2	120.7	4.4	-4
Electronics and appliance stores	443	12/03	109.8	106.4	106.8	14.0	.4
Bldg material and garden equip and supp dealers	444	12/03	120.8	117.5	118.5	.3	.9
Food and beverage stores	445	12/99	140.1	139.9	139.6	3.6	-2
Health and personal care stores	446	12/03	124.3	123.9	124.1	3.8	.2

See footnotes at end of the table.

Table 4. Producer price indexes for the net output of selected industries and industry groups, not seasonally adjusted--Continued

Industry ¹	Industry code	Index base	Index			Percent change to Dec. 2007 from:	
			Aug. 2007 ²	Nov. 2007 ²	Dec. 2007 ²	Dec. 2006	Nov. 2007
Gasoline stations	447	06/01	71.3	72.8	102.7	95.6	41.1
Clothing and clothing accessories stores	448	12/03	106.8	110.0	107.4	1.5	-2.4
Sporting goods hobby, book and music stores	451	12/03	106.1	107.4	106.5	7.3	-8
General merchandise stores	452	12/03	112.3	110.9	112.8	6.6	1.7
Nonstore retailers	454	12/03	128.3	127.9	131.1	.7	2.5
Transportation and warehousing industries		12/06	105.4	106.2	106.3	6.3	.1
Transportation industries		12/06	104.6	105.5	105.2	5.2	-3
Air transportation	481	12/92	189.1	187.8	183.7	6.8	-2.2
Rail transportation	482	12/96	142.6	146.0	148.4	9.5	1.6
Water transportation	483	12/03	114.7	114.2	114.4	2.7	.2
Truck transportation	484	12/03	115.5	117.3	117.7	3.7	.3
Pipeline transportation of crude oil	486110	06/86	141.4	141.4	141.4	3.2	0
Refined petroleum product pipeline transport	486910	06/86	134.2	134.1	134.3	6.7	.1
Transportation support activities	488	12/03	109.6	110.2	110.5	4.0	.3
Delivery and warehouse industries		12/06	107.6	108.2	109.2	9.2	.9
Postal service	491	06/89	175.5	175.5	175.5	6.6	0
Couriers and messengers	492	12/03	132.2	133.8	136.3	13.3	1.9
Warehousing and storage	493	12/06	101.9	101.9	103.0	3.0	1.1
Total traditional service industries		12/06	101.9	102.4	101.5	1.5	-9
Information		12/06	101.0	101.2	101.0	1.0	-2
Publishing industries, except Internet	511	12/03	108.4	108.6	108.5	1.4	-1
Broadcasting, except Internet	515	12/03	98.7	102.1	101.2	-2.5	-9
Telecommunications	517	12/03	101.3	101.3	100.9	1.2	-4
ISPs and Web search portals	5181	06/04	72.5	72.3	72.1	-.8	-3
Data processing and related services	5182	12/03	100.4	100.4	100.4	.5	0
Selected health care industries		12/06	102.2	103.6	103.5	3.5	-1
Offices of physicians	6211	12/96	122.2	123.0	122.9	4.2	-1
Medical and diagnostic laboratories	6215	12/03	107.7	107.5	107.8	3.1	.3
Home health care services	6216	12/96	123.9	125.0	124.9	2.1	-1
Blood and organ banks	621991	06/06	103.8	104.5	104.3	3.3	-2
Hospitals	622	12/92	158.0	161.4	160.9	3.1	-3
Nursing care facilities	6231	12/03	115.7	115.5	116.2	4.9	.6
Residential mental retardation facilities	62321	12/03	113.2	113.4	114.3	3.9	.8
Other selected traditional service industries		12/06	102.1	102.2	100.9	.9	-1.3
Depository credit intermediation	5221	12/03	115.9	116.2	107.6	-4.9	-7.4
Security, commodity contracts and like activity	523	12/03	120.4	121.5	122.1	5.2	.5
Insurance carriers and related activities	524	12/03	107.7	107.8	108.0	1.0	.2
Lessors of nonres bldg (exc miniwarehouse)	53112	12/03	107.9	107.7	109.8	1.7	1.9
Lessors of miniwarehouse and self storage units	53113	12/03	113.8	110.9	109.9	.9	-9
Offices of real estate agents and brokers	5312	12/03	111.1	110.5	109.8	-.8	-6

See footnotes at end of the table.

Table 4. Producer price indexes for the net output of selected industries and industry groups, not seasonally adjusted--Continued

Industry ¹	Industry code	Index base	Index			Percent change to Dec. 2007 from:	
			Aug. 2007 ²	Nov. 2007 ²	Dec. 2007 ²	Dec. 2006	Nov. 2007
Automotive equipment rental and leasing	5321	06/01	122.3	119.1	117.8	-3.0	-1.1
Other heavy machinery rental and leasing	532412	12/03	118.1	118.6	118.9	.9	.3
Legal services	5411	12/96	153.8	155.2	155.0	5.5	-1
Architectural, engineering and related services	5413	12/96	140.8	140.5	141.0	3.4	.4
Management and technical consulting services	5416	06/06	102.4	103.4	103.1	2.2	-3
Advertising agencies	54181	12/03	105.1	105.1	105.1	.4	0
Employment services	5613	12/96	121.9	122.3	122.2	1.2	-1
Travel agencies	56151	12/03	101.0	101.3	101.2	2.1	-1
Janitorial services	56172	12/03	105.5	105.8	106.1	1.2	.3
Waste collection	5621	12/03	107.9	109.6	107.7	1.6	-1.7
Computer training	61142	06/06	104.1	104.5	104.5	4.0	0
Amusement and theme parks	71311	06/06	106.8	106.2	108.2	6.2	1.9
Golf courses and country clubs	71391	12/05	104.7	104.4	104.3	2.0	-1
Fitness and recreational sports centers	71394	12/04	99.8	100.6	101.1	3.1	.5
Accommodation	721	12/96	147.2	144.1	143.8	5.7	-2
Commercial machinery repair and maintenance	8113	06/06	102.2	102.2	103.7	3.0	1.5

¹ Indexes in this table are derived from the net-output-weighted industry price indexes shown in table 5. Because of differences in coverage and aggregation methodology, they will generally not match the movements of similarly titled indexes which are derived from traditional commodity groupings shown in table 6.

² Data for August 2007 have been revised to reflect the availability of late reports and corrections by

respondents. All data are subject to revision 4 months after original publication. Data are not seasonally adjusted.

³ Not available.

Note: NAICS replaced the SIC classification system beginning with the release of PPI data for January 2004. See <http://www.bls.gov/ppi/ppinaics.htm> for details.

Table 5. Producer price indexes for the net output of selected industries and their products, not seasonally adjusted

Industry and product ¹	Industry code	Product code	Index base	Index			Percent change to Dec. 2007 from:	
				Aug. 2007 ²	Nov. 2007 ²	Dec. 2007 ²	Dec. 2006	Nov. 2007
Logging	1133		12/81	174.1	169.6	170.3	-2.0	0.4
Logging	11331		12/81	174.1	169.6	170.3	-2.0	.4
Logging	113310		12/81	174.2	169.7	170.4	-2.0	.4
Primary products		113310-P	12/81	181.1	176.4	177.2	-2.0	.5
Softwood logs and bolts		113310-1	12/81	205.1	191.6	191.6	-6.3	0
Hardwood logs and bolts		113310-3	12/81	107.6	108.1	108.1	.1	0
Pulpwood		113310-5	12/81	94.8	96.3	96.3	-.9	0
Other roundwood products, NEC		113310-7	06/82	105.3	105.8	105.8	.4	0
Receipts for contract logging of timber owned by others		113310-9	12/81	127.4	127.7	129.3	2.8	1.3
Secondary products and miscellaneous receipts		113310-SM						
Total mining industries			12/84	212.5	253.8	251.4	18.5	-.9
Oil and gas extraction	211		12/85	254.1	320.6	317.5	23.9	-1.0
Oil and gas extraction	2111		12/85	254.1	320.6	317.5	23.9	-1.0
Crude petroleum & natural gas extraction	211111		06/02	250.7	314.2	306.2	20.4	-2.5
Primary products		211111-P	06/84	223.2	278.7	271.9	18.7	-2.4
Crude petroleum		211111-1	06/84	215.5	276.6	270.1	52.4	-2.3
Natural gas (from the well head)		211111-3	06/84	220.3	265.9	259.2	-7.1	-2.5
Secondary products and miscellaneous receipts		211111-SM						
Secondary products		211111-S	06/02	334.9	(³)	(³)	(³)	(³)
Natural gas liquid extraction	211112		06/02	267.3	343.1	353.9	33.5	3.1
Primary products		211112-P	06/02	267.7	343.6	354.5	33.6	3.2
Natural gas liquids		211112-1	06/84	327.6	427.5	420.9	56.9	-1.5
Isopentane and natural gasoline		211112-11	06/84	319.8	388.2	386.8	48.3	-.4
Propane		211112-12	06/84	350.6	450.3	436.2	51.5	-3.1
Butane		211112-13	06/84	254.0	336.6	330.7	54.3	-1.8
Plant condensate, ethane, gas mixtures, and other natural gas liquids		211112-14	06/96	428.5	576.3	570.8	65.5	-1.0
Residue gas shipped from natural gas liquids plants		211112-3	06/84	228.6	284.9	318.3	7.9	11.7
Secondary products and miscellaneous receipts		211112-SM						
Mining (except oil & gas)	212		12/03	160.8	165.6	163.5	8.5	-1.3
Coal mining	2121		12/85	130.4	131.0	131.5	3.4	.4
Coal mining	21211		12/01	140.6	141.2	141.8	3.4	.4
Bituminous coal and lignite surface mining	212111		12/01	120.7	121.7	122.5	4.7	.7
Primary products		212111-P	12/01	120.7	121.6	122.5	4.6	.7
Run-of-mine (raw) bituminous coal & lignite shipped from surface mining operations		212111-1	12/01	131.5	132.6	139.2	13.4	5.0
Raw bituminous coal & lignite from surface operations, for use without processing		212111-11	12/01	150.5	154.4	171.2	41.1	10.9
Raw bituminous coal & lignite from surface operations, for processing at other establishments		212111-12	12/01	121.0	120.6	121.6	-1.4	.8
Processed bituminous coal & lignite shipped from surface operations		212111-3	12/01	118.7	119.7	119.3	2.6	-.3
Processed bituminous coal & lignite, washed by wet-washing, pneumatic, or other methods		212111-31	12/01	107.7	109.5	108.5	2.4	-.9
Processed bituminous coal from surface operations (mechanically crushed/screened/sized only)		212111-32	12/01	129.7	133.2	133.2	4.2	0
Processed subbituminous coal from surface operations (mechanically crushed/screened/sized only)		212111-33	12/01	129.9	128.3	127.8	2.7	-.4
Processed lignite coal from surface operations (mechanically crushed/screened/sized only)		212111-34	12/01	116.1	117.7	118.9	-.7	1.0
Secondary products and miscellaneous receipts		212111-SM						
Miscellaneous receipts		212111-M	12/01	118.4	118.4	118.4	9.2	0
Secondary products		212111-S	12/01	112.3	113.8	130.4	21.3	14.6
Bituminous coal underground mining	212112		12/01	163.4	163.6	163.8	2.4	.1
Primary products		212112-P	12/01	163.5	163.7	163.9	2.3	.1
Run-of-mine (raw) bituminous coal shipped from underground operations		212112-1	12/01	151.4	150.5	151.5	5.8	.7
Processed bituminous coal shipped from underground operations		212112-3	12/01	166.2	166.8	166.8	1.5	0
Processed bituminous coal from underground operations, washed by wet washing/pneumatic/or othe		212112-31	12/01	164.0	164.6	164.6	-.3	0
Processed bituminous coal from underground operations (mechanically crushed/screened/or sized)		212112-32	12/01	(³)	(³)	(³)	(³)	(³)
Secondary products and miscellaneous receipts		212112-SM						
Secondary products		212112-S	12/01	152.6	154.6	154.6	10.2	0
Anthracite mining	212113		12/79	238.3	245.6	246.0	1.2	.2
Primary products		212113-P	12/79	236.7	243.9	244.3	1.2	.2

See footnotes at end of table.

Table 5. Producer price indexes for the net output of selected industries and their products, not seasonally adjusted
—Continued

Industry and product ¹	Industry code	Product code	Index base	Index			Percent change to Dec. 2007 from:	
				Aug. 2007 ²	Nov. 2007 ²	Dec. 2007 ²	Dec. 2006	Nov. 2007
Anthracite mining—Continued								
Run-of-mine (raw) anthracite		212113-1	12/79	166.0	167.8	(³)	(³)	(³)
Processed anthracite		212113-3	12/79	265.9	275.5	275.6	3.0	0
Metal ore mining	2122		12/84	234.9	252.0	237.1	11.3	-5.9
Iron ore mining	21221		12/84	128.3	128.2	128.2	1.3	0
Iron ore mining	212210		12/84	128.3	128.2	128.2	1.3	0
Primary products		212210-P	12/84	131.4	131.3	131.3	1.2	0
Iron ores		212210-8	12/97	136.2	136.1	136.1	1.3	0
Gold ore & silver ore mining	21222		12/84	135.0	161.1	166.6	29.2	3.4
Gold ore mining	212221		06/85	197.0	235.7	243.9	29.9	3.5
Primary products		212221-P	06/85	195.8	234.2	242.4	29.7	3.5
Gold ores		212221-0	06/85	195.8	234.2	242.4	29.7	3.5
Secondary products and miscellaneous receipts		212221-SM						
Copper, nickel, lead & zinc mining	21223		06/88	409.4	(³)	368.0	-2	(³)
Copper ore and nickel ore mining	212234		06/88	421.2	(³)	378.7	-2	(³)
Primary products		212234-P	12/03	395.2	(³)	348.9	-9	(³)
Copper concentrates		212234-3	06/01	547.4	(³)	(³)	(³)	(³)
Copper precipitates and electrowon copper		212234-5	06/01	467.0	(³)	434.1	3.9	(³)
Secondary products and miscellaneous receipts		212234-SM						
Other metal ore mining	21229		12/85	160.4	157.7	160.9	24.5	2.0
Other metal ore mining	212290		12/85	529.5	520.8	531.3	24.6	2.0
Primary products		212290-P	12/03	403.3	396.6	404.7	24.8	2.0
Other metal ore mining		212290-1	12/03	403.3	396.6	404.7	24.8	2.0
Secondary products and miscellaneous receipts		212290-SM						
Nonmetallic mineral mining & quarrying	2123		12/84	193.4	196.1	199.9	11.7	1.9
Stone mining & quarrying	21231		12/84	211.8	213.6	214.5	8.9	.4
Dimension stone mining and quarrying	212311		06/85	188.6	188.7	188.6	1.4	-.1
Primary products		212311-P	06/85	184.3	184.4	184.3	1.3	-.1
Dimension stone		212311-0	06/85	184.3	184.4	184.3	1.3	-.1
Secondary products and miscellaneous receipts		212311-SM						
Miscellaneous receipts		212311-M	06/05	104.5	(³)	(³)	(³)	(³)
Crushed and broken limestone mining	212312		12/83	207.3	207.3	208.4	7.1	.5
Primary products		212312-P	12/83	210.0	210.0	211.3	7.4	.6
Crushed and broken limestone		212312-0	12/83	210.0	210.0	211.3	7.4	.6
Secondary products and miscellaneous receipts		212312-SM						
Miscellaneous receipts		212312-M	06/05	117.7	(³)	(³)	(³)	(³)
Secondary products		212312-S	12/83	167.7	168.6	168.3	2.0	-.2
Crushed and broken granite mining	212313		12/83	280.5	287.1	287.8	15.7	.2
Primary products		212313-P	12/83	282.1	288.8	289.4	15.9	.2
Crushed and broken granite		212313-0	12/83	282.1	288.8	289.4	15.9	.2
Secondary products and miscellaneous receipts		212313-SM						
Secondary products		212313-S	12/83	195.3	(³)	199.7	14.0	(³)
Other crushed and broken stone mining	212319		12/83	213.2	217.9	218.6	8.0	.3
Primary products		212319-P	12/83	217.4	222.5	224.2	9.7	.8
Bituminous limestone and sandstone, and other crushed and broken stone mining		212319-0	12/83	217.4	222.5	224.2	9.7	.8
Secondary products and miscellaneous receipts		212319-SM						
Secondary products		212319-S	12/83	183.4	185.0	177.6	-7.2	-4.0
Sand/gravel/clay/refractory minerals mining	21232		12/03	126.7	128.0	128.6	7.5	.5
Construction sand and gravel mining	212321		06/82	248.3	250.9	251.1	7.4	.1
Primary products		212321-P	06/82	251.0	253.6	253.9	8.1	.1
Construction sand and gravel (run of pit or bank)		212321-1	06/06	110.0	110.4	110.5	9.2	.1
Construction sand and gravel (washed, screened, or otherwise treated)		212321-2	06/06	108.2	109.4	109.5	7.9	.1
Construction sand (washed, screened, or otherwise treated)		212321-21	06/06	107.3	108.2	108.5	7.0	.3
Construction gravel (washed, screened, or otherwise treated)		212321-22	06/06	109.0	110.5	110.5	8.8	0
Secondary products and miscellaneous receipts		212321-SM						
Miscellaneous receipts		212321-M	06/82	255.4	263.3	261.9	3.8	-.5
Secondary products		212321-S	06/82	187.4	187.3	187.5	-2.3	.1
Industrial sand mining	212322		06/82	194.1	196.1	204.6	8.7	4.3

See footnotes at end of table.

Table 5. Producer price indexes for the net output of selected industries and their products, not seasonally adjusted
—Continued

Industry and product ¹	Industry code	Product code	Index base	Index			Percent change to Dec. 2007 from:	
				Aug. 2007 ²	Nov. 2007 ²	Dec. 2007 ²	Dec. 2006	Nov. 2007
Industrial sand mining—Continued								
Primary products		212322-P	06/82	193.6	195.7	205.0	9.3	4.8
Industrial glass sand		212322-1	06/82	193.3	197.9	217.7	14.8	10.0
Industrial molding sand		212322-3	06/82	225.7	225.8	225.8	5.5	0
Other industrial sand		212322-9	06/82	172.7	172.9	173.7	4.4	.5
Secondary products and miscellaneous receipts		212322-SM						
Secondary products		212322-S	06/82	215.0	215.0	215.0	2.3	0
Kaolin and ball clay mining	212324		06/84	146.3	147.3	147.3	8.3	0
Primary products		212324-P	06/84	146.9	148.0	148.0	8.5	0
Kaolin and ball clay		212324-0	06/84	146.9	148.0	148.0	8.5	0
Secondary products and miscellaneous receipts		212324-SM						
Clay, ceramic, and refractory minerals mining	212325		06/84	165.0	167.5	167.5	5.9	0
Primary products		212325-P	06/84	164.3	166.9	166.9	6.2	0
Common (miscellaneous) clay and shales		212325-B	06/84	162.9	166.6	166.5	3.8	-1
Bentonite		212325-C	06/84	144.0	144.0	144.0	6.1	0
Feldspar, fire clay and fuller's earth		212325-V	06/07	104.1	108.1	108.1	(³)	0
Other clay, ceramic, and refractory minerals including magnesite and brucite ..		212325-9	06/84	171.4	170.8	170.8	2.8	0
Secondary products and miscellaneous receipts		212325-SM						
Other nonmetallic mineral mining & quarrying	21239		12/84	154.1	160.1	175.0	30.4	9.3
Potash, soda, and borate mineral mining	212391		12/84	171.1	192.0	(³)	(³)	(³)
Primary products		212391-P	12/84	170.8	191.8	(³)	(³)	(³)
Sodium carbonate and sulfate		212391-3	12/84	151.8	152.1	(³)	(³)	(³)
Potassium salts and boron compounds		212391-5	06/07	(³)	(³)	(³)	(³)	(³)
Secondary products and miscellaneous receipts		212391-SM						
Phosphate rock mining	212392		12/82	163.9	(³)	(³)	(³)	(³)
Primary products		212392-P	12/82	164.3	(³)	(³)	(³)	(³)
Other chemical and fertilizer mineral mining	212393		12/89	117.9	119.2	121.3	6.3	1.8
Primary products		212393-P	12/89	113.8	115.1	117.3	6.0	1.9
Rock salt		212393-3	12/84	220.6	223.8	227.6	(³)	1.7
Secondary products and miscellaneous receipts		212393-SM						
All other nonmetallic mineral mining	212399		06/85	179.0	182.1	181.7	3.5	-2
Primary products		212399-P	06/85	180.3	183.4	182.9	3.6	-3
All other nonmetallic mineral mining		212399-A	06/85	180.3	183.4	182.9	3.6	-3
Secondary products and miscellaneous receipts		212399-SM						
Mining support activities	213		12/03	168.6	168.8	168.4	-3.9	-2
Mining support activities	2131		12/03	168.6	168.8	168.4	-3.9	-2
Drilling oil and gas wells	213111		12/85	350.7	352.5	350.3	-7.8	-6
Primary products		213111-P	12/85	354.0	355.8	353.5	-8.3	-6
Drilling oil, gas, dry, or service wells		213111-01	12/85	352.0	361.8	359.0	-5.6	-8
Drilling in, spudding in, tailing in, or reworking oil and gas wells		213111-02	12/92	250.8	214.8	214.8	-26.0	0
Oil and gas well directional drilling control		213111-03	12/03	217.9	205.4	205.4	-9.9	0
Secondary products		213111-S	12/99	(³)	(³)	(³)	(³)	(³)
Support activities for oil and gas operations	213112		12/85	194.3	193.8	194.1	.1	.2
Primary products		213112-P	12/85	197.2	196.5	196.9	.1	.2
Secondary products and miscellaneous receipts		213112-SM						
Miscellaneous receipts		213112-M	11/94	180.2	180.2	180.2	0	0
Support activities for coal mining	213113		06/85	167.2	168.9	168.8	3.8	-1
Primary products		213113-P	06/85	168.6	170.4	170.3	3.8	-1
Support activities for coal mining		213113-0	06/85	168.6	170.4	170.3	3.8	-1
Support activities for metal mining	213114		12/85	139.1	139.2	140.0	2.0	.6
Primary services		213114-P	12/85	140.7	140.8	141.6	1.9	.6
Metal mining services		213114-0	12/85	140.7	140.8	141.6	1.9	.6
Support activities for nonmetallic minerals	213115		06/85	140.2	140.2	140.2	1.2	0
Primary services		213115-P	06/85	135.0	135.0	135.0	.9	0
Nonmetallic minerals support activity (except fuels)		213115-0	06/85	135.0	135.0	135.0	.9	0
Utilities	221		12/03	130.8	127.8	127.5	3.7	-2
Electric power generation, transmission, and distribution	2211		12/03	128.1	123.6	123.5	5.5	-1
Electric power generation	22111		12/03	141.1	133.1	134.5	5.7	1.1
Electric power generation	221110		12/03	141.1	133.1	134.5	5.7	1.1

See footnotes at end of table.

Table 5. Producer price indexes for the net output of selected industries and their products, not seasonally adjusted
—Continued

Industry and product ¹	Industry code	Product code	Index base	Index			Percent change to Dec. 2007 from:	
				Aug. 2007 ²	Nov. 2007 ²	Dec. 2007 ²	Dec. 2006	Nov. 2007
Electric power generation—Continued								
Primary products		221110-P	12/03	141.8	133.8	135.2	6.1	1.0
Utilities		221110-4	12/03	149.8	135.8	137.1	7.3	1.0
Non-Utilities		221110-5	12/03	124.5	128.3	129.8	3.8	1.2
Secondary products and miscellaneous receipts		221110-SM						
Miscellaneous receipts		221110-M	12/03	123.9	117.1	117.3	-5.6	.2
Electric power transmission, control, and distribution	22112		12/03	122.9	119.6	119.1	5.5	-.4
Electric bulk power transmission and control	221121		12/03	104.0	105.5	105.3	1.3	-.2
Primary products		221121-P	12/03	104.2	105.8	105.6	1.4	-.2
Electric bulk power transmission and control		221121-3	12/03	104.2	105.8	105.6	1.4	-.2
Electric power distribution	221122		12/03	122.9	119.6	119.0	5.4	-.5
Primary products		221122-P	12/90	148.5	144.1	143.3	5.5	-.6
Residential electric power		221122-41	12/90	142.9	139.6	140.5	5.9	.6
New England		221122-411	12/90	111.5	112.1	112.0	-1.1	-.1
Middle Atlantic		221122-412	12/90	137.7	140.6	140.7	11.0	.1
East North Central		221122-413	12/90	136.9	129.6	130.6	10.5	.8
West North Central		221122-414	12/90	126.5	109.5	114.7	3.4	4.7
South Atlantic		221122-415	12/90	142.9	139.1	139.2	4.3	.1
East South Central		221122-416	12/90	150.1	151.1	151.8	9.4	.5
West South Central		221122-417	12/90	164.1	162.7	165.0	1.7	1.4
Mountain		221122-418	12/90	137.1	129.4	131.2	5.4	1.4
Pacific		221122-419	12/90	146.7	146.4	145.8	5.8	-.4
Commercial electric power		221122-42	12/90	151.1	144.7	142.8	3.8	-1.3
New England		221122-421	12/90	145.3	139.8	139.5	5.6	-.2
Middle Atlantic		221122-422	12/90	145.9	128.2	128.8	4.1	.5
East North Central		221122-423	12/90	139.0	131.9	132.9	8.8	.8
West North Central		221122-424	12/90	125.4	107.1	111.0	4.3	3.6
South Atlantic		221122-425	12/90	134.4	134.9	134.9	.2	0
East South Central		221122-426	12/90	139.8	140.7	141.1	9.2	.3
West South Central		221122-427	12/90	173.9	171.5	171.7	3.1	.1
Mountain		221122-428	12/90	117.3	109.9	111.4	-.2	1.4
Pacific		221122-429	12/90	191.1	190.2	172.3	3.1	-9.4
Industrial electric power		221122-43	12/90	157.8	153.3	151.3	7.2	-1.3
New England		221122-431	12/90	110.0	100.2	100.1	-7.4	-.1
Middle Atlantic		221122-432	12/90	152.7	129.7	130.2	5.2	.4
East North Central		221122-433	12/90	169.4	168.4	161.2	17.2	-4.3
West North Central		221122-434	12/90	132.0	115.0	118.9	3.8	3.4
South Atlantic		221122-435	12/90	139.6	137.6	137.5	1.3	-.1
East South Central		221122-436	12/90	140.6	142.8	143.5	14.9	.5
West South Central		221122-437	12/90	230.8	225.2	230.9	6.9	2.5
Mountain		221122-438	12/90	119.1	110.8	111.6	-.6	.7
Pacific		221122-439	12/90	149.2	161.0	145.6	5.1	-9.6
Other customers		221122-44	12/90	139.6	142.6	138.9	10.7	-2.6
Secondary products and miscellaneous receipts		221122-SM						
Miscellaneous receipts		221122-M	12/90	140.9	141.7	141.7	4.0	0
Natural gas distribution	2212		12/03	125.9	129.2	128.2	-2.4	-.8
Natural gas distribution	22121		12/03	125.9	129.2	128.2	-2.4	-.8
Natural gas distribution	221210		12/03	125.9	129.2	128.2	-2.4	-.8
Primary products		221210-P	12/90	213.8	219.7	217.9	-2.9	-.8
Natural gas to ultimate consumers		221210-11	12/90	220.6	228.6	226.1	-2.8	-1.1
Residential natural gas		221210-112	12/90	219.2	223.0	222.2	-1.3	-.4
Commercial natural gas		221210-113	12/90	229.8	235.4	236.0	-1.4	.3
Industrial natural gas		221210-114	12/90	230.0	243.1	242.3	-4.6	-.3
To electric power		221210-115	12/90	179.4	191.6	185.4	-5.4	-3.2
Delivered to ultimate consumers for the account of others (transportation only)		221210-12	12/90	137.6	127.9	131.1	-3.4	2.5
Industrial consumer		221210-122	12/90	142.8	128.0	130.3	-3.3	1.8
Other consumers		221210-123	12/90	263.8	255.7	264.2	-3.4	3.3
Secondary products and miscellaneous receipts		221210-SM						
Miscellaneous receipts		221210-M	12/90	163.4	162.8	163.0	5.6	.1
Construction industries								
New warehouse building construction	236221		12/04	119.4	121.5	121.3	4.4	-.2
Primary products		236221-P	12/04	119.4	121.5	121.3	4.4	-.2
New school building construction	236222		12/05	117.8	119.0	119.6	2.0	.5
Primary products		236222-P	12/05	117.8	119.0	119.6	2.0	.5
New office building construction	236223		06/06	107.6	109.8	109.8	4.8	0
Primary products		236223-P	06/06	107.6	109.8	109.8	4.8	0

See footnotes at end of table.

Table 5. Producer price indexes for the net output of selected industries and their products, not seasonally adjusted
—Continued

Industry and product ¹	Industry code	Product code	Index base	Index			Percent change to Dec. 2007 from:	
				Aug. 2007 ²	Nov. 2007 ²	Dec. 2007 ²	Dec. 2006	Nov. 2007
Total manufacturing industries			12/84	163.0	167.9	166.7	6.2	-0.7
Food mfg	311		12/84	160.3	161.3	162.9	8.7	1.0
Animal food mfg	3111		12/03	117.4	124.9	127.9	15.2	2.4
Animal food mfg	31111		12/03	117.4	124.9	127.9	15.2	2.4
Dog and cat food manufacturing	311111		12/85	156.0	158.4	159.8	6.7	.9
Primary products		311111-P	12/85	156.8	157.5	158.9	5.9	.9
Dog food		311111-1	12/85	163.1	164.2	166.3	8.1	1.3
Cat food		311111-4	12/85	145.9	146.0	146.4	2.7	.3
Secondary products and miscellaneous receipts		311111-SM						
Secondary products		311111-S	12/85	168.1	178.0	(³)	(³)	(³)
Other animal food manufacturing	311119		12/80	130.9	142.6	147.3	20.0	3.3
Primary products		311119-P	12/80	127.5	138.7	143.1	19.5	3.2
Swine feed, complete		311119-A	12/80	171.2	184.2	190.0	16.4	3.1
Swine feed supplements, concentrates, and premixes		311119-D	12/80	138.9	152.8	155.5	22.9	1.8
Beef cattle feed, complete		311119-G	12/80	203.0	229.8	234.8	28.4	2.2
Beef cattle feed supplements, concentrates, and premixes		311119-J	12/80	139.0	151.8	155.2	14.3	2.2
Other poultry and livestock feed		311119-N	12/80	155.6	169.6	175.1	21.7	3.2
Other prepared animal feeds, including feeding materials and adjuncts		311119-Q	12/80	155.7	181.7	191.9	28.7	5.6
Specialty feeds		311119-R	06/91	136.9	146.3	150.7	10.8	3.0
Chicken and turkey feed, supplements, concentrates, and premixes		311119-1	12/80	106.6	113.4	118.2	23.3	4.2
Complete chicken feed, starter-growers and layer-breeders		311119-11	12/97	106.1	116.1	122.7	20.8	5.7
Complete chicken feed, broilers		311119-12	12/80	112.5	116.7	121.0	23.1	3.7
Turkey feed and chicken and turkey supplements, concentrates, and premixes		311119-13	12/97	119.8	130.4	135.2	26.9	3.7
Dairy cattle feed, complete		311119-4	12/80	119.9	135.7	136.3	8.2	.4
Dairy cattle feed supplements, concentrates, and premixes		311119-7	12/80	130.0	139.6	142.8	17.0	2.3
Secondary products and miscellaneous receipts		311119-SM						
Miscellaneous receipts		311119-M	12/80	151.8	169.5	177.6	26.3	4.8
Secondary products		311119-S	12/80	186.0	187.0	187.2	8.5	.1
Grain & oilseed milling	3112		12/03	121.8	132.8	139.1	26.8	4.7
Flour milling & malt mfg	31121		12/03	126.9	145.5	157.1	35.2	8.0
Flour Milling	311211		06/83	152.0	178.9	197.1	45.5	10.2
Primary products		311211-P	06/83	154.4	183.2	202.7	48.2	10.6
Prepared flour mixes, including refrigerated and frozen doughs and batters, made in flour mill		311211-A	06/83	154.5	156.3	159.5	2.6	2.0
Other grain mill products		311211-B	06/83	175.9	179.3	180.6	9.0	.7
Wheat flour (except flour mixes), made in flour mills		311211-1	06/83	174.0	208.9	234.5	59.0	12.3
All white flour types		311211-11	12/04	136.3	162.0	182.6	58.5	12.7
Whole wheat flour, incl. durum, semolina & bulgur		311211-18	12/04	129.3	166.4	181.2	62.1	8.9
Wheat mill products except flour		311211-4	06/83	77.3	118.3	131.9	74.0	11.5
Corn mill products		311211-7	06/83	109.5	113.7	120.2	9.6	5.7
Secondary products and miscellaneous receipts		311211-SM						
Secondary products		311211-S	06/83	(³)	(³)	(³)	(³)	(³)
Rice milling	311212		06/84	127.1	137.3	139.3	11.2	1.5
Primary products		311212-P	06/84	127.3	137.8	139.9	11.6	1.5
Milled rice and byproducts		311212-0	12/03	122.6	132.7	134.7	11.5	1.5
Head rice not packaged with other ingredients, packed in bags of 100 lb or more		311212-01	06/03	156.0	180.4	186.1	16.1	3.2
Head rice not packaged with other ingredients, packed in containers of 3lb or less		311212-02	06/03	123.3	128.8	128.7	5.7	-.1
Head rice not packaged with other ingredients, packed in all other containers		311212-03	06/03	151.5	164.4	165.6	12.0	.7
Milled rice (incl second heads, screenings, brewers, bran sharps, rice flour, & byproducts)		311212-04	06/03	185.6	180.4	180.7	4.5	.2
Secondary products and miscellaneous receipts		311212-SM						
Malt manufacturing	311213		06/85	120.5	122.5	125.1	10.7	2.1
Primary products		311213-P	06/85	121.0	123.0	125.5	10.7	2.0
Malt		311213-0	06/85	121.0	123.0	125.5	10.7	2.0
Starch & vegetable fats & oils mfg	31122		12/03	123.5	135.5	141.7	31.6	4.6
Wet corn milling	311221		06/85	167.5	174.3	177.4	14.5	1.8
Primary products		311221-P	06/85	158.6	167.9	171.0	19.7	1.8
Wet process corn byproducts		311221-A	06/85	118.1	158.1	168.0	44.3	6.3
Corn sweeteners		311221-1	06/85	176.8	177.1	176.6	17.0	-.3
Manufactured starch		311221-4	06/85	175.1	172.5	175.9	5.7	2.0
Secondary products and miscellaneous receipts		311221-SM						

See footnotes at end of table.

Table 5. Producer price indexes for the net output of selected industries and their products, not seasonally adjusted
—Continued

Industry and product ¹	Industry code	Product code	Index base	Index			Percent change to Dec. 2007 from:	
				Aug. 2007 ²	Nov. 2007 ²	Dec. 2007 ²	Dec. 2006	Nov. 2007
Wet corn milling—Continued								
Secondary products		311221-S	06/85	197.9	194.9	198.0	0.0	1.6
Soybean processing	311222		12/79	117.6	132.3	138.7	42.4	4.8
Primary products		311222-P	12/79	116.7	130.4	135.7	38.6	4.1
Soybean oil		311222-1	12/79	125.7	148.3	167.8	53.1	13.1
Crude soybean oil, degummed		311222-11	05/88	148.9	172.3	197.3	48.3	14.5
Soybean oil, all other types		311222-12	12/03	129.7	157.2	174.9	60.2	11.3
Soybean cake, meal, and other byproducts		311222-4	12/79	114.1	124.0	122.9	31.0	-.9
Secondary products and miscellaneous receipts		311222-SM						
Secondary products		311222-S	12/79	161.8	(³)	199.2	54.8	(³)
Other oilseed processing	311223		12/03	133.8	165.9	177.5	49.7	7.0
Primary products		311223-P	12/03	133.8	166.9	178.9	48.8	7.2
Cottonseed cake and meal and other byproducts		311223-A	06/85	265.5	305.3	310.5	6.0	1.7
Linseed oil		311223-D	01/99	83.3	123.6	147.1	119.9	19.0
Other vegetable oils		311223-G	12/85	188.4	218.6	231.8	36.4	6.0
Other vegetable oil mill products		311223-J	12/85	149.5	179.1	209.1	31.3	16.8
Cottonseed oil, once refined after alkali or caustic wash but before deodorizing		311223-4	06/85	202.7	254.4	274.1	83.3	7.7
Cotton linters		311223-7	06/85	140.1	180.5	188.1	52.7	4.2
Secondary products and miscellaneous receipts		311223-SM						
Miscellaneous receipts		311223-M	12/03	137.2	152.5	158.8	39.1	4.1
Secondary products		311223-S	12/03	136.7	164.8	174.6	66.9	5.9
Fats and oils refining and blending	311225		12/81	210.4	230.7	246.9	32.5	7.0
Primary products		311225-P	12/81	225.0	246.5	263.1	32.7	6.7
Shortening and cooking oils		311225-2	12/81	204.2	219.9	236.4	30.3	7.5
Baking or frying fats (shortening), 100 percent vegetable oil, edible		311225-21	02/04	98.6	99.6	104.0	7.3	4.4
Partially hydrogenated soybean cooking or salad oil, fully refined & deodorized		311225-24	02/04	123.5	133.0	146.0	40.9	9.8
All other fully refined shortening and cooking oils, edible		311225-25	12/03	124.4	132.8	139.4	29.4	5.0
Vegetable oil mills (processing purchased vegetable oils), except corn, cottonseed, and soybean		311225-27	12/89	147.5	165.9	180.9	37.1	9.0
Margarine, butter blends, and butter substitutes		311225-4	02/04	115.8	135.8	140.7	43.0	3.6
Secondary products and miscellaneous receipts		311225-SM						
Secondary products		311225-S	02/04	97.7	109.6	122.1	(³)	11.4
Breakfast cereal manufacturing	31123		12/03	109.3	108.6	109.4	1.0	.7
Breakfast cereal manufacturing	311230		12/83	181.9	180.7	182.0	1.0	.7
Primary products		311230-P	12/83	191.9	190.5	192.2	1.4	.9
Ready-to-serve breakfast cereal foods (except infant cereals)		311230-1	12/83	190.6	188.8	190.6	1.3	1.0
Ready to serve corn flakes and other corn breakfast foods (except infant cereals)		311230-11	12/83	190.9	189.3	190.9	1.4	.8
Ready to serve wheat flakes and other wheat breakfast foods (except infant cereals)		311230-12	12/83	192.2	191.2	192.2	3.9	.5
Ready to serve oat breakfast foods (except infant cereals)		311230-13	12/83	209.9	210.0	210.0	1.7	0
Ready to serve rice breakfast foods, breakfast preparations of other grains & mixed grains		311230-16	12/00	108.1	106.0	108.1	-.9	2.0
Other breakfast cereal foods		311230-4	12/00	110.0	111.9	112.0	1.8	.1
Secondary products and miscellaneous receipts		311230-SM						
Secondary products		311230-S	12/83	162.8	162.2	162.2	-.4	0
Sugar & confectionery product mfg	3113		12/84	156.2	155.0	156.1	2.0	.7
Sugar mfg	31131		12/03	108.7	103.9	107.4	-7.9	3.4
Sugarcane mills	311311		06/82	128.3	125.2	123.8	-.2	-1.1
Primary products		311311-P	06/82	127.4	124.1	122.8	-.2	-1.0
Raw cane sugar		311311-0	06/82	127.4	124.1	122.8	-.2	-1.0
Secondary products and miscellaneous receipts		311311-SM						
Cane sugar refining	311312		06/82	128.5	123.8	129.7	-8.9	4.8
Primary products		311312-P	06/82	128.5	123.9	129.9	-8.7	4.8
Refined granulated cane sugar and by-products		311312-0	06/82	128.5	123.9	129.9	-8.7	4.8
Secondary products and miscellaneous receipts		311312-SM						
Secondary products		311312-S	12/02	105.3	99.5	100.8	-15.9	1.3
Beet sugar manufacturing	311313		06/82	121.1	112.9	118.1	-10.7	4.6
Primary products		311313-P	06/82	124.0	115.4	120.7	-11.2	4.6
Beet sugar		311313-0	06/82	126.1	117.3	122.8	-11.1	4.7
Secondary products and miscellaneous receipts		311313-SM						
Choc & confectionery mfg from cacao beans	31132		12/03	107.8	108.2	108.6	4.4	.4
Confectionery manufacturing from cacao beans	311320		06/83	167.0	167.6	168.2	4.3	.4

See footnotes at end of table.

Table 5. Producer price indexes for the net output of selected industries and their products, not seasonally adjusted
—Continued

Industry and product ¹	Industry code	Product code	Index base	Index			Percent change to Dec. 2007 from:	
				Aug. 2007 ²	Nov. 2007 ²	Dec. 2007 ²	Dec. 2006	Nov. 2007
Confectionery manufacturing from cacao beans—Continued								
Primary products		311320-P	06/83	166.3	166.9	167.7	4.6	0.5
Chocolate coatings, made from cacao beans		311320-1	06/83	121.0	122.0	123.8	8.3	1.5
Chocolate and chocolate-type confectionery products, made from cacao beans		311320-4	06/83	195.1	195.3	195.3	3.8	0
Other chocolate and cocoa products, made from cacao beans		311320-7	06/83	168.6	169.8	171.3	4.4	.9
Sweetened chocolate, except coatings, made from cacao beans		311320-71	06/06	101.5	102.2	102.7	2.8	.5
Unsweetened choc & sweetened & unsweetened cocoa powder, ex. coatings, made from cacao beans		311320-72	06/06	99.9	100.6	100.7	1.2	.1
Cocoa butter, liquor, and cocoa base chocolate syrup, made from cacao beans		311320-73	06/06	107.5	108.4	110.7	9.8	2.1
Secondary products and miscellaneous receipts		311320-SM						
Secondary products		311320-S	06/83	144.0	144.0	(³)	(³)	(³)
Confectionery mfg from purchased chocolate	31133		12/03	110.5	110.6	110.8	6.2	.2
Confectionery mfg. from purchased chocolate	311330		12/03	110.5	110.6	110.8	6.2	.2
Primary products		311330-P	12/03	110.3	110.4	110.7	6.3	.3
Choc & choc-type confectionery products, made from purch choc not retailed at mfg location		311330-1	06/83	174.6	174.9	175.4	6.5	.3
Choc & choc-type confectionery products, made from purch choc retailed at mfg establishment		311330-2	12/03	107.8	106.4	106.6	1.5	.2
Secondary products and miscellaneous receipts		311330-SM						
Miscellaneous receipts		311330-M	12/03	106.8	107.5	107.3	.5	-.2
Secondary products		311330-S	12/03	114.7	114.7	114.4	9.2	-.3
Nonchocolate confectionery mfg	31134		12/03	116.0	116.0	116.1	2.4	.1
Nonchocolate Confectionery Manufacturing	311340		12/03	116.0	116.0	116.0	2.3	0
Primary products		311340-P	12/03	117.2	117.2	117.3	2.3	.1
Nonchocolate-type confectionery products		311340-1	06/83	172.5	172.5	172.7	2.2	.1
Chewing gum, bubble gum, and chewing gum base		311340-4	12/84	196.9	196.9	196.9	2.4	0
Other confectionery-type products		311340-7	06/91	131.7	(³)	131.6	1.6	(³)
Secondary products and miscellaneous receipts		311340-SM						
Miscellaneous receipts		311340-M	12/03	93.2	(³)	93.2	0	(³)
Secondary products		311340-S	12/03	112.0	112.0	112.0	4.7	0
Fruit & vegetable preserving & specialty food mfg	3114		12/84	147.5	148.6	149.7	2.7	.7
Frozen food manufacturing	31141		12/03	108.9	109.8	110.4	.6	.5
Frozen fruit and vegetable manufacturing	311411		06/81	174.4	174.3	176.4	-1.7	1.2
Primary products		311411-P	06/81	162.2	162.8	165.0	-.4	1.4
Frozen fruits, juices, ades, drinks, and cocktails		311411-1	06/81	164.5	158.2	162.7	-13.7	2.8
Frozen fruits		311411-11	12/90	174.6	175.4	182.8	17.0	4.2
Frozen concentrated orange juice, consumer, institutional, and bulk		311411-12	06/81	159.7	151.6	156.6	-19.4	3.3
Frozen vegetables		311411-4	06/81	164.3	168.6	169.8	8.2	.7
Frozen vegetables (asparagus, green beans, lima beans, broccoli, brussels sprouts, carrots, ca		311411-41	06/97	115.7	116.5	116.5	5.4	0
Frozen vegetable combinations (succotash, peas and carrots, mixed vegetables, vegetables with		311411-42	12/90	109.9	109.9	109.9	2.4	0
Frozen French-fried potatoes		311411-43	06/81	176.9	183.1	185.8	9.6	1.5
Other frozen potato products (patties, puffs etc.)		311411-44	06/81	172.0	178.0	175.8	10.6	-1.2
Secondary products and miscellaneous receipts		311411-SM						
Secondary products		311411-S	06/81	137.1	127.5	126.0	-19.0	-1.2
Frozen specialty food manufacturing	311412		12/82	146.0	148.2	148.2	2.6	0
Primary products		311412-P	12/82	148.8	151.3	151.3	2.5	0
Frozen dinners (beef, pork, and poultry pies) and nationality foods		311412-1	12/82	145.6	147.8	147.9	2.6	.1
Frozen pizza		311412-16	12/82	117.7	118.3	118.9	2.1	.5
Frozen nationality foods, except pizza		311412-17	06/05	104.7	106.3	106.1	2.2	-.2
Frozen dinners, entrees, and side dishes		311412-18	06/05	99.9	101.7	101.8	2.9	.1
Other frozen specialties		311412-4	06/91	122.1	124.8	124.2	2.3	-.5
Secondary products and miscellaneous receipts		311412-SM						
Miscellaneous receipts		311412-M	12/98	126.3	124.1	124.1	.6	0
Secondary products		311412-S	12/82	141.1	138.6	139.8	5.3	.9
Fruit & vegetable canning, pickling & drying	31142		12/03	112.2	113.1	114.0	4.0	.8
Fruit and vegetable canning	311421		06/81	164.5	166.3	166.9	3.9	.4
Primary products		311421-P	06/81	164.4	166.4	167.1	4.7	.4
Canned catsup and other tomato based sauces		311421-D	06/81	157.2	157.0	157.0	1.3	0
Canned jams, jellies and preserves		311421-G	06/81	164.3	165.1	165.1	2.8	0
Canned fruit juices, nectars and concentrates		311421-J	06/95	142.2	146.9	148.6	14.4	1.2
Fresh fruit juices and nectars		311421-N	06/95	122.8	123.6	123.6	6.5	0
Pickles and other pickled products		311421-Q	06/81	206.6	212.0	212.0	3.6	0
Canned fruits, except baby foods		311421-1	06/81	166.5	168.6	168.4	1.8	-.1

See footnotes at end of table.

Table 5. Producer price indexes for the net output of selected industries and their products, not seasonally adjusted
—Continued

Industry and product ¹	Industry code	Product code	Index base	Index			Percent change to Dec. 2007 from:	
				Aug. 2007 ²	Nov. 2007 ²	Dec. 2007 ²	Dec. 2006	Nov. 2007
Fruit and vegetable canning—Continued								
Canned vegetables, except hominy and mushrooms		311421-4	06/81	149.0	149.6	150.6	0.5	0.7
Secondary products and miscellaneous receipts		311421-SM						
Miscellaneous receipts		311421-M	06/81	124.7	(³)	124.7	9.1	(³)
Secondary products		311421-S	06/81	179.6	179.2	179.4	-4.7	.1
Specialty canning	311422							
Primary products		311422-P	12/82	191.4	190.6	192.3	1.9	.9
Canned soups and stews, except frozen and seafood		311422-A	12/82	196.4	195.3	197.4	1.5	1.1
Other canned specialties and nationality foods		311422-B	12/82	249.8	247.7	250.5	2.4	1.1
Canned baby foods, except cereal and biscuits		311422-1	12/82	139.1	131.5	139.0	3.3	5.7
Canned dry beans		311422-7	12/82	241.6	241.6	(³)	(³)	(³)
Secondary products and miscellaneous receipts		311422-SM	12/82	129.2	134.9	131.9	-3.2	-2.2
Secondary products		311422-S	12/82	166.5	166.2	167.1	3.0	.5
Dried and dehydrated food manufacturing	311423							
Primary products		311423-P	12/82	172.2	174.4	178.8	7.5	2.5
Soup mixes (incl oriental, dried and dehydrated, & freeze-dried) and bouillon ..		311423-1	12/82	173.0	173.1	177.1	6.8	2.3
Dried and dehydrated fruits and vegetables including freeze-dried		311423-5	12/82	150.2	150.2	151.1	4.6	.6
Macaroni & noodle products, purchased, packaged w/ other ingredients, ex		311423-7	12/82	179.5	179.7	186.0	8.2	3.5
canned or frozen		311423-7	06/98	117.8	117.8	118.2	2.6	.3
Secondary products and miscellaneous receipts		311423-SM						
Miscellaneous receipts		311423-M	09/86	187.6	217.5	(³)	(³)	(³)
Secondary products		311423-S	12/82	154.8	154.8	163.6	4.8	5.7
Dairy product mfg	3115		12/84	184.8	184.2	184.4	20.5	.1
Dairy product (except frozen) mfg	31151		12/03	135.4	134.5	134.6	22.9	.1
Fluid milk manufacturing	311511							
Primary products		311511-P	12/82	207.7	207.9	205.7	22.9	-1.1
Yogurt, except frozen		311511-A	12/82	202.8	203.2	200.8	25.1	-1.2
Perishable dairy product substitutes		311511-D	12/82	141.8	143.9	143.1	8.0	-6
Other packaged milk products		311511-D	12/91	128.8	129.0	129.0	3.9	0
Fluid milk and cream, bulk sales		311511-G	12/91	173.9	182.0	179.1	22.8	-1.6
Fluid milk and related products, packaged (incl. cartons, bottles, cans, etc.)		311511-1	12/91	144.2	137.6	138.5	21.9	.7
excl. U.H.T		311511-5	12/82	224.7	226.0	222.3	29.6	-1.6
Fluid milk, whole, packaged, except U.H.T		311511-51	12/82	218.9	219.3	215.4	30.8	-1.8
Fluid milk, lowfat, packaged, except U.H.T		311511-52	12/82	246.4	249.1	245.0	32.9	-1.6
Fluid milk, skim, packaged, except U.H.T		311511-53	12/82	257.8	261.8	254.7	34.0	-2.7
Other fluid milk related products, packaged, incl. cartons, bottles, cans,		311511-54	06/98	142.2	141.4	141.0	15.3	-.3
and dispenser cans		311511-7	12/82	231.5	234.9	231.2	32.2	-1.6
Cottage cheese (including bakers', pot, and farmers' cheese)		311511-7	12/82	231.5	234.9	231.2	32.2	-1.6
Secondary products and miscellaneous receipts		311511-SM						
Miscellaneous receipts		311511-M	12/82	214.3	211.2	213.6	11.7	1.1
Secondary products		311511-S	12/82	184.0	184.5	181.6	18.2	-1.6
Creamery butter manufacturing	311512							
Primary products		311512-P	06/84	121.1	114.1	112.7	10.1	-1.2
Creamery butter manufacturing		311512-0	06/84	108.1	100.6	98.2	5.7	-2.4
Secondary products and miscellaneous receipts		311512-SM	06/84	108.1	100.6	98.2	5.7	-2.4
Secondary products		311512-S	06/84	144.3	140.3	142.7	22.1	1.7
Cheese manufacturing	311513							
Primary products		311513-P	06/81	181.1	180.3	183.7	28.2	1.9
Raw liquid whey		311513-A	06/81	165.2	172.1	176.2	32.4	2.4
Natural cheese (cheddar, Swiss, Italian, brick, cream, grated, dried etc.) excl		311513-1	12/04	289.3	283.9	278.2	93.9	-2.0
cottage cheese		311513-1	06/81	158.0	163.5	169.1	34.6	3.4
Natural cheese, except lowfat, shipped in consumer packages or		311513-1111	12/04	103.0	106.4	104.7	10.6	-1.6
containers (3 lbs or less)		311513-1121	12/04	113.4	116.9	123.7	47.4	5.8
Natural cheese, except lowfat, shipped in packages or containers (more		311513-1151	12/04	117.6	125.3	129.6	44.3	3.4
than 3 lbs) or bulk		311513-4	06/81	162.5	173.5	169.9	22.1	-2.1
Low fat natural cheese, except cottage cheese, shipped in all sizes		311513-7	12/04	108.1	114.5	130.9	34.5	14.3
Processed cheese and related products		311513-SM						
Cheese substitutes and imitations		311513-M	06/81	247.5	210.3	209.0	26.8	-.6
Secondary products and miscellaneous receipts		311513-S	06/81	211.4	173.6	173.3	4.5	-.2
Miscellaneous receipts		311513-S	06/81	211.4	173.6	173.3	4.5	-.2
Secondary products		311513-S	06/81	211.4	173.6	173.3	4.5	-.2
Dry, condensed, and evaporated dairy products	311514							
Primary products		311514-P	12/83	189.0	183.7	182.5	13.3	-.7
Ice cream mixes and related products		311514-A	12/83	219.0	212.5	211.1	15.2	-.7
Dairy product substitutes		311514-D	04/00	(³)	(³)	(³)	(³)	(³)
Dry milk products and mixtures		311514-1	06/92	141.7	146.1	145.8	5.0	-.2
Canned milk products (consumer-type cans), except substitutes		311514-1	12/83	228.5	213.5	212.2	22.8	-.6
Concentrated milk products shipped in bulk (barrels, drums, and tanks)		311514-5	12/83	224.0	223.8	224.0	4.8	.1
Secondary products and miscellaneous receipts		311514-7	12/83	222.3	222.6	207.6	50.5	-6.7
Secondary products		311514-SM						

See footnotes at end of table.

Table 5. Producer price indexes for the net output of selected industries and their products, not seasonally adjusted
—Continued

Industry and product ¹	Industry code	Product code	Index base	Index			Percent change to Dec. 2007 from:	
				Aug. 2007 ²	Nov. 2007 ²	Dec. 2007 ²	Dec. 2006	Nov. 2007
Dry, condensed, and evaporated dairy products—Continued								
Miscellaneous receipts		311514-M	12/83	148.7	148.5	147.0	8.3	-1.0
Secondary products		311514-S	12/83	104.7	102.2	101.6	4.2	-.6
Ice cream and frozen dessert mfg	31152		12/03	111.3	113.4	113.6	5.5	.2
Ice cream and frozen dessert manufacturing	311520		06/83	178.8	182.3	182.6	5.5	.2
Primary products		311520-P	06/83	180.5	183.5	184.1	4.9	.3
Ice cream and frozen dessert manufacturing		311520-0	06/83	180.5	183.5	184.1	4.9	.3
Ice cream, excl. lowfat and nonfat (incl custards), shipped in bulk (containers 3 gal or more)		311520-01	06/83	189.3	191.0	192.0	7.1	.5
Ice cream, excl. lowfat and nonfat (incl custards), shipped in sizes (less than 3 gal)		311520-02	06/83	185.9	189.3	190.1	4.5	.4
Ice cream, excluding lowfat and nonfat (including custards), novelty forms ...		311520-03	06/92	131.3	132.1	132.2	4.3	.1
Lowfat and nonfat ice cream (including custards)		311520-04	12/98	113.6	114.2	115.6	4.8	1.2
Other frozen desserts (yogurt, sherbet, water ices, mellorine, frozen pudding etc.)		311520-05	12/98	121.9	126.6	126.3	5.7	-.2
Secondary products and miscellaneous receipts		311520-SM						
Miscellaneous receipts		311520-M	06/83	181.9	190.7	188.9	10.9	-.9
Secondary products		311520-S	06/83	156.7	159.6	159.0	7.6	-.4
Animal slaughtering & processing	31161		12/84	140.3	134.9	135.5	3.8	.4
Animal, except poultry, slaughtering	311611		12/80	142.3	134.8	137.4	3.3	1.9
Primary products		311611-P	12/80	144.8	135.8	138.5	2.4	2.0
Pork, not canned or made into sausage, made in slaughtering plants		311611-A	12/80	143.9	127.0	126.8	-.9	-.2
Lard, made in slaughtering plants		311611-D	12/80	334.4	312.9	312.9	45.8	0
Pork, processed or cured, not canned or made into sausage, made in slaughtering plants		311611-G	12/80	141.8	134.9	136.2	-2.7	1.0
Sausages and similar products, except canned, made in slaughtering plants ...		311611-J	12/80	143.2	144.7	143.8	2.8	-.6
Hides, skins, and pelts, made in slaughtering plants		311611-Q	12/80	170.9	166.7	165.4	-5.9	-.8
Miscellaneous byproducts of slaughtering plants		311611-R	12/80	227.8	236.2	229.3	45.4	-2.9
Beef not canned or made into sausage, made in slaughtering plants		311611-1	12/80	138.0	130.3	134.8	2.5	3.5
Whole or half carcass & primal beef cuts not canned or made into sausage; mitse		311611-11	12/80	148.7	141.2	145.6	1.0	3.1
Subprimal & fabricated beef cuts however packed incl. plastic lined boxes; mitse		311611-12	12/95	138.5	129.5	137.4	3.8	6.1
Fresh/frozen boneless beef incl hamburger, not canned/made into sausage; mitse		311611-13	12/80	104.0	96.9	95.8	1.1	-1.1
Other fresh/frozen beef incl. corned or organ cuts, not canned or sausage; mitse		311611-14	12/80	109.9	124.9	113.7	-1.9	-9.0
Lamb and mutton, not canned or made into sausage, made in slaughtering plants		311611-7	12/95	135.2	134.6	136.5	7.6	1.4
Secondary products and miscellaneous receipts		311611-SM						
Miscellaneous receipts		311611-M	06/01	114.2	117.7	120.8	6.4	2.6
Secondary products		311611-S	12/80	83.8	93.1	92.8	26.8	-.3
Meat processed from carcasses	311612		12/82	141.6	136.8	136.2	-.2	-.4
Primary products		311612-P	12/82	137.1	132.3	131.2	-.2	-.8
Other processed, frozen, or cooked meats, made from purchased carcasses ..		311612-A	12/82	140.5	134.2	133.6	.4	-.4
Frozen ground meat patties, made from purchased carcasses		311612-A2	12/88	132.6	126.3	124.6	2.5	-1.3
Frozen portion control meats, made from purchased carcasses		311612-A3	12/88	130.8	132.0	132.3	2.9	.2
Pork rind pellets, other processed, frozen or cooked meats, made from purchased carcasses		311612-A4	12/88	123.6	116.2	116.3	-1.8	.1
Pork, processed or cured, not canned or made into sausage, made from purchased carcasses		311612-1	12/82	119.4	113.6	111.1	-4.1	-2.2
Sausage and similar products, except canned, made from purchased carcasses		311612-4	12/82	143.6	142.1	141.1	1.2	-.7
Fresh sausage (pork sausage, breakfast links etc.), not canned, made from purchased carcasses		311612-41	12/82	164.7	159.2	158.0	.9	-.8
Dry or semidry sausage and similar products (salami, etc.), made from purchased carcasses		311612-42	12/82	136.6	136.4	136.1	1.5	-.2
Frankfurters, including wieners, except canned, made from purchased carcasses		311612-43	12/82	152.6	151.0	151.0	1.8	0
Other sausage, smoked or cooked, (bologna etc.), and jellied goods and similar preparations		311612-44	12/82	132.2	131.7	129.8	.9	-1.4
Canned meats (except dog, cat, and baby food), made from purchased carcasses		311612-7	12/82	134.3	134.3	134.4	6.2	.1
Secondary products and miscellaneous receipts		311612-SM						
Miscellaneous receipts		311612-M	12/82	179.3	171.2	181.9	.8	6.3
Secondary products		311612-S	12/82	147.7	145.7	145.7	-.1	0
Rendering and meat byproduct processing	311613		12/82	166.2	191.0	194.1	39.9	1.6
Primary products		311613-P	12/82	159.7	184.2	188.0	39.8	2.1
Lard and other greases, except wool grease		311613-1	12/82	197.9	222.5	218.9	37.1	-1.6
Animal and marine feed and fertilizer byproducts		311613-5	12/82	130.0	152.0	158.2	41.1	4.1
Meat and bone meal		311613-51	12/82	115.7	123.6	130.6	47.6	5.7

See footnotes at end of table.

Table 5. Producer price indexes for the net output of selected industries and their products, not seasonally adjusted

—Continued

Industry and product ¹	Industry code	Product code	Index base	Index			Percent change to Dec. 2007 from:	
				Aug. 2007 ²	Nov. 2007 ²	Dec. 2007 ²	Dec. 2006	Nov. 2007
Rendering and meat byproduct processing—Continued								
Animal and marine feed and fertilizer byproducts, except meat and bone meal		311613-52	12/82	160.7	197.3	203.8	38.1	3.3
Secondary products and miscellaneous receipts		311613-SM						
Miscellaneous receipts		311613-M	12/82	178.6	202.9	(³)	(³)	(³)
Secondary products		311613-S	12/82	175.0	185.9	190.3	6.5	2.4
Poultry processing	311615		12/81	142.0	137.6	136.4	5.8	-.9
Primary products		311615-P	12/81	144.2	139.5	138.3	6.1	-.9
Processed poultry and small game (except soups) containing 20 percent or more poultry or meat		311615-D	12/81	137.0	138.3	137.8	1.1	-.4
Young chickens (usually under 20 weeks of age), whole or parts		311615-1	12/81	152.7	143.5	143.7	7.4	.1
Wet ice pack broilers and fryers (usually under 20 weeks of age), bulk		311615-11	12/81	167.6	162.6	165.0	15.3	1.5
Tray pack (consumer packaged) broilers and fryers (usually under 20 weeks of age), chilled		311615-13	12/81	126.2	126.5	124.9	10.1	-1.3
Other broilers and fryers (usually under 20 weeks of age), including frozen ..		311615-14	12/81	159.6	142.9	143.3	-1.7	.3
Bulk dry ice packed broilers and fryers, and roasters, and capons incl. frozen		311615-16	12/81	132.5	119.9	117.9	8.7	-1.7
Turkeys (including frozen, whole or parts)		311615-7	12/81	126.1	136.5	124.9	8.0	-8.5
Secondary products and miscellaneous receipts		311615-SM						
Secondary products		311615-S	12/81	61.6	60.5	60.5	-7.8	0
Seafood product preparation & packaging	3117		12/03	111.9	113.6	116.3	7.2	2.4
Seafood product preparation and packaging	31171		12/03	111.9	113.6	116.3	7.2	2.4
Seafood canning	311711		12/84	123.3	121.2	121.0	-2.9	-.2
Primary products		311711-P	12/84	127.0	124.9	124.6	-2.0	-.2
Canned and cured fish and seafood, including soups, stews, and chowders ..		311711-0	12/84	127.0	124.9	124.6	-2.0	-.2
Secondary products and miscellaneous receipts		311711-SM						
Miscellaneous receipts		311711-M	06/97	96.4	(³)	(³)	(³)	(³)
Secondary products		311711-S	12/84	140.6	135.8	136.4	-13.3	.4
Fresh and frozen seafood processing	311712		12/82	180.0	183.7	188.6	8.9	2.7
Primary products		311712-P	12/82	185.4	189.3	193.9	9.7	2.4
Prepared fresh fish and other fresh seafood		311712-1	12/82	249.2	244.8	259.0	13.1	5.8
Prepared frozen fish		311712-2	12/82	198.9	203.2	206.6	8.1	1.7
Prepared frozen shellfish		311712-3	12/96	112.4	115.8	117.5	8.4	1.5
Prepared frozen shrimp (raw, cooked, and breaded)		311712-31	12/96	82.3	85.1	87.4	8.8	2.7
Prepared frozen shellfish (lobster, crab, other shrimp products)		311712-32	12/96	151.5	154.5	152.5	7.4	-1.3
Other prepared frozen seafoods		311712-4	12/96	119.9	128.1	129.6	11.6	1.2
Prepared frozen surimi and other prepared frozen seafoods		311712-41	06/06	100.7	105.3	107.1	12.3	1.7
Fresh or frozen fish and marine animal oil, scrap, and meal		311712-42	06/06	99.4	113.1	112.9	10.1	-.2
Secondary products & miscellaneous receipts		311712-SM						
Miscellaneous receipts		311712-M	12/82	141.5	144.8	147.3	2.6	1.7
Secondary products		311712-S	12/82	92.5	91.4	104.3	3.4	14.1
Bakeries & tortilla mfg	3118		12/03	109.5	112.2	112.6	5.4	.4
Bread & bakery product mfg	31181		12/03	110.9	113.9	114.4	5.4	.4
Retail bakeries	311811		12/03	105.6	107.1	107.0	.7	-.1
Primary products		311811-P	12/99	118.0	119.4	119.4	.6	0
Retail bakery products		311811-0	12/99	118.0	119.4	119.4	.6	0
Secondary products and miscellaneous receipts		311811-SM						
Miscellaneous receipts		311811-M	06/07	99.9	102.5	101.9	(³)	-.6
Commercial bakeries	311812		06/80	252.9	260.9	262.0	6.2	.4
Primary products		311812-P	06/80	257.0	265.5	266.1	5.8	.2
Pies(fruit, cream, and custard), except frozen		311812-A	06/80	258.2	260.1	260.1	-1.0	0
Other sweet goods, except frozen		311812-D	06/80	241.7	249.0	247.9	2.8	-.4
Bread (white, wheat, rye, etc.), including frozen		311812-1	06/80	267.9	279.5	280.1	7.3	.2
Rolls (bread-type), muffins, bagels and croissants		311812-5	06/80	242.5	249.6	250.7	6.3	.4
Soft cakes, except frozen		311812-7	06/80	267.1	271.7	272.8	4.1	.4
Secondary products and miscellaneous receipts		311812-SM						
Miscellaneous receipts		311812-M	06/80	235.2	239.2	241.9	10.4	1.1
Secondary products		311812-S	06/80	186.6	189.6	197.0	6.6	3.9
Frozen cakes and other pastries manufacturing	311813		06/91	139.5	140.8	141.8	4.5	.7
Primary products		311813-P	12/82	196.8	198.2	198.4	3.2	.1
Frozen bakery product manufacturing		311813-0	12/82	196.8	198.2	198.4	3.2	.1
Secondary products and miscellaneous receipts		311813-SM						
Secondary products		311813-S	06/91	131.2	133.7	138.1	10.3	3.3
Cookie, cracker & pasta mfg	31182		12/03	107.0	109.0	109.3	5.1	.3
Cookie and cracker manufacturing	311821		06/83	192.7	194.6	194.4	2.7	-.1

See footnotes at end of table.

Table 5. Producer price indexes for the net output of selected industries and their products, not seasonally adjusted
—Continued

Industry and product ¹	Industry code	Product code	Index base	Index			Percent change to Dec. 2007 from:	
				Aug. 2007 ²	Nov. 2007 ²	Dec. 2007 ²	Dec. 2006	Nov. 2007
Cookie and cracker manufacturing—Continued								
Primary products		311821-P	06/83	194.8	196.9	196.7	2.7	-0.1
Crackers, biscuits, and related products		311821-2	06/83	216.4	216.4	216.4	2.1	0
Cookies, wafers, and ice cream cones and cups (except frozen)		311821-4	06/83	178.8	182.2	181.8	3.1	-2
Secondary products and miscellaneous receipts		311821-SM						
Miscellaneous receipts		311821-M	06/83	168.0	(³)	(³)	(³)	(³)
Secondary products		311821-S	06/83	174.7	174.9	174.9	2.5	0
Mixes and dough made from purchased flour								
Primary products	311822	311822-P	06/85	147.2	151.2	152.2	8.3	.7
Prepared flour mixes (incl refrigerated & frozen doughs & batters) made from purchased flour		311822-0	06/85	144.0	147.8	148.3	6.8	.3
Cake mixes, incl gingerbread, made from purchased flour		311822-01	06/92	111.7	113.9	113.9	3.4	0
Flour mixes (refrigerated & frozen doughs & batters), ex cake mixes, made from purchased flour		311822-02	06/85	136.4	140.1	140.7	7.6	.4
Secondary products and miscellaneous receipts		311822-SM						
Miscellaneous receipts		311822-M	06/85	175.6	192.7	192.7	10.9	0
Secondary products		311822-S	06/85	159.5	162.2	166.2	15.2	2.5
Dry pasta manufacturing								
Primary products	311823	311823-P	06/85	134.0	141.4	144.4	12.0	2.1
Dry macaroni, spaghetti and egg noodle products, mitse (except canned or frozen)		311823-0	06/85	135.3	142.8	146.0	12.3	2.2
Secondary products and miscellaneous receipts		311823-SM						
Tortilla mfg								
Tortilla manufacturing	311830		12/03	113.3	116.0	116.0	8.2	0
Primary products		311830-P	06/91	138.8	142.7	142.7	9.7	0
Tortillas, sold in bulk or packages, not frozen or canned		311830-0	06/91	138.8	142.7	142.7	9.7	0
Secondary products and miscellaneous receipts		311830-SM						
Other food manufacturing								
Snack food mfg	31191		12/03	109.4	111.3	111.6	3.3	.3
Roasted nuts and peanut butter manufacturing								
Primary products	311911	311911-P	12/03	109.7	109.1	110.0	-5	.8
Nuts and seeds (salted, roasted, cooked, or blanched)		311911-1	06/91	145.9	145.0	146.6	-5	1.1
Nuts (salted, roasted, cooked, or blanched), sold in bulk		311911-11	06/91	149.7	147.0	149.7	-1.9	1.8
Canned nuts (salted, roasted, cooked, or blanched)		311911-12	06/91	106.9	107.6	107.6	4.2	0
All other packaged nuts, and all seeds (salted, roasted, cooked, or blanched)		311911-13	06/91	140.5	142.5	142.5	-1.6	0
Peanut butter		311911-4	12/85	141.9	141.9	141.9	0	0
Secondary products and miscellaneous receipts		311911-SM						
Secondary products		311911-S	06/91	100.2	99.7	99.7	-6	0
Other snack food manufacturing								
Primary products	311919	311919-P	06/91	135.6	139.3	139.4	5.0	.1
Potato chips and sticks, plain and flavored		311919-1	12/85	155.6	159.8	159.8	4.9	0
Corn chips and related products		311919-4	12/85	142.0	144.6	144.8	3.5	.1
Tortilla chips		311919-41	12/06	101.3	103.0	103.3	3.3	.3
Corn curls and related products		311919-43	06/91	113.9	118.3	116.4	5.5	-1.6
Other chips, sticks (hard pretzels, bacon rinds, popcorn (except candied), etc.)		311919-7	12/03	108.4	108.7	108.7	2.5	0
Secondary products and miscellaneous receipts		311919-SM						
Miscellaneous receipts		311919-M	06/91	146.9	150.6	151.3	7.1	.5
Coffee & tea mfg								
Coffee and tea manufacturing	311920		06/81	174.0	179.4	179.1	7.2	-2
Primary products		311920-P	06/81	165.4	170.2	170.1	7.2	-1
Roasted coffee		311920-1	06/81	169.7	175.0	174.8	8.1	-1
Whole bean roasted coffee		311920-11	06/81	208.0	208.7	208.7	6.5	0
Ground roasted coffee		311920-19	06/81	165.7	171.7	171.5	8.3	-1
Coffee, concentrated, and coffee substitutes		311920-5	06/81	153.3	160.9	160.9	5.0	0
Tea in consumer packages		311920-7	12/85	128.3	128.3	128.3	4.3	0
Secondary products and miscellaneous receipts		311920-SM						
Miscellaneous receipts		311920-M	12/00	123.4	128.4	127.2	8.2	-9
Secondary products		311920-S	06/81	282.8	300.7	300.7	7.9	0
Flavoring syrup & concentrate mfg								
Flavoring syrup and concentrate manufacturing	311930		12/85	161.9	162.8	162.9	2.8	.1
Primary products		311930-P	12/85	168.7	169.6	169.8	2.8	.1
Liquid beverage bases not for use by soft drink bottlers		311930-1	12/85	160.7	159.0	162.1	(³)	1.9
Liquid beverage bases, concentrates & syrups for sale by soft drink bottlers		311930-4	12/85	196.4	198.8	198.8	5.2	0

See footnotes at end of table.

Table 5. Producer price indexes for the net output of selected industries and their products, not seasonally adjusted
—Continued

Industry and product ¹	Industry code	Product code	Index base	Index			Percent change to Dec. 2007 from:	
				Aug. 2007 ²	Nov. 2007 ²	Dec. 2007 ²	Dec. 2006	Nov. 2007
Flavoring syrup and concentrate manufacturing—Continued								
Other flavoring agents (except chocolate syrups)		311930-8	12/85	130.5	130.6	130.5	0.0	-0.1
Secondary products and miscellaneous receipts		311930-SM						
Miscellaneous receipts		311930-M	12/85	105.4	105.4	105.4	1.8	0
Secondary products		311930-S	06/07	100.0	100.0	(³)	(³)	(³)
Seasoning & dressing mfg	31194		12/03	107.5	109.7	109.7	6.1	0
Mayonnaise, dressing, and sauce manufacturing	311941		12/03	111.2	114.4	114.5	8.6	.1
Primary products		311941-P	06/81	199.2	203.5	203.9	7.0	.2
Vinegar and cider		311941-1	12/85	123.8	127.3	127.3	9.8	0
Prepared sauces, except tomato		311941-4	06/81	172.7	172.7	172.7	1.4	0
Prepared mustard		311941-41	06/07	100.0	100.0	100.0	(³)	0
Other prepared sauces, except tomato (worcestershire,soy, horseradish, meat,veg, seafood, etc.		311941-42	06/07	100.9	100.9	100.9	(³)	0
Mayonnaise, salad dressings, and sandwich spreads		311941-7	06/81	200.7	207.1	207.6	9.6	.2
Spoon-type salad & other dressing (incl refrig & all other semisolid-type dressing) & mayo		311941-T	06/07	104.0	108.2	108.6	(³)	.4
Pourable salad dressing (including reduced calorie, cheese, vinegar and oil etc.)		311941-74	06/07	100.9	102.5	102.5	(³)	0
Secondary products and miscellaneous receipts		311941-SM						
Miscellaneous receipts		311941-M	06/94	107.9	107.9	107.9	5.0	0
Secondary products		311941-S	06/81	168.1	178.4	178.3	15.4	-1
Spice and extract manufacturing	311942		12/03	102.9	103.9	103.8	3.5	-1
Primary products		311942-P	12/03	102.2	103.5	103.4	4.3	-1
Table salt (evaporated), pepper (white and black), and other spices		311942-1	06/85	156.7	159.5	159.4	7.6	-1
Table salt (evaporated), pepper (white and black)		311942-11	06/07	107.8	107.6	107.1	(³)	-5
Other spices in consumer sizes (less than 1 lb)		311942-12	06/07	101.4	101.4	101.4	(³)	0
Other spices in commercial sizes (1 lb or more)		311942-13	06/07	100.0	103.9	103.9	(³)	0
Flavoring extracts, emulsions, and other liquid flavors and food colorings (except synthetic)		311942-5	12/85	134.5	135.2	135.2	1.5	0
Dry mix food preparations		311942-7	06/91	124.5	125.9	125.7	2.0	-2
Dry dip, salad dressing, and seasoning mixes		311942-71	06/07	100.2	101.8	101.6	(³)	-2
Dry gravy and sauce mixes and frosting mixes		311942-72	06/07	100.0	100.0	100.0	(³)	0
Secondary products and miscellaneous receipts		311942-SM						
Miscellaneous receipts		311942-M	12/03	113.9	112.4	112.4	-1.3	0
Secondary products		311942-S	12/03	106.2	106.2	106.3	.2	.1
All other food mfg	31199		12/03	107.9	110.8	112.6	7.9	1.6
Perishable prepared food manufacturing	311991		12/03	104.8	107.8	111.1	4.8	3.1
Primary products		311991-P	12/85	157.6	162.7	162.3	2.4	-2
Perishable prepared food manufacturing		311991-0	12/85	157.6	162.7	162.3	2.4	-2
Other perishable prepared food not frozen or canned, incl. pizza, fresh pasta, noodles, & tof		311991-0B	12/01	102.2	102.2	(³)	(³)	(³)
Salads sold in bulk or packages, not frozen or canned		311991-01	12/01	108.7	109.6	109.6	-2.1	0
Sandwiches, made from bread, sold in bulk or packages, not frozen or canned		311991-02	12/01	115.2	114.2	114.3	-3.0	.1
Vegetables & potatoes peeled or cut for the trade, in bulk or packages, not frozen or canned		311991-03	12/01	123.6	139.0	137.7	11.8	-9
Tamales and other Mexican food specialties sold in bulk or packages, not frozen or canned		311991-04	12/01	110.8	112.2	112.2	4.9	0
Secondary products and miscellaneous receipts		311991-SM						
Miscellaneous receipts		311991-M	12/03	101.2	(³)	151.3	41.0	(³)
All other miscellaneous food manufacturing	311999		12/03	109.9	112.8	113.7	9.4	.8
Primary products		311999-P	12/03	110.4	113.7	114.9	11.0	1.1
Egg processing		311999-G	12/81	131.6	142.8	149.2	45.4	4.5
Flavoring powders, tablets, and paste (including dry mix cocktails)		311999-J	12/03	105.3	106.6	106.6	1.4	0
Other food preparations		311999-N	12/85	158.9	159.3	159.8	-6	.3
Desserts (ready-to-mix)		311999-1	01/02	122.1	122.1	(³)	(³)	(³)
Sweetening syrups and molasses		311999-4	12/85	140.2	142.6	(³)	(³)	(³)
Secondary products and miscellaneous receipts		311999-SM						
Miscellaneous receipts		311999-M	12/03	110.7	110.7	110.7	0	0
Secondary products		311999-S	12/03	104.3	104.3	104.3	1.3	0
Beverage & tobacco mfg	312		12/03	109.9	111.2	111.2	4.0	0
Beverage mfg	3121		12/84	155.9	157.2	156.8	1.6	-3
Soft drink & ice mfg	31211		12/03	110.1	111.3	110.6	2.5	-6
Soft drink manufacturing	312111		06/81	178.7	180.7	179.7	2.8	-6
Primary products		312111-P	06/81	178.9	181.2	180.0	3.1	-7
Non-carbonated soft drinks		312111-A	12/00	122.8	123.8	122.4	8.9	-1.1
Bottled carbonated soft drinks		312111-1	12/96	137.2	138.8	137.9	3.3	-6

See footnotes at end of table.

Table 5. Producer price indexes for the net output of selected industries and their products, not seasonally adjusted
—Continued

Industry and product ¹	Industry code	Product code	Index base	Index			Percent change to Dec. 2007 from:	
				Aug. 2007 ²	Nov. 2007 ²	Dec. 2007 ²	Dec. 2006	Nov. 2007
Soft drink manufacturing—Continued								
Canned carbonated soft drinks		312111-4	12/96	113.8	115.8	115.4	-1.5	-0.3
Secondary products and miscellaneous receipts		312111-SM						
Miscellaneous receipts		312111-M	06/81	171.6	173.1	172.1	-1.1	-.6
Secondary products		312111-S	06/81	212.7	213.2	214.2	3.6	.5
Bottled water manufacturing	312112							
Primary products		312112-P	12/03	99.0	99.2	99.0	-2.0	-.2
Bottled water		312112-0	12/03	98.9	99.1	99.0	-2.2	-.1
Secondary products and miscellaneous receipts		312112-SM	12/00	97.1	97.3	97.2	-2.2	-.1
Ice manufacturing	312113							
Primary products		312113-P	12/85	180.2	180.8	180.8	2.3	0
Ice manufacturing		312113-0	12/85	171.6	172.2	172.2	2.4	0
Secondary products and miscellaneous receipts		312113-SM	12/03	115.0	115.4	115.4	2.5	0
Miscellaneous receipts		312113-M	08/98	103.4	103.7	103.7	.3	0
Breweries	31212		12/03	103.9	104.8	104.8	-.9	0
Breweries	312120		06/82	155.8	157.2	157.2	-.9	0
Primary products		312120-P	06/82	155.8	157.3	157.3	-.9	0
Bottled beer and ale case goods		312120-A	06/82	134.7	136.4	136.4	-1.1	0
Canned beer and ale case goods		312120-1	06/82	164.4	165.8	165.8	-2.2	0
Beer and ale in barrels and kegs		312120-7	06/82	193.8	193.8	193.8	4.1	0
All other malt beverages and brewing products		312120-9	06/82	187.7	187.7	187.7	6.1	0
Secondary products and miscellaneous receipts		312120-SM						
Miscellaneous receipts		312120-M	12/02	107.0	(³)	(³)	(³)	(³)
Wineries	31213		12/03	112.8	112.7	112.7	1.3	0
Wineries	312130		12/83	156.8	156.6	156.6	1.2	0
Primary products		312130-P	12/83	160.3	160.1	160.2	1.3	.1
Wines, brandy, and brandy spirits		312130-0	12/98	114.5	114.3	114.4	1.2	.1
Other wines, brandy, and brandy spirits		312130-0B	06/06	101.0	100.9	100.9	.7	0
White grape wines, 14 percent or less		312130-01	12/83	138.3	137.8	138.1	1.9	.2
Red grape wines, 14 percent or less		312130-02	12/83	195.5	195.7	195.8	1.3	.1
Secondary products and miscellaneous receipts		312130-SM						
Miscellaneous receipts		312130-M	12/91	136.2	137.1	133.5	.7	-2.6
Distilleries	31214		12/03	107.0	107.0	107.3	4.9	.3
Distilleries	312140		06/83	176.2	176.1	176.6	4.9	.3
Primary products		312140-P	06/83	171.6	171.5	172.0	5.0	.3
Bottled liquor, except brandy		312140-4	06/83	182.3	182.6	182.5	2.3	-.1
Secondary products and miscellaneous receipts		312140-SM						
Secondary products		312140-S	12/97	(³)	(³)	(³)	(³)	(³)
Tobacco mfg	3122		12/84	428.9	437.0	439.4	8.7	.5
Tobacco stemming & redrying	31221		06/84	113.2	111.6	111.6	2.0	0
Tobacco stemming and redrying	312210		06/84	113.2	111.6	111.6	2.0	0
Primary products		312210-P	06/84	108.7	107.2	107.2	2.1	0
Unstemmed leaf tobacco, redried before packing		312210-1	12/03	107.6	104.4	104.4	-1.1	0
Tobacco, stemmed		312210-4	06/84	102.7	102.7	102.7	3.8	0
Tobacco product mfg	31222		12/82	467.7	476.7	479.3	8.8	.5
Cigarette Manufacturing	312221		12/82	469.2	479.1	480.8	9.2	.4
Primary products		312221-P	12/82	480.7	490.8	492.6	9.2	.4
Cigarettes, including nontobacco cigarettes		312221-0	12/04	112.6	115.0	115.4	9.2	.3
Other tobacco product manufacturing	312229		12/03	110.5	110.6	113.2	5.1	2.4
Primary products		312229-P	12/03	111.6	111.7	114.4	5.2	2.4
Cigars		312229-1	12/82	360.8	362.6	362.3	4.3	-.1
Chewing and smoking tobacco		312229-4	12/82	440.6	440.6	455.4	5.3	3.4
Smoking tobacco		312229-41	12/05	104.8	104.8	104.8	.8	0
Looseleaf chewing tobacco, snuff, and all other chewing tobacco		312229-42	12/05	103.8	103.8	108.1	6.3	4.1
Secondary products and miscellaneous receipts		312229-SM						
Textile mills	313		12/03	108.6	109.5	109.6	2.6	.1
Fiber, yarn, and thread mills	3131		12/84	115.3	116.1	116.2	3.8	.1
Fiber, yarn, and thread mills	31311		12/84	115.3	116.1	116.2	3.8	.1
Yarn spinning mills	313111		12/82	102.5	103.0	103.2	3.6	.2

See footnotes at end of table.

Table 5. Producer price indexes for the net output of selected industries and their products, not seasonally adjusted
—Continued

Industry and product ¹	Industry code	Product code	Index base	Index			Percent change to Dec. 2007 from:	
				Aug. 2007 ²	Nov. 2007 ²	Dec. 2007 ²	Dec. 2006	Nov. 2007
Yarn spinning mills—Continued								
Primary products		313111-P	12/82	102.1	102.7	102.9	3.6	0.2
Scouring and combing mill products		313111-C	12/03	119.3	121.9	123.0	19.4	.9
Carded cotton yarns		313111-1	12/82	76.8	78.4	78.4	5.1	0
Combed cotton yarns		313111-3	12/82	94.8	96.1	96.6	.9	.5
Spun noncellulosic fiber and other natural fiber yarns		313111-6	12/96	111.6	110.8	111.2	2.2	.4
Polyester spun yarn		313111-6551	12/96	104.8	104.6	105.4	1.0	.8
All other spun noncellulosic fiber and silk yarns		313111-6661	12/96	115.0	113.6	113.7	3.5	.1
Wool yarns		313111-9	12/96	130.8	131.3	(³)	(³)	(³)
Secondary products and miscellaneous receipts		313111-SM						
Yarn texturizing and twisting mills								
Primary products	313112		12/82	143.2	144.4	144.4	4.3	0
Thrown filament yarns, except textured		313112-P	12/82	143.7	144.9	144.9	4.2	0
Textured/crimped/bulked filament yarns, incl. stretch yarn, made from purchased filament yarn		313112-3	12/82	(³)	(³)	(³)	(³)	(³)
Commission receipts for throwing, texturing, or winding filament yarns		313112-5	12/82	148.9	150.1	150.1	4.6	0
Commission receipts for throwing, texturing, or winding filament yarns		313112-8	12/82	120.4	120.4	120.4	0	0
Secondary products and miscellaneous receipts		313112-SM						
Secondary products		313112-S	12/88	121.5	(³)	(³)	(³)	(³)
Thread mills								
Primary products	313113		12/03	115.4	115.5	115.5	0	0
Thread mills		313113-P	06/84	175.1	175.2	175.2	0	0
Thread mills		313113-0	12/00	117.1	117.1	117.1	-1	0
Secondary products and miscellaneous receipts		313113-SM						
Miscellaneous receipts		313113-M	06/96	(³)	(³)	(³)	(³)	(³)
Fabric mills								
Broadwoven fabric mills	3132		12/03	106.3	107.3	107.3	1.9	0
Broadwoven fabric mills								
Primary products	31321		12/03	108.2	110.1	110.2	4.0	.1
Broadwoven fabric mills								
Primary products	313210		12/03	108.2	110.1	110.2	4.0	.1
Manmade fiber broadwoven fabrics, combinations of spun/filament yarns (exc wool blends) (gray)		313210-P	12/03	107.3	109.4	109.4	4.1	0
Manmade fiber broadwoven fabrics 85% or more filament yarns, rayon/acetate/lyocell (gray goods)		313210-A	04/85	111.4	114.8	114.9	5.5	.1
Manmade fiber broadwoven fabrics 85% or more filament yarns (exc rayon/acetate/lyocell) (gray)		313210-E	12/04	128.7	(³)	(³)	(³)	(³)
Manmade fiber broadwoven plain weave fabrics 85% or more spun yarns (exc pile/wool blends) gra		313210-G	06/81	132.5	135.7	134.9	6.3	-6
Manmade fiber broadwoven twill fabrics, 85% or more spun yarns (exc pile/wool blends) (gray)		313210-H	06/87	85.1	85.0	85.0	1.6	0
Finished manmade fiber and silk broadwoven fabrics, finished in weaving mills		313210-J	06/87	106.3	107.5	107.2	1.7	-3
Finished manmade fiber and silk broadwoven fabrics, finished in weaving mills		313210-K	06/81	134.6	133.7	134.2	2.1	.4
Other broadwoven fabrics of manmade, silk, or natural fibers (exc. cotton) (gray goods)		313210-N	12/04	105.4	(³)	(³)	(³)	(³)
Finished broadwoven wool fabrics and felts (finished in weaving mills)		313210-U	06/85	128.9	130.8	130.7	3.6	-1
Fabricated textile products, made in weaving mills		313210-W	12/06	100.7	(³)	101.7	1.7	(³)
Cotton broadwoven plain weave fabrics (excluding pile) (gray goods)		313210-1	06/87	108.8	108.7	108.9	.1	.2
Cotton broadwoven twill weave fabrics (excluding pile) (gray goods)		313210-3	06/87	93.8	(³)	(³)	(³)	(³)
Finished cotton broadwoven fabrics, finished in weaving mills		313210-9	12/80	109.6	108.9	111.1	5.6	2.0
Secondary products and miscellaneous receipts		313210-SM						
Secondary products		313210-S	12/03	123.1	(³)	(³)	(³)	(³)
Narrow fabric mills and schiffli embroidery								
Narrow fabric mills	31322		06/84	131.8	132.3	133.2	1.2	.7
Narrow fabric mills								
Primary products	313221		06/84	133.2	133.8	134.8	1.4	.7
Woven narrow fabrics (12 inches or less in width)		313221-P	06/84	134.4	135.0	136.1	1.3	.8
Woven narrow fabrics (12 inches or less in width)		313221-1	06/84	131.9	132.7	134.0	1.1	1.0
Braided narrow fabrics (12 inches or less in width)		313221-3	06/84	159.2	159.2	159.2	2.7	0
Secondary products and miscellaneous receipts		313221-SM						
Miscellaneous receipts		313221-M	12/02	100.1	(³)	(³)	(³)	(³)
Secondary products		313221-S	06/84	120.4	120.5	120.5	.6	0
Schiffli machine embroidery								
Primary products	313222		06/85	143.4	143.4	143.4	0	0
Schiffli machine embroideries		313222-P	06/85	143.0	143.0	143.0	0	0
Schiffli machine embroideries		313222-0	06/85	143.0	143.0	143.0	0	0
Secondary products and miscellaneous receipts		313222-SM						
Nonwoven fabric mills								
Nonwoven fabric mills	31323		12/03	108.5	108.5	108.1	.2	-4
Nonwoven fabric mills								
Primary products	313230		12/85	129.7	129.6	129.1	.2	-4
Nonwoven fabrics		313230-P	12/85	130.5	130.5	129.8	.2	-5
Nonwoven fabrics		313230-1	12/85	131.8	131.7	130.9	.2	-6
Nonwoven fabrics, wet laid		313230-1131	12/85	152.9	152.9	147.8	-1.1	-3.3
Nonwoven fabrics, except wet laid		313230-1191	12/85	120.6	120.5	121.1	.7	.5
Pressed, punched, or needled felts (except hats)		313230-5	12/85	124.1	(³)	(³)	(³)	(³)

See footnotes at end of table.

Table 5. Producer price indexes for the net output of selected industries and their products, not seasonally adjusted
—Continued

Industry and product ¹	Industry code	Product code	Index base	Index			Percent change to Dec. 2007 from:	
				Aug. 2007 ²	Nov. 2007 ²	Dec. 2007 ²	Dec. 2006	Nov. 2007
Nonwoven fabric mills—Continued								
Secondary products and miscellaneous receipts		313230-SM						
Miscellaneous receipts		313230-M	10/97	(³)	(³)	(³)	(³)	(³)
Knit fabric mills	31324		12/03	99.2	99.2	99.2	-1.8	0
Weft knit fabric mills	313241		12/03	102.9	102.9	102.9	2.6	0
Primary products		313241-P	06/81	97.2	97.2	97.2	3.5	0
Weft (circular) knit fabrics greige goods (except hosiery)		313241-1	06/81	112.0	112.0	112.0	3.4	0
Finished weft (circular) knit fabrics, except hosiery		313241-3	12/94	87.2	87.2	87.1	3.8	-1
Commission receipts for knitting and/or finishing nonapparel articles of weft knit fabrics		313241-6	06/81	106.6	106.6	106.6	1.7	0
Secondary products and miscellaneous receipts		313241-SM						
Secondary products		313241-S	06/01	(³)	(³)	(³)	(³)	(³)
Other knit fabric and lace mills	313249		12/03	93.8	93.8	93.8	-7.9	0
Primary products		313249-P	06/81	112.1	112.1	112.1	-8.6	0
Nonapparel warp knit end products (incl knitted towels/washcloths) exc fabric/lace/net goods		313249-A	12/03	103.3	103.3	(³)	(³)	(³)
Finished warp knit fabrics		313249-3	12/03	89.2	89.2	(³)	(³)	(³)
Secondary products and miscellaneous receipts		313249-SM						
Textile and fabric finishing mills	3133		12/03	110.0	111.0	111.2	3.2	.2
Textile and fabric finishing mills	31331		12/03	108.8	109.7	110.0	3.6	.3
Broadwoven fabric finishing mills	313311		12/03	111.2	112.7	113.2	5.0	.4
Primary products		313311-P	12/03	111.8	113.3	113.8	5.3	.4
Finished cotton broadwoven fabrics, finished in finishing mills		313311-1	06/84	131.4	133.0	133.0	3.8	0
Job or commission finishing of cotton broadwoven fabrics		313311-3	06/84	164.0	164.8	164.6	-8	-1
Finished manmade fiber and silk broadwoven fabrics, finished in finishing mills		313311-5	06/84	153.2	154.4	157.1	8.1	1.7
Job or commission finishing of manmade fiber and silk broadwoven fabrics		313311-7	06/84	143.1	149.3	147.3	7.3	-1.3
Secondary products and miscellaneous receipts		313311-SM						
Other textile and fabric finishing mills	313312		12/03	103.8	103.8	103.8	.9	0
Primary products		313312-P	12/03	104.3	104.3	104.3	.9	0
Finished fabrics (except broadwoven) and other finished textiles		313312-0	12/03	104.3	104.3	104.3	.9	0
Secondary products and miscellaneous receipts		313312-SM						
Fabric coating mills	31332		12/03	116.2	117.9	117.2	1.4	-6
Fabric coating mills	313320		06/85	164.1	166.5	165.6	1.4	-5
Primary products		313320-P	06/85	161.9	164.1	163.2	1.6	-5
Vinyl coated fabrics, including expanded vinyl coated		313320-1	06/85	160.9	163.7	161.4	1.6	-1.4
Vinyl coated fabrics, incl expanded vinyl coated, heavyweight fabrics, more than 16oz per sq y		313320-13	06/06	102.6	105.8	103.2	(³)	-2.5
Rubber coated fabrics		313320-4	12/03	111.0	111.5	111.4	3.0	-1
Other coated or laminated fabrics and coated yarns, not rubberized		313320-5	06/06	100.5	101.8	101.7	1.1	-1
Other coated or laminated fabrics, excluding rubberized fabrics		313320-52	06/85	167.9	171.1	170.9	(³)	-1
All other coated fabrics and yarns, all types except rubberized		313320-54	06/06	100.5	101.0	101.0	(³)	0
Secondary products and miscellaneous receipts		313320-SM						
Miscellaneous receipts		313320-M	12/92	152.8	153.2	(³)	(³)	(³)
Secondary products		313320-S	06/85	150.6	158.3	155.9	2.0	-1.5
Textile product mills	314		12/03	109.7	110.1	110.5	1.4	.4
Textile furnishings mills	3141		12/03	110.1	110.5	111.1	1.8	.5
Carpet and rug mills	31411		12/84	141.6	142.0	143.3	1.8	.9
Carpet and rug mills	314110		06/90	129.6	130.0	131.1	1.8	.8
Primary products		314110-P	06/90	130.8	131.2	132.4	1.8	.9
Woven carpets and rugs		314110-1	06/85	176.3	176.3	(³)	(³)	(³)
Tufted carpets and rugs		314110-2	12/79	179.9	180.6	182.3	.9	.9
Carpets, rugs, and mats, nec		314110-5	06/85	(³)	(³)	(³)	(³)	(³)
Secondary products and miscellaneous receipts		314110-SM						
Secondary products		314110-S	08/05	94.8	94.8	(³)	(³)	(³)
Curtain and linen mills	31412		12/03	102.3	102.8	102.8	1.8	0
Curtain and drapery mills	314121		06/84	159.0	161.4	160.9	2.3	-3
Primary products		314121-P	06/84	151.0	153.4	153.0	2.3	-3
Curtains and draperies		314121-0	06/84	151.0	153.4	153.0	2.3	-3
Woven window curtains (except custom made), all fabrics, including glass ...		314121-02	06/84	135.8	141.9	140.7	(³)	-8
Woven draperies (except custom made), all fabrics, including glass		314121-03	06/84	162.3	162.3	162.3	(³)	0
Custom drapes and curtains		314121-04	06/05	103.9	103.9	103.9	(³)	0

See footnotes at end of table.

Table 5. Producer price indexes for the net output of selected industries and their products, not seasonally adjusted
—Continued

Industry and product ¹	Industry code	Product code	Index base	Index			Percent change to Dec. 2007 from:	
				Aug. 2007 ²	Nov. 2007 ²	Dec. 2007 ²	Dec. 2006	Nov. 2007
Curtain and drapery mills—Continued								
Curtains and draperies, knit, including lace curtains made from purchased fabric		314121-05	06/98	117.1	117.1	(³)	(³)	(³)
Secondary products and miscellaneous receipts		314121-SM						
Miscellaneous receipts		314121-M	06/05	103.7	105.1	104.8	3.0	-.3
Secondary products		314121-S	06/84	163.6	165.3	165.1	.9	-.1
Other household textile product mills	314129		06/83	118.8	119.1	119.1	1.6	0
Primary products		314129-P	06/83	115.2	115.5	115.5	1.8	0
Bedspreads and bedsets		314129-1	06/83	106.6	106.6	106.6	.9	0
Sheets and pillowcases		314129-3	06/83	104.5	104.5	104.5	0	0
Other household textile products		314129-6	06/83	120.0	120.7	120.7	1.6	0
Secondary products and miscellaneous receipts		314129-SM						
Miscellaneous receipts		314129-M	06/83	144.6	144.4	144.4	1.0	0
Secondary products		314129-S	06/83	145.4	145.4	145.4	1.5	0
Other textile product mills	3149		12/03	109.0	109.1	109.1	.5	0
Textile bag and canvas mills	31491		12/03	112.3	112.3	112.5	2.6	.2
Textile bag mills	314911		12/85	154.0	154.0	154.0	0	0
Primary products		314911-P	12/85	148.2	148.2	148.2	0	0
Textile bags		314911-0	12/03	113.7	113.7	113.7	0	0
Duffle bags and knapsacks, all materials		314911-01	12/02	102.8	102.8	(³)	(³)	(³)
All other textile bags		314911-02	12/85	157.9	157.9	157.9	0	0
Secondary products and miscellaneous receipts		314911-SM						
Canvas and related product mills	314912		12/85	228.3	228.3	228.9	3.6	.3
Primary products		314912-P	12/85	234.8	234.8	235.1	3.9	.1
Canvas and related products		314912-0	06/03	112.1	112.1	112.3	4.0	.2
Secondary products and miscellaneous receipts		314912-SM						
Miscellaneous receipts		314912-M	06/03	103.0	102.5	103.4	-1.0	.9
Secondary products		314912-S	12/85	180.6	181.5	(³)	(³)	(³)
All other textile product mills	31499		12/03	107.9	108.0	107.9	-.3	-.1
Rope, cordage, and twine mills	314991		06/85	157.0	158.6	160.4	3.2	1.1
Primary products		314991-P	06/85	157.7	158.0	158.9	1.9	.6
Cordage and twine, soft fiber (except cotton)		314991-3	06/85	131.6	131.8	132.1	1.4	.2
Cotton cordage and twine		314991-5	06/85	97.0	97.0	(³)	(³)	(³)
Secondary products and miscellaneous receipts		314991-SM						
Miscellaneous receipts		314991-M	12/93	125.4	130.1	133.9	7.1	2.9
Tire cord and tire fabric mills	314992		06/84	123.3	123.1	123.0	-2.8	-.1
Primary products		314992-P	06/84	124.0	123.8	123.7	-2.8	-.1
Tire cord and tire fabrics		314992-0	06/84	124.0	123.8	123.7	-2.8	-.1
Secondary products and miscellaneous receipts		314992-SM						
All other miscellaneous textile product mills	314999		12/03	106.3	106.3	106.1	.1	-.2
Primary products		314999-P	12/03	106.0	105.9	105.3	-.6	-.6
Recovered fibers, processed mill waste, and related products		314999-1	12/85	195.2	198.0	(³)	(³)	(³)
Paddings and upholstery filling, batting and wadding (except foam rubber and plastics)		314999-3	12/85	135.0	130.4	126.0	-5.5	-3.4
Embroideries (excluding Schiffl machine products)		314999-5	12/85	151.8	151.9	151.9	.5	0
Other trimmings and findings		314999-7	12/03	101.4	103.0	(³)	(³)	(³)
All other miscellaneous fabricated textile products		314999-8	12/03	102.9	103.2	103.2	-.4	0
Secondary products and miscellaneous receipts		314999-SM						
Miscellaneous receipts		314999-M	12/03	112.6	113.7	116.1	4.4	2.1
Secondary products		314999-S	12/03	104.0	104.0	104.0	1.2	0
Apparel manufacturing	315		12/03	101.5	101.9	101.7	.9	-.2
Apparel knitting mills	3151		12/84	110.5	111.7	111.6	1.2	-.1
Hosiery and sock mills	31511		12/84	111.3	112.3	112.2	.7	-.1
Sheer hosiery mills	315111		06/84	136.1	137.3	136.7	1.6	-.4
Primary products		315111-P	06/84	137.0	138.5	137.7	1.8	-.6
Women's, misses', & girls' sheer finished hosiery, full-length, knee-length, & below the knee		315111-1	12/02	104.6	103.8	104.1	1.9	.3
Women's, misses', and girls' sheer finished pantyhose, including tights, all needle		315111-3	06/84	128.5	131.4	130.0	2.4	-1.1
Secondary products and miscellaneous receipts		315111-SM						
Secondary products		315111-S	06/84	123.2	(³)	(³)	(³)	(³)
Other hosiery and sock mills	315119		06/84	126.9	128.1	128.1	.4	0
Primary products		315119-P	06/84	126.6	127.9	127.9	.5	0

See footnotes at end of table.

Table 5. Producer price indexes for the net output of selected industries and their products, not seasonally adjusted

—Continued

Industry and product ¹	Industry code	Product code	Index base	Index			Percent change to Dec. 2007 from:	
				Aug. 2007 ²	Nov. 2007 ²	Dec. 2007 ²	Dec. 2006	Nov. 2007
Other hosiery and sock mills—Continued								
Men's finished seamless hosiery and socks (sizes 10 and up)		315119-1	06/84	147.4	149.8	149.8	0.6	0.0
All other finished hosiery, other than sheer		315119-3	06/84	107.5	107.5	107.5	.5	0
Seamless hosiery (except sheer), shipped in the greige		315119-5	06/84	99.7	99.7	99.7	-2.4	0
Secondary products and miscellaneous receipts		315119-SM						
Miscellaneous receipts		315119-M	06/90	94.5	94.5	(³)	(³)	(³)
Other apparel knitting mills	31519		12/06	100.7	102.1	102.0	2.0	-.1
Outerwear knitting mills	315191		12/84	103.8	104.0	103.8	1.1	-.2
Primary products		315191-P	12/84	98.5	98.7	98.5	1.1	-.2
Women's, girls', and infants' knit shirts and blouses, made in knitting mills		315191-B	12/97	101.6	102.7	101.6	6.2	-1.1
Contract receipts for knitting only or knitting & finishing outerwear knitting mill products		315191-E	06/05	100.1	100.1	(³)	(³)	(³)
Gloves and mittens, made in knitting mills		315191-G	12/85	115.8	115.8	115.8	-3	0
Hats, mufflers, scarves, and other knitting mill apparel products		315191-H	12/06	100.0	100.0	100.0	0	0
Men's and boys' sweaters, made in knitting mills		315191-2	12/84	131.9	131.9	(³)	(³)	(³)
Women's, girls', and infants' sweaters, made in knitting mills		315191-4	12/84	86.8	86.8	86.8	0	0
Men's and boys' knit dress and sport shirts, made in knitting mills		315191-7	12/84	98.7	98.7	98.7	0	0
Secondary products and miscellaneous receipts		315191-SM						
Secondary products		315191-S	12/84	139.1	139.8	(³)	(³)	(³)
Underwear and nightwear knitting mills	315192		06/82	129.0	133.5	133.5	3.6	0
Primary products		315192-P	06/82	128.1	130.1	130.1	1.6	0
Men's and boys' knit underwear, nightwear, and robes, made in knitting mills ..		315192-1	06/82	118.3	118.8	118.8	.6	0
Women's, girls', and infants' knit underwear and nightwear, made in knitting mills		315192-4	06/82	139.8	143.1	143.1	2.4	0
Secondary products and miscellaneous receipts		315192-SM						
Cut and sew apparel manufacturing	3152		12/03	101.8	102.1	101.9	.9	-.2
Cut and sew apparel contractors	31521		12/03	105.9	105.9	105.9	0	0
Men's and boys' apparel contractors	315211		12/03	110.5	110.5	110.5	0	0
Primary products		315211-P	12/03	111.2	111.2	111.2	0	0
Contract receipts for men's/boys' shirts, underwear/nightwear & tailored suits/coats/jackets		315211-T	06/07	100.0	100.0	100.0	(³)	0
Contract receipts for men's/boys' pants, work apparel, and other outerwear		315211-8	06/07	100.0	100.0	(³)	(³)	(³)
Contract receipts for men's/boys' embroidering (exc. Schiffl) & other apparel nec		315211-9	06/07	100.0	100.0	100.0	(³)	0
Secondary products and miscellaneous receipts		315211-SM						
Miscellaneous receipts		315211-M	06/07	100.0	100.0	(³)	(³)	(³)
Secondary products		315211-S	12/03	100.0	(³)	(³)	(³)	(³)
Women's and girls' apparel contractors	315212		12/03	104.1	104.1	104.1	0	0
Primary products		315212-P	12/03	104.3	104.2	104.3	0	.1
Contract rpts. women's/girls'/infants' skirts, tailored coats, underwear/nightwear,emb		315212-T	06/07	100.0	99.9	100.1	(³)	.2
Contract receipts for women's/girls'/infants' shirts and blouses		315212-1	06/07	100.0	100.0	100.0	(³)	0
Contract receipts for women's/girls'/infants' dresses		315212-3	06/07	100.0	100.0	100.0	(³)	0
Contract receipts for women's/girls'/infants' nontailored coats, jackets, and other outerwear		315212-7	06/07	100.0	100.0	100.0	(³)	0
Secondary products and miscellaneous receipts		315212-SM						
Secondary products		315212-S	12/03	100.1	100.1	100.1	0	0
Men's and boys' cut and sew apparel mfg	31522		12/03	98.0	98.7	98.2	-.5	-.5
Men's and boys' underwear and nightwear mfg	315221		12/03	103.6	103.8	103.8	-1.0	0
Primary products		315221-P	12/03	103.5	103.7	103.7	-.8	0
Men's and boys' cut and sew underwear, nightwear, and robes, made from purchased fabrics		315221-0	12/03	103.7	103.9	103.9	-.8	0
Secondary products and miscellaneous receipts		315221-SM						
Secondary products		315221-S	12/03	104.0	(³)	104.2	-1.6	(³)
Men's and boys' suit, coat, and overcoat manufacturing	315222		12/80	163.7	169.2	169.2	1.3	0
Primary products		315222-P	12/80	166.9	168.6	168.6	1.0	0
Men's and boys' tailored suits, including dress uniforms (firefighter, military, police, etc.)		315222-2	06/02	100.6	100.6	100.6	-.5	0
Men's and boys' tailored overcoats, topcoats, and car and suburban coats (incl water-repellent)		315222-4	06/02	(³)	(³)	(³)	(³)	(³)
Men's and boys' tailored dress and sport coats and vests		315222-6	06/02	98.8	101.5	101.5	1.0	0
Secondary products and miscellaneous receipts		315222-SM						
Secondary products		315222-S	12/80	162.6	(³)	(³)	(³)	(³)
Men's and boys' shirt, except work shirt, mfg	315223		06/83	110.0	111.2	108.1	-4.4	-2.8
Primary products		315223-P	06/83	110.9	111.1	110.6	.2	-.5
Men's and boys' knit dress and sport shirts, made from purchased fabrics		315223-1	06/83	89.8	89.8	89.8	.1	0

See footnotes at end of table.

Table 5. Producer price indexes for the net output of selected industries and their products, not seasonally adjusted
—Continued

Industry and product ¹	Industry code	Product code	Index base	Index			Percent change to Dec. 2007 from:	
				Aug. 2007 ²	Nov. 2007 ²	Dec. 2007 ²	Dec. 2006	Nov. 2007
Men's and boys' shirt, except work shirt, mfg—Continued								
Men's and boys' woven dress and sport shirts, made from purchased fabrics ..		315223-3	06/83	145.3	146.4	143.6	0.2	-1.9
Secondary products and miscellaneous receipts		315223-SM						
Secondary products		315223-S	06/83	104.0	107.1	100.9	-22.1	-5.8
Men's and boys' pants, except work pants, mfg	315224							
Primary Products		315224-P	12/81	122.2	122.4	122.4	-.6	0
Men's and boys' separate dress and sport trousers, pants, & slacks, made from purchased fabric		315224-2	12/81	123.6	123.8	123.8	-2.5	0
Men's and boys' jeans and jean-cut casual slacks, made from purchased fabrics		315224-4	12/81	(³)	(³)	(³)	(³)	(³)
Secondary Products and Miscellaneous Receipts		315224-SM						
Secondary Products		315224-S	12/81	105.2	105.2	105.2	-1.0	0
Men's and boys' work clothing manufacturing	315225							
Primary products		315225-P	12/81	131.0	130.7	130.7	1.4	0
Men's and boys' work shirts, made from purchased fabrics		315225-1	12/81	131.0	130.9	130.9	1.2	0
Men's and boys' work clothing and washable service apparel (excluding work shirts)		315225-4	12/81	126.4	126.4	126.4	.2	0
Secondary products and miscellaneous receipts		315225-SM						
Miscellaneous receipts		315225-M	12/02	130.1	129.9	129.9	1.5	0
Secondary products		315225-S	12/81	117.0	114.9	114.9	-1.2	0
				134.8	134.8	134.8	5.7	0
Other men's and boys' outerwear manufacturing	315228							
Primary products		315228-P	12/83	125.1	126.9	126.4	1.8	-4
Men's and boys' nontailored coats, jackets, and vests (exc. ski apparel & work jackets), mfg		315228-2	12/83	123.3	125.1	124.3	1.1	-6
Men's and boys' heavyweight nontailored coats, jackets, and vests (exc. ski apparel & work)		315228-2110	06/07	125.3	126.7	126.3	1.1	-3
Men's and boys' lightweight nontailored coats, jackets, and vests (exc. ski apparel & work)		315228-2120	06/07	100.0	101.2	100.8	(³)	-4
Men's and boys' shorts (including dress and athletic) and swimwear, made from purchased fabric		315228-4	12/83	100.4	101.4	101.4	(³)	0
Men's and boys' sweaters, sweatpants, jogging suits, beachwear (exc. swimsuits), & ski apparel		315228-6	12/83	102.9	105.9	103.9	(³)	-1.9
Secondary products and miscellaneous receipts		315228-SM						
Miscellaneous receipts		315228-M	12/83	143.3	144.7	144.0	1.0	-5
Secondary products		315228-S	12/83	132.5	131.9	132.1	1.1	.2
				136.4	139.5	139.5	3.6	0
Women's & girls' cut & sew apparel mfg	31523		12/03	102.5	102.6	102.5	1.5	-1
Women's and girls' lingerie and nightwear mfg	315231							
Primary products		315231-P	12/03	107.8	107.8	107.8	.9	0
Women's and girls' underwear, except foundation garments, made from purchased fabrics		315231-1	12/03	106.4	106.4	106.4	1.1	0
Women's and girls' nightwear, except robes, made from purchased fabrics		315231-3	12/03	104.1	104.1	104.1	.7	0
Women's and girls' brassieres, bra-lettes, and bandeaux, made from purchased fabrics		315231-5	06/82	97.6	97.6	97.6	.2	0
Women's & girls' corsets (exc. surgical), girdles, & combinations, made from purchased fabrics		315231-8	06/82	154.3	154.3	154.3	1.4	0
Women's and girls' robes and dressing gowns, made from purchased fabrics ..		315231-9	12/03	199.7	199.7	199.7	3.5	0
Secondary products and miscellaneous receipts		315231-SM						
Secondary products		315231-S	12/03	111.5	111.5	111.5	0	0
				101.1	101.1	101.1	0	0
Women's and girls' blouse and shirt mfg	315232							
Primary products		315232-P	06/83	145.7	146.3	145.9	2.7	-3
Women's and girls' knit shirts and blouses, made from purchased fabrics		315232-1	06/83	145.1	145.2	145.2	.8	0
Women's and girls' woven shirts and blouses, made from purchased fabrics		315232-3	06/83	115.0	115.0	115.0	1.1	0
Secondary products and miscellaneous receipts		315232-SM						
Miscellaneous receipts		315232-M	06/05	170.7	170.9	170.8	.4	-1
Secondary products		315232-S	06/83	119.2	(³)	(³)	(³)	(³)
				125.1	126.0	125.6	1.2	-3
Women's and girls' dress manufacturing	315233							
Primary products		315233-P	12/80	120.8	120.8	120.8	.8	0
Women's and girls' dresses, made from purchased fabrics		315233-0	12/03	117.6	117.6	117.6	.9	0
Secondary products and miscellaneous receipts		315233-SM						
Miscellaneous receipts		315233-M	06/06	96.1	96.1	96.1	.9	0
Secondary products		315233-S	12/80	101.6	101.6	101.6	1.6	0
				147.9	147.9	147.9	-1.5	0
Women's and girls' suit, coat, and skirt mfg	315234							
Primary products		315234-P	12/82	111.7	111.7	111.7	.3	0
Women's and girls' tailored coats and capes, including water-repellent		315234-2	12/82	108.9	108.9	108.9	.1	0
Women's and girls' tailored suits and pantsuits, including dress uniforms		315234-4	06/93	83.8	83.8	(³)	(³)	(³)
Women's and girls' skirts, made from purchased fabrics		315234-6	06/93	63.3	63.3	(³)	(³)	(³)
Women's and girls' tailored jackets and vests, except fur and leather		315234-8	12/82	112.9	112.9	112.9	.1	0
Secondary products and miscellaneous receipts		315234-SM	12/98	101.3	101.3	101.3	.1	0
Miscellaneous receipts		315234-M	06/06	(³)	(³)	(³)	(³)	(³)

See footnotes at end of table.

Table 5. Producer price indexes for the net output of selected industries and their products, not seasonally adjusted
—Continued

Industry and product ¹	Industry code	Product code	Index base	Index			Percent change to Dec. 2007 from:	
				Aug. 2007 ²	Nov. 2007 ²	Dec. 2007 ²	Dec. 2006	Nov. 2007
Women's and girls' suit, coat, and skirt mfg—Continued								
Secondary products		315234-S	12/82	124.5	124.5	124.5	0.6	0.0
Other women's and girls' outerwear mfg	315239		06/83	114.1	114.4	114.2	1.6	-.2
Primary products		315239-P	06/83	118.4	118.4	118.4	3.1	0
Women's and girls' swimwear, mfp		315239-A	12/83	153.9	154.4	154.4	(³)	0
Women's/girls' other outerwear, incl nontailored coats/jackets/vests & service apparel, mfp		315239-T	06/07	100.3	100.3	100.3	(³)	0
Women's and girls' sweaters, including sweater vests, mfp		315239-2	12/06	100.0	100.0	100.0	0	0
Women's and girls' shorts, including tennis skirts, mfp		315239-4	06/93	104.8	104.8	104.8	0	0
Women's and girls' slacks, jeans, & jean-cut casual slacks (exc. sweatpants), mfp		315239-6	06/83	91.1	91.1	91.1	0	0
Women's and girls' sweatpants, bodysuits, warm-up suits, rompers, & beachwear (exc swimwear)		315239-8	06/07	100.9	(³)	(³)	(³)	(³)
Secondary products and miscellaneous receipts		315239-SM						
Secondary products		315239-S	06/83	105.4	105.8	105.5	.4	-.3
Other cut and sew apparel manufacturing	31529		12/03	112.6	113.1	112.6	2.7	-.4
Infants' cut and sew apparel manufacturing	315291		12/03	105.8	105.2	104.7	-2.1	-.5
Primary products		315291-P	12/03	104.1	103.0	102.0	-4.0	-1.0
Infants' apparel, made from purchased fabrics		315291-0	12/03	104.1	103.0	102.0	-4.0	-1.0
Infants' apparel, except underwear and nightwear, made from purchased fabrics		315291-02	12/03	104.6	103.5	102.4	-4.1	-1.1
Secondary products and miscellaneous receipts		315291-SM						
Secondary products		315291-S	12/03	(³)	(³)	(³)	(³)	(³)
Fur and leather apparel manufacturing	315292		12/03	128.7	128.9	128.8	12.9	-.1
Primary products		315292-P	12/03	129.5	129.6	129.6	13.0	0
Fur coats, capes, jackets, neck pieces, linings, & other fur garments, accessories, & trimming		315292-1	12/83	231.3	231.3	231.3	28.4	0
Leather and sheep-lined clothing		315292-5	12/85	146.2	146.4	146.4	8.0	0
Secondary products and miscellaneous receipts		315292-SM						
Miscellaneous receipts		315292-M	12/03	115.3	115.3	115.3	(³)	0
Secondary products		315292-S	12/03	(³)	114.7	114.7	10.8	0
All other cut and sew apparel manufacturing	315299		12/03	113.5	114.4	113.8	2.2	-.5
Primary products		315299-P	12/03	118.3	119.3	118.6	2.5	-.6
Men's and boys' team sport uniforms		315299-2	12/06	100.8	100.9	100.9	.9	0
Women's and girls' team sport uniforms		315299-3	12/06	101.5	102.4	(³)	(³)	(³)
Vestments and costumes		315299-5	12/03	110.4	111.1	110.8	3.5	-.3
Apparel 50% or greater plastic or rubber, including raincoats and rubber pants (excl wet suits)		315299-7	12/06	103.6	112.3	103.6	3.6	-7.7
Secondary products and miscellaneous receipts		315299-SM						
Miscellaneous receipts		315299-M	12/03	107.6	107.6	107.6	.9	0
Secondary products		315299-S	12/03	71.4	(³)	71.4	(³)	(³)
Accessories and other apparel manufacturing	3159		12/03	103.6	103.8	103.8	1.4	0
Accessories and other apparel manufacturing	31599		12/03	103.6	103.8	103.8	1.4	0
Hat, cap, and millinery manufacturing	315991		12/90	137.5	137.5	137.5	3.1	0
Primary products		315991-P	12/90	138.9	139.0	139.0	2.4	0
Men's and boys' fabric, straw, and felt hats and caps		315991-4	12/90	141.7	141.7	141.7	1.3	0
Women's, girls', and infants' fabric, straw and felt hats and caps		315991-5	12/90	117.2	117.2	117.2	0	0
Hat bodies and fabric caps		315991-6	12/90	140.2	140.4	140.4	3.5	0
Secondary products and miscellaneous receipts		315991-SM						
Miscellaneous receipts		315991-M	12/90	105.7	105.7	105.7	5.2	0
Secondary products		315991-S	12/90	147.6	(³)	(³)	(³)	(³)
Glove and mitten manufacturing	315992		12/03	104.3	105.7	105.9	1.5	.2
Primary products		315992-P	12/03	105.3	105.7	106.0	.7	.3
Gloves and mittens made from woven or purchased knit fabric		315992-1	12/03	101.6	101.8	101.8	-2.3	0
Gloves and mittens, leather-and-fabric combinations, made from purchased leather and fabrics		315992-3	06/85	138.1	139.7	139.7	1.7	0
Gloves and mittens, all leather, made from purchased leather		315992-5	06/85	158.4	158.9	160.1	4.0	.8
Secondary products and miscellaneous receipts		315992-SM						
Miscellaneous receipts		315992-M	12/03	101.6	104.4	104.4	2.8	0
Men's and boys' neckwear manufacturing	315993		12/83	145.6	145.6	145.6	.4	0
Primary products		315993-P	12/83	149.1	149.1	149.1	.2	0
Men's and boys' neckwear		315993-0	12/83	149.1	149.1	149.1	.2	0
Secondary products and miscellaneous receipts		315993-SM						
Miscellaneous receipts		315993-M	12/83	126.8	126.8	(³)	(³)	(³)
Secondary products		315993-S	12/04	(³)	(³)	(³)	(³)	(³)
All other accessory and apparel manufacturing	315999		12/03	101.6	101.6	101.6	.6	0

See footnotes at end of table.

Table 5. Producer price indexes for the net output of selected industries and their products, not seasonally adjusted
—Continued

Industry and product ¹	Industry code	Product code	Index base	Index			Percent change to Dec. 2007 from:	
				Aug. 2007 ²	Nov. 2007 ²	Dec. 2007 ²	Dec. 2006	Nov. 2007
All other accessory and apparel manufacturing—Continued								
Primary products		315999-P	12/03	101.9	101.9	101.9	0.7	0.0
Apparel findings, trimmings, and all other fabricated apparel accessories		315999-D	12/03	102.2	102.2	102.2	(³)	0
Leather belts		315999-5	06/85	147.3	147.3	147.3	.2	0
Belts other than leather		315999-7	12/02	101.4	101.4	101.4	0	0
Apparel accessories 50 percent or greater plastic/rubber, incl. aprons/bibs, rain/bathing caps		315999-9	12/03	108.5	108.5	108.5	2.9	0
Secondary products and miscellaneous receipts		315999-SM						
Miscellaneous receipts		315999-M	12/03	104.6	104.6	104.6	.9	0
Secondary products		315999-S	12/03	(³)	(³)	(³)	(³)	(³)
Leather and allied product manufacturing	316		12/84	149.9	150.5	150.6	2.0	.1
Leather and hide tanning and finishing	3161		06/81	216.8	218.2	218.6	3.7	.2
Leather and hide tanning and finishing	31611		06/81	216.8	218.2	218.6	3.7	.2
Leather and hide tanning and finishing	316110		06/81	216.6	218.0	218.4	3.7	.2
Primary products		316110-P	06/81	216.8	217.7	217.8	2.9	0
Finished and unfinished leather		316110-1	12/97	125.2	125.4	125.4	2.7	0
Contract & commission receipts for tanning or finishing leather owned by others		316110-4	06/81	138.8	145.4	145.4	5.3	0
Furs, dressed and dyed or bleached		316110-7	12/05	104.0	105.5	105.5	2.5	0
Secondary products and miscellaneous receipts		316110-SM						
Secondary products		316110-S	04/82	(³)	(³)	(³)	(³)	(³)
Footwear manufacturing	3162		12/03	103.3	103.8	103.8	1.4	0
Footwear manufacturing	31621		12/03	103.3	103.8	103.8	1.4	0
Rubber and plastics footwear manufacturing	316211		12/80	134.3	134.3	134.3	.3	0
Primary products		316211-P	12/80	139.7	139.7	139.7	.1	0
Protective footwear		316211-1	12/80	175.6	175.6	175.6	1.0	0
Shoes with soles vulcanized, molded or cemented to fabric uppers, excl. slippers		316211-4	12/86	115.2	(³)	(³)	(³)	(³)
Secondary products and miscellaneous receipts		316211-SM						
Miscellaneous receipts		316211-M	12/93	111.7	(³)	(³)	(³)	(³)
House slipper manufacturing	316212		06/85	138.1	138.1	138.1	0	0
Primary products		316212-P	06/85	134.8	134.8	134.8	0	0
House slippers		316212-0	12/06	100.0	100.0	100.0	0	0
House slippers, all types, except socks		316212-02	06/85	134.4	134.4	134.4	0	0
Secondary products and miscellaneous receipts		316212-SM						
Miscellaneous receipts		316212-M	12/02	100.1	100.1	100.1	0	0
Men's nonathletic footwear manufacturing	316213		12/80	174.0	175.6	175.6	1.9	0
Primary products		316213-P	12/80	179.4	180.5	180.4	1.6	-.1
Men's footwear, except athletic		316213-0	12/93	116.6	117.3	117.2	1.6	-.1
Secondary products and miscellaneous receipts		316213-SM						
Secondary products		316213-S	12/80	147.2	149.8	149.8	2.8	0
Women's nonathletic footwear manufacturing	316214		12/80	136.9	136.4	136.4	1.4	0
Primary products		316214-P	12/80	135.3	134.8	134.8	1.5	0
Women's footwear, except athletic		316214-0	12/93	107.7	107.2	107.2	1.5	0
Secondary products and miscellaneous receipts		316214-SM						
Secondary products		316214-S	12/80	186.2	188.8	188.8	4.5	0
Other footwear manufacturing	316219		12/79	158.3	158.3	158.3	1.2	0
Primary products		316219-P	12/79	156.8	156.8	156.8	1.2	0
Other footwear, except rubber		316219-0	12/06	101.2	101.2	101.2	1.2	0
Non rubber athletic shoes		316219-04	12/02	97.8	97.8	97.8	1.6	0
Secondary products and miscellaneous receipts		316219-SM						
Other leather product manufacturing	3169		12/03	104.7	104.6	104.6	.9	0
Other leather product manufacturing	31699		12/03	104.7	104.6	104.6	.9	0
Luggage manufacturing	316991		12/84	125.2	124.6	125.2	.5	.5
Primary products		316991-P	12/84	125.0	124.3	125.0	.8	.6
Luggage		316991-0	06/06	103.2	102.6	103.2	.9	.6
Secondary products and miscellaneous receipts		316991-SM						
Miscellaneous receipts		316991-M	12/84	124.8	124.8	124.8	-2.3	0
Secondary products		316991-S	12/84	154.3	154.3	154.3	.7	0
Women's handbag and purse manufacturing	316992		06/82	150.3	150.7	150.8	3.6	.1
Primary products		316992-P	06/82	147.1	147.6	147.7	3.4	.1
Women's and children's handbags and purses		316992-0	06/06	107.5	107.9	108.0	3.4	.1

See footnotes at end of table.

Table 5. Producer price indexes for the net output of selected industries and their products, not seasonally adjusted
—Continued

Industry and product ¹	Industry code	Product code	Index base	Index			Percent change to Dec. 2007 from:	
				Aug. 2007 ²	Nov. 2007 ²	Dec. 2007 ²	Dec. 2006	Nov. 2007
Women's handbag and purse manufacturing—Continued								
Secondary products & miscellaneous receipts		316992-SM						
Miscellaneous receipts		316992-M	11/99	129.2	(³)	(³)	(³)	(³)
Secondary products		316992-S	06/82	169.7	169.7	170.2	5.2	.3
Other personal leather good manufacturing	316993		06/82	152.4	153.2	152.0	1.1	-.8
Primary products		316993-P	06/82	156.1	157.4	155.5	1.5	-1.2
All other personal leather goods		316993-0	06/06	103.8	104.6	103.3	1.4	-1.2
Billfolds, wallets, french purses, clutches, and instrument cases		316993-01	06/82	152.6	152.6	152.6	3.4	0
Travel kits, jewelry boxes/cases, compacts, vanity cases, & other personal goods		316993-02	12/98	111.8	113.2	111.0	.3	-1.9
Secondary products & miscellaneous receipts		316993-SM						
Miscellaneous receipts		316993-M	07/94	103.7	103.7	103.7	(³)	0
Secondary products		316993-S	06/82	145.7	(³)	(³)	(³)	(³)
All other leather good manufacturing	316999		12/03	105.4	105.4	105.4	.7	0
Primary products		316999-P	12/03	105.5	105.5	105.5	.6	0
Boot and shoe cut stock and findings		316999-1	12/06	100.0	100.0	100.0	0	0
All other miscellaneous leather goods		316999-4	12/03	105.5	105.5	105.5	.6	0
Secondary products and miscellaneous receipts		316999-SM						
Miscellaneous receipts		316999-M	12/03	100.4	100.4	100.4	.2	0
Secondary products		316999-S	06/85	165.6	166.3	165.9	3.5	-.2
Wood product manufacturing	321		12/03	107.8	106.1	105.9	-.1	-.2
Sawmills and wood preservation	3211		12/03	104.8	98.9	98.7	-3.5	-.2
Sawmills and wood preservation	32111		12/03	104.8	98.9	98.7	-3.5	-.2
Sawmills	321113		12/80	153.2	143.6	142.9	-4.7	-.5
Primary products		321113-P	12/03	101.5	94.0	93.5	-5.8	-.5
Hardwood lumber, made in sawmills		321113-1	12/03	102.4	100.2	98.7	-5.4	-1.5
Softwood lumber, made in sawmills		321113-3	12/03	93.7	83.3	82.9	-7.6	-.5
Wood chips, except field chips		321113-5	12/80	115.7	115.4	116.2	0	.7
Wood ties, siding, shingles, and shakes and contract sawing of logs owned by others		321113-7	12/03	105.5	107.2	107.0	2.0	-.2
Secondary products and miscellaneous receipts		321113-SM						
Miscellaneous receipts		321113-M	12/03	153.6	155.7	155.7	(³)	0
Secondary products		321113-S	12/03	107.4	107.4	107.4	-8.4	0
Wood preservation	321114		06/85	166.9	161.4	163.3	1.5	1.2
Primary products		321114-P	06/85	167.1	161.6	163.6	2.0	1.2
Wood poles, piles, and posts owned and treated by the same establishment		321114-1	06/85	202.1	206.1	207.5	2.4	.7
Other wood products owned and treated by the same establishment		321114-5	06/85	154.6	146.8	147.8	1.3	.7
Contract wood preservation		321114-9	06/85	157.6	151.2	171.2	10.0	13.2
Secondary products and miscellaneous receipts		321114-SM						
Secondary products		321114-S	06/85	172.7	162.1	164.0	-6.5	1.2
Plywood and engineered wood product mfg	3212		12/03	96.2	94.3	93.5	-.1	-.8
Plywood and engineered wood product mfg	32121		12/03	96.2	94.3	93.5	-.1	-.8
Hardwood veneer and plywood mfg	321211		06/85	151.2	151.5	151.7	.6	.1
Primary products		321211-P	06/85	154.4	154.7	154.9	.6	.1
Hardwood veneer, incl. veneer backed w/ paper, cloth, or other flexible material		321211-1	12/03	102.6	102.9	102.8	-1.1	-.1
Hardwood plywood, except prefinished hardwood plywood MFPM		321211-3	06/85	160.6	160.9	161.5	1.3	.4
Prefinished hardwood plywood made from purchased hardwood plywood		321211-5	12/05	(³)	(³)	(³)	(³)	(³)
Hardwood plywood type products		321211-7	06/85	162.4	162.4	162.4	0	0
Secondary products and miscellaneous receipts		321211-SM						
Miscellaneous receipts		321211-M	12/05	113.0	116.6	116.6	3.2	0
Secondary products		321211-S	06/91	122.2	119.2	119.8	-2.7	.5
Softwood veneer and plywood manufacturing	321212		12/80	162.2	155.2	154.9	11.3	-.2
Primary products		321212-P	12/80	170.0	162.8	162.4	14.0	-.2
Softwood veneer, incl. veneer backed w/ paper, cloth, or other flexible material		321212-1	12/80	154.6	146.1	140.4	-1.2	-3.9
Softwood plywood, rough, including touch sanded, interior and exterior		321212-3	12/80	149.4	140.3	140.9	22.2	.4
Interior softwood plywood, rough, including touch sanded, C-D exterior glue		321212-31	12/05	109.5	104.4	105.7	(³)	1.2
Interior softwood plywood, rough, incl touch sanded, underlayment exterior glue		321212-32	12/05	103.3	93.6	93.3	(³)	-.3
Other interior softwood plywood, rough, including touch sanded		321212-33	12/05	106.6	99.5	98.3	(³)	-1.2
Exterior softwood plywood, rough, including touch sanded		321212-35	12/05	100.1	93.7	93.9	(³)	.2
Softwood plywood, sanded, interior and exterior		321212-5	12/80	182.3	181.6	185.2	25.1	2.0
Softwood plywood specialties		321212-8	12/05	99.5	99.0	99.0	.2	0
Secondary products and miscellaneous receipts		321212-SM						

See footnotes at end of table.

Table 5. Producer price indexes for the net output of selected industries and their products, not seasonally adjusted
—Continued

Industry and product ¹	Industry code	Product code	Index base	Index			Percent change to Dec. 2007 from:	
				Aug. 2007 ²	Nov. 2007 ²	Dec. 2007 ²	Dec. 2006	Nov. 2007
Softwood veneer and plywood manufacturing—Continued								
Secondary products		321212-S	12/80	101.9	94.0	94.2	-9.2	0.2
Engineered wood member manufacturing	321213		12/03	108.8	106.0	104.3	-9.9	-1.6
Primary Products		321213-P	12/03	111.0	107.9	106.1	-10.5	-1.7
Engineered wood members (except trusses)		321213-0	12/06	93.6	91.0	89.5	-10.5	-1.6
Laminated veneer lumber		321213-01	12/03	(³)	(³)	(³)	(³)	(³)
Other engineered structural wood members, except trusses & laminated veneer lumber		321213-02	12/03	111.1	108.4	106.0	-8.9	-2.2
Secondary products and miscellaneous receipts		321213-SM						
Miscellaneous receipts		321213-M	12/03	83.1	83.1	(³)	(³)	(³)
Secondary products		321213-S	12/03	118.0	118.0	118.0	0	0
Truss manufacturing	321214		12/03	110.4	109.3	109.1	-4.3	-.2
Primary products		321214-P	12/03	106.1	105.3	105.1	-5.4	-.2
Wood trusses		321214-0	12/03	106.1	105.3	105.1	-5.4	-.2
Secondary products and miscellaneous receipts		321214-SM						
Miscellaneous receipts		321214-M	12/03	164.5	161.3	161.3	(³)	0
Secondary products		321214-S	12/03	101.1	98.9	98.5	-6	-.4
Reconstituted wood product manufacturing	321219		06/91	141.7	139.3	136.7	-1.3	-1.9
Primary products		321219-P	06/91	141.7	138.8	136.2	-1.7	-1.9
Particleboard made from particleboard produced at the same location		321219-1	12/82	188.3	190.1	195.5	-1.8	2.8
Waferboard and oriented strandboard		321219-2	12/82	139.7	128.4	117.1	-8.2	-8.8
Medium density fiberboard (MDF) made from MDF produced at the same location		321219-3	06/84	139.1	144.2	146.9	11.3	1.9
Hardboard made from hardboard produced at the same location		321219-4	06/84	118.4	119.3	118.1	.3	-1.0
Hardboard made from purchased hardboard		321219-6	09/84	158.6	(³)	(³)	(³)	(³)
Prefinished particleboard and medium density fiberboard made from purchased materials		321219-8	06/91	150.7	(³)	(³)	(³)	(³)
Secondary products and miscellaneous receipts		321219-SM						
Other wood product manufacturing	3219		12/03	112.7	112.9	112.9	1.1	0
Millwork	32191		12/03	107.5	107.5	107.2	.8	-.3
Wood window and door manufacturing	321911		12/03	107.2	107.3	107.6	.6	.3
Primary products		321911-P	12/03	106.5	106.5	106.9	.8	.4
Wood window units		321911-1	06/83	180.2	180.2	184.2	2.6	2.2
Wood sash, excluding sash shipped in window units		321911-3	06/83	211.0	211.0	211.0	.1	0
Wood window and door frames		321911-5	06/83	145.3	144.7	143.3	-1.6	-1.0
Wood panel, flush, and molded face doors, interior and exterior		321911-7	06/83	176.6	176.8	174.2	-1.5	-1.5
Other wood doors, incl. garage, patio, bifold, cabinet, screen, storm and louver		321911-9	06/83	188.1	188.1	189.9	2.9	1.0
Secondary products and miscellaneous receipts		321911-SM						
Miscellaneous receipts		321911-M	12/03	105.5	105.7	105.7	1.4	0
Secondary products		321911-S	12/03	116.4	116.4	116.4	-2.8	0
Cut stock, resawing lumber, and planing	321912		12/03	107.6	106.5	105.6	2.1	-.8
Primary products		321912-P	12/03	107.9	107.3	106.2	2.2	-1.0
Hardwood lumber, made from purchased lumber		321912-1	12/03	90.8	92.2	89.4	-1.1	-3.0
Softwood lumber, made from purchased lumber		321912-3	12/03	121.7	119.9	119.0	6.4	-.8
Hardwood cut stock and dimension		321912-6	06/84	167.7	167.1	167.8	-2.9	-.4
Softwood cut stock and dimension		321912-8	12/80	172.9	170.9	169.0	1.3	-1.1
Sawn wood fence stock, wood lath, and contract resawing and planing		321912-9	12/03	112.3	113.4	(³)	(³)	(³)
Secondary products and miscellaneous receipts		321912-SM						
Miscellaneous receipts		321912-M	12/03	110.1	102.9	(³)	(³)	(³)
Secondary products		321912-S	12/03	102.7	101.5	100.8	1.1	-.7
Other millwork, including flooring	321918		12/03	108.1	109.2	108.3	.6	-.8
Primary products		321918-P	12/03	107.0	108.5	107.4	.4	-1.0
Wood moldings, except prefinished moldings made from purchased moldings		321918-1	06/83	183.8	190.0	186.0	1.8	-2.1
Prefinished wood moldings made from purchased moldings		321918-3	10/95	109.7	109.2	109.2	12.0	0
Other wood millwork products, including stairwork, exterior millwork, and softwood flooring		321918-5	12/03	109.5	107.9	107.9	-2.4	0
Hardwood flooring		321918-7	06/84	154.1	156.0	155.6	.7	-.3
Oak flooring		321918-71	06/84	137.8	139.3	139.2	1.8	-.1
Hardwood flooring, other than oak		321918-72	12/03	108.8	110.3	109.7	-.9	-.5
Secondary products and miscellaneous receipts		321918-SM						
Miscellaneous receipts		321918-M	12/03	96.8	96.5	96.6	5.9	.1
Secondary products		321918-S	12/03	124.8	122.6	123.0	-1.5	.3
Wood container and pallet manufacturing	32192		12/03	110.3	110.3	110.3	-.6	0
Wood container and pallet manufacturing	321920		12/03	110.3	110.3	110.3	-.6	0
Primary products		321920-P	12/03	110.0	109.9	110.0	-.7	.1
Nailed and lock-corner wood boxes		321920-1	06/85	158.0	158.0	158.0	2.9	0

See footnotes at end of table.

Table 5. Producer price indexes for the net output of selected industries and their products, not seasonally adjusted
—Continued

Industry and product ¹	Industry code	Product code	Index base	Index			Percent change to Dec. 2007 from:	
				Aug. 2007 ²	Nov. 2007 ²	Dec. 2007 ²	Dec. 2006	Nov. 2007
Wood container and pallet manufacturing—Continued								
Wood box and crate shoo		321920-3	06/85	146.6	(³)	(³)	(³)	(³)
Wood pallets and pallet containers, wood and metal combination		321920-5	12/03	110.1	110.1	110.2	-2.0	.1
Other wood container parts and wood containers		321920-7	12/03	107.1	107.1	107.1	3.8	0
Secondary products and miscellaneous receipts		321920-SM						
Miscellaneous receipts		321920-M	12/03	117.4	117.4	117.4	0	0
Secondary products		321920-S	12/03	108.0	108.0	108.0	2.4	0
All other wood product manufacturing	32199		12/03	118.5	118.8	119.4	2.1	.5
Manufactured home, mobile home, manufacturing	321991		06/81	215.1	215.2	216.7	1.5	.7
Primary products		321991-P	06/81	215.1	215.1	216.7	1.5	.7
Manufactured homes (mobile homes)		321991-1	06/81	215.3	215.2	216.9	1.1	.8
Manufactured homes (mobile homes), 14 feet or more in width		321991-12	12/03	118.6	118.2	118.2	.8	0
Manufactured homes (mobile homes), multisection		321991-13	07/04	112.9	112.9	113.7	1.0	.7
Secondary products and miscellaneous receipts		321991-SM						
Prefabricated wood building manufacturing	321992		12/84	225.6	225.3	227.2	1.2	.8
Primary products		321992-P	12/84	223.6	223.8	225.9	1.3	.9
Components for prefabricated stationary wood buildings (not sold as complete units)		321992-1	12/89	188.7	188.7	196.6	6.6	4.2
Precut packages for prefabricated stationary wood buildings (complete units)		321992-2	12/84	250.5	251.4	257.2	4.3	2.3
Prefabricated stationary wood buildings shipped in panel form (complete units)		321992-5	12/84	215.1	215.1	215.6	-6.3	.2
Prefabricated stationary wood buildings shipped in three-dimensional assemblies		321992-7	12/84	206.2	206.2	206.2	2.5	0
Prefabricated stationary residential wood buildings, inc. homes, townhouses and apts		321992-71	12/84	201.9	201.9	201.9	1.0	0
Prefabricated stationary nonresidential wood buildings, inc. motels and hotels		321992-72	12/84	224.1	224.6	224.6	10.9	0
Secondary products and miscellaneous receipts		321992-SM						
Miscellaneous receipts		321992-M	06/98	125.0	125.0	125.0	3.5	0
Secondary products		321992-S	08/92	193.7	184.2	184.2	-2.6	0
Miscellaneous wood product manufacturing	321999		12/03	116.6	117.9	117.6	3.7	-.3
Primary products		321999-P	06/84	181.1	183.1	182.6	3.7	-.3
All other miscellaneous wood product manufacturing		321999-0	06/02	118.3	119.7	119.3	3.6	-.3
Secondary products and miscellaneous receipts		321999-SM						
Miscellaneous receipts		321999-M	06/84	221.4	225.0	225.0	5.9	0
Secondary products		321999-S	06/84	157.1	157.1	157.1	0	0
Paper manufacturing	322		12/03	115.6	117.8	118.1	3.3	.3
Pulp, paper & paperboard mills	3221		12/03	118.7	122.2	122.7	4.0	.4
Pulp mills	32211		12/82	165.4	167.6	168.9	11.9	.8
Pulp Mills	322110		12/82	165.3	167.6	168.9	11.9	.8
Primary products		322110-P	12/82	175.3	177.6	179.1	11.9	.8
Secondary products and miscellaneous receipts		322110-SM						
Paper mills	32212		06/81	170.5	172.7	173.8	1.9	.6
Paper, except newsprint, mills	322121		12/03	116.4	118.2	118.8	3.5	.5
Primary products		322121-P	12/03	117.8	119.4	120.0	3.3	.5
Packaging and industrial converting paper, except unbleached kraft		322121-A	06/81	156.9	162.7	163.7	6.4	.6
Special industrial paper, exc. specialty pkg, incl. absorbent, battery separator, elect. paper		322121-C	06/07	100.0	100.9	101.7	(³)	.8
Tissue paper and other machine-creped paper		322121-G	06/07	103.0	104.1	104.1	(³)	0
Sanitary tissue paper products, made in paper mills		322121-N	06/83	179.8	180.8	181.0	1.7	.1
Facial tissues and handkerchiefs, incl sputum wipes, made in paper mills		322121-N1	06/90	111.1	111.1	111.1	(³)	0
Paper table napkins, industrial & retail pkgs, bulk and dispenser types, made in paper mills		322121-N2	06/83	183.3	192.9	192.9	4.3	0
Toilet tissue, retail pkgs, rolls and ovals, facial tissue type, two-ply or more		322121-N3	06/83	190.9	190.9	190.9	2.5	0
Paper towels, industrial pkgs (rolled, folded, and interfolded), made in paper mills		322121-N5	12/06	100.5	102.1	102.6	2.6	.5
Paper towels, retail packages (rolled, folded, and interfolded), made in paper mills		322121-N7	06/07	100.0	100.2	100.2	(³)	0
Clay-coated printing and converting paper		322121-1	06/81	181.1	182.8	186.5	2.6	2.0
Clay-coated groundwood printing and converting paper, including prime-coated body stock		322121-11	12/99	107.7	112.1	113.7	2.5	1.4
Clay-coated freesheet printing and converting paper, including prime-coated body stock		322121-12	12/99	121.5	119.8	122.8	2.6	2.5
Uncoated freesheet paper (containing not more than 10 percent mechanical fiber)		322121-3	06/81	165.3	169.9	169.8	4.8	-.1
Bond and writing paper, and form bond in rolls, uncoated freesheet		322121-31	12/99	112.6	117.7	117.0	3.5	-.6

See footnotes at end of table.

Table 5. Producer price indexes for the net output of selected industries and their products, not seasonally adjusted
—Continued

Industry and product ¹	Industry code	Product code	Index base	Index			Percent change to Dec. 2007 from:	
				Aug. 2007 ²	Nov. 2007 ²	Dec. 2007 ²	Dec. 2006	Nov. 2007
Paper, except newsprint, mills—Continued								
Other writing paper, uncoated freesheet		322121-32	12/06	107.5	107.2	107.8	7.8	0.6
Publication and printing paper, uncoated freesheet, all types		322121-33	12/99	120.6	123.9	124.3	4.2	.3
Cover and text papers, and all other converting and miscellaneous uncoated freesheet paper		322121-34	12/99	120.4	125.8	125.2	3.6	-.5
Bleached bristols (weight more than 150 g per sq meter), excluding cotton fiber index and bogu		322121-5	06/81	194.7	198.8	(³)	(³)	(³)
Secondary products and miscellaneous receipts		322121-SM						
Secondary products		322121-S	12/03	104.7	109.9	110.8	(³)	.8
Newsprint mills	322122		12/03	101.2	99.4	101.7	-16.5	2.3
Primary products		322122-P	12/03	102.2	100.4	102.8	-16.4	2.4
Newsprint		322122-1	06/81	128.5	126.0	129.3	-17.5	2.6
Uncoated ground-wood paper (containing more than 10 percent mechanical fiber)		322122-3	06/81	115.6	115.3	115.6	(³)	.3
Paperboard mills	32213		12/82	221.5	236.2	236.2	8.2	0
Paperboard mills	322130		12/82	221.7	236.5	236.5	8.2	0
Primary products		322130-P	12/82	208.4	220.0	220.0	7.0	0
Unbleached kraft packaging & industrial converting paperboard (80 percent or more virgin wood)		322130-1	12/82	202.9	216.9	216.9	7.3	0
Semichemical paperboard, incl. corrugating medium (75% or more virgin woodpulp)		322130-5	12/82	228.8	244.9	244.9	7.0	0
Recycled paperboard		322130-7	12/82	234.3	242.3	242.3	5.6	0
Secondary products & miscellaneous receipts		322130-SM						
Converted paper product mfg	3222		12/03	113.9	115.3	115.6	2.9	.3
Paper container mfg	32221		12/84	182.3	186.0	186.5	3.2	.3
Corrugated and solid fiber box manufacturing	322211		03/80	230.1	237.2	238.0	3.5	.3
Primary products		322211-P	03/80	231.8	239.7	240.8	3.6	.5
Corrugated and solid fiber boxes, including pallets		322211-0	03/80	231.8	239.7	240.8	3.6	.5
Corrugated shipping containers for food and beverages and carryout boxes for retail food		322211-01	03/80	212.2	216.8	218.0	3.2	.6
Corrugated shipping containers for paper and allied products		322211-02	03/80	248.0	259.6	259.0	3.4	-.2
Corrugated shipping containers for metal and electrical products		322211-03	06/02	114.8	120.7	120.1	4.7	-.5
Corrugated shipping containers for all other end uses		322211-04	03/80	239.2	247.0	248.9	3.9	.8
Corrugated paperboard in sheets and rolls, lined and unlined		322211-05	03/80	214.0	218.0	219.8	.4	.8
Other corrugated and solid fiber products		322211-06	06/02	125.3	131.6	132.1	5.8	.4
Secondary products and miscellaneous receipts		322211-SM						
Miscellaneous receipts		322211-M	06/02	136.0	132.3	131.1	3.9	-.9
Secondary products		322211-S	12/90	127.5	127.5	127.5	0	0
Folding paperboard box manufacturing	322212		12/83	149.9	148.7	148.9	1.6	.1
Primary products		322212-P	12/83	150.0	148.7	148.9	1.6	.1
Folding paperboard boxes, packaging and packaging components		322212-0	12/83	150.0	148.7	148.9	1.6	.1
Secondary products and miscellaneous receipts		322212-SM						
Miscellaneous receipts		322212-M	12/04	113.0	113.0	113.0	3.1	0
Secondary products		322212-S	12/83	135.1	135.1	135.1	1.2	0
Setup paperboard box manufacturing	322213		12/83	193.4	195.4	195.1	3.4	-.2
Primary products		322213-P	12/83	190.4	192.5	192.3	3.9	-.1
Setup (rigid) paperboard boxes		322213-0	12/83	190.4	192.5	192.3	3.9	-.1
Secondary and miscellaneous products		322213-SM						
Miscellaneous products		322213-M	06/05	103.2	(³)	(³)	(³)	(³)
Secondary products		322213-S	12/83	234.6	236.0	235.6	1.2	-.2
Fiber can, tube, and drum manufacturing	322214		12/85	214.2	214.9	214.9	2.9	0
Primary products		322214-P	12/85	218.4	219.2	219.2	2.9	0
Paperboard fiber drums with ends of any material		322214-1	12/85	209.6	211.5	(³)	(³)	(³)
Fiber cans, tubes, and similar fiber products		322214-3	12/85	219.9	220.5	220.5	3.2	0
Fiber cans, all fiber and composite		322214-31	12/85	195.5	195.5	(³)	(³)	(³)
Fiber cores and tubes		322214-32	12/85	238.1	238.9	238.9	4.6	0
Paperboard cones, reels, spools, bobbins, blocks and all vulcanized fiber products		322214-33	12/02	97.2	(³)	(³)	(³)	(³)
Secondary products and miscellaneous receipts		322214-SM						
Nonfolding sanitary food container mfg	322215		06/85	224.4	224.4	224.4	3.4	0
Primary products		322215-P	06/85	215.9	215.9	215.9	3.1	0
Milk and milk-type paperboard cartons, including juice, beverage, and other products		322215-1	02/04	(³)	(³)	(³)	(³)	(³)
Cups and liquid-tight paper and paperboard containers		322215-3	06/85	257.2	257.2	257.2	2.5	0
Secondary products and miscellaneous receipts		322215-SM						
Paper bag & coated & treated paper mfg	32222		12/03	113.7	113.8	114.0	2.0	.2

See footnotes at end of table.

Table 5. Producer price indexes for the net output of selected industries and their products, not seasonally adjusted
—Continued

Industry and product ¹	Industry code	Product code	Index base	Index			Percent change to Dec. 2007 from:	
				Aug. 2007 ²	Nov. 2007 ²	Dec. 2007 ²	Dec. 2006	Nov. 2007
Coated and laminated packaging materials mfg	322221		12/03	114.6	114.4	114.4	0.9	0.0
Primary products		322221-P	12/03	114.3	114.0	114.0	.1	0
Single-web paper, rolls and sheets, including waxed, for flexible packaging uses		322221-1	12/87	165.4	164.8	164.8	-1.1	0
Multiweb laminated rolls and sheets, except foil, for flexible packaging uses		322221-3	12/03	112.4	112.4	112.4	2.3	0
Secondary products and miscellaneous receipts		322221-SM						
Coated and laminated paper manufacturing	322222		12/03	113.9	113.7	113.9	1.9	.2
Primary products		322222-P	12/03	112.2	112.0	112.0	.8	0
All other coated and processed papers		322222-B	06/07	101.2	102.0	101.7	(³)	-.3
Printing paper, coated at establishments other than where paper was produced		322222-1	12/82	172.5	172.5	172.5	2.6	0
Pressure-sensitive products		322222-5	12/82	162.0	161.1	161.3	-.6	.1
Pressure-sensitive single-faced tape, film backing, excluding electrical		322222-52	06/07	100.6	99.3	99.6	(³)	.3
All other pressure-sensitive tape, excluding surgical and rubber-backed		322222-53	06/07	101.2	100.2	100.2	(³)	0
Pressure-sensitive base stock for labels		322222-54	06/07	99.6	99.3	99.5	(³)	.2
Wallcoverings		322222-6	06/85	144.4	144.4	144.4	(³)	0
Secondary products and miscellaneous receipts		322222-SM						
Miscellaneous receipts		322222-M	12/03	101.0	100.5	100.2	1.0	-.3
Secondary products		322222-S	12/03	132.2	132.2	133.8	10.5	1.2
Plastics, foil, and coated paper bag mfg	322223		12/03	120.3	120.5	122.1	1.1	1.3
Primary products		322223-P	12/03	124.5	124.7	126.8	.6	1.7
Secondary products and miscellaneous receipts		322223-SM						
Uncoated paper and multiwall bag mfg	322224		12/90	130.1	131.3	131.8	4.0	.4
Primary products		322224-P	12/90	129.9	131.2	131.7	4.1	.4
Uncoated single-web paper grocers' bags and sacks and variety and shopping bags		322224-1	12/83	270.3	271.6	271.7	7.4	0
Shipping sacks and multiwall bags, all materials, except textiles		322224-3	12/83	220.4	223.4	224.8	2.2	.6
Secondary products and miscellaneous receipts		322224-SM						
Miscellaneous receipts		322224-M	02/04	161.5	160.6	162.2	.3	1.0
Secondary products		322224-S	12/90	116.7	117.0	117.0	3.4	0
Flexible packaging foil manufacturing	322225		12/03	105.4	105.3	105.3	.8	0
Primary products		322225-P	12/03	107.0	106.9	106.9	.3	0
Laminated aluminum foil rolls and sheets for flexible packaging uses		322225-0	12/84	122.5	122.4	122.4	.3	0
Secondary products and miscellaneous receipts		322225-SM						
Surface-coated paperboard manufacturing	322226		12/03	110.2	112.2	112.0	1.4	-.2
Primary products		322226-P	12/03	110.9	112.9	112.8	1.5	-.1
Pasted, lined, laminated, or surface-coated paperboard		322226-0	12/84	196.5	200.2	199.9	1.5	-.1
Secondary products and miscellaneous receipts		322226-SM						
Stationery product mfg	322223		12/03	114.6	115.7	117.4	3.7	1.5
Die-cut paper and paperboard office supplies manufacturing	322231		12/03	121.5	122.6	124.7	3.0	1.7
Primary products		322231-P	12/03	124.9	126.3	128.4	2.9	1.7
Die-cut paper and paperboard office supplies		322231-1	12/89	115.1	115.2	117.7	2.3	2.2
Hanging and expandable file folders, all types and materials		322231-11	06/07	100.5	100.0	101.5	(³)	1.5
Other file folders (incl. file jackets/pockets), all types and materials		322231-12	06/07	100.0	100.0	103.5	(³)	3.5
Other die-cut paper and paperboard office supplies		322231-13	06/07	100.0	100.4	101.3	(³)	.9
Paper supplies for business machines and other misc. unprinted office supplies		322231-3	06/85	171.5	175.1	177.2	3.4	1.2
Secondary products and miscellaneous receipts		322231-SM						
Secondary products		322231-S	12/03	108.6	108.5	113.7	8.4	4.8
Envelope manufacturing	322232		12/84	147.0	147.2	149.7	3.5	1.7
Primary products		322232-P	12/84	143.0	143.0	145.9	3.8	2.0
Envelopes, commercial, all types and materials		322232-0	12/84	143.0	143.0	145.9	3.8	2.0
Secondary products and miscellaneous receipts		322232-SM						
Miscellaneous receipts		322232-M	03/91	165.6	167.7	165.4	-.1	-1.4
Secondary products		322232-S	12/05	110.7	(³)	(³)	(³)	(³)
Stationery and related product manufacturing	322233		06/85	157.9	162.3	162.8	5.5	.3
Primary products		322233-P	06/85	170.6	176.4	177.1	6.5	.4
Stationery		322233-1	06/85	166.5	167.4	167.4	.7	0
Tablets, pads & related products		322233-3	06/85	173.1	180.6	181.6	8.4	.6
Secondary products and miscellaneous receipts		322233-SM						
Miscellaneous receipts		322233-M	06/85	130.6	(³)	(³)	(³)	(³)
Secondary products		322233-S	06/85	132.2	133.2	133.1	.7	-.1
Other converted paper product mfg	322229		12/03	104.0	104.0	103.5	2.9	-.5
Sanitary paper product manufacturing	322291		12/03	99.6	98.8	98.8	1.6	0
Primary products		322291-P	06/83	148.1	146.9	146.9	1.6	0

See footnotes at end of table.

Table 5. Producer price indexes for the net output of selected industries and their products, not seasonally adjusted
—Continued

Industry and product ¹	Industry code	Product code	Index base	Index			Percent change to Dec. 2007 from:	
				Aug. 2007 ²	Nov. 2007 ²	Dec. 2007 ²	Dec. 2006	Nov. 2007
Disposable diapers and similar disposable products, made from purchased materials		322291-2	12/03	85.4	83.8	83.8	(³)	0.0
Sanitary tissue paper products, made from purchased materials		322291-5	12/03	116.3	116.4	116.4	4.4	0
Facial tissues and handkerchiefs, including sputum wipes, made from purchased materials		322291-51	12/03	113.0	113.2	113.2	.3	0
Paper table napkins, industrial & retail pkgs, bulk & dispenser types, made from purch materia		322291-52	12/03	127.4	127.9	127.9	5.2	0
Toilet tissue, retail packages, rolls and ovals, made from purchased materials		322291-53	12/03	109.5	109.6	(³)	(³)	(³)
Paper towels (rolled, folded or interfolded), made from purchased materials		322291-56	12/03	110.0	110.0	(³)	(³)	(³)
Other sanitary paper products, made from purchased materials		322291-59	12/02	124.0	124.0	124.0	9.3	0
Secondary products and miscellaneous receipts		322291-SM						
Secondary receipts		322291-S	06/83	172.3	172.3	(³)	(³)	(³)
All other converted paper product manufacturing	322299		12/03	113.8	115.2	113.8	5.0	-1.2
Primary products		322299-P	12/03	109.9	111.5	109.9	1.6	-1.4
Molded pulp goods, including egg cartons, florist pots, food trays, etc.		322299-1	12/03	120.8	120.8	120.8	2.9	0
Miscellaneous converted paper and paperboard products		322299-3	12/03	107.9	109.7	107.9	1.4	-1.6
Secondary products & miscellaneous receipts		322299-SM						
Secondary products		322299-S	12/03	131.0	131.7	131.7	.5	0
Printing and related support activities	323		12/03	106.8	107.3	107.6	1.2	.3
Printing and related support activities	3231		12/03	106.9	107.4	107.7	1.2	.3
Printing	32311		12/03	107.2	107.7	108.0	1.3	.3
Commercial lithographic printing	323110		06/82	166.6	167.2	167.4	.9	.1
Primary products		323110-P	06/82	165.1	165.3	165.4	.5	.1
General job printing, nec (lithographic) (offset)		323110-B	12/01	106.7	105.8	106.2	1.4	.4
Magazine and periodical printing (lithographic) (offset)		323110-1	06/82	138.3	138.5	138.5	.9	0
Label and wrapper printing (lithographic) (offset)		323110-3	06/82	146.6	146.6	148.4	1.2	1.2
Catalog and directory printing (lithographic) (offset)		323110-5	06/82	144.4	146.3	146.0	1.2	-2
Financial and legal printing (lithographic) (offset)		323110-7	06/82	170.1	170.8	170.6	0	-1
Advertising printing (lithographic) (offset)		323110-9	06/82	152.8	153.1	153.0	-3	-1
Direct mail advertising printing (lithographic) incl. circulars, cards, etc.		323110-91	12/88	128.6	128.8	128.7	-3	-1
Secondary products and miscellaneous receipts		323110-SM						
Miscellaneous receipts		323110-M	06/82	174.9	175.7	176.1	2.7	.2
Secondary products		323110-S	06/82	174.2	181.1	181.1	3.5	0
Commercial gravure printing	323111		06/82	100.9	101.4	101.4	.2	0
Primary products		323111-P	06/82	98.9	99.5	99.5	.2	0
Magazine and periodical printing, gravure		323111-1	08/82	102.1	(³)	(³)	(³)	(³)
Label and wrapper printing, gravure		323111-4	06/82	129.9	130.1	130.1	-5	0
Advertising printing, gravure		323111-7	12/96	90.0	91.9	91.9	.4	0
Other commercial printing, gravure		323111-9	06/82	115.4	111.9	(³)	(³)	(³)
Secondary products and miscellaneous receipts		323111-SM						
Commercial flexographic printing	323112		12/03	110.0	110.1	111.2	-1.3	1.0
Primary products		323112-P	12/03	109.4	109.4	110.8	-8	1.3
Label and wrapper printing (flexographic)		323112-1	12/01	110.6	110.6	112.1	-1.1	1.4
Other commercial and general job printing (flexographic)		323112-3	12/01	111.6	(³)	111.6	2.4	(³)
Secondary products and miscellaneous receipts		323112-SM						
Secondary products		323112-S	12/03	119.7	119.7	119.7	-4.8	0
Commercial screen printing	323113		12/03	100.6	100.4	100.6	.4	.2
Primary products		323113-P	12/03	100.4	100.2	100.4	.3	.2
Screen printing on garments, apparel accessories, and other fabric articles, except labels		323113-4	06/90	123.1	122.6	123.1	.2	.4
Screen printing (except on textiles, apparel, apparel accessories, and labels) ..		323113-6	12/06	100.6	100.6	100.6	.6	0
Screen printed advertising materials		323113-62	12/01	(³)	(³)	(³)	(³)	(³)
Screen printed decalcomanias and pressure sensitives (self-adhesive)		323113-63	12/01	99.5	(³)	99.5	0	(³)
Other commercial and general job printing (screen)		323113-66	12/01	89.6	89.6	89.6	.2	0
Secondary products and miscellaneous receipts		323113-SM						
Miscellaneous receipts		323113-M	12/03	100.0	100.0	100.0	0	0
Secondary products		323113-S	12/03	102.8	103.8	103.8	1.6	0
Quick printing	323114		12/03	105.0	103.8	104.1	-2	.3
Primary products		323114-P	12/03	106.2	104.6	105.0	-3	.4
Quick printing		323114-0	12/01	107.7	106.2	106.5	-3	.3
Secondary products and miscellaneous receipts		323114-SM						
Miscellaneous receipts		323114-M	12/03	100.1	100.1	(³)	(³)	(³)
Digital printing	323115		12/03	100.2	100.2	100.2	1.7	0
Primary products		323115-P	12/03	95.5	95.5	95.5	1.2	0
Digital printing		323115-0	12/96	99.6	99.6	99.6	1.2	0
Secondary products and miscellaneous receipts		323115-SM						

See footnotes at end of table.

Table 5. Producer price indexes for the net output of selected industries and their products, not seasonally adjusted
—Continued

Industry and product ¹	Industry code	Product code	Index base	Index			Percent change to Dec. 2007 from:	
				Aug. 2007 ²	Nov. 2007 ²	Dec. 2007 ²	Dec. 2006	Nov. 2007
Digital printing—Continued								
Miscellaneous receipts		323115-M	12/03	116.9	(³)	(³)	(³)	(³)
Secondary products		323115-S	12/03	118.2	(³)	(³)	(³)	(³)
Manifold business forms printing	323116		12/03	121.6	125.2	126.9	8.1	1.4
Primary products		323116-P	12/03	122.9	127.0	129.0	8.0	1.6
Unit set forms, loose or bound		323116-1	12/83	282.3	293.4	305.0	12.7	4.0
Manifold books and pegboard accounting systems		323116-3	12/83	229.6	233.8	235.4	3.4	.7
Custom continuous business forms		323116-5	12/83	230.3	242.5	249.2	11.8	2.8
Stock continuous business forms		323116-7	12/83	254.8	260.1	259.8	2.0	-1.1
Checkbooks, incl. inserts and refills, excl. continuous and die-cut		323116-9	06/85	200.1	(³)	(³)	(³)	(³)
Secondary products and miscellaneous receipts		323116-SM						
Miscellaneous receipts		323116-M	12/03	117.3	117.3	117.4	10.8	.1
Secondary products		323116-S	12/03	114.9	118.5	118.5	4.3	0
Books printing	323117		12/83	158.5	159.1	159.1	0	0
Primary products		323117-P	12/83	160.5	161.2	161.1	-1	-1
Pamphlet printing and binding or printing only (excluding advertising pamphlets)		323117-C	06/93	151.2	151.2	151.2	0	0
Textbook printing and binding		323117-1	06/93	98.1	98.3	98.3	-8	0
Technical, scientific, & professional book printing & binding		323117-3	06/93	105.7	106.0	106.0	-1.3	0
Religious book printing and binding		323117-5	06/93	113.4	113.9	(³)	(³)	(³)
General book (trade, etc.) printing & binding		323117-7	06/93	112.7	112.8	112.8	.4	0
Other book printing and binding		323117-9	06/93	134.3	135.8	135.8	1.3	0
Secondary products and miscellaneous receipts		323117-SM						
Miscellaneous receipts		323117-M	06/05	(³)	(³)	(³)	(³)	(³)
Secondary products		323117-S	12/83	145.4	145.6	145.6	.2	0
Blankbook and looseleaf binder manufacturing	323118		12/03	107.7	107.6	108.0	1.8	.4
Primary products		323118-P	12/03	107.7	107.7	108.1	2.3	.4
Blankbook making, except checkbooks		323118-1	12/91	129.3	129.3	129.3	1.6	0
Looseleaf binders, devices, and forms		323118-3	06/85	152.7	152.7	153.5	2.5	.5
Secondary products and miscellaneous receipts		323118-SM						
Secondary products		323118-S	12/03	108.1	108.1	108.1	.9	0
Other commercial printing	323119		12/03	105.5	105.5	105.5	.5	0
Primary products		323119-P	12/03	105.2	105.2	105.2	.5	0
Other commercial and general job printing (letterpress)		323119-C	12/06	100.0	100.0	100.0	0	0
Magazine, periodical, catalog, directory, financial, and legal printing (letterpress)		323119-C1	12/06	100.0	100.0	100.0	0	0
Other commercial and general job printing (letterpress)		323119-C2	06/82	212.7	212.7	212.7	0	0
Engraving (printing)		323119-E	12/84	223.3	223.3	223.3	4.9	0
Secondary products and miscellaneous receipts		323119-SM						
Miscellaneous receipts		323119-M	12/03	105.3	105.3	105.3	0	0
Support activities for printing	32312		12/03	101.2	101.8	101.7	1.3	-1
Tradebinding and related work	323121		12/85	152.9	155.1	154.8	1.8	-2
Primary products		323121-P	12/85	150.6	153.1	152.7	2.0	-3
Edition, library, and other hardcover bookbinding		323121-1	12/85	151.5	154.4	154.2	2.5	-1
Softcover, pamphlet, sample book, and other binding of books and materials printed elsewhere		323121-5	12/06	101.0	101.9	101.9	1.9	0
Miscellaneous binding and postpress work		323121-7	12/06	100.1	102.4	101.7	1.7	-7
Secondary products and miscellaneous receipts		323121-SM						
Prepress services	323122		12/03	100.3	100.3	100.3	1.0	0
Primary products		323122-P	12/03	100.4	100.4	100.4	1.2	0
Prepress services, except platemaking		323122-1	12/03	100.0	100.0	100.0	1.0	0
Printing plates, prepared for printing, excl. blank plates		323122-3	12/03	101.9	101.9	101.9	1.8	0
Secondary products and miscellaneous receipts		323122-SM						
Miscellaneous receipts		323122-M	12/03	100.0	100.0	100.0	0	0
Secondary products		323122-S	12/03	100.0	(³)	(³)	(³)	(³)
Petroleum and coal products manufacturing	324		12/84	258.0	305.1	286.9	32.5	-6.0
Petroleum and coal products mfg	3241		12/84	258.0	305.1	286.9	32.5	-6.0
Petroleum refineries	32411		06/85	264.4	315.8	295.9	34.8	-6.3
Petroleum refineries	324110		06/85	264.4	315.8	295.9	34.8	-6.3
Primary products		324110-P	06/85	267.7	319.8	299.7	34.8	-6.3
Liquefied refinery gases, including other aliphatics (feed stock and other uses)		324110-A	06/85	747.9	985.6	965.1	48.5	-2.1
Gasoline, including finished base stocks and blending agents		324110-1	06/85	245.5	291.8	268.4	37.1	-8.0
Motor gasoline, including finished base stocks and blending agents		324110-13	06/85	246.8	292.8	269.4	37.4	-8.0
Regular gasoline		324110-134	06/85	241.3	286.7	263.4	38.3	-8.1
Mid-premium gasoline		324110-135	12/87	359.8	426.9	394.9	34.4	-7.5

See footnotes at end of table.

Table 5. Producer price indexes for the net output of selected industries and their products, not seasonally adjusted
—Continued

Industry and product ¹	Industry code	Product code	Index base	Index			Percent change to Dec. 2007 from:	
				Aug. 2007 ²	Nov. 2007 ²	Dec. 2007 ²	Dec. 2006	Nov. 2007
Petroleum refineries—Continued								
Premium gasoline		324110-136	06/85	243.7	286.5	265.1	34.4	-7.5
Jet fuel		324110-2	06/85	269.3	305.8	306.3	29.9	.2
Kerosene, except jet fuel		324110-3	06/85	274.9	360.4	338.7	42.0	-6.0
Light fuel oils		324110-4	06/85	283.9	362.8	335.8	33.1	-7.4
Home heating oil and other distillates, NEC		324110-411	06/85	277.7	350.8	333.1	30.9	-5.0
Diesel fuel		324110-413	06/85	289.4	371.3	340.4	34.0	-8.3
Heavy fuel oils, including No. 5, No. 6, heavy diesel, gas enrichment oils, etc. .		324110-5	06/85	252.6	264.8	273.4	38.2	3.2
Asphalt		324110-9	06/85	153.6	157.7	142.4	5.8	-9.7
Asphalt paving and roofing materials mfg	32412		12/84	175.7	173.3	173.2	.3	-.1
Asphalt paving mixture & block mfg	324121		06/81	223.6	223.1	221.9	1.9	-.5
Primary products		324121-P	06/81	222.8	222.2	220.9	1.4	-.6
Asphalt paving mixtures & blocks		324121-0	06/81	222.8	222.2	220.9	1.4	-.6
Emulsified asphalt, including liquid additives		324121-0111	12/04	151.6	151.7	151.6	.7	-.1
Other liquid asphalt and tar paving materials, including cut-backs		324121-0121	12/04	178.4	178.6	155.7	-14.7	-12.8
Asphalt and tar paving mixtures (excluding liquid), & other asphalt paving mixtures		324121-0151	12/04	144.5	144.0	144.3	2.9	.2
Secondary products and miscellaneous receipts		324121-SM						
Miscellaneous receipts		324121-M	12/04	117.6	117.6	117.6	1.0	0
Secondary products		324121-S	06/81	242.3	242.3	242.5	14.3	.1
Asphalt shingle and coating materials mfg	324122		06/84	150.4	145.7	146.8	-2.0	.8
Primary products		324122-P	06/84	150.4	145.3	146.5	-2.5	.8
Roofing asphalts and pitches, coatings, and cements		324122-1	06/84	165.6	156.3	156.3	-2.6	0
Prepared asphalt and tar roofing and siding products, incl. saturated felts for nonbuilding us		324122-2	06/84	145.5	141.2	142.6	-2.4	1.0
Secondary products and miscellaneous receipts		324122-SM						
Miscellaneous receipts		324122-M	12/91	147.5	147.5	147.5	8.0	0
Secondary products		324122-S	06/84	143.8	143.8	143.8	0	0
Other petroleum and coal products mfg	32419		12/84	253.3	255.6	255.6	2.6	0
Petroleum lubricating oil and grease mfg	324191		12/80	304.2	307.6	307.6	2.9	0
Primary products		324191-P	12/80	315.2	318.8	318.8	2.9	0
Petroleum lubricating oils and greases, made from refined petroleum		324191-0	12/80	315.2	318.8	318.8	2.9	0
Lubricating oils (incl. hydraulic fluids, etc.) made from refined petroleum		324191-0111	12/80	321.1	324.3	324.3	2.7	0
Lubricating greases, made from refined petroleum		324191-0121	12/80	264.0	269.8	270.3	4.8	.2
Secondary products and miscellaneous receipts		324191-SM						
Miscellaneous receipts		324191-M	12/80	210.5	213.4	213.4	4.1	0
Secondary products		324191-S	12/80	216.4	217.5	217.5	1.4	0
All other petroleum and coal products mfg	324199		12/03	127.4	127.4	127.4	1.3	0
Primary products		324199-P	12/03	128.6	128.6	128.6	1.3	0
All other petroleum and coal products (excl. coke oven products), made in coke oven estab		324199-2	12/02	130.9	130.9	130.9	1.4	0
Secondary products and miscellaneous receipts		324199-SM						
Miscellaneous receipts		324199-M	12/03	(³)	(³)	(³)	(³)	(³)
Chemical mfg	325		12/84	204.9	208.8	210.6	6.9	.9
Basic chemical mfg	3251		12/84	257.2	266.5	271.2	12.2	1.8
Petrochemical mfg	32511		12/03	170.8	181.8	190.9	33.2	5.0
Petrochemical manufacturing	325110		12/03	171.9	183.0	192.1	33.1	5.0
Primary products		325110-P	12/03	203.9	218.9	223.4	26.5	2.1
Aromatics (benzene, toluene, xylene, etc), made in petrochemical plants		325110-1	05/83	276.9	285.0	(³)	(³)	(³)
Liquefied refinery gases (aliphatics), made in petrochemical plants		325110-4	06/01	214.4	239.1	242.9	35.6	1.6
Secondary products and miscellaneous receipts		325110-SM						
Secondary products		325110-S	12/03	129.0	133.4	153.9	(³)	15.4
Industrial gas mfg	32512		12/03	123.8	126.9	129.6	-3.7	2.1
Industrial gas manufacturing	325120		12/03	123.9	127.0	129.7	-3.6	2.1
Primary products		325120-P	06/81	190.9	196.3	200.9	-4.4	2.3
Oxygen		325120-A	06/81	220.2	225.7	227.8	3.3	.9
Other industrial gases, including argon, hydrogen, helium, and carbon monoxide		325120-D	06/81	244.0	252.0	259.7	-11.5	3.1
Acetylene		325120-1	06/81	255.7	255.7	270.1	9.7	5.6
Carbon dioxide		325120-4	06/81	239.7	243.2	250.1	12.5	2.8
Nitrogen		325120-7	06/81	119.0	122.0	123.4	4.0	1.1
Secondary products and miscellaneous receipts		325120-SM						
Miscellaneous receipts		325120-M	12/03	140.0	140.0	(³)	(³)	(³)
Synthetic dye and pigment mfg	32513		12/03	120.7	126.3	123.2	8.5	-2.5

See footnotes at end of table.

Table 5. Producer price indexes for the net output of selected industries and their products, not seasonally adjusted
—Continued

Industry and product ¹	Industry code	Product code	Index base	Index			Percent change to Dec. 2007 from:	
				Aug. 2007 ²	Nov. 2007 ²	Dec. 2007 ²	Dec. 2006	Nov. 2007
Inorganic dye and pigment manufacturing	325131		06/83	199.9	210.5	202.6	10.6	-3.8
Primary products		325131-P	06/83	190.0	199.0	191.9	8.5	-3.6
Titanium dioxide, composite and pure		325131-1	06/83	162.4	162.9	159.7	-2.9	-2.0
Other white opaque pigments		325131-4	06/90	78.6	78.6	(³)	(³)	(³)
Chrome colors and other inorganic pigments		325131-7	06/83	305.4	341.3	320.5	31.0	-6.1
Chrome colors		325131-71	12/01	152.1	(³)	(³)	(³)	(³)
Iron oxide pigments		325131-72	06/83	201.8	201.8	201.8	-4	0
All other inorganic pigments, including white extender pigments and ceramic color pigments		325131-73	12/97	258.1	304.5	277.6	54.6	-8.8
Secondary products and miscellaneous receipts		325131-SM						
Miscellaneous receipts		325131-M	06/83	246.6	246.6	(³)	(³)	(³)
Secondary products		325131-S	06/83	405.6	474.2	442.8	62.5	-6.6
Synthetic organic dye and pigment mfg	325132		12/03	100.5	104.2	103.6	5.5	-.6
Primary products		325132-P	12/03	99.3	103.3	102.6	5.1	-.7
Synthetic organic dyes		325132-1	12/82	85.9	94.0	(³)	(³)	(³)
Synthetic organic pigments, lakes, and toners		325132-4	12/82	137.1	138.9	138.8	5.2	-.1
Secondary products and miscellaneous receipts		325132-SM						
Other basic inorganic chemical mfg	32518		12/03	161.8	166.1	165.2	7.1	-.5
Alkalies and chlorine manufacturing	325181		12/80	319.5	326.5	328.7	7.6	.7
Primary products		325181-P	12/80	278.8	281.5	283.8	4.9	.8
Chlorine, compressed or liquefied		325181-1	12/80	287.2	282.2	281.9	-4.9	-.1
Sodium hydroxide (caustic soda)		325181-4	12/80	280.6	293.6	300.0	20.3	2.2
Other alkalies		325181-7	12/80	122.6	123.5	123.4	3.9	-.1
Secondary products and miscellaneous receipts		325181-SM						
Carbon black manufacturing	325182		12/83	210.9	236.8	236.8	9.0	0
Primary products		325182-P	12/83	209.7	237.2	237.2	9.6	0
Carbon black, all processes		325182-0	12/83	209.7	237.2	237.2	9.6	0
Secondary products and miscellaneous receipts		325182-SM						
All other basic inorganic chemical mfg	325188		12/82	233.3	238.1	236.0	6.8	-.9
Primary products		325188-P	12/82	209.3	214.7	212.3	7.6	-1.1
Potassium and sodium compounds, excluding bleaches, alkalies, and alum		325188-A	12/82	189.5	183.3	(³)	(³)	(³)
Chemical catalytic preparations, excluding silica gel catalyst		325188-D	12/82	152.4	(³)	153.0	-4.1	(³)
All other inorganic chemicals		325188-H	12/03	186.6	195.2	191.7	15.7	-1.8
Sulfuric acid		325188-1	12/82	163.6	169.3	(³)	(³)	(³)
Inorganic acids, excluding nitric, sulfuric, and phosphoric		325188-4	12/82	94.1	(³)	93.1	2.4	(³)
Other inorganic aluminum compounds		325188-7	12/82	183.0	(³)	(³)	(³)	(³)
Secondary products and miscellaneous receipts		325188-SM						
Secondary products		325188-S	12/82	244.6	(³)	241.2	(³)	(³)
Other basic organic chemical mfg	32519		12/03	125.9	129.7	131.7	8.7	1.5
Gum and wood chemical manufacturing	325191		06/84	248.6	247.9	249.9	7.2	.8
Primary products		325191-P	06/84	249.6	249.3	251.4	7.9	.8
Gum and wood chemicals, including wood distillation products		325191-0	06/84	249.6	249.3	251.4	7.9	.8
Secondary products and miscellaneous receipts		325191-SM						
Cyclic crude and intermediate mfg	325192		12/03	132.4	132.7	133.1	10.9	.3
Primary products		325192-P	12/03	135.0	136.8	(³)	(³)	(³)
Cyclic (coal tar) intermediates		325192-1	12/82	167.3	169.6	(³)	(³)	(³)
Tar, tar crudes, and tar pitches		325192-4	05/83	(³)	(³)	(³)	(³)	(³)
Secondary products and miscellaneous receipts		325192-SM						
Secondary products		325192-S	12/03	118.4	(³)	114.8	(³)	(³)
Ethyl alcohol manufacturing	325193		12/03	147.2	144.3	144.0	-4.6	-.2
Primary products		325193-P	12/82	231.6	218.8	222.8	-6.0	1.8
Ethyl alcohol		325193-0	12/82	231.6	218.8	222.8	-6.0	1.8
Secondary products and miscellaneous receipts		325193-SM						
Secondary products		325193-S	12/03	99.9	110.4	103.4	(³)	-6.3
All other basic organic chemical mfg	325199		12/03	131.3	135.9	138.2	9.2	1.7
Primary products		325199-P	12/82	211.7	220.6	225.8	8.0	2.4
Synthetic organic alcohols, mixed and unmixed		325199-G	12/06	108.3	112.4	118.1	18.1	5.1
Synthetic organic chemicals for use as flavor and perfume materials		325199-H	12/03	104.4	106.1	106.1	3.0	0
Synthetic organic rubber-processing chemicals		325199-K	12/03	141.4	(³)	151.4	3.6	(³)
Synthetic organic plasticizers		325199-N	12/03	150.8	150.7	(³)	(³)	(³)
Miscellaneous end use chemicals and chemical products, excluding urea		325199-T	12/82	172.8	170.2	171.9	3.7	1.0
Miscellaneous cyclic and acyclic chemicals and chemical products, excluding fatty acid esters		325199-V	12/82	273.7	297.0	307.7	21.3	3.6
Fatty acids		325199-1	06/85	122.0	134.9	(³)	(³)	(³)
Secondary products and miscellaneous receipts		325199-SM						
Miscellaneous receipts		325199-M	12/82	1179.3	1179.3	1160.9	(³)	-1.6
Secondary products		325199-S	12/82	222.8	227.0	226.5	(³)	-.2

See footnotes at end of table.

Table 5. Producer price indexes for the net output of selected industries and their products, not seasonally adjusted
—Continued

Industry and product ¹	Industry code	Product code	Index base	Index			Percent change to Dec. 2007 from:	
				Aug. 2007 ²	Nov. 2007 ²	Dec. 2007 ²	Dec. 2006	Nov. 2007
Resin, synthetic rubber, and artificial/synthetic fiber/filaments mfg	3252		12/84	176.0	183.0	183.4	6.9	0.2
Resin and synthetic rubber mfg	32521		12/03	141.6	147.8	148.1	7.7	.2
Plastics material and resins mfg	325211		12/80	234.4	245.9	246.4	8.3	.2
Primary products		325211-P	12/80	211.7	223.6	221.8	10.1	-.8
Thermoplastic resins and plastics materials		325211-1	12/80	207.0	220.3	217.9	11.1	-1.1
Thermosetting resins and plastics materials		325211-4	12/80	236.2	238.9	241.2	5.1	1.0
Secondary products and miscellaneous receipts		325211-SM						
Miscellaneous receipts		325211-M	12/98	106.7	105.3	106.7	-.7	1.3
Secondary products		325211-S	12/80	397.7	404.9	426.2	.3	5.3
Synthetic rubber manufacturing	325212		06/81	171.5	170.8	172.0	2.7	.7
Primary products		325212-P	06/81	175.6	174.7	176.2	3.0	.9
Synthetic rubber (vulcanizable elastomers)		325212-0	06/81	175.6	174.7	176.2	3.0	.9
Secondary products and miscellaneous receipts		325212-SM						
Secondary products		325212-S	06/81	170.9	(³)	(³)	(³)	(³)
Artificial and synthetic fibers/filaments mfg	32522		12/03	111.0	111.6	111.8	.2	.2
Noncellulosic organic fiber mfg	325222		06/81	113.0	113.5	113.8	.2	.3
Primary products		325222-P	06/81	113.4	114.0	114.2	.2	.2
Nylon and other polyamide manufactured fibers		325222-1	12/89	105.6	106.6	107.2	-.7	.6
Polyolefin manufactured fibers		325222-4	12/89	176.2	177.5	177.5	1.5	0
Polyester manufactured fibers		325222-7	12/89	99.5	99.5	99.5	1.6	0
Pesticide, fertilizer, and other agricultural chemical mfg	3253		12/84	181.1	190.3	200.8	28.7	5.5
Fertilizer mfg	32531		12/03	154.0	165.8	179.0	46.7	8.0
Nitrogenous fertilizer manufacturing	325311		12/79	273.8	291.4	305.0	30.9	4.7
Primary products		325311-P	12/79	268.0	284.9	298.6	31.6	4.8
Synthetic ammonia, nitric acid, and ammonium compounds		325311-1	12/79	289.0	303.6	317.3	27.8	4.5
Urea		325311-4	12/79	174.1	192.5	203.8	43.5	5.9
Fertilizer materials of organic origin, incl. activated sewage sludge, processed tankage etc.		325311-7	06/03	152.3	154.4	163.7	48.4	6.0
Secondary products and miscellaneous receipts		325311-SM						
Secondary products		325311-S	12/79	248.1	277.0	280.5	16.7	1.3
Phosphatic fertilizer manufacturing	325312		12/79	267.7	296.5	334.3	82.0	12.7
Primary products		325312-P	12/79	228.3	252.2	286.3	84.8	13.5
Superphosphates and other phosphatic fertilizer materials		325312-2	12/79	234.5	263.7	310.3	109.1	17.7
Mixed fertilizers, made in plants which manufacture fertilizer materials		325312-7	12/79	237.6	(³)	261.4	(³)	(³)
Secondary products and miscellaneous receipts		325312-SM						
Secondary products		325312-S	12/79	406.1	(³)	(³)	(³)	(³)
Fertilizer, mixing only, manufacturing	325314		12/79	193.2	199.6	205.0	16.0	2.7
Primary products		325314-P	12/79	191.0	197.7	201.6	16.0	2.0
Mixed fertilizers, mixing only		325314-0	06/86	169.7	175.6	179.0	15.9	1.9
Mixed fertilizers, dry, mixing only		325314-01	06/03	129.3	133.6	136.0	15.5	1.8
Mixed fertilizers, liquid, mixing only		325314-02	06/86	191.4	199.5	205.6	18.7	3.1
Secondary products and miscellaneous receipts		325314-SM						
Miscellaneous receipts		325314-M	12/79	176.8	179.4	198.3	16.5	10.5
Secondary products		325314-S	12/79	210.2	217.8	225.5	13.5	3.5
Pesticide and other agricultural chemical mfg	32532		12/03	106.9	107.6	108.6	3.4	.9
Pesticide and other agricultural chemical manufacturing	325320		06/82	147.2	148.1	149.6	3.5	1.0
Primary products		325320-P	06/82	154.7	155.7	157.3	3.2	1.0
Agricultural and commercial pesticides and chemicals		325320-1	06/03	105.5	106.4	107.7	4.0	1.2
Lawn and garden pesticides and chemicals		325320-4	06/03	107.6	(³)	115.5	9.1	(³)
Household and institutional pesticides and chemicals		325320-7	06/03	114.5	(³)	114.5	.4	(³)
Secondary products and miscellaneous receipts		325320-SM						
Secondary products		325320-S	06/82	126.3	126.3	126.3	4.6	0
Pharmaceutical and medicine mfg	3254		12/84	278.0	279.6	280.2	4.2	.2
Pharmaceutical and medicine mfg	32541		12/03	116.5	117.2	117.4	4.3	.2
Medicinal and botanical manufacturing	325411		06/82	139.7	139.8	139.5	2.3	-.2
Primary products		325411-P	06/82	140.5	140.7	140.4	2.1	-.2
Synthetic organic medicinal chemicals, in bulk		325411-1	06/82	141.8	141.9	141.6	2.3	-.2
Medicinals and botanicals, all other medicinal chemicals and botanical products, in bulk		325411-4	06/82	129.6	130.2	130.1	1.5	-.1
Secondary products and miscellaneous receipts		325411-SM						
Secondary products		325411-S	06/82	137.7	137.0	133.2	3.9	-2.8

See footnotes at end of table.

Table 5. Producer price indexes for the net output of selected industries and their products, not seasonally adjusted
—Continued

Industry and product ¹	Industry code	Product code	Index base	Index			Percent change to Dec. 2007 from:	
				Aug. 2007 ²	Nov. 2007 ²	Dec. 2007 ²	Dec. 2006	Nov. 2007
Pharmaceutical preparation manufacturing	325412		06/81	417.5	420.3	421.3	4.9	0.2
Primary products		325412-P	06/81	439.9	441.9	443.3	5.0	.3
Pharmaceutical preparations, acting on the respiratory system		325412-A	06/01	124.5	124.4	124.5	3.4	.1
Bronchial therapy		325412-A111	06/81	686.2	686.2	686.2	3.9	0
Other respiratory preparations		325412-A112	06/01	123.2	122.9	123.1	2.5	.2
Other respiratory preparations, prescription		325412-A1121	06/01	150.1	149.2	149.7	3.8	.3
Other respiratory preparations, non-prescription		325412-A1122	06/01	99.9	100.1	100.1	.2	0
Pharmaceutical preparations, acting on the digestive or the genito-urinary systems		325412-D	06/01	137.7	137.9	137.9	5.9	0
Antispasmodic/antisecretory		325412-D111	06/81	479.1	479.0	479.0	7.7	0
Other digestive or genito-urinary preparations		325412-D112	06/01	123.0	123.1	123.1	5.4	0
Other digestive or genito-urinary preparations, prescription		325412-D1121	06/01	128.1	128.3	128.3	5.9	0
Other digestive or genito-urinary preparations, non-prescription		325412-D1122	06/01	102.8	102.8	102.8	.4	0
Pharmaceutical preparations, acting on the skin		325412-G	06/01	132.5	133.3	133.3	6.2	0
Skin preparations, prescription		325412-G111	06/81	1024.8	1025.3	1025.3	10.9	0
Skin preparations, non-prescription		325412-G112	06/81	222.2	225.0	225.0	1.9	0
Pharmaceutical preparations, vitamin, nutrient, and hematonic preparations		325412-L	06/01	104.4	105.7	105.9	2.6	.2
Multivitamins		325412-L111	06/81	161.9	162.4	162.4	.1	0
Other vitamins and nutrients		325412-L112	06/01	104.6	106.4	106.8	4.1	.4
Other vitamins and nutrients, prescription		325412-L1121	06/01	123.3	127.4	128.4	7.7	.8
Other vitamins and nutrients, non-prescription		325412-L1122	06/01	96.6	96.6	96.6	.4	0
Pharmaceutical preparations, affecting parasitic and infective diseases (excluding diagnostics)		325412-Q	06/01	135.9	135.8	137.1	9.0	1.0
Broad and medium spectrum antibiotics		325412-Q111	06/81	338.2	338.4	338.2	10.0	-.1
Systemic antivirals		325412-Q112	06/01	132.8	132.8	134.9	8.9	1.6
Other parasitic and infective diseases		325412-Q113	06/01	133.7	133.3	136.3	7.1	2.3
Pharmaceutical preparations, for veterinary use (excluding pet flea and tick products)		325412-T	06/81	140.3	(³)	(³)	(³)	(³)
Pharmaceuticals, affecting neoplasms, the endocrine system, and metabolic diseases		325412-1	06/01	145.4	146.6	146.9	3.6	.2
Cancer therapy products		325412-1111	06/81	791.8	788.3	794.9	-.7	.8
Insulin/antidiabetes products		325412-1112	06/81	410.2	423.1	425.4	9.1	.5
Other neoplasms, endocrine system, and metabolic diseases, including hormones		325412-1113	06/81	529.0	533.1	533.1	3.9	0
Pharmaceutical preparations, acting on the central nervous system and the sense organs		325412-4	06/01	132.8	133.5	133.9	6.9	.3
Analgesics		325412-4111	06/01	113.8	113.9	114.0	1.6	.1
Analgesics, prescription		325412-41111	06/81	638.5	639.5	639.8	1.7	0
Analgesics, non-prescription		325412-41112	06/81	223.3	223.3	223.3	0	0
Psychotherapeutics		325412-4112	06/81	2819.2	2859.3	2885.7	11.7	.9
Antidepressants		325412-41121	12/87	496.9	505.5	505.7	10.2	0
Other psychotherapeutics, including tranquilizers		325412-41123	06/01	141.8	141.8	149.1	18.6	5.1
Other central nervous system and sense organs		325412-4113	06/01	113.4	113.4	113.4	6.8	0
Pharmaceutical preparations, acting on the cardiovascular system		325412-7	06/81	471.4	475.2	479.7	2.5	.9
Anticoagulants		325412-7111	06/81	114.7	114.7	114.7	4.6	0
ACE inhibitors		325412-7112	06/01	93.3	93.4	98.8	-7.1	5.8
Other cardiovascular preparations		325412-7113	06/01	144.6	146.1	146.1	4.8	0
Secondary products and miscellaneous receipts		325412-SM						
Miscellaneous receipts		325412-M	06/81	403.0	422.9	418.4	6.9	-1.1
Secondary products		325412-S	06/81	192.4	192.4	192.4	1.3	0
In-vitro diagnostic substance mfg	325413		03/80	206.2	206.9	206.9	-2.0	0
Primary products		325413-P	06/87	137.9	138.5	138.5	-2.5	0
In-vitro diagnostic substances		325413-0	06/91	122.4	123.0	123.0	-2.5	0
In-vitro diagnostic substances (clinical chemistry) reagents, including toxicology		325413-01	06/87	127.9	127.9	127.9	-3.7	0
In-vitro diagnostic substances (clinical chemistry) standards and controls, incl toxicology		325413-02	06/87	164.6	165.1	164.6	2.4	-.3
In-vitro diagnostic substances, blood bank, hematology, and coagulation products		325413-03	06/00	126.2	132.6	132.6	-.8	0
In-vitro diagnostic substances, microbiology, virology, serology, cytology, and histology		325413-04	06/87	140.6	140.9	141.3	.9	.3
In-vitro diagnostic substances, culture media		325413-05	12/03	113.6	113.6	120.2	6.1	5.8
In-vitro diagnostic substances, other		325413-06	12/03	96.6	96.6	96.6	-1.4	0
Secondary products and miscellaneous receipts		325413-SM						
Miscellaneous receipts		325413-M	12/80	315.7	315.8	315.8	0	0
Secondary products		325413-S	03/80	248.3	248.3	248.3	.1	0
Other biological product manufacturing	325414		06/91	170.3	171.0	171.3	3.1	.2
Primary products		325414-P	06/91	163.6	164.4	164.7	3.2	.2
Biological products, excluding diagnostics, for veterinary, industrial, and all other misc. us		325414-A	03/80	127.3	127.5	127.5	5.3	0
Blood and blood derivatives, for human use		325414-1	03/80	(³)	(³)	(³)	(³)	(³)
Other biologics, excluding diagnostics, for human use		325414-7	06/87	239.5	241.0	240.8	1.9	-.1
Secondary products and miscellaneous receipts		325414-SM						
Miscellaneous receipts		325414-M	12/93	218.2	218.4	218.4	2.0	0

See footnotes at end of table.

Table 5. Producer price indexes for the net output of selected industries and their products, not seasonally adjusted
—Continued

Industry and product ¹	Industry code	Product code	Index base	Index			Percent change to Dec. 2007 from:	
				Aug. 2007 ²	Nov. 2007 ²	Dec. 2007 ²	Dec. 2006	Nov. 2007
Paint, coating & adhesive mfg	3255		12/03	121.9	122.3	122.3	3.3	0.0
Paint and coating mfg	32551		06/83	210.2	210.9	210.9	3.4	0
Paint and coating manufacturing	325510		06/83	209.8	210.6	210.5	3.4	0
Primary products		325510-P	06/83	210.9	211.7	211.6	3.5	0
Miscellaneous allied paint products including paint and varnish removers, thinners, etc.		325510-B	12/88	213.1	214.7	214.5	5.1	-.1
Architectural coatings		325510-1	06/83	228.7	228.7	228.6	4.1	0
Product finishes for original equipment manufacturers (OEM), excluding marine coatings		325510-4	06/83	146.6	148.3	148.4	2.6	.1
Special purpose coatings incl. marine, industrial, construction and maintenance coatings, etc.		325510-7	06/83	277.7	277.8	277.7	3.0	0
Secondary products and miscellaneous receipts		325510-SM						
Miscellaneous receipts		325510-M	06/83	185.8	185.0	185.3	1.6	.2
Secondary products		325510-S	06/83	203.8	204.1	204.5	1.5	.2
Adhesive mfg	32552		12/03	119.3	119.5	119.6	3.0	.1
Adhesive manufacturing	325520		12/83	193.9	194.3	194.4	2.9	.1
Primary products		325520-P	12/83	193.8	194.2	194.6	3.0	.2
Nonstructural caulking compounds and sealants		325520-A	12/06	101.0	101.0	101.6	1.6	.6
Natural base glues and adhesives		325520-1	12/83	215.1	215.1	215.1	-3	0
Synthetic resin & rubber adhesives, incl all types of bonding & laminating adhesives		325520-4	12/83	201.5	202.1	202.3	3.6	.1
Structural sealants (load bearing)		325520-9	12/06	103.6	(³)	(³)	(³)	(³)
Secondary products and miscellaneous receipts		325520-SM						
Miscellaneous receipts		325520-M	12/83	228.0	(³)	(³)	(³)	(³)
Secondary products		325520-S	12/83	169.6	169.3	171.1	2.3	1.1
Soap, cleaners, and toilet preparation mfg	3256		12/84	147.8	148.8	149.7	2.6	.6
Soap & cleaning compound mfg	32561		12/03	113.1	114.6	114.7	2.8	.1
Soap and other detergent manufacturing	325611		06/83	145.7	147.1	147.1	.7	0
Primary products		325611-P	06/83	141.0	142.8	142.7	.9	-.1
Soaps and detergents, commercial, industrial, and institutional		325611-1	06/83	188.6	192.7	192.4	1.5	-.2
Commercial, industrial, and institutional dishwashing detergents		325611-1T	06/07	100.0	101.7	101.6	(³)	-.1
Hard surface soaps and detergents, commercial, industrial, and institutional		325611-11	06/07	100.3	101.2	101.8	(³)	.6
Commercial, industrial, and institutional laundry detergents		325611-12	06/07	100.0	103.0	102.6	(³)	-.4
Dairy, farm, and food plant cleaners, sanitizers, etc.		325611-16	06/07	100.0	100.9	100.9	(³)	0
Commercial, industrial, and institutional soaps, excluding specialty cleaners		325611-17	06/07	100.3	101.5	101.7	(³)	.2
Household detergents		325611-4	06/83	118.3	118.3	118.4	.1	.1
Soaps, excluding specialty cleaners, household		325611-7	06/83	163.6	164.2	164.2	1.0	0
Secondary products and miscellaneous receipts		325611-SM						
Miscellaneous receipts		325611-M	06/83	150.4	147.7	149.0	-.9	.9
Secondary products		325611-S	06/83	169.5	169.3	169.5	-.5	.1
Polish and other sanitation good manufacturing	325612		06/83	159.1	160.7	161.6	5.2	.6
Primary products		325612-P	06/83	156.5	156.7	160.2	3.1	2.2
Specialty cleaning and sanitation products (including household bleaches)		325612-5	06/83	150.3	150.4	153.9	4.1	2.3
Household bleaches, disinfectants, and laundry fabric softeners		325612-5T	06/07	102.8	102.9	102.7	(³)	-.2
Air and room fresheners		325612-53	06/83	133.7	133.4	134.0	1.7	.4
Specialty cleaning and sanitation products		325612-54	06/89	134.4	134.4	141.5	5.4	5.3
Polishing preparations and related products		325612-7	06/83	170.9	171.5	175.0	3.1	2.0
Secondary products and miscellaneous receipts		325612-SM						
Miscellaneous receipts		325612-M	06/83	131.5	136.9	131.9	14.3	-3.7
Secondary products		325612-S	06/83	179.5	179.7	179.7	1.9	0
Surface active agent manufacturing	325613		12/83	184.9	190.2	190.4	6.7	.1
Primary products		325613-P	12/83	195.9	202.2	202.6	7.6	.2
Surfactants, finishing agents, and assistants		325613-0	12/83	195.9	202.2	202.6	7.6	.2
Textile and leather assistants and finishes		325613-01	12/83	149.3	153.8	153.7	3.5	-.1
Surfactants (bulk surface active agents)		325613-02	12/83	209.4	216.3	216.9	10.3	.3
Secondary products and miscellaneous receipts		325613-SM						
Secondary products		325613-S	12/83	164.9	164.9	(³)	(³)	(³)
Toilet preparation mfg	32562		12/03	104.1	104.3	105.3	2.4	1.0
Toilet preparation manufacturing	325620		03/80	189.4	189.6	191.6	2.5	1.1
Primary products		325620-P	03/80	190.1	190.3	192.5	2.5	1.2
Denifrices, mouthwashes, gargles, and rinses		325620-A	12/03	100.0	100.0	100.0	(³)	0
Creams, lotions and oils (excl. shaving, hair, and deodorant)		325620-D	03/80	197.8	197.9	198.1	1.0	.1
Creams, excluding shaving		325620-D1	06/07	99.9	100.0	100.1	(³)	.1
Lotions and oils		325620-D2	06/07	100.0	100.0	100.0	(³)	0

See footnotes at end of table.

Table 5. Producer price indexes for the net output of selected industries and their products, not seasonally adjusted
—Continued

Industry and product ¹	Industry code	Product code	Index base	Index			Percent change to Dec. 2007 from:	
				Aug. 2007 ²	Nov. 2007 ²	Dec. 2007 ²	Dec. 2006	Nov. 2007
Toilet preparation manufacturing—Continued								
Other cosmetics and toilet preparations		325620-G	06/99	103.8	103.8	107.4	3.8	3.5
Cosmetics		325620-G1	06/07	100.0	100.0	100.0	(³)	0
Other cosmetics and toilet preparations		325620-G4	06/07	100.0	100.0	106.0	(³)	6.0
Shaving preparations		325620-1	03/80	162.0	162.0	162.0	.5	0
Perfumes, toilet waters, and colognes		325620-4	03/80	210.3	210.3	210.3	1.1	0
Hair preparations (including shampoos)		325620-7	03/80	192.0	192.6	192.7	3.2	.1
Hair preparations (including shampoos)		325620-71	06/07	100.7	101.1	101.2	(³)	.1
Hair tonics, including hair and scalp conditioners		325620-72	06/07	100.5	100.8	100.6	(³)	-.2
Secondary products and miscellaneous receipts		325620-SM						
Miscellaneous receipts		325620-M	03/80	124.0	124.0	124.0	(³)	0
Secondary products		325620-S	03/80	299.2	300.5	300.4	2.7	0
Other chemical product & preparation mfg	3259		12/03	118.3	119.7	120.3	3.9	.5
Printing ink mfg	32591		12/03	114.5	115.5	116.9	7.3	1.2
Printing ink manufacturing	325910		06/84	153.4	154.8	156.6	7.3	1.2
Primary products		325910-P	06/84	153.3	154.8	156.7	7.3	1.2
Flexographic printing inks		325910-A	06/84	139.7	141.5	140.9	2.0	-.4
All other printing inks		325910-H	06/84	169.6	169.6	169.5	.5	-.1
Letterpress printing inks		325910-1	06/84	181.9	182.7	188.7	3.5	3.3
Gravure printing inks		325910-7	06/84	143.0	147.1	147.1	4.2	0
Lithographic and offset printing inks		325910-9	06/84	156.2	157.0	162.0	14.9	3.2
Secondary products and miscellaneous receipts		325910-SM						
Miscellaneous receipts		325910-M	06/84	169.6	169.9	169.9	1.3	0
Secondary products		325910-S	06/84	120.5	120.5	120.5	8.1	0
Explosives mfg	32592		12/06	104.0	102.8	103.4	3.4	.6
Explosives manufacturing	325920		12/80	264.6	261.4	263.0	3.4	.6
Primary products		325920-P	12/80	233.9	233.2	233.7	2.7	.2
Explosives		325920-0	12/80	235.5	234.7	235.2	2.7	.2
Secondary products and miscellaneous receipts		325920-SM						
Miscellaneous receipts		325920-M	12/80	393.5	372.5	381.6	7.0	2.4
Secondary products		325920-S	12/95	150.7	150.7	(³)	(³)	(³)
All other chemical product & preparation mfg	32599		12/03	118.9	120.5	121.0	3.5	.4
Custom compounding of purchased resins	325991		06/93	141.0	142.9	142.8	3.9	-.1
Primary products		325991-P	06/93	144.5	146.7	146.6	4.3	-.1
Custom compounding of purchased resins and color concentrates		325991-1	06/93	144.5	146.7	146.6	4.3	-.1
Custom compounding of purchased resins		325991-11	06/93	147.9	150.1	150.0	4.4	-.1
Plastics color concentrates		325991-12	06/93	133.8	135.9	(³)	(³)	(³)
Secondary products and miscellaneous receipts		325991-SM						
Photographic film and chemical manufacturing	325992		12/03	104.9	104.0	105.1	1.4	1.1
Primary products		325992-P	12/03	106.5	105.2	106.8	2.1	1.5
Photographic sensitized film, plates, paper and cloth		325992-T	06/07	101.7	101.3	103.0	(³)	1.7
Prepared photographic chemicals		325992-5	12/83	79.3	75.1	75.6	(³)	.7
Secondary products and miscellaneous receipts		325992-SM						
Miscellaneous receipts		325992-M	12/03	(³)	100.0	(³)	(³)	(³)
Other miscellaneous chemical product mfg	325998		06/85	179.7	184.6	185.2	4.8	.3
Primary products		325998-P	06/85	175.8	181.4	181.7	4.7	.2
Water treating compounds		325998-A	06/85	165.0	165.0	165.0	.7	0
Automotive chemicals		325998-E	12/03	141.5	(³)	(³)	(³)	(³)
All other chemical preparations, including essential oils and water-treating compounds		325998-J	06/85	180.3	183.6	184.3	5.0	.4
Evaporated salt, (bulk, pressed blocks, and packaged), excluding table salt		325998-1	06/85	150.4	154.5	153.5	-5.5	-.6
Secondary products and miscellaneous receipts		325998-SM						
Miscellaneous receipts		325998-M	12/03	123.6	123.6	123.6	1.7	0
Secondary products		325998-S	06/85	232.2	233.8	238.2	7.7	1.9
Plastics and rubber products mfg	326		12/84	151.3	152.3	152.9	1.5	.4
Plastics product mfg	3261		06/93	134.6	135.4	135.9	1.2	.4
Unsupported plastics film, sheet, and bag mfg	32611		12/03	125.0	127.1	128.3	3.2	.9
Plastics bag manufacturing	326111		12/03	126.4	129.1	129.7	2.6	.5
Primary products		326111-P	12/03	127.5	130.4	130.8	2.3	.3
Single-web film specialty bags, pouches, and liners		326111-1	12/83	196.6	201.1	201.3	2.1	.1
Multiweb film/film combination specialty bags, pouches, and liners		326111-3	12/03	116.9	119.0	122.7	(³)	3.1
Secondary products and miscellaneous receipts		326111-SM						
Miscellaneous receipts		326111-M	12/03	110.3	110.8	114.7	(³)	3.5
Secondary products		326111-S	12/03	122.9	124.8	126.5	6.3	1.4

See footnotes at end of table.

Table 5. Producer price indexes for the net output of selected industries and their products, not seasonally adjusted

—Continued

Industry and product ¹	Industry code	Product code	Index base	Index			Percent change to Dec. 2007 from:	
				Aug. 2007 ²	Nov. 2007 ²	Dec. 2007 ²	Dec. 2006	Nov. 2007
Plastics packaging film and sheet mfg	326112		12/03	111.2	114.6	116.0	4.8	1.2
Primary products		326112-P	12/03	112.6	116.1	117.8	5.2	1.5
Single-web film, rolls, and sheets, including coextruded, for flexible packaging uses		326112-1	12/87	159.3	166.7	169.6	7.6	1.7
Single-web film, rolls, and sheets, including coextruded, for flexible packaging uses		326112-11	06/07	102.7	108.1	110.2	(³)	1.9
Coextruded single-web film, for flexible packaging uses		326112-12	06/07	101.6	103.3	103.7	(³)	.4
Film/film multiweb laminated rolls and sheets, except foil, for flexible packaging uses		326112-3	12/87	149.3	149.3	150.4	.3	.7
Polypropylene/polypropylene multiweb laminated rolls and sheets, for flexible packaging uses		326112-31	06/07	99.8	100.1	101.6	(³)	1.5
All metalized film/film multiweb laminated rolls and sheets, for flexible packaging uses		326112-34	06/07	99.2	98.9	98.9	(³)	0
Secondary products and miscellaneous receipts		326112-SM						
Secondary products		326112-S	12/03	103.5	106.8	106.5	2.2	-.3
Nonpackaging plastics film and sheet mfg	326113		06/93	152.4	153.9	155.5	3.0	1.0
Primary products		326113-P	12/82	183.9	186.7	188.4	3.7	.9
Unlaminated plastics film and sheet, excluding packaging		326113-0	12/82	183.9	186.7	188.4	3.7	.9
Unlaminated polyethylene and polypropylene film and sheet		326113-0T	06/07	104.7	107.7	107.9	(³)	.2
Unlaminated vinyl and vinyl copolymer film and sheet		326113-03	06/93	142.3	141.5	141.5	3.3	0
Other unlaminated plastics film and sheet		326113-04	06/93	133.9	135.3	138.1	5.5	2.1
Secondary products and miscellaneous receipts		326113-SM						
Secondary products		326113-S	06/93	124.7	120.0	122.5	-1.8	2.1
Plastics pipe/fitting/unsupported shapes mfg	32612		12/03	137.1	138.7	139.8	2.2	.8
Unlaminated plastics profile shape mfg	326121		06/93	119.2	123.7	121.1	3.1	-2.1
Primary products		326121-P	12/82	153.9	160.7	156.7	3.4	-2.5
Unlaminated plastics profile shapes		326121-0	12/82	153.9	160.7	156.7	3.4	-2.5
Secondary products and miscellaneous receipts		326121-SM						
Secondary products		326121-S	06/93	142.5	142.5	142.5	1.2	0
Plastics pipe and pipe fitting manufacturing	326122		06/93	199.1	198.2	203.6	1.7	2.7
Primary products		326122-P	12/82	190.3	189.3	194.6	1.6	2.8
Plastics pipe		326122-1	12/82	195.5	194.8	200.8	2.0	3.1
Plastics drain, waste and vent pipe		326122-11	06/87	140.4	137.2	137.9	1.0	.5
Plastics water pipe		326122-13	06/87	169.6	170.3	177.4	1.1	4.2
Plastics industrial and mining pipe (incl. chemical processing, food processing)		326122-15	06/93	313.8	313.3	313.3	4.5	0
Plastics sewer pipe		326122-16	06/87	170.9	170.7	192.2	9.3	12.6
Plastics oil and gas pipe		326122-17	07/93	121.3	(³)	(³)	(³)	(³)
Other plastics pipe		326122-19	07/87	279.5	278.1	287.6	2.9	3.4
Plastics pipe fittings and unions		326122-3	12/03	136.2	133.9	134.9	-1.4	.7
Secondary products and miscellaneous receipts		326122-SM						
Miscellaneous receipts		326122-M	12/99	121.7	121.6	(³)	(³)	(³)
Laminated plastics plate, sheet, and shape mfg	32613		12/03	107.4	107.7	109.8	1.6	1.9
Laminated plastics plate, sheet, and shapes	326130		06/93	133.5	134.0	136.6	1.6	1.9
Primary products		326130-P	12/82	173.2	173.9	177.7	2.0	2.2
Plastics laminates (excluding flexible packaging)		326130-0	12/82	173.2	173.9	177.7	2.0	2.2
Secondary products and miscellaneous receipts		326130-SM						
Secondary products		326130-S	06/93	126.0	126.0	126.0	-1.3	0
Polystyrene foam product mfg	32614		12/03	127.9	127.2	128.3	5.6	.9
Polystyrene foam product manufacturing	326140		12/03	127.9	127.2	128.4	5.7	.9
Primary products		326140-P	12/03	128.8	128.2	129.6	6.6	1.1
Packaging, polystyrene foam products		326140-2	12/03	122.5	122.7	123.3	6.4	.5
Polystyrene foam food containers		326140-21	06/06	100.2	100.5	101.5	1.9	1.0
Polystyrene foam protective shipping pads/shaped cushioning/other foam packaging supplies		326140-22	06/06	111.7	111.7	111.7	12.0	0
Building and construction polystyrene foam products		326140-3	12/03	111.6	111.8	111.8	0	0
Consumer and institutional polystyrene foam products		326140-5	12/82	177.2	174.8	178.1	9.7	1.9
All other polystyrene foam products incl transportation application uses		326140-7	06/06	104.9	(³)	(³)	(³)	(³)
Secondary products and miscellaneous receipts		326140-SM						
Miscellaneous receipts		326140-M	06/04	120.4	116.7	115.6	-4.1	-.9
Secondary products		326140-S	05/04	118.3	(³)	(³)	(³)	(³)
Foam product (ex polystyrene) mfg	32615		12/03	131.1	131.6	132.1	-5.0	.4
Urethane and other foam product mfg	326150		12/03	131.1	131.6	132.1	-5.0	.4
Primary products		326150-P	12/03	130.0	130.1	130.8	-6.0	.5
Transportation polyurethane foam products		326150-1	12/82	160.4	160.4	160.4	.2	0
Packaging polyurethane foam products		326150-2	12/03	122.5	125.3	125.3	3.6	0
Building and construction polyurethane foam		326150-3	12/03	126.0	126.0	126.0	1.9	0

See footnotes at end of table.

Table 5. Producer price indexes for the net output of selected industries and their products, not seasonally adjusted
—Continued

Industry and product ¹	Industry code	Product code	Index base	Index			Percent change to Dec. 2007 from:	
				Aug. 2007 ²	Nov. 2007 ²	Dec. 2007 ²	Dec. 2006	Nov. 2007
Urethane and other foam product mfg—Continued								
Furniture and furnishings polyurethane foam products		326150-4	12/82	204.5	203.4	206.2	-13.4	1.4
Consumer and institutional polyurethane foam products		326150-5	12/03	98.1	108.1	108.1	6.6	0
All other miscellaneous polyurethane foam products		326150-6	12/03	103.4	103.8	101.5	-1.6	-2.2
Products made of foam other than polystyrene or polyurethane, incl. vinyl		326150-9	12/99	123.1	123.1	123.1	2.4	0
Secondary products and miscellaneous receipts		326150-SM						
Secondary products		326150-S	12/03	139.3	147.5	144.6	9.5	-2.0
Plastics bottle mfg	32616		12/03	118.3	119.0	119.1	.4	.1
Plastics bottle manufacturing	326160		06/93	133.4	134.1	134.2	.4	.1
Primary products		326160-P	12/82	152.2	153.1	153.2	.3	.1
Plastic bottles		326160-0	06/87	145.1	145.9	146.0	.3	.1
Secondary products and miscellaneous receipts		326160-SM						
Secondary products		326160-S	06/93	144.5	145.5	(³)	(³)	(³)
Other plastics product mfg	32619		12/03	113.0	113.3	113.4	.8	.1
Plastics plumbing fixture manufacturing	326191		06/93	128.2	128.2	128.2	.6	0
Primary products		326191-P	06/93	128.4	128.4	128.4	.8	0
Plastics plumbing fixtures		326191-0	06/93	128.4	128.4	128.4	.8	0
Secondary products and miscellaneous receipts		326191-SM						
Miscellaneous receipts		326191-M	12/04	96.3	(³)	(³)	(³)	(³)
Secondary products		326191-S	12/04	96.9	96.9	(³)	(³)	(³)
Resilient floor covering manufacturing	326192		12/85	160.0	159.3	160.5	2.7	.8
Primary products		326192-P	12/85	164.6	163.7	165.1	3.3	.9
Resilient floor coverings		326192-0	12/85	164.6	163.7	165.1	3.3	.9
Resilient floor covering, sheet flooring, including vinyl and rubber		326192-0110	06/06	108.6	107.6	108.5	3.7	.8
Resilient floor covering, tile, incl vinyl, vinyl composition, rubber, etc.		326192-0120	06/06	100.9	100.9	102.0	2.6	1.1
Secondary products and miscellaneous receipts		326192-SM						
Miscellaneous receipts		326192-M	06/06	97.2	(³)	97.2	-4.9	(³)
All other plastics product manufacturing	326199		06/93	124.9	125.4	125.4	.7	0
Primary products		326199-P	06/87	147.4	147.8	147.9	.7	.1
All other reinforced and fiberglass plastics products		326199-A	06/93	124.1	124.6	124.5	.7	-.1
Consumer, institutional, & commercial fabricated plastics products (excl foam & wire coated)		326199-B	06/93	120.9	121.6	122.8	.1	1.0
Transportation fabricated plastics products (excluding foam & reinforced plastics)		326199-1	06/93	99.2	99.7	99.4	.3	-.3
Electrical & electronic fabricated plastics (excl foam & reinforced plastics)		326199-2	12/82	123.7	123.7	123.8	4.1	.1
Industrial machinery plastics products, excl foam (incl gears, bearings, bushings, cams)		326199-3	06/93	115.8	115.8	115.8	.2	0
Plastics packaging (excluding film and sheet, foam, and bottles)		326199-4	06/93	142.5	143.2	144.2	-.8	.7
Plastics dinnerware, tableware, kitchenware, & oven-microwave ware (excluding foam & cups)		326199-5	06/93	235.5	234.2	227.0	9.2	-3.1
Building & construction fabricated plastics products (excl foam, plumbing fixtures, hardware)		326199-8	12/03	109.6	109.4	109.1	-.5	-.3
Secondary products and miscellaneous receipts		326199-SM						
Miscellaneous receipts		326199-M	12/99	98.4	98.4	98.4	-.8	0
Secondary products		326199-S	06/93	135.0	137.1	136.2	1.7	-.7
Rubber product mfg	3262		12/03	115.4	116.5	117.2	2.9	.6
Tire mfg	32621		06/81	128.8	130.9	132.0	3.5	.8
Tire manufacturing, except retreading	326211		06/81	128.8	130.9	131.9	3.5	.8
Primary products		326211-P	06/81	122.6	124.8	125.0	2.8	.2
Solid and semi-pneumatic tires		326211-D	12/03	114.0	(³)	114.0	-2.2	(³)
Tread rubber, tire sundries, and repair materials		326211-H	06/81	173.1	173.1	173.1	.2	0
Passenger car pneumatic tires (casings)		326211-1	06/81	117.6	119.7	120.1	3.5	.3
Truck and bus (including off-the-highway) pneumatic tires		326211-3	06/81	111.1	113.3	113.3	2.4	0
Light truck (including off-the-highway) radial pneumatic tires		326211-31	12/04	109.1	112.2	112.1	(³)	-.1
Other truck and bus pneumatic tires		326211-32	12/03	119.6	120.9	120.9	3.9	0
Industrial and utility pneumatic tires (including garden)		326211-9	12/03	101.5	101.5	103.4	.9	1.9
Secondary products and miscellaneous receipts		326211-SM						
Miscellaneous receipts		326211-M	12/03	127.8	(³)	164.9	(³)	(³)
Rubber and plastics hose and belting	32622		12/03	113.9	114.2	115.1	2.6	.8
Rubber and plastics hose and belting mfg	326220		12/81	182.2	182.6	184.0	2.6	.8
Primary products		326220-P	12/81	181.3	181.9	183.2	2.8	.7
Industrial rubber and plastics hose without fittings		326220-A	12/04	109.7	109.2	110.3	2.0	1.0
Rubber and plastics water hose (including fire, irrigation, and other water hose)		326220-B	12/04	118.5	117.9	118.5	.3	.5
Rubber and plastics garden hose (with or without fittings)		326220-C	12/81	163.7	163.3	163.7	.6	.2
Flat rubber and plastics belts and belting		326220-1	12/81	197.7	197.7	197.7	3.8	0

See footnotes at end of table.

Table 5. Producer price indexes for the net output of selected industries and their products, not seasonally adjusted
—Continued

Industry and product ¹	Industry code	Product code	Index base	Index			Percent change to Dec. 2007 from:	
				Aug. 2007 ²	Nov. 2007 ²	Dec. 2007 ²	Dec. 2006	Nov. 2007
Rubber and plastics hose and belting mfg—Continued								
Rubber and plastics transmission belts and belting other than flat		326220-2	12/81	157.2	157.2	(³)	(³)	(³)
Rubber and plastics inner tube type airhose other than pneumatic power transfer		326220-7	12/04	120.9	(³)	(³)	(³)	(³)
All other pneumatic and hydraulic hose, made of rubber and other materials		326220-8	12/04	108.0	108.0	111.7	4.3	3.4
Hose for on- and off-highway motor vehicles (made of rubber and other materials)		326220-9	12/04	101.5	101.3	101.9	.6	.6
Secondary products and miscellaneous receipts		326220-SM						
Miscellaneous receipts		326220-M	12/04	111.7	(³)	(³)	(³)	(³)
Secondary products		326220-S	12/81	223.6	221.3	223.6	.8	1.0
Other rubber product mfg	32629		12/88	133.2	133.6	133.8	2.1	.1
Rubber product mfg. for mechanical use	326291		12/88	123.7	123.2	123.7	1.9	.4
Primary products		326291-P	12/88	120.8	120.3	120.8	2.1	.4
Molded rubber mechanical goods automotive		326291-1	06/83	103.0	103.0	103.0	2.6	0
Molded rubber mechanical goods, transportation (excl. automotive) & off-hwy machinery & equip		326291-2	12/03	112.5	107.9	112.5	4.3	4.3
Other molded rubber mechanical goods		326291-3	12/03	110.8	110.8	111.0	.9	.2
Extruded rubber mechanical goods, automotive, excluding tubing		326291-4	06/83	79.9	79.9	79.9	0	0
Other extruded rubber mechanical goods (excluding automotive)		326291-5	12/03	109.3	109.4	109.4	2.1	0
Other lathe-cut rubber mechanical goods (excluding automotive and transportation)		326291-7	12/04	139.0	139.0	(³)	(³)	(³)
Secondary products and miscellaneous receipts		326291-SM						
Secondary products		326291-S	06/83	157.7	157.7	157.7	.7	0
All other rubber product manufacturing	326299		06/83	153.5	155.0	154.9	2.2	-.1
Primary products		326299-P	06/83	153.0	154.2	154.4	2.2	.1
Rubber druggist and medical sundries, excluding household gloves		326299-A	12/03	106.8	106.6	106.7	1.9	.1
All other miscellaneous rubber goods		326299-B	06/83	147.0	148.4	148.6	3.3	.1
Rubber sponge, expanded and foam rubber products		326299-1	06/83	165.7	166.3	166.3	1.0	0
Rubber floor and wall coverings		326299-3	06/83	135.2	136.2	136.2	1.9	0
Rubber compounds or mixtures for sale or interplant transfer		326299-6	06/83	145.9	147.8	148.6	3.4	.5
All other industrial rubber products		326299-7	06/83	174.1	175.3	175.0	1.2	-.2
Secondary products and miscellaneous receipts		326299-SM						
Miscellaneous receipts		326299-M	06/83	177.0	182.1	180.8	3.3	-.7
Secondary products		326299-S	06/83	142.9	143.0	142.2	1.0	-.6
Nonmetallic mineral product manufacturing	327		12/84	166.5	166.3	166.6	1.2	.2
Clay product and refractory manufacturing	3271		12/03	113.5	113.0	113.4	1.9	.4
Pottery, ceramics, and plumbing fixture mfg	32711		12/84	164.3	162.5	162.8	1.2	.2
Vitreous china plumbing fixture manufacturing	327111		06/85	138.8	131.2	131.2	-2.5	0
Primary products		327111-P	06/85	127.5	118.8	118.8	-4.8	0
Vitreous plumbing fixtures		327111-0	12/03	103.6	96.5	96.5	-4.8	0
Secondary products and miscellaneous receipts		327111-SM						
Vitreous china and earthenware articles mfg	327112		12/03	107.2	107.2	107.7	2.4	.5
Primary products		327112-P	12/03	108.8	108.8	109.4	2.4	.6
Vitreous china, porcelain, and earthenware (semivitreous) table and kitchenware		327112-1	12/06	101.5	101.5	103.2	3.2	1.7
All other pottery products (including china decorated for the trade)		327112-6	12/06	102.0	102.0	102.0	2.0	0
Secondary products and miscellaneous receipts		327112-SM						
Secondary products		327112-S	12/03	(³)	(³)	(³)	(³)	(³)
Porcelain electrical supply manufacturing	327113		12/85	176.8	181.2	181.5	4.1	.2
Primary products		327113-P	12/85	176.9	181.8	181.9	4.2	.1
Porcelain electrical supplies, steatite, and other ceramic electrical products		327113-0	12/03	111.5	114.5	114.6	4.2	.1
Secondary products and miscellaneous receipts		327113-SM						
Clay building material and refractories mfg	32712		12/03	117.7	117.7	118.1	2.3	.3
Brick and structural clay tile manufacturing	327121		12/84	192.8	191.7	192.3	0	.3
Primary products		327121-P	12/84	195.1	194.0	194.6	-.1	.3
Building or common brick		327121-01	12/84	195.9	194.7	195.3	-.2	.3
Glazed brick and other brick (paving, floor, and sewer)		327121-02	12/04	117.6	117.6	117.6	.2	0
Secondary products and miscellaneous receipts		327121-SM						
Miscellaneous receipts		327121-M	12/84	171.3	171.3	171.3	2.1	0
Ceramic wall and floor tile manufacturing	327122		06/85	92.1	91.4	92.7	2.0	1.4
Primary products		327122-P	06/85	96.8	96.4	97.9	2.5	1.6
Ceramic wall and floor tile		327122-0	06/85	96.8	96.4	97.9	2.5	1.6
Secondary products and miscellaneous receipts		327122-SM						
Miscellaneous receipts		327122-M	06/91	47.1	43.7	43.4	-7.9	-.7
Secondary products		327122-S	06/91	127.8	(³)	126.9	.5	(³)

See footnotes at end of table.

Table 5. Producer price indexes for the net output of selected industries and their products, not seasonally adjusted
—Continued

Industry and product ¹	Industry code	Product code	Index base	Index			Percent change to Dec. 2007 from:	
				Aug. 2007 ²	Nov. 2007 ²	Dec. 2007 ²	Dec. 2006	Nov. 2007
Other structural clay product manufacturing	327123		12/85	187.7	187.2	188.2	2.5	0.5
Primary products		327123-P	12/85	193.4	193.4	193.4	3.5	0
Vitrified clay sewer pipe and fittings		327123-1	12/85	176.8	176.8	176.8	7.9	0
All other structural clay products, except clay refractories, n.e.c.		327123-4	12/85	186.2	186.2	186.2	1.9	0
Secondary products and miscellaneous receipts		327123-SM						
Clay refractory manufacturing	327124		12/85	202.8	204.8	204.0	5.3	-.4
Primary products		327124-P	12/85	199.6	201.8	200.9	5.5	-.4
Clay refractories		327124-0	12/04	120.9	122.2	121.7	5.5	-.4
Secondary products and miscellaneous receipts		327124-SM						
Miscellaneous receipts		327124-M	12/04	102.1	(³)	(³)	(³)	(³)
Nonclay refractory manufacturing	327125		12/85	155.8	157.2	157.7	3.5	.3
Primary products		327125-P	12/85	160.9	162.6	163.4	4.2	.5
Nonclay refractory manufacturing		327125-0	12/04	113.4	114.5	115.1	4.3	.5
Secondary products and miscellaneous receipts		327125-SM						
Miscellaneous receipts		327125-M	02/93	115.0	115.0	115.0	1.1	0
Secondary products		327125-S	12/85	133.0	132.8	132.2	-1.0	-.5
Glass and glass product manufacturing	3272		12/03	106.0	105.9	106.2	1.5	.3
Glass and glass product manufacturing	32721		12/03	106.0	105.9	106.2	1.5	.3
Flat glass manufacturing	327211		12/80	95.8	95.3	95.5	-1.5	.2
Primary products		327211-P	12/80	95.4	94.9	95.1	-1.6	.2
Flat glass (float, sheet, and plate), made by flat glass producers		327211-1	12/80	102.5	101.9	102.2	-2.4	.3
Other glass products made by flat glass producers		327211-4	12/06	101.1	(³)	101.1	1.1	(³)
Secondary products and miscellaneous receipts		327211-SM						
Miscellaneous receipts		327211-M	12/94	102.2	101.3	101.3	(³)	0
Other pressed and blown glass and glassware	327212		06/83	128.4	128.5	129.7	1.4	.9
Primary products		327212-P	06/83	127.6	127.6	128.6	1.2	.8
Machine-made pressed and blown table, kitchen, art, and novelty glassware ...		327212-A	06/83	169.1	169.1	173.3	2.6	2.5
Machine-made pressed and blown lighting, automotive, and electronic glassware		327212-5	06/83	115.4	115.4	(³)	(³)	(³)
All other machine-made pressed and blown glassware, made by glass producers		327212-7	12/04	101.1	101.1	101.1	.6	0
Glass fiber mat, textile-type, made by establishments producing glass		327212-8	06/83	87.6	87.7	87.6	-1.0	-.1
Handmade pressed and blown glass and glassware, made by glass producers		327212-9	12/04	106.5	(³)	106.5	.9	(³)
Secondary products and miscellaneous receipts		327212-SM						
Secondary products		327212-S	06/83	113.7	(³)	(³)	(³)	(³)
Glass container manufacturing	327213		06/82	160.7	162.4	162.3	6.3	-.1
Primary products		327213-P	06/82	161.2	162.9	162.9	6.3	0
Glass containers (including value of packaging)		327213-0	12/03	116.0	117.2	117.1	6.3	-.1
Glass product mfg. made of purchased glass	327215		06/83	140.1	139.4	139.6	.1	.1
Primary products		327215-P	06/83	138.3	137.5	137.8	0	.2
Other glass products, made from purchased glass		327215-B	06/83	130.9	130.1	130.3	0	.2
Machine-made pressed & blown table, kitchen, art & novelty glassware, made from purchased glass		327215-1	12/04	103.4	(³)	103.4	0	(³)
All other machine-made pressed and blown glassware, made from purchased glass		327215-2	12/04	100.6	100.8	100.8	.3	0
Handmade pressed and blown glassware, made from purchased glass		327215-4	12/04	99.2	(³)	(³)	(³)	(³)
Mirrors (decorated and undecorated), made from purchased glass		327215-9	06/83	154.1	152.6	153.1	-6	.3
Secondary products and miscellaneous receipts		327215-SM						
Miscellaneous receipts		327215-M	12/83	179.3	180.1	180.5	-1.4	.2
Secondary products		327215-S	06/83	155.0	155.1	154.9	4.7	-.1
Cement and concrete product manufacturing	3273		12/03	132.1	132.4	132.5	3.0	.1
Cement manufacturing	32731		06/82	208.3	207.6	207.5	3.3	0
Cement manufacturing	327310		06/82	208.3	207.6	207.5	3.3	0
Primary products		327310-P	06/82	207.6	206.8	206.7	3.5	0
Cement, hydraulic		327310-0	06/89	205.2	204.5	204.3	3.5	-.1
Normal portland cement ASTM type I, hydraulic		327310-01	12/03	139.2	139.7	139.7	(³)	0
Portland cement ASTM type II, hydraulic		327310-02	06/05	121.1	118.7	118.3	(³)	-.3
Other portland hydraulic cement		327310-03	06/05	119.4	119.2	119.2	(³)	0
Other cement		327310-04	12/03	135.7	134.4	134.6	(³)	.1
Secondary products and miscellaneous receipts		327310-SM						
Ready-mix concrete manufacturing	32732		12/03	135.7	136.1	136.6	2.9	.4
Ready-mix concrete manufacturing	327320		06/81	210.4	211.0	211.8	2.9	.4
Primary products		327320-P	06/81	209.1	209.8	210.6	3.2	.4

See footnotes at end of table.

Table 5. Producer price indexes for the net output of selected industries and their products, not seasonally adjusted
—Continued

Industry and product ¹	Industry code	Product code	Index base	Index			Percent change to Dec. 2007 from:	
				Aug. 2007 ²	Nov. 2007 ²	Dec. 2007 ²	Dec. 2006	Nov. 2007
Ready-mix concrete manufacturing—Continued								
Ready-mix concrete		327320-0	06/81	209.1	209.8	210.6	3.2	0.4
Secondary products and miscellaneous receipts		327320-SM						
Miscellaneous receipts		327320-M	06/81	195.8	195.8	195.8	-6.3	0
Secondary products		327320-S	06/81	240.1	240.5	240.4	3.5	0
Concrete pipe, brick, and block manufacturing	32733		12/03	121.1	121.0	120.7	2.4	-2
Concrete block and brick manufacturing	327331		06/81	209.5	209.6	209.7	3.5	0
Primary products		327331-P	06/81	217.8	217.9	218.0	3.4	0
Concrete block and brick		327331-0	12/06	103.3	103.3	103.4	3.4	.1
Structural block, lightweight units (weighing less than 105 lb/cubic ft. (dry weight)		327331-01	06/81	195.9	195.9	196.8	(³)	.5
Structural blk., mediumweight units (weighing 105 - 124 lbs per cubic foot) (dry weight)		327331-02	06/81	240.1	240.5	238.8	.6	-7
Structural block, normalweight units (weighing 125 lbs or more per cubic foot) (dry weight)		327331-03	06/81	240.7	240.7	240.8	2.4	0
Decorative block (such as screen, split, slump, and shadowal block, etc)		327331-04	06/81	197.7	198.1	198.5	4.2	.2
Concrete pavers (including grid, interlocking, etc.)		327331-05	06/81	219.3	219.3	219.3	3.3	0
Concrete brick		327331-06	06/81	188.5	188.5	188.5	11.3	0
Secondary products and miscellaneous receipts		327331-SM						
Miscellaneous receipts		327331-M	06/81	179.4	179.4	179.4	4.1	0
Secondary products		327331-S	06/81	199.4	199.4	199.4	1.9	0
Concrete pipe manufacturing	327332		12/03	117.8	117.4	116.5	.5	-8
Primary products		327332-P	12/03	118.4	118.6	117.6	1.1	-8
Concrete pipe		327332-0	12/03	118.4	118.6	117.6	1.1	-8
Concrete culvert pipe		327332-01	12/99	121.2	124.8	126.0	6.5	1.0
Concrete storm sewer pipe		327332-02	12/99	147.5	145.0	142.6	-1.8	-1.7
Concrete pipe, except concrete culvert and storm sewer pipe		327332-03	06/94	161.1	161.4	159.6	.6	-1.1
Secondary products and miscellaneous receipts		327332-SM						
Miscellaneous receipts		327332-M	12/79	312.3	283.8	283.8	(³)	0
Secondary products		327332-S	12/79	223.1	226.9	(³)	(³)	(³)
Other concrete product manufacturing	32739		12/03	127.5	128.1	127.8	4.2	-2
Other concrete product manufacturing	327390		12/03	127.5	128.1	127.8	4.2	-2
Primary products		327390-P	12/03	126.5	126.7	126.3	4.0	-3
Precast concrete products		327390-1	12/79	228.2	228.6	228.2	4.7	-2
Precast concrete slabs and tile, roof and floor units		327390-11	07/85	207.4	207.3	207.3	3.7	0
Precast concrete architectural wall panels		327390-12	11/84	190.3	192.5	(³)	(³)	(³)
Precast concrete burial vaults and boxes		327390-13	12/79	249.8	249.3	249.3	3.4	0
Precast concrete products, except burial vaults and boxes, slabs, and arch. wall panels		327390-14	12/79	214.9	214.9	214.2	7.0	-3
Prestressed concrete products		327390-4	12/79	232.4	232.5	231.2	1.2	-6
Prestressed concrete bridge beams and solid and hollow cored slabs and panels		327390-4T	06/07	98.6	98.5	97.2	(³)	-1.3
Prestressed concrete products, except bridge beams and solid and hollow cored slabs and panels		327390-43	06/94	167.2	167.3	167.4	1.8	.1
Secondary products and miscellaneous receipts		327390-SM						
Miscellaneous receipts		327390-M	12/79	358.0	375.9	375.8	6.8	0
Secondary products		327390-S	12/79	259.6	257.6	257.6	3.4	0
Lime and gypsum product manufacturing	3274		12/03	120.4	115.9	115.0	-18.7	-8
Lime manufacturing	32741		12/03	129.0	129.5	129.5	5.5	0
Lime manufacturing	327410		12/85	165.9	166.5	166.5	5.5	0
Primary products		327410-P	12/85	171.7	172.0	172.3	5.4	.2
Lime		327410-0	12/04	125.0	125.3	125.5	5.5	.2
Secondary products and miscellaneous receipts		327410-SM						
Secondary products		327410-S	08/92	114.6	117.5	115.7	7.3	-1.5
Gypsum product manufacturing	32742		12/03	119.0	113.3	112.3	-23.4	-9
Gypsum product manufacturing	327420		06/81	194.9	185.6	183.8	-23.5	-1.0
Primary products		327420-P	06/81	201.9	192.1	189.7	-25.0	-1.2
Gypsum building materials		327420-1	12/93	163.8	150.0	146.3	-34.2	-2.5
Other gypsum products		327420-5	01/00	144.4	155.9	159.2	24.6	2.1
Secondary products and miscellaneous receipts		327420-SM						
Secondary products		327420-S	08/95	101.6	97.1	100.2	(³)	3.2
Other nonmetallic mineral products	3279		12/84	151.8	151.8	152.4	1.1	.4
Abrasive product manufacturing	32791		12/03	110.5	110.9	112.7	4.4	1.6
Abrasive product manufacturing	327910		12/80	184.4	185.1	188.1	4.3	1.6

See footnotes at end of table.

Table 5. Producer price indexes for the net output of selected industries and their products, not seasonally adjusted
—Continued

Industry and product ¹	Industry code	Product code	Index base	Index			Percent change to Dec. 2007 from:	
				Aug. 2007 ²	Nov. 2007 ²	Dec. 2007 ²	Dec. 2006	Nov. 2007
Abrasive product manufacturing—Continued								
Primary products		327910-P	12/80	179.0	179.2	182.4	4.3	1.8
Metal abrasives including steel and iron grid, shot, and sand, and other metal abrasives		327910-A	12/80	139.9	(³)	(³)	(³)	(³)
Nonmetallic sized grains, powders, and flour abrasives		327910-1	06/87	110.5	111.3	113.3	3.7	1.8
Nonmetallic abrasive products (including diamond abrasives)		327910-4	12/80	182.0	182.4	182.4	3.1	0
Nonmetallic vitrified bond, artificial and natural bonded abrasives		327910-41	06/07	100.0	100.0	100.0	(³)	0
Nonmetallic resinoid and shellac bond, artificial and natural bonded abrasives		327910-42	06/07	100.0	100.4	100.4	(³)	0
Diamond wheels, nonmetallic, artificial and natural bonded abrasives		327910-43	06/07	100.0	100.0	100.0	(³)	0
Other nonmetallic artificial & natural abrasive products (except coated abrasives)		327910-44	06/07	100.0	100.3	100.3	(³)	0
Nonmetallic coated abrasive products and buffing wheels, polishing wheels, and laps		327910-7	12/80	234.9	234.7	241.6	5.5	2.9
Nonmetallic belts, coated or impregnated with any natural or artificial abrasive material		327910-71	06/07	100.7	100.0	100.5	(³)	.5
Nonmetallic shapes, coated or impregnated with any natural or artificial abrasive material		327910-72	06/07	100.0	100.0	103.5	(³)	3.5
Other nonmetallic coated abrasive products and buffing wheels, polishing wheels, and laps		327910-73	06/07	100.2	(³)	103.7	(³)	(³)
Secondary products and miscellaneous receipts		327910-SM						
Miscellaneous receipts		327910-M	12/80	236.7	238.8	238.9	2.4	0
All other nonmetallic mineral product mfg	32799		12/03	115.0	114.9	114.9	.2	0
Cut stone and stone product manufacturing								
Primary products	327991		12/84	154.1	155.0	155.5	1.8	.3
Dressed dimension granite (including gneiss, syenite, diorite, and cut granite) ..		327991-P	12/84	149.3	150.2	150.8	1.8	.4
Dressed dimension limestone (incl dolomite, travertine, calcareous, & tufa)		327991-1	12/84	141.4	142.9	142.4	1.1	-.3
Dressed dimension marble and other stone		327991-4	12/84	161.3	161.3	166.5	7.7	3.2
Secondary products and miscellaneous receipts		327991-7	12/84	154.4	154.4	(³)	(³)	(³)
Miscellaneous receipts		327991-SM						
Secondary products		327991-M	02/97	147.9	(³)	147.9	(³)	(³)
		327991-S	12/84	173.0	173.0	173.0	6.1	0
Ground or treated minerals and earths mfg								
Primary products	327992		06/85	168.2	170.3	170.4	4.2	.1
Minerals and earths, ground or treated		327992-P	06/85	165.4	165.4	165.5	2.9	.1
Secondary products and miscellaneous receipts		327992-0	06/85	165.4	165.4	165.5	2.9	.1
Secondary products		327992-SM						
		327992-S	06/85	199.1	(³)	(³)	(³)	(³)
Mineral wool manufacturing								
Primary products	327993		12/81	149.2	147.7	147.5	-3.3	-.1
Mineral wool for thermal and acoustical envelope insulation		327993-P	12/81	146.9	145.3	145.1	-3.3	-.1
Mineral wool for industrial, equipment, and appliance insulation		327993-1	12/81	134.4	131.8	131.7	-5.3	-.1
Secondary products and miscellaneous receipts		327993-4	12/81	162.5	163.5	162.9	1.1	-.4
		327993-SM						
Miscellaneous nonmetallic mineral products								
Primary products	327999		12/03	123.9	123.9	123.9	3.3	0
Nonmetallic mineral products, n.e.c.		327999-P	12/03	123.4	123.4	123.4	1.6	0
Dry-mixed concrete materials incl. sand, gravel, mortar and cement premixes		327999-0	12/03	123.4	123.4	123.4	1.6	0
Other nonmetallic mineral products		327999-02	06/06	105.6	105.6	105.6	1.3	0
Secondary products and miscellaneous receipts		327999-03	06/06	102.8	102.8	102.8	.2	0
Secondary products		327999-SM						
		327999-S	12/85	197.1	197.1	197.1	9.7	0
Primary metal mfg	331		12/84	192.1	189.3	188.6	1.1	-.4
Iron & steel mills & ferroalloy mfg	3311		12/03	160.9	158.0	159.0	1.6	.6
Iron & steel mills & ferroalloy mfg	33111		12/03	160.9	158.0	159.0	1.6	.6
Iron and steel mills	331111		06/82	172.1	168.7	169.9	1.4	.7
Primary products		331111-P	06/82	171.7	166.8	168.0	.6	.7
Steel pipe and tube, made in steel mills producing semifinished shapes or plate		331111-B	06/82	177.9	(³)	175.4	-1.5	(³)
Cold rolled steel sheet and strip		331111-D	06/82	232.2	216.1	219.1	-11.5	1.4
Cold finished steel bars		331111-F	06/82	199.6	190.9	195.2	4.2	2.3
Steel ingots and semifinished products		331111-3	06/82	261.7	257.3	261.0	11.1	1.4
Hot rolled steel sheet and strip, including tin mill products		331111-5	06/82	135.6	134.9	135.6	1.6	.5
Hot rolled steel bars, plates, and structural shapes		331111-7	06/82	192.5	188.0	188.2	8.1	.1
Steel wire, made in steel mills producing wire rods or hot rolled bars		331111-9	06/82	238.1	240.4	243.5	9.9	1.3
Secondary products and miscellaneous receipts		331111-SM						
Miscellaneous receipts		331111-M	12/97	191.8	194.2	(³)	(³)	(³)
Secondary products		331111-S	06/82	(³)	(³)	(³)	(³)	(³)
Ferroalloy and related product manufacturing								
Primary products	331112	331112-P	06/83	274.0	281.8	(³)	(³)	(³)
			06/83	302.7	311.3	(³)	(³)	(³)

See footnotes at end of table.

Table 5. Producer price indexes for the net output of selected industries and their products, not seasonally adjusted
—Continued

Industry and product ¹	Industry code	Product code	Index base	Index			Percent change to Dec. 2007 from:	
				Aug. 2007 ²	Nov. 2007 ²	Dec. 2007 ²	Dec. 2006	Nov. 2007
Ferroalloy and related product manufacturing—Continued								
Ferrosilicon, including briquettes, and other silicon alloys		331112-3	06/83	291.3	(³)	(³)	(³)	(³)
Other ferroalloys		331112-5	12/03	197.7	204.2	(³)	(³)	(³)
Steel product mfg from purchased steel	3312		12/03	151.7	150.2	151.9	.4	1.1
Iron/steel pipe & tube mfg from purch steel	33121		12/03	168.1	165.7	167.1	-1.7	.8
Iron, steel pipe & tube from purchased steel	331210		06/82	240.1	236.6	238.6	-1.7	.8
Primary products		331210-P	06/82	236.2	232.3	234.5	-2.0	.9
Iron and steel pipes and tubes, made from purchased iron and steel		331210-0	06/82	236.2	232.3	234.5	-2.0	.9
Secondary products and miscellaneous receipts		331210-SM						
Secondary products		331210-S	06/82	(³)	(³)	(³)	(³)	(³)
Rolling & drawing of purchased steel	33122		12/03	141.9	141.2	143.1	2.4	1.3
Rolled steel shape manufacturing	331221		06/82	171.5	170.5	173.6	1.5	1.8
Primary products		331221-P	06/82	153.9	154.5	157.8	2.9	2.1
Cold rolled sheets and strip		331221-1	06/82	163.2	163.6	167.5	1.6	2.4
Cold finished steel bars and bar shapes		331221-3	06/82	144.1	145.3	147.1	6.7	1.2
Secondary products and miscellaneous receipts		331221-SM						
Secondary products		331221-S	06/82	196.0	178.5	178.5	-9.6	0
Steel wire drawing	331222		06/82	172.8	172.1	173.7	3.6	.9
Primary products		331222-P	06/82	173.0	172.2	174.2	4.4	1.2
Other ferrous wire products (excluding springs)		331222-B	06/82	208.4	205.0	213.1	4.3	4.0
Noninsulated ferrous wire rope, cable, & fabricated wire rope assemblies (incl lifting slings)		331222-1	06/82	154.2	154.4	154.4	-.5	0
Steel nails, staples, tacks, spikes, and brads		331222-3	06/82	172.1	178.4	179.3	9.7	.5
Steel wire		331222-5	06/82	159.5	158.4	158.3	3.5	-.1
Carbon steel wire		331222-5A	06/82	160.6	160.6	160.6	(³)	0
Stainless steel wire		331222-5C	06/82	177.2	(³)	(³)	(³)	(³)
Steel fencing and fence gates		331222-7	12/04	106.8	106.6	(³)	(³)	(³)
Secondary products and miscellaneous receipts		331222-SM						
Miscellaneous receipts		331222-M	03/98	109.4	108.2	(³)	(³)	(³)
Secondary products		331222-S	06/82	119.5	(³)	(³)	(³)	(³)
Alumina & aluminum production & processing	3313		12/03	135.3	132.4	131.3	-3.4	-.8
Alumina & aluminum production & processing	33131		12/03	135.7	132.6	131.7	-3.2	-.7
Primary aluminum production	331312		06/80	179.7	183.2	174.9	-13.1	-4.5
Primary products		331312-P	06/80	183.4	188.2	179.7	-13.1	-4.5
Primary aluminum, except extrusion billet		331312-7	06/80	179.5	185.7	(³)	(³)	(³)
Aluminum extrusion billet		331312-8	06/80	197.2	196.1	188.7	-12.4	-3.8
Secondary products and miscellaneous receipts		331312-SM						
Secondary smelting and alloying of aluminum	331314		12/03	144.0	139.1	139.6	-3.9	.4
Primary products		331314-P	06/80	154.6	149.8	152.2	-2.7	1.6
Al ingot, incl pigs, sows & molten metal excl billet, produced in secondary smelters		331314-1	12/03	140.9	136.5	138.8	-2.5	1.7
Aluminum extrusion ingot (billet), produced by secondary smelters		331314-3	12/03	147.1	(³)	(³)	(³)	(³)
Aluminum and aluminum-base alloys powders, paste, and flakes		331314-5	12/03	113.2	(³)	(³)	(³)	(³)
Secondary products and miscellaneous receipts		331314-SM						
Secondary products		331314-S	03/95	243.2	(³)	(³)	(³)	(³)
Aluminum sheet, plate and foil manufacturing	331315		06/81	187.8	182.3	181.4	-1.3	-.5
Primary products		331315-P	06/81	194.3	187.9	186.8	-1.5	-.6
Aluminum sheet and strip		331315-A	06/81	194.3	187.8	186.5	-1.8	-.7
Aluminum plate (.25 in. or thicker)		331315-1	06/81	202.0	202.7	200.8	5.5	-.9
Plain aluminum foil (under .006 in.)		331315-5	06/81	184.6	174.1	177.3	-.9	1.8
Secondary products and miscellaneous receipts		331315-SM						
Aluminum extruded product manufacturing	331316		12/81	198.0	192.7	195.5	-1.7	1.5
Primary products		331316-P	12/81	203.8	198.3	201.1	-1.7	1.4
Extruded aluminum rod, bar, and other extruded shapes		331316-1	12/81	210.6	204.5	207.7	-1.7	1.6
Extruded and drawn aluminum tube		331316-3	12/94	117.7	116.6	116.8	-2.0	.2
Secondary products and miscellaneous receipts		331316-SM						
Other aluminum rolling and drawing	331319		12/03	140.1	138.6	134.6	-1.0	-2.9
Primary products		331319-P	12/03	133.7	129.6	126.1	-3.4	-2.7
Rolled aluminum rod and bar (including continuous cast), made in aluminum rolling mills		331319-3	12/03	143.4	135.3	127.3	-7.4	-5.9
Secondary products and miscellaneous receipts		331319-SM						
Secondary products		331319-S	12/03	165.8	(³)	(³)	(³)	(³)
Nonferrous (exc alum) production & processing	3314		12/03	229.5	225.5	217.0	-.3	-3.8

See footnotes at end of table.

Table 5. Producer price indexes for the net output of selected industries and their products, not seasonally adjusted
—Continued

Industry and product ¹	Industry code	Product code	Index base	Index			Percent change to Dec. 2007 from:	
				Aug. 2007 ²	Nov. 2007 ²	Dec. 2007 ²	Dec. 2006	Nov. 2007
Nonferrous (exc aluminum) smelting & refining	33141		12/03	259.3	274.9	257.4	7.6	-6.4
Primary smelting and refining of copper	331411		06/80	430.2	(³)	404.3	3.5	(³)
Primary products		331411-P	06/80	419.3	(³)	377.8	.7	(³)
Primary smelting and refining of copper		331411-0	06/80	419.3	(³)	377.8	.7	(³)
Secondary products and miscellaneous receipts		331411-SM						
Primary nonferrous metal, except Cu and Al	331419		06/80	212.6	223.0	212.2	8.8	-4.8
Primary products		331419-P	06/80	227.9	239.1	227.5	11.5	-4.9
All other miscellaneous primary nonferrous metals		331419-A	06/80	233.1	259.4	248.3	49.8	-4.3
Refined primary zinc		331419-4	06/88	272.7	(³)	(³)	(³)	(³)
Secondary products and miscellaneous receipts		331419-SM						
Secondary products		331419-S	06/80	(³)	(³)	(³)	(³)	(³)
Copper rolling/drawing/extruding & alloying	33142		12/03	240.6	229.3	219.6	-4.2	-4.2
Copper rolling, drawing and extruding	331421		12/80	338.5	325.2	308.8	-3.7	-5.0
Primary products		331421-P	12/80	362.8	348.2	332.1	-4.0	-4.6
Copper wire, bare and tinned (nonelectrical)		331421-1	12/80	391.9	391.2	351.2	-8	-10.2
Copper and copper-base alloy rod, bar, and shapes		331421-3	12/80	397.8	391.1	373.9	-7.7	-4.4
Copper and copper-base alloy sheet, strip, and plate		331421-7	12/80	366.4	340.0	334.5	-8.3	-1.6
Copper and copper-base alloy pipe and tube		331421-9	12/80	323.7	301.3	284.4	5.6	-5.6
Secondary products and miscellaneous receipts		331421-SM						
Miscellaneous receipts		331421-M	12/03	198.6	(³)	(³)	(³)	(³)
Copper wire, except mechanical, drawing	331422		12/03	204.2	189.9	184.2	-6.4	-3.0
Primary products		331422-P	12/03	225.5	207.9	200.0	-9.2	-3.8
Copper wire, except mechanical, drawing		331422-1	12/03	225.5	207.9	200.0	-9.2	-3.8
Secondary products and miscellaneous receipts		331422-SM						
Secondary products		331422-S	12/82	466.7	(³)	457.8	10.0	(³)
Secondary processing of copper	331423		12/03	252.7	254.8	256.9	8.1	.8
Primary products		331423-P	12/03	259.0	260.8	261.0	5.2	.1
Secondary smelting, refining, and alloying of copper		331423-0	06/80	372.4	375.0	375.4	5.3	.1
Secondary products and miscellaneous receipts		331423-SM						
Other nonferrous roll/draw/extruding/alloying	331429		12/03	210.8	208.3	204.6	1.7	-1.8
Nonferrous metal, except Cu and Al, shaping	331491		12/03	215.4	207.2	205.5	-1.8	-8
Primary products		331491-P	12/03	215.3	206.3	204.5	-1.9	-9
Precious metal mill shapes		331491-A	06/82	(³)	(³)	(³)	(³)	(³)
All other nonferrous metal mill shapes		331491-D	06/82	243.5	214.5	199.4	-28.2	-7.0
Nickel and nickel-base alloy mill shapes		331491-2	06/82	365.2	350.6	(³)	(³)	(³)
Titanium and titanium-base alloy mill shapes		331491-3	06/82	273.7	263.9	285.8	3.7	8.3
Secondary products and miscellaneous receipts		331491-SM						
Secondary products		331491-S	06/82	305.6	(³)	(³)	(³)	(³)
Secondary processing of other nonferrous	331492		12/03	192.6	199.7	192.9	8.2	-3.4
Primary products		331492-P	12/03	194.3	200.8	192.3	8.1	-4.2
Other nonferrous additive alloys		331492-A	06/80	188.6	184.8	185.5	2.6	.4
Other nonferrous metal powders, paste, & flakes		331492-1	06/85	161.7	164.6	164.6	8.6	0
Secondary lead		331492-3	06/80	247.1	273.2	(³)	(³)	(³)
Secondary smelting, refining, and alloying of zinc		331492-7	06/80	345.0	284.1	258.5	(³)	-9.0
Secondary precious metals & precious metal alloys		331492-9	06/80	93.9	107.8	108.3	11.9	.5
Secondary products and miscellaneous receipts		331492-SM						
Secondary products		331492-S	12/03	185.3	195.4	195.4	8.6	0
Foundries	3315		12/03	128.0	128.0	128.5	5.2	.4
Ferrous metal foundries	33151		12/84	170.7	170.4	170.2	4.2	-1
Iron foundries	331511		12/80	191.3	191.7	191.2	3.9	-3
Primary products		331511-P	12/80	189.8	190.0	189.4	3.4	-3
Standard malleable iron castings		331511-A	06/81	(³)	(³)	(³)	(³)	(³)
Pearlitic malleable iron castings		331511-C	12/03	122.4	121.9	119.9	-9	-1.6
Ductile iron pressure pipe and fittings		331511-1	12/80	218.5	220.2	217.8	4.3	-1.1
Other ductile iron castings		331511-3	06/86	137.4	137.9	137.3	3.5	-4
Cast iron pressure pipe and fittings		331511-5	12/03	(³)	(³)	(³)	(³)	(³)
Cast iron soil pipe and fittings, all sizes		331511-7	12/03	150.6	150.6	150.6	5.2	0
Other gray iron castings		331511-9	12/03	124.1	123.6	123.8	3.1	.2
Secondary products and miscellaneous receipts		331511-SM						
Miscellaneous receipts		331511-M	12/03	(³)	(³)	(³)	(³)	(³)
Secondary products		331511-S	12/03	147.0	(³)	(³)	(³)	(³)
Steel investment foundries	331512		06/81	238.3	237.9	237.9	6.8	0
Primary products		331512-P	06/81	230.0	230.4	230.3	7.0	0
Steel investment castings		331512-0	06/81	230.0	230.4	230.3	7.0	0

See footnotes at end of table.

Table 5. Producer price indexes for the net output of selected industries and their products, not seasonally adjusted
—Continued

Industry and product ¹	Industry code	Product code	Index base	Index			Percent change to Dec. 2007 from:	
				Aug. 2007 ²	Nov. 2007 ²	Dec. 2007 ²	Dec. 2006	Nov. 2007
Steel investment foundries—Continued								
Hi-temp metal investment castings (iron, nickel, or cobalt-base alloys)		331512-02	06/93	124.8	125.0	125.0	7.1	0.0
Secondary products and miscellaneous receipts		331512-SM						
Secondary products		331512-S	06/81	342.7	325.5	(³)	(³)	(³)
Steel foundries, except investment	331513		06/81	185.2	181.9	182.9	3.7	.5
Primary products		331513-P	12/03	136.3	133.8	134.5	3.3	.5
Carbon steel castings, except investment		331513-1	06/81	202.2	202.8	202.4	2.1	-.2
High alloy steel castings, except investment		331513-3	06/81	205.5	189.7	193.5	-6	2.0
Other alloy steel castings, except investment		331513-5	12/03	131.8	132.3	132.9	10.8	.5
Secondary products and miscellaneous receipts		331513-SM						
Miscellaneous receipts		331513-M	12/03	(³)	(³)	(³)	(³)	(³)
Nonferrous metal foundries	33152		12/84	175.7	176.0	177.8	6.5	1.0
Aluminum die-casting foundries	331521		06/91	126.5	124.6	125.3	-1.2	.6
Primary products		331521-P	06/83	155.2	152.7	153.5	-1.5	.5
Motor vehicle die castings		331521-1	06/83	133.9	133.7	134.2	-3	.4
Die castings for passenger cars		331521-111	06/83	133.5	133.3	133.8	-.5	.4
Die castings for other motor vehicles		331521-112	06/83	141.5	141.2	141.3	3.4	.1
Aluminum and aluminum-base alloy die castings, other than motor vehicle		331521-4	06/98	115.6	112.2	113.1	-2.5	.8
Die castings for building and construction		331521-411	06/83	190.1	177.1	178.6	-6.2	.8
Die castings for appliances		331521-412	06/98	125.3	123.4	124.2	-.2	.6
Die castings for computers and electronics		331521-416	06/83	140.2	140.2	140.8	-1.1	.4
Other die castings, n.e.c.		331521-417	06/98	112.8	112.4	113.8	.4	1.2
Secondary products and miscellaneous receipts		331521-SM						
Secondary products		331521-S	06/91	141.2	140.4	140.4	.6	0
Nonferrous, except Al, die-casting foundries	331522		06/91	163.0	170.1	176.5	30.3	3.8
Primary products		331522-P	06/91	172.0	180.2	188.3	36.2	4.5
Nonferrous (except aluminum) die-castings		331522-0	06/91	172.0	180.2	188.3	36.2	4.5
Zinc and zinc-base alloy die-castings		331522-02	06/83	219.9	214.8	213.8	6.8	-.5
Magnesium die-castings		331522-03	07/83	128.9	138.0	(³)	(³)	(³)
Other nonferrous die-castings, including lead and copper, except aluminum		331522-06	06/98	204.7	227.4	251.4	87.5	10.6
Secondary products and miscellaneous receipts		331522-SM						
Secondary products		331522-S	06/91	124.4	126.2	124.4	-1.2	-1.4
Aluminum foundries, except die-casting	331524		06/91	141.2	140.7	141.4	3.4	.5
Primary products		331524-P	06/91	142.9	142.4	143.1	3.7	.5
Aluminum foundries		331524-0	06/91	142.9	142.4	143.1	3.7	.5
Aluminum and aluminum-base alloy sand castings		331524-01	06/83	196.5	196.4	196.4	.9	0
Aluminum and aluminum-base alloy permanent and semipermanent mold castings		331524-02	06/83	151.4	150.3	150.8	2.4	.3
Investment and other aluminum and aluminum-base alloy castings and cast products		331524-09	06/83	(³)	(³)	(³)	(³)	(³)
Secondary products and miscellaneous receipts		331524-SM						
Copper foundries, except die-casting	331525		06/83	276.4	278.5	277.4	4.1	-.4
Primary products		331525-P	06/83	277.4	279.7	278.5	4.7	-.4
Copper foundries		331525-0	06/83	277.4	279.7	278.5	4.7	-.4
Copper and copper-base alloy sand castings		331525-0A	06/83	304.3	307.2	305.7	4.2	-.5
Other copper and copper-base alloy castings incl. bearings and bushings		331525-0B	06/98	136.7	136.9	136.6	6.7	-.2
Secondary products and miscellaneous receipts		331525-SM						
Secondary products		331525-S	06/83	234.9	234.9	234.9	-1.1	0
Other nonferrous foundries (except die-casting)	331528		06/83	201.8	198.5	198.7	5.4	.1
Primary products		331528-P	06/83	191.0	187.7	188.0	5.6	.2
Titanium castings, except die		331528-3	06/83	172.4	185.3	185.4	24.3	.1
All other nonferrous metal castings, except die		331528-7	07/92	256.6	250.3	259.1	32.3	3.5
Secondary products and miscellaneous receipts		331528-SM						
Fabricated metal product mfg	332		12/84	162.9	163.6	164.0	3.1	.2
Forging & stamping	3321		12/03	121.9	122.8	122.8	2.8	0
Forging & stamping	33211		12/03	121.9	122.8	122.8	2.8	0
Iron and steel forging	332111		12/83	140.3	140.5	140.4	1.7	-.1
Primary products		332111-P	12/83	137.5	137.7	137.5	0	-.1
Hot impression die impact, press and upset steel forgings		332111-1	12/83	137.7	138.6	138.4	-2.4	-.1
Hot impression die impact, press, and upset carbon steel forgings		332111-11	12/83	152.5	154.7	154.3	-1.0	-.3
Hot impression die impact, press, & upset alloy steel forgings, except stainless and high-temp		332111-12	12/83	120.1	119.7	119.7	.1	0
Hot impression die impact, press, and upset stainless steel forgings		332111-13	12/83	190.2	190.2	190.2	0	0
Open die and smith forgings (hammer and press), ferrous, made from purchased iron and steel		332111-8	12/83	(³)	(³)	(³)	(³)	(³)

See footnotes at end of table.

Table 5. Producer price indexes for the net output of selected industries and their products, not seasonally adjusted
—Continued

Industry and product ¹	Industry code	Product code	Index base	Index			Percent change to Dec. 2007 from:	
				Aug. 2007 ²	Nov. 2007 ²	Dec. 2007 ²	Dec. 2006	Nov. 2007
Iron and steel forging—Continued								
Seamless rolled-ring forgings, ferrous, made from purchased iron and steel		332111-9	12/83	159.1	(³)	(³)	(³)	(³)
Secondary products and miscellaneous receipts		332111-SM						
Secondary products		332111-S	12/83	156.7	156.7	156.7	13.5	0
Nonferrous forging	332112		12/83	164.2	164.3	164.3	3.3	0
Primary products		332112-P	12/83	172.9	172.9	172.9	3.6	0
Hot impression die impact, press and upset nonferrous forgings		332112-5	12/83	173.9	173.9	173.9	3.6	0
Aluminum and aluminum alloy forgings		332112-521	12/83	191.2	(³)	191.2	0	(³)
Titanium and titanium alloy forgings		332112-523	12/83	136.4	136.4	136.4	0	0
Other nonferrous hot impression die impact, press, and upset forgings		332112-527	06/98	121.8	(³)	(³)	(³)	(³)
Secondary products and miscellaneous receipts		332112-SM						
Custom roll forming	332114		12/03	121.1	123.6	123.2	-3.8	-.3
Primary products		332114-P	12/84	141.7	144.9	144.3	-4.1	-.4
Custom roll forming		332114-0	06/90	137.6	140.6	140.1	-4.1	-.4
Secondary products and miscellaneous receipts		332114-SM						
Secondary products		332114-S	12/84	121.8	(³)	(³)	(³)	(³)
Crown and closure manufacturing	332115		12/83	185.4	(³)	185.4	6.4	(³)
Primary products		332115-P	12/83	185.8	(³)	185.8	6.8	(³)
Crowns and closures		332115-0	12/06	106.8	(³)	106.8	6.8	(³)
Secondary products and miscellaneous receipts		332115-SM						
Metal stamping	332116		06/84	166.9	167.8	168.1	6.4	.2
Primary products		332116-P	12/03	128.9	128.9	129.1	6.4	.2
Metal job stampings, except automotive		332116-1	06/84	168.4	168.0	168.0	6.8	0
Metal spinning products, excluding cooking and kitchen utensils		332116-3	06/98	(³)	253.5	255.9	(³)	.9
Stamped and pressed metal end products, including vitreous enameled products		332116-6	06/84	148.2	149.8	150.5	4.2	.5
Secondary products and miscellaneous receipts		332116-SM						
Miscellaneous receipts		332116-M	12/03	(³)	140.7	(³)	(³)	(³)
Secondary products		332116-S	12/03	108.8	109.2	109.3	.8	.1
Powder metallurgy part manufacturing	332117		12/03	106.3	106.6	106.6	.9	0
Primary products		332117-P	12/03	106.2	106.5	106.5	.9	0
Powder metallurgy parts		332117-0	12/91	108.9	109.3	109.3	.9	0
Secondary products and miscellaneous receipts		332117-SM						
Cutlery & handtool mfg	3322		12/03	112.2	112.3	112.1	2.2	-.2
Cutlery & handtool mfg	33221		12/03	112.2	112.3	112.1	2.2	-.2
Cutlery and flatware, except precious, mfg	332211		12/83	181.2	181.6	179.4	.6	-1.2
Primary products		332211-P	12/83	193.2	193.7	191.2	.8	-1.3
Cutlery, scissors, shears, trimmers, and snips		332211-1	12/83	177.7	179.6	179.6	2.5	0
Flatware and cutlery		332211-11	12/00	114.9	117.4	117.4	3.2	0
Scissors and shears		332211-13	12/00	111.6	111.7	111.7	.5	0
All other knives, including nonelectric hair trimmers		332211-14	12/00	113.1	113.6	113.6	4.1	0
Razor blades and razors, except electric		332211-3	12/83	205.3	205.3	201.9	.3	-1.7
Secondary products and miscellaneous receipts		332211-SM						
Miscellaneous receipts		332211-M	03/87	23.5	23.5	23.5	-9.3	0
Secondary products		332211-S	12/83	158.7	(³)	(³)	(³)	(³)
Hand and edge tool manufacturing	332212		06/83	189.6	189.9	190.1	2.6	.1
Primary products		332212-P	06/83	197.0	197.2	197.6	2.1	.2
Mechanics' hand service tools		332212-2	06/83	208.7	209.1	209.1	2.0	0
Other mechanics' hand service tools		332212-23	06/06	103.7	104.1	104.1	2.4	0
Mechanics' wrenches		332212-24	06/83	226.0	226.0	226.0	2.4	0
Mechanics' pliers, including solid joint and slip joint		332212-25	06/06	100.7	101.1	101.1	.5	0
Edge tools, hand-operated		332212-3	06/96	122.3	122.3	122.9	1.1	.5
Dies, interchangeable cutting tools for machines & power-driven handtools, other handtools nec		332212-6	06/06	102.0	102.2	102.5	2.6	.3
Precision measuring tools (inspection, quality control, tool room and machinists')		332212-9	06/83	172.0	172.0	172.0	1.1	0
Precision measuring tools, incl comparators, fixture, thread & adjustable, QC laser systems		332212-91	06/06	101.1	101.1	101.1	1.1	0
Secondary products and miscellaneous receipts		332212-SM						
Miscellaneous receipts		332212-M	06/83	124.1	124.2	124.2	2.3	0
Secondary products		332212-S	06/83	212.7	212.7	212.7	9.9	0
Saw blade & handsaw manufacturing	332213		06/83	152.7	152.3	152.6	1.1	.2
Primary products		332213-P	06/83	154.6	154.4	154.6	.5	.1
Saw blades and handsaws		332213-0	06/83	165.0	164.8	165.0	.5	.1
Secondary products and miscellaneous receipts		332213-SM						
Miscellaneous receipts		332213-M	06/83	151.2	151.2	151.2	4.3	0
Secondary products		332213-S	06/83	123.6	121.7	123.3	1.1	1.3

See footnotes at end of table.

Table 5. Producer price indexes for the net output of selected industries and their products, not seasonally adjusted
—Continued

Industry and product ¹	Industry code	Product code	Index base	Index			Percent change to Dec. 2007 from:	
				Aug. 2007 ²	Nov. 2007 ²	Dec. 2007 ²	Dec. 2006	Nov. 2007
Kitchen utensil, pot & pan manufacturing	332214		12/03	113.2	113.2	113.2	4.0	0.0
Primary products		332214-P	12/03	113.2	113.2	113.2	4.1	0
Stamped and spun utensils, cooking and kitchen, aluminum		332214-1	06/84	163.7	163.7	163.7	1.4	0
Stamped and spun utensils, cooking and kitchen, except aluminum		332214-3	06/84	194.2	194.2	194.2	10.3	0
Secondary products and miscellaneous receipts		332214-SM						
Miscellaneous receipts		332214-M	12/03	103.6	103.6	103.6	(³)	0
Secondary products		332214-S	12/03	135.6	135.6	135.6	5.4	0
Architectural & structural metals mfg	3323		12/03	128.0	128.7	129.4	3.4	.5
Plate work & fabricated structural prod mfg	33231		12/03	136.2	137.2	138.5	5.2	.9
Prefabricated metal buildings and components	332311		12/81	217.3	216.7	216.8	1.5	0
Primary products		332311-P	12/81	220.0	220.1	220.2	1.9	0
Prefabricated metal bldg & component systems (excl. farm service bldgs, resid bldgs, & parts)		332311-1	12/81	208.2	208.2	208.1	2.4	0
Prefabricated metal building systems (excl. farm service bldgs, resid. bldgs, and parts)		332311-11	06/07	104.1	104.1	103.9	(³)	-2
Industrial & commercial prefab metal building systems (excl farm svc bldgs, residential, parts)		332311-12	06/07	100.1	100.1	100.1	(³)	0
Other prefabricated and portable metal buildings and parts		332311-3	12/81	248.2	248.7	249.2	.7	.2
Other prefabricated & portable buildings, steel and aluminum		332311-33	12/97	172.8	173.3	174.0	1.6	.4
Panels, parts, and sections for prefabricated buildings, steel and aluminum ..		332311-34	12/81	219.4	219.4	218.8	-1.3	-.3
Secondary products and miscellaneous receipts		332311-SM						
Miscellaneous receipts		332311-M	12/81	(³)	(³)	(³)	(³)	(³)
Secondary products		332311-S	12/81	227.7	211.5	211.5	-6.7	0
Fabricated structural metal manufacturing	332312		12/03	136.2	137.8	138.4	6.0	.4
Primary products		332312-P	06/82	185.4	187.4	187.9	5.4	.3
Fabricated structural metal bar joists and concrete reinforcing bars		332312-1	06/82	178.4	180.2	180.2	4.7	0
Iron and steel for industrial buildings		332312-121	06/82	200.9	204.0	203.5	7.0	-.2
Iron and steel for commercial building		332312-122	06/82	141.0	141.9	141.8	3.1	-.1
Iron and steel residential buildings		332312-123	06/87	174.7	174.3	175.4	4.0	.6
Iron and steel for other buildings, and aluminum for all types of buildings		332312-173	12/00	122.5	123.2	123.9	2.7	.6
Fabricated structural metal for bridges		332312-2	06/82	154.0	159.9	158.6	7.9	-.8
Other fabricated structural metal		332312-5	06/82	208.0	209.3	211.3	6.2	1.0
Secondary products and miscellaneous receipts		332312-SM						
Miscellaneous receipts		332312-M	06/87	165.7	169.6	175.8	9.1	3.7
Secondary products		332312-S	06/82	221.7	221.7	217.8	9.9	-1.8
Plate work manufacturing	332313		12/03	120.9	120.9	128.4	8.5	6.2
Primary products		332313-P	12/03	120.3	120.3	129.2	9.9	7.4
Fabricated plate work (stacks and weldments)		332313-0	03/80	182.4	182.4	196.0	9.9	7.5
Secondary products and miscellaneous receipts		332313-SM						
Secondary products		332313-S	03/80	206.4	206.4	206.4	1.9	0
Ornamental & architectural metal prod mfg	33232		12/03	122.0	122.4	122.7	1.7	.2
Metal window and door manufacturing	332321		06/83	188.5	189.3	189.5	2.3	.1
Primary products		332321-P	06/83	195.2	195.4	195.8	2.1	.2
Metal windows (except storm sash)		332321-A	06/83	182.7	183.5	184.1	3.5	.3
Metal doors (except storm doors)		332321-1	06/83	195.8	195.4	195.5	.8	.1
Metal combination screen, storm sash, and storm doors		332321-7	06/83	163.0	161.5	161.5	2.8	0
Metal molding and trim and store fronts		332321-8	06/83	331.0	334.5	336.6	2.2	.6
Metal window and door screens, (except combination) and metal weatherstrip ..		332321-9	06/83	181.8	182.8	182.8	14.4	0
Secondary products and miscellaneous receipts		332321-SM						
Miscellaneous receipts		332321-M	07/83	138.2	138.2	138.2	2.3	0
Secondary products		332321-S	06/83	162.1	170.1	168.8	5.4	-.8
Sheet metal work manufacturing	332322		12/82	177.2	177.8	178.1	1.1	.2
Primary products		332322-P	12/82	179.4	179.2	179.6	.4	.2
Sheet metal roof ventilators, louvers, & dampers for heating, ventilation, a-c		332322-B	12/03	115.0	119.3	117.5	2.2	-1.5
Other sheet metal work		332322-E	12/03	113.8	113.8	113.8	-.1	0
Sheet metal air-conditioning ducts and stove pipe		332322-1	12/03	137.7	135.6	137.7	2.3	1.5
Sheet metal roofing and roof drainage equipment		332322-7	12/03	136.8	136.1	136.1	1.3	0
Sheet metal flooring and siding		332322-9	12/03	125.3	124.9	125.0	1.0	.1
Secondary products and miscellaneous receipts		332322-SM						
Miscellaneous receipts		332322-M	12/03	107.8	117.5	117.5	10.2	0
Secondary products		332322-S	12/03	120.1	120.1	120.1	3.3	0
Ornamental and architectural metal work mfg	332323		12/83	200.7	200.9	202.0	2.0	.5
Primary products		332323-P	12/83	207.4	207.6	208.8	2.6	.6
Metal grilles, registers, and air diffusers		332323-1	12/97	115.3	101.9	102.7	-10.1	.8
Ornamental and architectural metal work (stairs, railings, fences)		332323-2	12/97	136.1	136.2	137.1	3.2	.7
Stairs, staircases, and fire escapes		332323-213	12/83	168.2	168.3	169.0	1.6	.4
Fences, gates, railings, and window guards		332323-214	12/97	135.9	135.9	137.6	6.1	1.3
Open metal flooring, grating, and studs		332323-6	12/97	159.1	159.0	161.0	-1.4	1.3

See footnotes at end of table.

Table 5. Producer price indexes for the net output of selected industries and their products, not seasonally adjusted
—Continued

Industry and product ¹	Industry code	Product code	Index base	Index			Percent change to Dec. 2007 from:	
				Aug. 2007 ²	Nov. 2007 ²	Dec. 2007 ²	Dec. 2006	Nov. 2007
Ornamental and architectural metal work mfg—Continued								
Other architectural and ornamental metal work		332323-9	12/97	132.5	134.1	134.3	2.4	0.1
Other aluminum and metal architectural and ornamental work		332323-91	12/88	130.1	130.2	130.7	.8	.4
Other iron and steel architectural and ornamental work		332323-92	12/97	142.2	144.4	144.4	2.9	0
Secondary products and miscellaneous receipts		332323-SM						
Miscellaneous receipts		332323-M	12/84	138.8	139.0	138.9	-5.4	-.1
Secondary products		332323-S	12/83	159.1	159.1	(³)	(³)	(³)
Boiler, tank & shipping container mfg	3324		12/03	126.7	127.2	127.3	4.8	.1
Power boiler & heat exchanger mfg	33241		12/03	136.7	137.7	137.6	1.8	-.1
Power boiler and heat exchanger manufacturing	332410		12/03	136.7	137.7	137.6	1.7	-.1
Primary products		332410-P	12/03	136.7	137.8	137.8	1.8	0
Fabricated heat exchangers and steam condensers (except for nuclear applications)		332410-1	03/80	292.8	295.3	295.6	1.3	.1
Fabricated bare tube industrial heat exchangers, closed types except nuclear		332410-11	03/80	328.9	334.5	335.2	8.1	.2
Fabricated fin tube industrial heat exchangers, closed types (except for nuclear)		332410-12	03/80	250.2	(³)	(³)	(³)	(³)
Steel power boilers parts and attachments (except for nuclear applications)		332410-5	03/80	202.2	203.7	203.1	2.6	-.3
Secondary products and miscellaneous receipts		332410-SM						
Secondary products		332410-S	03/80	211.1	(³)	(³)	(³)	(³)
Metal tank (heavy gauge) mfg	33242		12/03	133.3	135.0	135.5	5.4	.4
Metal tank, heavy gauge, manufacturing	332420		12/03	133.2	134.9	135.4	5.3	.4
Primary products		332420-P	12/03	135.3	137.0	137.0	5.0	0
Metal tanks, complete at factory (standard line nonpressure)		332420-C	03/80	222.3	223.1	223.1	1.4	0
Metal tanks and vessels, custom fabricated at factory, field erected		332420-E	03/80	253.5	260.4	258.9	8.4	-.6
Metal tanks and vessels, custom fabricated and field erected		332420-G	03/80	212.8	211.5	213.1	4.3	.8
Gas cylinders		332420-4	03/80	161.4	161.3	161.3	1.4	0
Metal tanks, complete at factory (standard line pressure)		332420-5	03/80	185.0	191.1	191.1	4.8	0
Secondary products and miscellaneous receipts		332420-SM						
Miscellaneous receipts		332420-M	12/86	166.7	166.7	166.7	5.6	0
Secondary products		332420-S	03/80	174.8	179.2	190.6	10.2	6.4
Light gauge metal container mfg	33243		12/84	127.7	127.7	127.7	5.5	0
Metal can manufacturing	332431		06/81	134.0	134.0	134.1	7.0	.1
Primary products		332431-P	06/81	132.4	132.4	132.5	7.5	.1
Steel cans and tinware products		332431-1	06/81	156.4	156.5	156.8	2.0	.2
Food and beverage steel cans including lids, ends, and parts shipped separately		332431-181	12/01	125.3	125.3	125.6	2.7	.2
Other steel cans		332431-191	12/01	110.5	110.5	110.9	-1.1	.4
Aluminum (including lids, ends and parts shipped separately)		332431-3	06/81	110.3	(³)	(³)	(³)	(³)
Secondary products and miscellaneous receipts		332431-SM						
Secondary products		332431-S	06/81	165.5	165.8	165.8	.2	0
Other metal container manufacturing	332439		12/03	128.3	128.2	128.2	.5	0
Primary products		332439-P	12/03	129.6	129.4	129.4	.4	0
Steel pails, 1 to 12 gallon capacity and fabricated steel boxes		332439-1	06/83	200.9	200.6	200.6	.7	0
Steel pails, 1 to 12 gallon capacity		332439-11	12/05	100.5	100.3	100.3	(³)	0
Steel shipping barrels & drums, exc. beer barrels (more than 12 gallon capacity)		332439-3	06/83	223.4	222.9	222.8	-1.3	0
Other metal container manufacturing		332439-6	12/03	113.1	113.1	113.0	1.6	-.1
Secondary products and miscellaneous receipts		332439-SM						
Miscellaneous receipts		332439-M	12/05	101.2	(³)	101.2	2.8	(³)
Secondary products		332439-S	12/03	130.6	130.6	(³)	(³)	(³)
Hardware mfg	3325		12/03	116.1	115.8	115.2	2.0	-.5
Hardware mfg	33251		12/03	116.1	115.8	115.2	2.0	-.5
Hardware manufacturing	332510		06/85	155.8	155.3	154.5	2.0	-.5
Primary products		332510-P	06/85	154.3	153.9	153.0	1.5	-.6
All other miscellaneous hardware		332510-A	06/85	190.5	189.8	189.7	12.1	-.1
Furniture hardware (excluding cabinet hardware)		332510-2	06/85	179.1	177.9	177.9	.1	0
Builders' hardware, including fabricated metal safe and vault locks, & cabinet hardware		332510-4	06/85	174.5	173.9	172.3	1.4	-.9
Motor vehicle hardware (lock units, door & window handles, window regulators, hinges, etc.)		332510-6	06/85	115.1	115.2	115.0	.1	-.2
Other transportation equipment hardware (except motor vehicle hardware)		332510-7	06/85	268.0	268.4	263.8	-2	-1.7
Secondary products and miscellaneous receipts		332510-SM						
Miscellaneous receipts		332510-M	07/85	175.0	173.0	174.1	5.6	.6
Secondary products		332510-S	06/85	169.3	168.6	168.7	7.9	.1

See footnotes at end of table.

Table 5. Producer price indexes for the net output of selected industries and their products, not seasonally adjusted
—Continued

Industry and product ¹	Industry code	Product code	Index base	Index			Percent change to Dec. 2007 from:	
				Aug. 2007 ²	Nov. 2007 ²	Dec. 2007 ²	Dec. 2006	Nov. 2007
Spring & wire product mfg	3326		12/03	121.6	121.5	121.8	2.2	0.2
Spring & wire product mfg	33261		12/03	121.6	121.5	121.8	2.2	.2
Spring, heavy gauge, manufacturing	332611		06/81	142.7	143.4	143.3	-.1	-.1
Primary products		332611-P	06/81	145.1	146.0	145.9	.6	-.1
Hot formed steel springs, except wire		332611-1	06/81	150.9	152.6	152.3	1.1	-.2
Cold formed steel springs, except wire		332611-3	06/81	135.1	(³)	(³)	(³)	(³)
Secondary products and miscellaneous receipts		332611-SM						
Secondary products		332611-S	06/81	148.4	148.4	(³)	(³)	(³)
Spring, light gauge, manufacturing	332612		12/82	145.2	145.5	145.8	1.8	.2
Primary products		332612-P	12/82	148.8	149.0	149.2	1.6	.1
Precision mechanical wire springs		332612-2	12/82	165.5	165.9	166.5	2.0	.4
Precision mechanical extension and torsion-type wire springs		332612-21	06/01	140.1	140.1	140.1	.2	0
Precision mechanical compression-type wire springs		332612-22	06/01	110.7	111.1	111.8	3.5	.6
Other wire springs		332612-4	12/82	137.4	137.6	137.5	1.4	-.1
Secondary products and miscellaneous receipts		332612-SM						
Miscellaneous receipts		332612-M	06/95	110.5	(³)	(³)	(³)	(³)
Secondary products		332612-S	12/82	115.7	115.7	115.7	0	0
Other fabricated wire product manufacturing	332618		12/82	169.0	168.4	168.8	2.6	.2
Primary products		332618-P	12/82	165.0	164.4	164.8	2.8	.2
Other ferrous wire products, excluding springs, made from purchased wire		332618-B	12/82	176.9	175.7	176.5	2.8	.5
Noninsulated ferrous wire rope, cable, forms & strand, made from purchased wire		332618-1	12/82	164.7	165.5	165.5	(³)	0
Ferrous wire cloth & other ferrous woven wire products, made from purchased wire		332618-3	12/82	137.4	137.4	137.4	1.2	0
Nonferrous wire cloth & other nonferrous woven wire products, made from purchased wire		332618-5	12/82	126.7	126.7	126.7	0	0
Steel nail, staples, tacks, spikes, & brads, made from purchased wire		332618-9	12/03	107.7	(³)	(³)	(³)	(³)
Secondary products and miscellaneous receipts		332618-SM						
Miscellaneous receipts		332618-M	12/82	201.6	201.6	201.6	0	0
Secondary products		332618-S	12/82	184.6	184.6	184.6	2.6	0
Mach shops, turn prod, screw, nut, bolt mfg	3327		12/03	118.0	119.1	120.1	2.9	.8
Machine shops	33271		12/03	112.3	112.2	113.9	2.1	1.5
Machine shops	332710		06/84	149.3	149.3	151.5	2.1	1.5
Primary products		332710-P	06/84	144.6	144.6	146.9	2.3	1.6
Receipts for machine shop job work and job order repairs		332710-0	06/84	143.6	143.5	145.9	2.3	1.7
Secondary products and miscellaneous receipts		332710-SM						
Secondary products		332710-S	06/84	181.7	181.7	(³)	(³)	(³)
Turned product & screw, nut & bolt mfg	33272		12/84	159.1	162.6	162.7	4.2	.1
Precision turned product manufacturing	332721		12/83	164.6	174.6	174.7	2.8	.1
Primary products		332721-P	12/83	159.0	159.4	159.4	4.1	0
Precision turned products, automotive		332721-1	12/83	141.2	140.6	140.7	-.1	.1
Precision turned products, except automotive		332721-5	12/83	168.3	169.1	169.2	6.3	.1
Precision turned products, for aircraft		332721-51	12/83	144.5	144.5	144.5	.2	0
Precision turned products, for household appliances (including radio & TV)		332721-52	12/83	229.0	(³)	(³)	(³)	(³)
Precision turned products, for electric and electronic equipment (except household appliances)		332721-53	12/88	131.3	131.3	131.3	3.1	0
Precision turned products, for other machinery		332721-55	12/83	126.0	126.0	126.0	5.8	0
Precision turned products, for ordnance & all other end uses		332721-56	12/83	171.9	173.6	173.7	9.3	.1
Secondary products and miscellaneous receipts		332721-SM						
Bolt, nut, screw, rivet, and washer mfg	332722		06/82	167.8	163.3	163.4	6.2	.1
Primary products		332722-P	06/82	170.7	165.6	165.8	6.8	.1
Products (except fasteners), made by cold-, warm- or hot-heading processes ..		332722-A	06/82	189.9	164.8	164.8	14.6	0
Aircraft fasteners, except plastics (including aerospace)		332722-1	06/82	283.3	284.4	284.9	25.3	.2
Externally threaded metal fasteners (except aircraft types)		332722-3	06/82	146.5	146.0	145.9	1.4	-.1
Hex bolts, including heavy, tap-and-joint, excluding high-strength structural & aircraft types		332722-3122	06/82	152.7	152.7	152.7	.5	0
Other metal bolts, incl. square, round, plow, high-strength structural & bent bolts		332722-3133	12/99	156.4	156.4	(³)	(³)	(³)
Cap, set, machine, lag, flange, and self-locking screws (except aircraft types)		332722-3144	12/87	163.4	164.0	163.3	4.9	-.4
Tapping screws incl flat, hex, oval & pan; wood screws incl flat, oval & round (ex aircraft)		332722-3155	06/82	143.6	139.7	139.7	-2.0	0
Other externally threaded metal fasteners, including studs (except aircraft types)		332722-3199	12/99	109.5	109.5	109.5	2.0	0
Internally threaded fasteners (except aircraft types)		332722-5	06/82	109.9	109.9	109.9	.7	0
Nonthreaded metal fasteners (except aircraft types)		332722-6	06/82	175.5	166.1	166.9	-2.2	.5
Secondary products and miscellaneous receipts		332722-SM						

See footnotes at end of table.

Table 5. Producer price indexes for the net output of selected industries and their products, not seasonally adjusted
—Continued

Industry and product ¹	Industry code	Product code	Index base	Index			Percent change to Dec. 2007 from:	
				Aug. 2007 ²	Nov. 2007 ²	Dec. 2007 ²	Dec. 2006	Nov. 2007
Bolt, nut, screw, rivet, and washer mfg—Continued								
Secondary products		332722-S	06/82	114.3	(³)	114.3	0.4	(³)
Coating/engrave/heat treating & other activity	3328		12/03	116.4	115.7	115.2	.7	-4
Coating/engrave/heat treating & other activity	33281		12/84	160.2	159.1	158.5	.6	-4
Metal heat treating	332811		06/85	128.5	128.5	128.5	.9	0
Primary products		332811-P	06/85	129.2	129.2	129.2	.9	0
Metal heat treating		332811-0	06/85	129.2	129.2	129.2	.9	0
Secondary products and miscellaneous receipts		332811-SM						
Secondary products		332811-S	06/85	129.2	128.9	128.9	(³)	0
Metal coating and nonprecious engraving	332812		12/84	151.0	148.9	147.6	-2	-9
Primary products		332812-P	12/84	152.0	151.6	150.9	1.3	-5
Metal coating, engraving, and allied services		332812-1	12/84	152.0	151.6	150.9	1.3	-5
Etching and engraving		332812-11	06/97	105.0	105.1	105.1	3.5	0
Metal coating		332812-12	06/97	128.7	128.4	127.7	1.1	-5
Metal galvanizing and other hot dip metal coating		332812-121	12/84	176.1	174.6	171.8	-1.4	-1.6
Organic metal coatings, including plastics, enamels and lacquers		332812-122	12/84	147.8	147.8	147.8	3.4	0
Metal liquid spray coating, including electrostatic coating		332812-12212	12/84	165.9	165.9	165.9	6.4	0
Metal powder coating, including electrostatic and fluidized bed		332812-12213	06/97	113.1	(³)	(³)	(³)	(³)
All other organic coatings, including curtain and wash coatings		332812-12214	12/84	152.0	152.0	152.0	4.8	0
Inorganic metal coatings, including porcelain coatings		332812-123	06/97	101.5	101.5	101.5	0	0
Secondary products and miscellaneous receipts		332812-SM						
Miscellaneous receipts		332812-M	12/89	118.5	110.7	110.7	-6.3	0
Secondary products		332812-S	12/84	153.3	123.5	(³)	(³)	(³)
Electroplating, anodizing and coloring metal	332813		12/84	171.3	171.9	172.3	2.1	.2
Primary products		332813-P	12/84	172.7	173.2	173.7	2.3	.3
Electroplating, plating, polishing, anodizing and coloring		332813-0	12/84	172.7	173.2	173.7	2.3	.3
Secondary products and miscellaneous receipts		332813-SM						
Miscellaneous receipts		332813-M	12/89	(³)	(³)	132.2	-4.0	(³)
Secondary products		332813-S	12/84	164.4	167.2	167.2	3.3	0
Other fabricated metal product mfg	3329		12/03	122.2	122.6	122.9	4.1	.2
Metal valve mfg	33291		12/03	127.9	128.2	128.5	5.4	.2
Industrial valve manufacturing	332911		06/91	175.2	176.6	176.7	7.6	.1
Primary products		332911-P	06/91	176.0	177.1	177.2	7.1	.1
Industrial plug valves (all metals, pressures, and types), incl lubricated, cylindrical, etc.		332911-A	12/82	177.9	179.7	179.7	3.2	0
All other miscellaneous industrial valves		332911-B	06/91	173.0	172.0	173.4	5.7	.8
Industrial ball valves (all metals, pressures, and types), incl. manual & power operated		332911-C	06/91	172.5	177.7	177.7	9.5	0
Nuclear valves (N-stamp only)		332911-D	12/98	(³)	(³)	(³)	(³)	(³)
Automatic regulating and control valves and parts (except nuclear), power operated		332911-F	12/82	207.7	207.7	207.7	8.5	0
Solenoid-operated valves and parts, except nuclear and fluid power transfer ...		332911-H	12/82	229.5	229.6	229.5	20.0	0
Gates, globes, angles, straightway (y-type) checks, stop & check, cross, 3- & 4- way, etc.		332911-1	06/91	208.6	210.9	210.6	7.5	-1
Industrial valves for water works and municipal equipment (IBBM, AWWA, and UL)		332911-2	06/91	228.8	228.9	228.9	2.9	0
Industrial butterfly valves (all metals, pressures, and types), incl. manual & power operated		332911-4	06/91	141.9	141.9	141.9	4.3	0
Secondary products and miscellaneous receipts		332911-SM						
Miscellaneous receipts		332911-M	06/91	168.0	168.0	168.0	5.7	0
Secondary products		332911-S	06/91	173.5	178.0	177.9	12.8	-1
Fluid power valve and hose fitting mfg	332912		06/91	163.7	163.0	164.2	3.6	.7
Primary products		332912-P	06/91	164.7	162.9	164.0	4.2	.7
Parts for fluid power valves		332912-G	06/91	157.5	157.5	157.5	4.1	0
Nonaerospace type flareless fittings and couplings (incl. nonmetal fittings) use		332912-K	06/91	150.5	150.5	150.5	-3.2	0
Nonaerospace type hydraulic and pneumatic fittings and couplings for hose		332912-L	06/91	158.8	159.1	165.0	4.1	3.7
Nonaerospace type hydraulic and pneumatic assemblies of hose		332912-N	12/98	117.0	107.6	111.0	2.9	3.2
Aerospace type hydraulic and pneumatic hose or tube end fittings and assemblies		332912-4	06/91	235.8	(³)	(³)	(³)	(³)
Nonaerospace type hydraulic directional control valves		332912-5	06/91	141.3	141.3	141.3	5.7	0
Manual types		332912-511	06/91	153.9	153.9	153.9	8.1	0
All other, including solenoid types		332912-512	06/91	122.1	122.1	122.1	2.1	0
Nonaerospace type flared (metal) fittings, couplings and assemblies		332912-6	06/91	154.2	154.3	154.2	3.4	-1
Nonaerospace type hydraulic valves, except directional control		332912-7	12/98	140.9	146.6	146.6	6.1	0
Cartridge valves		332912-711	12/98	133.9	133.9	133.9	5.2	0
All other, including electrohydraulic		332912-712	12/98	143.9	151.7	151.7	6.3	0
Nonaerospace type pneumatic directional control valves		332912-9	06/91	149.9	150.9	150.9	5.9	0

See footnotes at end of table.

Table 5. Producer price indexes for the net output of selected industries and their products, not seasonally adjusted
—Continued

Industry and product ¹	Industry code	Product code	Index base	Index			Percent change to Dec. 2007 from:	
				Aug. 2007 ²	Nov. 2007 ²	Dec. 2007 ²	Dec. 2006	Nov. 2007
Fluid power valve and hose fitting mfg—Continued								
Solenoid types		332912-911	06/91	155.0	156.3	156.3	6.0	0.0
All other, including mechanical and remote pilot		332912-912	12/98	121.1	121.6	121.6	5.7	0
Secondary products and miscellaneous receipts		332912-SM						
Miscellaneous receipts		332912-M	12/98	121.2	120.1	126.4	2.8	5.2
Secondary products		332912-S	06/91	163.0	168.9	168.9	.8	0
Plumbing fixture fitting & trim mfg	332913		06/83	226.7	227.7	227.7	5.9	0
Primary products		332913-P	06/83	233.0	234.3	234.2	5.3	0
Single lever plumbing fixture controls, two & three handle bath & shower fittings, & antiscaid		332913-1	06/83	201.5	202.6	202.6	2.1	0
Lavatory and sink fittings (except single control), including drains & overflows (brass goods)		332913-3	06/98	120.4	122.7	122.7	1.2	0
Miscellaneous plumbing fixtures, fittings, and trim (brass goods), incl. lawn sprinklers		332913-8	06/83	263.9	263.8	263.8	10.0	0
Secondary products and miscellaneous receipts		332913-SM						
Miscellaneous receipts		332913-M	06/07	101.1	101.1	101.1	(³)	0
Secondary products		332913-S	06/83	271.3	271.4	271.2	(³)	-.1
Other metal valve and pipe fitting mfg	332919		12/82	217.6	216.5	216.5	1.2	0
Primary products		332919-P	12/82	220.5	219.3	219.3	1.1	0
Plumbing and heating valves and specialties, except plumbers' brass goods ...		332919-1	12/82	245.1	245.1	(³)	(³)	(³)
Metal fittings, flanges, and unions for piping systems		332919-4	12/82	257.9	255.8	255.8	.4	0
Secondary products and miscellaneous receipts		332919-SM						
Miscellaneous receipts		332919-M	12/82	149.1	149.1	149.1	0	0
Secondary products		332919-S	12/82	215.7	(³)	(³)	(³)	(³)
All other fabricated metal product mfg	33299		12/03	117.4	117.9	118.1	2.8	.2
Ball and roller bearing manufacturing	332991		06/83	205.1	207.5	208.0	5.5	.2
Primary products		332991-P	06/83	202.6	204.8	205.2	5.2	.2
Ball bearings, complete, unmounted		332991-1	06/83	195.1	195.5	195.4	-7	-.1
Tapered roller bearings (including cups & cones), unmounted		332991-3	06/83	186.9	188.6	188.6	12.4	0
Roller bearings, except tapered, unmounted		332991-5	06/83	239.6	241.1	241.1	4.5	0
Mounted bearings, except plain		332991-7	06/83	252.3	270.1	277.0	13.5	2.6
Parts and components for ball and roller bearings, including balls and rollers, sold separate		332991-9	06/83	171.4	171.4	171.4	.5	0
Secondary products and miscellaneous receipts		332991-SM						
Small arms ammunition manufacturing	332992		06/85	144.5	151.8	151.8	8.2	0
Primary products		332992-P	06/85	163.8	171.5	171.4	7.5	-.1
Small arms ammunition		332992-0	12/06	102.8	107.6	107.6	7.6	0
Small arms cartridges and shells		332992-0A	06/85	146.9	154.3	154.3	7.5	0
Ammunition components		332992-06	06/02	138.6	141.6	142.6	8.4	.7
Other ammo products, including industrial shells & cartridges, air gun ammo, percussion caps		332992-07	06/02	120.5	126.6	125.3	6.9	-1.0
Secondary products and miscellaneous receipts		332992-SM						
Miscellaneous receipts		332992-M	06/02	117.8	141.4	141.4	32.6	0
Ammunition, except small arms, manufacturing	332993		12/85	150.5	150.4	150.4	-.1	0
Primary products		332993-P	12/85	137.5	137.3	137.3	-.1	0
Artillery ammunition (more than 30 mm, more than 1.18 in.)		332993-1	12/85	155.1	154.7	(³)	(³)	(³)
All other miscellaneous ammunition (except small arms)		332993-3	12/85	118.3	118.3	118.3	3.5	0
Secondary products and miscellaneous receipts		332993-SM						
Small arms manufacturing	332994		06/85	189.6	191.5	192.1	3.1	.3
Primary products		332994-P	06/85	185.3	187.3	187.9	3.3	.3
Machine guns, 30 mm or less, or 1.18 in or less		332994-1	12/04	93.4	93.4	93.4	.5	0
Small arms, 30 mm or less, or 1.18 in. or less		332994-9	12/04	106.7	107.9	108.3	3.5	.4
Secondary products and miscellaneous receipts		332994-SM						
Miscellaneous receipts		332994-M	08/85	290.8	292.3	292.1	.4	-.1
Other ordnance and accessories manufacturing	332995		12/85	150.1	150.1	150.1	10.0	0
Primary products		332995-P	12/85	172.9	172.9	172.9	10.0	0
All other miscellaneous ordnance and accessories, incl. rocket projectors, etc. (incl. parts)		332995-2	12/85	150.0	150.0	150.0	7.0	0
Fabricated pipe and pipe fitting mfg	332996		06/81	212.6	212.9	214.0	.2	.5
Primary products		332996-P	06/81	205.2	205.3	206.5	-.7	.6
Fabricated pipe and pipe fittings made from purchased pipe		332996-0	12/02	135.7	135.8	136.6	-.7	.6
Fabricated iron and steel pipe and pipe fittings made from purchased pipe ..		332996-01	06/81	195.0	195.0	196.5	-1.6	.8
All other nonferrous fabricated pipe and pipe fittings made from purchased pipe		332996-02	06/81	280.9	280.9	(³)	(³)	(³)
Secondary products and miscellaneous receipts		332996-SM						
Miscellaneous receipts		332996-M	08/81	307.5	313.0	(³)	(³)	(³)
Industrial pattern manufacturing	332997		12/84	145.1	145.5	146.8	3.1	.9

See footnotes at end of table.

Table 5. Producer price indexes for the net output of selected industries and their products, not seasonally adjusted

—Continued

Industry and product ¹	Industry code	Product code	Index base	Index			Percent change to Dec. 2007 from:	
				Aug. 2007 ²	Nov. 2007 ²	Dec. 2007 ²	Dec. 2006	Nov. 2007
Industrial pattern manufacturing—Continued								
Primary products		332997-P	12/84	145.8	146.3	147.8	3.6	1.0
Industrial patterns		332997-0	12/84	145.8	146.3	147.8	3.6	1.0
Foundry patterns		332997-01	12/84	148.1	148.3	150.3	3.5	1.3
All other industrial patterns, except shoe patterns		332997-02	12/84	142.0	143.6	143.6	3.8	0
Secondary products and miscellaneous receipts		332997-SM						
Miscellaneous receipts		332997-M	06/06	105.5	105.5	105.5	(³)	0
Secondary products		332997-S	12/84	137.6	(³)	137.6	0	(³)
Enameled iron and metal sanitary ware mfg								
Primary products	332998		12/80	228.4	228.4	228.4	2.8	0
Enameled iron and metal sanitary ware		332998-P	12/80	233.2	233.2	233.2	2.4	0
Secondary products and miscellaneous receipts		332998-0	12/80	215.1	215.1	215.1	2.4	0
Miscellaneous receipts		332998-SM						
Secondary products		332998-M	06/05	(³)	(³)	(³)	(³)	(³)
		332998-S	12/80	195.3	195.3	(³)	(³)	(³)
Miscellaneous fabricated metal product mfg								
Primary products	332999		12/03	114.3	114.1	114.1	1.4	0
Metal ladders		332999-P	12/03	116.2	116.0	116.0	1.1	0
All other miscellaneous fabricated metal products		332999-B	06/85	156.8	157.3	157.4	7.8	.1
Converted unmounted aluminum foil packaging products		332999-H	06/85	151.7	151.7	151.7	.3	0
Secondary products and miscellaneous receipts		332999-2	12/90	123.7	(³)	(³)	(³)	(³)
Secondary products		332999-SM						
		332999-S	12/03	111.2	111.2	111.2	3.2	0
Machinery manufacturing								
	333		12/03	112.3	112.7	113.0	2.5	.3
Ag., construction, and mining machinery mfg								
	3331		12/03	115.5	116.1	116.1	2.6	0
Agricultural implement manufacturing								
	33311		12/03	110.1	110.8	110.8	1.7	0
Farm machinery and equipment manufacturing								
Primary products	333111		12/82	173.1	174.3	174.3	2.3	0
Haying machinery and attachments		333111-P	12/82	174.5	175.7	175.8	2.4	.1
Parts for farm machinery, for sale separately		333111-A	12/82	169.2	170.9	170.9	1.4	0
Farm plows, harrows, rollers, pulverizers, etc., & attachments		333111-C	12/82	159.3	159.5	159.5	5.9	0
All other farm machinery & equipment, excluding parts, including attachments		333111-E	12/02	134.5	136.2	136.2	1.0	0
Commercial turf and grounds care equipment, including parts and attachments		333111-G	12/82	191.5	191.7	191.7	3.0	0
Farm-type (power take-off hp) wheel tractors (2/4-wheel drive)(with or without attachments)		333111-J	12/82	181.1	180.7	181.1	1.4	.2
Farm dairy equip., sprayers and dusters, farm blowers, and attachments		333111-1	12/82	166.8	168.0	168.0	.9	0
Planting, seeding, and fertilizing machinery and attachments		333111-4	12/82	174.5	174.5	174.5	9.7	0
Harvesting machinery (except hay and straw) and attachments		333111-7	12/82	167.4	172.9	172.9	3.5	0
Secondary products and miscellaneous receipts		333111-9	12/82	180.8	183.8	183.6	1.7	-.1
Miscellaneous receipts		333111-SM						
Secondary products		333111-M	12/82	144.6	145.6	145.6	.6	0
		333111-S	12/82	155.5	155.5	155.5	1.9	0
Lawn and garden equipment manufacturing								
Primary products	333112		12/82	128.8	129.3	129.3	.6	0
Consumer nonriding lawn, garden, and snow equipment		333112-P	12/82	131.2	131.6	131.5	.4	-.1
Parts and attachments for consumer lawn, garden, and snow equipment		333112-1	12/82	123.0	123.0	123.1	.2	.1
Secondary products and miscellaneous receipts		333112-3	12/82	141.9	142.8	142.5	.4	-.2
Miscellaneous receipts		333112-7	06/03	106.9	106.7	106.8	.8	.1
Secondary products		333112-SM						
		333112-M	06/03	102.3	104.8	(³)	(³)	(³)
		333112-S	12/82	113.6	114.5	114.5	2.7	0
Construction machinery manufacturing								
	33312		12/03	116.0	116.4	116.4	2.2	0
Construction machinery manufacturing								
Primary products	333120		12/80	207.3	208.1	208.0	2.2	0
Power cranes, loaders, dozers, tractors, off-hwy trucks, mixers, pavers, backhoes, etc.		333120-P	12/80	199.8	200.8	200.7	2.2	0
Power cranes, draglines, and shovels (including surface mining equip.)(exc parts)		333120-1	12/03	113.7	114.1	114.1	1.9	0
Mixers, pavers, and related equipment (excluding parts)		333120-11	12/99	125.2	125.7	125.7	1.6	0
Off-highway trucks, haulers, truck-type tractor chassis, trailers, excl. parts ..		333120-12	12/80	173.1	173.1	173.1	1.3	0
Tractor shovel loaders (skid steer, wheel, crawler, and integral design backhoes)		333120-13	12/03	111.7	111.7	111.7	.7	0
Construction wheel and crawler tractors, dozers, and self-propelled log skidders		333120-14	12/80	203.8	205.4	205.3	2.0	0
Graders, rollers and compactors, forklifts, scrapers, trenchers, excl parts		333120-15	12/03	112.5	112.6	112.7	(³)	.1
Construction machinery for mounting (exc parts, winches, snow clearing attach.)		333120-16	12/03	112.8	114.1	114.1	2.1	0
Other construction machinery and equipment (excluding parts)		333120-17	12/99	121.6	121.6	121.5	.7	-.1
Parts for construction machinery and equipment, sold separately		333120-8	12/03	120.5	120.7	121.2	3.1	.4
Secondary products and miscellaneous receipts		333120-9	12/99	120.9	123.0	122.3	4.2	-.6
Miscellaneous receipts		333120-SM						
		333120-M	12/80	327.0	325.4	325.5	.7	0

See footnotes at end of table.

Table 5. Producer price indexes for the net output of selected industries and their products, not seasonally adjusted
—Continued

Industry and product ¹	Industry code	Product code	Index base	Index			Percent change to Dec. 2007 from:	
				Aug. 2007 ²	Nov. 2007 ²	Dec. 2007 ²	Dec. 2006	Nov. 2007
Construction machinery manufacturing—Continued								
Secondary products		333120-S	12/80	224.3	224.3	224.5	5.0	0.1
Mining and oil and gas field machinery mfg	33313		12/03	128.3	128.8	129.0	5.3	.2
Mining machinery and equipment manufacturing	333131		06/81	201.2	202.5	202.5	4.4	0
Primary products		333131-P	06/81	205.3	207.0	207.0	3.8	0
Underground mining machinery (except parts sold separately)		333131-1	06/81	214.6	214.6	214.6	1.7	0
Mineral processing & beneficiation machinery (except parts sold separately)		333131-3	06/81	232.9	234.2	233.3	3.7	-.4
Crushing, pulverizing & screening machinery (except parts sold separately)		333131-5	06/81	247.4	251.2	249.7	4.1	-.6
Drills and other mining machinery (except parts sold separately)		333131-7	06/81	223.1	228.6	232.3	6.5	1.6
Parts and attachments for mining machinery and equipment (sold separately) ..		333131-9	06/81	187.4	189.5	189.8	5.3	.2
Secondary products and miscellaneous receipts		333131-SM						
Miscellaneous receipts		333131-M	06/81	178.5	178.5	178.5	6.7	0
Oil and gas field machinery and equipment	333132		12/80	227.5	228.2	228.5	5.5	.1
Primary products		333132-P	12/80	227.3	228.1	228.4	5.7	.1
Rotary oil and gas field drilling machinery and equipment		333132-1	12/86	246.5	247.0	246.9	6.1	0
Other oil and gas field drilling machinery and equipment		333132-2	12/86	224.4	226.5	226.4	7.6	0
Oil and gas field production machinery and equipment (except pumps)		333132-4	12/80	177.5	177.9	177.9	3.9	0
Portable oil and gas field drilling rigs and parts (above ground)		333132-7	12/86	165.2	165.5	169.8	11.8	2.6
Oil and gas field derricks and well surveying machinery		333132-9	12/86	89.5	(³)	89.5	1.0	(³)
Secondary products and miscellaneous receipts		333132-SM						
Miscellaneous receipts		333132-M	12/80	247.0	247.0	247.0	4.7	0
Secondary products		333132-S	12/80	170.0	170.0	170.0	2.0	0
Industrial machinery manufacturing	3332		12/84	163.1	163.9	163.9	1.7	0
Sawmill and woodworking machinery	33321		12/03	110.6	111.5	112.0	2.0	.4
Sawmill and woodworking machinery	333210		12/80	176.1	177.5	178.2	1.9	.4
Primary products		333210-P	12/80	181.7	183.4	184.4	2.6	.5
Woodworking machinery, including parts, attachments, and accessories		333210-3	12/80	172.7	174.3	175.3	2.8	.6
Secondary products and miscellaneous receipts		333210-SM						
Miscellaneous receipts		333210-M	04/81	78.1	78.7	78.5	-2.4	-.3
Secondary products		333210-S	12/80	202.8	202.8	202.8	2.4	0
Plastics and rubber industry machinery	33322		12/03	110.7	112.8	112.6	1.4	-.2
Plastics and rubber industry machinery	333220		12/03	110.7	112.8	112.6	1.4	-.2
Primary products		333220-P	12/03	107.3	109.6	109.6	1.8	0
Plastics working machinery and equipment, excluding patterns and molds		333220-1	12/81	185.3	189.5	189.5	1.7	0
Rubber working machinery and equipment, excluding tire molds		333220-3	12/81	193.6	194.3	194.3	2.2	0
Secondary products and miscellaneous receipts		333220-SM						
Miscellaneous receipts		333220-M	12/03	139.1	139.1	139.1	1.1	0
Secondary products		333220-S	12/03	108.6	(³)	108.6	(³)	(³)
Other industrial machinery manufacturing	33329		12/84	162.6	163.0	163.0	1.8	0
Paper industries machinery manufacturing	333291		06/82	189.2	189.4	192.4	5.5	1.6
Primary products		333291-P	06/82	191.2	191.4	195.2	4.8	2.0
Paper industries machinery		333291-1	12/03	106.9	107.0	109.8	4.6	2.6
Parts and attachments for paper industries machinery		333291-3	06/82	178.7	178.9	180.9	5.2	1.1
Secondary products and miscellaneous receipts		333291-SM						
Miscellaneous receipts		333291-M	06/82	160.2	160.2	160.2	5.4	0
Secondary products		333291-S	03/97	124.3	124.3	124.3	13.4	0
Textile machinery manufacturing	333292		12/80	193.7	192.8	192.8	2.3	0
Primary products		333292-P	12/80	196.3	195.3	195.3	1.0	0
Textile machinery (except parts, attachments, and accessories)		333292-1	12/80	191.6	189.2	189.3	.4	.1
Parts and attachments for textile machinery		333292-3	12/80	204.1	205.3	205.3	2.1	0
Secondary products and miscellaneous receipts		333292-SM						
Miscellaneous receipts		333292-M	06/86	133.2	133.2	133.2	7.6	0
Printing machinery and equipment mfg	333293		12/82	155.3	155.3	155.3	1.4	0
Primary products		333293-P	12/82	151.6	151.6	151.6	1.6	0
Printing presses, offset lithographic		333293-1	12/82	(³)	(³)	(³)	(³)	(³)
Printing presses, other than lithographic		333293-2	12/82	172.1	172.1	172.1	4.6	0
Binding machinery and equipment		333293-6	12/88	152.4	152.4	(³)	(³)	(³)
All other miscellaneous printing trades machinery		333293-9	12/88	122.1	122.1	122.1	1.2	0
Other printing machinery and equipment, incl. pre-press preparation equipment		333293-911	06/01	97.6	97.6	97.6	0	0
Parts, attachments, and accessories for printing trades machinery		333293-912	06/01	107.2	107.2	107.2	3.5	0
Secondary products and miscellaneous receipts		333293-SM						
Miscellaneous receipts		333293-M	12/82	183.1	183.1	183.1	0	0
Food product machinery manufacturing	333294		12/83	215.0	217.3	217.2	4.4	0

See footnotes at end of table.

Table 5. Producer price indexes for the net output of selected industries and their products, not seasonally adjusted
—Continued

Industry and product ¹	Industry code	Product code	Index base	Index			Percent change to Dec. 2007 from:	
				Aug. 2007 ²	Nov. 2007 ²	Dec. 2007 ²	Dec. 2006	Nov. 2007
Food product machinery manufacturing—Continued								
Primary products		333294-P	12/83	221.7	223.7	223.6	4.1	0.0
Dairy and milk products plant machinery and equipment		333294-1	12/83	218.3	219.4	219.5	2.8	0
Commercial food products machinery (except packaging and cooking equipment)		333294-3	12/83	198.8	200.0	200.0	4.5	0
Industrial food products machinery for processing foods, beverages, & animal & fowl feed		333294-5	12/83	224.8	227.6	227.5	4.2	0
Secondary products and miscellaneous receipts		333294-SM						
Miscellaneous receipts		333294-M	12/83	153.4	157.8	157.8	4.8	0
Secondary products		333294-S	12/83	214.0	215.2	215.2	7.2	0
Semiconductor machinery manufacturing								
Primary products	333295		12/03	100.1	100.2	100.2	-1	0
Semiconductor machinery and parts		333295-P	12/03	100.1	100.3	100.2	-1	-1
Secondary products and miscellaneous receipts		333295-0	06/87	128.8	129.0	129.0	-1	0
Miscellaneous receipts		333295-SM						
Secondary products		333295-M	12/03	100.0	100.0	(³)	(³)	(³)
		333295-S	12/03	100.0	(³)	(³)	(³)	(³)
All other industrial machinery manufacturing								
Primary products	333298		12/03	112.5	112.8	112.5	1.9	-3
Chemical manufacturing machinery, equipment, and parts		333298-P	12/03	112.7	113.2	112.8	2.5	-4
Printed circuit board manufacturing machinery, except testing		333298-1	12/81	222.3	222.6	222.6	3.1	0
All other miscellaneous special industry machinery & equipment		333298-5	06/01	102.8	(³)	101.1	(³)	(³)
Secondary products and miscellaneous receipts		333298-7	12/94	122.6	123.1	123.1	2.7	0
Miscellaneous receipts		333298-SM						
Secondary products		333298-M	12/03	107.2	107.2	107.2	0	0
		333298-S	12/03	121.7	121.7	121.7	-3.1	0
Commercial and service industry machinery	3333		12/03	106.0	106.2	106.3	1.1	.1
Commercial and service industry machinery	33331		12/03	106.1	106.2	106.3	1.1	.1
Automatic vending machine manufacturing								
Primary products	333311		06/82	126.8	127.1	127.1	.1	0
Automatic merchandising machines, coin-operated, excluding parts		333311-P	06/82	127.3	127.6	127.6	.8	0
Vending machines for beverages		333311-1	06/82	126.6	126.9	126.9	1.0	0
Other vending machines, excluding beverage machines		333311-11	06/82	122.1	122.4	122.4	.6	0
Coin-operated mechanisms and other parts for automatic merchandising machines		333311-15	06/03	105.2	105.5	105.5	1.8	0
Secondary products and miscellaneous receipts		333311-3	12/88	111.1	111.1	111.1	-1.1	0
		333311-SM						
Commercial laundry and drycleaning machinery								
Primary products	333312		12/82	222.0	222.8	223.5	2.3	.3
Commercial laundry and drycleaning machinery		333312-P	12/82	203.6	204.4	204.7	1.8	.1
Secondary products and miscellaneous receipts		333312-0	06/03	116.8	117.2	117.4	1.8	.2
Miscellaneous receipts		333312-SM						
		333312-M	06/03	119.5	119.5	(³)	(³)	(³)
Office machinery manufacturing								
Primary products	333313		06/85	126.0	126.1	126.3	1.0	.2
Mailing, letter handling, and addressing machines, except parts and attachments		333313-P	06/85	117.5	117.6	117.8	1.0	.2
Parts and attachments for office machines		333313-A	06/85	113.9	113.8	114.1	.8	.3
Other office machinery		333313-J	12/03	112.9	113.2	113.2	1.2	0
Secondary products and miscellaneous receipts		333313-8	06/07	99.9	101.0	101.0	(³)	0
Miscellaneous receipts		333313-SM						
Secondary products		333313-M	06/85	155.1	155.1	155.1	(³)	0
		333313-S	06/85	(³)	125.2	125.2	(³)	0
Optical instrument and lens manufacturing								
Primary products	333314		06/91	108.9	108.9	108.9	.8	0
Sighting, tracking and fire-control equipment, optical type		333314-P	06/91	107.1	107.1	107.1	.9	0
All other miscellaneous optical instruments and lenses		333314-1	12/85	121.7	121.7	121.7	-1	0
Secondary products and miscellaneous receipts		333314-3	12/98	100.1	100.1	100.1	1.2	0
		333314-SM						
Photographic and photocopying equipment mfg								
Primary products	333315		12/03	100.7	100.7	100.7	5.0	0
All types of photographic and photocopying equipment, except motion picture equipment		333315-P	12/03	107.8	107.9	107.9	6.1	0
Secondary products and miscellaneous receipts		333315-A	06/07	100.4	100.5	(³)	(³)	(³)
Miscellaneous receipts		333315-SM						
Secondary products		333315-M	12/03	72.0	(³)	(³)	(³)	(³)
		333315-S	12/03	103.2	103.2	(³)	(³)	(³)
Other commercial & service machinery mfg								
Primary products	333319		06/82	197.4	197.8	197.9	.7	.1
Miscellaneous machinery products, incl electronic teaching machines & auto maintenance equip		333319-P	06/82	202.5	202.9	203.0	2.4	0
Commercial cooking and food warming equipment		333319-B	06/07	100.1	100.3	100.3	(³)	0
Commercial and industrial vacuum cleaners, incl. parts and attachments		333319-1	06/82	235.3	236.1	236.0	5.7	0
Secondary products and miscellaneous receipts		333319-3	06/82	193.0	193.0	193.0	2.1	0
		333319-SM						

See footnotes at end of table.

Table 5. Producer price indexes for the net output of selected industries and their products, not seasonally adjusted
—Continued

Industry and product ¹	Industry code	Product code	Index base	Index			Percent change to Dec. 2007 from:	
				Aug. 2007 ²	Nov. 2007 ²	Dec. 2007 ²	Dec. 2006	Nov. 2007
Other commercial & service machinery mfg—Continued								
Miscellaneous receipts		333319-M	06/82	174.9	175.3	175.3	0.7	0.0
Secondary products		333319-S	06/82	168.7	169.2	169.2	-13.5	0
HVAC and commercial refrigeration equipment	3334		12/03	117.9	118.5	119.6	4.5	.9
HVAC and commercial refrigeration equipment	33341		12/03	117.9	118.5	119.6	4.5	.9
Air purification equipment manufacturing	333411		12/03	115.7	117.2	116.7	2.4	-.4
Primary products		333411-P	12/03	115.8	117.5	116.9	2.2	-.5
Dust collection & other air purification equipment for industrial gas cleaning systems		333411-1	12/83	169.8	176.5	174.3	3.5	-1.2
Dust collection & other air purification equipment & parts for cleaning incoming air		333411-3	12/83	163.3	163.6	163.6	1.6	0
Secondary products and miscellaneous receipts		333411-SM						
Miscellaneous receipts		333411-M	12/03	116.7	116.9	116.7	2.8	-.2
Industrial and commercial fan and blower mfg	333412		12/03	117.7	118.8	119.1	3.8	.3
Primary products		333412-P	12/03	118.1	119.3	119.6	3.8	.3
Industrial and commercial fans and blowers		333412-0	12/03	118.1	119.3	119.6	3.8	.3
Secondary products and miscellaneous receipts		333412-SM						
Miscellaneous receipts		333412-M	12/03	118.5	119.3	119.3	6.5	0
Secondary products		333412-S	12/03	113.3	113.4	114.4	2.9	.9
Heating equipment, except warm air furnaces	333414		06/80	232.6	235.0	234.8	3.3	-.1
Primary products		333414-P	06/80	223.3	225.1	225.1	3.5	0
Cast iron heating boilers, radiators, and convectors (except parts)		333414-1	06/99	135.3	135.3	135.7	5.9	.3
Domestic heating stoves (except electric and parts)		333414-3	06/80	174.1	174.6	174.3	2.8	-.2
Steel heating boilers (15 psi or less) and all hot water heating boilers (except parts)		333414-5	06/80	213.5	213.5	213.5	.6	0
Floor and wall furnaces, unit heaters, infrared heaters, and mechanical stokers		333414-7	06/99	123.5	123.8	123.7	3.3	-.1
Other heating equipment, except electric (incl parts for nonelectric equip & oil burners)		333414-9	06/99	115.8	118.4	118.3	3.2	-.1
Secondary products and miscellaneous receipts		333414-SM						
Miscellaneous receipts		333414-M	06/99	120.0	121.2	120.7	-1.2	-.4
Secondary products		333414-S	06/80	210.6	220.5	219.8	6.6	-.3
AC, refrigeration, and forced air heating	333415		12/82	155.7	156.2	158.3	5.0	1.3
Primary products		333415-P	12/82	156.0	156.7	157.7	4.7	.6
Compressors and compressor units, all refrigerants, except automotives		333415-A	12/03	122.7	124.1	122.1	3.1	-1.6
Warm air furnaces, incl. duct furnaces & humidifiers, & electric comfort heating		333415-C	12/89	125.7	125.7	125.7	4.9	0
Parts & accessories for air conditioning & heat transfer equipment		333415-D	12/89	135.3	135.6	135.6	2.6	0
Unitary air-conditioners, except air source heat pumps		333415-E	12/82	140.3	140.3	140.3	.8	0
Heat transfer equipment (except elec dehumidifiers), mechanically refrigerated, self-contained		333415-2	12/03	129.8	130.9	134.5	9.3	2.8
Commercial refrigerators and related equipment		333415-3	12/82	184.0	184.3	184.8	4.8	.3
Refrigeration condensing units, all refrigerants, except ammonia (complete)		333415-5	12/82	182.4	182.1	182.0	12.6	-.1
Room air conditioners and dehumidifiers, except portable dehumidifiers		333415-6	12/82	120.8	120.8	120.8	4.6	0
All other miscellaneous refrigeration & air-conditioning equipment		333415-9	12/89	140.6	142.4	145.8	6.8	2.4
Secondary products and miscellaneous receipts		333415-SM						
Miscellaneous receipts		333415-M	12/82	162.7	160.2	184.2	7.5	15.0
Secondary products		333415-S	12/82	123.0	123.2	123.4	2.7	.2
Metalworking machinery manufacturing	3335		12/03	106.7	106.9	107.1	.8	.2
Metalworking machinery manufacturing	33351		12/03	106.7	106.9	107.1	.8	.2
Industrial mold manufacturing	333511		12/03	103.0	103.0	103.0	-1.0	0
Industrial molds and mold boxes		333511-P	12/03	103.5	103.5	103.5	-1.1	0
Industrial molds and mold boxes		333511-0	06/81	127.4	127.4	127.4	-1.1	0
Secondary products and miscellaneous receipts		333511-SM						
Secondary products		333511-S	12/03	99.9	(³)	(³)	(³)	(³)
Metal cutting machine tool manufacturing	333512		06/83	168.6	170.2	170.2	2.0	0
Primary products		333512-P	06/83	159.0	159.8	159.8	1.5	0
Metal grinding, polishing, buffing, honing, & lapping machines, exc gear-tooth		333512-2	06/83	200.9	207.1	207.1	5.3	0
Metal lathes (turning machines) numerically & nonnumerically controlled		333512-3	06/83	176.3	(³)	(³)	(³)	(³)
Metal milling machines (excluding machining centers)		333512-4	06/83	(³)	(³)	(³)	(³)	(³)
Parts for metal cutting machine tools (sold separately) & rebuilt machine tools		333512-6	06/83	134.0	134.0	134.0	.5	0
Metal machining centers (multifunction numerically controlled machines)		333512-7	06/83	(³)	(³)	(³)	(³)	(³)
Metal station type machines		333512-8	06/83	153.7	(³)	153.7	0	(³)
Other metal cutting machine tools (exc those designed for home workshops, etc.)		333512-9	06/83	164.5	164.5	164.4	2.5	-.1
Secondary products and miscellaneous receipts		333512-SM						
Miscellaneous receipts		333512-M	06/83	238.0	246.8	246.6	4.5	-.1

See footnotes at end of table.

Table 5. Producer price indexes for the net output of selected industries and their products, not seasonally adjusted
—Continued

Industry and product ¹	Industry code	Product code	Index base	Index			Percent change to Dec. 2007 from:	
				Aug. 2007 ²	Nov. 2007 ²	Dec. 2007 ²	Dec. 2006	Nov. 2007
Metal forming machine tool manufacturing	333513		06/81	197.0	197.8	197.8	0.5	0.0
Primary products		333513-P	06/81	201.8	202.1	202.1	0	0
Metal punching & shearing (power & manual), and bending & forming machines (power only)		333513-1	06/81	169.8	169.8	169.8	.3	0
Metalworking presses (except forging and die-stamping presses)		333513-2	06/81	227.8	(³)	227.8	0	(³)
Other metal forming machine tools, including forging and die-stamping machines (exc. presses)		333513-5	06/81	226.1	226.1	226.1	1.3	0
Parts for metal forming machine tools (sold separately) and rebuilt metal forming machine tool		333513-7	06/81	193.9	195.2	195.2	-1.5	0
Secondary products and miscellaneous receipts		333513-SM						
Miscellaneous receipts		333513-M	12/92	150.8	155.7	(³)	(³)	(³)
Secondary products		333513-S	06/81	169.0	(³)	(³)	(³)	(³)
Special tool, die, jig, and fixture mfg	333514		12/03	101.4	101.3	101.4	.3	.1
Primary products		333514-P	06/81	168.7	168.6	168.7	.5	.1
Special dies and tools, die sets, jigs, and fixtures		333514-1	06/81	168.7	168.6	168.7	.5	.1
Jigs and fixtures, including parts		333514-11	06/81	236.0	233.7	235.0	-8	.6
Metalworking die and die sets		333514-13	12/02	103.3	103.6	103.6	.8	0
Standard punches, industrial prototypes, die parts & other special tooling, dies		333514-17	06/94	116.4	116.4	116.4	1.1	0
Secondary products and miscellaneous receipts		333514-SM						
Secondary products		333514-S	12/03	98.2	98.2	98.2	-1.5	0
Cutting tool and machine tool accessory mfg	333515		06/83	158.9	159.1	159.6	1.2	.3
Primary products		333515-P	06/83	155.3	155.8	156.0	1.5	.1
Small cutting tools for machine tools and metalworking machinery		333515-2	06/83	148.0	148.6	148.5	1.4	-.1
Other attachments and accessories for machine tools and metalworking machinery		333515-3	06/83	174.0	174.0	175.3	1.9	.7
Secondary products and miscellaneous receipts		333515-SM						
Miscellaneous receipts		333515-M	01/87	188.8	186.0	189.9	2.9	2.1
Secondary products		333515-S	06/83	148.9	148.9	148.9	-8.6	0
Rolling mill machinery and equipment mfg	333516		12/81	209.2	208.9	209.5	1.6	.3
Primary products		333516-P	12/81	215.2	214.9	215.6	1.7	.3
Cold rolling mill machinery		333516-2	06/93	115.9	(³)	(³)	(³)	(³)
Other rolling mill machinery, incl. tube mill machinery & parts for all rolling mill machinery		333516-5	12/81	253.0	252.2	253.7	3.0	.6
Secondary products and miscellaneous receipts		333516-SM						
Miscellaneous receipts		333516-M	12/03	111.2	111.2	(³)	(³)	(³)
Other metalworking machinery manufacturing	333518		06/83	189.0	190.1	191.0	2.9	.5
Primary products		333518-P	06/83	187.6	188.8	189.8	2.6	.5
Assembly machines		333518-1	06/83	169.4	170.8	170.8	1.9	0
Other metalworking machinery (except handheld and ultrasonic)		333518-3	06/83	213.1	213.5	217.7	4.5	2.0
Secondary products and miscellaneous receipts		333518-SM						
Miscellaneous receipts		333518-M	12/97	114.0	114.0	114.0	1.7	0
Secondary products		333518-S	06/83	197.2	197.2	(³)	(³)	(³)
Turbine and power transmission equipment mfg	3336		12/84	152.3	153.0	153.2	2.3	.1
Turbine and power transmission equipment mfg	33361		12/84	152.3	153.0	153.3	2.4	.2
Turbine and turbine generator set units mfg	333611		06/82	167.5	168.7	169.3	2.7	.4
Primary products		333611-P	06/82	174.0	175.5	176.2	3.0	.4
Turbine generator sets		333611-3	12/03	111.8	113.4	114.3	7.4	.8
Steam, gas, and other turbines and turbine generators		333611-4	12/03	103.4	104.0	104.1	-1.1	.1
Parts & accessories for turbines, turbine generators, and turbine generator sets		333611-7	12/03	109.7	109.7	109.7	3.0	0
Secondary products and miscellaneous receipts		333611-SM						
Speed changers, drive, and gear manufacturing	333612		12/83	211.0	216.1	216.2	4.9	0
Primary products		333612-P	12/83	201.8	206.7	206.8	4.8	0
Loose gearing, including gears, pinions, racks, and worms, sold separately		333612-3	12/83	163.6	165.2	164.9	4.6	-.2
Speed changers, & ind. high speed drives, & parts other than loose gearing		333612-7	12/03	119.6	123.3	123.4	4.8	.1
Secondary products and miscellaneous receipts		333612-SM						
Miscellaneous receipts		333612-M	07/84	205.3	212.2	212.2	6.0	0
Secondary products		333612-S	12/83	280.9	285.3	285.3	4.9	0
Mechanical power transmission equipment mfg	333613		12/84	193.5	194.0	194.6	1.9	.3
Primary products		333613-P	12/84	188.8	189.4	190.0	1.8	.3
Plain bearings and bushings		333613-1	12/84	145.4	145.2	145.2	-7	0
Mechanical power transmission equipment, except speed changers, drives, & gears		333613-3	12/84	197.9	198.8	199.6	2.4	.4
Secondary products and miscellaneous receipts		333613-SM						
Miscellaneous receipts		333613-M	02/85	219.1	219.7	219.7	8.1	0
Secondary products		333613-S	12/84	213.3	212.7	212.7	-2.6	0

See footnotes at end of table.

Table 5. Producer price indexes for the net output of selected industries and their products, not seasonally adjusted
—Continued

Industry and product ¹	Industry code	Product code	Index base	Index			Percent change to Dec. 2007 from:	
				Aug. 2007 ²	Nov. 2007 ²	Dec. 2007 ²	Dec. 2006	Nov. 2007
Other engine equipment manufacturing	333618		12/82	151.3	151.4	151.4	1.9	0.0
Primary products		333618-P	12/82	150.1	150.2	150.3	1.6	.1
Parts & accessories (except aircraft and gasoline automotive engines)		333618-F	12/82	161.7	161.9	162.1	1.1	.1
Gasoline engines (except aircraft, automobile, highway truck, bus & tank)		333618-1	12/95	118.3	118.3	118.3	.7	0
Diesel, semidiesel and dual fuel engines (except automotive)		333618-3	12/82	137.8	137.8	137.8	1.3	0
Diesel, semidiesel, and dual-fuel engines for automobiles, trucks, and buses ...		333618-5	12/82	147.9	147.9	147.9	2.1	0
Piston-type natural gas engines, including LPG engines (excluding gas turbines)		333618-9	12/00	(³)	(³)	(³)	(³)	(³)
Secondary products and miscellaneous receipts		333618-SM						
Miscellaneous receipts		333618-M	12/82	165.9	165.9	165.9	3.2	0
Secondary products		333618-S	12/82	160.1	160.1	160.1	10.7	0
Other general purpose machinery manufacturing	3339		12/03	115.5	115.9	116.2	3.1	.3
Pump and compressor manufacturing	33391		12/03	118.4	119.2	119.4	4.1	.2
Pump and pumping equipment manufacturing	333911		12/83	211.5	213.4	213.5	4.3	0
Primary products		333911-P	12/83	209.2	211.4	211.5	4.7	0
Industrial pumps, except hydraulic fluid power pumps		333911-2	12/83	214.0	216.0	215.2	5.2	-.4
Other pumps		333911-3	12/83	154.8	157.0	157.3	2.7	.2
Domestic sump pumps, oil-well and oil-field pumps, except boiler feed		333911-316	12/01	113.8	115.8	115.7	1.8	-.1
Other pumps, except automotive circulating pumps, and measuring & dispensing pumps		333911-317	12/01	125.8	127.1	127.7	3.7	.5
Domestic water systems		333911-4	12/83	173.2	173.9	174.4	3.4	.3
Parts and attachments for pumps and pumping equipment, excl. compressors		333911-6	12/83	251.6	254.4	256.1	6.5	.7
Secondary products and miscellaneous receipts		333911-SM						
Miscellaneous receipts		333911-M	12/83	267.4	267.4	267.4	1.6	0
Secondary products		333911-S	12/83	187.4	187.4	187.4	4.9	0
Air and gas compressor manufacturing	333912		06/84	172.5	173.0	173.1	3.2	.1
Primary products		333912-P	06/84	172.2	172.9	172.9	3.3	0
Air and gas compressors and vacuum pumps		333912-1	06/84	170.6	171.0	171.0	3.4	0
Parts & attach. for air gas compressors, ex. refrigeration, ice making, & a/c		333912-4	06/84	182.4	184.5	185.0	5.8	.3
Industrial spraying equipment		333912-7	06/84	160.4	160.8	160.7	.9	-.1
Secondary products and miscellaneous receipts		333912-SM						
Miscellaneous receipts		333912-M	11/86	146.1	146.1	146.1	.6	0
Secondary products		333912-S	06/84	206.2	206.2	208.4	8.5	1.1
Measuring and dispensing pump manufacturing	333913		06/84	168.1	168.6	172.6	7.3	2.4
Primary products		333913-P	06/84	165.5	166.1	170.8	7.9	2.8
Measuring and dispensing pumps		333913-0	12/03	113.5	113.9	117.1	7.9	2.8
Secondary products and miscellaneous receipts		333913-SM						
Material handling equipment manufacturing	33392		12/03	118.7	119.0	119.1	2.5	.1
Elevator and moving stairway manufacturing	333921		06/81	143.4	144.2	144.1	2.7	-.1
Primary products		333921-P	06/81	142.3	143.1	142.9	2.7	-.1
Elevators and moving stairways		333921-1	06/81	136.8	136.9	136.9	1.9	0
Parts and attachments for elevators and moving stairways (sold separately)		333921-3	06/81	184.7	188.7	188.2	6.1	-.3
Secondary products and miscellaneous receipts		333921-SM						
Miscellaneous receipts		333921-M	06/81	136.8	139.8	139.1	1.7	-.5
Secondary products		333921-S	06/05	102.6	(³)	(³)	(³)	(³)
Conveyor and conveying equipment mfg	333922		06/84	168.3	169.0	168.9	3.3	-.1
Primary products		333922-P	06/84	164.2	165.4	165.1	3.8	-.2
Unit handling conveyors and conveying systems, except hoists and farm elevators		333922-1	06/84	152.0	152.2	152.0	5.2	-.1
Gravity conveyors (skate wheel and roller)		333922-111	06/84	144.4	144.4	144.4	1.3	0
Trolley conveyors (overhead systems)		333922-112	06/84	167.2	167.2	167.2	20.5	0
Powered conveyors (belt and roller)		333922-114	06/84	145.0	145.4	145.0	3.4	-.3
All other unit handling conveyors & conveying syst., incl. pneum. tube conveyors		333922-119	12/95	134.2	134.2	134.2	1.0	0
Parts and accessories for unit handling conveyors & conveying systems, sold separately		333922-4	06/84	180.7	180.7	180.7	1.1	0
Bulk material handling conveyors & conveying syst., exc. hoists & farm elevators		333922-8	06/84	164.8	167.6	167.6	2.6	0
Conveyors and elevators		333922-811	06/84	163.2	165.8	165.8	3.2	0
All other bulk handling conveyors and conveying syst. incl. loading, unloading		333922-814	06/01	126.1	129.5	129.5	-3.3	0
Parts and accessories for bulk material handling conveyors and conveying systems		333922-9	06/84	221.4	223.5	221.6	3.3	-.9
Secondary products and miscellaneous receipts		333922-SM						
Miscellaneous receipts		333922-M	06/84	181.2	181.2	181.2	1.1	0
Secondary products		333922-S	06/84	198.7	190.2	(³)	(³)	(³)
Overhead cranes, hoists, and monorail systems	333923		12/03	127.8	128.1	128.4	2.1	.2

See footnotes at end of table.

Table 5. Producer price indexes for the net output of selected industries and their products, not seasonally adjusted

—Continued

Industry and product ¹	Industry code	Product code	Index base	Index			Percent change to Dec. 2007 from:	
				Aug. 2007 ²	Nov. 2007 ²	Dec. 2007 ²	Dec. 2006	Nov. 2007
Overhead cranes, hoists, and monorail systems—Continued								
Primary products		333923-P	12/03	128.5	128.7	129.0	2.1	0.2
Hoists		333923-1	12/84	187.9	191.6	191.6	3.6	0
Overhead traveling cranes and monorail systems		333923-3	12/84	174.2	174.5	174.5	2.7	0
Winches, aerial work platforms, and automotive wrecker hoists		333923-7	12/03	133.8	133.6	134.0	1.6	.3
Secondary products and miscellaneous receipts		333923-SM						
Miscellaneous receipts		333923-M	12/03	113.5	115.1	115.1	3.2	0
Secondary products		333923-S	12/03	128.4	128.4	130.0	1.2	1.2
Industrial truck, trailer, and stacker mfg								
Primary products	333924		12/79	180.3	180.4	180.8	1.8	.2
Industrial trucks, tractors, mobile straddle carriers & cranes, & automatic stacking machines		333924-P	12/79	177.3	177.3	177.8	2.0	.3
Work trucks w/ lifting & handling equip, riding, electric, self-propelled		333924-2	12/79	171.0	171.1	171.6	1.7	.3
Work trucks w/ lifting & handling equip, non-riding electric or any non-electric		333924-201	06/02	115.8	115.6	115.6	2.0	0
Work trucks, not fitted with lifting and handling equipment, elec. or non elec		333924-202	06/02	116.9	117.0	117.1	.9	.1
Bulk powered material moving equipment		333924-203	06/02	113.9	114.3	114.3	2.2	0
Parts and attachments for industrial trucks and tractors		333924-204	06/02	119.2	119.2	120.8	2.8	1.3
Secondary products and miscellaneous receipts		333924-3	12/86	156.8	156.8	156.8	3.1	0
Miscellaneous receipts		333924-SM						
Secondary products		333924-M	12/86	145.5	145.2	145.4	-1.8	.1
		333924-S	12/79	259.0	259.0	259.0	1.4	0
All other general purpose machinery mfg								
	33399		12/03	112.4	112.8	113.1	3.0	.3
Power-driven handtool manufacturing								
Primary products	333991		12/80	175.9	175.9	175.9	-1	0
Power-driven handtools, pneumatic, hydraulic, and powder-actuated		333991-P	12/80	168.4	168.4	168.4	1.0	0
Power-driven handtools, battery-powered (cordless), including parts		333991-2	12/80	218.6	218.6	218.6	.8	0
Power-driven handtools, electric (except battery powered), including parts		333991-7	12/04	98.9	98.9	(³)	(³)	(³)
Secondary products and miscellaneous receipts		333991-9	12/04	98.6	98.6	98.6	-8	0
Miscellaneous receipts		333991-SM						
Secondary products		333991-M	06/86	153.6	(³)	153.6	0	(³)
		333991-S	12/80	(³)	(³)	(³)	(³)	(³)
Welding and soldering equipment manufacturing								
Primary products	333992		12/84	205.5	203.9	203.9	4.1	0
Other welding equipment, components, and accessories (except arc, resistance, & gas)		333992-P	12/84	212.7	211.1	211.2	4.2	0
Arc welding machines, components, & accessories (exc. electrodes), exc. stud welding equipment		333992-A	06/90	123.9	124.5	124.5	1.0	0
Arc welding electrodes, metal		333992-1	12/84	194.0	194.2	194.2	3.4	0
Resistance welders, components, accessories, and electrodes		333992-3	12/84	289.7	278.3	280.1	8.4	.6
Gas welding and cutting equipment, parts, attachments, and accessories		333992-7	12/84	186.0	188.0	186.7	5.2	-.7
Secondary products and miscellaneous receipts		333992-9	06/83	185.3	185.3	185.3	.4	0
Miscellaneous receipts		333992-SM						
Secondary products		333992-M	12/84	167.8	164.4	164.4	.2	0
		333992-S	12/84	167.1	166.3	166.3	6.1	0
Packaging machinery manufacturing								
Primary products	333993		12/88	150.4	152.1	152.0	1.7	-.1
Packing, packaging and bottling machinery, excluding parts		333993-P	12/88	150.7	152.1	152.1	1.4	0
Parts for packing, packaging, and bottling machinery		333993-1	12/88	147.2	148.7	148.7	.9	0
Secondary products and miscellaneous receipts		333993-5	12/88	170.1	171.3	171.3	3.3	0
Miscellaneous receipts		333993-SM						
Secondary products		333993-M	12/88	135.2	136.4	136.4	4.2	0
		333993-S	12/88	159.7	166.2	166.1	3.7	-.1
Industrial process furnace and oven mfg								
Primary products	333994		06/81	186.7	187.1	187.9	3.0	.4
Industrial process furnaces and ovens, & industrial electrical heating equipment		333994-P	06/81	185.4	185.7	186.6	3.1	.5
Secondary products and miscellaneous receipts		333994-0	12/04	108.6	108.8	109.3	3.1	.5
Miscellaneous receipts		333994-SM						
Secondary products		333994-M	12/86	123.4	123.4	123.4	.8	0
		333994-S	06/81	195.6	195.6	195.6	2.2	0
Fluid power cylinder and actuator mfg								
Primary products	333995		06/90	163.8	164.2	164.1	2.8	-.1
Non-aerospace hydraulic & all aerospace type fluid power cylinders & actuators, linear & rotar		333995-P	06/90	157.3	157.9	157.8	2.5	-.1
Nonaerospace type pneumatic fluid power cylinders & actuators, linear & rotary		333995-2	06/90	148.1	148.5	148.4	2.2	-.1
Parts for hydraulic & pneumatic fluid power cylinders & actuators, incl accumulators & cushion		333995-3	06/90	160.1	160.1	160.1	1.8	0
Secondary products and miscellaneous receipts		333995-9	06/90	166.2	168.4	168.4	3.7	0
Miscellaneous receipts		333995-SM						
Secondary products		333995-M	06/07	100.0	100.0	100.0	(³)	0
		333995-S	06/90	169.8	169.4	169.4	4.2	0
Fluid power pump and motor manufacturing								
	333996		06/90	145.4	146.6	147.8	4.4	.8

See footnotes at end of table.

Table 5. Producer price indexes for the net output of selected industries and their products, not seasonally adjusted
—Continued

Industry and product ¹	Industry code	Product code	Index base	Index			Percent change to Dec. 2007 from:	
				Aug. 2007 ²	Nov. 2007 ²	Dec. 2007 ²	Dec. 2006	Nov. 2007
Fluid power pump and motor manufacturing—Continued								
Primary products		333996-P	06/90	149.4	150.8	151.2	3.7	0.3
Nonaerospace type reciprocating fluid power pumps		333996-1	12/97	116.7	116.7	117.2	4.2	.4
Nonaerospace type fluid power motors		333996-5	12/97	137.0	138.5	139.1	6.0	.4
Parts for fluid power pumps, motors, and hydrostatic transmissions		333996-9	12/97	123.3	125.4	125.3	2.2	-.1
Secondary products and miscellaneous receipts		333996-SM						
Miscellaneous receipts		333996-M	06/99	111.2	111.6	118.7	8.8	6.4
Secondary products		333996-S	06/90	127.6	128.3	128.3	5.3	0
Scale & balance, except laboratory, mfg								
Primary products	333997		12/80	132.3	132.4	132.5	1.7	.1
Vehicle and industrial scales		333997-P	12/80	134.1	134.1	134.2	1.8	.1
Retail, commercial, household, and mailing scales		333997-1	12/91	121.1	121.2	121.4	1.6	.2
Parts, attachments, and accessories for scales and balances		333997-2	12/91	114.8	114.8	114.8	2.3	0
Secondary products and miscellaneous receipts		333997-5	12/91	109.2	109.0	109.0	1.5	0
Secondary products and miscellaneous receipts		333997-SM						
All other miscellaneous general purpose machinery mfg								
Primary products	333999		12/84	179.6	180.8	181.5	4.1	.4
All other miscellaneous machinery products, except electrical		333999-P	12/84	178.0	178.9	179.7	3.9	.4
Filters and strainers, except fluid power		333999-A	06/07	100.0	100.0	100.0	(³)	0
Industrial filters and strainers and reusable media, except fluid power		333999-1	12/88	167.0	167.4	168.1	5.7	.4
Nonreusable media for filters and strainers, except fluid power		333999-11	06/07	100.4	100.7	101.1	(³)	.4
Parts and accessories for filters and strainers, except fluid power		333999-12	12/88	176.5	176.5	177.8	9.1	.7
Filters for pneumatic fluid power systems, nonaerospace		333999-13	12/88	199.7	199.7	199.7	(³)	0
All other miscellaneous general industrial machinery		333999-4	06/07	100.0	(³)	(³)	(³)	(³)
Filters for hydraulic fluid power systems, nonaerospace, and all aerospace filters		333999-7	06/07	100.6	101.6	101.6	(³)	0
Secondary products and miscellaneous receipts		333999-8	05/01	102.9	(³)	106.0	(³)	(³)
Miscellaneous receipts		333999-SM						
Secondary products		333999-M	12/84	219.4	221.2	222.7	6.0	.7
Secondary products		333999-S	12/84	162.8	166.2	166.1	4.0	-.1
Computer & electronic product mfg								
Computer & peripheral equipment mfg	334		12/03	93.5	92.8	92.8	-3.5	0
Computer & peripheral equipment mfg								
Computer & peripheral equipment mfg	3341		12/06	92.3	89.9	89.5	-10.5	-.4
Computer & peripheral equipment mfg								
Computer & peripheral equipment mfg	33411		12/06	92.3	89.9	89.5	-10.5	-.4
Electronic computer manufacturing								
Primary products	334111		12/04	68.4	65.1	64.2	-18.8	-1.4
Other computers (array, analog, hybrid, special purpose computers)		334111-P	12/04	47.9	44.6	44.8	-24.3	.4
Host computers, multiusers (mainframes, med. scale systems, UNIX and PC servers)		334111-D	12/04	98.6	97.5	98.0	-.5	.5
Single user computers, microprocessor based, general purpose		334111-6	12/04	50.9	48.7	49.1	-21.4	.8
Portable computers, laptops, PDAs and other single user computers		334111-7	06/07	90.7	82.9	82.9	-27.3	0
Personal computers and workstations (excluding portable computers)		334111-72	12/04	41.1	37.4	37.6	-21.3	.5
Secondary products and miscellaneous receipts		334111-73	06/07	89.3	81.8	81.6	-29.4	-.2
Miscellaneous receipts		334111-SM						
Secondary products		334111-M	12/98	63.4	(³)	(³)	(³)	(³)
Secondary products		334111-S	12/98	53.6	52.9	(³)	(³)	(³)
Computer storage device manufacturing								
Primary products	334112		12/04	87.4	87.3	86.9	-2.8	-.5
Computer storage devices (except parts, attachments and accessories)		334112-P	12/04	64.5	64.3	63.8	-7.4	-.8
Parts, attachments and accessories for computer storage devices		334112-1	12/04	60.3	60.1	59.4	-9.5	-1.2
Secondary products and miscellaneous receipts		334112-4	12/04	74.8	74.3	74.3	-3.4	0
Miscellaneous receipts		334112-SM						
Secondary products		334112-M	12/92	38.6	(³)	38.5	1.3	(³)
Computer terminal manufacturing								
Primary products	334113		12/93	86.5	86.5	86.5	-.5	0
Computer terminals (except point-of-sale & funds-transfer devices, parts, attachments & acces.		334113-P	12/93	81.5	81.5	81.5	0	0
Secondary products and miscellaneous receipts		334113-1	12/93	82.6	82.6	82.6	-.1	0
Miscellaneous receipts		334113-SM						
Secondary products		334113-M	12/01	100.9	(³)	100.9	(³)	(³)
Other computer peripheral equipment mfg								
Primary products	334119		12/93	75.2	74.9	75.0	-1.2	.1
POS terminals, funds-transfer devices and all other miscellaneous computer peripheral equipmen		334119-P	12/93	70.5	70.1	70.3	-.4	.3
Parts, attachments, subassemblies, & accessories for POS terminals & computer peripheral equip		334119-T	12/93	61.1	60.7	60.8	-.5	.2
Secondary products and miscellaneous receipts		334119-U	12/93	96.2	96.2	96.2	.2	0
Miscellaneous receipts		334119-SM						
Secondary products		334119-M	12/93	97.4	97.4	97.4	-3.8	0
Secondary products		334119-S	08/94	90.5	(³)	(³)	(³)	(³)
Communications equipment mfg								
Telephone apparatus mfg	3342		12/85	95.8	95.8	95.7	.4	-.1
Telephone apparatus mfg								
Telephone apparatus mfg	33421		12/03	90.7	90.2	90.1	.4	-.1

See footnotes at end of table.

Table 5. Producer price indexes for the net output of selected industries and their products, not seasonally adjusted
—Continued

Industry and product ¹	Industry code	Product code	Index base	Index			Percent change to Dec. 2007 from:	
				Aug. 2007 ²	Nov. 2007 ²	Dec. 2007 ²	Dec. 2006	Nov. 2007
Telephone apparatus manufacturing	334210		12/85	91.2	90.7	90.6	0.6	-0.1
Primary products		334210-P	12/85	90.6	90.1	90.0	.6	-.1
Telephone switching and switchboard equipment		334210-1	12/85	101.3	101.3	101.3	.3	0
Telephone and telegraph apparatus, carrier line equipment & nonconsumer modems incl aux. sets		334210-4	12/00	97.0	95.4	95.6	3.1	.2
Data comm. equipment & other telephone & telegraph apparatus, incl. telephone sets & fax		334210-7	12/00	64.4	64.1	63.8	-.5	-.5
Secondary products and miscellaneous receipts		334210-SM						
Miscellaneous receipts		334210-M	12/85	123.3	123.3	123.3	(³)	0
Secondary products		334210-S	12/85	54.0	54.0	54.0	.4	0
Radio/TV broadcast & wireless comm equip mfg	33422		12/03	98.4	98.6	98.7	.4	.1
Broadcast and wireless communications equip	334220		12/91	92.3	92.5	92.6	.3	.1
Primary products		334220-P	12/91	90.8	91.0	91.1	.3	.1
Communications systems and equipment, incl. microwave and space satellites (except broadcast)		334220-1	12/85	96.0	96.1	96.2	.2	.1
Broadcast, studio, and related electronic equipment		334220-2	12/85	107.8	108.1	108.1	.9	0
Secondary products and miscellaneous receipts		334220-SM						
Miscellaneous receipts		334220-M	12/91	122.1	122.1	122.1	0	0
Secondary products		334220-S	12/91	85.5	85.8	85.8	.5	0
Other communications equipment mfg	33429		12/03	101.5	102.7	102.6	1.1	-.1
Other communications equipment manufacturing	334290		12/91	108.8	110.1	110.1	1.1	0
Primary products		334290-P	12/91	113.1	114.6	114.6	1.2	0
Alarm systems, including electric sirens and horns		334290-1	12/85	113.3	(³)	(³)	(³)	(³)
Vehicular and pedestrian traffic control equipment, incl electric railway signals & attachment		334290-2	12/85	108.7	109.6	109.5	.6	-.1
Intercommunication systems, including inductive paging systems (selective paging)		334290-3	12/85	170.3	172.2	172.2	1.7	0
Secondary products and miscellaneous receipts		334290-SM						
Miscellaneous receipts		334290-M	11/95	54.5	(³)	(³)	(³)	(³)
Secondary products		334290-S	12/91	(³)	(³)	(³)	(³)	(³)
Audio & video equipment mfg	3343		12/03	88.5	88.5	88.5	-4.6	0
Audio and video equipment mfg	33431		12/03	88.5	88.5	88.5	-4.6	0
Audio & video equipment manufacturing	334310		03/80	64.1	64.1	64.1	-4.6	0
Primary products		334310-P	03/80	59.6	59.6	59.6	-5.5	0
Television receivers, including combination models		334310-2	03/80	(³)	(³)	(³)	(³)	(³)
Speakers, incl loudspeaker systems & loudspeakers sold separately, & commercial sound equipmen		334310-4	03/80	133.9	133.9	133.9	-1.0	0
Other consumer audio and video equipment, incl. audio & video recorders & players (camcorders)		334310-5	03/80	131.6	131.6	131.6	0	0
Secondary products and miscellaneous receipts		334310-SM						
Miscellaneous receipts		334310-M	12/86	84.2	(³)	84.2	0	(³)
Secondary products		334310-S	03/80	149.1	149.1	(³)	(³)	(³)
Semiconductor & oth electronic component mfg	3344		12/84	69.1	67.8	67.9	-10.2	.1
Semiconductor & oth electronic component mfg	33441		12/84	69.1	67.8	67.9	-10.2	.1
Electron tube manufacturing	334411		12/85	73.4	74.1	74.1	-4.5	0
Primary products		334411-P	12/85	65.9	66.6	66.6	-4.7	0
Transmittal, industrial, and special-purpose electron tubes (except x-ray)		334411-3	12/85	157.7	162.1	162.1	2.9	0
Receiving-type electron tubes, including cathode ray (new and rebuilt)		334411-4	12/03	58.3	58.3	(³)	(³)	(³)
Electron tube parts		334411-7	06/96	112.3	(³)	112.3	-.4	(³)
Secondary products and miscellaneous receipts		334411-SM						
Bare printed circuit board manufacturing	334412		06/91	95.4	95.4	95.4	0	0
Primary products		334412-P	06/91	94.4	94.4	94.4	0	0
Bare printed circuit (wiring) boards		334412-0	06/82	106.0	106.0	106.0	(³)	0
Secondary products and miscellaneous receipts		334412-SM						
Semiconductors and related device mfg	334413		12/98	57.1	55.2	55.5	-16.9	.5
Primary products		334413-P	12/98	56.1	54.1	54.4	-18.9	.6
Other semiconductor devices, including parts such as chips, wafers, and heat sinks		334413-A	06/81	72.7	70.5	70.1	-5.7	-.6
Integrated microcircuits, incl semiconductor networks, microprocessors, & MOS memories		334413-1	12/98	47.3	45.4	45.9	-22.9	1.1
MOS microprocessors, monolithic, digital		334413-12	06/07	92.3	80.6	80.6	-35.7	0
All other integrated microcircuits		334413-14	06/05	74.0	71.7	72.6	-21.4	1.3
Transistors		334413-4	06/81	72.1	(³)	(³)	(³)	(³)
Diodes and rectifiers		334413-7	06/81	112.5	(³)	(³)	(³)	(³)
Secondary products and miscellaneous receipts		334413-SM						

See footnotes at end of table.

Table 5. Producer price indexes for the net output of selected industries and their products, not seasonally adjusted
—Continued

Industry and product ¹	Industry code	Product code	Index base	Index			Percent change to Dec. 2007 from:	
				Aug. 2007 ²	Nov. 2007 ²	Dec. 2007 ²	Dec. 2006	Nov. 2007
Semiconductors and related device mfg—Continued								
Secondary products		334413-S	06/81	96.5	(³)	(³)	(³)	(³)
Electronic capacitor manufacturing	334414		06/81	117.7	116.4	116.4	-.4	0
Primary products		334414-P	06/81	108.8	108.4	108.4	.2	0
Capacitors for electronic circuitry		334414-0	06/81	108.8	108.4	108.4	.2	0
Secondary products and miscellaneous receipts		334414-SM						
Secondary products		334414-S	06/81	167.5	(³)	(³)	(³)	(³)
Electronic resistor manufacturing	334415		12/80	160.8	161.1	161.2	.9	.1
Primary products		334415-P	12/80	210.6	211.1	211.1	.9	0
Resistors for electronic circuitry		334415-0	12/05	102.0	102.2	102.2	.9	0
Secondary products and miscellaneous receipts		334415-SM						
Miscellaneous receipts		334415-M	12/05	101.0	101.0	101.0	0	0
Secondary products		334415-S	12/05	99.3	99.3	(³)	(³)	(³)
Electronic coils, transformers, and inductors mfg	334416		06/82	162.8	162.8	162.7	1.4	-.1
Primary products		334416-P	06/82	162.1	161.9	161.9	1.8	0
Electronic coils, transformers, and other inductors		334416-0	06/00	113.4	113.2	113.2	1.7	0
Secondary products and miscellaneous receipts		334416-SM						
Miscellaneous receipts		334416-M	06/00	153.2	154.0	153.8	(³)	-.1
Electronic connector manufacturing	334417		12/80	174.5	177.2	177.2	6.0	0
Primary products		334417-P	12/80	171.0	173.1	173.1	6.2	0
Printed circuit connectors for electronic circuitry		334417-A	12/80	125.2	125.2	125.2	-.3	0
Other connectors for electronic circuitry, including parts		334417-D	12/80	172.6	177.5	177.5	4.8	0
Coaxial (RF) connectors for electronic circuitry		334417-1	12/80	252.1	253.6	253.6	1.3	0
Cylindrical connectors for electronic circuitry		334417-2	12/80	237.9	(³)	(³)	(³)	(³)
Rack and panel (rectangular) connectors for electronic circuitry		334417-7	12/80	98.6	(³)	(³)	(³)	(³)
Secondary products and miscellaneous receipts		334417-SM						
Miscellaneous receipts		334417-M	02/00	(³)	(³)	(³)	(³)	(³)
Printed circuit assembly manufacturing	334418		12/03	90.0	88.8	88.4	-6.1	-.5
Primary products		334418-P	12/03	89.6	88.3	87.8	-6.7	-.6
Printed circuit assemblies, loaded boards, modules and consumer external modems		334418-9	06/06	96.4	95.0	94.5	-6.6	-.5
Secondary products and miscellaneous receipts		334418-SM						
Miscellaneous receipts		334418-M	12/03	98.1	98.1	98.1	0	0
Secondary products		334418-S	12/03	91.3	89.9	(³)	(³)	(³)
Other electronic component manufacturing	334419		12/03	108.6	108.6	108.5	-.5	-.1
Primary products		334419-P	12/03	110.4	110.4	110.3	.1	-.1
All other miscellaneous electronic components		334419-E	12/03	114.2	114.2	114.4	.3	.2
Crystals, filters, piezoelectric, and other related electronic devices (exc microwave filters)		334419-1	06/82	110.9	110.9	108.9	.2	-1.8
All other miscellaneous transducers, including electrical-electronic input/output transducers		334419-4	06/82	114.9	114.9	114.9	-1.0	0
Switches, mechanical, for electronic circuitry		334419-7	06/82	176.8	176.8	176.8	.1	0
Secondary and miscellaneous receipts		334419-SM						
Miscellaneous receipts		334419-M	12/03	100.1	101.8	101.6	1.5	-.2
Secondary products		334419-S	12/03	92.8	90.8	91.0	-10.1	.2
Nav/measuring/medical/control instruments mfg	3345		12/03	104.9	105.1	105.1	1.3	0
Nav/measuring/medical/control instruments mfg	33451		12/03	104.9	105.1	105.1	1.3	0
Electromedical apparatus manufacturing	334510		06/85	87.4	87.1	86.4	-3.4	-.8
Primary products		334510-P	06/85	76.7	76.5	75.8	-3.7	-.9
Electromedical equipment, including diagnostic, therapeutic and patient monitoring equipment		334510-1	12/02	87.9	87.6	86.7	-4.1	-1.0
Medical therapy equipment		334510-12	06/85	67.9	67.5	66.2	-4.3	-1.9
Other electromedical equipment		334510-13	12/02	85.2	(³)	(³)	(³)	(³)
Parts and accessories for electromedical equipment		334510-14	06/85	110.8	110.6	110.5	-.9	-.1
Medical diagnostic equipment		334510-15	06/85	68.8	68.6	67.8	-2.4	-1.2
Electronic hearing aids, complete units		334510-3	06/83	171.9	171.9	171.9	.5	0
Secondary products and miscellaneous receipts		334510-SM						
Miscellaneous receipts		334510-M	12/90	130.9	131.0	131.0	1.1	0
Secondary products		334510-S	06/85	148.8	145.7	146.1	1.4	.3
Search, detection & navigation instruments	334511		12/91	123.1	123.1	123.5	2.0	.3
Primary products		334511-P	12/91	119.1	119.1	119.5	2.0	.3
Aeronautical, nautical & navigational instruments, not sending or receiving radio signals		334511-1	12/85	198.2	197.8	198.4	.5	.3
Search, detection, navigation, and guidance systems and equipment		334511-3	12/91	115.9	115.9	116.3	2.2	.3
Secondary products and miscellaneous receipts		334511-SM						
Secondary products		334511-S	12/91	146.1	146.3	146.3	2.1	0

See footnotes at end of table.

Table 5. Producer price indexes for the net output of selected industries and their products, not seasonally adjusted
—Continued

Industry and product ¹	Industry code	Product code	Index base	Index			Percent change to Dec. 2007 from:	
				Aug. 2007 ²	Nov. 2007 ²	Dec. 2007 ²	Dec. 2006	Nov. 2007
Automatic environmental control manufacturing	334512		12/79	210.7	212.3	211.8	2.7	-0.2
Primary products		334512-P	12/79	202.2	203.7	203.5	2.6	-1
Automatic environmental controls for monitoring residential, commercial, and appliance use		334512-0	12/03	107.9	108.7	108.6	2.6	-1
Secondary products and miscellaneous receipts		334512-SM						
Miscellaneous receipts		334512-M	12/04	105.6	105.6	105.6	2.6	0
Secondary products		334512-S	12/79	209.3	213.9	210.3	3.8	-1.7
Industrial process variable instruments	334513		06/83	181.9	182.3	182.3	3.8	0
Primary products		334513-P	06/83	187.8	188.3	188.3	3.9	0
Process control instruments		334513-0	12/03	112.1	112.4	112.4	3.9	0
Secondary products and miscellaneous receipts		334513-SM						
Miscellaneous receipts		334513-M	06/83	172.3	173.0	173.0	4.3	0
Secondary products		334513-S	06/83	137.7	137.7	137.7	2.6	0
Totalizing fluid meters and counting devices	334514		12/85	138.1	138.7	139.2	1.9	.4
Primary products		334514-P	12/85	138.9	139.5	140.0	2.0	.4
Integrating and totalizing meters for gas and liquids		334514-1	12/85	158.0	160.1	162.0	5.9	1.2
Counting devices, excluding motor vehicle instruments		334514-3	12/85	150.0	150.0	150.0	1.0	0
Motor vehicle instruments		334514-5	12/85	97.5	97.5	97.5	.1	0
Secondary products and miscellaneous receipts		334514-SM						
Secondary products		334514-S	12/85	139.1	139.1	139.1	.2	0
Electricity and signal testing instruments	334515		12/83	145.1	146.0	146.1	1.8	.1
Primary products		334515-P	12/83	141.8	142.6	142.7	1.7	.1
Test equipment for testing electrical, radio & communication circuits, & motors		334515-3	12/83	143.8	144.8	144.9	1.5	.1
Electrical integrating instruments and other instruments to measure electricity		334515-9	06/06	105.9	105.9	105.9	3.1	0
Secondary products and miscellaneous receipts		334515-SM						
Miscellaneous receipts		334515-M	03/87	177.7	181.6	180.6	3.6	-6
Secondary products		334515-S	12/83	147.9	147.9	148.7	.5	.5
Analytical laboratory instrument mfg	334516		12/85	133.0	133.4	133.4	.7	0
Primary products		334516-P	12/85	134.7	134.9	134.9	.1	0
Analytical and scientific instruments, except optical		334516-0	12/85	134.7	134.9	134.9	(³)	0
Secondary products and miscellaneous receipts		334516-SM						
Miscellaneous receipts		334516-M	12/85	159.8	161.0	161.0	2.7	0
Secondary products		334516-S	12/85	102.9	103.6	103.6	2.9	0
Irradiation apparatus manufacturing	334517		06/90	114.1	114.1	114.1	1.0	0
Primary products		334517-P	06/85	116.1	116.1	116.1	.8	0
Irradiation (ionizing radiation) equipment		334517-0	06/85	116.1	116.1	116.1	.8	0
Medical and dental diagnostic irradiation equipment		334517-05	06/90	(³)	(³)	(³)	(³)	(³)
Digital, conventional, and dental x-ray equipment		334517-051	12/03	(³)	(³)	(³)	(³)	(³)
All other irradiation equipment, incl parts and accessories		334517-09	06/90	116.0	116.0	116.0	.4	0
Secondary products and miscellaneous receipts		334517-SM						
Miscellaneous receipts		334517-M	06/90	110.6	(³)	110.6	3.0	(³)
Watch, clock, and part manufacturing	334518		12/03	106.2	106.4	106.4	1.3	0
Primary products		334518-P	12/03	106.8	106.9	106.8	1.2	-1
Watches, watchcases, movements and modules (including watch parts)		334518-2	12/89	110.0	110.0	(³)	(³)	(³)
Clocks, timing mech., time recording devices and switches, clock movements and cases, and part		334518-4	12/03	107.8	107.8	107.8	1.5	0
Secondary products and miscellaneous receipts		334518-SM						
Miscellaneous receipts		334518-M	12/03	105.9	(³)	(³)	(³)	(³)
Secondary products		334518-S	12/03	97.7	97.7	98.1	-8	.4
Other measuring and controlling device mfg	334519		06/85	149.9	151.8	151.6	2.6	-1
Primary products		334519-P	06/85	145.1	146.3	146.1	2.4	-1
Aircraft engine instruments, except flight		334519-2	06/85	136.9	136.4	136.4	.4	0
Physical properties testing & inspection equipment and kinematic testing & measuring equipment		334519-4	06/85	148.1	150.5	150.4	2.2	-1
Nuclear radiation detection and monitoring instruments		334519-5	06/85	146.5	146.9	146.9	7.6	0
Commercial, geophysical, meteorological, and general-purpose instruments and equipment		334519-7	06/85	154.6	155.9	155.1	2.0	-5
Survey and drafting instruments and apparatus, including photogrammetric equipment		334519-9	12/91	112.5	112.5	112.5	0	0
Secondary products and miscellaneous receipts		334519-SM						
Miscellaneous receipts		334519-M	06/85	203.5	214.0	213.9	5.8	0
Secondary products		334519-S	06/85	139.7	139.7	139.7	.2	0
Mfg & reproducing magnetic & optical media	3346		12/03	92.2	91.7	92.3	-4	.7
Mfg & reproducing magnetic & optical media	33461		12/03	92.2	91.7	92.3	-4	.7
Audio and video media reproduction	334612		12/03	93.9	93.9	93.9	-6	0
Primary products		334612-P	12/03	93.7	93.7	93.7	-4	0

See footnotes at end of table.

Table 5. Producer price indexes for the net output of selected industries and their products, not seasonally adjusted

—Continued

Industry and product ¹	Industry code	Product code	Index base	Index			Percent change to Dec. 2007 from:	
				Aug. 2007 ²	Nov. 2007 ²	Dec. 2007 ²	Dec. 2006	Nov. 2007
Audio and video media reproduction—Continued								
Reproduction of recording media		334612-0	12/06	99.7	99.7	99.7	-0.3	0.0
Audio discs, records, and compact discs (CD), full-length		334612-01	12/03	97.7	97.7	97.7	-.8	0
Reproduction of video recording media		334612-03	12/03	92.1	92.1	92.1	-.1	0
All other reproduction of audio recording media, including audio tapes, cassette full-length		334612-06	12/03	92.5	92.5	92.5	0	0
Secondary products and miscellaneous receipts		334612-SM						
Miscellaneous receipts		334612-M	12/03	97.9	97.9	(³)	(³)	(³)
Magnetic and optical recording media mfg								
Primary products	334613		06/91	65.5	64.4	65.8	.2	2.2
Magnetic and optical recording media		334613-P	06/91	67.9	66.9	68.2	.7	1.9
Magnetic & optical recording media, unrecorded disks and parts		334613-0	06/91	67.9	66.9	68.2	.7	1.9
Magnetic & optical recording media, unrecorded tapes, incl. packaged and bulk		334613-01	12/03	87.0	79.5	86.6	-1.7	8.9
Packaged magnetic tape for computer use		334613-04	06/91	71.1	72.0	71.7	1.7	-.4
Other magnetic tape incl. bulk & packaged for audio and video		334613-041	12/03	101.5	103.9	102.6	4.5	-1.3
Other magnetic tape incl. bulk & packaged for audio and video		334613-042	12/03	98.5	99.4	(³)	(³)	(³)
Secondary products and miscellaneous receipts		334613-SM						
Electrical equipment and appliance mfg	335		12/03	123.6	124.2	123.9	3.9	-.2
Electric lighting equipment mfg	3351		12/03	108.3	109.2	109.4	2.2	.2
Electric lamp bulb & part mfg	33511		12/03	98.5	98.5	99.1	1.4	.6
Electric lamp bulb and part manufacturing	335110		12/83	108.4	108.4	109.0	1.4	.6
Primary products		335110-P	12/83	107.5	107.4	108.3	2.0	.8
Electric lamp bulbs and tubes (incl. sealed beam lamp bulbs)		335110-A	12/04	101.0	101.1	102.1	2.2	1.0
Electric lamp bulb & tube components (exc lamp bulb blanks)		335110-B	12/85	122.9	120.4	120.4	.1	0
Secondary products and miscellaneous receipts		335110-SM						
Lighting fixture mfg	33512		12/03	111.4	112.5	112.6	2.5	.1
Residential electric lighting fixture mfg	335121		12/83	156.8	157.7	158.3	1.9	.4
Primary products		335121-P	12/83	156.6	157.4	158.0	1.9	.4
Residential-type electric lighting fixtures (except portable), including parts and accessories		335121-1	12/83	153.0	153.5	154.8	1.8	.8
Residential-type portable lighting fixtures, including parts and accessories		335121-4	12/83	161.0	162.6	161.6	2.1	-.6
Secondary products and miscellaneous receipts		335121-SM						
Miscellaneous receipts		335121-M	03/99	105.6	(³)	106.9	-.5	(³)
Secondary products		335121-S	12/83	192.0	192.2	194.7	3.8	1.3
Nonresidential electric lighting fixture mfg	335122		06/81	169.5	172.7	172.8	3.1	.1
Primary products		335122-P	06/81	167.7	171.3	171.4	3.3	.1
Commercial and institutional-type electric lighting fixtures, including parts and accessories		335122-1	06/81	165.8	168.3	168.6	3.0	.2
Industrial-type electric lighting fixtures, including parts and accessories		335122-4	06/81	168.2	174.7	174.2	4.0	-.3
Secondary products and miscellaneous receipts		335122-SM						
Miscellaneous receipts		335122-M	08/81	110.3	110.3	110.3	.5	0
Secondary products		335122-S	06/81	204.5	204.5	204.5	3.0	0
Other lighting equipment manufacturing	335129		06/85	130.3	130.7	130.8	2.3	.1
Primary products		335129-P	06/85	127.9	127.8	127.8	2.9	0
Outdoor lighting equipment (including parts and accessories)		335129-1	06/85	142.9	142.7	142.7	5.5	0
All other miscellaneous electric and nonelectric lighting equipment, incl. parts and accessories		335129-4	06/85	105.7	105.7	105.7	-.3	0
Secondary products and miscellaneous receipts		335129-SM						
Miscellaneous receipts		335129-M	05/89	131.6	131.6	131.6	0	0
Secondary products		335129-S	06/85	139.7	143.9	143.9	-.1	0
Household appliance mfg	3352		12/84	109.5	109.1	109.0	1.2	-.1
Small electrical appliance mfg	33521		12/03	105.2	105.2	104.5	-.5	-.7
Electric housewares and household fan mfg	335211		12/82	123.6	123.5	122.1	.7	-1.1
Primary products		335211-P	12/82	118.8	119.0	117.4	.6	-1.3
Electric fans, except industrial-type		335211-1	12/82	119.1	122.4	(³)	(³)	(³)
Small electric household appliances, except fans and wall and baseboard heating units		335211-4	12/82	116.0	114.8	112.3	-2.3	-2.2
Parts and attachments for small household electric appliances		335211-5	12/82	139.1	139.2	139.1	.7	-.1
Secondary products and miscellaneous receipts		335211-SM						
Miscellaneous receipts		335211-M	01/86	89.3	(³)	86.5	-1.9	(³)
Secondary products		335211-S	12/82	(³)	(³)	(³)	(³)	(³)
Household vacuum cleaner manufacturing	335212		12/82	101.1	101.1	100.8	-1.7	-.3
Primary products		335212-P	12/82	98.5	98.5	98.1	-.6	-.4

See footnotes at end of table.

Table 5. Producer price indexes for the net output of selected industries and their products, not seasonally adjusted

—Continued

Industry and product ¹	Industry code	Product code	Index base	Index			Percent change to Dec. 2007 from:	
				Aug. 2007 ²	Nov. 2007 ²	Dec. 2007 ²	Dec. 2006	Nov. 2007
Household vacuum cleaners, floor waxing and floor polishing machine incl. parts		335212-T	12/82	98.5	98.5	98.1	-0.6	-0.4
Secondary products and miscellaneous receipts		335212-SM						
Miscellaneous receipts		335212-M	12/82	162.1	(³)	162.1	(³)	(³)
Secondary products		335212-S	12/82	107.3	(³)	107.3	(³)	(³)
Major appliance mfg	33522		12/03	107.0	106.6	106.6	1.6	0
Household cooking appliance manufacturing	335221		06/81	112.5	112.0	113.0	2.3	.9
Primary products		335221-P	06/81	107.2	106.7	107.6	2.4	.8
Electric (including microwave) household ranges, ovens, surface cooking units, and equipment		335221-1	06/81	97.2	96.9	98.6	4.2	1.8
Gas household ranges, ovens, surface cooking units, and equipment (incl. parts and accessories)		335221-3	06/81	114.7	112.9	113.3	.5	.4
Other household ranges and cooking equipment		335221-5	06/81	132.0	132.0	132.0	.8	0
Secondary products and miscellaneous receipts		335221-SM						
Miscellaneous receipts		335221-M	12/02	(³)	(³)	(³)	(³)	(³)
Secondary products		335221-S	06/81	156.2	156.2	156.2	0	0
Household refrigerator and home freezer mfg	335222		12/81	101.8	101.2	101.0	4.1	-.2
Primary products		335222-P	12/81	96.3	95.8	95.5	4.4	-.3
Household refrigerators, including combination refrigerator-freezers		335222-1	12/81	93.7	93.1	92.9	4.6	-.2
Household food freezers, complete units		335222-2	04/82	121.8	121.8	121.8	2.7	0
Parts and attachments for household refrigerators and freezers		335222-3	11/99	90.5	91.9	91.2	1.7	-.8
Secondary products and miscellaneous receipts		335222-SM						
Miscellaneous receipts		335222-M	12/02	100.0	(³)	(³)	(³)	(³)
Household laundry equipment manufacturing	335224		12/79	126.7	126.2	125.6	-.4	-.5
Primary products		335224-P	12/79	126.1	125.6	125.0	-.4	-.5
Household laundry equipment and parts		335224-0	12/02	97.6	97.2	96.7	-.4	-.5
Other major household appliance mfg	335228		12/82	174.1	173.8	173.9	0	.1
Primary products		335228-P	12/82	162.6	162.5	162.6	.1	.1
Household water heaters, electric, for permanent installation		335228-1	12/82	226.8	226.8	226.8	-.3	0
Household water heaters, except electric		335228-3	12/82	244.7	244.7	244.7	0	0
All other miscellaneous household appliances, and parts for all appliances		335228-5	12/82	103.4	103.4	103.5	.4	.1
Secondary products and miscellaneous receipts		335228-SM						
Miscellaneous receipts		335228-M	12/82	213.3	213.3	213.3	(³)	0
Secondary products		335228-S	12/82	160.2	(³)	157.7	(³)	(³)
Electrical equipment mfg	3353		12/03	120.7	122.1	121.8	3.8	-.2
Electrical equipment mfg	33531		12/03	120.7	122.1	121.8	3.8	-.2
Electric power and specialty transformer mfg	335311		06/81	209.7	210.4	207.5	6.6	-1.4
Primary products		335311-P	06/81	210.5	211.7	210.9	8.3	-.4
Power regulators, boosters, and other transformers and parts for all transformers		335311-A	01/00	113.2	113.4	123.4	13.9	8.8
Power and distribution transformers, except parts		335311-1	12/99	165.0	166.3	164.3	12.5	-1.2
Fluorescent lamp ballast		335311-5	06/81	180.2	180.2	177.7	-1.4	-1.4
Commercial, institutional and industrial general-purpose transformers, all voltages		335311-6	06/81	288.7	293.8	285.7	1.6	-2.8
Specialty transformers, except fluorescent lamp ballasts		335311-8	06/81	92.7	92.6	92.3	-.4	-.3
Secondary products and miscellaneous receipts		335311-SM						
Miscellaneous receipts		335311-M	08/82	119.3	114.7	(³)	(³)	(³)
Motor and generator manufacturing	335312		06/83	170.4	171.1	171.1	3.3	0
Primary products		335312-P	06/83	167.3	167.9	167.9	3.3	0
Parts, supplies for motors, generators, generator sets, and other rotating equipment		335312-C	12/87	156.4	156.4	156.4	3.9	0
Other motor and generator manufacturing		335312-F	06/06	104.2	104.5	104.4	3.1	-.1
Fractional horsepower motors (rated at less than 746 watts) (except hermetics)		335312-1	06/83	154.5	154.4	154.4	1.9	0
Integral horsepower motors & generators other than for land transport equip (exc hermetics)		335312-3	06/83	189.0	191.5	191.4	5.3	-.1
Secondary products and miscellaneous receipts		335312-SM						
Miscellaneous receipts		335312-M	12/86	169.0	171.3	171.6	4.8	.2
Secondary products		335312-S	06/83	199.4	200.1	200.0	2.5	0
Switchgear and switchboard apparatus mfg	335313		06/85	177.7	181.8	181.9	5.0	.1
Primary products		335313-P	06/85	180.6	184.0	184.0	4.9	0
Switchgear, except ducts and relays		335313-A	06/85	179.7	184.0	185.3	4.5	.7
Power circuit breakers, all voltages		335313-2	06/85	130.3	(³)	(³)	(³)	(³)
Low voltage panelboards, distribution boards and other switching and interrupting devices		335313-3	06/85	180.0	180.0	180.0	1.3	0
Molded case circuit breakers, 1000 volts or less		335313-7	06/85	158.4	164.1	162.2	-2.1	-1.2
Ducts, including plug-in units and accessories, 1000 volts or less		335313-9	08/97	187.9	187.9	187.9	14.2	0

See footnotes at end of table.

Table 5. Producer price indexes for the net output of selected industries and their products, not seasonally adjusted
—Continued

Industry and product ¹	Industry code	Product code	Index base	Index			Percent change to Dec. 2007 from:	
				Aug. 2007 ²	Nov. 2007 ²	Dec. 2007 ²	Dec. 2006	Nov. 2007
Switchgear and switchboard apparatus mfg—Continued								
Secondary products and miscellaneous receipts		335313-SM						
Relay and industrial control manufacturing	335314		06/85	172.0	174.9	175.0	1.9	0.1
Primary products		335314-P	06/85	172.6	176.4	176.5	2.4	.1
Relays for electronic circuitry, industrial control overload and switchgear type ..		335314-1	06/90	168.3	172.2	172.1	3.6	-.1
General-purpose industrial controls		335314-5	06/85	187.2	192.2	192.2	3.9	0
Parts for industrial controls and motor-control accessories		335314-7	06/90	155.0	160.5	160.5	5.2	0
Specific-purpose industrial controls		335314-8	06/85	142.3	144.1	144.4	-.5	.2
Secondary products and miscellaneous receipts		335314-SM						
Miscellaneous receipts		335314-M	06/85	225.3	225.3	225.3	.7	0
Secondary products		335314-S	06/85	135.7	135.7	135.7	0	0
Other electrical equipment & component mfg	3359		12/03	140.7	140.9	140.3	5.8	-.4
Battery mfg	33591		12/03	130.0	136.8	143.4	24.5	4.8
Storage battery manufacturing	335911		12/84	166.2	178.5	179.1	28.0	.3
Primary products		335911-P	12/84	166.2	179.0	179.6	29.4	.3
Storage batteries, lead acid type, BCI dimensional size group 8D or smaller		335911-1	12/84	155.8	169.9	170.5	27.9	.4
Storage batteries, lead acid type, larger than BCI dimensional size group 8D ...		335911-4	12/84	206.4	220.3	220.4	39.5	0
Storage batteries (except lead acid), including parts for all storage batteries		335911-7	02/85	177.7	177.8	181.0	10.1	1.8
Secondary products and miscellaneous receipts		335911-SM						
Miscellaneous receipts		335911-M	12/92	150.4	150.4	150.4	0	0
Primary battery manufacturing	335912		12/80	184.1	186.8	210.8	19.4	12.8
Primary products		335912-P	12/80	188.3	191.1	216.6	20.1	13.3
Primary batteries		335912-0	06/03	112.5	114.2	129.4	20.1	13.3
Secondary products and miscellaneous receipts		335912-SM						
Miscellaneous receipts		335912-M	11/93	(³)	(³)	(³)	(³)	(³)
Communication & energy wire & cable mfg	33592		12/03	170.3	166.6	161.5	2.7	-3.1
Fiber optic cable manufacturing	335921		12/03	91.9	91.9	91.8	-.5	-.1
Primary products		335921-P	12/03	91.3	91.3	91.2	-.7	-.1
Fiber optic cable		335921-0	12/03	91.3	91.3	91.2	-.7	-.1
Secondary products and miscellaneous receipts		335921-SM						
Other communication and energy wire mfg	335929		12/03	189.4	184.9	178.8	3.1	-3.3
Primary products		335929-P	12/03	195.6	191.1	184.1	3.8	-3.7
Electronic wire and cable, made of nonferrous metals (purchased wire)		335929-A	12/82	211.8	207.7	204.6	1.5	-1.5
Control and signal wire and cable, made of nonferrous metals (purchased wire) ..		335929-C	12/82	380.5	376.9	372.9	3.3	-1.1
Building wire and cable, made of nonferrous metals (purchased wire)		335929-D	12/82	368.6	367.5	344.4	4.0	-6.3
Other insulated wire & cable, including automotive, made of nonferrous metals (purchased wire)		335929-E	12/82	246.8	246.0	235.0	4.3	-4.5
Power wire and cable, made from nonferrous metals (purchased wire)		335929-1	12/82	234.0	205.1	208.5	-.2	1.7
Secondary products and miscellaneous receipts		335929-SM						
secondary products		335929-S	12/03	136.9	(³)	(³)	(³)	(³)
Wiring device mfg	33593		12/03	135.4	135.7	135.9	4.6	.1
Current-carrying wiring device manufacturing	335931		12/81	175.7	175.4	175.4	5.3	0
Primary products		335931-P	12/81	164.7	164.9	164.9	4.6	0
Current-carrying switches for electrical circuitry (including vehicular switches) ..		335931-D	12/99	118.4	118.8	118.8	8.0	0
Current-carrying wiring devices, nec		335931-G	06/06	101.7	101.4	101.5	1.1	.1
Current-carrying wire connectors for electrical circuitry		335931-9	12/81	162.2	162.9	162.7	4.2	-.1
Secondary products and miscellaneous receipts		335931-SM						
Miscellaneous receipts		335931-M	12/93	174.0	(³)	(³)	(³)	(³)
Secondary products		335931-S	12/81	198.3	198.3	198.3	5.3	0
Noncurrent-carrying wiring device mfg	335932		12/81	278.1	280.0	281.1	3.6	.4
Primary products		335932-P	12/81	271.0	272.1	273.8	3.8	.6
Noncurrent-carrying pole and transmission line hardware		335932-1	12/81	234.8	(³)	(³)	(³)	(³)
Noncurrent-carrying electrical conduit and conduit fittings, incl. plastics conduit & fittings		335932-2	12/81	277.6	278.1	280.8	3.2	1.0
Other noncurrent-carrying wiring devices and supplies (boxes, covers, bar hangers, etc.)		335932-6	12/81	281.6	285.8	286.1	4.7	.1
Stamped metal boxes, covers, and accessories		335932-636	12/04	113.8	114.6	114.8	5.2	.2
All other noncurrent-carrying wiring devices and supplies		335932-649	12/04	115.8	118.1	118.2	4.3	.1
Secondary products and miscellaneous receipts		335932-SM						
Miscellaneous receipts		335932-M	12/86	397.5	394.4	390.9	4.8	-.9
Secondary products		335932-S	12/81	239.9	249.6	249.5	.7	0
All other electrical equipment & component mfg	33599		12/03	110.5	111.4	110.8	0	-.5
Carbon and graphite product mfg	335991		06/85	138.9	139.0	141.2	-1.1	1.6

See footnotes at end of table.

Table 5. Producer price indexes for the net output of selected industries and their products, not seasonally adjusted
—Continued

Industry and product ¹	Industry code	Product code	Index base	Index			Percent change to Dec. 2007 from:	
				Aug. 2007 ²	Nov. 2007 ²	Dec. 2007 ²	Dec. 2006	Nov. 2007
Carbon and graphite product mfg—Continued								
Primary products		335991-P	06/85	141.3	141.5	143.9	-1.2	1.7
Carbon and graphite electrodes for electric furnaces and electrolytic cell use		335991-1	06/85	142.5	142.5	(³)	(³)	(³)
All other carbon and graphite products		335991-3	12/03	117.3	117.6	117.4	5.2	-2
Secondary and miscellaneous receipts		335991-SM						
Miscellaneous receipts		335991-M	10/88	139.9	139.9	139.9	0	0
Secondary products		335991-S	06/85	95.7	(³)	(³)	(³)	(³)
Miscellaneous electrical equipment mfg	335999		12/03	106.8	107.9	106.8	.4	-1.0
Primary products		335999-P	12/03	106.8	107.5	106.7	.3	-7
Apparatus wire & cord & flexible cord sets (excl. fiber optic), made from purchased insul. wir		335999-B	12/03	133.8	133.8	133.1	-1.0	-5
All other miscellaneous electrical equipment and components (except for industrial use)		335999-E	12/03	107.8	107.8	107.8	2.9	0
All other misc electronic systems & equipment (incl automatic garage door openers & amplifiers)		335999-F	12/00	103.8	103.8	103.8	.8	0
Capacitors for industrial use (except for electronic circuitry)		335999-1	12/85	86.2	(³)	(³)	(³)	(³)
Rectifying apparatus		335999-3	12/85	127.4	128.6	126.4	-1.0	-1.7
Semiconductor power conversion apparatus (except for electronic circuitry) ..		335999-31	12/85	130.2	131.4	129.3	1.3	-1.6
All other ac to dc semiconductor power conversion and rectifying apparatus		335999-32	12/85	114.1	(³)	(³)	(³)	(³)
Other electrical equipment for industrial use (except for electronic circuitry)		335999-6	12/03	106.9	108.9	(³)	(³)	(³)
Secondary products and miscellaneous receipts		335999-SM						
Miscellaneous receipts		335999-M	12/03	105.6	111.0	105.6	0	-4.9
Secondary products		335999-S	12/03	109.8	109.8	(³)	(³)	(³)
Transportation equipment manufacturing	336		12/03	104.2	106.4	105.9	1.0	-5
Motor vehicle manufacturing	3361		12/03	94.6	98.8	97.7	-6	-1.1
Automobile and light truck manufacturing	33611		12/03	93.2	97.6	96.4	-9	-1.2
Automobile, light truck and utility vehicle manufacturing	336110		06/82	128.2	134.3	132.7	-8	-1.2
Primary products		336110-P	06/82	127.2	133.3	131.5	-1.1	-1.4
Passenger cars and chassis		336110-1	06/82	124.2	128.7	127.1	-1.3	-1.2
Trucks, truck tractors, & bus chassis 14,000 lb or less, incl. minivans & suvs ..		336110-2	06/82	139.3	147.1	145.1	-1.0	-1.4
Secondary products and miscellaneous receipts		336110-SM						
Heavy duty truck manufacturing	336120		12/03	116.3	116.5	116.5	2.9	0
Primary products		336120-P	12/03	116.8	116.9	116.9	2.9	0
Trucks, truck tractors, and bus chassis (chassis of own manufacture) 14,001 to 33,000 lb		336120-1	12/03	119.2	(³)	(³)	(³)	(³)
Trucks, truck tractors, and bus chassis (chassis of own manufacture) 33,001 lb or more		336120-2	06/87	164.0	(³)	164.0	4.2	(³)
Buses, including military and firefighting vehicles (chassis of own manufacture)		336120-3	12/03	109.1	110.3	110.3	2.9	0
Secondary products and miscellaneous receipts		336120-SM						
Secondary products		336120-S	12/03	99.9	99.9	99.9	.6	0
Motor vehicle body and trailer manufacturing	3362		12/03	117.8	118.0	118.1	2.3	.1
Motor vehicle body and trailer manufacturing	33621		12/03	117.9	118.0	118.2	2.2	.2
Motor vehicle body manufacturing	336211		12/82	206.0	206.2	206.3	1.5	0
Primary products		336211-P	12/82	202.7	202.9	203.0	.9	0
Truck, bus, car, and other vehicle bodies, for sale separately		336211-1	12/82	206.6	206.8	206.9	.9	0
Completed vehicles produced on purchased chassis		336211-3	12/82	200.6	200.9	201.0	1.1	0
Secondary products and miscellaneous receipts		336211-SM						
Miscellaneous receipts		336211-M	12/82	272.4	272.4	272.4	5.3	0
Secondary products		336211-S	12/82	170.4	170.4	170.9	1.8	.3
Truck trailer manufacturing	336212		12/79	191.6	191.9	192.0	2.3	.1
Primary products		336212-P	12/79	190.5	190.8	190.8	2.2	0
Truck trailers and chassis, with axle rating of 10,000 lbs or more		336212-1	12/79	188.0	188.2	188.3	2.2	.1
Truck trailers and chassis, with axle rating of less than 10,000 lbs		336212-3	11/84	197.9	200.1	199.6	3.3	-2
Secondary products and miscellaneous receipts		336212-SM						
Miscellaneous receipts		336212-M	06/05	105.1	105.1	105.1	(³)	0
Secondary products		336212-S	12/79	203.2	204.5	207.3	7.7	1.4
Motor home manufacturing	336213		06/84	171.8	172.3	172.8	2.7	.3
Primary products		336213-P	06/84	172.6	172.6	173.1	3.2	.3
Motor homes built on purchased chassis		336213-0	06/06	102.9	102.9	103.2	3.1	.3
Secondary products and miscellaneous receipts		336213-SM						
Travel trailer and camper manufacturing	336214		12/03	114.5	114.6	114.7	2.3	.1
Primary products		336214-P	12/03	113.7	114.1	114.2	2.5	.1
Travel trailers		336214-1	06/84	155.1	154.9	155.2	1.2	.2

See footnotes at end of table.

Table 5. Producer price indexes for the net output of selected industries and their products, not seasonally adjusted
—Continued

Industry and product ¹	Industry code	Product code	Index base	Index			Percent change to Dec. 2007 from:	
				Aug. 2007 ²	Nov. 2007 ²	Dec. 2007 ²	Dec. 2006	Nov. 2007
Travel trailer and camper manufacturing—Continued								
Fifth wheel travel trailers less than 30ft in length		336214-14	06/90	129.6	129.7	129.7	2.6	0.0
Fifth wheel travel trailers 30ft or more in length		336214-15	06/90	147.4	146.5	147.6	1.9	.8
Conventional travel trailers up to 24ft		336214-16	06/06	102.4	102.6	102.6	1.3	0
Conventional travel trailers 25ft to 29ft		336214-17	06/06	101.1	101.1	101.1	-1.1	0
Conventional travel trailers 30ft or more		336214-18	06/06	101.7	101.7	101.7	.8	0
Automobile and light truck trailers		336214-3	12/92	144.6	145.1	145.2	4.2	.1
Camping trailers, campers, pick-up covers, and parts		336214-5	06/84	173.6	176.5	176.5	3.7	0
Other parts and components, excluding appliances and furnishings		336214-53	06/84	149.0	154.7	154.7	4.9	0
Folddown camping trailers		336214-54	06/06	102.8	103.5	103.5	2.7	0
Truck campers, caps, or box covers		336214-55	06/06	106.1	106.3	106.3	3.2	0
Secondary products and miscellaneous receipts		336214-SM						
Miscellaneous receipts		336214-M	04/85	174.9	177.4	177.3	1.8	-.1
Secondary products		336214-S	06/84	164.1	161.9	161.9	1.7	0
Motor vehicle parts manufacturing	3363		12/03	107.0	107.1	106.9	1.5	-.2
Motor vehicle gasoline engine and parts mfg	33631		12/03	112.6	112.7	112.8	-.1	.1
Carburetor, piston, piston, ring and valve mfg	336311		12/82	141.9	143.2	143.2	2.7	0
Primary products		336311-P	12/82	153.7	155.3	155.3	3.0	0
Carburetors, new and rebuilt (all types)		336311-1	12/82	187.1	(³)	(³)	(³)	(³)
Pistons, piston rings, and piston pins (engine)		336311-3	12/82	114.9	116.7	116.6	3.4	-.1
Valves (engine intake and exhaust)		336311-5	12/82	163.6	(³)	163.6	2.1	(³)
Secondary products and miscellaneous receipts		336311-SM						
Secondary products		336311-S	12/82	108.0	(³)	(³)	(³)	(³)
Gasoline engine and engine parts mfg	336312		12/03	113.4	113.5	113.5	-.4	0
Primary products		336312-P	12/03	114.7	114.8	114.8	-.3	0
Gasoline engines and engine parts for motor vehicles, new		336312-1	12/88	109.3	109.4	109.4	-.4	0
Gasoline engines and engine parts for motor vehicles, rebuilt		336312-3	12/03	105.9	105.9	(³)	(³)	(³)
Secondary products and miscellaneous receipts		336312-SM						
Miscellaneous receipts		336312-M	12/03	(³)	(³)	(³)	(³)	(³)
Secondary products		336312-S	12/03	100.5	(³)	100.5	-.4	(³)
Motor vehicle electric equipment	33632		12/03	103.1	103.5	103.0	.4	-.5
Vehicular lighting equipment mfg	336321		12/83	126.5	128.2	128.2	2.3	0
Primary products		336321-P	12/83	111.3	113.0	113.0	2.5	0
Vehicular lighting equipment		336321-0	12/83	111.3	113.0	113.0	2.5	0
Secondary products and miscellaneous receipts		336321-SM						
Secondary products		336321-S	12/83	163.0	163.9	163.9	1.7	0
Other motor vehicle electrical equipment mfg	336322		12/03	103.2	103.5	102.9	.1	-.6
Primary products		336322-P	12/03	99.0	99.4	99.3	-.6	-.1
Parts for engine electrical and electronic equipment		336322-A	12/82	117.4	117.6	117.2	-8.7	-.3
Motor vehicle electrical and electronic equipment		336322-D	12/03	100.0	99.9	99.6	(³)	-.3
All other miscellaneous complete engine electrical equipment, including spark plugs		336322-U	12/82	113.1	113.1	113.2	-.4	.1
Ignition harness and cable sets		336322-1	12/82	131.7	131.7	131.7	-6.5	0
Battery charging alternators, generators, and regulators		336322-3	12/82	126.8	125.3	124.0	-3.6	-1.0
Cranking motors (starters)		336322-5	12/82	114.9	120.8	121.9	6.4	.9
Secondary products and miscellaneous receipts		336322-SM						
Miscellaneous receipts		336322-M	12/03	136.8	136.7	136.9	2.9	.1
Secondary products		336322-S	12/03	95.1	94.9	92.2	.3	-2.8
Motor vehicle steering and suspension parts	33633		12/03	104.5	104.5	104.5	-1.8	0
Motor vehicle steering and suspension parts	336330		12/03	104.3	104.3	104.3	-1.8	0
Primary products		336330-P	12/03	102.5	102.5	102.5	-2.6	0
Motor vehicle steering and suspension components, new		336330-1	12/99	102.3	102.3	102.3	-2.6	0
Secondary products and miscellaneous receipts		336330-SM						
Secondary product		336330-S	12/03	116.1	116.1	116.1	3.6	0
Motor vehicle brake system manufacturing	33634		12/03	101.6	101.6	101.6	.5	0
Motor vehicle brake system manufacturing	336340		12/03	101.6	101.6	101.5	.4	-.1
Primary products		336340-P	12/03	101.4	101.4	101.4	.3	0
Motor vehicle brake parts and assemblies, new		336340-1	12/88	107.1	107.0	107.0	.1	0
Motor vehicle brake parts and assemblies, rebuilt		336340-3	12/03	109.5	109.5	109.5	2.4	0
Secondary products and miscellaneous receipts		336340-SM						
Secondary products		336340-S	12/03	106.5	104.4	104.4	.8	0
Motor vehicle power train components mfg	33635		12/03	107.5	107.5	107.5	3.2	0
Motor vehicle power train components mfg	336350		12/03	106.2	106.2	106.2	3.2	0
Primary products		336350-P	12/03	104.7	104.7	104.7	2.1	0

See footnotes at end of table.

Table 5. Producer price indexes for the net output of selected industries and their products, not seasonally adjusted
—Continued

Industry and product ¹	Industry code	Product code	Index base	Index			Percent change to Dec. 2007 from:	
				Aug. 2007 ²	Nov. 2007 ²	Dec. 2007 ²	Dec. 2006	Nov. 2007
Motor vehicle power train components mfg—Continued								
Motor vehicle drive train components, except wheels and brakes, new		336350-1	12/88	107.5	107.5	107.5	2.3	0.0
Motor vehicle drive train components, rebuilt		336350-3	12/03	106.4	(³)	(³)	(³)	(³)
Secondary products and miscellaneous receipts		336350-SM						
Secondary products		336350-S	12/03	107.5	107.7	107.7	2.9	0
Motor vehicle seating and interior trim mfg	33636		12/03	100.1	100.0	99.9	.3	-1
Motor vehicle seating and interior trim mfg	336360		12/03	100.1	99.9	99.9	.3	0
Primary products		336360-P	12/03	100.0	99.8	99.8	.3	0
Automobile trimmings		336360-1	12/03	100.8	100.8	100.8	.4	0
Fabricated seat or safety belts, incl shoulder harnesses (except leather)		336360-2	12/03	(³)	(³)	(³)	(³)	(³)
Seats for public conveyance and aircraft		336360-3	12/01	98.5	98.2	98.1	.3	-1
Seats for public conveyance (except aircraft), incl. automobiles, trucks, buses,		336360-301	12/03	99.2	98.9	98.9	.2	0
Seats for aircraft		336360-304	12/03	103.9	103.1	102.7	2.5	-4
Secondary products and miscellaneous receipts		336360-SM						
Miscellaneous receipts		336360-M	12/03	105.3	105.3	105.3	0	0
Secondary products		336360-S	12/03	101.2	101.2	101.2	1.2	0
Motor vehicle metal stamping	33637		12/03	113.7	114.3	114.1	2.7	-2
Motor vehicle metal stamping	336370		12/82	124.6	125.1	125.0	2.7	-1
Primary products		336370-P	12/82	116.0	116.5	116.4	.7	-1
Original equipment automotive stampings		336370-1	12/82	112.4	113.0	112.8	.3	-2
Replacement part automotive stampings		336370-3	12/82	151.2	151.0	151.0	3.9	0
Secondary products and miscellaneous receipts		336370-SM						
Secondary products		336370-S	12/82	135.8	137.8	137.8	2.8	0
Other motor vehicle parts manufacturing	33639		12/03	104.6	104.4	104.3	1.6	-1
Motor vehicle air conditioning manufacturing	336391		12/03	100.6	100.5	100.5	-1.1	0
Primary products		336391-P	12/03	101.0	100.9	100.9	-1.4	0
Automotive air conditioning compressors (open type, with or without motor)		336391-B	12/03	101.0	101.0	101.0	-3.2	0
Motor vehicle mechanical air conditioning systems		336391-7	12/03	100.3	100.3	100.3	-2	0
Secondary products and miscellaneous receipts		336391-SM						
Secondary products		336391-S	12/03	100.1	99.5	99.6	0	.1
All other motor vehicle parts manufacturing	336399		12/03	105.3	105.1	105.0	1.9	-1
Primary products		336399-P	12/03	105.3	105.0	104.9	2.1	-1
Filters for internal combustion engines and motor vehicles, new		336399-1	12/82	127.0	(³)	(³)	(³)	(³)
Exhaust system parts, new		336399-3	12/88	133.7	134.6	134.6	6.2	0
Motor vehicle wheels, new		336399-5	12/88	128.1	121.3	(³)	(³)	(³)
All other motor vehicle parts and accessories, new and rebuilt		336399-8	12/03	100.5	100.7	100.6	1.6	-1
Secondary products and miscellaneous receipts		336399-SM						
Miscellaneous receipts		336399-M	12/03	106.1	106.1	106.1	2.5	0
Secondary products		336399-S	12/03	103.2	102.6	102.3	-2.5	-3
Aerospace product and parts manufacturing	3364		06/85	189.1	190.4	190.7	3.1	.2
Aerospace product and parts manufacturing	33641		06/85	189.1	190.4	190.7	3.1	.2
Aircraft manufacturing	336411		12/85	194.3	195.7	196.2	2.5	.3
Primary products		336411-P	12/85	191.8	193.4	193.9	2.6	.3
Civilian aircraft		336411-3	12/85	220.0	222.1	222.9	3.1	.4
Modifications, conversions, and overhaul of previously accepted aircraft		336411-5	12/85	118.2	118.2	118.2	.7	0
Secondary products and miscellaneous receipts		336411-SM						
Miscellaneous receipts		336411-M	01/86	237.9	237.9	237.9	3.7	0
Secondary products		336411-S	12/85	181.4	181.4	181.4	.1	0
Aircraft engine and engine parts mfg	336412		12/85	177.5	178.5	178.4	4.2	-1
Primary products		336412-P	12/85	180.6	181.1	181.1	3.4	0
Military aircraft engines		336412-1	12/85	143.0	143.0	143.0	2.6	0
Civilian aircraft engines		336412-3	12/85	200.7	(³)	(³)	(³)	(³)
Aeronautical services on aircraft engines		336412-5	12/85	153.1	153.1	153.1	-2.9	0
Aircraft engine parts and accessories		336412-7	12/85	190.9	190.5	190.4	3.5	-1
Secondary products and miscellaneous receipts		336412-SM						
Miscellaneous receipts		336412-M	08/94	126.2	129.2	129.2	7.8	0
Secondary products		336412-S	12/85	167.5	168.5	168.4	8.8	-1
Other aircraft parts and equipment	336413		06/85	160.9	161.8	161.7	4.7	-1
Primary products		336413-P	06/85	158.3	159.3	159.3	3.8	0
Aircraft propellers and helicopter rotors		336413-1	12/91	149.5	151.1	150.5	1.3	-4
Aircraft parts and auxiliary equipment, excl. hydraulic and pneumatic subassemblies and engine		336413-2	06/85	154.6	155.6	155.6	3.9	0
Secondary products and miscellaneous receipts		336413-SM						
Miscellaneous receipts		336413-M	02/95	(³)	(³)	(³)	(³)	(³)

See footnotes at end of table.

Table 5. Producer price indexes for the net output of selected industries and their products, not seasonally adjusted

—Continued

Industry and product ¹	Industry code	Product code	Index base	Index			Percent change to Dec. 2007 from:	
				Aug. 2007 ²	Nov. 2007 ²	Dec. 2007 ²	Dec. 2006	Nov. 2007
Other aircraft parts and equipment—Continued								
Secondary products		336413-S	06/85	192.2	192.2	(³)	(³)	(³)
Railroad rolling stock manufacturing	3365		06/84	166.3	167.2	166.9	2.3	-.2
Railroad rolling stock manufacturing	33651		06/84	166.3	167.2	166.9	2.3	-.2
Railroad rolling stock manufacturing	336510		06/84	166.1	167.0	166.7	2.3	-.2
Primary products		336510-P	06/84	171.2	172.3	172.0	2.7	-.2
Locomotives and locomotive parts		336510-1	06/84	151.5	154.7	154.6	5.2	-.1
Passenger and freight train cars, new (excl. parts)		336510-4	06/84	207.2	205.1	203.7	1.1	-.7
Street, subway, trolley, and rapid transit cars, all rebuilt cars, and all parts		336510-5	06/84	141.9	141.9	141.9	.9	0
Street, subway, trolley, and rapid transit cars, new and rebuilt		336510-53	12/01	101.0	(³)	(³)	(³)	(³)
Parts and accessories for railroad and street cars		336510-54	06/84	139.9	140.1	140.1	2.2	0
Air brake and other brake equipment		336510-541	06/84	146.5	145.9	145.9	2.2	0
All other railroad and streetcar parts and accessories, incl. truck assemblies		336510-542	06/84	138.5	138.8	138.8	2.1	0
Secondary products and miscellaneous receipts		336510-SM						
Secondary products		336510-S	09/96	120.8	(³)	120.8	.8	(³)
Ship and boat building	3366		12/84	189.4	189.5	190.5	2.9	.5
Ship and boat building	33661		12/84	189.4	189.5	190.5	2.9	.5
Ship building and repairing	336611		12/85	177.7	177.1	178.7	2.7	.9
Primary products		336611-P	12/85	179.4	178.8	179.8	2.5	.6
Ship repair, nonmilitary		336611-A	12/85	183.2	183.2	184.5	10.1	.7
Nonpropelled ships, new construction		336611-1	12/85	168.3	(³)	(³)	(³)	(³)
Military self-propelled ships, new construction		336611-2	12/85	172.5	174.7	174.7	3.1	0
Nonmilitary self-propelled ships, new construction		336611-7	12/85	228.4	234.0	232.7	5.9	-.6
Ship repair, military		336611-8	12/85	176.4	170.3	173.4	-.5	1.8
Secondary products and miscellaneous receipts		336611-SM						
Miscellaneous receipts		336611-M	05/89	115.2	115.2	127.2	10.4	10.4
Boat building	336612		12/81	222.7	224.3	224.2	3.2	0
Primary products		336612-P	12/81	221.5	222.9	222.9	3.2	0
Outboard motorboats, including commercial and military (exc. sailboats and lifeboats)		336612-1	12/81	244.2	244.6	244.7	3.2	0
Inboard motorboats, including commercial & military (exc. sailboats & lifeboats)		336612-3	12/81	218.3	220.8	220.4	3.9	-.2
Inboard-outdrive boats, including commercial & military (exc. sailboats & lifeboats)		336612-5	12/81	201.3	202.5	202.4	2.8	0
All other boats (excluding military and commercial)		336612-8	12/81	192.3	194.6	194.6	.9	0
Secondary products and miscellaneous receipts		336612-SM						
Miscellaneous receipts		336612-M	12/88	200.6	200.6	(³)	(³)	(³)
Secondary products		336612-S	12/81	(³)	(³)	(³)	(³)	(³)
Other transportation equipment manufacturing	3369		12/03	106.6	106.9	106.9	1.2	0
Other transportation equipment manufacturing	33699		12/03	106.6	106.9	106.9	1.2	0
Motorcycle, bicycle, and parts manufacturing	336991		12/84	133.6	133.7	133.7	1.2	0
Primary products		336991-P	12/84	139.6	139.6	139.6	1.2	0
Bicycles and parts		336991-1	12/84	116.0	115.8	115.8	2.3	0
Bicycles, complete		336991-121	12/98	108.3	108.3	(³)	(³)	(³)
Parts for bicycles		336991-171	12/84	109.8	109.4	109.4	6.1	0
Motorcycles, including three-wheel motorbikes, motorscooters, mopeds, and parts		336991-3	12/84	163.0	163.1	163.1	.8	0
Motorcycles, (excl. sidecars), mopeds, motorbikes and motorscooters, excl parts		336991-311	10/06	100.9	100.9	100.9	(³)	0
Parts, including sidecars, but excluding motorbike parts interchangeable with bike parts		336991-312	12/84	140.5	140.8	140.8	.4	0
Secondary products and miscellaneous receipts		336991-SM						
Miscellaneous receipts		336991-M	12/84	118.1	118.9	118.9	.7	0
Secondary products		336991-S	12/84	115.9	116.1	116.0	2.7	-.1
All other transportation equipment mfg	336999		12/03	108.4	108.8	108.8	1.1	0
Primary products		336999-P	12/03	108.0	108.4	108.4	1.2	0
Self-propelled golf carts and industrial in-plant personnel carriers and parts		336999-1	06/85	161.6	164.8	164.8	2.5	0
All other miscellaneous transportation equipment, including all-terrain vehicles		336999-5	06/85	140.8	141.0	141.0	.9	0
Secondary products and miscellaneous receipts		336999-SM						
Miscellaneous receipts		336999-M	12/03	106.7	106.7	106.9	.2	.2
Secondary products		336999-S	12/03	114.6	(³)	(³)	(³)	(³)
Furniture & related product mfg	337		12/84	165.7	166.4	166.6	1.8	.1

See footnotes at end of table.

Table 5. Producer price indexes for the net output of selected industries and their products, not seasonally adjusted

—Continued

Industry and product ¹	Industry code	Product code	Index base	Index			Percent change to Dec. 2007 from:	
				Aug. 2007 ²	Nov. 2007 ²	Dec. 2007 ²	Dec. 2006	Nov. 2007
HH & institutional furniture & kitchen cabinet mfg	3371		12/84	161.1	161.9	161.6	1.9	-0.2
Wood kitchen cabinet & countertop mfg	33711		12/03	108.7	108.9	108.8	2.0	-.1
Wood kitchen cabinet and countertop mfg	337110		06/84	183.5	183.8	183.7	2.0	-.1
Primary products		337110-P	12/03	108.7	108.9	108.8	2.1	-.1
Wood and plastics laminated wood kitchen cabinet tops		337110-B	12/03	97.0	97.0	97.0	.3	0
Wood and plastics laminated wood bathroom vanity tops		337110-F	12/03	120.4	120.4	120.4	4.7	0
Wood custom kitchen cabinets, bathroom vanities, and related cabinet sold directly to customer		337110-H	03/04	102.6	102.7	102.7	.9	0
Wood stock line kitchen cabinets and related cabinetwork, permanent installation		337110-1	06/84	184.5	184.5	184.2	2.4	-.2
Other wood custom kitchen cabinets and cabinetwork, except sold directly to customers		337110-4	06/84	191.1	192.8	192.5	3.6	-.2
Bathroom vanities and related cabinetwork, permanent install, except sold directly to customer		337110-7	06/84	186.2	186.3	186.3	1.4	0
Secondary products and miscellaneous receipts		337110-SM						
Miscellaneous receipts		337110-M	12/03	111.8	111.9	111.9	1.0	0
Secondary products		337110-S	12/03	107.4	107.4	107.4	1.2	0
Household & institutional furniture mfg	33712		12/03	109.9	110.6	110.3	1.8	-.3
Upholstered household furniture manufacturing	337121		06/82	162.1	164.6	164.5	2.6	-.1
Primary products		337121-P	06/82	165.0	167.7	167.6	2.7	-.1
Upholstered wood household furniture, excl. stock line dual-purpose sleep furniture		337121-1	06/82	163.5	165.9	165.9	2.5	0
Uphols. wood household sofas, davenports, settees, and loveseats, except custom		337121-11	06/82	164.2	167.4	167.2	2.9	-.1
Uphols. wood household sectional sofa pieces, incl. pieces seating one person		337121-12	12/87	137.8	139.3	139.3	2.6	0
Upholstered wood household rockers, incl swivel rockers except custom		337121-13	06/82	130.2	131.2	131.3	2.7	.1
Upholstered wood household reclining chairs, except custom		337121-14	06/82	149.1	148.4	148.9	1.8	.3
Other upholstered wood household furniture, including custom sold at retail		337121-15	06/05	108.4	110.7	110.5	2.1	-.2
Dual-purpose sleep furniture incl. futon, conv. sofa, jackknife & chair beds, except custom		337121-4	06/89	164.4	170.8	171.0	5.5	.1
Secondary products and miscellaneous receipts		337121-SM						
Miscellaneous receipts		337121-M	06/05	100.5	100.5	100.5	0	0
Secondary products		337121-S	06/82	125.4	(³)	(³)	(³)	(³)
Nonupholstered wood household furniture mfg	337122		12/79	231.1	231.6	230.8	1.1	-.3
Primary products		337122-P	12/79	239.1	239.6	238.6	1.2	-.4
Infants' and children's wood furniture, except custom		337122-A	12/04	103.4	103.4	103.4	.7	0
Wood outdoor furniture, unpainted, and ready-to-assemble wood furniture, except custom		337122-E	12/79	189.3	189.3	189.3	1.9	0
Wood household den, family room, library, and living room furniture, except custom		337122-1	12/79	234.6	235.4	235.6	1.2	.1
Wood dining room and kitchen furniture, excl. cabinets, except custom		337122-4	12/79	269.4	271.2	262.4	-1.4	-3.2
Wood bedroom furniture, except custom		337122-8	12/79	238.5	238.6	239.2	2.4	.3
Secondary products and miscellaneous receipts		337122-SM						
Secondary products		337122-S	12/79	198.0	198.0	198.0	-.6	0
Metal household furniture manufacturing	337124		06/84	149.3	151.4	151.4	2.3	0
Primary products		337124-P	06/84	147.6	150.1	150.2	2.2	.1
Metal dining room, and kitchen furniture, incl. padded and plain chairs and stools		337124-1	06/84	156.8	156.8	157.4	.4	.4
Metal outdoor and casual furniture, incl beach, lawn, garden and porch		337124-5	06/84	179.1	185.3	185.3	3.5	0
Tubular aluminum benches, chairs, chaise lounges, rockers and settees nonupholstered household		337124-51	06/07	100.0	106.0	106.0	(³)	0
Other metal outdoor and casual furniture, incl. beach lawn, garden, and porch furniture		337124-52	06/07	100.0	102.5	102.5	(³)	0
Other nonupholstered metal household furniture		337124-8	06/84	120.0	119.7	119.8	.9	.1
Household metal army cots, folding cots, other metal beds, and metal bed frames		337124-81	06/84	138.9	138.9	138.9	0	0
Other nonupholstered metal household furniture		337124-82	06/84	117.1	116.5	116.5	2.1	0
Secondary products and miscellaneous receipts		337124-SM						
Miscellaneous receipts		337124-M	06/07	100.0	100.0	100.0	(³)	0
Secondary products		337124-S	06/84	170.7	171.6	171.6	3.8	0
Household furniture, exc. wood or metal, mfg	337125		12/85	127.1	127.1	127.1	2.8	0
Primary products		337125-P	12/85	126.1	126.1	126.1	3.1	0
Nonupholstered household furniture (except wood and metal)		337125-0	12/85	126.1	126.1	126.1	3.1	0
Plastics cabinets, incl. audio and television, exc. housing cabinets		337125-01	06/91	113.7	(³)	113.7	6.0	(³)
Nonupholstered reed, rattan, willow, wicker and other similar household furniture		337125-06	12/02	115.5	115.5	115.5	2.4	0
Secondary products and miscellaneous receipts		337125-SM						

See footnotes at end of table.

Table 5. Producer price indexes for the net output of selected industries and their products, not seasonally adjusted

—Continued

Industry and product ¹	Industry code	Product code	Index base	Index			Percent change to Dec. 2007 from:	
				Aug. 2007 ²	Nov. 2007 ²	Dec. 2007 ²	Dec. 2006	Nov. 2007
Institutional furniture manufacturing	337127		12/03	114.2	114.0	113.4	1.9	-0.5
Primary products		337127-P	12/03	113.3	113.8	113.7	2.4	-1
Other institutional furniture		337127-A	12/03	116.4	116.4	116.4	5.1	0
School furniture, except stone and concrete, excl. library furniture		337127-1	12/84	177.3	179.2	178.5	2.5	-4
School single-pupil units and nonfolding chairs, excl. library, except stone and concrete		337127-11	12/03	114.9	117.4	115.0	2.4	-2.0
Other school furniture (except stone, concrete & library) designed specifically for school use		337127-12	12/03	112.1	112.7	113.2	2.4	.4
Public building and related furniture, excl. bar, bowling, cafeteria, restaurant and school		337127-4	12/84	166.1	166.0	167.0	1.9	.6
Bar, bowling center, cafeteria, and restaurant furniture		337127-8	12/03	110.8	111.5	110.9	1.3	-5
Secondary products and miscellaneous receipts		337127-SM						
Miscellaneous receipts		337127-M	12/03	120.0	113.8	109.0	-1.3	-4.2
Secondary products		337127-S	12/03	114.4	114.7	114.7	.5	0
Office furniture (including fixtures) mfg	3372		12/03	116.5	116.6	117.6	2.3	.9
Office furniture (including fixtures) mfg	33721		12/03	116.5	116.6	117.6	2.3	.9
Wood office furniture manufacturing	337211		06/85	172.0	172.5	173.0	3.0	.3
Primary products		337211-P	06/85	173.6	174.0	174.6	2.9	.3
Wood office panel systems, desking systems, and other wood office furniture ..		337211-A	06/98	117.4	117.4	117.4	3.3	0
Wood office seating, including upholstered		337211-1	06/98	126.7	126.9	126.9	2.2	0
Wood office desks and extensions		337211-4	06/85	186.7	188.1	187.9	1.8	-1
Wood office files, storage units, and tables		337211-7	06/98	122.5	122.6	124.2	4.2	1.3
Secondary products and miscellaneous receipts		337211-SM						
Secondary products		337211-S	06/85	144.4	145.2	145.2	3.8	0
Custom architectural woodwork and millwork	337212		12/03	117.2	117.2	117.2	3.9	0
Primary products		337212-P	12/03	116.5	116.5	116.5	3.2	0
Custom architectural woodwork, millwork, and fixtures		337212-0	12/03	116.5	116.5	116.5	3.2	0
Secondary products and miscellaneous receipts		337212-SM						
Miscellaneous receipts		337212-M	12/03	128.2	(³)	(³)	(³)	(³)
Secondary products		337212-S	12/03	115.2	(³)	(³)	(³)	(³)
Office furniture, except wood, manufacturing	337214		12/79	226.0	226.8	232.1	3.8	2.3
Primary products		337214-P	12/79	226.0	226.5	233.2	3.7	3.0
Nonwood office furniture panel systems, desking systems, and other nonwood office furniture		337214-A	12/79	242.3	242.5	240.2	1.7	-9
Nonwood office seating, including upholstered seating		337214-1	12/79	218.6	219.2	225.7	3.1	3.0
Nonwood office desks and extensions		337214-4	12/79	218.7	218.7	218.7	4.4	0
Nonwood office files, storage units, and tables		337214-7	06/95	119.1	119.4	128.4	6.5	7.5
Secondary products and miscellaneous receipts		337214-SM						
Miscellaneous receipts		337214-M	12/04	106.2	109.2	105.2	3.1	-3.7
Showcases, partitions, shelving, and lockers	337215		12/03	120.8	120.8	120.8	.3	0
Primary products		337215-P	12/03	107.9	108.0	108.1	.7	.1
Nonwood shelving and lockers		337215-A	12/83	165.5	165.7	165.7	.4	0
Nonwood commercial shelving		337215-A1	06/06	100.2	100.3	100.4	-2	.1
Nonwood bookstacks and other nonwood shelving		337215-A2	06/06	103.1	103.3	103.2	1.6	-1
Nonwood storage racks and accessories		337215-E	12/83	145.4	145.4	145.4	-2	0
Nonwood bank, office, store, and related fixtures		337215-G	12/83	153.0	153.5	154.2	2.6	.5
Hardwood and softwood furniture dimension fully machined or ready for assembly		337215-L	12/06	98.3	97.1	97.1	-2.9	0
Wood lockers, partitions, and shelving (except custom)		337215-1	12/83	156.6	156.6	156.6	.1	0
Wood bank, office, store, and related fixtures (except custom)		337215-5	12/83	181.7	182.4	182.3	1.3	-1
Nonwood partitions, prefabricated, assembled and knock-down		337215-6	06/06	102.3	(³)	(³)	(³)	(³)
Secondary products and miscellaneous receipts		337215-SM						
Miscellaneous receipts		337215-M	12/03	344.9	343.8	343.8	1.8	0
Secondary products		337215-S	12/03	102.4	102.1	102.1	-6.7	0
Other furniture related product mfg	3379		12/03	114.3	114.9	114.5	-3	-3
Mattress mfg	33791		12/03	117.9	118.4	117.8	-2.1	-5
Mattress manufacturing	337910		06/83	165.1	165.8	165.0	-2.1	-5
Primary products		337910-P	06/83	165.4	166.1	165.2	-2.2	-5
Sleep system ensembles and mattresses, excl. conventional waterbeds		337910-A	05/96	153.0	153.2	153.1	1.3	-1
Mattress and foundation sets		337910-E	12/03	105.0	105.6	105.4	-4.7	-2
Innerspring mattresses, excl. crib-size		337910-1	01/04	121.2	121.3	121.4	-3.3	.1
Other mattresses, incl. crib mattresses and mattress inserts		337910-4	06/83	183.5	188.2	181.0	.6	-3.8
Foundations, excl. innerspring, hybrid-type flotation, ensembles, and adjustable units		337910-7	12/03	117.4	117.5	116.7	1.3	-7
Secondary products and miscellaneous receipts		337910-SM						
Miscellaneous receipts		337910-M	12/03	124.4	124.3	124.2	-5	-1
Blind & shade mfg	33792		12/03	108.8	109.6	109.6	3.1	0

See footnotes at end of table.

Table 5. Producer price indexes for the net output of selected industries and their products, not seasonally adjusted

—Continued

Industry and product ¹	Industry code	Product code	Index base	Index			Percent change to Dec. 2007 from:	
				Aug. 2007 ²	Nov. 2007 ²	Dec. 2007 ²	Dec. 2006	Nov. 2007
Blind and shade manufacturing	337920		06/84	165.2	166.4	166.4	3.1	0.0
Primary products		337920-P	06/84	164.2	165.6	165.6	3.6	0
Window shades and window shade accessories and rollers		337920-2	06/84	177.3	177.3	177.3	7.5	0
Venetian blinds, including components and parts		337920-4	06/84	143.4	146.4	146.4	4.2	0
Other blinds and shades, incl. curtain and drapery fixtures, poles and rods		337920-8	06/84	152.2	152.2	152.2	0	0
Secondary products and miscellaneous receipts		337920-SM						
Miscellaneous receipts		337920-M	06/84	185.2	185.2	185.2	.7	0
Miscellaneous mfg	339		12/03	107.0	107.6	107.7	2.2	.1
Medical equipment & supplies mfg	3391		12/03	105.0	105.1	105.2	1.0	.1
Medical equipment & supplies mfg	33911		12/03	105.0	105.1	105.2	1.0	.1
Laboratory apparatus and furniture mfg	339111		12/91	159.0	159.5	159.5	2.2	0
Primary products		339111-P	12/91	153.1	153.1	153.1	2.1	0
Laboratory apparatus and furniture		339111-8	12/91	153.1	153.1	153.1	2.1	0
Laboratory apparatus		339111-81	12/85	186.0	186.0	186.0	2.6	0
Laboratory furniture		339111-82	12/85	167.6	167.6	167.6	-.7	0
Secondary products and miscellaneous receipts		339111-SM						
Miscellaneous receipts		339111-M	12/91	181.3	181.3	181.3	1.2	0
Surgical and medical instrument manufacturing	339112		06/82	134.3	134.3	134.1	.6	-.1
Primary products		339112-P	06/82	135.2	135.1	134.9	.7	-.1
Surgical and medical instruments		339112-0	06/82	129.5	129.5	129.3	.7	-.2
Medical and surgical catheters		339112-05	06/82	127.4	127.5	127.5	3.0	0
All other surgical and medical instruments and apparatus, incl. parts		339112-08	06/05	100.0	99.9	99.8	.4	-.1
Secondary products and miscellaneous receipts		339112-SM						
Miscellaneous receipts		339112-M	01/83	156.6	156.4	156.3	-.8	-.1
Secondary products		339112-S	10/82	113.8	113.8	113.8	.4	0
Surgical appliance and supplies manufacturing	339113		06/83	186.8	187.1	187.7	1.1	.3
Primary products		339113-P	06/83	191.0	191.3	192.1	1.1	.4
Medical and surgical appliances and supplies, incl. orthopedic, prosthetic, and therapeutic		339113-2	06/83	188.9	189.2	190.1	1.1	.5
Artificial joints and limbs		339113-21	06/83	304.3	303.8	310.3	2.8	2.1
Other orthopedic and prosthetic appliances		339113-22	12/03	100.5	100.5	(³)	(³)	(³)
Surgical dressings		339113-23	06/83	113.1	113.1	113.1	.7	0
All other surgical and medical items		339113-27	12/03	105.6	106.0	105.8	.7	-.2
Personal industrial and nonindustrial safety equipment and clothing		339113-6	06/83	201.3	202.3	202.3	1.2	0
Secondary products and miscellaneous receipts		339113-SM						
Miscellaneous receipts		339113-M	07/88	174.9	175.5	173.5	-1.1	-1.1
Secondary products		339113-S	06/83	154.3	154.3	(³)	(³)	(³)
Dental equipment and supplies manufacturing	339114		06/85	236.7	237.5	238.0	2.1	.2
Primary products		339114-P	06/85	221.6	222.8	222.7	1.5	0
Dental professional equipment and supplies		339114-1	06/97	129.3	128.7	128.7	-.9	0
Professional dental equipment		339114-11	06/85	201.8	201.7	203.6	3.5	.9
Professional dental supplies		339114-12	06/85	192.3	190.8	189.7	-3.6	-.6
Dental laboratory equipment and supplies		339114-3	06/85	213.9	219.6	219.2	6.5	-.2
Secondary products and miscellaneous receipts		339114-SM						
Miscellaneous receipts		339114-M	06/85	191.3	189.5	193.6	6.7	2.2
Secondary products		339114-S	06/85	(³)	(³)	(³)	(³)	(³)
Ophthalmic goods manufacturing	339115		12/83	132.1	132.2	132.2	.5	0
Primary products		339115-P	12/83	130.4	130.5	130.5	.6	0
Other ophthalmic goods and prescription ground eyeglass lenses		339115-B	12/83	127.6	127.8	127.8	2.6	0
Ophthalmic fronts and temples		339115-1	12/83	166.6	166.6	166.6	2.3	0
Ophthalmic glass focal lenses		339115-2	12/83	126.0	126.4	126.4	.3	0
Ophthalmic plastic focal lenses		339115-6	12/83	108.5	108.5	108.5	-1.3	0
Contact lenses		339115-7	12/83	105.7	105.7	105.7	0	0
Secondary products and miscellaneous receipts		339115-SM						
Miscellaneous receipts		339115-M	01/84	165.4	165.4	165.4	0	0
Secondary products		339115-S	12/83	113.1	113.1	113.1	1.0	0
Other miscellaneous mfg	3399		12/85	146.6	147.9	148.1	3.2	.1
Jewelry & silverware mfg	33991		12/85	152.8	159.3	159.7	8.1	.3
Jewelry, except costume, manufacturing	339911		12/85	149.9	156.5	156.8	8.4	.2
Primary products		339911-P	12/85	149.8	157.4	157.8	10.1	.3
Jewelry made of gold and platinum, excluding gold and platinum clad or plated to silver		339911-1	12/85	153.8	159.2	159.8	8.2	.4
Rings, complete		339911-111	12/85	145.3	149.5	150.6	5.9	.7
Complete wedding rings made of gold and platinum, excluding gold and platinum clad		339911-11112	12/85	131.6	132.5	133.4	5.0	.7

See footnotes at end of table.

Table 5. Producer price indexes for the net output of selected industries and their products, not seasonally adjusted
—Continued

Industry and product ¹	Industry code	Product code	Index base	Index			Percent change to Dec. 2007 from:	
				Aug. 2007 ²	Nov. 2007 ²	Dec. 2007 ²	Dec. 2006	Nov. 2007
Other complete rings made of gold and platinum, excluding gold and platinum clad		339911-11114	12/85	141.0	147.8	148.8	6.6	0.7
Women's and children's jewelry made of gold and platinum, excluding rings, ring mountings		339911-14	12/85	156.4	159.9	160.4	8.9	.3
Other jewelry made of gold and platinum, excluding gold and platinum clad		339911-17	12/85	158.6	(³)	167.7	7.4	(³)
Ring mountings made of gold and platinum (sold separately), excl. gold and platinum clad		339911-18	12/85	189.3	206.2	206.5	27.4	.1
Jewelry made of silver (including jewelry made of gold and platinum clad or plated to silver)		339911-3	12/91	107.5	110.9	110.9	5.3	0
Other jewelry, except costume		339911-5	12/91	121.2	139.6	139.6	26.1	0
Secondary products and miscellaneous receipts		339911-SM						
Secondary products		339911-S	12/85	157.6	157.6	157.6	.1	0
Silverware and hollowware manufacturing	339912							
Primary products		339912-P	06/85	188.6	190.1	191.2	9.6	.6
Precious metal and pewter hollowware, including baby goods, ecclesiastical ware & novelties		339912-2	06/85	202.5	203.5	205.1	13.3	.8
Precious metal and pewter flatware and cutlery, incl. all knives, forks, spoons & carving sets		339912-5	06/85	211.3	214.8	220.3	8.3	2.6
Secondary products and miscellaneous receipts		339912-SM						
Miscellaneous receipts		339912-M	12/00	(³)	(³)	(³)	(³)	(³)
Jewelers' material and lapidary work mfg	339913							
Primary products		339913-P	06/85	151.6	163.4	164.1	11.1	.4
Lapidary work, cutting, engraving, polishing precious & semiprecious stones, pearls, diamonds		339913-2	06/85	148.5	157.9	158.7	10.6	.5
Jewelers' findings and materials made of precious metal, excl. gold, platinum & silver plated		339913-3	06/85	(³)	(³)	(³)	(³)	(³)
Other jewelers' findings and materials including those made of gold, platinum, & silver plated		339913-5	12/91	154.7	169.7	170.9	16.5	.7
Secondary products and miscellaneous receipts		339913-SM						
Secondary products		339913-S	06/85	116.0	115.9	116.5	1.3	.5
Costume jewelry and novelty manufacturing	339914							
Primary products		339914-P	06/85	139.8	139.6	140.0	.2	.3
Costume jewelry and novelties		339914-0	12/03	107.7	107.6	107.9	.2	.3
Secondary products and miscellaneous receipts		339914-SM	12/03	107.7	107.6	107.9	.2	.3
Sporting & athletic goods mfg	33992							
Primary products		339920-P	12/03	107.7	107.7	107.9	3.3	.2
Sporting and athletic goods manufacturing	339920							
Primary products		339920-P	12/85	131.9	131.9	132.1	3.2	.2
Other sporting and athletic goods		339920-A	12/85	132.8	132.8	133.0	2.6	.2
Fishing tackle and equipment		339920-1	12/85	126.4	126.4	126.8	3.3	.3
Golf equipment, excluding apparel and shoes		339920-2	12/85	167.2	167.4	167.4	.5	0
Golf clubs		339920-242	12/85	132.5	(³)	(³)	(³)	(³)
Other golf equipment, including golf bags, handcars, golf club shafts and tees		339920-299	12/85	110.0	(³)	(³)	(³)	(³)
Playground equipment		339920-5	12/85	234.3	(³)	(³)	(³)	(³)
Gymnasium and exercise equipment		339920-7	06/92	150.0	150.0	151.5	4.8	1.0
Secondary products and miscellaneous receipts		339920-SM	06/92	109.1	109.1	109.1	-7	0
Miscellaneous receipts		339920-M	12/85	122.4	122.4	122.4	8.3	0
Secondary products		339920-S	12/85	131.9	131.8	131.5	2.3	-.2
Doll, toy & game mfg	33993							
Primary products		339931-P	12/03	105.0	105.2	105.2	1.5	0
Doll and stuffed toy manufacturing	339931							
Primary products		339931-0	12/85	134.1	134.1	134.1	4.1	0
Dolls and stuffed toys		339931-1	12/85	137.2	137.2	137.2	5.1	0
Secondary products and miscellaneous receipts		339931-SM	12/85	137.2	137.2	137.2	5.1	0
Game, toy, and children's vehicle mfg	339932							
Primary products		339932-P	06/85	126.1	126.3	126.3	1.4	0
Models (operating & static), craft kits/supply, natural science kits, & collectors' miniatures		339932-A	06/85	125.3	125.6	125.5	1.1	-.1
Models, operating and static, including components and accessories		339932-A1	06/85	151.6	154.5	153.9	2.7	-.4
Craft kits, natural science kits, and collectors' miniatures		339932-A2	06/99	124.7	124.7	124.7	-1	0
Nonelectronic games and puzzles		339932-1	06/99	105.1	110.0	(³)	(³)	(³)
Baby carriages and children's vehicles, excluding bicycles with pneumatic tires		339932-2	06/99	103.8	103.8	103.8	2.3	0
Other nonelectronic toys, including parts		339932-8	06/85	104.1	(³)	(³)	(³)	(³)
Housekeeping and cooking toys, including tea sets and play tools		339932-83	06/85	118.9	118.9	118.9	1.3	0
Other nonelectronic toys incl. doll carriages & furniture, infant toys, and parts		339932-85	06/85	(³)	(³)	(³)	(³)	(³)
Pre-school toys, n.e.c., excluding infant toys		339932-89	06/99	105.5	105.4	105.4	1.8	0
Secondary products and miscellaneous receipts		339932-SM	06/85	125.4	(³)	(³)	(³)	(³)
Miscellaneous receipts		339932-M	11/85	125.4	125.4	125.4	2.1	0

See footnotes at end of table.

Table 5. Producer price indexes for the net output of selected industries and their products, not seasonally adjusted
—Continued

Industry and product ¹	Industry code	Product code	Index base	Index			Percent change to Dec. 2007 from:	
				Aug. 2007 ²	Nov. 2007 ²	Dec. 2007 ²	Dec. 2006	Nov. 2007
Game, toy, and children's vehicle mfg—Continued								
Secondary products		339932-S	06/85	132.2	133.3	135.7	2.8	1.8
Office supplies (exc paper) mfg	33994		12/85	139.3	139.4	139.3	.8	-.1
Pen and mechanical pencil manufacturing	339941		12/85	172.6	172.5	172.5	-.1	0
Primary products		339941-P	12/85	175.2	175.2	175.2	-.2	0
Ballpoint and roller pens		339941-1	12/85	163.7	163.7	163.7	-2.0	0
Markers		339941-3	06/93	134.7	134.7	134.7	3.0	0
Other pens, mechanical pencils, and parts for pens, markers, and mechanical pencils		339941-5	06/93	155.4	155.1	155.1	0	0
Secondary products and miscellaneous receipts		339941-SM						
Miscellaneous receipts		339941-M	12/85	166.5	166.5	166.5	1.0	0
Lead pencil and art good manufacturing	339942		12/03	103.7	103.7	103.7	2.4	0
Primary products		339942-P	12/03	100.9	100.9	100.9	1.2	0
Artists' equipment and materials		339942-3	12/03	107.0	107.0	107.0	2.9	0
Secondary products and miscellaneous receipts		339942-SM						
Miscellaneous receipts		339942-M	12/03	108.7	108.7	108.7	7.9	0
Secondary Products		339942-S	12/03	108.3	108.3	108.3	2.0	0
Marking device manufacturing	339943		12/85	143.6	143.9	143.6	.8	-.2
Primary products		339943-P	12/85	144.3	144.6	144.3	.6	-.2
Marking devices		339943-0	12/85	144.3	144.6	144.3	.6	-.2
Plastics and rubber dies, hand stamps, typeholders, and permanently inked stamps		339943-01	12/85	149.3	149.3	149.3	.9	0
Mechanical hand stamps, self-inkers, incl daters, time stamps & metal & rubber wheel-band good		339943-02	12/85	164.7	164.7	164.7	2.0	0
Other hand stamps and other marking devices		339943-03	12/05	101.2	101.7	101.2	-.1	-.5
Secondary products and miscellaneous receipts		339943-SM						
Miscellaneous receipts		339943-M	12/85	137.4	137.4	137.4	2.6	0
Secondary products		339943-S	12/85	138.0	(³)	(³)	(³)	(³)
Carbon paper and inked ribbon manufacturing	339944		12/85	107.3	107.7	107.2	-1.6	-.5
Primary products		339944-P	12/85	107.4	107.9	107.3	-1.8	-.6
Inked ribbons		339944-1	12/85	89.5	90.0	89.5	-2.1	-.6
Carbon paper and stencil paper		339944-3	12/85	132.8	132.8	(³)	(³)	(³)
Secondary products and miscellaneous receipts		339944-SM						
Miscellaneous receipts		339944-M	12/02	98.6	(³)	(³)	(³)	(³)
Sign mfg	33995		12/03	109.0	109.0	109.0	1.0	0
Sign manufacturing	339950		12/85	158.6	158.5	158.5	1.0	0
Primary products		339950-P	12/85	154.2	154.1	154.1	.3	0
Electric signs		339950-1	12/85	157.3	157.3	157.4	.2	.1
Luminous tubing electric signs, including argon, hydrogen, and neon electric signs		339950-101	12/85	125.1	125.2	125.2	.2	0
Fluorescent lamp electric signs		339950-102	12/85	196.7	196.7	196.8	.4	.1
Incandescent bulb electric signs		339950-105	06/99	108.1	(³)	108.1	0	(³)
Nonelectric signs and displays, including counter, floor, and point-of-purchase displays		339950-2	12/85	162.0	161.8	161.8	.4	0
Nonelectric metal signs and displays, including screen-printed types		339950-211	06/99	122.5	121.9	121.9	.9	0
Nonelectric signs and displays other than wood and metal, including screen printed types		339950-213	06/99	118.5	118.5	118.5	4.1	0
Nonelectric wood signs and displays, including screen printed types		339950-215	06/99	107.0	107.0	107.0	-16.7	0
Advertising specialties		339950-5	12/85	(³)	(³)	(³)	(³)	(³)
Secondary products and miscellaneous receipts		339950-SM						
Miscellaneous receipts		339950-M	12/85	195.7	195.7	(³)	(³)	(³)
Secondary products		339950-S	12/85	(³)	(³)	(³)	(³)	(³)
All other misc mfg	33999		12/03	110.1	110.9	111.1	2.9	.2
Gasket, packing, & sealing device mfg	339991		12/85	155.8	155.6	155.9	2.0	.2
Primary products		339991-P	12/85	162.2	162.0	162.2	2.3	.1
Compression packings		339991-1	12/85	185.9	185.9	185.9	1.7	0
Nonmetallic gaskets and gasketing		339991-3	12/85	169.4	169.6	170.2	2.3	.4
Elastomeric gaskets and gasketing		339991-31	12/85	150.5	150.8	151.3	7.5	.3
Other nonmetallic gaskets & gasketing, incl graphite, paper, felt, plant fiber, and cork types		339991-39	12/85	144.2	144.2	144.7	.2	.3
Molded packing and seals		339991-6	06/07	100.0	100.1	100.2	(³)	.1
Molded O-rings (including spliced; excluding metal)		339991-61	12/85	128.7	128.8	129.3	3.7	.4
Other molded packing and seals (including leather and plastic seals)		339991-62	12/85	159.2	159.3	159.3	.6	0
Metallic gaskets and machined seals		339991-7	12/85	227.3	225.9	225.9	4.1	0
Axial mechanical face seals, including parts		339991-8	12/85	172.5	172.5	(³)	(³)	(³)
Rotary oil seals		339991-9	12/90	118.4	118.4	118.4	1.2	0
Secondary products and miscellaneous receipts		339991-SM						
Miscellaneous receipts		339991-M	06/97	92.6	92.6	93.2	(³)	.6

See footnotes at end of table.

Table 5. Producer price indexes for the net output of selected industries and their products, not seasonally adjusted
—Continued

Industry and product ¹	Industry code	Product code	Index base	Index			Percent change to Dec. 2007 from:	
				Aug. 2007 ²	Nov. 2007 ²	Dec. 2007 ²	Dec. 2006	Nov. 2007
Gasket, packing, & sealing device mfg—Continued								
Secondary products		339991-S	12/85	104.1	104.0	104.0	(³)	0.0
Musical instrument manufacturing	339992		06/85	184.9	184.8	185.0	-4.2	.1
Primary products		339992-P	06/85	183.9	184.0	184.0	-4.6	0
Nonelectronic pianos		339992-1	06/85	221.4	(³)	(³)	(³)	(³)
Nonelectronic piano and organ parts, excluding benches		339992-5	06/85	200.3	200.3	(³)	(³)	(³)
Other musical instruments and parts		339992-7	06/85	180.6	180.8	180.7	-6.3	-1.1
Other musical instrument parts & accessories, sold separately, excl benches & instrument cases		339992-73	06/85	148.5	148.5	148.5	.3	0
All other instruments, electric & nonelectric, incl. string, wind, brass, percussion & other		339992-74	06/99	105.9	106.0	106.0	-8.7	0
Secondary products and miscellaneous receipts		339992-SM						
Miscellaneous receipts		339992-M	06/85	231.5	226.2	231.5	5.6	2.3
Secondary products		339992-S	06/85	169.9	169.9	169.9	2.0	0
Fastener, button, needle, and pin mfg	339993		12/85	145.7	145.6	145.5	2.3	-1.1
Primary products		339993-P	12/85	146.7	146.7	146.7	2.2	0
Buttons and parts, except for precious or semiprecious metals and stones		339993-1	12/85	140.4	140.4	140.4	.4	0
Zippers and slide fasteners		339993-3	12/85	173.6	173.6	173.6	4.6	0
Buckles, fasteners, needles and pins		339993-5	12/85	129.5	129.5	129.4	2.1	-1.1
Secondary products and miscellaneous receipts		339993-SM						
Miscellaneous receipts		339993-M	12/90	113.2	110.1	110.1	0	0
Secondary products		339993-S	12/85	147.2	147.2	147.2	6.7	0
Broom, brush, and mop manufacturing	339994		12/85	156.9	157.0	157.1	.9	.1
Primary products		339994-P	12/85	160.8	160.9	161.0	.8	.1
Brooms, mops and dusters		339994-1	12/85	173.5	173.5	173.6	1.4	.1
Brooms		339994-11	06/07	100.1	100.1	100.9	(³)	.8
Mops and dusters, including refills		339994-13	06/07	100.0	100.0	99.6	(³)	-4.4
Paint and varnish brushes, paint holders, pads, roller frames and rollers		339994-3	12/85	149.9	149.9	149.9	-3.0	0
Other brushes		339994-5	12/85	161.4	161.6	161.7	.9	.1
Secondary product and miscellaneous receipts		339994-SM						
Miscellaneous receipts		339994-M	12/92	124.1	124.1	124.1	1.4	0
Secondary products		339994-S	12/85	150.6	152.2	152.6	2.6	.3
Burial casket manufacturing	339995		12/84	226.6	236.4	236.4	4.5	0
Primary products		339995-P	12/84	226.0	236.0	236.0	4.6	0
Metal burial caskets and coffins, completely lined and trimmed, adult sizes only		339995-1	12/84	232.2	242.9	242.9	4.6	0
Steel burial caskets & coffins, completely lined & trimmed, adult sizes, exclu. stainless steel		339995-113	12/84	234.6	244.0	244.0	4.0	0
Other metal burial caskets and coffins, lined and trimmed, adult sizes, inclu stainless steel		339995-115	12/84	230.0	243.9	243.9	6.1	0
Wood burial caskets and coffins, completely lined and trimmed, adult sizes only		339995-2	12/84	252.3	264.3	264.5	5.0	.1
Other burial caskets and coffins, including burial boxes and vaults (except concrete and stone)		339995-5	12/84	150.3	150.4	150.4	3.0	0
Secondary products and miscellaneous receipts		339995-SM						
Miscellaneous receipts		339995-M	02/93	182.6	182.6	182.6	.2	0
All other miscellaneous manufacturing	339999		12/85	144.2	145.5	145.8	4.4	.2
Primary products		339999-P	12/85	147.7	148.1	149.1	4.0	.7
Mirror and picture frames and framed pictures		339999-E	06/84	183.8	183.7	183.8	1.9	.1
All other miscellaneous fabricated products		339999-K	12/85	149.4	149.5	149.4	3.0	-1.1
Hand-portable & fixed-system (exc sprinkler system) fire extinguishing equip., parts & attach		339999-1	12/85	212.2	(³)	(³)	(³)	(³)
Candles, including tapers		339999-5	12/85	151.3	(³)	154.7	3.8	(³)
Artificial trees, flowers, fruits, and wreaths, including feathers and plumes		339999-9	12/85	149.9	(³)	150.6	1.1	(³)
Secondary products and miscellaneous receipts		339999-SM						
Secondary products		339999-S	12/85	143.9	(³)	(³)	(³)	(³)
Services industries								
Merchant wholesalers, durable goods	423		06/04	111.2	109.6	113.9	5.9	3.9
Merchant wholesalers, durable goods	423000		06/04	111.2	109.6	113.9	5.9	3.9
Primary services		423000-P	06/04	111.2	109.5	113.8	5.7	3.9
Wholesale distribution of durable goods		423000-1	06/04	111.2	109.5	113.8	5.7	3.9
Other receipts		423000-SM	06/04	108.8	112.0	117.2	11.2	4.6
Merchant wholesalers, nondurable goods	424		06/05	114.3	114.1	107.7	-1.0	-5.6
Merchant wholesalers, nondurable goods	424000		12/04	118.3	118.1	111.4	-1.1	-5.7
Primary services		424000-P	12/04	118.4	118.2	111.5	-1.1	-5.7
Wholesale distribution of nondurable goods		424000-1	12/04	118.4	118.2	111.5	-1.1	-5.7
Other receipts		424000-SM	12/04	98.8	98.8	98.8	-5.0	0

See footnotes at end of table.

Table 5. Producer price indexes for the net output of selected industries and their products, not seasonally adjusted
—Continued

Industry and product ¹	Industry code	Product code	Index base	Index			Percent change to Dec. 2007 from:	
				Aug. 2007 ²	Nov. 2007 ²	Dec. 2007 ²	Dec. 2006	Nov. 2007
Wholesale trade agents and brokers	425		06/05	106.7	107.1	108.7	5.2	1.5
Wholesale trade agents and brokers	4251		06/05	106.7	107.1	108.7	5.2	1.5
Wholesale trade agents and brokers	42512		06/05	106.7	107.1	108.7	5.2	1.5
Wholesale trade agents and brokers	425120		06/04	107.2	107.6	109.2	5.2	1.5
Primary services		425120-P	06/04	106.8	107.2	108.8	5.2	1.5
Wholesale trade brokerage fees and commissions		425120-1	06/04	106.8	107.2	108.8	5.2	1.5
Other receipts		425120-SM	06/04	(³)	(³)	(³)	(³)	(³)
Material recyclers	429930		12/86	327.9	337.7	338.5	23.4	.2
Primary products		429930-P	12/86	328.5	339.1	339.8	23.2	.2
Ferrous metal scrap		429930-1	12/86	358.1	367.7	386.9	30.1	5.2
Carbon steel scrap		429930-11	12/86	361.0	367.0	387.7	32.5	5.6
Heavy melting scrap		429930-111	12/86	344.1	347.6	373.3	28.6	7.4
Carbon steel scrap bundles		429930-112	12/86	364.7	352.9	376.9	41.9	6.8
Shredded carbon steel scrap		429930-113	12/86	250.7	254.3	268.8	29.4	5.7
Cut plate and structural scrap		429930-114	12/86	334.6	340.9	362.9	30.3	6.5
Other carbon steel scrap		429930-115	12/86	476.9	501.3	517.4	34.6	3.2
Stainless and alloy steel scrap		429930-12	12/86	434.8	545.8	533.5	-7.7	-2.3
Cast iron scrap		429930-13	12/86	199.1	198.6	209.0	17.4	5.2
Other ferrous scrap		429930-14	06/06	119.0	124.2	128.4	44.3	3.4
Nonferrous metal scrap		429930-2	12/86	403.8	413.9	401.5	11.5	-3.0
Copper base scrap		429930-21	12/86	531.3	513.8	494.3	1.0	-3.8
No 1 copper wire, heavy		429930-211	12/86	456.9	433.7	405.2	-2.9	-6.6
No 2 copper wire, mixed		429930-212	12/86	605.4	570.9	553.0	-2.6	-3.1
Yellow brass scrap		429930-213	12/86	625.9	619.1	607.9	9.1	-1.8
Other copper and brass scrap, including red brass		429930-214	12/86	458.4	447.2	440.3	-8	-1.5
Aluminum base scrap		429930-22	12/86	225.4	226.7	222.6	-5.8	-1.8
Solids and clippings, new aluminum base scrap		429930-221	12/86	198.7	202.3	195.5	-9.2	-3.4
Borings, turnings, and other new aluminum base scrap		429930-222	06/96	141.7	144.7	142.8	-5.0	-1.3
Used beverage can scrap		429930-223	12/86	251.6	242.4	239.3	-7.2	-1.3
Other old aluminum base scrap		429930-224	12/86	204.0	207.4	206.2	-9	-6
Other nonferrous scrap (including lead, zinc and precious metals)		429930-23	12/86	1429.7	1524.6	1473.6	31.5	-3.3
Wastepaper		429930-3	12/86	205.7	218.7	211.6	53.0	-3.2
News wastepaper		429930-31	12/86	151.0	156.3	156.3	32.9	0
Mixed wastepaper		429930-32	12/86	802.1	872.8	845.4	44.0	-3.1
Corrugated wastepaper		429930-33	12/86	172.5	179.0	172.0	56.1	-3.9
High grades wastepaper (pulp substitutes and deinking)		429930-34	12/86	194.0	216.1	211.7	39.7	-2.0
Wastepaper exports (all grades)		429930-35	12/86	288.8	308.5	297.6	63.2	-3.5
Recyclable materials, excluding metals and paper		429930-4	12/86	155.7	162.6	161.7	11.8	-6
Recyclable textiles, including rags, textile scrap, and wiping cloths		429930-41	06/06	102.0	(³)	(³)	(³)	(³)
Recyclable plastics		429930-42	06/96	187.7	200.2	201.2	18.8	.5
Recyclable glass		429930-43	06/96	139.9	139.9	139.9	0	0
Other recyclable materials		429930-44	06/06	126.9	138.8	137.3	19.9	-1.1
Other receipts		429930-SM						
Miscellaneous receipts		429930-M	12/86	207.6	202.9	204.5	30.1	.8
Motor vehicle and parts dealers	441		12/03	114.9	116.1	115.5	2.9	-.5
Automobile dealers	4411		12/03	112.2	113.1	112.4	1.2	-.6
New car dealers	44111		12/99	123.8	124.9	124.1	1.2	-.6
New car dealers	441110		12/99	123.8	124.9	124.1	1.2	-.6
Primary services		441110-P	12/99	124.3	125.3	124.5	1.1	-.6
Vehicle sales		441110-1	12/99	97.8	100.1	98.2	-8	-1.9
New vehicle sales		441110-101	12/99	88.9	92.2	90.8	-1.3	-1.5
Used vehicle sales		441110-102	12/99	111.9	112.1	109.6	(³)	-2.2
Service labor and parts		441110-2	12/99	141.9	141.9	141.9	1.9	0
Other receipts		441110-SM	12/99	127.4	132.6	129.4	4.3	-2.4
Recreational vehicle dealers	44121		06/01	132.7	136.1	144.4	6.1	6.1
Recreational vehicle dealers	441210		06/01	132.7	136.1	144.4	6.1	6.1
Primary services		441210-P	06/01	132.8	136.2	144.5	6.2	6.1
Recreational vehicle dealer services		441210-1	06/01	132.8	136.2	144.5	6.2	6.1
Boat dealers	441222		06/01	135.6	135.4	134.6	7.3	-.6
Primary services		441222-P	06/01	136.3	136.0	135.2	7.5	-.6
Boat dealer services		441222-1	06/01	136.3	136.0	135.2	7.5	-.6
Other receipts		441222-SM	06/01	100.8	100.8	100.8	.8	0
Automotive parts, accessories and tire stores	4413		12/01	129.7	132.7	131.5	9.8	-.9
Automotive parts and accessories stores	44131		12/03	126.4	131.1	129.4	8.0	-1.3

See footnotes at end of table.

Table 5. Producer price indexes for the net output of selected industries and their products, not seasonally adjusted
—Continued

Industry and product ¹	Industry code	Product code	Index base	Index			Percent change to Dec. 2007 from:	
				Aug. 2007 ²	Nov. 2007 ²	Dec. 2007 ²	Dec. 2006	Nov. 2007
Automotive parts and accessories stores	441310		12/03	126.4	131.1	129.4	8.0	-1.3
Primary services		441310-P	12/03	126.4	131.1	129.4	8.0	-1.3
Automotive parts and accessories store services		441310-1	12/03	126.4	131.1	129.4	8.0	-1.3
Tire dealers	44132		12/03	120.1	119.7	119.7	13.6	0
Tire dealers	441320		12/03	120.1	119.7	119.7	13.6	0
Primary services		441320-P	12/03	120.1	119.7	119.7	13.6	0
Tire dealer services		441320-1	12/03	120.1	119.7	119.7	13.6	0
Furniture and home furnishings stores	442		12/03	119.6	121.2	120.7	4.4	-4
Furniture stores	4421		12/03	113.8	116.8	116.0	8.0	-7
Furniture stores	44211		12/03	113.8	116.8	116.0	8.0	-7
Furniture stores	442110		06/03	115.3	118.4	117.5	8.0	-8
Primary services		442110-P	06/03	115.3	118.4	117.5	8.0	-8
Furniture store services		442110-1	06/03	115.3	118.4	117.5	8.0	-8
Other receipts		442110-SM	12/03	(³)	(³)	(³)	(³)	(³)
Floor covering stores	44221		12/03	128.3	128.0	128.0	.9	0
Floor covering stores	442210		06/03	130.1	129.9	129.9	.9	0
Primary services		442210-P	06/03	130.1	129.9	129.9	.9	0
Floor covering store services		442210-1	06/03	130.1	129.9	129.9	.9	0
Electronics and appliance stores	443		12/03	109.8	106.4	106.8	14.0	.4
Appliance, TV and other electronics stores	44311		12/03	110.4	106.1	106.6	25.6	.5
Household appliance stores	443111		06/03	102.9	100.2	100.3	-3.7	.1
Primary services		443111-P	06/03	102.9	100.2	100.3	-3.7	.1
Household appliance store services		443111-1	06/03	102.9	100.2	100.3	-3.7	.1
Radio, TV, and other electronics stores	443112		06/03	103.6	99.1	99.6	38.5	.5
Primary services		443112-P	06/03	103.6	99.1	99.6	38.5	.5
Radio, television, and other electronics store services		443112-1	06/03	103.6	99.1	99.6	38.5	.5
Computer and software stores	44312		12/03	88.1	88.1	88.1	-20.1	0
Computer and software stores	443120		06/03	85.8	85.8	85.8	-20.2	0
Primary services		443120-P	06/03	85.8	85.8	85.8	-20.2	0
Computer and software store services		443120-1	06/03	85.8	85.8	85.8	-20.2	0
Camera and photographic supplies stores	44313		12/03	90.7	90.8	91.9	-4.7	1.2
Camera and photographic supplies stores	443130		06/00	95.5	95.7	96.8	-4.6	1.1
Primary services		443130-P	06/00	99.0	99.2	100.6	-4.6	1.4
Camera and photographic supplies store services		443130-1	06/00	99.0	99.2	100.6	-4.6	1.4
Other receipts		443130-SM	06/00	84.6	84.6	79.7	-8.4	-5.8
Bldg material and garden equip and supp dealers	444		12/03	120.8	117.5	118.5	.3	.9
Building material and supplies dealers	4441		12/03	123.5	119.6	120.8	.8	1.0
Home centers	44411		12/03	119.7	119.2	118.0	-6.0	-1.0
Home centers	444110		12/03	119.7	119.2	118.0	-6.0	-1.0
Primary services		444110-P	12/03	119.7	119.2	118.0	-6.0	-1.0
Home center services		444110-1	12/03	119.7	119.2	118.0	-6.0	-1.0
Paint and wallpaper stores	44412		12/03	110.5	110.5	110.5	5.2	0
Paint and wallpaper stores	444120		06/03	113.0	113.0	113.1	5.4	.1
Primary services		444120-P	06/03	113.0	113.0	113.1	5.4	.1
Paint and wallpaper store services		444120-1	06/03	113.0	113.0	113.1	5.4	.1
Hardware stores	44413		12/03	113.8	112.5	125.8	11.1	11.8
Hardware stores	444130		06/03	114.3	113.0	126.4	11.2	11.9
Primary services		444130-P	06/03	114.3	113.0	126.4	11.2	11.9
Hardware store services		444130-1	06/03	114.3	113.0	126.4	11.2	11.9
Other building material dealers	44419		12/03	133.8	125.3	126.3	5.3	.8
Other building material dealers	444190		12/03	133.8	125.3	126.3	5.3	.8

See footnotes at end of table.

Table 5. Producer price indexes for the net output of selected industries and their products, not seasonally adjusted
—Continued

Industry and product ¹	Industry code	Product code	Index base	Index			Percent change to Dec. 2007 from:	
				Aug. 2007 ²	Nov. 2007 ²	Dec. 2007 ²	Dec. 2006	Nov. 2007
Other building material dealers—Continued								
Primary services		444190-P	12/03	133.8	125.3	126.3	5.3	0.8
Other building material dealer services		444190-1	12/03	133.8	125.3	126.3	5.3	.8
Lawn and garden equip and supplies stores	4442		12/03	104.5	105.7	105.2	-3.8	-.5
Nursery, garden and farm supply stores	44422		12/03	104.5	105.7	105.2	-3.8	-.5
Nursery, garden, and farm supply stores	444220		12/02	111.1	112.3	111.8	-3.8	-.4
Primary services		444220-P	12/02	110.9	112.1	111.6	-3.8	-.4
Nursery, garden center, and farm supply store services		444220-1	12/02	110.9	112.1	111.6	-3.8	-.4
Food and beverage stores	445		12/99	140.1	139.9	139.6	3.6	-.2
Grocery stores	4451		12/03	118.5	117.9	117.9	3.7	0
Grocery (except convenience) stores	44511		12/03	118.5	117.9	117.9	3.7	0
Supermarkets and other grocery stores	445110		12/99	141.4	140.7	140.6	3.6	-.1
Primary services		445110-P	12/99	141.5	140.8	140.7	3.6	-.1
Supermarket and other grocery store services		445110-3	12/99	140.2	139.5	139.4	3.6	-.1
Meat department		445110-301	12/99	105.4	107.2	116.2	-3.2	8.4
Produce department		445110-302	12/99	173.5	161.5	150.2	-4.6	-7.0
Bakery department		445110-303	12/99	150.0	156.7	161.9	18.6	3.3
Dairy department		445110-304	12/99	126.4	131.2	127.5	14.3	-2.8
Frozen foods department		445110-306	12/99	111.5	109.3	92.3	-11.3	-15.6
Edible grocery department		445110-307	12/99	135.6	138.0	141.2	3.2	2.3
Nonedible grocery department		445110-308	12/99	142.7	138.8	145.9	3.4	5.1
Health and beauty care department		445110-309	12/99	136.9	144.2	143.6	11.5	-.4
General merchandise department		445110-311	12/99	186.4	166.2	166.3	2.8	.1
Specialty food stores	4452		12/03	121.4	126.1	123.1	3.4	-2.4
Specialty food stores	445200		12/03	121.4	126.1	123.1	3.4	-2.4
Primary services		445200-P	12/03	121.4	126.0	123.0	3.4	-2.4
Specialty food store services		445200-1	12/03	121.4	126.0	123.0	3.4	-2.4
Beer, wine, and liquor stores	4453		06/00	113.8	114.8	114.6	2.8	-.2
Beer, wine, and liquor stores	44531		06/00	113.8	114.8	114.6	2.8	-.2
Beer, wine, and liquor stores	445310		06/00	113.8	114.8	114.6	2.8	-.2
Primary services		445310-P	06/00	113.8	114.8	114.6	2.7	-.2
Beer, wine, and liquor store services		445310-1	06/00	113.8	114.8	114.6	2.7	-.2
Health and personal care stores	446		12/03	124.3	123.9	124.1	3.8	.2
Health and personal care stores	4461		12/03	124.3	123.9	124.1	3.8	.2
Pharmacies and drug stores	44611		06/00	149.7	150.9	150.6	4.9	-.2
Pharmacies and drug stores	446110		06/00	149.7	150.9	150.6	4.9	-.2
Primary services		446110-P	06/00	149.7	150.9	150.6	4.9	-.2
Sales of prescription drugs		446110-1	06/00	192.8	194.9	194.3	7.0	-.3
Sales of over-the-counter drugs and all other goods		446110-4	06/00	114.3	114.5	114.5	.5	0
Sales of over-the-counter drugs		446110-41	06/00	94.2	93.6	93.6	.8	0
Sales of all other goods		446110-42	06/00	122.2	122.5	122.5	.4	0
Optical goods stores	44613		12/03	103.5	103.9	103.7	2.1	-.2
Optical goods stores	446130		06/00	106.1	106.5	106.4	2.1	-.1
Primary services		446130-P	06/00	106.2	106.6	106.4	2.0	-.2
Optical goods store services		446130-1	06/00	106.2	106.6	106.4	2.0	-.2
Food (health) supplement stores	446191		12/99	167.0	152.9	158.4	-2.2	3.6
Primary services		446191-P	12/99	167.0	152.9	158.4	-2.2	3.6
Food (health) supplement store services		446191-1	12/99	167.0	152.9	158.4	-2.2	3.6
Gasoline stations	447		06/01	71.3	72.8	102.7	95.6	41.1
Gasoline stations	4471		06/01	71.3	72.8	102.7	95.6	41.1
Gasoline stations with convenience stores	44711		12/03	106.6	110.5	133.9	13.7	21.2
Gasoline stations with convenience stores	447110		12/03	106.6	110.5	133.9	13.7	21.2
Primary services		447110-P	12/03	106.6	110.6	134.2	13.8	21.3
Gasoline stations with convenience store services		447110-1	12/03	106.6	110.6	134.2	13.8	21.3

See footnotes at end of table.

Table 5. Producer price indexes for the net output of selected industries and their products, not seasonally adjusted
—Continued

Industry and product ¹	Industry code	Product code	Index base	Index			Percent change to Dec. 2007 from:	
				Aug. 2007 ²	Nov. 2007 ²	Dec. 2007 ²	Dec. 2006	Nov. 2007
Gasoline stations with convenience stores—Continued								
Other receipts		447110-SM	12/03	(³)	(³)	(³)	(³)	(³)
Other gasoline stations	44719		12/03	244.0	243.9	410.3	563.9	68.2
Other gasoline stations	447190		12/03	244.0	243.9	410.3	563.9	68.2
Primary services		447190-P	06/01	94.1	94.0	158.2	564.7	68.3
Other gasoline station services		447190-1	06/01	94.1	94.0	158.2	564.7	68.3
Clothing and clothing accessories stores	448		12/03	106.8	110.0	107.4	1.5	-2.4
Clothing stores	4481		12/03	104.7	109.3	105.3	1.3	-3.7
Men's clothing stores	44811		12/03	99.6	99.6	99.7	0	.1
Men's clothing stores	448110		06/02	103.2	103.2	103.3	0	.1
Primary services		448110-P	06/02	103.2	103.2	103.3	0	.1
Men's clothing store services		448110-1	06/02	103.2	103.2	103.3	0	.1
Women's clothing stores	44812		12/03	106.3	120.5	108.4	1.7	-10.0
Women's clothing stores	448120		06/03	108.6	123.1	110.8	1.7	-10.0
Primary services		448120-P	06/03	108.6	123.1	110.8	1.7	-10.0
Women's clothing store services		448120-1	06/03	108.6	123.1	110.8	1.7	-10.0
Family clothing stores	44814		12/03	105.7	105.5	105.5	1.2	0
Family clothing stores	448140		06/03	112.0	111.9	111.8	1.1	-.1
Primary services		448140-P	06/03	112.0	111.9	111.8	1.1	-.1
Family clothing store services		448140-1	06/03	112.0	111.9	111.8	1.1	-.1
Shoe stores	4482		12/03	109.7	109.6	110.7	1.4	1.0
Shoe stores	44821		12/03	109.7	109.6	110.7	1.4	1.0
Shoe stores	448210		06/02	111.9	111.8	113.0	1.4	1.1
Primary services		448210-P	06/02	111.9	111.8	113.0	1.4	1.1
Shoe store services		448210-1	06/02	111.9	111.8	113.0	1.4	1.1
Jewelry, luggage and leather goods stores	4483		12/03	111.9	111.9	112.3	2.6	.4
Jewelry stores	44831		12/03	111.7	111.9	112.3	2.7	.4
Jewelry stores	448310		06/00	121.4	121.5	122.0	2.7	.4
Primary services		448310-P	06/00	121.5	121.7	122.2	2.8	.4
Jewelry store services		448310-1	06/00	121.5	121.7	122.2	2.8	.4
Luggage and leather goods stores	44832		12/03	114.6	112.7	112.7	.6	0
Luggage and leather goods stores	448320		06/00	111.3	109.4	109.4	.6	0
Primary services		448320-P	06/00	111.3	109.4	109.4	.6	0
Luggage and leather goods store services		448320-1	06/00	111.3	109.4	109.4	.6	0
Sporting goods, hobby, book and music stores	451		12/03	106.1	107.4	106.5	7.3	-.8
Sporting goods/hobby/musical instrument stores	4511		12/03	112.9	113.3	112.4	10.5	-.8
Sporting goods stores	45111		12/03	121.2	122.2	120.4	20.5	-1.5
Sporting goods stores	451110		06/00	126.5	127.5	125.7	20.6	-1.4
Primary services		451110-P	06/00	126.7	127.7	125.9	20.6	-1.4
Sporting goods store services		451110-1	06/00	126.7	127.7	125.9	20.6	-1.4
Hobby, toy and game stores	45112		12/03	104.0	103.7	103.7	.5	0
Hobby, toy, and game stores	451120		06/00	105.3	105.0	105.0	.5	0
Primary services		451120-P	06/00	105.3	105.1	105.1	.6	0
Hobby, toy, and game store services		451120-1	06/00	105.3	105.1	105.1	.6	0
Sewing, needlework and piece goods stores	45113		12/03	109.0	109.1	109.3	2.1	.2
Sewing, needlework, and piece goods stores	451130		06/00	99.5	99.6	99.7	2.2	.1
Primary services		451130-P	06/00	99.5	99.6	99.7	2.2	.1
Sewing, needlework, and piece goods store services		451130-1	06/00	99.5	99.6	99.7	2.2	.1
Book, periodical and music stores	4512		12/03	93.1	96.1	95.4	0	-.7

See footnotes at end of table.

Table 5. Producer price indexes for the net output of selected industries and their products, not seasonally adjusted

—Continued

Industry and product ¹	Industry code	Product code	Index base	Index			Percent change to Dec. 2007 from:	
				Aug. 2007 ²	Nov. 2007 ²	Dec. 2007 ²	Dec. 2006	Nov. 2007
Book stores and news dealers	45121		12/03	95.1	97.4	98.3	-1.0	0.9
Book stores	451211		06/00	118.3	121.1	122.3	-1.0	1.0
Primary services		451211-P	06/00	118.3	121.1	122.3	-1.0	1.0
Book store services		451211-1	06/00	118.3	121.1	122.3	-1.0	1.0
Prerecorded tape, CD and record stores	45122		12/03	87.9	93.0	87.5	3.2	-5.9
Prerecorded tape, CD, and record stores	451220		06/03	85.9	90.9	85.5	3.3	-5.9
Primary services		451220-P	06/03	85.9	90.9	85.5	3.3	-5.9
Prerecorded tape, CD, and record store services		451220-1	06/03	85.9	90.9	85.5	3.3	-5.9
General merchandise stores	452		12/03	112.3	110.9	112.8	6.6	1.7
Department stores	4521		12/03	113.8	111.3	108.8	5.0	-2.2
Department stores	45211		12/03	113.8	111.3	108.8	5.0	-2.2
Department stores, except discount	452111		12/03	110.0	109.5	104.9	2.6	-4.2
Primary services		452111-P	12/03	110.0	109.5	104.9	2.6	-4.2
Department store services, except discount department store		452111-1	12/03	110.0	109.5	104.9	2.6	-4.2
Discount department stores	452112		12/03	117.0	112.6	112.2	7.2	-.4
Primary services		452112-P	06/02	128.9	124.0	123.6	7.1	-.3
Discount department store services		452112-1	06/02	128.9	124.0	123.6	7.1	-.3
Other general merchandise stores	4529		12/03	112.1	112.3	120.6	8.9	7.4
Other general merchandise stores	452900		12/03	112.1	112.3	120.6	8.9	7.4
Primary services		452900-P	12/03	112.1	112.3	120.6	8.9	7.4
Other general merchandise store services		452900-1	12/03	112.1	112.3	120.6	8.9	7.4
Florists	4531		12/03	109.3	109.2	108.3	2.6	-.8
Florists	45311		12/03	109.3	109.2	108.3	2.6	-.8
Florists	453110		06/00	118.3	118.2	117.2	2.5	-.8
Primary services		453110-P	06/00	118.3	118.2	117.2	2.5	-.8
Florist services		453110-1	06/00	118.3	118.2	117.2	2.5	-.8
Office supplies, stationery and gift stores	4532		12/03	108.7	110.9	110.9	7.1	0
Office supplies and stationery stores	45321		12/03	115.8	120.1	120.1	13.2	0
Office supplies and stationery stores	453210		06/00	146.6	152.0	152.0	13.2	0
Primary services		453210-P	06/00	147.5	153.0	153.0	13.4	0
Office supplies and stationery store services		453210-1	06/00	147.5	153.0	153.0	13.4	0
Gift, novelty and souvenir stores	45322		12/03	101.0	101.4	101.4	1.7	0
Gift, novelty, and souvenir stores	453220		06/00	101.4	101.8	101.7	1.7	-.1
Primary services		453220-P	06/00	101.4	101.8	101.7	1.7	-.1
Gift, novelty, and souvenir store services		453220-1	06/00	101.4	101.8	101.7	1.7	-.1
Manufactured (mobile) home dealers	45393		12/03	115.2	115.8	113.8	-7.8	-1.7
Manufactured (mobile) home dealers	453930		12/02	121.7	122.4	120.3	-7.7	-1.7
Primary services		453930-P	12/02	121.7	122.4	120.3	-7.7	-1.7
Manufactured (mobile) home dealer services		453930-1	12/02	121.7	122.4	120.3	-7.7	-1.7
Nonstore retailers	454		12/03	128.3	127.9	131.1	.7	2.5
Electronic shopping and mail-order houses	454110		06/06	102.3	108.7	106.1	5.3	-2.4
Primary services		454110-P	06/06	103.1	109.6	106.6	5.8	-2.7
Electronic shopping and mail-order house services		454110-1	06/06	103.1	109.6	106.6	5.8	-2.7
Vending machine operators	4542		12/03	105.8	105.2	105.5	-1.0	.3
Vending machine operators	45421		12/03	105.8	105.2	105.5	-1.0	.3
Vending machine operators	454210		06/00	112.1	111.5	111.8	-1.0	.3
Primary services		454210-P	06/00	112.1	111.5	111.8	-1.0	.3
Vending machine operator services		454210-1	06/00	112.1	111.5	111.8	-1.0	.3
Fuel dealers	45431		06/00	138.5	123.1	138.6	-6.2	12.6
Fuel dealers	454310		06/00	138.5	123.1	138.6	-6.2	12.6

See footnotes at end of table.

Table 5. Producer price indexes for the net output of selected industries and their products, not seasonally adjusted
—Continued

Industry and product ¹	Industry code	Product code	Index base	Index			Percent change to Dec. 2007 from:	
				Aug. 2007 ²	Nov. 2007 ²	Dec. 2007 ²	Dec. 2006	Nov. 2007
Fuel dealers—Continued								
Primary services		454310-P	06/00	141.3	125.6	141.8	-5.9	12.9
Fuel dealer services		454310-1	06/00	141.3	125.6	141.8	-5.9	12.9
Other receipts		454310-SM	06/00	84.8	77.2	77.2	-14.2	0
Air transportation	481		12/92	189.1	187.8	183.7	6.8	-2.2
Scheduled air transportation	4811		12/89	231.7	229.0	223.4	6.7	-2.4
Scheduled air transportation	48111		12/89	231.7	229.0	223.4	6.7	-2.4
Scheduled passenger air transportation	481111		12/89	243.2	239.0	231.9	7.0	-3.0
Primary services		481111-P	12/89	264.0	258.8	250.9	6.7	-3.1
Domestic		481111-1	12/89	268.5	269.9	256.2	9.2	-5.1
First class, including business		481111-101	12/99	133.7	142.8	140.3	14.4	-1.8
Coach		481111-102	12/99	153.3	151.8	142.9	7.8	-5.9
International		481111-2	12/89	226.8	203.0	212.3	-1.0	4.6
Other receipts		481111-SM	12/89	149.7	161.8	162.5	(³)	.4
Scheduled freight air transportation	481112		12/03	109.4	111.5	112.2	5.2	.6
Primary services		481112-P	12/87	135.3	137.9	138.7	5.1	.6
Freight		481112-1	12/87	142.5	145.3	146.2	5.3	.6
Mail		481112-2	12/87	110.1	112.0	112.0	1.4	0
Other receipts		481112-SM	12/03	110.0	113.2	113.2	(³)	0
Nonscheduled air transportation	4812		12/96	148.7	155.8	156.2	7.6	.3
Nonscheduled air transportation	48121		12/96	148.7	155.8	156.2	7.6	.3
Nonscheduled air transportation	481210		06/92	158.8	166.3	166.8	7.7	.3
Primary services		481210-P	12/00	129.2	133.7	133.2	6.7	-.4
Passenger and freight charter, including air taxi		481210-5	12/00	129.2	133.7	133.2	6.7	-.4
Other receipts		481210-SM	06/92	213.2	238.0	245.8	12.4	3.3
Rail transportation	482		12/96	142.6	146.0	148.4	9.5	1.6
Rail transportation	4821		12/96	142.6	146.0	148.4	9.5	1.6
Rail transportation	48211		12/96	142.6	146.0	148.4	9.5	1.6
Line-haul railroads	482111		12/84	159.1	162.8	165.6	9.5	1.7
Primary services		482111-P	12/84	159.1	162.8	165.6	9.5	1.7
Rail transportation, freight (Carload)		482111-1	12/96	145.7	149.4	151.4	9.4	1.3
Rail transportation, freight (Intermodal)		482111-2	12/96	131.0	132.0	138.7	12.5	5.1
Rail transportation, passenger		482111-3	12/96	128.2	131.7	131.7	3.1	0
Coach service class		482111-306	06/05	114.0	117.3	117.3	3.1	0
All other service classes		482111-307	06/05	111.4	114.1	114.1	3.3	0
Water transportation	483		12/03	114.7	114.2	114.4	2.7	.2
Deep sea freight transportation	483111		06/88	231.4	233.2	231.3	-.2	-.8
Primary services		483111-P	06/88	236.4	238.3	236.3	-.2	-.8
Deep sea freight transportation		483111-5	06/88	236.4	238.3	236.3	-.2	-.8
Coastal and Great Lakes freight transport	483113		12/03	130.6	131.3	132.1	7.8	.6
Primary services		483113-P	12/03	129.6	130.5	131.3	8.3	.6
Coastal and intercoastal freight transportation		483113-1	12/03	133.9	134.9	135.4	7.9	.4
Great Lakes - St. Lawrence Seaway freight transportation		483113-2	12/91	135.6	138.9	139.7	14.0	.6
Coastal and intercoastal towing transportation		483113-3	12/03	120.6	119.8	122.3	7.6	2.1
Other receipts		483113-SM	12/03	127.2	124.4	124.4	-3.6	0
Inland water transportation	4832		12/03	152.1	144.2	146.9	-.3	1.9
Inland water transportation	48321		12/03	152.1	144.2	146.9	-.3	1.9
Inland water freight transportation	483211		12/90	193.0	182.9	186.4	-.3	1.9
Primary services		483211-P	12/90	190.8	180.2	183.9	-.3	2.1
Inland waterways freight transportation (except towing)		483211-1	12/03	155.2	144.3	147.9	-1.3	2.5
Inland waterways towing transportation		483211-2	12/03	132.5	134.0	134.0	4.1	0
Other receipts		483211-SM	12/03	180.5	(³)	180.5	.7	(³)
Truck transportation	484		12/03	115.5	117.3	117.7	3.7	.3
General freight trucking	4841		12/03	116.6	118.8	119.4	4.3	.5
General freight trucking, local	48411		12/03	120.4	123.2	123.5	6.1	.2

See footnotes at end of table.

Table 5. Producer price indexes for the net output of selected industries and their products, not seasonally adjusted
—Continued

Industry and product ¹	Industry code	Product code	Index base	Index			Percent change to Dec. 2007 from:	
				Aug. 2007 ²	Nov. 2007 ²	Dec. 2007 ²	Dec. 2006	Nov. 2007
General freight trucking, local	484110		12/03	120.4	123.1	123.4	6.0	0.2
Primary services		484110-P	06/93	133.7	137.1	137.5	6.2	.3
General freight trucking, local		484110-1	06/93	133.7	137.1	137.5	6.2	.3
Other receipts		484110-SM	12/03	120.2	120.2	120.2	5.5	0
General freight trucking, long-distance	48412		12/03	115.8	117.9	118.5	3.9	.5
General freight trucking, long-distance, TL	484121		12/03	113.3	115.0	115.9	3.2	.8
Primary services		484121-P	06/92	128.7	130.8	131.9	3.2	.8
General freight trucking, long-distance, truckload		484121-2	06/92	128.7	130.8	131.9	3.2	.8
Other receipts		484121-SM	12/03	125.6	126.2	126.2	3.8	0
General freight trucking, long-distance, LTL	484122		12/03	121.2	124.0	124.1	5.3	.1
Primary services		484122-P	06/92	205.1	209.1	209.3	4.8	.1
General freight trucking, long-distance, less than truckload		484122-1	06/92	205.1	209.1	209.3	4.8	.1
Other receipts		484122-SM	12/03	118.8	127.1	127.3	12.6	.2
Specialized freight trucking	4842		12/03	113.1	114.2	114.2	2.3	0
Used household and office goods moving	48421		12/03	108.9	109.5	109.9	3.6	.4
Used household and office goods moving	484210		12/03	108.9	109.5	109.9	3.6	.4
Primary services		484210-P	12/03	109.5	110.1	110.7	4.7	.5
Used household and office goods moving, except local		484210-2	06/92	160.8	162.0	163.4	6.2	.9
Used household and office goods moving, local		484210-4	12/03	106.8	106.8	106.8	1.5	0
Other receipts		484210-SM	12/03	110.8	111.5	111.1	.8	-.4
Specialized frgt (exc used) trucking, local	48422		12/03	114.1	114.8	114.4	.8	-.3
Other specialized trucking, local	484220		12/03	114.1	114.8	114.4	.8	-.3
Primary services		484220-P	06/93	139.7	140.6	140.2	.8	-.3
Specialized freight (except used goods) trucking, local		484220-3	06/93	139.7	140.6	140.2	.8	-.3
Other receipts		484220-SM	12/03	105.9	(³)	(³)	(³)	(³)
Specialized frgt (exc used) trucking, ldist	48423		12/03	114.9	116.9	117.1	3.4	.2
Other specialized trucking, long-distance	484230		12/03	114.9	116.9	117.1	3.4	.2
Primary services		484230-P	06/01	116.8	118.8	119.1	3.5	.3
Specialized freight (except used goods) trucking, long-distance		484230-6	06/01	116.8	118.8	119.1	3.5	.3
Other receipts		484230-SM	12/03	119.7	121.7	121.5	3.5	-.2
Pipeline transportation of crude oil	4861		12/03	127.6	127.6	127.6	3.2	0
Pipeline transportation of crude oil	48611		12/03	127.6	127.6	127.6	3.2	0
Pipeline transportation of crude oil	486110		06/86	141.4	141.4	141.4	3.2	0
Primary services		486110-P	06/86	140.9	140.9	140.9	3.2	0
Pipeline transportation of crude oil		486110-3	06/86	136.7	136.7	136.7	3.2	0
Trans-Alaskan Pipeline System transportation		486110-311	06/86	131.8	131.8	131.8	14.9	0
Pipeline transportation of crude petroleum, except on the TAPS		486110-312	06/86	155.0	155.0	155.0	-1.1	0
Other receipts		486110-SM	06/86	149.2	149.2	149.2	3.0	0
Other pipeline transportation	4869		12/03	117.3	117.1	117.4	6.7	.3
Pipeline trans of ref petroleum products	48691		12/03	117.3	117.1	117.4	6.7	.3
Refined petroleum product pipeline transport	486910		06/86	134.2	134.1	134.3	6.7	.1
Primary services		486910-P	06/86	134.5	134.3	134.5	6.7	.1
Pipeline transportation of refined petroleum products		486910-1	06/86	136.4	136.2	136.5	6.7	.2
Transportation support activities	488		12/03	109.6	110.2	110.5	4.0	.3
Air transportation support activities	4881		12/96	141.6	142.9	143.0	4.3	.1
Airport operations	48811		12/03	110.6	110.7	110.6	4.4	-.1
Other airport operations	488119		12/03	110.7	110.7	110.6	4.4	-.1
Primary services		488119-P	06/92	153.5	153.6	153.4	1.9	-.1
Lease space for concessions		488119-1	06/92	153.0	150.3	150.3	1.6	0
Other airport services		488119-4	06/07	101.1	101.3	101.2	(³)	-.1
Other receipts		488119-SM	06/92	164.9	164.9	164.9	8.1	0
Other air transportation support activities	48819		12/03	112.8	114.8	115.1	4.2	.3
Other support activities for air transport	488190		12/03	112.8	114.8	115.1	4.2	.3
Primary services		488190-P	06/92	144.1	146.7	147.1	4.4	.3
Other air transportation support activities		488190-5	06/07	100.0	101.9	102.1	(³)	.2

See footnotes at end of table.

Table 5. Producer price indexes for the net output of selected industries and their products, not seasonally adjusted
—Continued

Industry and product ¹	Industry code	Product code	Index base	Index			Percent change to Dec. 2007 from:	
				Aug. 2007 ²	Nov. 2007 ²	Dec. 2007 ²	Dec. 2006	Nov. 2007
Other support activities for air transport—Continued								
Other receipts		488190-SM	06/92	140.8	142.9	142.9	1.8	0.0
Water transportation support activities	4883		12/03	112.9	114.5	114.6	3.9	.1
Port and harbor operations	48831		12/03	115.1	115.1	115.6	3.9	.4
Port and harbor operations	488310		12/03	115.1	115.1	115.6	3.9	.4
Primary services		488310-P	12/03	116.1	116.1	116.6	4.1	.4
Port and harbor services		488310-1	12/03	116.1	116.1	116.6	4.1	.4
Other receipts		488310-SM	12/03	104.9	106.1	106.1	(³)	0
Marine cargo handling	48832		12/03	109.1	110.7	110.6	2.2	-.1
Marine cargo handling	488320		12/91	122.9	124.6	124.6	2.3	0
Primary services		488320-P	12/91	123.4	125.1	125.1	2.3	0
Movement of containers		488320-8	12/98	109.8	112.0	112.0	3.4	0
Other marine cargo handling		488320-9	12/98	116.6	116.9	116.9	0	0
Other receipts		488320-SM	12/91	130.6	131.8	131.8	2.2	0
Navigational services to shipping	48833		12/03	121.2	124.3	124.2	7.5	-.1
Navigational services to shipping	488330		12/92	159.0	163.0	162.9	7.5	-.1
Primary services		488330-P	12/92	160.7	165.0	164.8	7.6	-.1
Vessel docking and undocking services		488330-3	12/92	145.0	148.6	146.9	4.3	-1.1
Other tugging and towing services		488330-4	12/92	193.3	199.0	202.2	13.5	1.6
Other receipts		488330-SM	12/92	149.6	150.8	152.0	5.4	.8
Freight transportation arrangement	4885		12/96	101.9	101.8	102.3	4.0	.5
Freight transportation arrangement	48851		12/96	101.9	101.8	102.3	4.0	.5
Freight transportation arrangement	488510		12/94	104.0	103.9	104.4	4.0	.5
Primary services		488510-P	12/94	103.8	103.7	104.3	4.1	.6
Freight forwarding		488510-1	12/94	102.6	104.5	106.3	8.4	1.7
Arrangement of freight and cargo n.e.c.		488510-2	12/94	104.9	103.0	102.4	.1	-.6
Postal service	491		06/89	175.5	175.5	175.5	6.6	0
Postal service	4911		06/89	175.5	175.5	175.5	6.6	0
Postal service	49111		06/89	175.5	175.5	175.5	6.6	0
Postal service	491110		06/89	175.5	175.5	175.5	6.6	0
Primary services		491110-P	06/89	175.5	175.5	175.5	6.6	0
First class mail		491110-1	06/89	159.5	159.5	159.5	3.2	0
Letter mail		491110-111	06/89	152.9	152.9	152.9	1.7	0
Post cards		491110-112	06/89	174.5	174.5	174.5	7.3	0
Priority mail		491110-113	06/89	206.7	206.7	206.7	13.8	0
Periodicals (second class mail)		491110-2	06/89	214.8	214.8	214.8	.8	0
In county mail		491110-211	06/89	161.0	161.0	161.0	17.5	0
Regular rate mail		491110-212	06/89	219.0	219.0	219.0	.9	0
Nonprofit rate mail		491110-213	06/89	211.8	211.8	211.8	-3.8	0
Classroom rate mail		491110-214	06/89	145.4	145.4	145.4	-4.9	0
Periodical mailing fees		491110-299	06/89	116.6	116.6	116.6	24.3	0
Standard class A (third class mail)		491110-3	06/89	209.5	209.5	209.5	12.9	0
Regular bulk mail		491110-312	06/89	211.6	211.6	211.6	13.9	0
Nonprofit bulk mail		491110-313	06/89	189.4	189.4	189.4	4.4	0
Standard class A mailing fees		491110-399	06/89	291.7	291.7	291.7	9.4	0
Standard class B (fourth class mail)		491110-4	06/89	198.8	198.8	198.8	14.5	0
Parcel post		491110-411	06/89	224.1	224.1	224.1	19.4	0
Bound printed matter		491110-412	06/89	152.2	152.2	152.2	6.1	0
Special rate mail		491110-413	06/89	173.4	173.4	173.4	10.0	0
Library rate mail		491110-414	06/89	253.6	253.6	253.6	18.0	0
International mail		491110-5	06/89	146.0	146.0	146.0	15.1	0
International air mail		491110-511	06/89	124.8	124.8	124.8	11.0	0
International surface mail		491110-512	06/89	287.1	287.1	287.1	31.3	0
Special services and fees		491110-6	06/89	204.4	204.4	204.4	8.8	0
Special services		491110-611	06/89	208.8	208.8	208.8	9.9	0
Domestic mail fees		491110-612	06/89	178.8	178.8	178.8	4.0	0
Other services and fees		491110-613	06/89	205.2	205.2	205.2	6.9	0
Express mail		491110-912	06/89	185.4	185.4	185.4	12.6	0
Couriers and messengers	492		12/03	132.2	133.8	136.3	13.3	1.9
Couriers	4921		12/03	134.2	135.8	138.5	13.9	2.0

See footnotes at end of table.

Table 5. Producer price indexes for the net output of selected industries and their products, not seasonally adjusted
—Continued

Industry and product ¹	Industry code	Product code	Index base	Index			Percent change to Dec. 2007 from:	
				Aug. 2007 ²	Nov. 2007 ²	Dec. 2007 ²	Dec. 2006	Nov. 2007
Couriers	49211		12/03	134.2	135.8	138.5	13.9	2.0
Couriers	492110		12/03	134.2	135.8	138.5	13.9	2.0
Primary services		492110-P	12/03	134.3	135.9	138.7	14.1	2.1
Standard courier services		492110-1	12/92	199.5	200.5	200.9	11.0	.2
Expedited courier services		492110-2	12/87	197.8	202.1	210.8	18.0	4.3
Domestic expedited courier services		492110-201	12/98	173.0	176.8	186.3	18.7	5.4
International expedited courier services		492110-202	12/98	170.4	174.0	175.5	15.5	.9
Other receipts		492110-SM	12/03	119.7	(³)	(³)	(³)	(³)
Local messengers and local delivery	4922		12/03	108.5	110.3	110.3	2.9	0
Local messengers and local delivery	49221		12/03	108.5	110.3	110.3	2.9	0
Local messengers and local delivery	492210		12/03	108.4	110.3	110.3	2.9	0
Primary services		492210-P	12/92	140.1	142.4	142.5	3.0	.1
Local messengers and local delivery		492210-1	12/92	140.1	142.4	142.5	3.0	.1
Other receipts		492210-SM	12/03	(³)	(³)	(³)	(³)	(³)
Warehousing and storage	493		12/06	101.9	101.9	103.0	3.0	1.1
Warehousing and storage	4931		12/06	101.9	101.9	103.0	3.0	1.1
General warehousing and storage	49311		12/03	106.4	106.4	108.0	3.5	1.5
General warehousing and storage	493110		12/03	106.5	106.5	108.1	3.6	1.5
Primary services		493110-P	06/93	116.2	116.2	118.4	4.2	1.9
General warehousing and storage		493110-1	06/93	116.2	116.2	118.4	4.2	1.9
Other receipts		493110-SM	12/03	119.0	(³)	(³)	(³)	(³)
Refrigerated warehousing and storage	49312		12/03	104.4	104.7	104.4	1.7	-.3
Refrigerated warehousing and storage	493120		12/91	114.7	115.1	114.7	1.7	-.3
Primary services		493120-P	12/91	114.9	115.2	114.9	1.9	-.3
Warehousing and storage of refrigerated goods		493120-2	12/91	115.0	115.4	115.0	1.9	-.3
Other receipts		493120-SM	12/91	115.7	(³)	(³)	(³)	(³)
Farm product warehousing and storage	49313		12/03	104.0	103.9	103.9	-.3	0
Farm product warehousing and storage	493130		12/92	120.9	120.8	120.8	-.3	0
Primary services		493130-P	12/92	121.3	121.1	121.1	.1	0
Warehousing and storage of cotton, wool, and mohair		493130-3	12/92	112.2	111.7	111.7	-.4	0
Warehousing and storage of other farm products		493130-4	06/00	113.4	113.4	113.4	.4	0
Other receipts		493130-SM	12/92	136.2	(³)	(³)	(³)	(³)
Publishing industries, except Internet	511		12/03	108.4	108.6	108.5	1.4	-.1
Newspaper, book, and directory publishers	5111		12/03	112.1	112.8	112.6	3.0	-.2
Newspaper publishers	51111		12/79	450.6	456.4	453.7	2.3	-.6
Newspaper publishers	511110		12/79	450.6	456.5	453.7	2.3	-.6
Primary services		511110-P	12/79	460.7	467.2	464.1	2.2	-.7
Daily and Sunday newspaper subscriptions and single copy sales		511110-1	12/79	311.2	314.9	314.8	2.2	0
Daily and Sunday newspaper advertising sales		511110-2	12/79	516.9	524.0	520.1	2.1	-.7
Weekly and other newspaper subscriptions and single copy sales		511110-3	06/99	117.0	117.0	117.0	-.6	0
Weekly and other newspaper advertising sales		511110-4	06/99	131.1	134.4	132.3	4.3	-1.6
Other receipts		511110-SM	12/79	277.9	277.9	277.9	2.3	0
Periodical publishers	51112		12/79	371.9	371.3	372.3	4.4	.3
Periodical publishers	511120		12/79	371.9	371.3	372.2	4.4	.2
Primary services		511120-P	12/79	387.1	386.4	387.5	4.5	.3
General and consumer periodicals, subscriptions and single copy sales		511120-A	12/06	100.4	100.6	100.9	.9	.3
Specialized business and prof periodicals, subscriptions and single copy sales		511120-3	12/79	421.7	421.7	421.7	11.1	0
Specialized business and prof periodicals, advertising		511120-4	12/79	415.4	415.4	415.4	2.5	0
General and consumer periodicals, advertising		511120-6	12/79	529.0	525.9	528.0	5.1	.4
Other periodicals, including advertising periodicals, nec		511120-9	12/79	253.2	253.2	253.2	1.0	0
Other receipts		511120-SM	12/79	277.2	277.2	277.2	3.7	0
Book publishers	51113		12/84	241.2	242.7	242.7	2.4	0
Book publishers	511130		12/80	328.4	330.5	330.5	2.4	0
Primary services		511130-P	12/80	332.3	334.6	334.5	2.5	0
Mass market rack-size book publishing		511130-A	12/80	241.4	241.4	241.4	0	0
Book club book publishing		511130-B	08/84	(³)	(³)	(³)	(³)	(³)

See footnotes at end of table.

Table 5. Producer price indexes for the net output of selected industries and their products, not seasonally adjusted
—Continued

Industry and product ¹	Industry code	Product code	Index base	Index			Percent change to Dec. 2007 from:	
				Aug. 2007 ²	Nov. 2007 ²	Dec. 2007 ²	Dec. 2006	Nov. 2007
Book publishers—Continued								
Mail order book publishing		511130-C	12/80	195.5	(³)	(³)	(³)	(³)
Adult trade and juvenile book publishing		511130-D	06/88	161.9	163.5	162.7	.5	-.5
Adult trade book publishing		511130-D4	12/80	203.9	204.4	204.4	.2	0
Juvenile book publishing		511130-D5	12/80	236.8	245.7	240.3	1.5	-2.2
Textbook publishing, including teachers' editions		511130-1	12/80	544.3	546.4	547.8	2.6	.3
College textbooks		511130-1C	12/80	546.0	546.0	549.9	5.4	.7
Other textbooks		511130-1D	12/02	125.2	125.9	126.0	1.4	.1
Technical, scientific, and professional book publishing		511130-3	12/80	339.1	345.4	344.4	6.5	-.3
Religious book publishing		511130-4	12/80	211.6	211.6	211.6	.1	0
General reference book publishing		511130-7	12/80	202.5	202.5	202.5	.5	0
Other book publishing, excluding pamphlets		511130-8	04/81	242.3	242.3	242.3	.7	0
Pamphlet publishing (5 to 48 pages)		511130-9	12/80	215.5	215.5	215.5	0	0
Other receipts		511130-SM	12/80	289.9	290.2	291.1	.5	.3
Directory and mailing list publishers	51114		12/03	108.4	108.8	108.9	2.9	.1
Directory and mailing list publishers	511140		12/03	108.4	108.8	108.9	2.9	.1
Primary services		511140-P	12/03	108.4	108.8	108.9	2.8	.1
Telephone directory publishing		511140-1	09/84	260.9	262.4	262.8	2.8	.2
Catalog and directory (except telephone directory) publishing		511140-2	06/84	225.0	225.2	225.2	5.0	0
Business service publication publishing, excluding directories and newsletters		511140-3	06/84	269.4	269.4	269.4	4.6	0
Other directory and mailing list publishing		511140-4	12/03	103.9	103.9	103.9	0	0
Other receipts		511140-SM	12/03	111.0	(³)	(³)	(³)	(³)
Other publishers	51119		12/03	108.2	108.7	108.9	3.8	.2
Greeting card publishers	511191		12/85	193.6	194.9	194.6	2.3	-.2
Primary services		511191-P	12/85	213.8	215.3	215.0	2.4	-.1
Publishers' sales		511191-1	12/85	216.0	217.5	217.2	2.5	-.1
Seasonal cards: counter cards and packaged, including boxed		511191-132	06/03	97.9	99.6	99.2	.7	-.4
Everyday cards: counter cards and packaged, including boxed		511191-134	12/85	230.6	230.6	230.6	3.6	0
Other receipts		511191-SM	12/85	134.7	134.7	134.7	0	0
All other publishers	511199		12/03	114.3	114.4	115.4	7.1	.9
Primary services		511199-P	12/03	114.9	115.0	116.2	7.8	1.0
Other miscellaneous publishing		511199-5	12/03	111.3	111.5	112.6	8.3	1.0
Card publishing, other than greeting cards		511199-5316	12/03	100.0	(³)	(³)	(³)	(³)
Calendar, yearbook, and other miscellaneous publishing		511199-5399	12/03	117.8	117.9	119.9	13.9	1.7
Other receipts		511199-SM	12/03	109.3	109.3	109.3	3.7	0
Software publishers	5112		12/03	99.9	99.2	99.2	-1.1	0
Software publishers	51121		12/03	99.9	99.2	99.2	-1.1	0
Software publishers	511210		12/97	94.4	93.7	93.7	-1.2	0
Primary services		511210-P	12/97	93.9	93.3	93.4	-1.1	.1
Software publishing, except games		511210-5	06/06	99.5	98.9	99.0	-.8	.1
Application software publishing		511210-502	12/97	95.6	95.3	95.7	.8	.4
Desktop and portable device application software publishing		511210-50201	06/06	99.7	99.7	99.6	.2	-.1
Other application software publishing		511210-50202	06/06	100.5	100.1	101.0	1.4	-.9
Technical support, training, and other services related to software publishing		511210-503	12/97	141.7	141.7	141.7	.3	0
Game software publishing		511210-6	12/97	36.5	34.9	(³)	(³)	(³)
Other receipts		511210-SM	12/97	85.3	85.2	83.0	-3.0	-2.6
Broadcasting, except Internet	515		12/03	98.7	102.1	101.2	-2.5	-.9
Radio and television broadcasting	5151		06/01	100.4	102.7	100.1	-3.3	-2.5
Radio broadcasting	51511		12/03	105.7	105.6	104.5	-.9	-1.0
Radio networks	515111		12/03	103.8	103.8	104.7	1.8	.9
Primary services		515111-P	12/03	103.8	103.8	104.7	1.8	.9
Radio network and national syndication time sales and other services		515111-1	12/95	148.0	148.0	149.3	1.8	.9
Radio stations	515112		06/88	193.3	193.1	190.5	-1.4	-1.3
Primary services		515112-P	06/88	199.1	198.9	196.0	-1.6	-1.5
Radio station time sales		515112-1	06/88	199.4	199.2	196.2	-1.6	-1.5
Local radio station time sales		515112-101	12/95	152.1	152.0	149.5	-1.3	-1.6
National and regional radio station time sales		515112-102	12/95	128.8	128.5	127.5	-2.5	-.8
Other receipts		515112-SM	12/03	105.5	105.5	105.5	.9	0
Television broadcasting	51512		12/03	95.1	98.7	95.2	-4.9	-3.5
Television broadcasting	515120		06/01	96.0	99.6	96.1	-4.8	-3.5

See footnotes at end of table.

Table 5. Producer price indexes for the net output of selected industries and their products, not seasonally adjusted

—Continued

Industry and product ¹	Industry code	Product code	Index base	Index			Percent change to Dec. 2007 from:	
				Aug. 2007 ²	Nov. 2007 ²	Dec. 2007 ²	Dec. 2006	Nov. 2007
Television broadcasting—Continued								
Primary services		515120-P	06/01	89.0	92.1	89.2	-4.6	-3.1
Local television station services		515120-1	06/01	95.8	105.4	98.7	-8.0	-6.4
Television station advertising sales		515120-101	06/01	99.7	110.9	103.0	-8.8	-7.1
Network television affiliate services		515120-102	06/01	91.4	91.4	91.4	-1.0	0
Network television and national syndication services		515120-2	06/01	80.6	79.4	79.0	-1.6	-.5
Other receipts		515120-SM	06/01	83.3	(³)	(³)	(³)	(³)
Cable networks	5152		12/03	99.8	103.8	104.0	-2.1	.2
Cable networks	51521		12/03	99.8	103.8	104.0	-2.1	.2
Cable and other subscription programming	515210		12/03	99.8	103.9	104.0	-2.1	.1
Primary services		515210-P	12/03	99.5	103.9	104.0	-2.1	.1
Cable network advertising services		515210-1	06/93	148.6	163.2	163.6	-6.5	.2
Cable network affiliate services		515210-2	06/93	154.5	154.5	154.5	2.2	0
Other receipts		515210-SM	06/07	100.0	(³)	100.0	(³)	(³)
Telecommunications	517		12/03	101.3	101.3	100.9	1.2	-.4
Wired telecommunications carriers	5171		06/99	89.9	89.9	90.0	2.0	.1
Wired telecommunications carriers	51711		12/03	103.6	103.7	103.8	2.2	.1
Wired telecommunications carriers	517110		12/03	103.6	103.7	103.8	2.2	.1
Primary products		517110-P	12/03	103.6	103.7	103.8	2.2	.1
Local service, except private lines		517110-1	12/03	103.7	103.9	103.9	1.2	0
Residence local service		517110-111	12/03	105.8	106.1	106.1	1.7	0
Business local service		517110-112	12/03	101.7	101.7	101.7	.4	0
Coin local service		517110-113	12/03	99.4	99.4	99.4	0	0
Other local service		517110-114	12/03	102.7	102.7	102.7	.6	0
Public switched toll service		517110-2	12/03	105.1	105.1	105.4	5.0	.3
Residence switched toll service		517110-21	12/03	122.4	124.7	124.0	11.8	-.6
Intrastate residence switched toll service		517110-211	12/03	106.8	106.6	107.6	9.2	.9
Interstate residence switched toll service		517110-212	12/03	137.7	145.2	144.6	10.8	-.4
International residence switched toll service		517110-213	12/03	134.6	124.4	120.9	19.8	-2.8
Business switched toll service		517110-22	12/03	82.3	79.7	81.2	-3.9	1.9
Business switched access toll service		517110-221	12/03	83.9	79.1	78.7	-8.4	-.5
Outbound business switched access toll service		517110-2211	12/03	81.2	74.3	74.4	-11.1	.1
Intrastate business switched access toll service, outbound		517110-22111	12/03	94.6	93.4	93.0	-2.0	-.4
Interstate business switched access toll service, outbound		517110-22112	12/03	54.0	45.1	45.3	-20.1	.4
International business switched access toll service, outbound		517110-22113	12/03	46.1	42.8	43.0	-13.8	.5
Inbound business switched access toll service		517110-2212	12/03	87.7	86.2	85.3	-4.2	-1.0
Intrastate business switched access toll service, inbound		517110-22121	12/03	94.4	93.8	93.3	-1.4	-.5
Interstate business switched access toll service, inbound		517110-22122	12/03	76.0	74.3	72.9	-7.6	-1.9
International business switched access toll service, inbound		517110-22123	12/03	63.7	61.5	61.7	3.0	.3
Business special access switched toll service, except private lines		517110-222	12/03	78.8	80.9	86.5	6.3	6.9
Outbound business special access switched toll service		517110-2221	12/03	78.0	80.4	83.9	4.1	4.4
Intrastate business special access switched toll service, outbound		517110-22211	12/03	62.8	64.2	64.2	-1.2	0
Interstate business special access switched toll service, outbound		517110-22212	12/03	69.3	71.7	75.9	5.9	5.9
International business special access switched toll service, outbound		517110-22213	12/03	90.6	90.9	94.4	8.4	3.9
Inbound business special access switched toll service		517110-2222	12/03	79.8	81.2	92.7	12.4	14.2
Intrastate business special access switched toll service, inbound		517110-22221	12/03	81.1	78.7	85.4	5.6	8.5
Interstate business special access switched toll service, inbound		517110-22222	12/03	63.0	65.7	77.0	16.0	17.2
International business special access switched toll service, inbound		517110-22223	12/03	59.9	57.5	56.5	-3.1	-1.7
Other toll service		517110-29	12/03	69.6	68.8	69.0	-3.4	.3
Private line service		517110-3	12/03	102.2	102.3	102.3	.2	0
Intrastate private line service		517110-31	12/03	107.0	107.2	107.2	1.1	0
Other telephone services		517110-9	12/03	101.8	101.8	101.8	.7	0
Wireless telecommunications carriers	5172		12/03	80.2	80.0	78.1	-3.2	-2.4
Wireless telecommunications carriers	51721		12/03	80.2	80.0	78.1	-3.2	-2.4
Paging	517211		12/03	90.5	90.5	90.5	0	0
Primary services		517211-P	06/99	95.1	95.0	95.0	0	0
Paging		517211-1	06/99	95.1	95.0	95.0	0	0
Cellular and other wireless carriers	517212		06/99	73.8	73.5	71.7	-3.5	-2.4
Primary services		517212-P	06/99	73.0	72.7	70.9	-3.4	-2.5
Cellular and other wireless telecommunications		517212-1	06/99	73.0	72.7	70.9	-3.4	-2.5
Cable and other program distribution	5175		12/03	114.1	114.2	114.7	3.6	.4
Cable and other program distribution	51751		12/03	114.1	114.2	114.7	3.6	.4
Cable and other program distribution	517510		12/03	114.1	114.2	114.7	3.6	.4

See footnotes at end of table.

Table 5. Producer price indexes for the net output of selected industries and their products, not seasonally adjusted
—Continued

Industry and product ¹	Industry code	Product code	Index base	Index			Percent change to Dec. 2007 from:	
				Aug. 2007 ²	Nov. 2007 ²	Dec. 2007 ²	Dec. 2006	Nov. 2007
Cable and other program distribution—Continued								
Primary services		517510-P	12/03	114.7	114.8	115.4	4.2	0.5
Cable and satellite subscriber services		517510-1	06/93	153.9	154.0	154.6	4.2	.4
Local cable system advertising services		517510-2	06/93	160.0	160.0	163.7	2.5	2.3
Other receipts		517510-SM	12/03	109.2	109.2	109.2	0	0
ISPs and Web search portals	5181		06/04	72.5	72.3	72.1	-8	-3
ISPs and Web search portals	51811		06/04	72.5	72.3	72.1	-8	-3
Internet service providers	518111		06/04	70.3	70.1	69.8	-9	-4
Primary services		518111-P	06/04	65.5	65.2	65.3	-5	.2
Dial-up and asymmetric DSL Internet access		518111-1	06/04	57.0	57.2	57.2	.4	0
Leased line and symmetric DSL Internet access		518111-2	06/04	77.9	76.9	77.2	-1.3	.4
Other Internet access and related services		518111-3	06/04	89.0	88.2	88.2	-6	0
Other receipts		518111-SM	06/04	97.9	97.8	94.7	-3.2	-3.2
Web search portals	518112		06/04	95.6	95.6	95.6	-1.0	0
Primary services		518112-P	06/04	97.8	97.8	97.8	2.0	0
Web search portal services		518112-1	06/04	97.8	97.8	97.8	2.0	0
Data processing and related services	5182		12/03	100.4	100.4	100.4	.5	0
Data processing and related services	51821		12/03	100.4	100.4	100.4	.5	0
Data processing and related services	518210		12/00	103.7	103.7	103.7	.6	0
Primary services		518210-P	12/00	104.3	104.2	104.3	.8	.1
Business process management services		518210-1	12/00	105.8	105.7	105.8	1.6	.1
Data management and storage, information transformation and other services		518210-4	12/00	105.5	105.5	105.5	.6	0
Hosting, ASP and other IT infrastructure provisioning services		518210-5	12/06	100.1	100.1	100.1	.1	0
Other receipts		518210-SM	12/00	100.3	(³)	100.3	0	(³)
Depository credit intermediation	5221		12/03	115.9	116.2	107.6	-4.9	-7.4
Commercial banking	52211		12/03	117.3	118.1	108.2	-5.4	-8.4
Commercial banking	522110		12/03	117.3	118.1	108.2	-5.4	-8.4
Primary services		522110-P	12/03	117.3	118.1	108.2	-5.4	-8.4
Loan services		522110-1	12/03	126.2	119.0	100.4	-21.1	-15.6
Residential real estate loans, except home equity		522110-101	12/03	65.0	62.2	54.7	-12.8	-12.1
Nonresidential real estate loans		522110-102	12/03	140.1	126.8	99.7	-32.3	-21.4
Home equity loans		522110-103	12/03	184.0	166.4	134.1	-26.6	-19.4
Commercial, industrial, and agricultural loans, except real estate		522110-105	12/03	157.5	149.3	126.7	-21.5	-15.1
New and used auto and truck loans		522110-106	12/03	102.2	101.8	82.2	-9.4	-19.3
Credit cards, overdraft credit, and related plans		522110-107	12/03	124.4	125.4	113.0	-7.2	-9.9
Other loan services		522110-108	12/03	99.4	94.2	84.1	-9.9	-10.7
Deposit services		522110-2	12/03	113.5	122.4	118.3	11.1	-3.3
Trust services		522110-3	12/03	109.1	109.2	111.9	6.8	2.5
Other banking services		522110-4	12/03	106.8	106.7	105.9	-2	-7
Savings institutions	52212		12/03	107.9	105.0	104.5	-1.9	-5
Savings institutions	522120		12/03	107.9	105.0	104.5	-1.9	-5
Primary services		522120-P	12/03	108.1	105.2	104.7	-1.8	-5
Loan services		522120-1	12/03	80.2	70.5	58.8	-28.2	-16.6
Residential real estate loans, except home equity		522120-101	12/03	67.7	61.9	54.6	-23.6	-11.8
Nonresidential real estate loans		522120-102	12/03	115.2	93.5	74.5	-38.9	-20.3
Home equity loans		522120-103	12/03	123.3	105.1	91.5	-21.7	-12.9
Commercial, industrial, and agricultural loans, except real estate		522120-105	12/03	151.9	140.2	110.7	-23.5	-21.0
New and used auto and truck loans		522120-106	12/03	63.3	57.6	47.2	-14.8	-18.1
Other loan services		522120-108	12/03	88.6	87.2	79.8	-11.1	-8.5
Deposit services		522120-2	12/03	142.8	148.8	162.8	18.5	9.4
Other banking services		522120-3	12/03	136.8	138.0	138.0	11.3	0
Security, commodity contracts and like activity	523		12/03	120.4	121.5	122.1	5.2	.5
Scrtcy and comdty contracts intermed and brokerage	5231		06/00	93.3	92.8	94.6	3.4	1.9
Investment banking & securities dealing	52311		12/03	114.7	112.3	116.2	3.9	3.5
Investment banking and securities dealing	523110		12/03	114.6	112.3	116.1	3.8	3.4
Primary services		523110-P	12/03	116.7	113.4	118.2	5.0	4.2
Dealer transactions		523110-2	06/00	66.6	64.7	70.6	11.4	9.1
Dealer transactions, market making in over-the-counter equities		523110-201	06/05	143.4	135.9	142.4	41.7	4.8
Dealer transactions, debt securities and all other trading		523110-202	06/00	96.3	93.8	102.7	10.0	9.5
Investment banking services		523110-3	06/00	123.1	123.1	120.4	.2	-2.2

See footnotes at end of table.

Table 5. Producer price indexes for the net output of selected industries and their products, not seasonally adjusted
—Continued

Industry and product ¹	Industry code	Product code	Index base	Index			Percent change to Dec. 2007 from:	
				Aug. 2007 ²	Nov. 2007 ²	Dec. 2007 ²	Dec. 2006	Nov. 2007
Investment banking and securities dealing—Continued								
Other securities dealing services		523110-4	12/03	146.5	131.7	129.2	-11.0	-1.9
Securities brokerage	52312		12/03	109.9	110.8	111.6	3.1	.7
Securities brokerage	523120		12/03	109.8	110.7	111.4	3.1	.6
Primary services		523120-P	12/03	111.3	113.1	114.0	4.8	.8
Brokerage services		523120-1	06/00	103.5	104.4	106.3	6.3	1.8
Brokerage services, exchange-listed equities		523120-101	06/00	104.1	104.7	104.1	1.3	-6
Brokerage services, all other securities		523120-102	06/00	102.4	103.7	108.8	13.3	4.9
Other securities related services including margin lending and mutual fund sales		523120-4	06/00	86.8	89.1	88.5	2.5	-7
Other receipts		523120-SM	12/03	100.1	97.1	97.1	-5.0	0
Portfolio management	52392		12/03	138.1	142.4	139.5	9.1	-2.0
Portfolio management	523920		06/02	136.3	140.6	137.7	9.1	-2.1
Primary services		523920-P	06/02	143.9	148.4	145.3	9.5	-2.1
Mutual fund management		523920-1	06/02	154.1	160.1	155.6	10.9	-2.8
Private portfolio management		523920-2	06/02	136.4	140.0	137.8	8.7	-1.6
Investment advice	52393		12/03	127.1	133.0	133.0	4.7	0
Investment advice	523930		12/03	127.1	132.9	132.9	4.6	0
Primary services		523930-P	06/02	132.6	138.7	138.7	3.9	0
Investment advice		523930-1	06/02	132.6	138.7	138.7	3.9	0
Insurance carriers and related activities	524		12/03	107.7	107.8	108.0	1.0	.2
Insurance carriers	5241		12/03	107.7	107.9	108.0	.9	.1
Direct life/health/medical insurance carriers	52411		12/03	109.6	109.8	110.0	1.5	.2
Direct life insurance carriers	524113		12/98	107.2	107.0	107.1	-.1	.1
Primary services		524113-P	12/98	107.0	106.8	106.9	-.1	.1
Life insurance policies		524113-1	12/98	103.2	103.0	103.0	0	0
Individual life insurance policies		524113-101	12/98	107.5	107.5	107.5	.5	0
Term life insurance policies		524113-10101	12/98	108.3	108.3	108.3	2.0	0
Whole life insurance policies		524113-10102	12/98	109.9	109.9	110.0	.5	.1
Universal life insurance policies		524113-10103	12/98	106.4	106.4	106.4	0	0
Other individual life insurance policies		524113-10104	12/98	106.7	107.5	107.5	.7	0
Group life insurance policies		524113-102	12/98	94.8	93.7	93.7	-2.4	0
Annuities		524113-2	12/98	126.3	126.3	126.6	1.3	.2
Variable deferred annuities		524113-201	12/98	140.9	141.1	141.1	1.5	0
Fixed-rate deferred annuities		524113-202	12/98	120.8	120.7	121.5	1.8	.7
Immediate annuities		524113-203	12/98	116.2	116.2	116.2	-.3	0
Disability insurance policies		524113-3	06/06	97.9	97.9	97.9	-2.1	0
Direct health and medical insurance carriers	524114		12/02	125.3	125.7	126.1	2.6	.3
Primary services		524114-P	12/02	126.5	126.9	127.2	2.6	.2
Medical service plans		524114-1	12/02	129.6	130.1	130.4	2.6	.2
Comprehensive medical service plans		524114-101	12/02	127.8	128.2	128.6	2.4	.3
Group managed care medical service plans		524114-10101	12/02	126.4	127.0	127.3	2.2	.2
Group fee-for-service medical service plans		524114-10102	12/02	130.7	130.9	130.9	2.5	0
Individual comprehensive medical service plans		524114-10103	12/02	172.4	172.7	175.2	11.0	1.4
Non-comprehensive medical service plans		524114-103	06/07	100.2	100.6	100.8	(³)	.2
Dental service plans		524114-10301	12/02	114.1	114.3	114.6	1.1	.3
Supplemental Medicare service plans		524114-10302	12/02	110.0	110.9	110.9	1.6	0
Other medical service plans		524114-10303	12/02	136.3	136.7	136.8	1.5	.1
Health insurance		524114-2	12/02	106.9	106.3	107.4	2.9	1.0
Other direct insurance carriers	52412		12/98	122.0	122.2	122.2	.1	0
Direct property and casualty insurers	524126		06/98	122.1	122.3	122.3	.1	0
Primary services		524126-P	06/98	122.2	122.4	122.4	.1	0
Private passenger auto insurance		524126-1	06/98	125.1	125.5	125.9	-.2	.3
Homeowner's insurance		524126-2	06/98	157.5	157.6	157.6	2.1	0
Commercial auto insurance		524126-3	06/98	114.0	113.9	113.2	-1.1	-.6
Non-auto liability insurance		524126-4	06/98	114.6	114.2	114.2	-.1	0
Medical malpractice insurance		524126-402	06/98	126.4	126.4	126.4	.4	0
Product and other non-auto liability insurance		524126-403	06/98	111.2	110.7	110.8	-.2	.1
Commercial multiple peril insurance		524126-5	06/98	110.9	111.2	109.9	-1.1	-1.2
Worker's compensation insurance		524126-6	06/98	116.1	115.9	115.5	.3	-.3
Other property and casualty insurance		524126-7	12/03	102.7	102.7	102.7	.8	0
Insurance agencies and brokerages	52421		12/03	102.9	103.1	103.1	.4	0

See footnotes at end of table.

Table 5. Producer price indexes for the net output of selected industries and their products, not seasonally adjusted
—Continued

Industry and product ¹	Industry code	Product code	Index base	Index			Percent change to Dec. 2007 from:	
				Aug. 2007 ²	Nov. 2007 ²	Dec. 2007 ²	Dec. 2006	Nov. 2007
Insurance agencies and brokerages	524210		12/02	106.5	106.7	106.7	0.4	0.0
Primary services		524210-P	12/02	106.9	107.1	107.1	.4	0
Sale of property and casualty insurance		524210-11	12/02	105.3	105.4	105.4	0	0
Sale of private passenger auto insurance		524210-111	12/02	101.1	101.1	101.1	0	0
Sale of homeowner's insurance		524210-112	12/02	107.5	107.8	107.8	.6	0
Sale of other property and casualty insurance		524210-113	12/02	108.5	108.5	108.5	0	0
Sale of life insurance and annuities		524210-12	12/02	101.4	101.4	101.4	.1	0
Sale of health insurance		524210-13	12/02	119.3	121.0	121.0	3.2	0
Sale of other insurance		524210-14	12/02	100.3	100.3	100.3	0	0
Other receipts		524210-SM	12/02	101.3	101.3	101.3	0	0
Lessors of nonres bldg (exc miniwarehouse)	53112		12/03	107.9	107.7	109.8	1.7	1.9
Lessors of nonresidential buildings	531120		12/95	126.3	126.0	128.5	1.7	2.0
Primary services		531120-P	12/95	122.9	122.6	125.3	1.1	2.2
Lessors of shopping centers and retail stores		531120-1	12/95	112.0	115.7	117.9	-2.0	1.9
Leasing of open shopping centers		531120-104	12/02	109.8	109.9	109.9	0	0
Leasing of enclosed shopping centers		531120-105	12/02	98.5	108.9	115.2	-5.7	5.8
Lessors of professional and office buildings		531120-2	12/95	126.7	127.7	132.6	6.2	3.8
Lessors of manufacturing and industrial buildings		531120-3	12/95	125.5	127.2	129.4	-3.3	1.7
Lessors of other nonresidential buildings and facilities		531120-7	12/02	144.3	104.2	93.0	-14.1	-10.7
Other receipts		531120-SM	12/95	165.3	(³)	165.3	5.0	(³)
Lessors of miniwarehouse and self storage units	53113		12/03	113.8	110.9	109.9	.9	-.9
Miniwarehouse and self-storage unit operators	531130		12/03	113.8	110.9	109.9	.9	-.9
Primary services		531130-P	06/93	171.8	167.3	165.7	.9	-1.0
Miniwarehouse and self-storage unit operators		531130-1	06/93	171.8	167.3	165.7	.9	-1.0
Other receipts		531130-SM	12/03	112.0	112.0	112.0	0	0
Offices of real estate agents and brokers	5312		12/03	111.1	110.5	109.8	-.8	-.6
Offices of real estate agents and brokers	53121		12/03	111.1	110.5	109.8	-.8	-.6
Offices of real estate agents and brokers	531210		12/03	111.0	110.4	109.7	-.8	-.6
Primary services		531210-P	12/03	110.7	110.1	109.3	-.9	-.7
Real estate brokerage, residential property sales and rental		531210-1	12/95	146.5	145.5	144.1	-1.2	-1.0
Real estate brokerage, nonresidential property sales and rental including land sales and renta		531210-6	12/06	100.0	100.0	100.0	0	0
Other receipts		531210-SM	12/03	116.6	(³)	(³)	(³)	(³)
Real estate property managers	53131		12/03	103.2	104.4	103.5	.6	-.9
Residential property managers	531311		12/03	106.0	106.9	105.1	.3	-1.7
Primary services		531311-P	12/03	107.4	108.5	106.2	.4	-2.1
Residential property managers		531311-1	12/95	112.1	113.4	111.0	.4	-2.1
Other receipts		531311-SM	12/03	99.4	99.4	(³)	(³)	(³)
Nonresidential property managers	531312		12/03	98.9	100.3	100.9	1.0	.6
Primary services		531312-P	12/03	98.9	100.3	100.9	1.0	.6
Nonresidential property managers		531312-1	12/95	109.8	111.4	112.0	1.0	.5
Offices of real estate appraisers	531320		12/03	106.0	106.2	106.0	-3.5	-.2
Primary services		531320-P	12/03	102.3	102.6	102.3	-3.0	-.3
Offices of real estate appraisers		531320-1	12/95	109.4	109.6	109.4	-3.0	-.2
Automotive equipment rental and leasing	5321		06/01	122.3	119.1	117.8	-3.0	-1.1
Passenger car rental and leasing	53211		12/03	113.8	110.8	108.8	-3.2	-1.8
Passenger car rental	532111		12/91	167.1	162.8	159.8	-3.2	-1.8
Primary services		532111-P	12/91	165.2	160.7	157.5	-3.6	-2.0
Standard passenger car rental		532111-2	12/91	171.7	167.1	162.7	-2.4	-2.6
Passenger car rental for business travel		532111-211	12/98	111.6	116.3	116.2	6.1	-.1
Passenger car rental for leisure travel		532111-221	12/98	163.5	150.3	142.9	-9.2	-4.9
Replacement passenger car rental		532111-3	12/91	154.5	149.6	150.4	-8.1	.5
Other receipts		532111-SM	12/91	200.6	198.3	198.3	.5	0
Truck, utility trailer and RV rental and leasing	53212		12/03	109.0	106.2	106.4	-2.6	.2
Truck, utility trailer and RV rental and leasing	532120		06/91	125.1	122.0	122.2	-2.5	.2
Primary services		532120-P	06/91	121.5	117.9	118.3	-3.7	.3
Truck rental		532120-1	06/91	132.8	118.1	118.2	-10.4	.1
Truck leasing		532120-4	06/91	115.0	118.2	119.0	.7	.7
Truck tractor rental and/or leasing		532120-5	06/07	100.0	100.2	100.1	(³)	-.1
Truck trailer, utility trailer, and RV rental and/or leasing		532120-6	06/07	99.2	99.5	99.3	(³)	-.2
Other receipts		532120-SM	06/91	142.0	142.4	141.6	5.3	-.6

See footnotes at end of table.

Table 5. Producer price indexes for the net output of selected industries and their products, not seasonally adjusted
—Continued

Industry and product ¹	Industry code	Product code	Index base	Index			Percent change to Dec. 2007 from:	
				Aug. 2007 ²	Nov. 2007 ²	Dec. 2007 ²	Dec. 2006	Nov. 2007
Other heavy machinery rental and leasing	532412		12/03	118.1	118.6	118.9	0.9	0.3
Primary services		532412-P	12/03	118.0	118.4	118.7	1.0	.3
Construction equipment rental and leasing		532412-1	12/03	113.7	114.2	114.6	1.2	.4
Oilfield and well drilling equipment rental and leasing		532412-2	12/03	132.6	132.7	132.7	.3	0
Other receipts		532412-SM	12/03	118.1	119.8	119.8	.6	0
Legal services	5411		12/96	153.8	155.2	155.0	5.5	-.1
Offices of lawyers	54111		12/96	153.8	155.2	155.0	5.5	-.1
Offices of lawyers	541110		12/96	153.8	155.2	155.0	5.5	-.1
Primary services		541110-P	12/96	153.4	154.7	154.6	5.5	-.1
Corporate legal services		541110-1	12/96	172.4	173.9	173.8	8.1	-.1
Real estate legal services		541110-2	12/96	147.6	148.1	148.1	4.3	0
Civil negligence legal services		541110-3	12/96	135.2	135.7	135.7	3.7	0
Defendant representation		541110-301	12/96	161.5	162.5	162.5	5.5	0
Plaintiff representation		541110-302	12/96	104.1	104.1	104.1	.6	0
Banking and commercial legal services		541110-4	12/96	177.3	179.3	179.2	5.3	-.1
Insurance legal services		541110-5	12/96	132.8	133.4	133.4	3.4	0
Wills, estate planning, and probate		541110-6	12/96	159.5	161.2	161.1	4.3	-.1
Other legal services		541110-7	12/96	155.1	157.0	156.7	6.3	-.2
Offices of certified public accountants	541211		12/03	112.6	113.5	113.7	3.3	.2
Primary services		541211-P	12/03	112.8	113.6	113.9	3.5	.3
Auditing		541211-4	06/95	151.7	153.1	152.3	-.8	-.5
Tax preparation and planning		541211-5	06/95	141.2	141.2	143.7	4.4	1.8
Compilation and review		541211-6	06/95	151.1	153.6	153.1	7.2	-.3
Bookkeeping and billing services		541211-7	12/02	107.2	108.0	108.0	3.1	0
Multiple services transactions and other accounting services		541211-8	06/95	132.7	133.1	132.8	8.5	-.2
Other receipts		541211-SM	12/03	110.7	112.1	(³)	(³)	(³)
Other accounting services	541219		12/03	106.0	105.9	106.0	.2	.1
Primary services		541219-P	12/03	106.1	106.0	106.1	.1	.1
Other accounting services		541219-1	12/03	106.1	106.0	106.1	.1	.1
Architectural, engineering and related services	5413		12/96	140.8	140.5	141.0	3.4	.4
Architectural services	54131		12/03	109.7	110.0	110.0	3.1	0
Architectural services	541310		12/96	132.5	132.8	132.8	3.1	0
Primary services		541310-P	12/96	136.8	137.1	137.1	3.4	0
Residential dwelling architecture		541310-1	12/96	148.9	148.9	148.9	2.4	0
Commercial and industrial architecture		541310-2	12/96	135.5	135.7	135.7	3.3	0
Public and institutional facility architecture		541310-3	12/96	133.4	133.7	133.7	2.7	0
Architectural advisory and predesign services		541310-5	06/03	117.6	117.6	117.6	6.3	0
Other architectural services		541310-6	12/96	131.7	134.4	134.4	7.9	0
Other receipts		541310-SM	12/96	160.7	160.9	160.8	.7	-.1
Engineering services	54133		12/03	112.9	112.6	113.0	3.4	.4
Engineering services	541330		12/96	142.5	142.1	142.7	3.4	.4
Primary services		541330-P	12/96	140.9	140.4	141.0	3.8	.4
Building-related engineering		541330-1	12/96	138.5	138.7	138.6	4.0	-.1
Nonbuilding-related engineering		541330-2	12/96	140.1	138.8	140.3	3.5	1.1
Other receipts		541330-SM	12/96	149.5	149.5	149.5	1.4	0
Management and technical consulting services	5416		06/06	102.4	103.4	103.1	2.2	-.3
Management consulting services	54161		06/06	102.4	103.4	103.1	2.2	-.3
Management consulting services	541610		06/06	102.4	103.4	103.1	2.2	-.3
Primary services		541610-P	06/06	102.5	103.6	103.3	2.3	-.3
Administrative and general management consulting services		541610-1	06/06	103.0	104.9	104.4	3.0	-.5
Human resources and executive search consulting services		541610-2	06/06	101.0	101.0	101.0	.2	0
Executive search consulting services		541610-21	12/06	100.0	100.0	100.0	0	0
All other human resources consulting services		541610-22	06/06	101.9	101.9	101.9	.3	0
Marketing consulting services		541610-3	06/06	103.0	103.0	103.0	3.0	0
Process, physical distribution and logistics consulting services		541610-4	06/06	101.0	101.0	101.0	1.0	0
Other management consulting services		541610-8	06/06	102.3	101.6	101.6	.3	0
Other receipts		541610-SM	06/06	100.7	100.7	100.7	.7	0
Advertising agencies	54181		12/03	105.1	105.1	105.1	.4	0
Advertising agencies	541810		06/95	127.4	127.4	127.4	.3	0
Primary services		541810-P	06/95	128.3	128.3	128.3	.3	0
Ad creation, billed separately		541810-1	06/95	127.4	127.4	127.4	.2	0
Media placement, incl. ad creation not billed separately		541810-2	06/95	127.0	127.0	127.0	.5	0

See footnotes at end of table.

Table 5. Producer price indexes for the net output of selected industries and their products, not seasonally adjusted
—Continued

Industry and product ¹	Industry code	Product code	Index base	Index			Percent change to Dec. 2007 from:	
				Aug. 2007 ²	Nov. 2007 ²	Dec. 2007 ²	Dec. 2006	Nov. 2007
Advertising agencies—Continued								
Newspapers		541810-201	06/95	181.5	181.5	181.5	1.3	0.0
Periodicals		541810-202	06/95	131.1	131.1	131.1	.3	0
Television		541810-203	06/95	117.5	117.5	117.5	-3	0
Radio, Internet, and other media placements		541810-204	06/95	116.7	116.7	116.7	.5	0
Other receipts		541810-SM	06/95	123.2	123.2	123.2	0	0
Employment services	5613		12/96	121.9	122.3	122.2	1.2	-.1
Employment placement agencies	56131		12/03	106.1	106.1	106.7	2.6	.6
Employment placement agencies	561310		12/03	106.1	106.1	106.7	2.6	.6
Primary services		561310-P	12/03	107.3	107.3	108.2	3.9	.8
Contingency payment recruiting		561310-1	12/01	99.9	99.9	101.0	4.3	1.1
Information technology		561310-111	12/01	104.0	104.0	104.0	4.7	0
Engineering, manufacturing, and technology		561310-121	06/94	105.4	105.4	108.5	16.7	2.9
Accounting and financial		561310-131	06/94	109.9	109.9	109.9	3.4	0
Sales and marketing		561310-141	06/94	96.8	96.8	96.8	0	0
Operations, administration, and human resources		561310-151	12/01	108.9	108.9	108.9	.1	0
Other occupations		561310-161	06/94	109.1	109.2	112.4	4.2	2.9
Internet recruiting services		561310-2	12/01	137.7	137.7	137.7	2.5	0
Other receipts		561310-SM	12/03	103.1	103.1	103.1	.5	0
Temporary help services	56132		12/03	109.6	110.4	110.1	1.9	-.3
Temporary help services	561320		12/03	109.6	110.4	110.1	1.9	-.3
Primary services		561320-P	06/94	126.6	127.5	127.1	1.8	-.3
Office and clerical occupations		561320-1	06/94	130.8	132.4	131.3	-1.0	-.8
Light and heavy industrial occupations		561320-2	06/94	127.1	127.8	127.6	2.1	-.2
Technical and professional occupations		561320-3	06/94	83.2	84.0	84.3	8.4	.4
Medical personnel occupations		561320-4	06/94	140.1	141.6	141.6	2.5	0
Other temporary help supply services		561320-5	06/94	131.8	130.9	130.9	2.4	0
Other receipts		561320-SM	12/03	118.1	118.1	118.1	0	0
Employee leasing services	56133		12/03	107.7	107.7	107.7	.4	0
Professional employer organizations	561330		12/03	107.7	107.7	107.7	.4	0
Primary services		561330-P	06/94	139.2	139.2	139.2	.4	0
Employee leasing services		561330-1	06/94	139.2	139.2	139.2	.4	0
Travel agencies	56151		12/03	101.0	101.3	101.2	2.1	-.1
Travel agencies	561510		12/89	113.1	113.4	113.4	2.2	0
Primary services		561510-P	12/89	113.3	113.7	113.6	2.3	-.1
Airline arrangements		561510-1	12/89	96.5	97.1	97.6	4.7	.5
Domestic flights		561510-111	12/89	106.6	107.5	107.5	2.4	0
Business domestic airline bookings		561510-11101	06/02	94.1	94.1	94.1	.6	0
Leisure domestic airline bookings		561510-11102	06/02	92.2	93.6	93.6	3.8	0
International flights		561510-112	12/89	61.1	61.3	62.1	8.2	1.3
Business international airline bookings		561510-11201	06/02	98.6	98.6	101.5	3.6	2.9
Leisure international airline bookings		561510-11202	06/02	101.0	101.8	101.8	11.6	0
Other travel arrangements, except airline		561510-2	12/89	160.0	160.1	159.4	.8	-.4
Hotel and car rental bookings		561510-211	12/89	175.5	167.7	167.7	1.0	0
Cruise and tour bookings		561510-222	06/02	100.4	102.2	101.4	1.2	-.8
Other travel arrangements and service fees		561510-233	06/02	108.7	108.2	108.2	-.6	0
Other receipts		561510-SM	06/02	115.5	(³)	(³)	(³)	(³)
Security guards and patrol services	561612		12/04	104.0	104.5	105.0	2.0	.5
Primary services		561612-P	12/04	104.1	104.6	105.1	2.0	.5
Security guards and patrol services		561612-1	12/04	104.1	104.6	105.1	2.0	.5
Other receipts		561612-SM	12/04	100.0	(³)	(³)	(³)	(³)
Janitorial services	56172		12/03	105.5	105.8	106.1	1.2	.3
Janitorial services	561720		12/94	124.8	125.2	125.5	1.2	.2
Primary services		561720-P	12/94	124.9	125.4	125.3	1.0	-.1
Nonresidential cleaning services		561720-3	06/03	103.9	104.3	104.3	1.2	0
Residential cleaning services		561720-4	06/03	125.1	125.1	125.1	.1	0
Other receipts		561720-SM	12/94	119.9	119.9	127.1	5.7	6.0
Waste collection	5621		12/03	107.9	109.6	107.7	1.6	-1.7
Waste collection	56211		12/03	107.9	109.6	107.7	1.6	-1.7
Solid waste collection	562111		12/03	107.9	109.6	107.7	1.6	-1.7
Primary services		562111-P	06/93	146.2	148.5	145.5	1.4	-2.0
Solid waste collection		562111-2	06/93	146.2	148.5	145.5	1.4	-2.0

See footnotes at end of table.

Table 5. Producer price indexes for the net output of selected industries and their products, not seasonally adjusted
—Continued

Industry and product ¹	Industry code	Product code	Index base	Index			Percent change to Dec. 2007 from:	
				Aug. 2007 ²	Nov. 2007 ²	Dec. 2007 ²	Dec. 2006	Nov. 2007
Solid waste collection—Continued								
Other receipts		562111-SM	12/03	105.4	106.8	108.1	(³)	1.2
Computer training	61142		06/06	104.1	104.5	104.5	4.0	0
Computer training	611420		06/06	104.1	104.5	104.5	4.0	0
Primary services		611420-P	06/06	104.1	104.6	104.6	4.1	0
Computer training		611420-1	06/06	104.1	104.6	104.6	4.1	0
Other receipts		611420-SM	06/06	101.8	103.2	103.0	2.4	-2
Offices of physicians	6211		12/96	122.2	123.0	122.9	4.2	-1
Offices of physicians	62111		12/96	122.2	123.0	122.9	4.2	-1
Offices of physicians, except mental health	621111		12/93	131.8	132.7	132.6	4.2	-1
Primary services		621111-P	12/93	131.9	132.8	132.7	4.2	-1
One and two physician practices and single specialty group practices		621111-4	12/93	129.7	130.6	130.6	3.7	0
General/family practice		621111-411	12/93	142.9	142.5	142.9	6.4	.3
Internal medicine		621111-412	12/99	121.0	121.0	121.0	11.1	0
General surgery and other surgical specialties		621111-413	12/99	103.2	103.2	103.2	-2	0
Pediatrics		621111-414	12/93	188.8	189.4	188.8	1.1	-.3
Obstetrics/gynecology		621111-415	12/93	134.9	134.9	134.9	1.7	0
Other specialty		621111-419	12/99	112.2	115.7	115.5	1.7	-.2
Multispecialty group practice		621111-5	12/93	142.6	142.7	142.7	7.4	0
Medical and diagnostic laboratories	6215		12/03	107.7	107.5	107.8	3.1	.3
Medical and diagnostic laboratories	62151		12/03	107.7	107.5	107.8	3.1	.3
Medical laboratories	621511		12/03	108.1	108.0	108.2	2.0	.2
Primary services		621511-P	06/94	128.8	128.7	129.0	2.1	.2
Medical laboratory services		621511-2	06/94	128.8	128.7	129.0	2.1	.2
Diagnostic imaging centers	621512		12/03	106.6	106.3	106.6	4.7	.3
Primary services		621512-P	06/94	111.9	111.7	111.9	4.7	.2
Diagnostic imaging services		621512-4	06/94	111.9	111.7	111.9	4.7	.2
Other receipts		621512-SM	12/03	(³)	(³)	(³)	(³)	(³)
Home health care services	6216		12/96	123.9	125.0	124.9	2.1	-1
Home health care services	62161		12/96	123.9	125.0	124.9	2.1	-1
Home health care services	621610		12/96	123.9	125.0	125.0	2.2	0
Primary services		621610-P	12/96	120.0	121.1	121.1	2.2	0
Public payors		621610-3	12/03	105.7	106.7	106.7	2.7	0
Medicare payors		621610-31	12/96	122.7	123.7	123.8	1.6	.1
Non-Medicare public payors		621610-32	12/03	106.7	107.8	107.8	3.6	0
Private payors		621610-4	12/03	102.3	103.2	103.1	1.2	-1
Other receipts		621610-SM	12/96	193.1	193.2	193.2	1.9	0
All other ambulatory health care services	62199		06/06	103.8	104.5	104.3	3.3	-2
Blood and organ banks	621991		06/06	103.8	104.5	104.3	3.3	-2
Primary services		621991-P	06/06	103.6	104.3	104.1	3.1	-.2
Human blood services		621991-1	06/06	103.1	103.8	103.6	2.7	-.2
Human red blood and whole blood services		621991-12	06/06	103.6	104.1	104.0	3.1	-1
Human blood plasma services		621991-13	06/06	102.3	103.1	102.9	2.5	-.2
Human blood platelet and other blood services		621991-14	06/06	102.6	103.7	103.3	1.5	-.4
Human organ, bone, tissue, and other bank services		621991-2	06/06	105.9	106.5	106.4	5.2	-1
Other receipts		621991-SM	06/06	106.7	108.0	107.5	6.3	-.5
Hospitals	622		12/92	158.0	161.4	160.9	3.1	-.3
General medical and surgical hospitals	6221		12/03	114.6	117.2	116.8	3.2	-.3
General medical and surgical hospitals	62211		12/03	114.6	117.2	116.8	3.2	-.3
General medical and surgical hospitals	622110		12/92	158.1	161.7	161.1	3.1	-.4
Primary services		622110-P	12/92	160.6	164.4	163.8	3.5	-.4
Medicare patients		622110-2	12/92	141.0	146.8	145.6	4.0	-.8
Medicaid patients		622110-4	12/92	135.6	136.0	136.0	1.6	0
All other patients		622110-6	12/92	177.8	181.3	180.9	3.7	-.2
Diseases and disorders of the nervous system		622110-601	12/92	173.2	174.3	174.2	1.3	-1
Diseases and disorders of the ear, nose, mouth, and throat		622110-603	12/92	165.1	169.5	169.6	5.5	.1
Diseases and disorders of the respiratory system		622110-604	12/92	170.9	171.1	171.4	1.8	.2
Diseases and disorders of the circulatory system		622110-605	12/92	179.8	184.1	183.8	4.8	-.2
Diseases and disorders of the digestive system		622110-606	12/92	186.7	190.7	189.9	3.9	-.4

See footnotes at end of table.

Table 5. Producer price indexes for the net output of selected industries and their products, not seasonally adjusted
—Continued

Industry and product ¹	Industry code	Product code	Index base	Index			Percent change to Dec. 2007 from:	
				Aug. 2007 ²	Nov. 2007 ²	Dec. 2007 ²	Dec. 2006	Nov. 2007
General medical and surgical hospitals—Continued								
Diseases and disorders of the hepatobiliary system and pancreas		622110-607	12/92	199.7	204.0	203.6	3.2	-0.2
Diseases and disorders of the musculoskeletal system and connective tissue		622110-608	12/92	171.9	174.7	174.7	4.2	0
Diseases and disorders of the skin, subcutaneous tissue and breast		622110-609	12/92	183.6	187.7	189.7	2.3	1.1
Endocrine, nutritional, and metabolic diseases and disorders		622110-611	12/92	166.5	166.8	167.1	2.4	.2
Diseases and disorders of the kidney and urinary tract		622110-612	12/92	191.9	195.1	195.1	6.0	0
Diseases and disorders of the male reproductive system		622110-613	12/92	222.5	221.5	222.5	1.2	.5
Diseases and disorders of the female reproductive system		622110-614	12/92	187.0	203.3	202.6	13.8	-3
Pregnancy, childbirth, and the puerperium		622110-615	12/92	187.2	188.8	187.7	1.3	-6
Newborns and other neonates with conditions originating in the perinatal period		622110-616	12/92	181.5	186.5	185.2	3.0	-7
Diseases and disorders of the blood and blood forming organs and immun. diseases		622110-617	12/92	220.4	231.4	228.7	4.2	-1.2
Myeloproliferative diseases and disorders, and poorly differentiated neoplasms		622110-618	12/92	151.7	152.5	152.5	4.1	0
Infectious and parasitic diseases (systemic or unspecified sites)		622110-619	12/92	147.8	148.2	148.2	1.0	0
Alcohol/drug use and alcohol/drug induced organic mental disorders		622110-622	12/92	197.6	213.5	213.5	8.0	0
Injuries, poisonings, and toxic effects of drugs		622110-623	12/92	149.1	149.2	149.2	2.3	0
Factors influencing health status and other contacts with health services		622110-625	12/92	156.9	156.9	156.9	1.2	0
Multiple significant trauma		622110-626	12/00	124.2	132.7	132.1	8.0	-.5
Human immunodeficiency virus infections		622110-627	12/00	126.8	128.0	125.3	.4	-2.1
Other diseases and disorders		622110-628	12/03	107.5	108.8	108.8	1.4	0
Other receipts		622110-SM	12/92	136.0	136.0	136.0	-2.4	0
Psychiatric and substance abuse hospitals	6222		12/03	110.5	111.2	111.1	2.8	-.1
Psychiatric and substance abuse hospitals	62221		12/03	110.5	111.2	111.1	2.8	-.1
Psychiatric and substance abuse hospitals	622210		12/92	130.1	131.1	130.9	2.7	-.2
Primary services		622210-P	12/92	130.1	131.0	130.9	2.7	-.1
Psychiatric hospitals		622210-3	12/92	130.5	131.5	131.3	2.9	-.2
Substance abuse hospitals		622210-5	12/92	139.5	139.5	139.5	.7	0
Other specialty hospitals	6223		12/03	127.1	127.1	127.1	1.0	0
Other specialty hospitals	62231		12/03	127.1	127.1	127.1	1.0	0
Other specialty hospitals	622310		12/92	190.5	190.5	190.5	1.0	0
Primary services		622310-P	12/92	219.2	219.2	219.2	1.0	0
Specialty, except psychiatric and substance abuse, hospitals		622310-6	12/92	219.2	219.2	219.2	1.0	0
Nursing care facilities	6231		12/03	115.7	115.5	116.2	4.9	.6
Nursing care facilities	62311		12/03	115.7	115.5	116.2	4.9	.6
Nursing care facilities	623110		12/94	175.5	175.3	176.3	4.9	.6
Primary services		623110-P	12/94	176.2	176.1	177.1	4.9	.6
Public payors		623110-1	12/94	173.1	172.9	174.1	4.7	.7
Private payors		623110-3	12/94	181.6	181.5	182.4	5.1	.5
Other receipts		623110-SM	12/94	144.5	144.5	144.5	4.3	0
Residential mental retardation facilities	62321		12/03	113.2	113.4	114.3	3.9	.8
Residential mental retardation facilities	623210		12/03	113.2	113.4	114.3	3.9	.8
Primary services		623210-P	12/03	113.5	113.7	114.7	4.0	.9
Residential mental retardation services		623210-1	12/03	113.5	113.7	114.7	4.0	.9
Other receipts		623210-SM	07/06	101.6	(³)	101.6	(³)	(³)
Amusement and theme parks	7131		06/06	106.8	106.2	108.2	6.2	1.9
Amusement and theme parks	71311		06/06	106.8	106.2	108.2	6.2	1.9
Amusement and theme parks	713110		06/06	106.8	106.2	108.2	6.2	1.9
Primary services		713110-P	06/06	107.5	107.6	109.0	6.8	1.3
Amusement and theme park admissions		713110-1	06/06	109.7	110.2	112.1	9.2	1.7
Amusement and theme park food and beverage sales		713110-2	06/06	105.4	104.7	105.4	4.3	.7
Amusement and theme park merchandise sales, games, and other services		713110-3	06/06	101.6	101.6	101.6	.3	0
Other receipts		713110-SM	06/06	100.0	(³)	(³)	(³)	(³)
Golf courses and country clubs	71391		12/05	104.7	104.4	104.3	2.0	-.1
Golf courses and country clubs	713910		12/05	104.7	104.4	104.3	2.0	-.1
Primary services		713910-P	12/05	104.8	104.5	104.3	2.0	-.2
Membership dues and fees		713910-1	12/05	106.0	106.0	106.0	1.7	0
Greens and guest fees		713910-2	12/05	100.7	101.9	101.6	3.3	-.3
Food and beverage sales		713910-3	12/05	108.8	109.1	109.1	3.2	0

See footnotes at end of table.

Table 5. Producer price indexes for the net output of selected industries and their products, not seasonally adjusted
—Continued

Industry and product ¹	Industry code	Product code	Index base	Index			Percent change to Dec. 2007 from:	
				Aug. 2007 ²	Nov. 2007 ²	Dec. 2007 ²	Dec. 2006	Nov. 2007
Golf courses and country clubs—Continued								
Equipment rentals and all other golf services		713910-4	12/05	102.5	97.4	96.7	-2.4	-0.7
Other receipts		713910-SM	12/05	104.1	104.1	104.1	2.5	0
Fitness and recreational sports centers	71394		12/04	99.8	100.6	101.1	3.1	.5
Fitness and recreational sports centers	713940		12/04	99.8	100.6	101.1	3.1	.5
Primary services		713940-P	12/04	99.4	100.3	100.9	3.4	.6
Fitness and recreational facility memberships		713940-1	12/04	96.1	97.2	97.2	1.8	0
Recreational facility admissions, classes, and other fitness center services		713940-2	12/04	110.2	110.8	112.9	6.6	1.9
Other receipts		713940-SM	12/04	102.3	102.6	102.5	1.4	-.1
Accommodation	721		12/96	147.2	144.1	143.8	5.7	-.2
Accommodation	7211		12/96	147.2	144.1	143.8	5.7	-.2
Hotels (exc casino hotels) and motels	72111		12/03	123.9	120.4	121.4	5.6	.8
Hotels and motels, except casino hotels	721110		12/03	123.9	120.4	121.4	5.6	.8
Primary services		721110-P	12/03	125.5	121.7	122.8	5.8	.9
Guestroom rental		721110-1	12/03	130.0	125.0	126.5	7.4	1.2
Limited service hotels and motels		721110-101	06/93	152.6	154.9	154.3	6.6	-.4
Full service hotels and motels		721110-102	06/93	188.5	166.2	163.4	2.4	-1.7
Luxury and resort hotels, excluding casino hotels		721110-103	06/93	195.7	203.2	222.7	18.7	9.6
Food and beverages		721110-2	12/03	112.6	113.0	112.7	1.3	-.3
Food and nonalcoholic beverages		721110-201	12/03	112.1	112.5	112.2	.8	-.3
Alcoholic beverages		721110-202	12/03	114.8	114.8	114.8	3.3	0
Other guest services		721110-4	12/03	102.7	102.7	102.8	-6.4	.1
Other receipts		721110-SM	12/03	90.6	90.6	90.6	.6	0
Casino hotels	72112		12/03	115.3	115.2	111.6	6.1	-3.1
Casino hotels	721120		12/03	115.3	115.2	111.6	6.1	-3.1
Primary services		721120-P	12/03	114.8	114.9	111.3	6.0	-3.1
Casino hotel guestroom rental		721120-1	06/01	140.7	133.6	109.3	14.1	-18.2
Food and beverages		721120-2	12/03	117.8	117.5	116.6	.5	-.8
Food and nonalcoholic beverages		721120-201	12/03	117.0	116.6	116.4	.3	-.2
Alcoholic beverages		721120-202	12/03	120.6	120.7	117.2	1.0	-2.9
Other guest services		721120-4	12/03	104.4	109.3	117.1	14.2	7.1
Casino gaming receipts		721120-5	06/01	107.5	109.1	108.8	5.8	-.3
Other receipts		721120-SM	12/03	125.1	(^b)	(^b)	(^b)	(^b)
Commercial machinery repair and maintenance	8113		06/06	102.2	102.2	103.7	3.0	1.5
Commercial machinery repair and maintenance	81131		06/06	102.2	102.2	103.7	3.0	1.5
Commercial machinery repair and maintenance	811310		06/06	102.2	102.2	103.7	3.0	1.5
Primary services		811310-P	06/06	101.7	101.9	103.3	2.5	1.4
Other receipts		811310-SM	06/06	106.0	104.9	106.5	6.5	1.5
Special indexes								
Pharmaceutical preparations by Rx and OTC	32541D							
Pharmaceutical preparations, non-prescription		32541D-OTC	06/01	102.2	102.5	102.5	.6	0
Pharmaceutical preparations, prescription		32541D-RX	06/01	134.9	135.5	136.0	5.3	.4
Premiums for property and casualty insurance ⁵	924126		06/98	121.9	122.0	122.0	.2	0
Primary services		924126-P	06/98	122.0	122.2	122.2	.2	0
Premiums for private passenger auto insurance		924126-1	06/98	123.3	123.7	124.0	-.2	.2
Premiums for homeowner's insurance		924126-2	06/98	159.5	159.7	159.6	2.0	-.1
Premiums for commercial auto insurance		924126-3	06/98	113.2	113.1	112.5	-1.1	-.5
Premiums for non-auto liability insurance		924126-4	06/98	114.2	113.9	113.9	0	0
Premiums for medical malpractice insurance		924126-402	06/98	125.3	125.3	125.3	.6	0
Premiums for product and other non-auto liability insurance		924126-403	06/98	111.0	110.5	110.5	-.3	0
Premiums for commercial multiple peril insurance		924126-5	06/98	112.5	112.8	111.6	-1.0	-1.1
Premiums for worker's compensation insurance		924126-6	06/98	117.3	117.1	116.7	.6	-.3
Premiums for other property and casualty insurance		924126-7	12/03	102.8	102.8	102.8	.8	0

¹ Industry and product class indexes may include products not shown separately.

² The indexes for August 2007 have been recalculated to incorporate late reports and corrections by respondents. All indexes are subject to revision 4 months after original publication.

³ Not available.

⁴ Seasonal product—no price available this month.

⁵ The special index for 924126, in which prices reflect premiums only, contrasts with the index shown elsewhere in this table for NAICS 524126, where prices reflect premiums plus the amount of investment income earned on the invested portion of the premium.
n.e.c. = Not elsewhere classified.

Note: NAICS replaced the SIC classification system beginning with the release of PPI data for January 2004. See <http://www.bls.gov/ppi/ppinaics.htm> for details.

Table 6. Producer price indexes and percent changes for commodity groupings and individual items, not seasonally adjusted

(1982=100 unless otherwise indicated)

Commodity	Commodity code	Other index base	Index			Percent change to Dec. 2007 from:	
			Aug. 2007 ¹	Nov. 2007 ¹	Dec. 2007 ¹	Dec. 2006	Nov. 2007
All commodities			172.4	179.4	178.6	7.9	-0.4
Industrial commodities			174.9	182.3	180.7	7.0	-9
Farm products, processed foods and feeds			157.8	162.1	166.1	13.6	2.5
Farm products	01		140.4	150.6	159.6	25.7	6.0
Fruits & melons, fresh/dry vegs. & nuts	011		130.5	155.0	174.2	11.5	12.4
Fresh fruits and melons	0111		108.4	120.3	139.5	4.2	16.0
Citrus fruits	01		208.1	147.8	127.9	-2.4	-13.5
Grapefruits	0101		239.9	270.4	246.9	-22.3	-8.7
Lemons	0104		327.9	381.6	361.9	70.1	-5.2
Valencia oranges	0105		123.2	(²)	(²)	(²)	(²)
Navel oranges	0106		(²)	111.4	95.0	-7.7	-14.7
Tangerines	0108	12/91	(²)	(²)	109.9	-13.5	(²)
Tangelos	0109	12/91	(²)	(²)	191.3	-14.5	(²)
Other fruits and berries	02		95.5	112.3	144.5	9.2	28.7
Plums and fresh prunes	0201	12/91	121.2	(²)	(²)	(²)	(²)
Granny Smith apples	0208	12/91	95.2	124.5	(²)	(²)	(²)
Rome apples	0209	12/91	(²)	144.0	146.6	20.1	1.8
Golden delicious apples	0211	12/91	(²)	142.5	138.8	11.4	-2.6
Red delicious apples	0215		(²)	184.6	182.6	12.6	-1.1
McIntosh apples	0216		(²)	173.9	173.9	17.3	0
Table grapes	0218		95.3	99.2	157.7	21.3	59.0
Peaches	0219		90.5	(²)	(²)	(²)	(²)
Pears	0221		90.0	113.4	113.4	3.8	0
Strawberries	0222		134.5	165.4	259.2	-8.2	56.7
Raspberries	0224	12/91	24.4	36.2	36.2	(²)	0
Blackberries	0225	12/91	50.7	(²)	(²)	(²)	(²)
Cranberries	0226	12/91	(²)	43.6	(²)	(²)	(²)
Blueberries	0227	12/91	25.4	(²)	(²)	(²)	(²)
Melons	03	12/91	71.0	175.2	165.6	7.0	-5.5
Cantaloupes	0301		94.6	289.2	276.6	-8.9	-4.4
Honeydews	0302	12/91	97.5	179.7	(²)	(²)	(²)
Watermelons	0303	12/91	94.1	190.3	176.6	(²)	-7.2
Fresh and dry vegetables	0113		131.0	169.0	191.6	19.9	13.4
Dry vegetables	01		130.5	149.9	150.2	43.0	.2
Dry pea beans	0101		133.0	161.8	162.5	54.9	.4
Dry pinto beans	0102	12/91	266.7	283.7	280.8	26.5	-1.0
Dry great northern beans	0103	12/91	306.6	348.9	348.9	59.0	0
Dry pink beans	0104	12/91	227.2	268.3	268.3	27.1	0
Dry peas	0105	12/91	161.9	208.7	211.2	77.2	1.2
Dry lentils	0106	12/91	131.5	210.5	225.5	106.9	7.1
Fresh vegetables, except potatoes	02		137.8	177.4	204.5	14.6	15.3
Cabbage	0211		160.0	212.7	183.0	.7	-14.0
Carrots	0212		203.8	176.9	176.9	5.4	0
Celery	0213		119.6	244.5	170.1	-29.9	-30.4
Sweet corn	0214		86.6	87.1	200.3	172.5	130.0
Lettuce	0215		160.7	165.7	164.3	-36.5	-8
Dry onions	0216		107.3	87.1	77.7	-53.5	-10.8
Tomatoes	0217		125.4	267.2	412.9	202.0	54.5
Snap beans	0218		170.9	367.9	216.8	-26.0	-41.1
Green peas	0219	12/91	76.1	107.9	188.7	-18.6	74.9
Broccoli	0222	12/91	162.5	184.1	149.6	-40.5	-18.7
Cauliflower	0223	12/91	46.7	32.5	59.4	-31.6	82.8
Spinach	0224	12/91	461.5	257.5	414.5	-13.6	61.0
Greens	0225	12/91	159.5	150.4	148.0	2.8	-1.6
Endive	0226	12/91	297.5	437.9	821.9	77.5	87.7
Green onions	0227	12/91	278.3	445.0	292.9	65.2	-34.2
Green peppers	0228	12/91	162.5	341.5	210.8	-3.8	-38.3
Eggplant	0229	12/91	179.5	360.2	254.4	8.4	-29.4
Squash	0231	12/91	139.6	215.4	171.7	-9.4	-20.3
Beets	0232	12/91	120.6	127.0	126.8	.2	-2
Radishes	0233	12/91	311.4	337.6	249.1	-5.8	-26.2
Cucumbers	0234	12/91	205.8	239.1	210.4	-17.7	-12.0
Sweet potatoes	03		122.0	122.6	116.1	1.3	-5.3
Irish potatoes for consumer use	04		122.1	142.0	144.8	20.9	2.0
Round white potatoes	0402	12/91	131.2	193.5	187.7	8.9	-3.0
Russet potatoes	0403	12/91	117.1	117.9	124.7	11.2	5.8
Round red potatoes	0404	12/91	98.0	126.8	123.0	-2.6	-3.0
Irish potatoes for processing	05	12/91	58.9	118.3	137.7	112.5	16.4
Tree nuts	0119		(²)	832.1	759.8	-10.3	-8.7
Pecans	0101		(²)	660.9	523.3	-11.8	-20.8
Almonds	0102	12/91	(²)	197.6	180.0	-17.7	-8.9

See footnotes at end of table.

Table 6. Producer price indexes and percent changes for commodity groupings and individual items, not seasonally adjusted—Continued

(1982=100 unless otherwise indicated)

Commodity	Commodity code	Other index base	Index			Percent change to Dec. 2007 from:	
			Aug. 2007 ¹	Nov. 2007 ¹	Dec. 2007 ¹	Dec. 2006	Nov. 2007
Tree nuts—Continued	0119						
Filberts	0103	12/91	(²)	217.2	178.0	14.2	-18.0
Walnuts	0104	12/91	(²)	217.9	216.3	22.7	-7
Grains	012		136.5	162.6	189.4	41.4	16.5
Wheat	0121		172.9	220.2	270.0	112.3	22.6
Hard red winter wheat	0101		165.5	195.2	239.2	87.0	22.5
Hard red spring wheat	0102		176.4	228.0	272.3	101.7	19.4
Soft white wheat	0103		166.7	233.7	291.2	148.0	24.6
Soft red winter wheat	0104		184.8	213.3	272.6	117.7	27.8
Hard amber durum wheat	0105	12/84	213.0	393.1	455.0	210.2	15.7
Other grains	0122		129.4	150.0	171.1	22.5	14.1
Barley	01		187.9	275.4	280.1	54.4	1.7
Corn	02		126.0	144.8	165.7	21.5	14.4
Oats	03		143.8	161.9	163.9	18.5	1.2
Rye	04		117.2	161.1	175.8	71.5	9.1
Sorghum	05	12/91	122.0	137.0	165.0	17.0	20.4
Rough Rice	0123	12/91	79.2	87.1	86.3	10.5	-9
Slaughter livestock	013		122.2	116.3	118.2	6.1	1.6
Slaughter cattle	0131		134.2	134.2	134.8	8.2	.4
Slaughter steers and heifers	01		135.5	138.4	138.2	8.3	-1
Slaughter cows and bulls	02		122.6	103.4	109.5	7.8	5.9
Slaughter vealers	03		65.3	77.3	77.4	18.9	.1
Slaughter hogs	0132		84.9	58.6	64.4	-12.4	9.9
Slaughter barrows and gilts	01		84.8	58.0	65.0	-11.2	12.1
Slaughter sows	02		86.1	69.0	52.3	-33.1	-24.2
Slaughter lambs	0133		156.8	147.4	162.7	18.9	10.4
Slaughter poultry	014		194.2	183.5	172.1	11.7	-6.2
Slaughter chickens	0141		200.7	184.5	175.2	9.3	-5.0
Slaughter turkeys	0142		170.9	183.8	162.8	23.7	-11.4
Slaughter ducks	0143	12/91	156.7	156.7	162.8	4.2	3.9
Plant and animal fibers	015		75.7	90.7	96.1	16.1	6.0
Raw cotton	0151		74.8	90.0	95.3	16.1	5.9
Wool	0152		109.6	(²)	(²)	(²)	(²)
Fluid milk	016		161.7	162.4	162.5	53.7	.1
Milk eligible for fluid use	0161		162.1	162.9	162.9	54.0	0
Milk, manufacturing grade	0162		164.2	165.8	168.3	48.5	1.5
Chicken eggs	017		156.0	219.7	240.3	78.7	9.4
Chicken eggs	0171						
Eggs for fresh use	07	12/91	124.7	177.0	193.2	56.4	9.2
Eggs, jumbo	0701	12/84	141.6	187.2	201.7	54.1	7.7
Eggs, extra large	0702	12/84	146.3	200.7	217.3	54.3	8.3
Eggs, large	0703		152.7	215.6	234.0	52.9	8.5
Eggs, medium	0704	12/84	128.7	200.2	226.9	76.2	13.3
Eggs, small	0705	12/84	114.8	145.5	167.0	76.9	14.8
Breaker stock and checks and undergrades	08	12/91	167.2	229.5	252.8	192.6	10.2
Breaker stock	0801	12/91	165.7	226.4	248.9	182.8	9.9
Checks and undergrades	0802	12/91	185.1	263.0	293.7	283.9	11.7
Hay, hayseeds and oilseeds	018		162.3	201.1	217.8	59.6	8.3
Alfalfa hay	0181		252.7	249.0	250.9	21.4	.8
Oilseeds	0183		141.2	188.4	208.1	73.7	10.5
Peanuts	0111		91.0	105.5	102.4	15.8	-2.9
Cottonseed	0121		(²)	202.7	216.6	56.8	6.9
Soybeans	0131		128.5	173.2	192.5	76.8	11.1
Flaxseed	0151	12/91	173.6	265.3	265.3	130.5	0

See footnotes at end of table.

Table 6. Producer price indexes and percent changes for commodity groupings and individual items, not seasonally adjusted—Continued

(1982=100 unless otherwise indicated)

Commodity	Commodity code	Other index base	Index			Percent change to Dec. 2007 from:	
			Aug. 2007 ¹	Nov. 2007 ¹	Dec. 2007 ¹	Dec. 2006	Nov. 2007
Oilseeds—Continued	0183						
Sunflower	0161	12/91	173.0	180.6	191.2	47.1	5.9
Processed foods and feeds	02		166.6	167.9	169.4	8.5	.9
Cereal and bakery products	021		196.5	205.4	209.6	10.5	2.0
Bakery products	0211		215.9	221.6	221.9	4.9	.1
Bread, including frozen	02	06/06	105.2	109.7	109.9	7.3	.2
Bread, including frozen	0201	06/06	105.2	109.7	109.9	7.3	.2
Bread rolls, muffins, bagels, & croissants	05		214.6	220.8	221.8	6.3	.5
Bread rolls, muffins, bagels, & croissants	0505	06/06	104.7	107.7	108.2	6.3	.5
Sweet yeast goods	07		204.2	210.3	209.4	2.8	-.4
Soft cakes	08		237.4	241.5	242.5	4.1	.4
Pies	09		236.8	238.6	238.6	-1.0	0
Cookies, crackers, and related products	21		199.3	201.5	201.2	2.7	-.1
Cookies, wafers, and ice cream cones and cups, excep	2103	06/83	178.8	182.2	181.8	3.1	-.2
Crackers, soft pretzels, biscuits, and related produ	2104	06/83	216.4	216.4	216.4	2.1	0
Flour and flour base mixes and doughs	0212		163.5	183.2	196.8	33.4	7.4
Flour	03		178.3	214.0	240.2	59.0	12.2
Flour base mixes and doughs	04		150.3	154.0	154.8	6.3	.5
Milled rice	0213		152.4	165.4	167.9	11.7	1.5
Head rice	01		152.6	169.8	172.8	13.3	1.8
Other milled rice and byproducts	02	06/84	121.1	117.7	117.9	4.4	.2
Other cereals	0214		181.5	186.1	190.2	7.1	2.2
Pasta products	02	06/85	134.8	142.3	145.5	12.4	2.2
Other cereals except pasta products	09	06/85	177.4	181.1	185.1	6.4	2.2
Breakfast cereals, instant hot and cooked	0903	12/00	110.0	111.9	112.0	1.8	.1
Breakfast cereals, ready to serve	0904	12/83	191.3	189.5	191.3	1.3	.9
Manufactured starch	0907	06/85	175.1	172.5	175.9	5.7	2.0
Other grain mill products, except wheat	0908	06/98	131.9	153.6	164.3	26.3	7.0
Meats, poultry, and fish	022		145.6	139.7	140.9	3.1	.9
Meats	0221		138.8	131.1	133.3	1.4	1.7
Beef/veal products, fresh or frozen	01		143.1	135.4	139.8	2.6	3.2
Beef carcass, fresh or frozen	0103	06/01	117.0	111.1	114.6	1.1	3.2
Boneless beef, fresh/frozen, inc. ground bulk/patty	0124	06/01	120.8	113.2	111.8	1.4	-1.2
Boxed beef/subprimal/fabricated cuts, however pkgd.	0125	12/95	138.5	129.5	137.4	3.8	6.1
Other beef product, fresh or frozen, inc. or gan cuts	0128	06/01	120.3	136.7	124.5	-1.8	-8.9
Lamb/mutton, fresh or frozen	03		205.6	204.3	207.2	7.5	1.4
Pork products, fresh, frozen or processed	04		137.6	125.2	124.4	-1.6	-6
Pork, fresh/frozen, unproc., all cuts, ex. sausage	0444	06/01	107.7	95.1	95.0	-.7	-1
Pork, processed or cured, not canned or sausage	0447	06/01	114.3	108.8	107.3	-3.8	-1.4
Other meats, fresh, frozen, or canned	05		132.1	129.9	129.4	1.3	-.4
Fresh/processed sausage, deli & cooked meats, etc.	0503	06/01	110.4	109.8	109.1	1.6	-6
Canned meats, exc. dog, cat, and baby food	0579	12/88	134.2	134.3	134.3	5.3	0
Portion control & other meat-type products	0586	12/01	105.6	100.9	101.1	-.7	.2
Processed poultry	0222		135.7	131.6	130.4	6.1	-.9
Young chickens (broilers/fryers/roasters)	03		142.2	133.7	133.9	7.5	.1
Turkeys (toms/hens), inc. whole/parts/grou	06		115.3	124.8	114.2	8.0	-8.5
Canned, cooked, smoked or prepared poultry	08		133.7	134.9	134.5	1.1	-.3
Unprocessed and packaged fish	0223		236.3	242.6	244.8	4.9	.9
Unprocessed finfish	01		272.8	316.1	287.6	-10.5	-9.0
Haddock	0101		236.8	204.9	203.3	2.7	-.8
Halibut	0102		392.7	494.2	(²)	(²)	(²)
Salmon	0103		174.9	(²)	(²)	(²)	(²)
Flounder	0131	12/91	148.6	142.8	154.6	6.8	8.3
Cod	0132	12/91	120.0	154.2	94.8	-4.5	-38.5
Pollock	0133	12/91	53.6	32.7	41.2	47.7	26.0
Other finfish	0199	12/91	278.3	358.5	369.3	13.8	3.0
Fresh packaged fish and seafood	02		289.6	284.4	301.0	13.1	5.8
Frozen packaged fish and seafood	03		178.0	183.8	186.6	8.7	1.5
Frozen packaged fish, excluding shellfish	0311	12/82	198.9	203.2	206.6	8.1	1.7
Frozen packaged shellfish and other seafood	0313	12/82	157.9	165.4	167.6	9.9	1.3
Canned and cured seafood	04		112.2	110.3	110.1	-2.0	-.2
Unprocessed shellfish	05	12/91	181.2	164.5	180.5	6.2	9.7
Shrimp	0501	12/91	83.0	93.3	99.3	29.6	6.4
Crabs	0502	12/91	223.1	167.3	220.1	3.6	31.6
Lobsters	0503	12/91	166.6	113.8	123.8	6.7	8.8
Clams	0504	12/91	235.8	292.4	292.4	0	0
Other shellfish	0599	12/91	150.9	152.2	150.5	-14.6	-1.1

See footnotes at end of table.

Table 6. Producer price indexes and percent changes for commodity groupings and individual items, not seasonally adjusted—Continued

(1982=100 unless otherwise indicated)

Commodity	Commodity code	Other index base	Index			Percent change to Dec. 2007 from:	
			Aug. 2007 ¹	Nov. 2007 ¹	Dec. 2007 ¹	Dec. 2006	Nov. 2007
Dairy products	023		186.9	188.4	188.7	23.7	0.2
Fluid milk products	0231		212.5	212.5	210.0	26.1	-1.2
Packaged fluid milk and related products	03	12/82	224.7	226.0	222.3	29.5	-1.6
Fluid whole milk	0301		220.8	221.2	217.2	30.7	-1.8
Reduced fat and lowfat milk (1/2-2%)	0302	12/82	246.4	249.1	245.0	32.9	-1.6
Fat free or skim milk	0303	12/82	257.8	261.8	254.7	34.0	-2.7
Cream: light, heavy, sour, half & half, and whipped	0304	12/82	179.0	178.1	177.5	15.3	-.3
Cottage cheese	04	12/82	231.5	234.9	231.2	32.2	-1.6
Other milk products	05	12/82	177.6	182.7	180.9	14.0	-1.0
Bulk fluid milk and cream	06	12/91	144.2	137.6	138.5	21.9	.7
Butter	0232		108.3	100.8	98.4	5.7	-2.4
Natural, processed, and imitation cheese	0233		161.3	168.1	171.9	32.0	2.3
Natural cheese, except cottage cheese	02		156.3	161.7	167.2	34.6	3.4
Processed cheese and related products	03		158.2	169.0	165.4	22.2	-2.1
Imitation cheese	04	06/88	172.4	182.6	208.7	34.6	14.3
Liquid raw whey	07	12/04	289.3	283.9	278.2	93.9	-2.0
Ice cream and frozen desserts	0234		182.9	186.0	186.6	4.9	.3
Dry, condensed, and evaporated milk prod	0235		207.6	199.0	197.1	18.9	-1.0
Dry milk product, including feed grade	02	12/83	198.9	185.8	184.7	22.8	-6
Liquid milk products	03	12/83	220.1	220.1	216.3	14.5	-1.7
Consumer-type canned milk products	0301	12/83	224.0	223.8	224.0	4.8	.1
Bulk liquid milk products, including fe ed grade	0303	12/83	222.1	222.4	207.4	50.5	-6.7
Processed fruits and vegetables	024		157.4	158.5	160.1	3.5	1.0
Canned fruits and juices	0241		169.3	172.9	173.9	8.8	.6
Canned fruits	01		156.7	158.7	158.5	1.8	-.1
Canned fruit juices	02		178.1	182.7	184.3	12.2	.9
Frozen fruits, juices and ades	0242		176.0	169.5	174.8	-12.7	3.1
Frozen fruits, melons, and berries	02		185.0	185.8	193.7	17.0	4.3
Frozen juices and ades	03		173.0	163.9	168.2	-21.0	2.6
Frozen orange juice	0301		171.5	162.8	168.2	-19.4	3.3
Canned vegetables and juices	0244		143.1	143.3	143.9	1.2	.4
Canned vegetables, excl. hominy and mushrooms	0102	12/87	142.3	142.9	143.9	.5	.7
Catsup and other tomato sauces	0127	12/87	137.3	137.2	137.1	1.3	-.1
Canned vegetable juices	0139	12/87	116.6	117.3	117.3	-.3	0
Frozen vegetables	0245		149.3	152.4	153.2	7.4	.5
Frozen potatoes	02	12/90	133.6	138.2	139.6	9.8	1.0
Frozen French fried potatoes	0201		163.4	169.1	171.6	9.6	1.5
Other frozen potato products	0209		168.6	174.5	172.3	10.7	-1.3
Frozen vegetables, except potatoes	05	12/90	119.5	120.1	120.1	4.8	0
Frozen vegetable combinations	0521	12/90	109.9	109.9	109.9	2.4	0
Frozen vegetables, exc. potatoes & vegetable combos	0541	06/97	115.7	116.5	116.5	5.4	0
Dried and dehydrated food	0248	12/03	119.4	119.5	122.3	6.8	2.3
Sugar and confectionery	025		169.2	168.0	169.3	2.5	.8
Raw cane sugar and byproducts	0252		131.3	127.9	126.6	-.2	-1.0
Refined sugar and byproducts	0253		128.5	122.0	127.8	-9.7	4.8
Refined cane sugar and byproducts	0701	12/02	107.0	103.2	108.2	-8.7	4.8
Refined beet sugar and byproducts	0702	12/02	106.9	99.5	104.1	-11.1	4.6
Confectionery materials	0254		152.9	153.4	153.7	13.3	.2
Chocolate coatings	0104	06/83	112.7	113.6	115.3	8.3	1.5
Other chocolate and cocoa products	0105	06/83	167.1	168.3	169.8	4.4	.9
Corn sweeteners	0107	06/85	176.8	177.1	176.6	17.0	-.3
Confectionery end products	0255		208.2	208.2	208.9	3.2	.3
Chewing gum	02		208.4	208.4	208.4	2.4	0
Candy and nuts	03	06/83	185.1	185.0	185.6	3.4	.3
Chocolate and chocolate-type confectionery products	0301	06/83	179.5	179.7	180.1	5.8	.2
Nonchocolate confectionery products	0302	06/83	172.5	172.5	172.7	2.2	.1
Processed nuts and seeds	0304	06/91	145.9	145.0	146.6	-.5	1.1
Other confectionery products	0305	06/91	131.7	(²)	131.6	1.6	(²)
Sweetening syrups and molasses	04	12/85	140.2	142.6	(²)	(²)	(²)
Beverages and beverage materials	026		165.7	167.3	167.0	2.4	-.2

See footnotes at end of table.

Table 6. Producer price indexes and percent changes for commodity groupings and individual items, not seasonally adjusted—Continued

(1982=100 unless otherwise indicated)

Commodity	Commodity code	Other index base	Index			Percent change to Dec. 2007 from:	
			Aug. 2007 ¹	Nov. 2007 ¹	Dec. 2007 ¹	Dec. 2006	Nov. 2007
Alcoholic beverages	0261		160.5	161.3	161.4	0.4	0.1
Malt beverages	01		157.1	158.6	158.5	-9	-1
Bottled beer	0101		135.7	137.4	137.4	-1	0
Canned beer	0103		165.7	167.0	167.0	-2.2	0
Barrels and kegs	0105	06/82	193.8	193.8	193.8	4.1	0
Other malt beverages	0108	12/03	109.7	109.7	109.7	6.1	0
Distilled & bottled liquor, excl brandy &	02		171.2	171.0	171.5	5.0	.3
Distilled & bottled liquor, excl brandy & dist gra	0215	06/83	187.3	187.2	187.7	5.0	.3
Wines, brandy and brandy spirits	04	12/83	160.1	159.9	160.0	1.3	.1
Wines, brandy, and brandy spirits	0441	06/06	102.1	102.0	102.1	1.3	.1
Soft drinks	0262		168.2	170.1	169.1	2.9	-6
Noncarbonated soft drinks	06		168.1	169.2	167.7	6.2	-9
Bottled water manufacturing	0608	12/03	98.9	99.1	99.0	-2.2	-1
Bottled carbonated soft drinks	07	12/96	137.2	138.8	138.0	3.4	-6
Canned carbonated soft drinks	08	12/96	113.8	115.8	115.4	-1.5	-3
Packaged beverage materials	0263		162.3	166.8	166.7	7.0	-1
Coffee (whole bean, ground, & instant)	01		163.4	169.0	168.8	7.7	-1
Soluble (instant) coffee	0103		145.7	152.9	152.9	5.0	0
Ground roasted and whole bean coffee	0104	06/88	142.9	147.4	147.2	8.0	-1
Tea	03		151.3	151.3	151.3	4.3	0
Other beverage materials	0264		175.9	177.7	178.3	5.6	.3
Malt and malt by-products	0101		102.9	104.6	106.8	10.8	2.1
Liquid beverage bases, not used for soft drinks	0109	12/85	160.7	159.0	162.1	(²)	1.9
Liquid beverage bases, used for soft drinks	0111	12/85	196.4	198.8	198.8	5.2	0
Fats and oils	027		210.1	234.1	248.9	34.4	6.3
Other oilseed processing	027A	12/04	135.4	168.9	181.0	48.8	7.2
Animal fats and oils	0271		244.0	228.3	228.3	45.8	0
Shortening and cooking oil	0278		218.5	239.4	254.9	31.9	6.5
Shortening, 100% vegetable	0102	12/89	138.3	139.7	146.0	7.4	4.5
Margarine	0109		280.8	329.2	341.1	43.0	3.6
Salad and cooking oils	0111		212.2	228.5	250.9	41.0	9.8
All other fully refined oils	0113		162.4	179.9	194.0	34.8	7.8
Miscellaneous processed foods	028		179.4	182.5	182.8	4.3	.2
Jams, jellies, and preserves	0281		152.4	153.1	153.1	2.8	0
Pickles and pickle products	0282		194.8	199.9	199.9	3.5	0
Processed eggs	0283		141.5	153.6	160.4	45.3	4.4
Canned specialties	0284		187.5	186.7	188.4	1.4	.9
Canned baby foods	0101	12/82	241.6	241.6	(²)	(²)	(²)
Canned dry beans	0102	12/82	129.2	134.9	131.9	-3.2	-2.2
Canned specialty foods	0103	12/82	139.1	131.5	139.0	3.3	5.7
Canned soups	0104	12/82	249.8	247.7	250.5	2.4	1.1
Frozen specialties	0285		157.6	159.8	159.8	2.7	0
Frozen pies and other baked goods	0109	12/82	196.8	198.2	198.4	3.2	.1
Frozen dinners, entrees and side dishes	0111	12/82	145.6	147.8	147.9	2.6	.1
Other frozen specialties	0113	12/82	154.1	157.5	156.8	2.3	-4
Sauces and marinades, except tomato	0286		163.0	163.0	163.1	1.5	.1
Other miscellaneous processed foods	0289		188.2	191.8	191.8	3.7	0
Mayonnaise, salad dressings, and sandwich spreads	0102	12/86	175.6	181.1	181.6	9.6	.3
Dry mix preparations	0148	06/91	123.2	124.6	124.5	2.1	-1
Perishable prepared food not frozen, incl. tortillas	0149	06/91	134.2	138.4	138.1	4.0	-2
Flavoring extracts, emulsions & other liquid flavors	0151	12/85	134.5	135.2	135.2	1.5	0
Other flavoring agents, except chocolate syrup	0154	12/00	108.4	108.9	108.9	.5	0
Spices	0156	06/91	169.8	172.8	172.7	7.7	-1
Peanut butter	0158	06/91	99.1	99.1	99.1	0	0
Manufactured ice	0161	12/85	171.6	172.2	172.2	2.4	0
Dairy product substitutes	0162	06/92	143.1	146.4	146.2	4.7	-1
Desserts (ready-to-mix)	0171	12/85	162.4	162.4	(²)	(²)	(²)
Chips (potato, corn, etc.)	0172	12/85	155.6	159.8	159.8	4.9	0
Cider and vinegar	0174	12/85	123.8	127.3	127.3	9.8	0
Other food preparations	0175	12/85	156.7	157.2	157.7	-5	.3
Prepared animal feeds	029		142.6	153.0	155.6	20.3	1.7

See footnotes at end of table.

Table 6. Producer price indexes and percent changes for commodity groupings and individual items, not seasonally adjusted—Continued

(1982=100 unless otherwise indicated)

Commodity	Commodity code	Other index base	Index			Percent change to Dec. 2007 from:	
			Aug. 2007 ¹	Nov. 2007 ¹	Dec. 2007 ¹	Dec. 2006	Nov. 2007
Corn, cottonseed, & soybean cake & meal	0292		118.5	128.7	127.6	31.0	-0.9
Soybean cake, meal, and other byproducts	0112	12/04	144.5	157.0	155.6	31.0	-9
Formula feeds	0293		151.9	165.0	169.8	19.8	2.9
Poultry feeds: egg-type, broiler and turkey	0102	12/86	154.4	164.2	171.2	23.3	4.3
Dairy cattle feeds, complete	0104	12/86	154.0	174.3	175.1	8.2	.5
Dairy cattle feeds, supplements and concentrates	0106	12/86	164.4	176.6	180.6	17.0	2.3
Swine feeds, complete	0108	12/86	189.7	204.1	210.5	16.5	3.1
Swine feed supplements, concentrates, and premixes	0112	12/86	156.3	172.0	175.0	23.0	1.7
Beef cattle feeds, complete	0114	12/86	227.0	257.0	262.6	28.4	2.2
Beef cattle feeds, supplements and concentrates	0116	12/86	159.8	174.6	178.6	14.3	2.3
Other poultry and livestock feeds	0118	12/86	157.8	172.1	177.6	21.6	3.2
Miscellaneous feedstuffs	0294		171.5	181.2	184.4	16.0	1.8
Pet food	02		183.3	185.5	187.6	6.5	1.1
Dog and cat food	0202	12/85	157.4	158.1	159.6	6.0	.9
Other pet and specialty feeds	0203	12/85	150.5	160.9	165.7	10.8	3.0
Other than pet food	03		140.1	162.7	167.7	38.1	3.1
Meat meal and meat and bone meal	0301		116.3	124.3	131.3	47.5	5.6
Corn wet process byproducts, incl. gluten meal	0317	06/85	82.3	110.1	117.0	44.3	6.3
Other animal feeds, incl. fish scrap & feather meal	0325	12/97	108.8	129.3	134.8	31.8	4.3
Miscellaneous by-products of meat packing	0333	06/01	232.7	241.3	234.2	45.4	-2.9
Textile products and apparel	03		126.2	126.7	126.7	1.4	0
Synthetic fibers	031		114.6	115.1	115.3	0	.2
Unprocessed filament yarns	0315		118.8	119.2	119.5	.1	.3
Non-cellulosic	02		109.7	110.1	110.3	0	.2
Fibrous glass yarn	0231		93.6	93.7	93.5	-1.1	-2
Non-cellulosic organic fibers	0241	06/05	102.4	102.9	103.1	.2	.2
Processed yarns and threads	032		118.1	118.8	119.0	3.6	.2
Yarns	0326		113.8	114.5	114.6	3.6	.1
Cotton	01		88.0	89.8	89.8	4.2	0
Carded cotton yarns	0111	12/00	95.3	97.4	97.3	5.1	-1
Combed cotton yarns	0121	12/00	95.2	96.4	96.9	.9	.5
Wool	02		142.8	143.4	(²)	(²)	(²)
Synthetic	03		128.8	128.1	128.4	2.1	.2
Other throwing and winding mill products	04	12/88	123.9	125.0	125.0	4.3	0
Textured bulked or crimped filament yarn	0403	12/96	104.8	105.7	105.7	4.7	0
Commission throwing/texturing filament yarn	05	12/88	110.0	110.0	110.0	0	0
Threads	0327		191.9	192.0	192.0	0	0
Gray fabrics	033		120.8	121.9	121.6	1.8	-2
Broadwovens	0337		120.8	122.4	122.0	3.0	-3
Cotton	01		109.9	110.2	110.0	.1	-2
Synthetic	03		121.5	123.7	123.3	4.4	-3
Knits	0338		114.1	114.1	114.1	2.1	0
Circular knits, except hosiery	03		108.9	108.9	108.9	3.5	0
Other fabrics	0339	06/84	124.0	123.8	123.7	-2.8	-1
Finished fabrics	034		128.7	129.1	129.4	1.6	.2
Broadwovens	0342		128.0	128.6	129.8	5.2	.9
Cotton	01		116.8	117.8	118.3	4.2	.4
Wool	02		122.8	124.6	124.6	4.2	0
Synthetic	03		138.0	138.3	140.0	5.8	1.2
Narrow fabrics	0344		136.0	136.7	137.8	1.3	.8
Nonwovens and felt goods	0345		141.3	141.2	140.6	.2	-4
Nonwoven fabrics	0321		141.7	141.6	140.7	.1	-6
Pressed, punched, or needled felts, except hats	0333	12/01	101.8	(²)	(²)	(²)	(²)
Coated fabrics, not rubberized	0346	06/85	164.0	166.3	165.4	1.3	-5
Vinyl coated fabrics	0102	06/85	160.9	163.7	161.4	1.6	-1.4
Other coated or laminated fabrics and coated yarns	0103	06/85	168.3	170.4	170.3	1.1	-1
Embroideries and lace goods	0347	06/85	156.9	156.4	157.0	.3	.4
Embroideries	01	06/85	157.0	156.4	157.0	.3	.4
Schiffli machine embroideries	0105	06/85	143.0	143.0	143.0	0	0

See footnotes at end of table.

Table 6. Producer price indexes and percent changes for commodity groupings and individual items, not seasonally adjusted—Continued

(1982=100 unless otherwise indicated)

Commodity	Commodity code	Other index base	Index			Percent change to Dec. 2007 from:	
			Aug. 2007 ¹	Nov. 2007 ¹	Dec. 2007 ¹	Dec. 2006	Nov. 2007
Embroideries and lace goods—Continued	0347						
Printing and stamping on apparel	0106	12/85	155.8	155.2	155.8	0.3	0.4
Knit fabrics, finished in knitting mills	0348	12/03	97.3	97.3	97.3	-4.7	0
Circular knit fabrics	01	12/03	105.7	105.7	105.7	3.8	0
Warp knit fabrics	02	12/03	89.4	89.4	89.4	-12.8	0
Apparel & other fabricated textile prods	038		128.5	129.0	128.8	.9	-2
Apparel	0381		127.0	127.3	127.2	.7	-1
Miscellaneous apparel and accessories	04	12/83	149.7	150.3	149.9	3.0	-3
Fur products	0407	12/83	210.5	211.1	211.1	22.2	0
Milling, hats, and caps	0413	12/90	138.9	139.0	139.0	2.4	0
Fabric and leather gloves and mittens	0417	12/03	102.4	102.8	102.8	-1.4	0
Belts, other than leather	0425	06/85	114.9	114.7	114.7	-2	0
Leather and sheep-lined clothing	0428	12/03	114.1	114.2	114.2	8.0	0
Apparel and accessories, n.e.c.	0441	12/85	139.4	140.2	139.7	2.2	-4
Contract work on apparel	05	06/87	125.3	125.3	125.3	0	0
Contract work, women's/girls'/infants' shirts	0511	06/07	100.0	100.0	100.0	(²)	0
Contract work, women's/girls'/infants' dresses	0512	06/07	100.0	100.0	100.0	(²)	0
Contract work, women's/girls'/infants' outerwear	0513	06/07	100.0	100.0	100.0	(²)	0
Contract work, woman's/girls'/infants' other apparel	0514	06/07	100.0	99.9	100.1	(²)	.2
Contract work, men's/boys' pants & other outerwear	0521	06/07	100.0	100.0	(²)	(²)	(²)
Contract work, men's/boys' embroidery and misc	0522	06/07	100.0	100.0	100.0	(²)	0
Contract work, men's/boys' other apparel	0523	06/07	100.0	100.0	100.0	(²)	0
Women's/girls'/infants' cut & sew apparel	06	12/03	101.1	101.1	101.1	.9	0
Women's and girls' knit shirts and blouses	0601	12/03	105.5	105.5	105.5	1.1	0
Women's and girls' woven shirts and blouses	0602	12/03	102.2	102.4	102.3	.3	-1
Women's and girls' dresses	0611	12/03	96.5	96.5	96.5	.9	0
Women's and girls' coats and capes	0621	12/03	100.0	100.0	(²)	(²)	(²)
Women's and girls' suits and pantsuits	0622	12/03	99.6	99.6	(²)	(²)	(²)
Women's and girls' separate skirts	0623		112.9	112.9	112.9	.1	0
Women's and girls' tailored jackets and vests	0624		118.9	118.9	118.9	.1	0
Women's and girls' jeans and slacks	0631	12/03	98.8	98.7	98.7	-.1	0
Women's misses', and juniors' swimwear	0632	12/03	103.1	103.5	103.5	(²)	0
Women's and girls' sweaters and shirts	0634	12/06	100.0	100.0	100.0	0	0
Women's/girls' athletic, beach, and other outerwear	0635	06/07	100.5	100.5	100.5	(²)	0
Women's and girls' underwear	0641	12/03	104.1	104.1	104.1	.7	0
Women's and girls' nightwear	0642	12/03	97.6	97.6	97.6	.2	0
Women's and girls' brassieres	0643		146.9	146.9	146.9	1.5	0
Women's/girls' corsets/combinations/accessories	0644	12/03	111.0	111.0	111.0	3.5	0
Women's and girls' robes and dressing gowns	0645		189.8	189.8	189.8	0	0
Infants' outerwear	0652	12/03	104.6	103.5	102.4	-4.1	-1.1
Men's and boys' cut and sew apparel	07	12/03	98.7	99.1	98.9	.2	-2
Men's, junior boys', & little boys' trousers	0701	12/03	95.0	95.2	95.2	-2.5	0
Men's and junior boys' work shirts	0711	12/03	101.4	101.4	101.4	.1	0
Men's and junior boys' work clothing	0712	12/03	95.7	95.6	95.6	1.6	0
Men's, junior boys', & little boys' knit shirts	0721	12/03	97.2	97.2	97.2	.1	0
Men's, junior boys', & little boys' woven shirts	0722	12/03	108.7	109.5	107.4	.2	-1.9
Men's, junior & little boys' suits, incl. uniforms	0731	12/03	100.3	100.3	100.3	-5	0
Men's and junior boys' tailored sport coats & vests	0733	12/03	99.5	102.2	102.2	.9	0
Men's/junior & little boys' nontailored heavy jacket	0741	12/03	98.0	99.2	98.9	1.1	-3
Men's/junior boys, & little boys' swimwear & shorts	0742	12/03	79.9	82.2	80.6	(²)	-1.9
Men's/boys' sweaters, & men's/junior boys' outerwear	0743	12/03	104.6	105.6	105.1	1.0	-5
Men's and junior boys' neckwear	0751	12/03	102.6	102.6	102.6	.2	0
Men's, junior boys', & little boys' underwear	0761	12/03	103.7	103.9	103.9	-.8	0
Apparel made in knitting mills	08	12/03	98.7	99.6	99.4	1.0	-2
Knit outerwear	0807	06/05	102.7	102.9	102.7	1.1	-2
Men's and boys' knit underwear and nightwear	0811	12/03	99.8	100.2	100.2	.6	0
Women's/girls'/infants' knit underwear/nightwear	0812	12/03	100.0	102.4	102.4	2.4	0
Women's/girls' finished pantyhose and tights	0821	12/03	102.3	104.6	103.5	2.4	-1.1
Other women's/girls' finished sheer hosiery	0822	12/03	106.8	106.0	106.3	1.9	.3
Men's finished seamless hosiery and socks	0824	12/03	98.9	100.5	100.5	.7	0
All other finished hosiery and socks, ex c. Sheer	0825	12/03	98.6	98.6	98.6	.5	0
Seamless hosiery shipped in the greige, ex c. Sheer	0826	12/03	97.9	97.9	97.9	-2.4	0
Textile housefurnishings	0382		125.6	126.6	126.4	1.9	-2
Textile house furnishings	03	06/83	135.3	136.3	136.1	1.8	-1
Curtains and draperies	0304	12/05	102.2	103.9	103.6	2.4	-3
Other textiles, incl towels and bed textiles	0312	06/05	101.6	102.2	102.1	1.7	-1
Fabricated products, n.e.c.	0383		139.9	140.2	140.2	.9	0
Industrial and other fabricated products	03		139.3	139.6	139.6	.9	0
Soft fiber cordage and twine, except cotton	0324	06/85	131.6	131.8	132.1	1.4	.2
Cotton cordage and twine	0325	06/85	97.0	97.0	(²)	(²)	(²)
Textile bags	0341	12/85	148.2	148.2	148.2	0	0
Canvas and related products	0345	06/03	112.1	112.1	112.3	4.0	.2

See footnotes at end of table.

Table 6. Producer price indexes and percent changes for commodity groupings and individual items, not seasonally adjusted—Continued

(1982=100 unless otherwise indicated)

Commodity	Commodity code	Other index base	Index			Percent change to Dec. 2007 from:	
			Aug. 2007 ¹	Nov. 2007 ¹	Dec. 2007 ¹	Dec. 2006	Nov. 2007
Fabricated products, n.e.c.—Continued	0383						
Fabricated textile products, nec.	0351	12/85	117.4	117.6	117.5	-0.3	-0.1
Other trimmings and findings, nec	0361	12/06	98.9	100.5	(²)	(²)	(²)
Miscellaneous textile products/services	039	06/85	129.6	129.9	129.1	1.3	-6
Textile materials n.e.c. & proc. textile	0391	06/85	141.8	138.7	135.7	-4	-2.2
Textile fibers, yarns, and fabrics, n.e.c.	01	06/85	136.5	133.4	130.1	-1.1	-2.5
Padding and upholstery filling	0104	12/85	135.0	130.4	126.0	-5.5	-3.4
Jute goods and scouring and combing mill products	0106	12/01	133.2	136.1	137.3	19.4	.9
Textile waste	02	12/85	148.2	145.2	142.7	.3	-1.7
Processed textile waste	0201	12/85	195.2	198.0	(²)	(²)	(²)
Recyclable textiles, incl. rags, scraps, & cloths	0204	06/06	102.0	(²)	(²)	(²)	(²)
Contract work on textile products	0392	06/87	125.1	127.7	126.9	2.7	-6
Commission finishing of broadwoven fabrics	0101	06/87	135.7	138.9	137.9	2.9	-7
Comm. knit/knit & fin. of circular & warp knit fabr.	0104	12/94	97.6	97.6	97.6	-1	0
Other finishing of textiles	0393	12/01	104.6	104.6	104.6	1.0	0
Hides, skins, leather, and related products	04		172.6	172.0	171.8	.4	-1
Hides and skins, incl. cattle	041		201.7	196.8	195.2	-5.9	-8
Leather	042		231.9	232.7	232.8	2.8	0
Finished and unfinished leather	0427	12/97	127.2	127.6	127.6	2.8	0
Finished and unfinished leather	0102	12/03	106.0	106.2	106.3	2.8	.1
Contract tanning and finishing	0109	12/97	115.6	121.0	121.0	5.2	0
Footwear	043		151.7	152.2	152.2	1.5	0
Men's footwear, excluding athletic	0431		166.8	167.9	167.9	1.6	0
Women's footwear, excluding athletic	0432		137.8	137.2	137.2	1.5	0
All other footwear	0439	12/02	100.5	100.5	100.5	.8	0
Other leather and related products	044		156.7	156.7	156.7	1.0	0
Luggage and small leather goods	0441		148.0	148.0	147.9	1.4	-1
Luggage	0112	12/84	114.1	113.5	114.1	.8	.5
Women's & children's handbags & purses	0128	06/82	147.1	147.6	147.7	3.4	.1
Other personal leather goods	0132	06/82	156.1	157.4	155.5	1.5	-1.2
Gloves	0442		168.2	168.7	170.0	4.0	.8
Leather/leather-like goods, n. e.c.	0445	06/85	152.8	152.8	152.8	.5	0
All other leather goods, nec	0101	06/85	155.7	155.7	155.7	.6	0
Leather belts	0111	06/85	147.3	147.3	147.3	.2	0
Fuels and related products and power	05		176.3	198.4	192.6	19.0	-2.9
Coal	051		130.5	131.2	131.6	3.3	.3
Anthracite	0511		158.6	163.5	163.7	1.2	.1
Prepared anthracite shipped	01		173.1	179.3	179.4	2.9	.1
Unprepared anthracite shipped	02		113.7	114.9	(²)	(²)	(²)
Bituminous coal and Lignite	0512		130.3	130.9	131.4	3.4	.4
Unprepared bituminous coal and Lignite	08		126.5	126.5	129.7	9.1	2.5
Prepared bituminous and Lignite	09	12/01	132.8	133.5	133.3	2.0	-1
Mechanically cleaned bituminous coal and lignite	0901	12/01	140.8	141.7	141.4	.3	-2
Bituminous coal and Lignite, other preparation	0902	12/01	135.5	136.1	135.9	4.4	-1
Gas fuels	053		253.8	315.4	315.9	9.2	.2
Natural gas	0531		241.3	293.4	296.1	-3.6	.9
Liquefied petroleum gas	0532		310.0	404.6	398.6	57.0	-1.5
Propane	0104		355.1	456.0	441.7	51.5	-3.1
Butane	0105		214.1	283.6	278.7	54.3	-1.7
Gas mixtures and other natural gas liquids	0107	06/84	311.4	406.5	403.3	60.2	-8
Electric power	054		173.4	168.2	167.3	5.5	-5
Residential electric power	0541	12/90	142.9	139.6	140.5	5.9	.6

See footnotes at end of table.

Table 6. Producer price indexes and percent changes for commodity groupings and individual items, not seasonally adjusted—Continued

(1982=100 unless otherwise indicated)

Commodity	Commodity code	Other index base	Index			Percent change to Dec. 2007 from:	
			Aug. 2007 ¹	Nov. 2007 ¹	Dec. 2007 ¹	Dec. 2006	Nov. 2007
Commercial electric power	0542		172.7	165.4	163.2	3.8	-1.3
Industrial electric power	0543		187.6	182.3	179.9	7.2	-1.3
Other electric power	0545	12/90	139.6	142.6	138.9	10.7	-2.6
Utility natural gas	055	12/90	221.0	229.0	226.6	-2.7	-1.0
Residential natural gas	0551	12/90	219.2	223.0	222.2	-1.3	-.4
Commercial natural gas	0552	12/90	229.8	235.4	236.0	-1.4	.3
Industrial natural gas	0553	12/90	230.0	243.1	242.3	-4.6	-.3
Natural gas to electric utilities	0554	12/90	179.4	191.6	185.4	-5.4	-3.2
Crude petroleum (domestic production)	0561		197.9	254.0	248.0	52.4	-2.4
Petroleum products, refined	057		213.0	252.8	237.3	35.4	-6.1
Gasoline	0571		216.8	257.7	237.1	37.1	-8.0
Unleaded premium gasoline	03		219.8	258.4	239.1	34.5	-7.5
Unleaded regular gasoline	04		214.1	254.4	233.7	38.3	-8.1
Unleaded mid-premium gasoline	05	12/87	359.9	426.9	394.9	34.4	-7.5
Kerosene and jet fuels	0572		216.6	247.7	247.3	30.4	-.2
Kerosene	02		221.3	290.1	272.6	42.0	-6.0
Jet fuel	03		216.9	246.2	246.7	29.9	.2
Light fuel oils	0573		225.5	288.2	266.7	33.1	-7.5
Home heating oil and other distillates	02		216.7	273.8	260.0	30.9	-5.0
#2 diesel fuel	03		231.2	296.7	271.9	33.9	-8.4
Residual fuels	0574		185.5	194.5	200.8	38.2	3.2
Finished lubricants	0576		272.8	275.8	275.8	2.9	0
Lubricating grease	03		248.8	254.3	254.8	4.9	.2
Lubricating and similar oils	04	06/85	255.9	258.5	258.4	2.7	0
Petroleum and coal products, n.e.c.	058	12/84	140.9	143.6	133.3	4.1	-7.2
Petroleum and coal products, n.e.c.	0581						
Asphalt	0112	06/85	153.6	157.7	142.4	5.8	-9.7
Other petroleum and coal products	0119	12/84	179.7	179.7	179.7	1.3	0
Chemicals and allied products	06		215.0	224.6	225.2	9.7	.3
Industrial chemicals	061		222.6	245.8	244.4	15.9	-.6
Basic inorganic chemicals ⁴	0613		188.2	194.2	195.8	9.6	.8
Inorganic chemicals, other than alkalies a	02		183.4	190.4	191.4	10.6	.5
Aluminum compounds	0209	06/95	122.9	128.6	(²)	(²)	(²)
Lime, inc., quick hydrated & dead burned dolomite	0213		164.3	164.8	165.0	5.5	.1
Potassium & sodium compounds, ex. bleaches/alkalies	0217	06/01	137.7	133.2	(²)	(²)	(²)
Other inorganic acids, inc. hydrochloric	0224	06/02	111.0	(²)	109.7	2.3	(²)
Sulfuric acid	0232	06/87	172.1	178.1	(²)	(²)	(²)
Rock salt	0271	12/84	220.6	223.8	227.6	4.1	1.7
Other inorganic chemicals, nec	0283	12/06	108.9	113.0	111.4	11.4	-1.4
Alkalies and chlorine	03		243.9	246.1	251.0	6.4	2.0
Natural sodium carbonate and sulfate	0301		134.0	134.2	(²)	(²)	(²)
Chlorine, sodium hydroxide, and other alkalies	0302	06/05	116.9	118.1	119.1	4.9	.8
Basic organic chemicals ⁴	0614		230.9	257.9	255.9	17.1	-.8
Primary	01		276.0	328.0	318.9	25.9	-2.8
Aromatics	0197	06/01	267.7	304.7	287.1	7.0	-5.8
Liquid refinery gases	0198	06/01	269.9	332.3	330.2	43.1	-.6
Intermediate	02		173.3	176.6	176.0	11.0	-.3
Cyclic intermediate chemicals	0281	06/01	163.1	165.3	(²)	(²)	(²)
Synthetic organic dyes	0282	06/01	79.6	87.1	(²)	(²)	(²)
Other basic organics	03		174.8	180.8	185.0	6.9	2.3
Ethanol (ethyl alcohol)	0341		258.6	244.3	248.8	-6.0	1.8
Other basic organics	0399	06/87	171.3	178.4	182.6	8.0	2.4
Paints and allied products	062		214.5	216.8	215.5	4.4	-.6
Prepared paint	0621		209.6	210.4	210.3	3.3	0
Architectural coatings	01		232.0	232.0	231.8	4.1	-1.1

See footnotes at end of table.

Table 6. Producer price indexes and percent changes for commodity groupings and individual items, not seasonally adjusted—Continued

(1982=100 unless otherwise indicated)

Commodity	Commodity code	Other index base	Index			Percent change to Dec. 2007 from:	
			Aug. 2007 ¹	Nov. 2007 ¹	Dec. 2007 ¹	Dec. 2006	Nov. 2007
Prepared paint—Continued	0621						
OEM finishes excluding marine coatings	02	06/83	146.6	148.3	148.4	2.6	0.1
Special purpose coatings, incl. marine, in	03	06/83	277.7	277.8	277.7	3.0	0
Paint materials	0622		215.7	223.0	217.7	7.6	-2.4
Paint colors	02		183.3	190.2	185.0	7.4	-2.7
Iron oxide pigments	0206	06/83	201.8	201.8	201.8	-4	0
Titanium pigments	0209		163.1	163.6	160.3	-2.9	-2.0
All other organic pigments	0298	06/87	124.7	126.4	126.3	5.2	-1
All other inorganic pigments	0299	06/83	271.1	300.8	283.6	28.6	-5.7
Paint fillers	04		147.5	148.7	148.7	8.5	0
Allied and miscellaneous paint products	0623	06/83	239.4	241.2	241.0	5.1	-1
Drugs and pharmaceuticals	063		325.7	327.1	328.0	4.4	.3
Medicinal and botanical chemicals	0631		141.7	141.8	141.6	2.1	-1
Synthetic organic medicinal chemicals, bulk	0201	06/82	141.8	141.9	141.6	2.3	-2
Other medicinals and botanicals, bulk	0202	06/82	129.6	130.2	130.1	1.5	-1
Preparations, veterinary	0634		144.9	(²)	(²)	(²)	(²)
Biological products, including diagnosti	0637		204.0	205.1	205.4	.9	.1
Diagnostics and other biologicals	14		221.2	222.4	222.3	-3	0
In-vitro diagnostic substances	1402		159.4	160.1	160.1	-2.5	0
Other biologics, except diagnostics, for human use	1405	12/04	123.2	124.0	123.9	1.9	-1
Biological products for veterinary, indus	17	12/04	110.3	110.5	110.5	5.2	0
Pharmaceutical preparations	0638	06/01	130.6	131.2	131.7	5.3	.4
Neoplasms, endocrine & metabolic disease	01	06/01	145.4	146.6	146.9	3.6	.2
Central nervous system and sense org	02	06/01	132.8	133.5	133.9	6.9	.3
Cardiovascular system	03	06/01	125.5	126.5	127.6	2.5	.9
Respiratory system	04	06/01	124.5	124.4	124.5	3.4	.1
Digestive and genito-urinary systems	05	06/01	137.7	137.9	137.9	5.9	0
Skin preparations	06	06/01	132.5	133.3	133.3	6.2	0
Vitamins, nutrients & hematinic preps.	07	06/01	104.4	105.7	105.9	2.6	.2
Parasitic and infective diseases	08	06/01	135.9	135.8	137.1	9.0	1.0
Fats and oils, inedible	064		188.8	220.1	241.0	49.5	9.5
Fats and oils, inedible	0641						
Soybean oil, processed for inedible purposes	0131	06/95	119.0	140.5	158.9	53.1	13.1
Inedible tallow and grease, except wool grease	0132	06/02	214.4	241.0	237.1	37.1	-1.6
Agricultural chemicals and chemical prod	065		184.1	192.1	201.8	28.8	5.0
Mixed fertilizers	0651		163.7	170.2	173.6	18.1	2.0
Fertilizer materials	0652		209.8	224.5	244.1	53.8	8.7
Nitrogenates	01		227.8	241.9	253.5	31.5	4.8
Synthetic ammonia, nitric acid & ammonium compounds	0135	06/03	154.6	162.4	169.7	27.8	4.5
Urea	0136		154.5	170.8	180.8	43.5	5.9
Fertilizer materials of organic origin	0137	12/93	269.2	272.9	289.3	48.3	6.0
Phosphates	02		196.0	210.9	235.3	75.9	11.6
Phosphate rock	0255	12/04	134.8	(²)	(²)	(²)	(²)
Superphosphate & other phosphate fert. materials	0271	06/03	208.2	234.1	275.4	109.1	17.6
Other agricultural chemicals	0653		157.7	158.6	160.3	3.1	1.1
Agricultural & commercial insecticides & chemicals	0106	06/03	105.5	106.4	107.7	4.0	1.2
Lawn & garden pesticides & chemicals	0107	06/03	107.6	(²)	115.5	9.1	(²)
Household & institutional pesticides & chemicals	0108	06/03	114.5	(²)	114.5	4	(²)
Plastic resins and materials	066		198.7	209.7	208.1	10.0	-8
Thermoplastics resins and plastics mater	0662		198.4	211.2	208.8	11.0	-1.1
Thermosetting resins and plastics materi	0663		212.4	214.8	216.9	5.1	1.0
Other chemicals and allied products	067		162.1	164.4	165.7	2.9	.8
Soap and synthetic detergents	0671		144.8	146.6	146.5	1.0	-1
Soaps & synth. detergents, ex. glycerin	04	06/83	139.1	140.8	140.7	1.0	-1
Soaps and detergents, nonhousehold	0401	06/83	188.6	192.7	192.4	1.5	-2
Household detergents	0402		121.9	122.0	122.0	0	0
Household soap, except specialty cleaners	0403	06/83	163.6	164.2	164.2	1.0	0
Specialty cleaning, polish. & san. p rods	0672	06/83	156.5	156.6	160.2	3.4	2.3

See footnotes at end of table.

Table 6. Producer price indexes and percent changes for commodity groupings and individual items, not seasonally adjusted—Continued

(1982=100 unless otherwise indicated)

Commodity	Commodity code	Other index base	Index			Percent change to Dec. 2007 from:	
			Aug. 2007 ¹	Nov. 2007 ¹	Dec. 2007 ¹	Dec. 2006	Nov. 2007
Specialty cleaning, polish. & san. prods—Conti nued	0672						
Polishing preparations and related products	0103	06/83	170.9	171.5	175.0	3.1	2.0
Specialty cleaning & sanitation products	0104	06/07	101.1	101.1	103.4	(²)	2.3
Cosmetics and other toilet preparations	0675		147.9	148.1	149.7	2.3	1.1
Shaving preparations	02		124.2	124.2	124.2	.5	0
Perfume, cologne & toilet water	03		166.1	166.1	166.1	1.1	0
Hair preparations	04		151.1	151.6	151.7	3.2	.1
Dentifrices	05		118.5	118.5	118.5	(³)	0
Creams, lotions and oils	14	06/99	113.2	113.2	113.3	1.0	.1
Other cosmetics and toilet preparations	15	06/99	103.8	103.8	107.4	3.8	3.5
Misc. chemical prod. and preparations	0679		179.7	184.3	185.5	3.9	.7
Explosives	02		185.2	184.6	185.0	2.7	.2
Industrial gases	03		182.1	187.1	191.5	-4.2	2.4
Acetylene	0301		229.9	229.9	242.9	9.7	5.7
Carbon dioxide	0302		193.7	196.6	202.1	12.5	2.8
Nitrogen	0303		120.5	123.6	125.0	4.1	1.1
Oxygen	0304		221.8	227.3	229.4	3.2	.9
Other industrial gases, n.e.c.	0308		169.4	175.0	180.4	-11.4	3.1
Adhesives and sealants	04	12/83	196.0	196.4	196.8	3.0	.2
Natural base glues and adhesives ..	0401	12/83	215.1	215.1	215.1	-3.0	0
Synthetic resin and rubber adhesives	0402	12/83	201.5	202.1	202.3	3.6	.1
Caulking compounds and sealants ..	0403	12/83	169.5	169.5	170.3	2.2	.5
Surface active agents	05	12/83	199.2	205.6	205.9	7.6	.1
Textile and leather assistants	0501	12/83	149.3	153.8	153.7	3.5	-1.
Bulk surfactants	0502	12/83	209.4	216.3	216.9	10.3	.3
Gum and wood chemicals	06	06/84	228.2	227.9	229.8	7.9	.8
Other miscellaneous chemical products ..	09		162.6	168.5	169.1	5.9	.4
Salt, evaporated and solar	0904	06/85	150.4	154.5	153.5	-5.5	-6.
Carbon, black	0918	12/83	209.7	237.2	237.2	9.6	0
Printing ink	0919	06/84	153.3	154.8	156.7	7.3	1.2
Water-treating compounds	0961	06/85	165.0	165.0	165.0	.7	0
Other chemical preparations, n.e.c.	0999	06/85	193.7	202.3	203.0	7.6	.3
Rubber and plastic products	07		155.7	156.6	157.1	1.6	.3
Rubber and rubber products	071		141.1	142.0	142.6	2.6	.4
Rubber, except natural rubber	0711		169.8	169.0	170.4	3.0	.8
Synthetic rubber	02		170.7	169.8	171.3	3.1	.9
Tires, tubes, tread, & repair materials ..	0712		118.8	120.7	121.0	2.6	.2
Tires	01		116.2	118.3	118.5	2.8	.2
Passenger car pneumatic tires	0104	12/03	125.1	127.3	127.7	3.5	.3
Truck and bus pneumatic tires	0105		110.2	112.5	112.5	2.5	0
Other pneumatic and all solid tires ..	0121	06/83	137.8	137.8	139.4	-4.	1.2
Tread rubber, tire sundries, & repair matl	03		167.1	167.1	167.1	.2	0
Miscellaneous rubber products	0713		155.4	155.7	156.3	2.3	.4
Footwear	01		132.7	132.7	132.7	.1	0
Protective footwear	0107		160.5	160.5	160.5	.9	0
Shoes with fabric uppers, exc sandals & slippers	0108	12/86	115.2	(²)	(²)	(²)	(²)
Rubber and plastic belts and belting	03		170.4	170.4	170.8	3.1	.2
Flat rubber and plastics belts and belting	0371	12/03	122.7	122.7	122.7	3.8	0
Rubber and plastics belt and belting, except flat	0372	12/03	107.1	107.1	(²)	(²)	(²)
Rubber hose	04		182.7	183.8	185.7	2.7	1.0
Rubber and plastics garden hose	0455	12/03	105.8	105.6	105.9	.6	.3
All other rubber and plastic hoses	0457	12/03	115.3	116.1	117.5	3.1	1.2
Miscellaneous rubber products, n.e.c	06	06/83	143.2	143.5	143.9	2.2	.3
Industrial rubber products, n.e.c.	0604	06/83	188.1	189.4	189.0	1.1	-2.
Other rubber goods	0606	06/83	147.0	148.4	148.6	3.3	.1
Sponge and foam rubber	0607	06/83	165.7	166.3	166.3	1.0	0
Rubber floor and wall coverings	0608	06/83	135.2	136.2	136.2	1.9	0
Compounds or mixtures	0612	06/83	145.9	147.8	148.6	3.4	.5
Rubber druggist & med. Sundries, incl. prophylactics	0616	12/03	106.8	106.6	106.7	1.9	.1
Rubber products for mechanical use	0617	12/04	104.8	104.4	104.8	2.1	.4
Rubber coated fabrics	0618	06/06	105.8	106.2	106.2	3.0	0
Plastic products	072		166.3	167.3	167.9	1.3	.4
Packaging products from plastics	072A	12/06	99.4	100.0	100.4	.4	.4
Consumer, institut., & commerc prod, nec	072B	12/06	101.8	102.0	102.5	2.5	.5
Construction products from plastics	0721		179.6	179.2	180.3	.3	.6
Plastics pipe	0603	12/05	86.8	86.5	89.2	2.1	3.1

See footnotes at end of table.

Table 6. Producer price indexes and percent changes for commodity groupings and individual items, not seasonally adjusted—Continued

(1982=100 unless otherwise indicated)

Commodity	Commodity code	Other index base	Index			Percent change to Dec. 2007 from:	
			Aug. 2007 ¹	Nov. 2007 ¹	Dec. 2007 ¹	Dec. 2006	Nov. 2007
Construction products from plastics—Continued	0721						
Plastics pipe fittings and unions	0604	12/05	101.8	100.1	100.8	-1.4	0.7
Plastics plumbing fixtures	0605	12/05	103.1	103.1	103.1	.8	0
Other plastic construction products	0606		172.8	172.6	172.2	-5	-2
Unsupp. plastic film/sheet/other shapes	0722		177.8	181.7	181.9	3.7	.1
Laminated plastic sheets, rods, and tube	0723		168.1	168.7	172.4	2.0	2.2
Parts for manufacturing from plastics	0726		130.0	130.2	130.3	-1.1	.1
Parts for transportation equip.	01		123.5	123.9	123.6	.2	-2
Other parts and components for mfg.	02		124.2	124.3	124.4	3.2	.1
Plastic components for furniture	03	12/82	196.0	194.9	197.5	-13.4	1.3
Other plastic products	0729	12/82	176.9	178.5	178.5	2.8	0
Custom compounding of purchased plastic resins	0196	12/99	135.7	137.7	137.6	4.3	-1
Reinforced fiberglass and plastic products, n.e.c.	0197	12/99	113.8	114.3	114.2	.7	-1
Foam products, ex. polystyrene and urethane	0198	12/99	123.1	123.1	123.1	2.4	0
Lumber and wood products	08		193.2	189.7	189.4	-5	-2
Lumber	081		176.8	167.3	165.9	-3.8	-8
Softwood lumber	0811		174.1	158.9	157.9	-4.7	-6
Flooring, siding, and cut stock	05		204.9	202.5	200.3	1.4	-1.1
Softwood lumber, not edge worked, not MFPM	06	12/03	93.7	83.3	82.9	-7.6	-5
Softwood lumber MFPM	07	12/03	121.7	119.9	119.0	6.4	-8
Hardwood lumber	0812		192.2	190.8	188.7	-3.3	-1.1
Hardwood dimension	03		192.8	192.1	192.9	-3.0	.4
Hardwood dimension stock	0311	06/84	167.7	167.1	167.8	-2.9	.4
Hardwood flooring	04	06/84	154.1	156.0	155.6	.7	-3
Hardwood lumber, not edge worked, not MFPM	05	12/03	102.4	100.2	98.7	-5.4	-1.5
Hardwood lumber MFPM	06	12/03	90.8	92.2	89.4	-1.1	-3.0
Millwork	082		201.4	201.6	201.2	.2	-2
General millwork	0821		204.0	204.5	204.4	1.3	0
Wood kitchen cabinets and cabinetwork	0101		192.1	192.5	192.3	2.0	-1
Vanities and other cabinetwork	0103	06/84	186.2	186.3	186.3	1.4	0
Wood window units	0112	06/83	180.2	180.2	184.2	2.6	2.2
Wood sash	0122	06/83	211.0	211.0	211.0	.1	0
Wood window and door frames	0132	06/83	145.3	144.7	143.3	-1.6	-1.0
Wood doors, flush and panel, interior and exterior	0142	06/83	176.6	176.8	174.2	-1.5	-1.5
Other wood doors, incl. garage, screen, storm, etc.	0152	06/83	188.1	188.1	189.9	2.9	1.0
Wood mouldings, ex. prefinished from purchased mldgs	0162	06/83	183.8	190.0	186.0	1.8	-2.1
Mirror and picture frames	0175	06/02	103.9	103.8	103.9	2.0	.1
Other millwork products	0183	06/83	208.1	205.3	205.3	-1.7	0
Prefabricated structural members	0822		187.9	185.2	183.9	-7.1	-7
Other engineered structural wood members	0108	12/03	111.1	108.4	106.0	-8.9	-2.2
Wood trusses	0109	12/03	106.1	105.3	105.1	-5.4	-2
Miscellaneous millwork products	0823	06/84	192.0	194.2	193.6	3.7	-3
Plywood	083		181.1	177.2	177.1	7.2	-1
Softwood plywood	0831		208.4	199.6	199.1	14.0	-3
Softwood veneer and plywood	0303	12/05	100.5	96.3	96.1	14.0	-2
Hardwood veneer and plywood	0835	12/05	102.6	102.8	102.9	.6	.1
Hardwood veneer and plywood	01	12/05	102.6	(²)	(²)	(²)	(²)
Hardwood veneer and plywood	0101	12/05	102.6	(²)	(²)	(²)	(²)
Other wood products	084		142.6	142.7	142.8	-.3	.1
Wood pallets and skids	0841		199.8	199.8	199.9	-2.1	.1
Boxes	0842		172.0	172.0	172.0	3.1	0
Nailed or lock-corner wooden boxes	0101	06/85	158.0	158.0	158.0	2.9	0
Wooden box and crate shooks	0102	06/85	146.6	(²)	(²)	(²)	(²)
Wood container parts and wood containers, nec	0127	12/03	107.1	107.1	107.1	3.8	0
Miscellaneous wood products	0849		110.4	111.9	111.8	4.0	-1
Wood ties, siding, shingles, & shakes and	03	12/03	105.5	107.2	107.0	2.0	-2
Sawn wood fence stock, wood lat, and contr	04	12/03	112.3	113.4	(²)	(²)	(²)

See footnotes at end of table.

Table 6. Producer price indexes and percent changes for commodity groupings and individual items, not seasonally adjusted—Continued

(1982=100 unless otherwise indicated)

Commodity	Commodity code	Other index base	Index			Percent change to Dec. 2007 from:	
			Aug. 2007 ¹	Nov. 2007 ¹	Dec. 2007 ¹	Dec. 2006	Nov. 2007
Logs, bolts, timber and pulpwood	085		213.7	207.2	207.6	-3.4	0.2
Logs, bolts, timber and pulpwood	0851						
Softwood logs, bolts and timber	01		214.5	200.4	200.4	-6.3	0
Hardwood logs, bolts and timber	02		104.9	105.4	105.4	.1	0
Pulpwood	03		95.5	97.1	97.1	-9	0
Other roundwood products	04	06/86	205.6	205.3	206.5	.1	.6
Prefabricated wood buildings & component	086	12/84	217.3	217.6	219.8	1.5	1.0
Prefabricated wood buildings & component	0861						
Components not sold as complete units	0101	12/84	195.8	196.6	204.8	7.0	4.2
Precut packages sold as complete units	0102	12/84	250.5	251.4	257.2	4.3	2.3
Panelized buildings sold as complete units	0103	12/84	215.1	215.1	215.6	-6.3	.2
Modular buildings shipped with floor & walls	0104	12/84	206.2	206.2	206.2	2.5	0
Treated wood and contract wood preservin	087	06/85	168.7	162.7	164.9	2.2	1.4
Treated wood and contract wood preservin	0871						
Treated wood	01	06/85	168.8	162.8	163.9	1.7	.7
Poles, piles, and posts	0101	06/85	202.1	206.1	207.5	2.4	.7
Other wood products	0102	06/85	154.6	146.8	147.8	1.3	.7
Contract wood preserving	02	06/85	157.6	151.2	171.2	10.0	13.2
Pulp, paper, and allied products	09		217.6	220.4	220.5	3.9	0
Pulp, paper, and prod., ex. bldg. paper	091		186.9	191.4	191.6	5.4	.1
Woodpulp	0911		163.7	165.8	167.2	11.9	.8
Woodpulp	05	06/06	113.6	115.1	116.1	11.8	.9
Woodpulp	0501	06/06	113.6	115.1	116.1	11.8	.9
Wastepaper	0912		388.7	416.0	403.0	55.5	-3.1
News wastepaper	01		310.0	320.9	320.9	32.8	0
News wastepaper	0125	06/06	140.0	144.9	144.9	32.8	0
Mixed wastepaper	02		875.8	953.0	923.0	44.0	-3.1
Mixed wastepaper	0225	06/06	156.9	170.8	165.4	44.1	-3.2
Corrugated wastepaper	03		426.9	443.0	425.7	56.2	-3.9
Corrugated wastepaper	0325	06/06	146.7	152.2	146.2	56.2	-3.9
High grades wastepaper (pulp subs & deink	07	12/86	205.9	229.4	224.7	39.8	-2.0
High grades wastepaper (pulp, substitutes & deinking	0725	06/06	154.8	172.4	168.9	39.8	-2.0
Exports (all grades)	08	12/86	288.8	308.5	297.6	63.2	-3.5
Paper	0913		168.3	171.1	172.4	1.4	.8
Writing and printing papers	01		165.9	169.0	170.0	2.3	.6
Ground wood paper, uncoated	0101	12/99	97.0	96.7	97.0	(²)	.3
Clay coated printing and converting paper	0118	06/99	115.4	116.4	118.6	2.5	1.9
Publication and printing paper, all types	0124	12/99	120.6	123.9	124.3	4.2	.3
Bond and all writing paper	0138	12/99	113.6	116.1	116.1	2.7	0
Cover & text papers & misc. uncoated freesheet	0144	12/99	120.4	125.8	125.2	3.6	-5
Bleached bristols, coated and uncoated	0147		191.1	195.0	(²)	(²)	(²)
Newsprint	02		124.1	121.2	124.4	-17.8	2.6
Packaging and industrial converting paper	03		201.0	205.5	207.4	4.8	.9
Packaging/industrial convt. paper, ex unbleach kraft	0319	12/99	114.8	119.0	119.7	6.3	.6
Special industrial paper, except specialty packaging	0320	06/07	100.0	100.9	101.7	(²)	.8
Coated and laminated single and multi-web paper	0321	12/87	160.0	159.6	159.6	.1	0
Coated and laminated single and multi-web film	0322	12/87	160.1	165.1	167.5	5.1	1.5
Coated and laminated paper, n.e.c.	05	12/82	177.8	179.2	178.6	5.2	-3
All other coated and processed papers	0502	06/07	101.2	102.0	101.7	(²)	-3
Paperboard	0914		199.1	209.2	209.4	6.0	.1
Corrugated paperboard in sheets and rolls	05		194.0	197.7	199.3	.4	.8
Paperboard, ex. corrugated paperboard	11	12/82	209.4	221.2	221.2	7.0	0
Semichemical paperboard	1104	12/82	228.8	244.9	244.9	7.0	0
Recycled paperboard	1105	12/82	234.3	242.3	242.3	5.6	0
Unbleached kraft packaging/indust. convert. paperbrd	1107	12/99	123.8	132.4	132.4	7.3	0
Converted paper and paperboard products	0915		188.0	191.1	191.6	3.0	.3
Sanitary paper products, including stock	01		163.1	163.3	163.5	2.0	.1
Paper, plastic, and foil bags	02		223.2	227.6	228.4	2.6	.4
Grocers' and variety bags (paper)	0214	12/83	270.3	271.6	271.7	7.4	0
Specialty bags, pouches and liners	0216	12/83	176.4	180.2	180.9	2.2	.4
Shipping sacks and multiwall bags, all	0218	12/83	219.7	222.7	224.0	2.2	.6
Paper boxes and containers	03		197.3	201.2	201.7	3.1	.2
Corrugated shipping containers	0301	06/87	180.7	186.8	187.5	3.7	.4
Setup paperboard boxes	0322	12/83	190.4	192.5	192.3	3.9	-1
Folding paperboard boxes	0336	12/04	102.2	101.4	101.5	1.5	.1

See footnotes at end of table.

Table 6. Producer price indexes and percent changes for commodity groupings and individual items, not seasonally adjusted—Continued

(1982=100 unless otherwise indicated)

Commodity	Commodity code	Other index base	Index			Percent change to Dec. 2007 from:	
			Aug. 2007 ¹	Nov. 2007 ¹	Dec. 2007 ¹	Dec. 2006	Nov. 2007
Converted paper and paperboard products—Continued	0915						
Paperboard fiber drums	0337		222.6	224.7	(²)	(²)	(²)
Cups and liquid-tight containers	0352	06/85	257.2	257.2	257.2	2.5	0
Packaging accessories	04		211.9	222.5	223.4	6.0	.4
Other corrugated and solid fiber products	0441		294.7	309.5	310.7	5.8	.4
Office supplies and accessories	06		150.8	152.4	154.6	3.6	1.4
Envelopes	0636	12/84	142.3	142.3	145.2	3.9	2.0
Inked ribbons	0642	12/85	89.5	90.0	89.5	-2.1	-6
Carbon and stencil paper	0644	12/85	132.8	132.8	(²)	(²)	(²)
Die-cut paper and paperboard office supplies	0646	12/03	115.2	115.3	117.8	2.3	2.2
Business machine paper & other paper office supplies	0655	06/90	154.0	157.2	159.1	3.4	1.2
Stationery, tablets and related products	0656	06/05	106.8	110.5	110.9	6.4	.4
Fiber and composite cans & related product	07		256.5	257.1	257.1	3.3	0
Pressed and molded pulp goods	08	06/85	175.7	175.7	175.7	2.8	0
Misc. converted paper and board products	09	12/84	164.9	167.1	165.3	2.0	-1.1
Pasted, lined, laminated or surface coated	0901	12/84	196.5	200.2	199.9	1.5	-1
Wall coverings	0902	06/85	144.4	144.4	144.4	(²)	0
Other converted paper and board products	0999	12/84	163.1	165.3	163.1	1.7	-1.3
Building paper & building board mill product	092		159.4	155.7	152.3	-2.2	-2.2
Hardboard, particleboard & fiberboard product	0922		150.4	146.8	143.5	-2.2	-2.2
Particleboard and fiberboard	01		156.5	152.4	148.5	-1.9	-2.6
Particleboard	0123	12/82	191.8	193.7	199.2	-1.8	2.8
Particleboard, extruded-type	0124	12/82	139.7	128.4	117.1	-8.2	-8.8
Medium density fiberboard	0131	06/84	139.7	144.8	147.4	11.2	1.8
Prefinished particleboard & mdf made from pure mats	0141	12/02	127.6	(²)	(²)	(²)	(²)
Hardboard and fabricated hardboard product	02	06/84	118.8	117.7	117.0	-4.0	-6
Building board, const. paper & felt stock	0923	12/85	197.9	(²)	(²)	(²)	(²)
Insulating fiberboard	0102	06/91	205.8	(²)	(²)	(²)	(²)
Publications, printed matter & printing	093		247.5	248.8	248.9	2.9	0
Newspapers	0931		350.3	355.3	352.9	2.2	-7
Circulation	01		244.8	247.3	247.2	1.8	0
Daily & Sunday newspapers (subscriptions and sales)	0101	06/99	118.6	120.0	120.0	2.3	0
Weekly & other newspapers (subscriptions and sales)	0105	06/99	117.0	117.0	117.0	-6	0
Advertising	02		386.8	392.7	389.4	2.4	-8
Daily & Sunday newspapers (advertising)	0201	06/99	139.5	141.4	140.3	2.0	-8
Weekly and other newspapers (advertising)	0205	06/99	131.1	134.4	132.3	4.3	-1.6
Periodicals	0932		312.4	311.8	312.7	7.8	.3
Advertising	02		368.0	366.3	367.5	4.7	.3
Specialized business/professional periodicals, advertising	0229	06/99	140.7	140.7	140.7	2.5	0
General & consumer periodicals, advertising	0238	06/99	146.6	145.7	146.3	5.1	.4
Other periodicals, incl. advertising periodicals, nec	0244	06/07	100.0	100.0	100.0	(²)	0
Circulation	04	06/07	99.8	99.9	100.1	(²)	.2
Book publishing	0933		286.2	288.3	288.2	2.6	0
Textbooks	01		469.5	471.3	472.5	2.6	.3
Technical, scientific & professional books	02		296.5	302.0	301.1	6.4	-3
Religious books	03		189.2	189.2	189.2	.1	0
General books	04		191.7	192.9	192.3	.4	-3
Mass market rack-size book publishing	0414		219.7	219.7	219.7	0	0
Adult trade and juvenile	0416	06/88	161.9	163.5	162.7	.5	-5
Book club and mail order book publishing	0417	06/88	126.7	126.8	126.7	.6	-1
General reference books	05		164.8	164.8	164.8	.5	0
Other books, incl. music books & pamphlets	08	06/88	185.3	185.3	185.3	.6	0
Other book publishing, excluding pamphlets	0801	06/88	210.6	210.6	210.6	.7	0
Pamphlet publishing (5 to 48 pages)	0802	06/88	148.3	148.3	148.3	0	0
Book printing	0934	12/83	161.5	162.1	162.1	0	0
Manifold business forms	0935	12/83	253.9	264.4	271.3	10.1	2.6
Unit set forms	0101	12/83	282.3	293.4	305.0	12.7	4.0
Manifold books	0102	12/83	229.6	233.8	235.4	3.4	.7
Custom continuous forms	0103	12/83	230.3	242.5	249.2	11.8	2.8
Stock continuous forms	0104	12/83	254.8	260.1	259.8	2.0	-1
Greeting cards and misc. publishing	0936	06/84	247.8	248.8	249.2	3.4	.2
Greeting card publishing	0104	12/85	214.7	216.2	215.8	2.4	-2
All other publishing	0105	12/89	206.4	206.6	208.8	7.9	1.1
Directory and mailing list publishing	02	12/03	108.4	108.8	108.9	2.8	.1
Commercial printing	0937	06/82	166.1	166.1	166.5	.4	.2
Magazine and periodical printing	01	06/82	132.4	132.6	132.6	.8	0

See footnotes at end of table.

Table 6. Producer price indexes and percent changes for commodity groupings and individual items, not seasonally adjusted—Continued

(1982=100 unless otherwise indicated)

Commodity	Commodity code	Other index base	Index			Percent change to Dec. 2007 from:	
			Aug. 2007 ¹	Nov. 2007 ¹	Dec. 2007 ¹	Dec. 2006	Nov. 2007
Commercial printing—Continued	0937						
Lithographic	0102	06/82	138.3	138.5	138.5	0.9	0.0
Gravure	0103	06/82	101.8	(²)	(²)	(²)	(²)
Label and wrapper printing for packaging	02	06/82	174.1	174.2	175.6	.7	.8
Lithographic	0202	06/82	146.6	146.6	148.4	1.2	1.2
Gravure	0203	06/82	129.9	130.1	130.1	-5	0
Catalog and directory printing	03	06/82	130.8	132.4	132.2	1.2	-2
Lithographic	0302	06/82	144.4	146.3	146.0	1.2	-2
Financial and legal printing	04	06/82	181.6	182.3	182.1	0	-1
Lithographic	0402	06/82	170.1	170.8	170.6	0	-1
Advertising printing	05	06/82	156.7	157.1	157.1	-2	0
Lithographic	0502	06/82	152.8	153.1	153.0	-3	-1
Gravure	0503	06/82	113.7	116.0	116.0	.3	0
Other general job printing	06	06/82	217.5	215.3	216.1	.8	.4
Letterpress	0601	06/82	212.7	212.7	212.7	0	0
Quick printing	0602	06/82	217.3	215.0	215.9	.9	.4
Gravure	0603	06/82	115.4	111.9	(²)	(²)	(²)
Commercial printing, n.e.c.	11	12/88	130.0	130.1	130.8	.2	.5
Screen printing, excluding textiles	1101	06/82	141.4	141.4	141.4	.5	0
Engraving	1102	12/84	229.7	229.7	229.7	4.9	0
Digital printing	1103	12/88	108.6	109.1	109.1	1.7	0
Flexographic printing	1104	12/96	116.3	116.3	117.7	-8	1.2
Blankbooks, binders, and bookbinding work	0938	06/85	172.0	173.7	173.1	2.4	-3
Blankbooks, looseleaf binders, and devices	01	06/85	179.6	180.5	179.8	2.6	-4
Blankbook making	0101	06/85	196.7	198.2	196.6	2.6	-8
Looseleaf binders and devices	0102	06/85	152.7	152.7	153.5	2.5	.5
Bookbinding and related work	02	12/85	151.7	154.2	153.7	2.1	-3
Edition, library and other hardcover book binding	0201	12/85	151.5	154.4	154.2	2.5	-1
Other book and pamphlet binding	0202	12/85	150.6	152.9	152.4	2.0	-3
Services for the printing trade	0939	06/85	112.4	112.4	112.4	1.2	0
Prepress services, including plate making	05	12/03	100.3	100.3	100.3	1.2	0
Services for the printing trade	0501	12/03	100.0	100.0	100.0	1.0	0
Printing plates prepared for printing exc blanks	0502	12/03	101.9	101.9	101.9	1.8	0
Metals and metal products	10		195.5	195.2	194.3	4.2	-5
Iron and steel	101		200.5	198.5	201.2	6.1	1.4
Iron ore	1011		129.6	129.5	129.5	1.3	0
Iron and steel scrap	1012		393.2	403.2	424.4	30.4	5.3
Carbon steel scrap	11	12/86	356.9	362.7	383.2	32.5	5.7
Heavy melting scrap	1191	06/96	194.7	196.7	211.2	28.5	7.4
Carbon steel scrap bundles	1192	06/96	195.9	189.5	202.5	41.9	6.9
Shredded carbon steel scrap	1193	06/96	180.5	183.0	193.5	29.4	5.7
Cut plate and structural scrap	1194	06/96	190.6	194.2	206.7	30.2	6.4
Other carbon steel scrap	1195	06/96	192.7	202.5	209.0	34.5	3.2
Stainless and alloy steel scrap	12	12/86	358.1	449.6	439.4	-7.7	-2.3
Cast iron scrap	13	12/86	213.1	212.6	223.8	17.4	5.3
Other ferrous scrap	15	06/06	119.0	124.2	128.4	44.3	3.4
Other ferrous scrap	1501	06/06	119.0	124.2	128.4	44.3	3.4
Foundry and forge shop products	1015		172.3	172.0	171.7	2.9	-2
Pressure & soil pipe & fittings, cast iron	02		276.7	278.5	276.0	4.4	-9
Soil pipe & fittings, gray & ductile iron	0235		391.8	391.8	391.8	5.2	0
Pressure pipe and fittings, ductile iron	0237		214.2	215.9	213.5	4.2	-1.1
Gray & ductile iron castings, other	04		165.6	165.5	165.3	3.2	-1
Malleable iron castings	05		208.4	208.0	205.9	0	-1.0
Carbon, stainless, and alloy investment	06		210.6	211.0	210.9	7.1	0
Other steel castings, carbon steel	07		197.6	198.1	197.7	2.1	-2
Other steel casting, high alloy & stainless	08		200.1	184.8	188.4	-6	1.9
Other steel castings, low alloy steel	09		184.0	184.7	185.5	10.7	.4
Other forge shop products	13	06/82	141.4	141.4	141.2	-6	-1
Seamless rolled ring forgings	1329	06/82	203.6	(²)	(²)	(²)	(²)
Closed die forgings, ferrous	1359	06/98	107.7	108.3	108.2	-2.2	-1
Electrometallurgical products	1016		288.9	297.4	(²)	(²)	(²)
Ferrosilicon	07	06/01	196.0	(²)	(²)	(²)	(²)
Other ferroalloys and ferrous products	08	06/01	208.3	215.0	(²)	(²)	(²)
Steel mill products	1017		183.4	179.3	180.8	1.0	.8
Semifinished steel mill products	02	06/82	249.7	245.4	249.0	11.1	1.5
Hot rolled sheet and strip, incl. tin mill	03	06/82	137.3	136.6	137.3	1.6	.5
Hot rolled bars, plates, & structural shapes	04	06/82	192.3	187.9	188.0	8.1	.1
Steel wire	05	06/82	242.8	242.2	243.1	5.3	.4

See footnotes at end of table.

Table 6. Producer price indexes and percent changes for commodity groupings and individual items, not seasonally adjusted—Continued

(1982=100 unless otherwise indicated)

Commodity	Commodity code	Other index base	Index			Percent change to Dec. 2007 from:	
			Aug. 2007 ¹	Nov. 2007 ¹	Dec. 2007 ¹	Dec. 2006	Nov. 2007
Steel mill products—Continued	1017						
Steel pipe and tube	06	06/82	202.1	198.9	200.3	-1.9	0.7
Cold rolled sheets and strip	07	06/82	216.9	204.9	208.2	-9.0	1.6
Cold finished bars	08	06/82	153.7	154.9	156.9	6.7	1.3
Nonferrous metals	102		247.5	247.7	239.7	3.9	-3.2
Nonferrous metal ores	1021	12/83	253.1	275.3	260.4	15.1	-5.4
Copper ores	02	06/88	435.4	(²)	384.4	-9	(²)
Gold ores	05	06/85	199.6	238.8	247.1	29.7	3.5
Other metal ore mining	12	12/03	403.3	396.6	404.7	24.8	2.0
Primary nonferrous metals	1022		271.9	282.3	258.3	4.0	-8.5
Primary nonferrous metals	01		278.6	289.2	264.7	4.0	-8.5
Primary aluminum, except extrusion billet	0115	12/99	148.9	154.0	(²)	(²)	(²)
Aluminum extrusion ingot (billet)	0121		203.2	202.1	194.5	-12.3	-3.8
Copper cathode and refined copper	0131	12/96	347.4	(²)	313.0	16.2	(²)
Other nonferrous metals, unalloyed	0181	06/88	311.9	327.2	311.3	11.5	-4.9
Nonferrous scrap	1023		372.6	374.9	364.6	8.1	-2.7
Copper base scrap	01		507.3	491.0	473.0	1.2	-3.7
No. 1 copper scrap, including wire	0101	12/86	456.9	433.7	405.2	-2.9	-6.6
No. 2 copper scrap, including wire	0102	12/86	605.4	570.9	553.0	-2.6	-3.1
Yellow brass scrap	0103	12/86	625.9	619.1	607.9	9.1	-1.8
Other copper and brass scrap	0104	12/86	458.4	447.2	440.3	-8	-1.5
Aluminum base scrap	02		267.7	269.3	264.4	-5.8	-1.8
Solids and clippings, new scrap	0201	12/86	198.7	202.3	195.5	-9.2	-3.4
Borings, turnings, and other new scrap	0202	12/86	268.7	274.2	270.6	-5.1	-1.3
Used beverage can scrap	0205	12/86	251.6	242.4	239.3	-7.2	-1.3
Other old scrap	0206	12/86	204.0	207.4	206.2	-9	-6
Other nonferrous scrap, inc lead, zinc & prec	03		277.2	295.6	285.7	31.5	-3.3
Other nonferrous scrap, inc lead, zinc & precious metal	0309	06/06	118.5	126.4	122.2	31.5	-3.3
Secondary nonferrous metals	1024		236.1	236.9	234.3	2.7	-1.1
Secondary aluminum	02		213.3	206.5	210.0	-3.0	1.7
Copper, alloyed and unalloyed	03		442.0	445.1	445.6	5.3	.1
Refined lead	04		273.9	302.9	(²)	(²)	(²)
Refined zinc, slab and dust	05		321.2	264.5	240.7	(²)	-9.0
Precious metals	06		165.0	189.5	190.4	11.9	.5
Other nonferrous metals	07		249.4	244.4	245.4	2.6	.4
Nonferrous mill shapes	1025		222.6	214.3	210.6	-2.5	-1.7
Aluminum mill shapes	01		188.8	183.1	182.7	-1.7	-2
Aluminum sheet	0105	12/03	133.5	129.1	128.1	-1.8	-8
Foil, plain (under .006 inches)	0111		176.3	166.3	169.4	-9	1.9
Aluminum plate	0129		176.4	177.1	175.4	5.5	-1.0
Rolled aluminum rod and bar, inc continuous cast	0143		189.7	179.0	168.4	-7.4	-5.9
Extruded aluminum rod, bar, and other shapes except	0162	12/04	118.0	114.5	116.3	-1.7	1.6
Aluminum extruded and drawn pipe and tube	0163	12/04	106.9	105.9	106.1	-1.9	.2
Copper and brass mill shapes	02		423.0	404.3	386.7	-3.8	-4.4
Copper and copper-base alloy sheet, strip, and plate	0237	12/03	227.2	210.8	207.4	-8.3	-1.6
Copper and copper-base alloy rod, bar and shapes	0238	12/03	266.9	262.4	250.8	-7.7	-4.4
Copper and copper-base alloy pipe and tube	0239	06/04	223.1	207.7	196.0	5.5	-5.6
Nickel alloy mill shapes	04		293.3	281.6	(²)	(²)	(²)
Titanium mill shapes	05		298.5	287.8	311.7	3.8	8.3
Other mill shapes	19		208.7	197.6	190.6	-14.1	-3.5
Other nonferrous metal roll/draw/extruding	1935	12/03	190.3	167.6	155.8	-28.2	-7.0
Nonferrous wire and cable	1026		251.5	242.9	234.9	.2	-3.3
Electric wire and cable	0301	12/82	221.2	216.9	213.6	1.5	-1.5
Control & signal wire and cable	0304	06/04	173.3	171.6	169.8	3.3	-1.0
Building wire and cable	0306	06/04	225.3	224.6	210.5	4.0	-6.3
Copper and copper alloy wire & cable, bare & tinned	0314	12/86	322.9	300.8	286.8	-8.2	-4.7
Apparatus wire from purchased insulated wire	0327	12/03	133.8	133.8	133.1	-1.0	-5
Power wire and cable	0332	06/04	190.6	167.1	169.9	-2	1.7
Fiber optic cable	0333	12/88	65.7	65.7	65.7	-6	0
Other wire and cable	0399	06/04	148.4	148.0	141.3	4.2	-4.5
Nonferrous forge shop products	1027	12/83	173.1	173.1	173.1	3.6	0
Hot impression die, impact, press, & upset	0111	12/83	173.9	173.9	173.9	3.6	0
Nonferrous foundry shop products	1028		192.5	192.8	195.1	7.3	1.2
Castings, alum./alum.-base alloy	02		174.0	172.2	173.1	1.1	.5
Motor vehicle die castings	0201		138.5	138.3	138.8	-3	.4
Other die castings	0203	06/83	179.6	174.3	175.6	-2.5	.7
Sand castings	0204	06/83	196.5	196.4	196.4	.9	0
Perm. and semi-perm. mold castings	0205	06/83	151.4	150.3	150.8	2.4	.3

See footnotes at end of table.

Table 6. Producer price indexes and percent changes for commodity groupings and individual items, not seasonally adjusted—Continued

(1982=100 unless otherwise indicated)

Commodity	Commodity code	Other index base	Index			Percent change to Dec. 2007 from:	
			Aug. 2007 ¹	Nov. 2007 ¹	Dec. 2007 ¹	Dec. 2006	Nov. 2007
Nonferrous foundry shop products—Continued	1028						
Copper and copper-base alloy castings	03	06/83	274.6	276.9	275.7	4.7	-0.4
Copper and copper-base alloy sand castings	0301	06/83	304.3	307.2	305.7	4.2	-5
Other copper/copper-base alloy castings	0302	06/83	201.7	202.1	201.6	6.7	-2
Zinc Castings	04	06/83	242.6	233.6	231.9	2.1	-7
Magnesium and magnesium-base castings	05	06/83	127.5	135.8	133.2	8.0	-1.9
Other nonferrous castings	06	06/83	203.2	218.0	233.1	54.1	6.9
Metal containers	103		134.1	134.0	134.1	5.7	.1
Metal cans and can components	1031		127.8	127.8	127.9	7.3	.1
Steel cans	02		156.6	156.6	156.9	2.0	.2
Aluminum cans	03		105.8	(²)	(²)	(²)	(²)
Barrels, drums, and pails	1032		209.0	208.7	208.7	.4	0
Other metal containers	0104	12/05	102.0	101.9	101.9	.4	0
Hardware	104		180.6	180.5	179.9	1.9	-3
Hardware, n.e.c.	1041		172.4	172.0	170.9	2.0	-6
Builders hardware	01		199.7	199.1	197.2	2.2	-1.0
Builders hardware (lock units, key blanks, door etc.)	0104	06/07	100.6	100.3	99.4	(²)	-9
Transportation equipment hardware	03		137.4	137.6	137.0	0	-4
Motor vehicle hardware	0311	06/85	115.1	115.2	115.0	.1	-2
Other transportation equipment hardware	0341	06/85	393.8	394.4	387.6	-2	-1.7
Furniture hardware	04		200.5	199.1	199.1	0	0
Other hardware, n.e.c.	05	06/85	190.5	189.8	189.7	12.1	-1
Hand and edge tools	1042		200.0	200.2	200.6	1.8	.2
Mechanics hand service tools	0135	06/06	103.2	103.4	103.4	2.1	0
Edge tools, hand operated	0145	06/06	101.5	101.5	102.0	1.1	.5
Other handtools, nec	0155	06/06	102.0	102.2	102.5	2.6	.3
Handsaws and handsaw blades	0168	12/03	107.2	107.1	107.2	.5	.1
Plumbing fixtures and fittings	105		221.9	220.2	220.2	3.1	0
Vitreous china fixtures	1052		146.1	136.1	136.1	-4.8	0
Plumbing fixture fittings and trim	1054		250.7	252.1	252.0	5.6	0
Bath and shower fittings	0211	06/83	201.5	202.6	202.6	2.1	0
Lavatory and sink fittings	0218	06/98	120.4	122.7	122.7	1.2	0
Miscellaneous brass goods	0223	06/83	263.9	263.8	263.8	10.0	0
Enameled iron & metal sanitary ware	1056	12/86	187.7	187.7	187.7	2.5	0
Heating equipment	106		196.1	197.2	197.2	3.2	0
Steam and hot water equipment	1061		214.8	214.8	215.3	4.4	.2
Cast iron heating boilers, radiators and convectors	0106	06/99	135.3	135.3	135.7	5.9	.3
Steel heating boilers, all classes	0112	06/99	137.8	137.8	137.8	.6	0
Floor & wall furnaces/heaters/parts	1062		169.1	169.1	169.1	4.6	0
Other heating, non-elect., inc parts	1063		186.6	190.7	190.5	3.2	-1
Domestic heating stoves	1064		152.7	153.1	152.9	2.9	-1
Water heaters, domestic	1066		242.5	242.5	242.5	-1	0
Electric	0101		229.4	229.4	229.4	-3	0
Non-electric water heaters	0114	12/00	152.9	152.9	152.9	0	0
Fabricated structural metal products	107		188.2	189.1	190.1	2.6	.5
Metal doors, sash, and trim	1071		198.0	198.2	198.6	2.2	.2
Metal doors and frames, exc. storm	02	06/83	193.2	192.9	193.0	.9	.1
Metal doors and frames, exc. Storm	0209	06/07	100.2	100.1	100.1	(²)	0
Metal window sash and frames, exc. storm	03	06/83	183.2	183.9	184.5	3.5	.3
Metal molding and trim and storefronts	04	06/83	331.0	334.5	336.6	2.2	.6
Storm sash and doors	05	06/83	163.0	161.5	161.5	2.8	0
Screens and weatherstrip	06	06/83	181.8	182.8	182.8	14.4	0
Metal tanks	1072		179.4	182.0	181.9	5.3	-1
Storage and other non-pressure tanks	0104	12/94	161.5	162.1	162.1	1.4	0
Non-LPG gas cylinders	0122		144.1	144.0	144.0	1.3	0
Metal tanks, complete at factory, std. line pressure	0126	12/01	135.3	139.8	139.8	4.8	0
Metal tanks and vessels, custom fabricated at fact.	0135	12/01	153.4	157.6	156.8	8.4	-5
Metal tanks & vessels, custom fab. and field erected	0152	12/94	147.5	146.6	147.7	4.2	.8

See footnotes at end of table.

Table 6. Producer price indexes and percent changes for commodity groupings and individual items, not seasonally adjusted—Continued

(1982=100 unless otherwise indicated)

Commodity	Commodity code	Other index base	Index			Percent change to Dec. 2007 from:	
			Aug. 2007 ¹	Nov. 2007 ¹	Dec. 2007 ¹	Dec. 2006	Nov. 2007
Sheet metal products	1073		181.5	181.3	181.7	0.4	0.2
Air conditioning ducts and stove pipe	0131	12/03	137.7	135.6	137.7	2.3	1.5
Metal roofing and drainage equipment	0132	12/03	136.8	136.1	136.1	1.3	0
Sheet metal siding	0133	12/03	125.3	124.9	125.0	1.0	.1
Sheet metal roof ventilators, louvers and dampers	0135	12/03	115.0	119.3	117.5	2.2	-1.5
Other sheet metal work	0136	12/03	117.8	117.8	117.8	-8	0
Struct., arch., pre-eng. metal products	1074		186.3	188.0	188.5	2.8	.3
Nonferrous pipe, tube, and fittings	04		259.0	259.0	(²)	(²)	(²)
Fabricated structural metal	05		188.7	190.7	191.1	5.3	.2
Fabricated structural metal for buildings	0501		178.2	180.0	179.9	4.7	-.1
Other fabricated structural metal	0512	06/82	207.9	210.4	211.7	6.4	.6
Miscellaneous metal work	07		145.7	149.0	148.4	-4.1	-4
Architectural and ornamental metalwork	08	12/83	201.4	201.9	203.1	2.8	.6
Stairs, staircases and fire escapes	0803	12/83	168.2	168.3	169.0	1.6	.4
Grills, registers and air diffusers	0811	12/97	115.3	101.9	102.7	-10.1	.8
Fences, gates, railings and window guards	0813	12/97	135.9	135.9	137.6	6.1	1.3
Open flooring, grating and studs	0814	12/97	159.1	159.0	161.0	-1.4	1.3
Other architectural and ornamental metal work	0816	12/97	132.5	134.1	134.3	2.4	.1
Fabricated iron & steel pipe, tube & fit.	09	12/94	150.3	150.3	151.5	-1.6	.8
Heat exchangers and condensers	1075		239.0	241.0	241.3	1.2	.1
Bare tube heat exchangers	0101		255.3	259.6	260.1	8.1	.2
Fin tube heat exchangers	0102		216.4	(²)	(²)	(²)	(²)
Fabricated steel plate	1076		175.5	175.5	188.6	9.9	7.5
Steel power boilers	1077		179.6	180.9	180.3	2.6	-.3
Prefabricated metal buildings	1079		221.9	222.1	222.2	1.8	0
Prefab. metal bldg systems, ex. farm svcs	01		209.1	209.1	209.0	2.5	0
Other prefab. & portable metal buildings	02		254.5	255.2	256.2	1.5	.4
Panels, parts, & sections for prefab bldgs	03		220.4	220.5	219.9	-1.3	-.3
Miscellaneous metal products	108		150.5	150.5	150.6	2.9	.1
Bolts, nuts, screws, rivets, and washers	1081		177.9	172.3	172.4	6.7	.1
Externally thread. fasteners, ex. aircraft	02	06/82	158.7	157.9	157.8	1.3	-.1
Hex bolts	0206	06/82	152.7	152.7	152.7	.5	0
Cap screws	0231		182.3	182.9	182.1	4.8	-.4
Tapping screws	0236		143.7	139.8	139.8	-2.0	0
Other metal bolts, inc. sq., round, plow, bent, etc.	0262	12/99	156.4	156.4	(²)	(²)	(²)
Other external threaded metal fasteners, inc. studs	0263	12/99	109.5	109.5	109.5	2.0	0
Internally thread. fasteners, ex. aircraft	03	06/82	109.9	109.9	109.9	.7	0
Nonthreaded fasteners, except aircraft	04	06/82	175.5	166.1	166.9	-2.2	.5
Aircraft-aerospace fasteners	05	06/82	283.3	284.4	284.9	25.3	.2
Other formed fasteners	06	06/82	189.9	164.8	164.8	14.6	0
Lighting fixtures	1083		148.9	150.5	150.7	2.8	.1
Residential	02		163.2	163.7	165.2	1.8	.9
Commercial/institutional or industrial	03		157.9	161.0	161.2	3.2	.1
Commercial and institutional lighting fixtures	0302	12/04	108.8	110.5	110.7	3.0	.2
Industrial electric lighting fixtures	0304	12/04	110.5	114.7	114.4	4.0	-.3
Vehicular	04		122.9	124.8	124.8	2.5	0
Vehicular lighting equipment	0404	06/07	100.2	101.8	101.8	(²)	0
Lighting equipment, n.e.c.	05		150.2	150.1	150.1	2.9	0
Outdoor lighting equipment, including parts	0522	06/85	142.9	142.7	142.7	5.5	0
Other electric and non-electric lighting	0524	06/85	105.7	105.7	105.7	-3	0
Ammunition, except for small arms	1085	12/85	137.5	137.3	137.3	-.1	0
Ordnance and accessories, n.e.c.	1086	12/85	172.9	172.9	172.9	10.0	0
Fabricated ferrous wire products	1088		168.6	168.2	169.3	3.5	.7
Ferrous wire rope, cable and strand	01	06/82	155.3	156.1	156.1	3.9	0
Steel nails and spikes	02	06/82	166.0	172.1	172.9	9.6	.5
Ferrous wire cloth, other woven wire prod.	07	06/82	146.6	146.6	146.6	1.2	0
Other fabricated ferrous wire products	09	06/82	175.2	173.9	175.5	3.1	.9
Other miscellaneous metal products	1089		145.5	145.8	145.8	2.4	0
Wire springs	04		151.2	151.4	151.6	1.6	.1
Precision mechanical springs	0424		166.0	166.4	167.0	2.0	.4
Other wire springs	0425	12/82	137.4	137.6	137.5	1.4	-.1
Other metal products	05		139.8	140.2	140.2	1.7	0
Original equipment automotive stamping	0506		112.1	112.7	112.6	.4	-.1
Replacement part automotive stamping	0508	12/82	151.2	151.0	151.0	3.9	0
Automotive screw machine products	0521	12/83	141.2	140.6	140.7	-.1	.1

See footnotes at end of table.

Table 6. Producer price indexes and percent changes for commodity groupings and individual items, not seasonally adjusted—Continued

(1982=100 unless otherwise indicated)

Commodity	Commodity code	Other index base	Index			Percent change to Dec. 2007 from:	
			Aug. 2007 ¹	Nov. 2007 ¹	Dec. 2007 ¹	Dec. 2006	Nov. 2007
Other miscellaneous metal products—Continued	1089						
Other screw machine products	0522	12/83	168.3	169.1	169.2	6.3	0.1
Nonferrous woven wire not from wire drawing plants	0552	12/04	135.8	135.8	135.8	0	0
Metal ladders, including ladder accessories	0557	12/91	126.8	127.1	127.2	7.8	.1
Metal powders, paste, and flake	0564	06/85	160.0	162.2	162.2	8.0	0
Powder metallurgy parts, ex. bearing, gears, etc.	0571	12/91	108.9	109.3	109.3	.9	0
Other fabricated metal products	0589	06/85	151.7	151.7	151.7	.3	0
Metal crowns and closures	06	12/83	177.1	(²)	177.1	6.8	(²)
Metal crowns and closures	0622	12/06	106.8	(²)	106.8	6.8	(²)
Metal stampings n.e.c.	07	06/84	165.1	165.2	165.4	6.4	.1
Job stampings, non-automotive	0701		185.9	185.4	185.5	6.9	.1
Other stamped and pressed metal end products	0731	06/84	156.2	157.7	158.5	4.8	.5
Metal foil and leaf	08	12/84	131.3	130.4	130.4	-7	0
Converted unmounted alum. foil packaging products	0801	12/84	155.0	(²)	(²)	(²)	(²)
Laminated aluminum foil rolls and sheets	0811	12/84	122.5	122.4	122.4	.3	0
Heavy gauge springs	09	06/04	113.0	113.7	113.5	.5	-2
Hot formed steel springs (except wire)	0912	06/04	116.9	118.2	118.0	1.1	-2
Cold formed steel springs (except wire)	0913	06/04	106.8	(²)	(²)	(²)	(²)
Metal treatment services	109	12/84	157.4	157.3	157.1	1.6	-1
Metal treatment services	1091						
Metal plating and polishing	01	12/84	172.7	173.2	173.7	2.3	.3
Metal coating and allied services	02	12/84	152.0	151.6	150.9	1.3	-5
Metal heat treating	03	06/85	129.1	129.1	129.1	.9	0
Metal heat treating	0349	06/06	102.1	102.1	102.1	.9	0
Machinery and equipment	11		127.0	127.1	127.5	.1	.3
Agricultural machinery and equipment	111		183.9	185.3	185.3	2.5	0
Agricultural machinery and equipment	1114	12/02	115.1	116.0	116.0	2.5	0
Commercial turf & grounds care equipment	01	12/02	113.5	113.2	113.5	1.4	.3
Plows, listers, harrows, pulverizers, etc	02	12/02	134.5	136.2	136.2	1.0	0
Wheel tractors and attachments	03	12/02	110.6	111.4	111.4	.9	0
Farm dairy machines, sprayers, dusters, e	04	12/02	109.7	109.7	109.7	9.7	0
Planting, seeding, fertilizing mach & att	05	12/02	117.4	121.3	121.3	3.5	0
Harvesting machinery	06	12/82	188.0	191.1	190.9	1.7	-1
Haying machinery and attachments	07	12/82	168.1	169.8	169.8	1.4	0
Farm machinery and equip, nec excl parts	08	12/02	124.2	124.4	124.4	3.0	0
Parts for farm mach & equip	09	12/02	115.3	115.4	115.4	5.9	0
Construction machinery and equipment	112		179.9	180.7	180.7	2.2	0
Tractors and attachments, ex. parts	112A	12/99	117.5	117.8	117.8	2.2	0
Tractor attachments, ex. parts	03	12/99	121.6	121.6	121.5	.7	-1
Tractor shovel loaders	04		168.1	169.4	169.3	2.0	-1
Power cranes, excavators & equipment	112B	12/99	125.2	125.7	125.7	1.6	0
Mixers, pavers, spreaders, etc.	112C		161.4	161.4	161.4	1.3	0
Off-highway, equipment, ex. parts	112D	12/99	117.6	118.3	118.3	1.5	0
Off highway trucks	02	12/03	111.7	111.7	111.7	.7	0
Graders, rollers, compactors, forklifts	03	12/03	112.8	114.1	114.1	2.1	0
Misc. construction machinery and equipme	112J	12/05	106.8	107.5	107.5	3.0	0
Winches & aerial work plat. (incl parts)	01	12/05	106.4	106.2	106.5	1.5	.3
Winches & aerial work platforms (incl. parts)	0101	12/03	134.0	133.8	134.2	1.6	.3
Other construction mach. (incl parts)	02	12/05	107.1	108.1	108.0	3.6	-1
Other construction machinery & equipment	0201	12/03	121.3	121.5	122.0	3.0	.4
Parts for other construction machinery & equipment	0202	12/99	121.2	123.3	122.6	4.2	-6
Metalworking machinery and equipment	113		164.6	164.7	165.1	1.5	.2
Metalworking machinery n. e. c.	113A	06/83	187.7	188.9	190.0	2.6	.6
Assembly machines	01	06/83	169.4	170.8	170.8	1.9	0
Other metalworking machinery	02	06/83	213.1	213.5	217.7	4.5	2.0
Rolling mill machinery	113B	12/87	188.5	188.2	188.8	1.7	.3
Power driven hand tools	1132		149.4	149.4	149.4	.9	0
Welding machines and equipment	1133		224.7	223.0	223.1	4.3	0
Arc welding mach., components ex electrode	01		203.0	203.2	203.2	3.4	0
Resistance welders, components & electrode	02		200.7	202.9	201.5	5.2	-7
Arc welding electrodes	03		304.4	292.4	294.3	8.4	.6

See footnotes at end of table.

Table 6. Producer price indexes and percent changes for commodity groupings and individual items, not seasonally adjusted—Continued

(1982=100 unless otherwise indicated)

Commodity	Commodity code	Other index base	Index			Percent change to Dec. 2007 from:	
			Aug. 2007 ¹	Nov. 2007 ¹	Dec. 2007 ¹	Dec. 2006	Nov. 2007
Welding machines and equipment—Conti nued	1133						
Gas welding machines and equipment	04		188.4	188.4	188.4	0.4	0.0
Other welding machines and equipment	06	12/00	104.6	105.0	105.0	1.0	0
Industrial process furnaces and ovens	1134		175.4	175.7	176.6	3.1	.5
Cutting tools and accessories	1135		161.0	161.4	161.6	1.4	.1
Small cutting tools	01		150.5	151.1	151.0	1.3	-.1
Precision measuring tools	02		177.7	177.7	177.7	1.1	0
Other machine tool attachments & acc.	05	06/83	174.0	174.0	175.3	1.9	.7
Abrasive products	1136		156.6	156.8	159.6	4.3	1.8
Nonmetallic sized abrasives	01		85.8	86.4	88.0	3.7	1.9
Nonmet. bonded abrasives and diamond wheel	03		155.2	155.5	155.5	3.1	0
Nonmetallic coated abrasive products	05		205.2	205.0	211.0	5.5	2.9
Metal abrasives, including scourin g pads	31		126.0	(²)	(²)	(²)	(²)
Metal cutting machine tools	1137		165.6	166.5	166.4	1.6	-.1
Grinding machines	13		202.7	208.9	208.9	5.3	0
Lathes	14		177.9	(²)	(²)	(²)	(²)
Station type machines	18	06/83	153.7	(²)	153.7	0	(²)
Other metal cutting machine tools	19		167.2	167.2	167.1	2.5	-.1
Parts for metal-cutting machine tools	53	12/02	107.2	107.1	107.1	.5	0
Metal forming machine tools	1138		184.4	184.6	184.6	0	0
Punching, bending and forming machines	21		156.9	156.9	156.9	.3	0
Presses	23		209.0	(²)	209.0	0	(²)
Other metal forming machines	25		207.4	207.4	207.4	1.3	0
Rebuilt metal-forming machine tools & par	52	12/02	104.5	105.2	105.2	-1.5	0
Tools, dies, jigs, fixtures & ind. molds	1139		144.1	144.1	144.2	-.1	.1
Special dies, tools, jigs, and fixtures	01		157.7	157.6	157.8	.5	.1
Industrial molds and mold boxes	03		125.6	125.6	125.6	-1.1	0
General purpose machinery and equipment	114		184.7	185.6	186.2	4.0	.3
Pumps, compressors, and equipment	1141		195.7	197.1	197.6	4.4	.3
Industrial pumps	02		210.4	212.4	211.6	5.2	-.4
Parts & attach for air & gas compressors &	07	06/84	182.4	184.5	185.0	5.8	.3
Industrial spraying equipment	08	06/84	160.4	160.8	160.7	.9	-.1
Measuring & dispensing pumps	09	06/84	166.3	166.9	171.6	7.9	2.8
Other pumps, including parts	12	12/83	223.8	226.6	227.5	4.4	.4
Parts and attachments for pumps	1211	12/83	251.6	254.4	256.1	6.5	.7
All other pumps, inc. sump, oil well & oil field	1215	12/97	124.5	126.2	126.5	2.7	.2
Domestic water systems	13	12/03	123.7	124.2	124.5	3.3	.2
Air & gas compressors and vacuum pumps	15	06/05	108.3	108.5	108.5	3.4	0
Air & gas compressors and vacuum pumps	1501	06/05	108.3	108.5	108.5	3.4	0
Elevators, escalators, and other lifts	1142		130.2	130.8	130.7	2.8	-.1
Elevators & escalators	01		124.0	124.1	124.0	1.9	-.1
Elevator and escalator parts & attachments	02		162.2	165.7	165.2	6.2	-.3
Fluid power equipment	1143		198.6	198.2	198.8	3.8	.3
Fluid power pumps and parts	01		184.6	186.3	186.7	3.7	.2
Fluid power valves	02		212.6	212.4	212.4	5.8	0
Fluid power accum/cushions/cyls. & parts	03		182.8	183.5	183.4	2.5	-.1
Non-aerospace hydraulic fluid power cylind/a ctuators	0312	06/98	124.8	125.2	125.0	2.2	-.2
Non-aerospace pneumatic fluid power cylind/a ctuators	0313	06/98	131.5	131.5	131.5	1.9	0
Parts for hydraulic & pneumatic cylinders/a ctuators	0315	06/98	142.3	144.2	144.2	3.7	0
Fluid power hose and tube fittings	04		217.1	212.6	215.4	2.7	1.3
Parts for fluid power valves	05	06/91	156.3	156.9	156.9	4.5	0
Industrial material handling equip ment	1144		162.6	163.4	163.4	3.0	0
Conveying equipment	02		167.3	168.6	168.3	3.8	-.2
Unit handling convey/convey sys hoists/farm elevator	0212	06/84	152.0	152.2	152.0	5.2	-.1
Parts/acces. for unit handling conveyors & c conv. sys	0214	06/84	180.7	180.7	180.7	1.1	0
Bulk mtl hndlg conveyors & conveying sy ex ho & farm	0216	06/84	164.8	167.6	167.6	2.6	0
Pts & access for bulk mtl hdlg conveyors & conv sys	0218	06/84	221.4	223.5	221.6	3.3	-.9
Industrial trucks and tractors	03		149.8	149.8	150.2	2.0	.3
Work trucks w/lifting & handling equip. rid ing elec	0353	06/02	115.8	115.6	115.6	2.0	0
Work trucks w/lifting & handling equip no n-riding	0356	06/02	116.9	117.0	117.1	.9	.1
Work trucks without lifting & handling e quipment	0357	06/02	113.9	114.3	114.3	2.2	0
Bulk powered material moving equipment	0358	06/02	119.2	119.2	120.8	2.8	1.3
Parts, attachments, and accessories	0378	12/86	157.8	158.1	158.1	3.3	0
Hoists, cranes and stacking machines	04		189.6	191.6	191.6	3.1	0
Hoists, including parts	0481	12/84	188.1	191.7	191.7	3.5	0
Cranes, including parts	0485	12/84	173.6	173.9	173.9	2.7	0

See footnotes at end of table.

Table 6. Producer price indexes and percent changes for commodity groupings and individual items, not seasonally adjusted—Continued

(1982=100 unless otherwise indicated)

Commodity	Commodity code	Other index base	Index			Percent change to Dec. 2007 from:	
			Aug. 2007 ¹	Nov. 2007 ¹	Dec. 2007 ¹	Dec. 2006	Nov. 2007
Mechanical power transmission equipment	1145		205.6	208.1	208.5	3.1	0.2
Speed changers, drives, gears	01		210.3	215.4	215.5	4.8	0
Loose gear, pinions and racks	0108	12/83	163.6	165.2	164.9	4.6	-2
Speed changers and industrial high speed drives & pt	0117	12/03	119.6	123.3	123.4	4.8	.1
Other power transmission equipment	02	12/84	190.3	191.0	191.6	1.8	.3
Plain bearings and bushings	0201	12/84	145.4	145.2	145.2	-7	0
Mech pwr trans equip, excl speed changers, drives & g	0212	12/03	120.9	121.5	122.0	2.4	.4
Scales and balances	1146		126.2	126.2	126.3	1.8	.1
Vehicle and industrial scales	11	12/91	120.7	120.8	121.0	1.6	.2
Retail, commercial, household, & mail scale	12	12/91	115.0	115.0	115.0	2.4	0
Parts, attachments, and accessories	13	12/91	110.2	110.0	110.0	1.4	0
Fans and blowers, except portable	1147		181.8	184.2	183.9	3.0	-2
Dust collection & air purification equip.	0143	12/83	163.3	163.6	163.6	1.6	0
Dust collection and a/c equip.	0144	12/83	169.8	176.5	174.3	3.5	-1.2
Industrial & commercial fan & blower mfg	0145	12/03	118.1	119.3	119.6	3.8	.3
Air conditioning and refrigeration equip	1148		157.3	158.0	159.1	3.9	.7
Heat transfer equipment	01		176.0	177.1	180.6	6.6	2.0
Heat transfer equipment, except dehumidifiers	0132	12/03	129.8	130.9	134.5	9.3	2.8
Motor vehicle air conditioning	0133	12/03	100.3	100.3	100.3	-2	0
Unitary air conditioners	02		143.0	143.0	143.0	.8	0
Unitary air conditioners, except air source heat pum	0222	06/97	116.6	116.6	116.6	.8	0
Commercial refrigeration equipment	03		187.5	187.8	188.3	4.8	.3
Refrigerant compressors	04		133.0	133.9	132.5	.8	-1.0
Refrigerant compressors, except automatic	0412	12/03	122.7	124.1	122.1	3.1	-1.6
Automotive air conditioning compressors	0413	12/03	101.0	101.0	101.0	-3.2	0
Refrigeration condensing units	05		184.6	184.4	184.2	12.6	-1
Other a/c and refrigeration equipment	06		169.4	171.6	175.7	6.9	2.4
Parts & accessories for a/c & refriger. equi	09	12/89	135.0	135.4	135.4	2.7	0
Miscellaneous general purpose equipment	1149		209.7	210.9	211.4	5.0	.2
Metal valves, except fluid power	02	12/82	229.3	230.6	230.8	6.8	.1
Gates, globes, angles, and checks	0201	12/82	276.3	277.9	277.7	5.3	-1
Ball valves	0202	12/82	223.8	230.5	230.5	9.5	0
Butterfly valves	0203	12/82	163.0	163.0	163.0	4.2	0
Plug valves	0204	12/82	177.9	179.7	179.7	3.2	0
Plumbing and heating valves (low pressure)	0205	12/82	245.1	245.1	(²)	(²)	(²)
Solenoid valves	0208	12/82	229.5	229.6	229.5	20.0	0
Other valves	0209	12/82	224.1	223.0	224.6	5.4	.7
Automatic valves	0211	12/98	128.1	128.1	128.1	8.6	0
Metal pipe fittings, flanges, and unions	03	12/82	257.9	255.8	255.8	.4	0
Ball and roller bearings	05		202.6	204.9	205.3	5.2	.2
Ball bearings, unmounted	0531	12/03	114.6	114.9	114.8	-7	-1
Mounted bearings	0534	06/83	252.3	270.1	277.0	13.5	2.6
Ball and roller bearing parts and components	0535	06/83	171.4	171.4	171.4	.5	0
Taper roller bearings	0537	06/83	186.9	188.6	188.6	12.4	0
Roller bearings, except taper	0538	06/83	239.6	241.1	241.1	4.5	0
Industrial patterns	07	12/84	145.8	146.3	147.8	3.6	1.0
Filters and strainers	08	12/84	186.9	187.3	189.2	5.9	1.0
Filters and strainers, except fluid power	0805	12/03	116.4	116.7	117.2	5.7	.4
Filters for hydraulic fluid power sys., non-aerospace	0808	12/03	102.4	(²)	105.5	(²)	(²)
Filters for pneumatic fluid power systems, non-aeros	0809	06/07	100.0	(²)	(²)	(²)	(²)
Other miscellaneous general purpose equipm	11	12/84	169.9	171.3	171.3	2.6	0
General industrial machinery equipment	1102	06/07	100.6	101.6	101.6	(²)	0
Misc. machinery products, ex. electrical, n.e.c.	1103	06/07	100.0	100.0	100.0	(²)	0
Electronic computers and computer equipm	115	12/98	42.9	42.4	42.4	-8.6	0
Electronic computers	1151	12/04	48.5	45.7	45.9	-22.6	.4
Personal computers and workstations	0114	06/07	89.3	81.8	81.6	-29.4	-2
Portable computers	0115	06/07	94.5	85.9	86.4	-21.3	.6
Host computers, multiusers (mainframes, med. scale s	0116	12/04	50.9	48.7	49.1	-21.4	.8
Other computers	0121	12/04	98.6	97.5	98.0	-5	.5
Computer storage devices	1152	12/04	63.8	63.5	63.0	-7.6	-8
Computer storage devices, except parts	01	12/04	60.3	60.1	59.4	-9.5	-1.2
Parts and components	02	12/04	74.8	74.3	74.3	-3.4	0
Computer terminals and parts	1153	12/98	92.9	92.6	92.6	-3	0
Computer terminals	01	12/98	94.1	93.9	93.9	-3	0
Computer peripheral equipment and parts	1154	12/98	90.9	90.4	90.6	-2	.2
Parts for computer peripheral equipment	05	12/98	94.9	94.9	94.9	.2	0
All other peripheral equipment	06	06/99	95.7	95.0	95.3	(²)	.3
POS terminals, funds-transfer & all other peripheral	0602	06/07	100.0	99.3	99.6	(²)	.3

See footnotes at end of table.

Table 6. Producer price indexes and percent changes for commodity groupings and individual items, not seasonally adjusted—Continued

(1982=100 unless otherwise indicated)

Commodity	Commodity code	Other index base	Index			Percent change to Dec. 2007 from:	
			Aug. 2007 ¹	Nov. 2007 ¹	Dec. 2007 ¹	Dec. 2006	Nov. 2007
Special industry machinery and equipment	116		182.9	183.7	183.8	1.9	0.1
Food products machinery	1161		223.5	225.5	225.5	4.2	0
Dairy industry machinery	01		223.2	224.3	224.4	2.8	0
Commercial food production machinery	04		201.5	202.7	202.7	4.5	0
Industrial food production machinery	05	12/83	224.8	227.6	227.5	4.2	0
Textile machinery and equipment	1162		163.8	162.9	162.9	1.0	0
Textile machinery	12	06/86	142.9	141.2	141.2	.4	0
Textile machinery parts and attachments	77		174.0	175.0	175.0	2.1	0
Woodworking machinery and equipment	1163		159.8	161.2	162.1	2.6	.6
Sawmill and woodworking machinery	06	12/04	107.4	108.4	109.0	2.6	.6
Paper industries machinery	1164	06/82	184.7	184.9	188.7	4.8	2.1
Paper Industry machinery	0114	12/03	106.9	107.0	109.8	4.6	2.6
Parts & attachments for paper industries machinery	0115	12/03	111.6	111.8	113.0	5.2	1.1
Printing trades machinery and equipment	1165		150.8	150.8	150.8	1.8	0
Bookbinding machinery and equipment	05		199.1	199.1	(²)	(²)	(²)
Printing presses, other than lithographic	06	12/82	172.1	172.1	172.1	4.6	0
Other printing machinery and equipment	09	12/82	148.4	148.4	148.4	1.2	0
Other special industry machinery	1166		177.7	178.6	178.4	1.2	-1
Rubberworking machinery	01		195.2	195.9	195.9	2.2	0
Plasticworking machinery	03		186.5	190.7	190.7	1.7	0
Chemical industry machinery	04		208.8	209.1	209.1	3.1	0
Miscellaneous industry machinery	06		172.4	172.8	172.5	.9	-2
Semiconductor manufacturing equipment	0638	06/87	128.8	129.0	129.0	-1	0
Printed circuit board manufacturing machinery	0641	06/01	102.8	(²)	101.1	(²)	(²)
Special industry machinery & equipment & parts	0647	06/01	112.5	113.0	113.0	2.7	0
Packing and packaging machinery	1167		206.9	208.9	208.9	1.4	0
Packing and packaging machinery	05	06/06	101.1	102.1	102.1	1.4	0
Packing packaging and bottling machinery, ex cl. part	0501	06/06	100.8	101.9	101.9	1.0	0
Parts for packing and packaging machinery	0502	12/83	181.4	182.7	182.7	3.3	0
Service industry machinery and parts	1168	06/82	202.0	202.4	202.4	2.2	0
Commercial and industrial vacuum cleaners & parts	0111	06/82	193.0	193.0	193.0	2.1	0
Commercial cooking and food warming equipment	0118	12/03	124.3	124.7	124.7	5.8	0
Misc. machinery products, incl. teaching machines	0123	06/07	100.1	100.3	100.3	(²)	0
Commercial laundry & dry cleaning equip.	1169	12/82	206.4	207.2	207.5	1.8	.1
Electrical machinery and equipment	117		113.1	112.8	113.1	-2.4	.3
Wiring devices	1171		195.9	196.8	197.3	4.1	.3
Current carrying	01		151.8	151.9	151.9	4.3	0
Electric switches	0143	12/99	118.4	118.8	118.8	8.0	0
Wire connectors for electrical circuitry	0144	12/99	118.3	118.9	118.7	4.1	-2
Current-carrying wiring devices n.e.c.	0147	06/06	101.7	101.4	101.5	1.1	.1
Noncurrent carrying	02		255.7	257.9	259.2	3.9	.5
Pole and transmission line hardware	0215	12/04	130.5	(²)	(²)	(²)	(²)
Electrical conduit and conduit fittings, including p	0216	12/04	113.3	113.5	114.6	3.2	1.0
Other noncurrent-carrying wiring devices	0217	12/04	114.7	116.4	116.5	4.7	.1
Porcelain electrical supplies	0252	12/03	111.5	114.5	114.6	4.2	.1
Integrating and measuring instruments	1172		150.7	151.5	151.7	1.7	.1
Test equip.- elect. character. & signals	05	12/83	143.8	144.8	144.9	1.5	.1
Electrical integrating & other instruments	09	06/06	105.9	105.9	105.9	3.1	0
Electrical integrating and other instruments	0901	06/06	105.9	105.9	105.9	3.1	0
Motors, generators, motor generator sets	1173		173.9	174.5	174.4	3.2	-1
Fractional horsepower motors & generators	03	06/83	156.5	156.4	156.4	2.0	0
Integral horsepower motors	04	06/83	189.1	191.6	191.5	5.3	-1
Parts and supplies	09	06/83	174.8	174.8	174.8	3.8	0
Other motors and generators	11	06/06	104.2	104.5	104.4	3.1	-1
Other motors and generators	1101	06/06	104.2	104.5	104.4	3.1	-1
Transformers and power regulators	1174		197.8	199.1	198.8	8.5	-2
Fluorescent lamp ballasts	02		170.3	170.3	167.9	-1.4	-1.4
Power & distribution transformers, excl. p	09	12/99	165.0	166.3	164.3	12.5	-1.2
Parts & all other transformers	11	12/99	126.3	127.0	131.3	7.0	3.4
Commer./institutional/indus. gen/ pump. transformers	1101		274.8	279.6	272.0	1.6	-2.7
Specialty transformers, ex. fluorescent lamp ballast	1102		92.7	92.6	92.3	-4	-3
Power regulators, boosters, other transformers/parts	1109	12/99	113.2	113.4	123.4	13.9	8.8

See footnotes at end of table.

Table 6. Producer price indexes and percent changes for commodity groupings and individual items, not seasonally adjusted—Continued

(1982=100 unless otherwise indicated)

Commodity	Commodity code	Other index base	Index			Percent change to Dec. 2007 from:	
			Aug. 2007 ¹	Nov. 2007 ¹	Dec. 2007 ¹	Dec. 2006	Nov. 2007
Switchgear, switchboard, etc. equipment	1175		186.9	190.7	190.8	3.5	0.1
Industrial controls and related parts, acc	07		179.8	183.7	183.9	2.3	.1
Switchgear and switchboard apparatus	22	06/05	110.1	112.2	112.2	5.0	0
Switchgear and switchboard apparatus	2201	06/05	110.1	112.2	112.2	5.0	0
Communication and related equipment	1176	12/85	103.1	103.1	103.3	1.2	.2
Telephone and telegraph equipment	01	12/85	88.8	88.3	88.2	.6	-.1
Carrier line equipment and external modems	0112	12/00	97.0	95.4	95.6	3.1	.2
Switching equipment	0121	12/85	101.3	101.3	101.3	.3	0
Other telephone and telegraph apparatus	0141	12/85	72.3	71.9	71.7	-.4	-.3
Radio & television communication equipment	02	12/85	110.8	111.0	111.2	1.3	.2
Broadcast, studio and related equipment	0201	12/85	107.8	108.1	108.1	.9	0
Radio communication, fiber optics & related equip.	0202	12/85	96.0	96.1	96.2	.2	.1
Intercom, alarm & traffic control systems	0203	12/85	116.6	118.5	118.5	1.5	0
Electronic systems and equipment	0212	12/03	104.4	104.9	104.4	.3	-.5
Search, detection, navigation & guidance sys & equip	0213	06/04	105.9	105.9	106.3	2.2	.4
Electric lamp bulbs and parts	1177		130.5	130.3	131.3	1.8	.8
Parts for electric lamps/bulbs	03	12/85	118.7	116.2	116.2	0	0
Electric lamp bulbs and tubes	04	12/04	101.0	101.1	102.1	2.2	1.0
Electronic components and accessories	1178		80.8	79.2	79.5	-11.4	.4
Cathode ray T.V. picture tube	02		38.6	38.6	(²)	(²)	(²)
Power, transmitter, special purpose tubes	03		191.9	196.6	196.6	2.4	0
Capacitors	11		104.8	104.3	104.3	.1	0
Resistors for electronic circuitry	12		169.1	169.4	169.5	1.0	.1
Resistors for electronic circuitry	1207	12/05	102.0	102.2	102.2	.9	0
Relays	21		209.8	213.9	213.9	3.3	0
Switches, mechanical (electronic appl.)	22	06/82	176.8	176.8	176.8	.1	0
Connectors	24		159.0	161.0	161.0	5.6	0
Coaxial connectors (radio frequency)	2411		236.1	237.5	237.5	1.3	0
Cylindrical connectors	2426	06/03	128.8	(²)	(²)	(²)	(²)
Rack and panel connectors (rectangular)	2434	06/03	77.1	(²)	(²)	(²)	(²)
Printed circuit connectors for electronic circuitry	2443	06/03	107.8	107.8	107.8	-.4	0
Other connectors including parts	2472	06/03	109.1	112.2	112.2	4.8	0
Magnetic and optical recording media	25		53.7	52.9	53.9	.7	1.9
Filters, crystals, and transducers	28	06/82	98.5	98.5	97.8	-.5	-.7
Filters and piezoelectric devices	2891	06/82	110.9	110.9	108.9	.2	-1.8
Transducers, electrical-electronic input or output	2893	06/06	99.8	99.8	99.8	-1.1	0
Diodes and rectifiers	31		107.5	(²)	(²)	(²)	(²)
Transistors	35		73.1	(²)	(²)	(²)	(²)
Integrated microcircuits	39	06/05	73.3	70.4	71.2	-22.8	1.1
Integrated microcircuits	3911	06/05	73.3	70.4	71.2	-22.8	1.1
Other semiconductor devices	47	06/05	95.9	93.0	92.4	-5.7	-.6
Other semiconductor devices	4711	06/05	95.9	93.0	92.4	-5.7	-.6
Printed circuit boards	49	12/00	102.8	102.8	102.8	0	0
Electronic transformers and coils	53	06/82	165.2	165.0	164.9	1.7	-.1
Other electronic components	56	06/00	113.7	113.6	113.9	.3	.3
Complex component assemb., packs, modules	61	06/82	98.8	97.3	96.8	-6.7	-.5
Miscellaneous electrical mach and equip	1179		114.9	116.2	116.9	2.6	.6
Storage batteries	01		151.9	163.5	164.1	29.5	.4
Lead acid batteries, 1.5 cubic foot or less	0103	12/84	155.8	169.9	170.5	27.9	.4
Lead acid batteries, larger than 1.5 cubic foot	0104	12/84	206.4	220.3	220.4	39.5	0
Storage batteries other than lead acid, incl. parts	0105	12/84	164.6	164.6	167.6	10.1	1.8
Primary batteries, dry and wet	02		172.6	175.2	198.5	20.1	13.3
Carbon and graphite products	03		134.6	134.7	136.9	-.9	1.6
Carbon & graphite electrodes for elec. Furnaces	0326	12/03	142.3	142.3	(²)	(²)	(²)
All other carbon and graphite products	0335	12/03	117.3	117.6	117.4	5.2	-.2
X-ray and electromedical equipment	05		92.7	92.5	91.8	-2.9	-.8
Irradiation equipment	0512	06/85	116.1	116.1	116.1	.8	0
Diagnostic electromedical equipment	0514	06/85	68.8	68.6	67.8	-2.4	-1.2
Electrotherapeutic equipment	0516	06/85	67.9	67.5	66.2	-4.3	-1.9
Other electromedical equipment, exc diag & therap.	0517	12/02	85.2	(²)	(²)	(²)	(²)
Parts and accessories for electromedical equipment	0524	06/85	110.8	110.6	110.5	-.9	-.1
Engine electrical equipment	06		123.4	124.1	124.0	-.4	-.1
Cable sets and ignition wiring harnesses	0601	12/82	131.7	131.7	131.7	-6.5	0
Cranking motors (starters)	0604	12/82	114.9	120.8	121.9	6.4	.9
Alternators, generators, and regulators	0607	06/00	100.0	98.8	97.8	-3.6	-1.0
Complete engine electrical equipment, nec	0608	06/00	98.7	98.7	98.8	-.4	.1
Parts for engine electrical and electronic equipment	0609	06/00	71.0	71.1	70.8	-8.8	-.4
Motor vehicle electronic equip. exc engine elec equi	0611	12/03	100.0	99.9	99.6	-.3	-.3
Electrical industrial apparatus, n.e.c.	29	12/85	121.4	122.7	121.2	.1	-1.2
Industrial capacitors	2901	12/85	86.2	(²)	(²)	(²)	(²)
Rectifying apparatus	2902	12/85	127.4	128.6	126.4	-1.0	-1.7
Oth electrical equip for industry, except electronic	2904	12/03	106.9	108.9	(²)	(²)	(²)
All other electrical equipment exc. indus.	39	12/06	102.9	102.9	102.9	2.9	0

See footnotes at end of table.

Table 6. Producer price indexes and percent changes for commodity groupings and individual items, not seasonally adjusted—Continued

(1982=100 unless otherwise indicated)

Commodity	Commodity code	Other index base	Index			Percent change to Dec. 2007 from:	
			Aug. 2007 ¹	Nov. 2007 ¹	Dec. 2007 ¹	Dec. 2006	Nov. 2007
Miscellaneous instruments	118		168.9	169.3	169.4	1.7	0.1
Environmental controls	1181		156.5	157.6	157.5	2.7	-.1
Process control instruments	1182	06/83	185.1	185.6	185.6	3.9	0
Industrial process control instruments	0171	12/03	112.1	112.4	112.4	3.9	0
Fluid meters and counting devices	1184	12/85	135.4	136.0	136.4	1.9	.3
Integrating & totalizing meters for gas or liquids	0102	12/85	158.0	160.1	162.0	5.9	1.2
Counting devices	0103	12/85	150.0	150.0	150.0	1.0	0
Motor vehicle indicating instruments	0104	12/85	97.5	97.5	97.5	.1	0
Engineering and scientific instruments	1185	12/85	184.2	184.0	184.3	.8	.2
Aeronautical, nautical & navigational inst	01	12/85	194.1	193.7	194.3	.5	.3
Laboratory apparatus	02	12/85	186.0	186.0	186.0	2.6	0
Surveying/drafting instruments & lab furn	03	12/85	138.1	138.1	138.1	-.7	0
Laboratory furniture	0322	12/91	142.2	142.2	142.2	-.7	0
Surveying/drafting instruments	0329	12/91	112.5	112.5	112.5	0	0
Optical instruments and lenses	1186	12/85	129.5	129.6	129.6	.4	0
Sighting, tracking & fire control equipmen	01	12/85	121.7	121.7	121.7	-.1	0
Optical instruments and lenses	02	12/85	123.2	123.2	123.2	1.3	0
Laboratory analytical instruments	03	12/85	133.0	133.1	133.1	.1	0
Measuring & controlling devices, n. e. c.	1189	06/85	145.5	146.7	146.5	2.4	-.1
Aircraft engine instruments	01	06/85	136.9	136.4	136.4	.4	0
Nuclear radiation detect. & monitoring inst	04	06/85	146.5	146.9	146.9	7.6	0
Physical properties and kinematic testin	05	06/04	103.9	105.5	105.5	2.1	0
Comm., geophysical & general instruments	06	06/04	104.2	105.1	104.5	2.1	-.6
Miscellaneous machinery	119		154.9	155.4	156.4	2.6	.6
Oil field and gas field machinery	1191		185.9	186.6	187.0	6.0	.2
Oil field and gas field drilling machinery	02		207.4	208.3	209.0	7.3	.3
Rotary oil & gas field drilling machinery & parts	0257	12/03	140.8	141.1	141.0	6.0	-.1
Other oil & gas field drilling mach, equi, parts	0258	12/03	150.5	151.9	151.9	7.7	0
Drilling rigs and well surveying machinery	0259	12/03	118.6	118.8	121.9	11.7	2.6
Oil field and gas field production machine	04		152.8	153.2	153.1	3.9	-.1
Mining machinery and equipment	1192		191.8	193.5	193.5	3.9	0
Underground mining machinery	01		199.1	199.2	199.2	1.7	0
Crushing, pulverizing & screening machines	02		238.2	241.9	240.5	4.1	-.6
Drills and other mining machinery	03		211.2	216.4	219.9	6.5	1.6
Mining machinery parts	53		174.8	176.8	177.0	5.2	.1
Office and store machines and equipment	1193		115.3	115.8	116.1	1.8	.3
Coin-operated auto. merchandising machines	06		125.9	126.2	126.2	.7	0
Coin-operated auto. merchandising mach., ex. parts	0654	06/82	126.6	126.9	126.9	1.0	0
Parts for automatic merchandising machines	0656	06/94	100.8	100.8	100.8	-1.1	0
Other office and store machines and parts	07		129.6	130.5	130.7	1.5	.2
Mailing, letter handling, and addressing machines	0753	06/85	110.7	111.4	111.7	1.5	.3
Other office machines	0756	06/07	99.9	101.0	101.0	(²)	0
Parts/attach. for std. typewriters/other office mach	0757	12/94	123.1	123.4	123.4	1.1	0
Internal combustion engines	1194		155.1	155.1	155.2	1.5	.1
Gasoline engines	01		157.3	157.3	157.3	.6	0
Diesel, semidiesel, & dual fuel, no n-auto	07	12/82	137.2	137.2	137.2	1.3	0
Diesel, semidiesel, & dual fuel, auto.	08	12/82	147.9	147.9	147.9	2.1	0
Parts and accessories for i. c. engines	13		164.3	164.6	164.8	1.2	.1
Machine shop products	1195		159.4	159.5	161.9	2.4	1.5
Carburetors, pistons, piston rings, & valv	01		160.4	162.1	162.1	3.0	0
Carburetors, pistons, piston rings & valves	0129	06/05	109.6	110.7	110.7	3.0	0
Other machine shop products	05	06/84	143.6	143.5	145.9	2.3	1.7
Parts for turbine and turbine generator	1196	06/82	191.5	191.5	191.5	3.1	0
Turbine and turbine generator sets	1197	06/87	181.0	182.8	183.6	3.0	.4
Furniture and household durables	12		144.5	144.9	145.3	1.5	.3
Household furniture	121		174.4	175.9	175.4	1.2	-.3
Metal household furniture	1211		133.1	132.8	133.0	.8	.2
Metal household dining, dinette, breakfast furniture	0102	06/84	156.8	156.8	157.4	.4	.4
Other metal household furniture	0104	06/84	120.0	119.7	119.8	.9	.1

See footnotes at end of table.

Table 6. Producer price indexes and percent changes for commodity groupings and individual items, not seasonally adjusted—Continued

(1982=100 unless otherwise indicated)

Commodity	Commodity code	Other index base	Index			Percent change to Dec. 2007 from:	
			Aug. 2007 ¹	Nov. 2007 ¹	Dec. 2007 ¹	Dec. 2006	Nov. 2007
Wood household furniture	1212		194.9	195.4	194.5	1.2	-0.5
Living room furniture	01		196.7	197.4	197.5	1.2	.1
Dining room furniture	02		213.8	215.3	208.3	-1.4	-3.3
Bedroom furniture	03		199.4	199.5	199.9	2.4	.2
Other wood household furniture	04		157.6	157.6	157.6	1.9	0
TV, radio, stereo & sewing machine cabinets	0467	12/85	131.4	(²)	131.4	3.0	(²)
Upholstered household furniture	1213		166.5	169.2	169.2	2.7	0
Dual purpose sleep furniture, incl. convertible sofa	0123	06/83	128.8	133.9	134.0	5.4	.1
Upholstered wood household furniture	0141	06/05	106.4	107.9	107.9	2.6	0
Bedding	1214		155.6	156.3	155.7	-3.2	-4
Other mattresses, including crib and inserts	0114	06/83	183.5	188.2	181.0	.6	-3.8
Hybrid-type sleep system flotation ensembles	0122	12/95	142.3	142.5	142.5	1.4	0
Mattress and foundation sets	0134	12/03	105.0	105.6	105.4	-4.7	-2
Porch and lawn furniture	1215		180.1	186.3	186.3	3.4	0
Household furniture, n.e.c.	1216	12/85	126.1	126.1	126.1	3.1	0
Commercial furniture	122		181.0	181.4	183.2	2.5	1.0
Wood office furniture and store fixtures	1221		194.5	194.8	195.0	2.6	.1
Seating	0112	06/85	172.7	172.9	172.9	2.1	0
Desks and extensions	0113	06/85	186.7	188.1	187.9	1.8	-1
Storage units, files and tables	0114	06/85	190.4	190.5	193.0	4.2	1.3
Other wood office furniture	0116	06/85	170.5	170.5	170.5	3.3	0
Fixtures for stores, banks, offices, &	0161	12/83	194.1	194.4	194.3	2.4	-1
Nonwood furniture and store fixtures	1222		170.8	171.1	174.5	2.7	2.0
Storage units, files, and tables	02		165.8	166.2	178.7	6.4	7.5
Furniture	03		180.1	180.4	182.2	2.5	1.0
Desks and extensions	0321		175.9	175.9	175.9	4.5	0
Office seating	0325		177.3	177.8	183.1	3.2	3.0
Other nonwood office furniture	0326	06/95	117.9	118.0	116.9	1.7	-9
Partitions and fixtures	04	12/83	156.0	156.2	156.5	1.0	.2
Shelving and lockers	0405	12/83	165.5	165.7	165.7	.4	0
Storage racks and accessories	0407	12/83	145.4	145.4	145.4	-2	0
Fixtures for stores, banks, offices, &	0409	12/83	153.0	153.5	154.2	2.6	.5
Other prefabricated partitions & wood furniture fram	0411	06/06	102.3	(²)	(²)	(²)	(²)
Public building furniture	1223	12/84	164.7	165.2	165.7	2.0	.3
School furn. exc. stone, concrete, & library furn.	0101	12/84	177.3	179.2	178.5	2.5	-4
Public bldg. & related furn. exc. school & restaurant	0102	12/84	166.1	166.0	167.0	1.9	.6
Furniture and fixtures n.e.c.	1224	12/85	164.7	165.8	164.9	1.4	-5
Other furniture and fixtures, n.e.c.	0103	12/85	168.4	169.5	168.6	1.3	-5
Floor coverings	123		156.8	157.2	158.6	1.9	.9
Carpets & rugs	1231		153.3	153.8	155.2	1.8	.9
Hard surface floor coverings	1232		183.1	182.1	183.7	3.3	.9
Hard surface floor covering, sheet incl vinyl & rubber	0172	06/06	108.6	107.6	108.5	3.7	.8
Hard surface floor covering, tile incl vinyl & rubber	0173	06/06	100.9	100.9	102.0	2.6	1.1
Household appliances	124		105.4	105.2	105.0	1.7	-2
Major appliances	1241		100.3	99.9	99.9	2.1	0
Cooking equipment	01		99.0	98.6	99.5	2.5	.9
Elec and microwave household cooking units & parts	0105	12/02	102.9	102.7	104.4	4.2	1.7
Gas household units & related parts and accessories	0139	12/02	102.3	100.7	101.0	.5	.3
Other household equip, exc elec & gas, and outdoor	0169	12/02	103.2	103.2	103.2	.8	0
Laundry equipment	02		100.4	99.9	99.5	-4	-4
Refrigeration equipment	03		92.4	92.0	91.7	4.3	-3
Household refrigerators, incl. comb. refriger./freezers	0329	12/02	102.7	102.1	101.8	4.5	-3
Food freezers, complete units, household	0337		107.6	107.6	107.6	2.8	0
Parts and attachments for household refriger./freezers	0339	12/02	93.6	95.0	94.3	1.6	-7
Other major appliances	04		115.4	115.4	115.5	2.0	.1
Room air conditioners	0445		126.8	127.0	127.0	4.8	0
Other household appliances and parts	0452	12/00	95.8	95.8	95.9	.4	.1
Household vacuum cleaners, parts, & attachments	1243		97.7	97.7	97.4	-.5	-3
Vacuum cleaners	01		91.7	91.7	91.3	-.7	-4
Vacuum cleaners	0114	06/07	100.0	100.0	99.6	(²)	-4
Electric housewares and fans	1244		119.1	119.4	117.7	.6	-1.4

See footnotes at end of table.

Table 6. Producer price indexes and percent changes for commodity groupings and individual items, not seasonally adjusted—Continued

(1982=100 unless otherwise indicated)

Commodity	Commodity code	Other index base	Index			Percent change to Dec. 2007 from:	
			Aug. 2007 ¹	Nov. 2007 ¹	Dec. 2007 ¹	Dec. 2006	Nov. 2007
Electric housewares and fans—Continued	1244						
Small household appliances	01		116.5	115.2	112.7	-2.3	-2.2
Electric fans	02	12/82	119.3	122.6	(²)	(²)	(²)
Parts & attach. - small elect. appliances	03	12/82	139.1	139.2	139.1	.7	-.1
Electric lamps	1245		166.1	167.7	166.7	2.2	-.6
Home electronic equipment	125		56.7	56.7	56.7	-4.7	0
Speakers and commercial sound equipment	1257	12/03	100.9	100.9	100.9	-.9	0
Other home electronic equipment	1258	06/04	103.3	103.3	103.3	0	0
All other consumer audio & video equip.	02	06/04	97.8	97.8	97.8	0	0
Other household durable goods	126		169.5	169.8	169.8	1.8	0
Tableware, kitchenware and other pottery	1261		209.3	209.3	210.5	2.4	.6
Tableware and kitchenware	01		209.2	209.2	210.5	2.4	.6
Vitreous china, fine earthenware and other pottery	0103	12/03	108.8	108.8	109.4	2.4	.6
Household glassware	1262		176.6	176.6	180.9	2.6	2.4
Hollowware	1263	06/85	204.8	208.1	213.5	8.3	2.6
Household flatware	1264		187.1	(²)	(²)	(²)	(²)
Mirrors	1265		164.7	163.1	163.6	-.6	.3
Lawn/garden equipment excl. garden tract	1266		136.3	136.6	136.6	.4	0
Lawn tractors & riding mowers & equipment	04	12/82	131.7	132.6	132.3	.5	-.2
Parts & attach., consumer lawn & garden eq	05	12/82	158.2	157.9	158.1	.8	.1
Consumer nonriding lawn, garden, & snow eq	06	06/03	102.5	102.5	102.6	.2	.1
Cutlery, razors and razor blades	1267		199.5	200.0	197.4	.8	-1.3
Razors and razor blades	0102	12/83	205.3	205.3	201.9	.3	-1.7
Cutlery, scissors, shears, trimmers, a	0141	12/83	177.7	179.6	179.6	2.5	0
Metal utensils	1268		203.7	203.7	203.7	4.6	0
Stamped and spun utensils, aluminum	0101		188.3	188.3	188.3	1.5	0
Stamped and spun utensils except aluminum	0102	06/84	194.2	194.2	194.2	10.3	0
Household durables, n.e.c.	1269	06/84	160.5	161.9	161.9	3.6	0
Window shades made from textile fabric & accessories	0101	06/84	177.3	177.3	177.3	7.5	0
Venetian blinds	0102	06/84	143.4	146.4	146.4	4.2	0
Curtain/drapery rods & shades/blinds, n.e.c.	0103	06/84	152.2	152.2	152.2	0	0
Nonmetallic mineral products	13		186.3	186.0	186.2	1.9	.1
Glass	131		123.7	123.2	123.5	-.1	.2
Flat glass	1311		114.1	113.3	113.6	-.6	.3
Sheet, plate, and float glass	05		96.1	95.5	95.8	-2.4	.3
Specialty glass	07		135.7	134.9	135.2	0	.2
Other finished glassware	1313	06/83	140.2	140.5	140.8	1.3	.2
Pressed and blown glassware	01	06/83	142.5	142.7	143.1	1.3	.3
Lighting and electronic glassware	0111	06/83	115.2	115.2	(²)	(²)	(²)
Other pressed and blown glassware	0112	06/83	182.8	182.8	182.8	.6	0
Machine-made pressed & blown table, kitchen, & art g	0113	12/04	103.4	(²)	103.4	0	(²)
All other machine-made pressed and blown glassware,	0114	12/04	100.6	100.8	100.8	.3	0
Handmade pressed and blown glassware, made of purcha	0115	12/04	99.2	(²)	(²)	(²)	(²)
Concrete ingredients and related product	132		221.4	222.5	223.0	6.8	.2
Construction sand/gravel/crushed stone	1321		234.3	236.5	237.4	8.6	.4
Construction sand and gravel (run of pit or bank)	0113	06/06	110.0	110.4	110.5	9.2	.1
Construction sand (washed, screened, or otherwise tr	0117	06/06	107.3	108.2	108.5	7.0	.3
Construction gravel (washed, screened, or otherwise	0119	06/06	109.0	110.5	110.5	8.8	0
Crushed and broken stone	0121		228.1	230.1	231.3	8.7	.5
Cement	1322		209.7	208.9	208.8	3.5	0
Concrete products	133		204.0	204.4	204.7	3.3	.1
Concrete block and brick	1331		213.8	213.9	214.0	3.2	0
Structural block	11		218.5	218.5	218.6	2.3	0
Decorative block	21		192.3	192.8	193.1	4.2	.2

See footnotes at end of table.

Table 6. Producer price indexes and percent changes for commodity groupings and individual items, not seasonally adjusted—Continued

(1982=100 unless otherwise indicated)

Commodity	Commodity code	Other index base	Index			Percent change to Dec. 2007 from:	
			Aug. 2007 ¹	Nov. 2007 ¹	Dec. 2007 ¹	Dec. 2006	Nov. 2007
Concrete block and brick—Continued	1331						
Concrete brick	31		181.7	181.7	181.7	11.3	0.0
Paving blocks	41		185.0	185.0	185.0	3.4	0
Concrete pipe	1332		181.7	182.0	180.5	1.1	-8
Ready-mixed concrete	1333		207.3	208.0	208.8	3.3	.4
Precast concrete products	1334		200.1	200.4	200.1	4.8	-1
Prestressed concrete products	1335		197.9	198.0	196.9	1.2	-6
Clay construction products ex. refractor	134		179.0	178.1	179.1	.6	.6
Brick and structural clay tile	1342	12/84	195.2	194.1	194.6	-.2	.3
Brick, except ceramic, glazed & refractory	01	12/84	195.5	194.3	194.9	-.2	.3
Glazed brick struct., hollow & facing tile	02	12/84	178.9	178.9	178.9	.2	0
Ceramic floor and wall tile	1344		112.7	112.3	114.0	2.5	1.5
Structural clay products, n.e.c.	1345		206.9	207.1	207.1	3.6	0
Vitrified clay sewer pipe and fittings	0101		189.6	190.1	190.1	8.2	0
Other structural clay products, n.e.c.	0199	12/85	186.2	186.2	186.2	1.9	0
Refractories	135		191.5	193.6	193.6	4.8	0
Clay refractories	1352		215.2	217.6	216.6	5.4	-5
Refractories, non clay	1353		172.8	174.6	175.4	4.2	.5
Asphalt felts and coatings	136		147.0	141.9	143.1	-2.5	.8
Prep. asphalt & tar roofing & siding pro	1361		140.2	136.1	137.4	-2.4	1.0
Other asphalt roofing	1362		174.8	165.0	165.0	-2.6	0
Gypsum products	137		216.0	208.6	206.8	-22.2	-9
Gypsum products	1371						
Gypsum building plasters, boards and laths	0102	12/93	163.8	150.0	146.3	-34.2	-2.5
Other gypsum products	0116	12/99	144.6	156.1	159.4	24.5	2.1
Glass containers	138		163.4	165.1	165.1	6.3	0
Other nonmetallic minerals	139		185.4	185.0	184.9	1.3	-1
Insulation materials	1392		144.6	142.9	142.7	-3.3	-1
Mineral wool for structural insulation	01		129.7	127.2	127.2	-5.2	0
Mineral wool for structural insulation	0105	06/07	98.8	96.9	96.9	(²)	0
Min. wool for indus. & equip. insulation	02		152.6	153.6	153.0	1.1	-4
Paving mixtures and blocks	1394		220.6	220.1	218.8	1.4	-6
Cut stone and stone products	1395	12/84	147.6	148.5	149.2	2.1	.5
Dressed dimension and cut granite	0111	12/84	141.4	142.9	142.4	1.1	-3
Dressed dimension and cut limestone	0121	12/84	161.3	161.3	166.5	7.7	3.2
Dressed dimension marble and other stone	0151	12/04	100.8	100.8	(²)	(²)	(²)
Gaskets, packing, and sealing devices	1398	12/85	162.3	162.1	162.3	2.1	.1
Gaskets and gasketing material	01	12/85	180.9	180.6	181.0	3.0	.2
Nonmetallic gaskets and gasketing	0111	12/90	143.5	143.6	144.1	2.3	.3
Metallic gaskets and machined seals	0112	12/90	164.9	163.8	163.9	4.1	.1
Packing and sealing	02	12/85	148.4	148.4	148.4	1.3	0
Compression packings	0211	12/90	155.2	155.2	155.2	1.7	0
Axial mechanical face seals	0213	12/90	149.8	149.8	(²)	(²)	(²)
Rotary oil seals	0214	12/90	118.4	118.4	118.4	1.2	0
Nonmetallic minerals and products, n.e.c.	1399	06/82	176.1	176.5	177.3	3.3	.5
Industrial sand	01	06/82	191.1	193.2	202.3	9.2	4.7
Glass sand	0101	06/82	193.3	197.9	217.7	14.8	10.0
Foundry sand	0111	06/82	225.7	225.8	225.8	5.5	0
Other industrial sand	0121	06/82	172.7	172.9	173.7	4.4	.5
Other nonmetallic minerals, n.e.c.	02	06/84	170.6	171.7	171.7	3.6	0
Minerals and earths ground or treated	0209	06/85	165.4	165.4	165.5	2.9	.1
Dimension stone	0211	06/85	184.3	184.4	184.3	1.3	-1
Clay and related materials, n.e.c.	0214	06/90	138.9	141.1	141.1	6.2	0
Miscellaneous nonmetallic minerals, n.e.c.	0299	06/85	179.4	182.5	182.0	3.6	-3

See footnotes at end of table.

Table 6. Producer price indexes and percent changes for commodity groupings and individual items, not seasonally adjusted—Continued

(1982=100 unless otherwise indicated)

Commodity	Commodity code	Other index base	Index			Percent change to Dec. 2007 from:	
			Aug. 2007 ¹	Nov. 2007 ¹	Dec. 2007 ¹	Dec. 2006	Nov. 2007
Nonmetallic minerals and products, n.e.c.—Continued	1399						
Nonmetallic mineral products, n.e.c.	03	12/85	160.3	158.9	158.9	0.7	0.0
Transportation equipment	14		154.2	157.1	156.5	.9	-4
Motor vehicles and equipment	141		130.9	134.1	133.2	0	-7
Motor vehicles	1411		130.8	136.5	134.9	-.7	-1.2
Passenger cars	01		124.5	128.9	127.3	-1.4	-1.2
Motorcycles	04		177.4	177.4	177.4	.9	0
Trucks, 14,000 lbs. and under	05		141.2	149.2	147.2	-.9	-1.3
Trucks, over 14,000 lbs. GVW	06		178.3	178.6	178.6	2.9	0
Heavy duty trucks	0684	12/05	107.6	107.8	107.8	3.0	0
Motor vehicle parts	1412		118.3	118.3	118.2	.8	-1
Motor vehicles parts	05	12/03	106.0	106.0	105.9	.8	-1
Gasoline engine and engine parts	0501	12/03	113.4	113.5	113.5	-.4	0
Motor vehicle steering and suspension parts	0502	12/03	102.5	102.5	102.5	-2.6	0
Motor vehicle transmission and power train	0503	12/03	104.7	104.7	104.7	2.1	0
Motor vehicle brake systems	0504	12/03	101.4	101.4	101.4	.3	0
Filters	0505	12/03	106.4	(²)	(²)	(²)	(²)
Exhaust systems	0506	12/03	115.3	116.1	116.1	6.1	0
Wheels	0507	12/03	113.6	107.5	(²)	(²)	(²)
Other motor vehicle parts	0508	12/03	100.5	100.7	100.6	1.6	-1
Motorcycle parts	0509	12/03	102.4	102.6	102.6	.4	0
Vehicle seating and interior trim	0511	06/04	101.3	101.1	101.1	.4	0
Truck and bus bodies	1413	12/82	205.3	205.6	205.7	1.0	0
Truck and bus bodies sold separately	01	12/82	208.3	208.5	208.6	.9	0
Completed vehicles on purchased chassis	02	12/82	201.4	201.8	201.8	1.1	0
Truck trailers	1414		170.7	170.9	171.0	2.3	.1
Motor homes built on purchased chassis	1415	06/84	172.6	172.6	173.1	3.2	.3
Travel trailers and campers	1416	06/84	160.2	160.7	161.0	1.9	.2
Travel trailers	01	06/84	155.1	154.9	155.2	1.2	.2
Campers, pickup covers and parts	02	06/84	173.6	176.5	176.5	3.7	0
Aircraft and aircraft equipment	142		221.5	223.2	223.7	2.8	.2
Aircraft	1421		243.3	245.7	246.4	3.1	.3
Civilian aircraft	02	12/85	220.2	222.3	223.1	3.1	.4
Aircraft engines and engine parts	1423	12/85	179.5	180.0	180.0	3.3	0
Aircraft parts and auxiliary equipment,	1425	06/85	158.1	159.1	159.1	.9	0
Ships and boats	143		212.8	215.1	214.9	3.4	-1
Ships	1431	12/85	192.9	195.6	195.4	3.5	-1
Self propelled ships, new, U.S. military	02	06/96	134.8	136.4	136.5	3.1	.1
Self propelled ships, new, nonmilitary	03	06/96	149.6	153.3	152.5	6.0	-5
Nonpropelled ships, U.S. military & nonmil	04	06/96	148.2	(²)	(²)	(²)	(²)
Boats	1432		208.1	209.4	209.3	3.2	0
Outboard motorboats	01		217.8	218.1	218.3	3.3	.1
Inboard motorboats, incl. i.-o. houseboats	02		214.8	217.2	216.9	3.9	-1
Inboard-outdrive boats, except houseboats	03		197.4	198.6	198.5	2.8	-1
All other boats	04		185.0	187.2	187.2	.9	0
Railroad equipment	144		177.4	178.2	177.8	3.0	-2
Locomotives and parts	1441		156.6	160.0	159.8	5.1	-1
Railroad cars and car parts	1442		192.2	191.4	190.9	1.8	-3
Railroad car parts and accessories	03		154.2	154.4	154.4	2.2	0
Air brake and other brake equipment	0303	12/03	120.5	120.0	120.0	2.2	0
All other railroad and streetcar parts and accessories	0304	12/03	110.5	110.7	110.7	2.1	0
Railroad cars	04	12/01	150.6	149.8	149.3	1.7	-3
Transportation equipment, n.e.c.	149	06/85	152.6	153.2	153.2	1.9	0
Transportation equipment, n.e.c.	1491						
Self-propell. golf carts & in-plant carriers & parts	1101	06/85	161.6	164.8	164.8	2.5	0
Automobile and light truck trailers	1104	12/92	144.6	145.1	145.2	4.2	.1
Other transportation equipment, n.e.c.	1105	06/85	140.8	141.0	141.0	.9	0

See footnotes at end of table.

Table 6. Producer price indexes and percent changes for commodity groupings and individual items, not seasonally adjusted—Continued

(1982=100 unless otherwise indicated)

Commodity	Commodity code	Other index base	Index			Percent change to Dec. 2007 from:	
			Aug. 2007 ¹	Nov. 2007 ¹	Dec. 2007 ¹	Dec. 2006	Nov. 2007
Miscellaneous products	15		209.7	211.6	212.2	2.5	0.3
Toys, sporting goods, small arms, etc.	151		141.0	141.6	141.8	2.8	.1
Toys, games, and children's vehicles	1511		131.1	131.5	131.4	1.4	-.1
Games, excl. toys and hobbies	0152	06/85	131.9	131.9	131.9	.5	0
Baby carriages, children's vehicles, excl. bicycles	0153	06/85	104.1	(²)	(²)	(²)	(²)
Toys, excl. games and hobbies	0154	06/85	118.9	118.9	118.9	1.3	0
Hobbies, models: crafts and structural kits	0155	06/85	151.6	154.5	153.9	2.7	-.4
Dolls and stuffed toy animals	0156	12/85	137.2	137.2	137.2	5.1	0
Sporting and athletic goods	1512		129.9	129.9	130.2	2.7	.2
Fishing tackle and equipment	0103	12/85	167.2	167.4	167.4	.5	0
Golf equipment	0127	12/85	132.5	(²)	(²)	(²)	(²)
Bicycles, adult tricycles, unicycles and parts	0182	12/84	116.0	115.8	115.8	2.3	0
Playground equipment	0185	12/98	127.4	127.4	128.7	4.9	1.0
Gymnasium and exercise equipment	0192	12/98	108.2	108.2	108.2	-.7	0
Other sporting and athletic goods	0193	12/85	126.4	126.4	126.8	3.3	.3
Small arms and ammunition	1513		213.1	218.6	218.8	5.0	.1
Small arms	01		222.2	224.6	225.4	3.3	.4
Small arms ammunition	02		188.9	198.3	198.3	7.5	0
Components for small arms ammunition	03	06/85	176.8	184.4	183.3	7.3	-.6
Ammunition components	0301	06/85	193.7	198.0	199.4	8.4	.7
All other small arms ammunition products	0308	06/02	120.5	126.6	125.3	6.9	-1.0
Tobacco products, incl. stemmed & redried	152		488.5	497.6	500.4	8.6	.6
Cigarettes	1521		585.8	598.1	600.3	9.2	.4
Stemmed and redried tobacco	1524	06/84	101.2	99.9	99.9	2.1	0
Stemmed and redried tobacco	02	06/84	99.9	98.5	98.5	2.1	0
Other tobacco products	1525	12/05	105.2	105.4	107.9	5.3	2.4
Other tobacco products	01	12/05	105.2	105.4	107.9	5.3	2.4
Other tobacco products	0101	12/05	105.2	105.4	107.9	5.3	2.4
Notions	153		148.4	148.4	148.4	2.2	0
Buttons, button blanks, and parts	1531		144.3	144.3	144.3	.4	0
Needles, pins, and fasteners	1532		151.2	151.2	151.1	3.1	-.1
Zippers and slide fasteners	0102	12/85	173.6	173.6	173.6	4.6	0
Needles, pins, non-slide fasteners & similar notions	0103	12/85	129.5	129.5	129.4	2.1	-.1
Photographic equipment and supplies	154		109.9	108.8	110.1	2.8	1.2
Photographic equipment	1541		78.6	78.7	78.7	6.1	0
Photographic supplies	1542		123.8	122.3	124.1	2.1	1.5
Mobile homes	155		211.4	211.4	212.9	1.5	.7
Mobile homes, residential, single wide	1552		210.2	210.0	211.9	1.7	.9
Mobile homes, residential, double wide	1553		217.5	217.5	219.0	1.0	.7
Medical, surgical & personal aid devices	156		163.0	163.2	163.4	1.1	.1
Personal aid equipment	1561		175.2	175.2	175.2	.6	0
Surgical & medical instruments and equip	1562	06/82	134.5	134.5	134.3	.8	-.1
Surgical & medical instruments and equipment	0103	06/05	99.6	99.6	99.5	.8	-.1
Surgical appliances and supplies	1563	06/83	191.0	191.2	192.1	1.1	.5
Ophthalmic goods	1564	12/83	128.8	128.8	128.8	2.9	0
Plastic ophthalmic focus lenses	0103	12/83	108.5	108.5	108.5	-1.3	0
Contact lenses	0104	12/83	105.7	105.7	105.7	0	0
Other ophthalmic goods	0106	06/07	100.1	100.3	100.3	(²)	0
Dental equipment and supplies	1565	06/85	211.1	212.3	212.2	1.5	0
Dental equipment and supplies	0107	12/05	108.0	108.5	108.5	1.5	0
Industrial safety equipment	157		223.0	224.1	224.1	1.2	0
Mining services	158	06/85	229.2	229.5	229.0	-4.2	-.2

See footnotes at end of table.

Table 6. Producer price indexes and percent changes for commodity groupings and individual items, not seasonally adjusted—Continued

(1982=100 unless otherwise indicated)

Commodity	Commodity code	Other index base	Index			Percent change to Dec. 2007 from:	
			Aug. 2007 ¹	Nov. 2007 ¹	Dec. 2007 ¹	Dec. 2006	Nov. 2007
Mining services	1581						
Metal mining services	01	12/85	140.7	140.8	141.6	1.9	0.6
Support activities for coal mining	03	06/85	168.6	170.4	170.3	3.8	-1
Drilling oil and gas wells services	04	12/85	354.0	355.8	353.5	-8.3	-6
Support activities for oil & gas operation	06	12/85	198.1	197.5	197.9	.2	.2
Nonmetallic minerals mining services	07	06/85	135.0	135.0	135.0	.9	0
Other miscellaneous products	159		155.1	157.7	158.0	3.7	.2
Miscellaneous products, n.e.c.	159A	12/85	155.5	157.4	157.6	4.2	.1
Candles	01	12/85	151.3	(²)	154.7	3.8	(²)
Feathers, plumes & artificial trees/flower	03	12/85	152.7	(²)	153.4	1.2	(²)
Signs and advertising displays	04	12/85	153.2	153.1	153.1	.2	0
Electric signs	0401	12/85	157.3	157.3	157.4	.2	.1
Non-electric signs	0402	12/85	162.0	161.8	161.8	.4	0
Other miscellaneous products, n.e.c.	09	12/85	160.5	164.3	164.3	7.5	0
Other miscellaneous products, n.e.c.	0901	12/85	149.4	149.5	149.4	3.0	-1
Other recyclable materials	0902	12/86	197.3	209.3	209.3	15.1	0
Prerecorded cd/tape/record producing	159C	12/03	93.9	93.9	93.9	-3	0
Prerecorded cd/tape/record producing	01	12/03	93.9	93.9	93.9	-3	0
Reproduction of audio disks and video media	0101	12/03	94.7	94.7	94.7	-4	0
All other reproduction of audio recording media (inc	0106	12/03	92.5	92.5	92.5	0	0
Caskets	1591		242.6	253.3	253.4	4.6	0
Musical instruments	1593		187.5	187.6	187.6	-4.5	0
Pianos	0114	06/85	221.4	(²)	(²)	(²)	(²)
Piano and organ parts	0116	06/85	200.3	200.3	(²)	(²)	(²)
Other musical instruments and parts	0117	06/85	180.6	180.8	180.7	-6.3	-1
Jewelry and jewelry products	1594		148.9	155.8	156.3	8.1	.3
Jewelry, platinum and karat gold	02		154.2	159.6	160.2	8.2	.4
Costume jewelry and novelties	04		156.6	156.5	157.0	.3	.3
Jewelers' findings and materials	05		180.5	196.9	198.2	15.4	.7
Other precious metal jewelry	07	06/07	100.0	108.8	108.8	(²)	0
Pens, pencils, and marking devices	1595		164.5	164.6	164.5	.7	-1
Pens, markers, mechanical pencils, and par	02	12/85	172.1	172.0	172.0	.2	0
Ball point pens, including roller pens	0201		167.5	167.5	167.5	-2.0	0
Markers, fine point and broad tipped	0208	06/93	134.7	134.7	134.7	3.0	0
Other pens, mechanical pencils, and parts	0209	06/93	183.0	182.6	182.6	.1	0
Lead pencils and art goods	03	12/85	143.5	143.5	143.5	1.2	0
Artists' equipment and supplies	0303	12/85	167.0	167.0	167.0	2.8	0
Marking devices	04	12/85	145.2	145.5	145.2	.7	-2
Marking devices	0406	12/05	101.8	102.0	101.8	.7	-2
Watches, clocks, watchcases, & parts	1596		132.9	132.9	132.8	1.3	-1
Brooms and brushes	1597		167.1	167.2	167.3	.7	.1
Brooms	0501	12/85	173.5	173.5	173.6	1.4	.1
Paint and varnish brushes and rollers	0502	12/85	149.9	149.9	149.9	-3	0
Other brushes, excl. paint and varnish brushes	0503	12/85	161.4	161.6	161.7	.9	.1
Fire extinguishers	1599		195.9	(²)	(²)	(²)	(²)

¹ The indexes for August 2007 have been recalculated to incorporate late reports and corrections by respondents. All indexes are subject to revision 4 months after original publication.

² Not available.

³ Prices for all items in this grouping are lagged 1 month.

⁴ Prices for some items in this grouping are lagged 1 month.

n.e.c. = Not elsewhere classified.

NOTE: Titles of some commodities are not shown in this table because they fail to meet our publication criteria.

Table 7. Producer price indexes by durability of product, not seasonally adjusted

(1982=100)

Grouping	2006		2007		
	Annual average	December	August ¹	November ¹	December ¹
Total durable goods.....	151.0	153.3	155.0	155.8	155.7
Total nondurable goods.....	174.4	174.1	184.6	195.5	194.4
Total manufactures.....	161.4	161.7	167.8	172.9	171.7
Durable.....	148.1	150.4	151.3	152.0	151.9
Nondurable.....	175.0	173.2	184.4	193.6	191.4
Total raw or slightly processed goods.....	174.6	177.5	187.4	201.8	203.0
Durable.....	278.8	283.7	318.2	328.5	327.4
Nondurable.....	169.6	172.4	181.1	195.6	196.8

¹ The indexes for August 2007 have been recalculated to incorporate late reports and corrections by respondents. All indexes are subject to revision 4 months after original publication.

Table 8. Producer price indexes for special commodity groupings, not seasonally adjusted¹

(1982=100 unless otherwise indicated)

Commodity grouping	2006		2007		
	Annual average	December	August ²	November ²	December ²
All commodities except farm products.....	167.6	167.9	174.3	181.1	179.9
All foods.....	154.8	158.1	165.9	169.4	173.0
Processed foods.....	156.3	158.0	169.3	169.6	171.3
Industrial commodities less fuels and related products and power.....	166.1	167.9	171.1	173.1	173.2
Selected textile mill products.....	129.9	130.5	131.6	132.1	132.6
Hosiery.....	148.2	148.2	148.2	149.7	149.5
Underwear and nightwear.....	133.3	134.4	135.3	135.7	135.7
Chemicals and allied products, including synthetic rubber and synthetic fibers and yarns.....	201.4	200.9	209.8	218.7	219.1
Pharmaceutical preparations.....	372.8	375.5	392.1	393.8	395.2
Lumber and plywood.....	185.3	171.1	178.0	169.9	168.8
Steel mill products, including fabricated wire products.....	173.8	178.4	183.0	179.2	180.6
Finished steel mill products, excluding fabricated wire products.....	170.2	175.6	178.3	174.1	175.4
Finished steel mill products, including fabricated wire products.....	170.3	175.3	178.3	174.6	175.8
Special metals and metal products.....	159.1	162.8	166.2	167.7	166.8
Fabricated metal products.....	159.7	162.1	166.2	166.5	166.9
Copper and copper products.....	401.9	417.4	462.3	460.0	421.2
Machinery and motive products.....	137.6	139.3	138.7	140.0	139.9
Machinery and equipment, except electrical.....	137.8	139.3	141.1	141.6	142.0
Agricultural machinery, including tractors.....	186.0	188.3	190.6	192.2	192.2
Metalworking machinery.....	167.7	168.3	170.0	170.6	170.8
Total tractors.....	171.4	176.8	179.2	180.0	180.0
Construction materials.....	180.2	179.8	183.9	183.0	183.1
Agricultural machinery and equipment, less parts.....	183.4	185.6	187.9	189.5	189.6
Farm and garden tractors, less parts.....	169.3	181.2	181.6	182.8	182.8
Agricultural machinery excluding tractors, less parts.....	190.1	192.2	196.5	198.1	198.2

¹ These indexes are calculated by combining the indexes listed below by commodity code after each special commodity grouping. The weights are those used for the comprehensive All Commodities Index.

² The indexes for August 2007 have been recalculated to incorporate late reports and corrections by respondents. All indexes are subject to revision 4 months after original publication.

NOTE: Table 8 commodity groupings include the following items:

All commodities except farm products: 02 through 15
All foods: 011, 017, and 02 less 0261, 0262, and 029
Processed foods: 02 less 0261, 0262, and 029
Industrial commodities less fuels and related products and power: 03, 04, and 06 through 15
Selected textile mill products: 0327, 03370104, 034, 03810811, 03810821, 03810822, 03820312, 03830324, 03830325, and 1231
Hosiery: 03810821, 03810822, 03810823, 03810824, 03810825, 03810826
Underwear and nightwear: 03810641, 03810642, 03810643, 03810645, 03810651, 03810761, 03810811, 03810812
Chemicals and allied products, including synthetic rubber and synthetic fibers: 031, 06 less 064, and 071102
Pharmaceutical preparations: 0634 and 0638
Lumber and plywood: 081 and 083
Steel mill products, including fabricated wire products: 1017 and 1088
Finished steel mill products, excluding fabricated wire products: 1017 less 101702
Finished steel mill products, including fabricated wire products: 1017 and 1088 less 101702
Special metals and metal products: 10, 111, and 141
Fabricated metal products: 103 through 108

Copper and copper products: 10210201, 10220131, 102301, 102403, 102502, 10260314, 10280301, and 10280302
Machinery and motive products: 11 and 14
Machinery and equipment except electrical: 111, 112, 113, 114, 115, 116, 118, and 119
Agricultural machinery, including tractors: 1114 less 111409
Metalworking machinery: 113A, 1132, 113304, 1137, and 1138
Total tractors: 111403 and 112A less 112A03
Agricultural machinery and equipment, less parts (old commodity code 111): 111 less 111409
Farm and garden tractors, less parts (old commodity code 1111): 111403
Agricultural machinery excluding tractors, less parts (old commodity code 1112): 1114 less 111403
Construction materials: 062101, 0721, 081105, 081106, 081107, 081203, 081204, 082, 0831, 0835, 086, 092, 101502, 101703, 101704, 10250163, 104101, 105, 106, 1071, 10730131, 10730132, 10730133, 10730135, 10730136, 107404, 10740501, 107409, 10830225, 1142, 1147, 11490205, 11710143, 11710144, 11710147, 11710216, 11710217, 123101, 1232, 131105, 1321, 1322, 133, 134, 1361, 1362, 137, 1392, 1394, and 139501

Table 9. Producer price indexes for material and supply inputs to construction industries, not seasonally adjusted¹

(June 1986=100)

Grouping	Relative Importance June 2007	Unadjusted index ²			Percent change to Dec. 2007 from:	
		Aug. 2007	Nov. 2007	Dec. 2007	Dec. 2006	Nov. 2007
Inputs to construction industries.....	100.000	182.2	184.9	183.9	4.5	-0.5
New construction.....	84.938	181.8	184.4	183.5	4.4	-5
Single-unit residential.....	33.248	177.9	178.2	178.0	2.4	-.1
Multi-unit residential.....	3.817	180.3	181.8	181.3	3.7	-3
Non-residential buildings.....	28.323	175.8	178.8	177.8	4.6	-6
Highway and street construction.....	7.958	195.9	204.5	201.7	9.6	-1.4
Other heavy construction.....	11.580	192.3	197.1	195.3	6.4	-9
Maintenance and repair construction.....	15.062	185.0	188.9	187.4	5.5	-8
Residential.....	2.901	179.6	182.8	181.6	4.8	-7
Non-residential.....	12.162	186.4	190.5	188.9	5.7	-8

¹ Indexes in this table are derived from the primary product indexes in table 5 that are weighted using 1997 input/output relationships, updated with 2002 value of shipment weights. These indexes only include inputs to construction which are produced by the mining and manufacturing sectors of the economy excluding capital equipment. Since they do not include labor or capital costs, these

indexes should not be regarded as comprehensive measures of construction costs. See note on page 190 of the July 1986 issue of *Producer Price Indexes*.

² The indexes for August 2007 have been recalculated to incorporate late reports and corrections by respondents. All data are subject to revision 4 months after original publication.

Technical Note

Brief Explanation of Producer Price Indexes

The Producer Price Index (PPI) of the Bureau of Labor Statistics (BLS) is a family of indexes that measure the average change over time in the prices received by domestic producers of goods and services. PPIs measure price change from the perspective of the seller. This contrasts with other measures, such as the Consumer Price Index (CPI). CPIs measure price change from the purchaser's perspective. Sellers' and purchasers' prices can differ due to government subsidies, sales and excise taxes, and distribution costs.

More than 8,000 PPIs for individual products and groups of products are released each month. PPIs are available for the products of virtually every industry in the mining and manufacturing sectors of the U.S. economy. New PPIs are gradually being introduced for the products of industries in the construction, trade, finance, and services sectors of the economy.

More than 100,000 price quotations per month are organized into three sets of PPIs: (1) Stage-of-processing indexes, (2) commodity indexes, and (3) indexes for the net output of industries and their products. The stage-of-processing structure organizes products by class of buyer and degree of fabrication. The commodity structure organizes products by similarity of end use or material composition. The entire output of various industries is sampled to derive price indexes for the net output of industries and their products.

Stage-of-Processing Indexes

Within the stage-of-processing system, finished goods are commodities that will not undergo further processing and are ready for sale to the final-demand user, either an individual consumer or business firm. Consumer foods include unprocessed foods such as eggs and fresh vegetables, as well as processed foods such as bakery products and meats. Other finished consumer goods include durable goods such as automobiles, household furniture, and appliances, as well as nondurable goods such as apparel and home heating oil. Capital equipment includes durable goods such as heavy motor trucks, tractors, and machine tools.

The stage-of-processing category for intermediate materials, supplies, and components consists partly of commodities that have been processed but require further processing. Examples of such semifinished goods include flour, cotton yarn, steel mill products, and lumber. The intermediate goods category also encompasses nondurable, physically complete items purchased by business firms as inputs for their operations. Examples include diesel fuel, belts and belting, paper boxes, and fertilizers.

Crude materials for further processing are products entering the market for the first time that have not been manufactured or fabricated and that are not sold directly to consumers. Crude foodstuffs and feedstuffs include items such as grains and livestock. Examples of crude nonfood materials include raw cotton, crude petroleum, coal, hides and skins, and iron and steel scrap.

Commodity Indexes

The commodity classification structure of the PPI organizes products by similarity of end use or material composition, disregarding industry of origin. Fifteen major commodity groupings (two-digit commodity codes) make up the All Commodities Index. Each major commodity grouping includes (in descending order of aggregation) subgroups (three-digit codes), product classes (four-digit codes), subproduct classes (six-digit codes), and individual items (eight-digit codes). Nearly all eight-digit commodities under the traditional commodity coding system are now derived from corresponding industry-classified product indexes. In such instances, movements in the traditional commodity price indexes and corresponding percent changes will be virtually identical to their industry-based counterparts, even if their index levels differ.

Industry Net-Output Price Indexes

PPIs for the net output of industries and their products are grouped according to the North American Industry Classification System (NAICS). Prior to the release of January 2004, industry-based PPIs were published according to the Standard Industrial Classification (SIC) system. Industry price indexes are compatible with other economic time series organized by industry, such as data on employment, wages, and productivity. Table 5 of the *PPI Detailed Report* includes data for NAICS industries and industry groups (3-, 4-, 5-, and 6-digit codes); Census product classes (7- and 8-digit codes), products (9-digit codes), and more detailed subproducts (11-digit codes); and, for some industries, indexes for other sources of revenue.

Indexes may represent one of three kinds of product categories. Every industry has primary product indexes to show changes in prices received by establishments classified in the industry for products made primarily, but not necessarily exclusively, by that industry. The industry classification of an establishment is determined by which products make up a plurality of its total shipment value. In addition, most industries have secondary product indexes that show changes in prices received by establishments classified in the industry for products chiefly made in some other industry. Finally, some industries have miscellaneous receipts indexes to show price changes in other sources of revenue received by establishments within the industry that are not derived from sales of their products—for example, resales of purchased materials, or revenues from parking lots owned by a manufacturing plant.

Data Collection

PPIs are based on selling prices reported by establishments of all sizes selected by probability sampling, with the probability of selection proportionate to size. Individual items and transaction terms from these firms also are chosen by probability proportionate to size. BLS strongly

encourages cooperating companies to supply actual transaction prices at the time of shipment to minimize the use of list prices. Prices submitted by survey respondents are effective on the Tuesday of the week containing the 13th day of the month. This survey is conducted primarily through the mail.

Price data are provided on a voluntary and confidential basis; only sworn BLS employees are allowed access to individual company price reports. BLS publishes price indexes instead of actual prices. All PPIs are subject to revision 4 months after original publication to reflect the availability of late reports and corrections by respondents.

BLS periodically updates the PPI sample of survey respondents to better reflect current conditions when the structure, membership, technology, or product mix of an industry shifts significantly and to spread reporting burden among smaller firms. Results of these resampling efforts are incorporated into the PPI with the release of data for January and July.

As part of an ongoing effort to expand coverage to sectors of the economy other than mining and manufacturing, an increasing number of service sector industries have been introduced into the PPI. The following list of recently introduced industries includes the month and year in which an article describing the industry's content appeared in the *PPI Detailed Report*.

Service sector industries introduced into the Producer Price Index, by SIC or NAICS code and the PPI Detailed Report that announces their introduction

<i>Title</i>	<i>Code</i>	<i>PPI Detailed Report Issue</i>
SIC		
Wireless telecommunications	4812	July 1999
Telephone communications, except radio telephone	4813	July 1995
Television broadcasting	4833	July 2002
Grocery stores	5411	July 2000
Meat and fish (seafood) markets	5421	July 2000
Fruit and vegetable markets	5431	July 2000
Candy, nut, and confectionery stores ...	5441	July 2000
Retail bakeries	5461	July 2000
Miscellaneous food stores	5499	July 2000
New car dealers	5511	July 2000
Gasoline service stations	5541	January 2002
Boat dealers	5551	January 2002
Recreational vehicle dealers	5561	January 2002
Miscellaneous retail	59	January 2001
Security brokers, dealers, and investment bankers	6211	January 2001
Investment advice	6282	January 2003
Life insurance carriers	6311	January 1999
Property and casualty insurance	6331	July 1998
Insurance agencies and brokerages ...	6412	January 2003
Operators and lessors of nonresidential buildings	6512	January 1996
Real estate agents and managers	6531	January 1996
Prepackaged software	7372	January 1998
Data processing services	7374	January 2002
Home health care services	8082	January 1997

<i>Title</i>	<i>Code</i>	<i>PPI Detailed Report Issue</i>
SIC		
Legal services	8111	January 1997
Engineering design, analysis, and consulting services	8711	January 1997
Architectural design, analysis, and consulting services	8712	January 1997
Premiums for property and casualty insurance	9331	July 1998
NAICS		
New warehouse building construction ..	236221	July 2005
New school construction	236222	July 2006
New office construction	236223	January 2007
Merchant wholesalers, durable goods ..	423	July 2005
Merchant wholesalers, nondurable goods	424	July 2005
Wholesale trade agents and brokers ...	425120	July 2005
Furniture and home furnishings stores .	442	January 2004
Electronics and appliance stores	443	January 2004
Building material and garden equipment and supplies dealers	444	January 2004
Clothing and clothing accessories stores	448	January 2004
Sporting goods, hobby, book, and music stores	451	January 2004
General merchandise stores	452	January 2004
Miscellaneous store retailers	453	January 2004
Internet service providers	518111	July 2005
Web search portals	518112	July 2005
Commercial banking	522110	January 2005
Savings institutions	522120	January 2005
Direct health and medical insurance carriers	524114	July 2004
Construction, mining, and forestry machinery and equipment rental and leasing	532412	January 2005
Management consulting services	541610	January 2007
Security guards and patrol services	561612	July 2005
Computer training	611420	July 2007
Blood and organ banks	621991	January 2007
Amusement and theme parks	713110	July 2006
Golf courses and country clubs	713910	July 2006
Fitness and recreational sports centers .	713940	July 2005
Commercial machinery repair and maintenance.....	811310	July 2007

Weights

Weights for most traditional commodity groupings of the PPI, as well as weights for commodity-based aggregate indexes calculated using traditional commodity groupings, such as stage-of-processing indexes, currently reflect 2002 values of shipments as reported in the *Census of Manufactures* and other sources. From January 2002 through December 2006, PPI weights were derived from 1997 shipment values. Industry indexes now are calculated with 2002 weights and 1997 net output ratios. This periodic update of the value weights used to calculate the PPI is done to more accurately reflect changes in production and marketing patterns in the

economy. Net output values of shipments are used as weights for industry indexes. Net output values refer to the value of shipments from establishments within the industry to buyers outside the industry. However, weights for commodity price indexes are based on gross shipment values, including values of shipments between establishments within the same industry. As a result, broad commodity grouping indexes, such as the PPI for All Commodities, are affected by the multiple counting of price change at successive stages of processing, which can lead to exaggerated or misleading signals about inflation. Stage-of-processing indexes partially correct for this defect, but industry indexes consistently correct for this at all levels of aggregation. Therefore, industry and stage-of-processing indexes are more appropriate than broad commodity groupings for economic analysis of general price trends.

Price Index Reference Base

Effective with publication of January 1988 data, many important PPI series (including stage-of-processing groupings and most commodity groups and individual items) were placed on a new reference base, 1982 = 100. From 1971 through 1987, the standard reference base for most PPI series was 1967 = 100. Except for rounding differences, the shift to the new reference base did not alter any previously published percent changes for affected PPI series. (See “Calculating Index Changes,” below.) The 1982 reference base is not used for commodity indexes with a base later than December 1981 or for industry net output indexes and their products.

For further information on the underlying concepts and methodology of the Producer Price Index, see chapter 14, “Producer Prices,” in *BLS Handbook of Methods* (April 1997), Bulletin 2490. This document can be downloaded from the BLS Web site at www.bls.gov/opub/hom/homch14_itc.htm. Reprints are available on request.

Calculating Index Changes

Each PPI measures price changes from a reference period that equals 100.0. An increase of 5.5 percent from the reference period in the Finished Goods Price Index, for example, is shown as 105.5. This change also can be expressed in dollars, as follows: prices received by domestic producers of a sample of finished goods have risen from \$100 in 1982 to \$105.50. Likewise, a current index of 90.0 would indicate that prices received by producers of finished goods are 10 percent lower than they were in 1982.

Movements of price indexes from one month to another are usually expressed as percent changes, rather than as changes in index points. Index point changes are affected by the level of the index in relation to its base period, whereas percent changes are not. The following example shows the computation of index point and percent changes.

Index point change

Finished Goods Price Index	107.5
Less previous index	104.0
Equals index point change	3.5

Index percent change

Index point change	3.5
Divided by the previous index	104.0
Equals	0.034
Result multiplied by 100	0.034 x 100
Equals percent change	3.4

Seasonally Adjusted and Unadjusted Data

Because price data are used for different purposes by different groups, BLS publishes seasonally adjusted and unadjusted changes each month. Seasonally adjusted data are preferred for analyzing general price trends in the economy because these data eliminate the effect of changes that normally occur at about the same time, and in about the same magnitude, every year—such as price movements resulting from normal weather patterns, regular production and marketing cycles, model changeovers, seasonal discounts, and holidays. For these reasons, seasonally adjusted data more clearly reveal underlying cyclical trends. Unadjusted data are of primary interest to users who need information that can be related to actual dollar values of transactions. Individuals requiring this information include marketing specialists, purchasing agents, budget and cost analysts, contract specialists, and commodity traders. It is the unadjusted data that are generally cited when escalating long-term contracts such as purchasing agreements or real estate leases. For more information, see *Escalation and Producer Price Indexes: A Guide for Contracting Parties*, BLS Report 807, September 1991, on the Web at www.bls.gov/ppi/ppiescalation.htm. Reprints are available on request.

In 1998, the PPI implemented the X-12-ARIMA Seasonal Adjustment Method; prior to that year, the PPI employed the X-11 method. Each year, the seasonal status of most commodity indexes is reevaluated to reflect more recent price behavior. Industry net output indexes are not seasonally adjusted. For time series that exhibit seasonal pricing patterns, new seasonal factors are estimated and applied to the unadjusted data for the previous 5 years. These updated seasonally adjusted indexes replace the most recent 5 years of seasonal data.

Seasonal factors may be applied to series using either a direct or an aggregative method. Generally, commodity indexes are seasonally adjusted using direct seasonal adjustment, which produces a more complete elimination of seasonal movements than does the aggregative method. However, the direct seasonal adjustment process may not yield figures that possess additive consistency. Thus, a seasonally adjusted index for a broad category that is directly adjusted

may not be logically consistent with all seasonally adjusted indexes for its components. Seasonal movements for stage-of-processing indexes are derived indirectly through an aggregative method that combines movements of a wide variety of subproduct class (six-digit) series.

Seasonally adjusted indexes can become problematic when previously stable and predictable price patterns abruptly change. If the new pattern persists, the seasonal adjustment method will eventually reflect it adequately; if the pattern keeps shifting, however, seasonally adjusted data will become chronically troublesome. This problem occurs relatively infrequently for farm and food-related products, but has more often affected manufactured products such as automobiles and steel.

Since January 1988, the PPI has used Intervention Analysis Seasonal Adjustment methods to enhance the calculation of seasonal factors. With this technique, outlier values that may distort the seasonal pattern are removed from the data prior to applying the standard seasonal factor estimation procedure. For example, a possible economic cause for large price movements for petroleum-based products might have been the Persian Gulf War. In this case, intervention techniques allowed for better estimates of seasonally adjusted data. On the whole, very few series have required intervention. Out of nearly 900 seasonally adjusted series, only 16 were subject to intervention in 1997.

For more information relating to seasonal adjustment methods, see (1) "Appendix A: Seasonal Adjustment Methodology at BLS," in the *BLS Handbook of Methods* (April 1997), Bulletin 2490 and (2) "Summary of Changes to the PPI's Seasonal Adjustment Methodology" in the January 1995 issue of *Producer Price Indexes*.

Producer Price Index Data on the Internet

In 1995, the BLS began posting PPI series, news releases, and technical information to both a World Wide Web (WWW) site and a file transfer protocol (FTP) site. During the years following the introduction of PPI Internet services, use of these sites eclipsed more traditional methods of data dissemination, such as subscriptions to the *PPI Detailed Report*. There were more than 1.6 million instances of PPI series being downloaded from the Internet during the 12 months ended December 31, 2003.

Retrieving PPI data from the PPI Web site

PPI data can be obtained from the WWW address (www.bls.gov/ppi). Scrolling down the page to the "Get Detailed PPI Statistics" header reveals the following methods of data retrieval:

- **Most Requested Series** is a form-based application that allows the user to quickly obtain PPI time series data by selecting from two separate lists (commodity and industry) of the most commonly requested time series, including the All Commodities Index and the stage-of-processing indexes (for example, Finished

Goods). Within each list, any one—or all—of the time series shown can be selected. A user can modify the date range and output options after executing the query, using the reformat button above the data output table.

- **Create Customized Tables** is a form-based query application designed for users unfamiliar with the PPI coding structure. The application guides a user through the PPI classification system by listing index titles and does not require knowledge of commodity or industry codes. Data retrieved are based on a query formulated by selecting data characteristics from lists provided. Two options are available to create customized tables, depending on a user's browser capability. The one-screen option is a JavaScript application that uses a single screen to guide a user through the available time series data. The second option is a multiple-screen, non-Java-based application. Both methods allow a user to browse the PPI coding structure and select multiple series codes. Using the one-screen option, users can modify the date range and output options after executing the query using the reformat button above the data output table.

- **Series Report** is a form-based application that uses formatted PPI time series identifiers (commodity or industry codes) as input in extracting data according to a specified set of date ranges and output options. This application provides the most efficient path for users who are familiar with the format of PPI time series identifiers. Up to 300 indexes can be extracted at a time.

There are five alphabetic prefixes used to create unique PPI time series identifiers: WP, WD, PC, PD, and ND. Each provides the user access to a different PPI database. Adding either a "u" (not seasonally adjusted) or an "s" (seasonally adjusted) to the end of these prefixes further specifies the type of data needed.

EXAMPLES

For commodity and stage-of-processing indexes, series identifiers combine a "wpu" prefix (not seasonally adjusted) or a "wps" prefix (seasonally adjusted) with a commodity code.

<u>Commodity code</u>	<u>Provides data for:</u>
wps141101	Passenger cars, seasonally adjusted
wpu141101	Passenger cars, not seasonally adjusted
wpusop3000	Finished goods, not seasonally adjusted

For discontinued commodity indexes, series identifiers combine a “wdu” prefix (not seasonally adjusted) or a “wds” prefix (seasonally adjusted) with a commodity code.

<u>Commodity code</u>	<u>Provides data for:</u>
wds019	Other farm products, seasonally adjusted
wdu0635	Preparations, ethical (prescription), not seasonally adjusted
wdusi138011	Stainless steel mill products, not seasonally adjusted

Current price indexes grouped by industry according to NAICS have series identifiers that begin with the prefix “pcu.” After the prefix, there are 12 digits (the 6-digit industry code is listed twice) followed by up to 7 alphanumeric characters identifying product detail. Dashes are used as placeholders for higher-level industry group codes.

<u>Industry-product code, current NAICS series</u>	<u>Provides data for:</u>
pcu325---325---	Chemical manufacturing, not seasonally adjusted
pcu336110336110	Automobile and light duty motor vehicle manufacturing
pcu621111621111411	Offices of physicians, one- and two-physician practices and single-specialty group practices, general/family practice
pcu325412325412A	Pharmaceutical preparation manufacturing, pharmaceuticals acting on the respiratory system

Discontinued industry-product codes based on SIC combine a “pdu” prefix and “#” between the fourth and fifth characters of the product code. Series identifiers for the discontinued dataset use underscores as placeholders to complete a reference to an SIC industry group code of fewer than four digits. (All PPI industry-based indexes organized by SIC were discontinued with the introduction of NAICS.)

<u>Industry-product code, discontinued SIC series</u>	<u>Provides data for:</u>
pdu28_#	Chemicals and allied products, not seasonally adjusted

pdu331_#	Blast furnaces, steel works, and rolling and finishing mills, not seasonally adjusted
pdu3711#111	Passenger cars

Price indexes for discontinued series grouped by industry according to NAICS have identifiers that begin with the prefix “ndu.” After the prefix, there are 12 numeric digits (the 6-digit industry code is listed twice), and up to 7 alphanumeric characters that identify product detail. Dashes are used as placeholders for higher-level industry group codes.

<u>Industry-product code, discontinued NAICS series</u>	<u>Provides data for</u>
ndu212231212231	Lead ore and zinc ore mining
ndu2122312122312	Lead and zinc concentrates
ndu212231212231214	Lead concentrates

- **Flat Files** and the FTP server are best suited for users requiring access to either a large volume of time series data or other PPI-related documentation (such as seasonal factor and relative importance tables). The FTP site can be accessed at <ftp://ftp.bls.gov> or directly from the links on the “Get Detailed Statistics” page or the PPI homepage. Data and documentation available for download include the following:

	<u>Directory:</u>
NAICS series, current	/pub/time.series/pc
NAICS series, discontinued	/pub/time.series/nd
SIC series, discontinued	/pub/time.series/pd
Commodity series, current	/pub/time.series/wp
Commodity series, discontinued	/pub/time.series/wd
Special requests	/pub/special.requests/ppi
Latest news release	/pub/news.release/ppi.txt

The FTP site maintains files to help with searches and downloads. These files are centrally located in the [/pub/doc](#) directory. Within this directory, the **overview.txt** file contains an overview relating to all BLS data available through the FTP site. For current commodity-based PPI data, the program help file is **wp.txt**; for discontinued commodity series, **wd.txt**; for current industry-based PPI data based on NAICS, **pc.txt**; for industry-based SIC time series that have been discontinued, **pd.txt**; and for industry-based NAICS series that have been discontinued, **nd.txt**.

Users who prefer downloading PPI datasets as individual ZIP files should go to the directory labeled [/pub/time.series/compressed/tape.format/](#) on the FTP site. This directory includes six PPI-specific ZIP files, one for each of the PPI databases—WP, WD, PC, ND, and PD—and a ZIP file for the annual 5-year revision to historical seasonal PPIs.

Other Sources of PPI Data

PPI data can also be accessed via the BLS homepage (www.bls.gov). Clicking on the “Get Detailed Statistics” link at the top of the homepage calls up a chart listing all available BLS programs. The following methods are available for retrieving PPI data: Most requested statistics, create customized tables (one screen or multiple screens), and flat files. Additional sources of BLS data also are accessible from this page, including economic news releases, series report, and economy at a glance.

Additional information

The PPI homepage (www.bls.gov/ppi) contains additional information regarding PPI data and methodology. The top section of the homepage provides PPI news releases, both current and archived, as well as general PPI information. The “Tables Created by BLS” section found beneath the statistics section provides relative importance and seasonal factor tables. The remaining sections offer special notices and publications pertaining to PPI methodology and applications.

For questions or comments regarding PPI data classification, methodology, or data availability on the Internet, call or e-mail the Section of Index Analysis and Public Information at (202) 691-7705 or ppi-info@bls.gov.