

Estimation of Fuel Use by Idling Commercial Trucks

TRB 85th Annual Meeting
Washington, DC

January 22-26, 2006

Linda Gaines, Anant Vyas, and John L. Anderson



THE UNIVERSITY OF
CHICAGO

*Argonne National Laboratory is managed
by The University of Chicago
for the U.S. Department of Energy*































U.S. Department of Energy
**Energy Efficiency
and Renewable Energy**

Bringing you a prosperous future where energy
is clean, abundant, reliable, and affordable



Trucks are classified into 8 classes

- Based on gross vehicle weight (GVW)
 - Includes empty vehicle plus cargo
 - Classes formulated >50 years ago
- Classes 1 and 2 include commercial and personal vehicles
 - Our analysis removes personal vehicles
 - Commercial uses include service and retail, construction, agriculture, manufacturing
 - Class 2 is divided into 2A and 2B (>8,500 lbs.)
- Single unit (SU) trucks cover classes 1-8
 - Flatbed, pickup, dump, van dominate
- Combination (C) trucks are in classes 6-8
 - About half have sleepers
 - *Travel long distances*
 - *Driver often sleeps in truck*
 - Trailers include vans, tankers, and flatbeds

 utility van  compact van  pick-up  multi-purpose	CLASS 1 6,000 lbs. & Less
 utility van  compact van  pick-up  walk-in	CLASS 2 6,001-10,000 lbs.
 milk, bread  walk-in  compact van	CLASS 3 10,001-14,000 lbs.
 conventional van  large walk-in	CLASS 4 14,001-16,000 lbs.
 rack  tree specialist  large walk-in	CLASS 5 16,001-19,500 lbs.
 furniture  school  coke van  single axle van	CLASS 6 19,501-26,000 lbs.
 home fuel  transit  trash  medium conventional	CLASS 7 26,001-33,000 lbs.
 dump  extra heavy tandem conventional  cement  coke sleeper	CLASS 8 33,001 lbs. & Over

Vehicle Inventory and Use Survey is conducted every 5 years

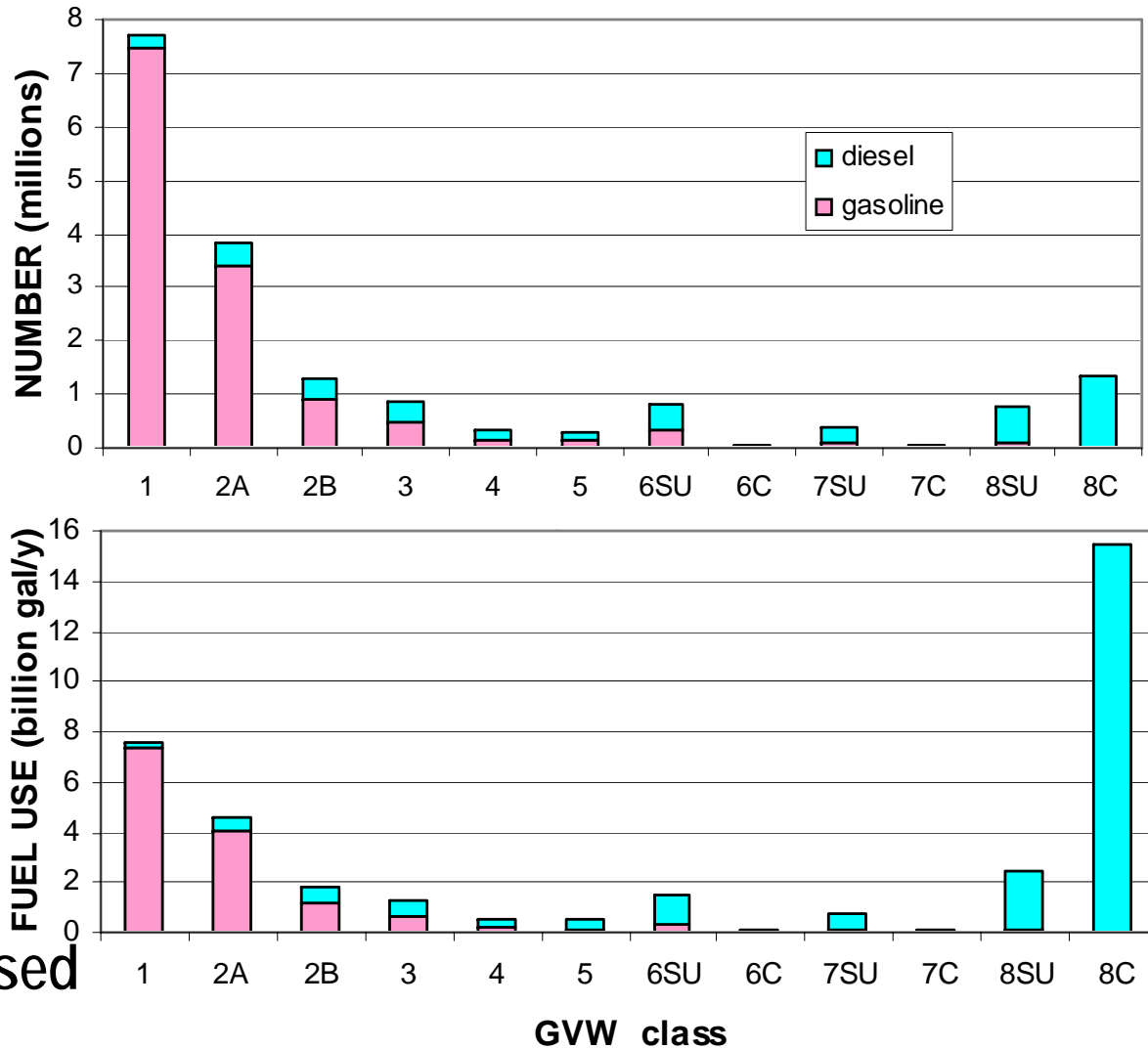
- 2002 data released in 2005
- Sample of 98,682* represents 85.2 million trucks
 - 79.8 million light trucks in use (Classes 1-2)
 - 66.5 million personal use
 - 13.3 million commercial use
 - 4 million single-unit heavy trucks
 - 1.4 million combination trucks (about half with sleepers)
- Information includes over 200 attributes of each truck.
 - numbers by class, body type, model year; miles traveled (by trip length), fuel economy
- We analyzed the Census Bureau microdata file with SAS software
- See <http://www.census.gov/svsd/www/vius/products.html> for survey methodology, questionnaires, and publications



* including 3,250 "not in use"

Classes 1 and 2 dominate commercial vehicle numbers →

but Class 8 uses the most fuel →



- Previous analysis focused on Class 8
- Commercial trucks use 14 billion gallons of gasoline and 23 billion gallons of diesel annually

Why do sleepers idle overnight?


- For services to resting driver and friend
 - Heating, ventilation, and air conditioning (HVAC)
 - Power for appliances
 - *TV, microwave, refrigerator, computer, hair drier*
- To keep fuel and engine warm
- To mask out noises and smells
- Because other drivers do it
- For safety

Where?

- At truck stops and rest areas
 - Not enough parking spots where needed
- In shopping center parking lots
- On ramps and roadsides
- Near first morning appointment
 - Enables prompt arrival
- At home base

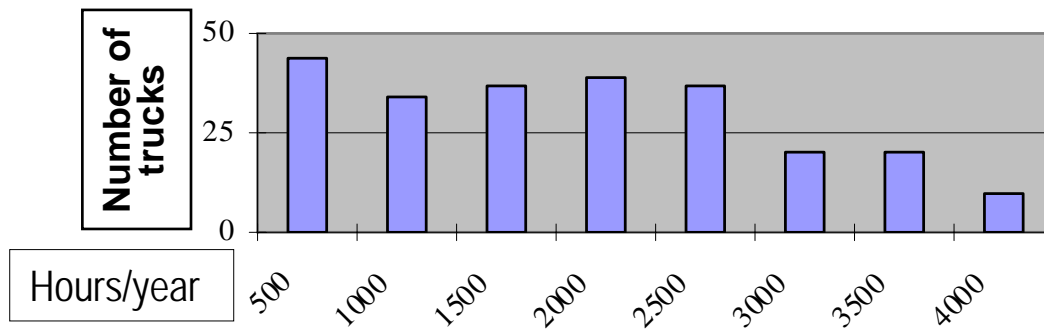


Sleepers have all the comforts of home



How much do these sleeper trucks idle?

- Conservative estimate 6 hours/day, 300 days/year: 1800 hours/year
 - Caterpillar study consistent with this
- UC Davis survey reveals broad distribution



- Previous work estimated annual impacts
 - Baseline was 458,000 long-haul trucks idling overnight
 - Emission of 140,000 t NO_x, 2400 t CO, and 7.6 million t CO₂
 - Use of over 800 million gallons diesel fuel (5% of all heavy truck fuel)
 - *Value over \$2 billion*
 - Noise
 - Engine wear and increased maintenance costs

Several technologies can reduce overnight idling

- All reduce fuel use, emissions, and noise
- All can be retrofit or manufacturer option
- Degree of cab comfort varies
- On-board equipment
 - Automatic engine stop-start controls
 - Heaters and air conditioners
 - Auxiliary power units and similar devices
- Wayside units (electrified parking spaces)
 - Single or dual system
- Simple measures can reduce energy demand
 - Insulation to reduce heat transfer
 - Shades to reduce solar load
 - Waste heat recovery from coolant
 - Load management to reduce peak



Workday idling is important

■ Long-duration idling occurs

- At ports and terminals
- At busy delivery sites
- At border crossings
- At restaurants



■ All truck types may idle during the work day

- We focus on long-duration idling (>30 minutes)
 - *Power take-off excluded*
- Idling reduction devices do not enable slow movement in queue ("creep mode")
- Scheduling can reduce workday idling
- Workday idling has not been studied
- This work suggests that it could be significant use of fuel



Drivers may need to wait for their next loads



Conservative idling time estimates were assumed

- VIUS data were used to categorize trucks
- Idling time was estimated based on type and annual distance traveled

- Overnight idling →

- Sleepers only
- Longer distances imply driver sleeps in tractor more often

- Workday idling (see next slide)

- All truck classes
- Shorter trips assumed to include more idling during day
 - *We estimated up to 900 h/y or 3 h/d (utility vehicles)*
 - Workers use truck as base when they go underground or up poles

Annual miles (thousands)	Overnight idling hours per year
<40	0
40-60	720
60-80	1260
>80	1800

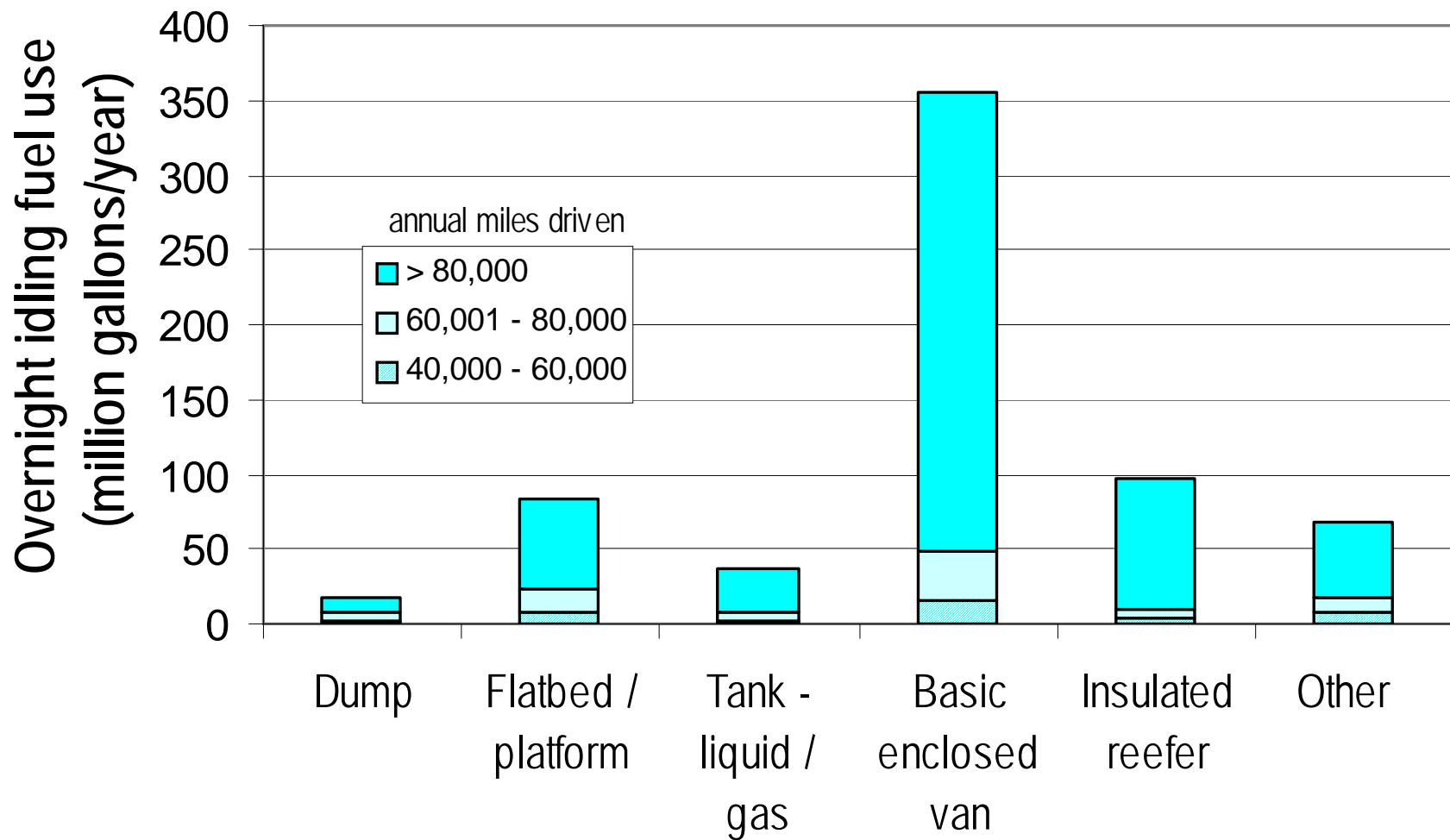
- Fuel use is very sensitive to assumptions

- *Real idling data are needed!*

Workday idling times were estimated based on truck type

Aggregated category	Body types included	Annual mileage category (1000s)	Assumed annual idling hours
Utility	Service-- utility	<40	900
		40-60	675
		60-80	450
		>80	225
Small van	Minivan, full-size van, multi-stop van, other van	<40	600
		40-60	450
Dump truck	Dump (all classes)	60-80	300
Heavy truck (high idle)	Basic enclosed van, reefer, drop frame	>80	150
Heavy truck (lower idle)	Flatbed, tanker	<40	300
		40-60	225
Trash hauler	Trash/garbage	60-80	150
		>80	75
Pickup	Pickup (classes 1-2)	<40	150
Other	SUV, armored, concrete mixer, concrete pumper, crane, curtainside, low boy, pole, other service, street sweeper, tank (dry/bulk), tow/wrecker, vacuum, insulated non-reefer, open top, car carrier, livestock, mobile home toter, unknown.	40-60	112
		60-80	75
		>80	37

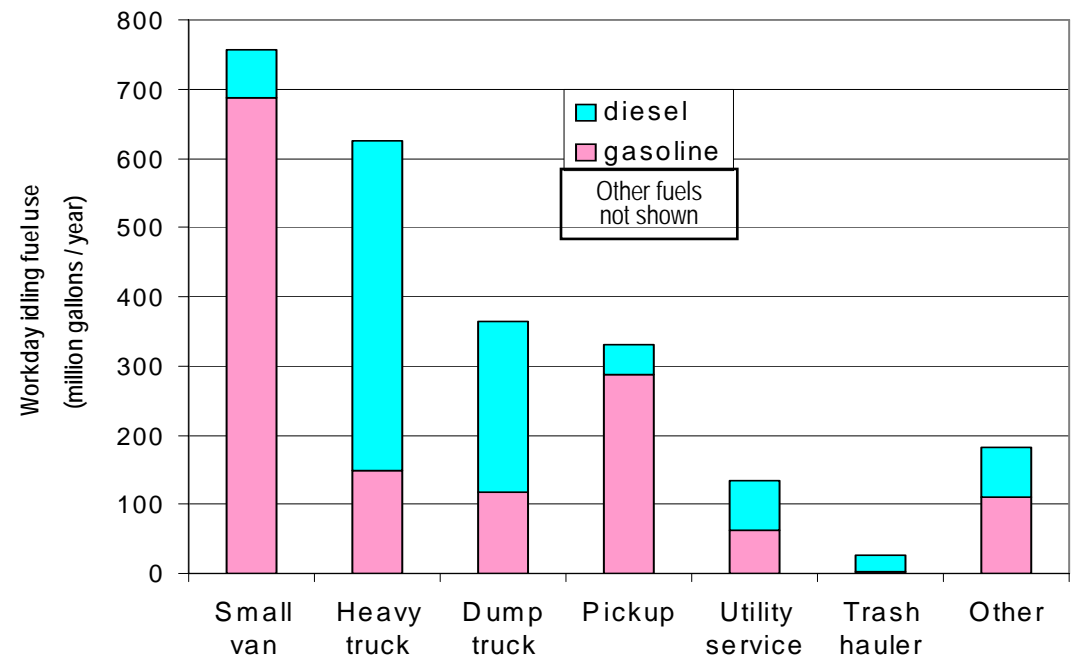
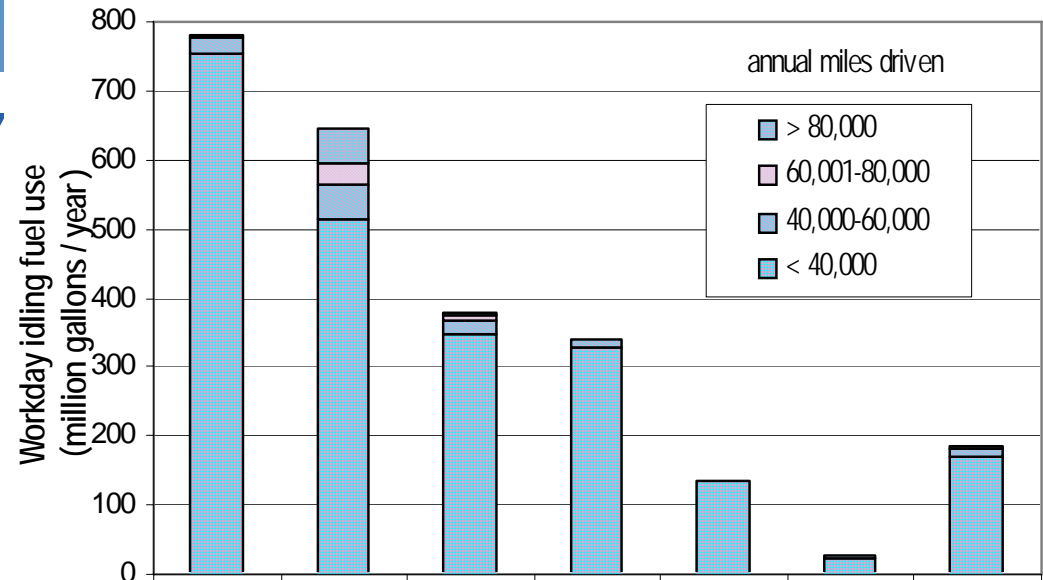
Sleepers hauling basic enclosed vans dominate overnight idling fuel use




Idling during the work day may be very significant

- Short-range trucks dominate (by assumption)
- Small vans* and pickups use mostly gasoline
- Heavy trucks* and dump trucks use the most diesel

* See category definitions on slide 12



Idling may use over 8% of commercial truck fuel

	Fuel use (million gallons/year)			
	Gasoline	Diesel	Other	Total
Overnight idling	0	666	0	666
Workday idling	1,416	1,002	73	2,491
Total long-duration idling fuel use	1,416	1,668	73	3,157
Total fuel use for commercial trucks	13,922	22,681	378	36,982
Idling % of total use by fuel type	10.2%	7.4%	19%	8.5%

Workday contribution could overshadow overnight idling

- Overnight contribution is at least 666 million gallons per year
 - Based on very conservative assumptions
 - *Average 6 hours/night for longest haul*
 - *Fewer for <80,000 miles per year*
- Workday contribution could be over 2.5 billion gallons per year
 - This is ~7% of fuel use by these vehicles
 - Idling duration estimates were based on vehicle duties
 - No actual data were available
 - **Results are very sensitive to assumptions**
 - *Example: Removing pickup trucks subtracts 350 million gallons from total!*
 - *Data are needed*
 - Current idling reduction technology does not address “creep mode”
 - *Technology development could provide significant benefits*
 - *Hybrid trucks could turn engines off and use electric motors to move them*

Conclusions

- Total usage of petroleum by long-duration idling of commercial trucks may exceed 3 billion gallons per year
 - 45% is gasoline, 53% diesel fuel
- Actual idling practices by different vehicle classes are not well known
- Data should be gathered to determine the scope of the problem
- Development of technology to allow engines to be off in queues would save energy and reduce emissions

ACKNOWLEDGMENTS

- We thank the Office of FreedomCAR and Vehicle Technologies at the U.S. Department of Energy for continued support.
- Argonne is operated by the University of Chicago under Contract W-31-109-Eng-38, for the U.S. Department of Energy.

