

# Current Population Survey, October 1995: (School Enrollment Supplement) Technical Documentation

D1-C95-OCTF-14-TECH

**Note:** This technical documentation was issued at same time as the corresponding data file and does not necessarily reflect changes to the data file that may have been made later. The documentation is provided in "As Is" condition, and may contain omissions of pages or attachments. User Notes may or may not be included with the documentation.

We offer this as a service to our customers who have purchased the corresponding data file, but we do not in general offer technical support for past data files. Note that although the documentation may refer to data on tape, the U.S. Census Bureau no longer releases data on magnetic tape; customers purchasing data files previously released on tape would receive the files on CD-ROM. For information about this and other technical documentation, please contact the Customer Services Center at 301-763-INFO (4636).

Additionally, Census Bureau organization, telephone numbers, and staff cited in this technical documentation are not current. For updated information, see our Telephone Contacts site at <http://www.census.gov/contacts/www/contacts.html> or Staff Search at <http://www.census.gov/cgi-bin/main/email.cgi>.


To find information about Census Bureau products and programs, be sure to try our online "Question and Answer Center" where you can search our FAQs and submit a question if you can't find an answer. Look for the "Search FAQs" link at <http://ask.census.gov> on the Census Bureau home page.

**This Technical Documentation was scanned in February 2006.**

U.S. Census  
Bureau  
Marketing Services  
Office

**USCENSUSBUREAU**  
*Helping You Make Informed Decisions*

U.S. Department of  
Commerce  
Economic and Statistics  
Administration  
U.S. Census Bureau



## Background Note for Users

The Current Population Survey (CPS) is a monthly household survey conducted by the U.S. Census Bureau for the U. S. Bureau of Labor Statistics, part of the Department of Labor. Each month the survey collects data on employment status, days spent looking for work, hours working, reasons not looking for work, earnings, occupation, industry, and the like. These data are the main reason we conduct the survey. Every CPS file has these "basic" monthly data.

In many months, however, the Census Bureau adds "supplements" to the survey dealing with a variety of topics – fertility, food security, income, health insurance, voting and registration, and many others. These supplements often become the source of Census Bureau files and reports.

*In the title of the file cited on the previous page, we cite the supplement topic in parentheses. Users should keep in mind that the basic employment and labor force data are always included in a CPS file, along with the supplemental data.*

The CPS files contain microdata. Microdata are household, family, and person records showing how people responded to the questions asked in the survey. The March (ASEC) files are hierarchal in nature and contain all three record types. All other CPS files are rectangular and contain all data in a person-based record.

Names, addresses, and other confidential information have been removed from these records; other precautions also have been taken to preserve the confidentiality of the records. By law the Census Bureau cannot disclose information that would lead to the identification of a respondent. The microdata form allows users to sort the records according to their own criteria and create the tabulations they need.

For more information on the CPS, go to the CPS web site:  
<<http://www.bls.census.gov/cps/cpsmain.htm>>.

**CURRENT POPULATION SURVEY, OCTOBER 1995:  
SCHOOL ENROLLMENT SUPPLEMENT**

**TECHNICAL DOCUMENTATION  
CPS-95**

This file documentation consists of the following materials:

Attachment 1	Abstract
Attachment 2	Overview-Current Population Survey
Attachment 3	Overview-October 1995 School Enrollment Supplement
Attachment 4	Glossary
Attachment 5	Revisions to the Current Population Survey
Attachment 6	How to Use the Record Layout
Attachment 7	Changes to CPS Public Use Files Effective September 1995
Attachment 8	Basic CPS Record Layout
Attachment 9	Current Population Survey October 1995 School Enrollment Supplement Record Layout
Attachment 10A	Questionnaire Facsimile
Attachment 10B	Current Population Survey October 1995 School Enrollment Supplement Questionnaire
Attachment 11	Industry Classification Codes
Attachment 12	Occupation Classification Codes
Attachment 13	Specific Metropolitan Identifiers
Attachment 14	Topcoding of Usual Hourly Earnings
Attachment 15	Tallies of Unweighted Counts
Attachment 16	Countries and Areas of the World
Attachment 17	Allocation Flags
Attachment 18	Source and Accuracy Statement of the CPS October 1995 School Enrollment
Attachment 19	User Notes

**NOTE**

Questions about accompanying **documentation** should be directed to Administrative and Customer Services Division, Microdata Access Branch, Bureau of the Census, Washington, D.C. 20233. Phone: (301) 457-1214.

Questions about the **tape** should be directed to Administrative and Customer Services Division, Customer Services, Bureau of the Census, Washington, D.C. 20233. Phone: (301) 457-4100.

Questions about the **subject matter** should be directed to Bonnie S. Tarsia, Demographic Surveys Division, Bureau of the Census, Washington, D.C. 20233. Phone: (301) 457-3806.

Additional questions about the **School Enrollment Supplement** should be directed to Rosalind Bruno, Bureau of the Census, Washington, D.C. 20233. Phone: (301) 457-2464.

## ATTACHMENT 1

### ABSTRACT

*Current Population Survey, October 1995: School Enrollment [machine-readable data file] / conducted by the Bureau of the Census for the Bureau of Labor Statistics. - Washington: Bureau of the Census [producer and distributor], 1996.*

#### Type of File

Microdata; unit of observation is individuals within housing units.

#### Universe Description

The universe consists of all persons in the civilian noninstitutional population of the United States living in households. The probability sample selected to represent the universe consists of approximately 57,000 households.

#### Subject-Matter Description

Data are provided on labor force activity for the week prior to the survey. Comprehensive data are available on the employment status, occupation, and industry of persons 15 years old and over. Also shown are personal characteristics such as age, sex, race, marital status, veteran status, household relationship, educational background, and Hispanic origin.

The file also contains information on school enrollment that includes the following items: current grade attending at a public or private school, whether attending college full or part-time at a 2 or 4-year institution, year last attended a regular school, and year graduated from high school.

#### Geographic Coverage

States, regions and divisions are identified in their entirety. Within confidentiality restrictions; indicators are provided for consolidated metropolitan statistical areas (CMSA), 173 selected metropolitan statistical areas (MSA), 69 selected primary metropolitan statistical areas (PMSA), 217 counties, and 41 central cities in multi-central city metropolitan statistical areas or primary metropolitan statistical areas. Also within confidentiality restrictions, indicators are provided for metropolitan/nonmetropolitan, central city/balance metropolitan, MSA/CMSA size and MSA/PMSA size.

#### Technical Description

File Structure: Rectangular.

File Size: 148,392 logical records; 1,000 character logical record length.

File Sort Sequence: State rank by CMSA/MSA rank by household identification number by line number.



## Reference Materials

*Current Population Survey, October 1995: School Enrollment Technical Documentation.* Documentation contains this abstract, questionnaire facsimiles, and record layouts of the file. One copy accompanies each file order. Additional copies are available from Administrative and Customer Services Division, Customer Services, Bureau of the Census, Washington, DC 20233.

Bureau of the Census. *The Current Population Survey: Design and Methodology* (Technical Paper 40) (out of print). Describes in detail the sample design and survey procedures used as well as accuracy of estimates and sampling errors. Reference copies should be available from most public libraries or Federal Depository Libraries.

## Related Printed Reports

Bureau of the Census. *Current Population Reports. Series P20, No. 487. School Enrollment-Social and Economic Characteristics of Students: October 1994.* Available from the U.S. Government Printing Office, Superintendent of Documents, Washington, DC 20402. S/N 803-005-00089-3. \$14.

Bureau of the Census. *Current Population Reports. Series P20, No. 479. School Enrollment-Social and Economic Characteristics of Students: October 1993.* S/N 803-005-00080-0. \$11.

## File Availability

The file may be ordered from Administrative and Customer Services Division using the Customer Services order form on the following page. The file is available on 9 track tape reel in ASCII or EBCDIC format, labeled or unlabeled, 6250 bpi. The file also can be made available on IBM 3480-compatible tape cartridge or CD-R (compact disc-recordable) in ASCII format.





## ATTACHMENT 2

### OVERVIEW

#### Current Population Survey

##### Introduction

The Current Population Survey (CPS) is the source of the official government statistics on employment and unemployment. The CPS has been conducted monthly for over 50 years. Currently, we obtain interviews from about 48,000 households monthly, scientifically selected on the basis of area of residence to represent the nation as a whole, individual states, and other specified areas. Each household is interviewed once a month for four consecutive months one year, and again for the corresponding time period a year later. This technique enables us to obtain reliable month-to-month and year-to-year comparisons at a reasonable cost while minimizing the inconvenience to any one household.

Although the main purpose of the survey is to collect information on the employment situation, a very important secondary purpose is to collect information on demographic characteristics such as age, sex, race, marital status, educational attainment, family relationship, occupation, and industry. From time to time, additional questions are included on health, education, income, and previous work experience. The statistics resulting from these questions serve to update similar information collected once every 10 years through the decennial census, and are used by government policymakers and legislators as important indicators of our nation's economic situation and for planning and evaluating many government programs.

The CPS provides current estimates of the economic status and activities of the population of the United States. Because it is not possible to develop one or two overall figures (such as the number of unemployed) that would adequately describe the whole complex of labor market phenomena, the CPS is designed to provide a large amount of detailed and supplementary data. Such data are made available to meet a wide variety of needs on the part of users of labor market information.

Thus, the CPS is the only source of monthly estimates of total employment (both farm and nonfarm); nonfarm self-employed persons, domestics, and unpaid helpers in nonfarm family enterprises; wage and salaried employees; and, finally, estimates of total unemployment.

It provides the only available distribution of workers by the number of hours worked (as distinguished from aggregate or average hours for an industry), permitting separate analyses of part-time workers, workers on overtime, etc. The survey is also the only comprehensive current source of information on the occupation of workers and the industries in which they work. Information is available from the survey not only for persons currently in the labor force but also for those who are outside the labor force. The characteristics of such persons - whether married women with or without young children, disabled persons, students, older retired workers, etc., can be determined. Information on their current desire for work, their past work experience, and their intentions as to job seeking are also available.

For a more detailed discussion about the basic labor force data gathered on a monthly basis in the CPS survey, see "Revisions in the Current Population Survey Effective January 1994" in the February 1994 issue of *Employment and Earnings* published by the Bureau of Labor Statistics.

##### CPS Sample Design

The current CPS sample is selected based on 1990 census information. The first stage of the 1990 sample design created 2,007 geographic areas called primary sampling units (PSUs) in the entire United States. These PSUs were grouped into strata within each state. Some of these PSUs formed strata by themselves and were in sample with certainty, which is referred to as self-representing. Of the remaining nonself-representing PSUs, one PSU was selected from each stratum with the probability of selection proportional to the population of the PSU. A total of 754 PSUs were selected for sample containing 2,121 counties,

minor civil divisions, and independent cities. The second stage of the sample design selected housing units within these PSUs.

Approximately 60,000 housing units are assigned for interview each month, of which about 50,500 are occupied and thus eligible for interview. The remainder are units found to be destroyed, vacant, converted to nonresidential use, containing persons whose usual place of residence is elsewhere, or ineligible for other reasons. Of the 50,500 occupied housing units, approximately 5 percent are not interviewed in a given month due to temporary absence (vacation, etc.), the residents are not found at home after repeated attempts, inability of persons contacted to respond, unavailability for other reasons, and refusals to cooperate. The interviewed households contain approximately 94,000 persons 15 years old and over, approximately 28,000 children 0-14 years old, and about 450 Armed Forces members living with civilians either on or off base within these households. A more precise explanation regarding the CPS sample design is provided in "Explanatory Notes and Estimates of Error: Household Data - Sampling" in any issue of *Employment and Earnings*.

### **Relationship of Current Population Survey Files to Publications**

Each month, a significant amount of information about the labor force is published by the Bureau of Labor Statistics in the *Employment and Earnings* and *Monthly Labor Review* reports.

As mentioned previously, the CPS also serves as a vehicle for supplemental inquiries on subjects other than employment, which are periodically added to the questionnaire. From the basic and supplemental data, the Bureau of the Census issues three series of publications under the general title Current Population Reports:

- P-20 Population Characteristics
- P-23 Special Studies
- P-60 Consumer Income

All Current Population Reports, including the other series for population estimates and projections and special censuses, may be obtained by subscription from the U.S. Government Printing Office at 202-783-3238. Subscriptions are available as follows: Population Characteristics, Special Studies, and Consumer Income series (P-20, P-23, P-60) combined, \$101 per year (sold as a package only); Population Estimates and Projections, (P-25), \$27 per year. Single issues may be ordered separately; ordering information and prices are provided in the Bureau of the *Census Catalog and Guide*, the *Monthly Product Announcement* (MPA), and in *Census and You*. Selected reports also may be accessed on the INTERNET at <http://www.census.gov/prod/www/subject.html#pop>

### **Geographic Limitations**

The CPS sample was selected so that specific reliability criteria were met nationally, for each of the 50 States and for the District of Columbia. Since 1985, these reliability criteria have been maintained through periodic additions and deletions in the State samples. Estimates formed for geographic areas identified on the microdata file which are smaller than states are not as reliable.

### **Weights**

Under the estimating methods used in the CPS, all of the results for a given month become available simultaneously and are based on returns for the entire panel of respondents. The CPS estimation procedure involves weighting the data from each sample person. The base weight, which is the inverse of the probability of the person being in the sample, is a rough measure of the number of actual persons that the sample person represents. Almost all sample persons in the same state have the same base weight, but the weights across states are different. Selection probabilities may also differ for some sample areas due to field subsampling, which is done when areas selected for the sample contain many more households than expected. The base weights are then adjusted for noninterview, and the ratio estimation procedure is applied.

1. **Noninterview adjustment.** The weights for all interviewed households are adjusted to the extent needed to account for occupied sample households for which no information was obtained because of absence, impassable roads, refusals, or unavailability of the respondent for other reasons. This noninterview adjustment is made separately for clusters of similar sample areas that are usually, but not necessarily, contained within a state. Similarity of sample areas is based on Metropolitan Statistical Area (MSA) status and size. Within each cluster, there is a further breakdown by residence. Each MSA cluster is split by "central city" and "balance of the MSA". Each non-MSA cluster is split by "urban" and "rural" residence categories. The proportion of occupied sample households not interviewed fluctuates around 5 percent depending on weather, vacations, etc.
2. **Ratio estimates.** The distribution of the population selected for the sample may differ somewhat, by chance, from that of the population as a whole in such characteristics as age, race, sex, and state of residence. Because these characteristics are closely correlated with labor force participation and other principal measurements made from the sample, the survey estimates can be substantially improved when weighted appropriately by the known distribution of these population characteristics. This is accomplished through two stages of ratio adjustment as follows:
  - a. *First-stage ratio estimate.* The purpose of the first-stage ratio adjustment is to reduce the contribution to variance that results from selecting a sample of PSUs rather than drawing sample households from every PSU in the nation. This adjustment is made to the CPS weights in two race cells: black and nonblack; it is applied only to PSUs that are nonself-representing and for those states that have a substantial number of black households. The procedure corrects for differences that existed in each state cell at the time of the 1990 census between 1) the race distribution of the population in sample PSUs and 2) the race distribution of all PSUs (both 1 and 2 exclude self-representing PSUs).
  - b. *Second-stage ratio estimate.* This procedure substantially reduces the variability of estimates and corrects, to some extent, for CPS undercoverage. The CPS sample weights are adjusted to ensure that sample-based estimates of population match independent population controls. Three sets of controls are used:
    - 1) 51 state controls of the civilian noninstitutional population 16 years of age and older
    - 2) national civilian noninstitutional population controls for 14 hispanic and 5 nonhispanic age-sex categories
    - 3) national civilian noninstitutional population controls for 66 white, 42 black, and 10 "other" age-sex categories

The independent population controls are prepared by projecting forward the resident population as enumerated on April 1, 1990. The projections are derived by updating demographic census data with information from a variety of other data sources that account for births, deaths, and net migration. Estimated numbers of resident Armed Forces personnel and institutionalized persons reduce the resident population to the civilian noninstitutional population. Estimates of net census undercount, determined from the Post Enumeration Survey, are added to the population projections. Prior to January 1994, the projections were based on earlier censuses, and there was no correction for census undercount. A summary of the current procedures used to make population projections is given in "Revisions in the Current Population Survey Effective January 1994" in the February 1994 issue of *Employment and Earnings*.

### **Comparability of CPS From Microdata Files With Published Sources**

Although total estimates of the population will equal published estimates, labor force estimates produced from a microdata file will not be directly comparable or identical with the published nonseasonally adjusted labor force data. The major reason for this is due to a final estimation procedure incorporated into the production of the published nonseasonally adjusted data. This procedure, known as a composite estimator,

is a weighted average of two estimates for the current month for any particular item. The first estimate is the two-stage ratio estimate that includes all the estimation steps given above. The second estimate consists of the composite estimate for the preceding month to which has been added an estimate of the change from the preceding month, based on that part of the sample which is common to the two months (about 75 percent). This procedure is primarily used to increase the reliability of estimates of month-to-month change, although other reliability gains are also realized. As noted above, the composite estimation procedure does not affect estimates of the total population.

Another factor also inhibits microdata comparison with published labor force data. This is the seasonal adjustment that is applied to many published statistics. This adjustment is used to adjust for normal seasonal variations to help distinguish the underlying economic situation in month-to-month changes.

Shown below are data from January and July 1993 which demonstrate how estimates compiled using the final weights from the microdata file may differ from the published composited estimates, with and without seasonal adjustment. Note that the composite estimation procedure was not used for estimates published from January 1994 to May 1994. For a further description of both the composite estimator and seasonal adjustment, see "Explanatory Notes and Estimates of Error: Household Data - Estimating Methods (Composite Estimation Procedure)" and "Seasonal Adjustment" in any issue of Employment and Earnings.

#### Comparison of CPS Estimates from Microdata Files with Published Sources

	Civilian Noninstitutional Population	Civilian Labor Force	Employed	Unemployed	Not in Labor Force
-----					
January 1993 Data (000's)					
Final Weights	192,644	126,115	116,113	10,002	66,529
Composited (Not Seasonally Adjusted)	192,644	126,034	116,123	9,911	66,610
Composited (Seasonally Adjusted)	192,644	127,083	118,071	9,013	65,561
-----					
July 1993 Data (000's)					
Final Weights	193,633	130,399	121,450	8,949	63,234
Composited (Not Seasonally Adjusted)	193,633	130,324	121,323	9,002	63,309
Composited (Seasonally Adjusted)	193,633	128,070	119,301	8,769	65,563
-----					

## ATTACHMENT 3

### OVERVIEW

#### October 1995 School Enrollment Survey

##### General

Census Bureau staff conducted the October 1995 School Enrollment Survey as a supplement to that month's Current Population Survey (CPS). The CPS is a monthly labor force survey conducted in approximately 57,000 interviewed households across the Nation. Attachment 10A contains a copy of the labor force questions asked each month as part of the basic CPS questions. Attachment 10B is a copy of the October 1995 School Enrollment questionnaire.

Attachment 2 comprises a description of the CPS entitled "Overview--Current Population Survey." A description of the October 1995 School Enrollment Survey follows.

##### Data Collection

Census Bureau staff conducted interviews during the period of October 15-21, 1995. We asked the school enrollment items of all persons 3 years old or older, as appropriate. Interviewers received a 1 1/2-hour home study that contained questions on the basic labor force questions, item-by-item instructions for the supplement, supplement exercises, and a practice interview.

##### Data Processing

The data processing involved editing the October supplement data. Below is a description of this process.

1. Basic School Enrollment Items - are asked each October. These items include the following variables: PESCHOOL, PEPUBLIC, PEGRADE, PEFULL, PETYPE, PEVOCA, PELASTYR, PELASTGD, PEYRATT, PEYRDEG asked of adults; and PESCH35, PESCH614, PECHPUB, and PECHGRDE asked of children.

The data processing involved a consistency edit and allocation module for all school enrollment items. The consistency edit mainly ensured that the entries within an individual record followed the correct skip pattern. Items with missing values were assigned values, if appropriate. If not, missing values were allocated using either a "hot deck" or "cold deck" depending on the item.

2. Non-Basic Items - In October 1995, we asked additional items on grade retention, English proficiency, and disabilities. These were Items S42-S45a, S46a, S47a, S57-S61, S63, S64 for adults, and S45b, S45c, S46b, S47b-S50c, S62, S65 for children.

The data processing of these items involved a consistency edit to check for the correct skip pattern.

The values and universes for each variable are defined in the supplement record layout found in Attachment 9.

##### October 1995 CPS/School Enrollment Computer File

**CPS Labor Force Data.** The October 1995 CPS file contains 148,392 records. The first 814 characters contain the labor force data for each record. Attachment 8 contains the CPS Basic Items



Record Layout, which includes the variable name, character size, location on the record, universe, and the possible values of each basic CPS variable included on the file.

The variable PRPERTYP (located in positions 161-162 on the CPS Basic Items Record Layout) determines the type of person as follows:

PRPERTYP

- 1 = Child household member (0-14 years old)
- 2 = Adult civilian household member (15+ years old)
- 3 = Adult Armed Forces household member (15+ years old)

The variable HRINTSTA (located in positions 57-58 on the CPS Basic Items Record Layout) determines the interview status of the household.

HRINTSTA

- 1 = Interview
- 2 = Type A Noninterview (These records represent households that were eligible for the October 1995 CPS interview, but were not interviewed because no one was home, household members were temporarily absent, etc.)
- 3 = Type B Noninterview (These records represent sample addresses determined to be ineligible for the CPS by virtue of being vacant, demolished, nonresidential, etc.)
- 4 = Type C Noninterview (See explanation for Type B above)

By combining the values of PRPERTYP (1-3) and HRINTSTA (2-4), the number of records can be determined.

The values of PRPERTYP are:

	Unweighted Counts
1 = (Child)	30,598
2 = (Adult Civilian, 15+)	103,867
3 = (Adult, Armed Forces)	481

The values of HRINTSTA are:

2 = Type A Noninterview	3,682
3 = Type B Noninterview	9,390
4 = Type C Noninterview	374

**October 1995 School Enrollment Supplement Data.** The October supplement data for adults are in locations 815-940. Children's data are in locations 941-1000. (See Attachment 9.)

**Tallying the October 1995 School Enrollment Supplement File.** The October 1995 supplement universe includes the full CPS sample comprised of all persons 3 years old or older.

**Weighting.** There is no supplement weight associated with the October 1995 School Enrollment Supplement. Use the basic CPS weight (PWSSWGT in location 613-622) for tallying individuals on the file.

Attachment 15 is a tally listing of unweighted counts from selected supplement items. Use these totals to ensure that the file is being accessed properly.

**Data Contact.** For questions regarding the October 1995 School Enrollment data, call Rosalind Bruno on (301) 457-2464.

## ATTACHMENT 4

### GLOSSARY

#### Current Population Survey

**Age**—Age classification is based on the age of the person at his/her last birthday. The adult universe (i.e., population of marriageable age) is comprised of persons 15 years and over for CPS labor force data.

**Allocation Flag**—Each edited item has a corresponding allocation flag indicating the nature of the edit. See the attachment on allocation flags for more information. The second character of the item name is always "X".

**Armed Forces**—Demographic information for Armed Forces members (enumerated in off-base housing or on-base with their families) is included on the CPS data files. No labor force information is collected of Armed Forces members in any month. In March, supplemental data on income are included for Armed Forces members. This is the only month that non-demographic information is included for Armed Forces members.

**Civilian Labor Force**—(See Labor Force.)

**Class of Worker**—This refers to the broad classification of the person's employer. These broad classifications for current jobs are:

- 1) Federal government
- 2) State government
- 3) Local government
- 4) Private industry (including self-employed, incorporated)
- 5) Self-employed (not incorporated)
- 6) Working without pay

**Domain**—The domain for an item is a list or range of its possible values. Note that all unedited items have possible values of -1 (blank), -2 (don't know), and -3 (refused). Since all items have these possible values, they are not shown as valid entries for each item.

**Duration of Unemployment**—Duration of unemployment represents the length of time (through the current survey week) during which persons classified as unemployed are continuously looking for work. For persons on layoff, duration of unemployment represents the number of full weeks since the termination of their most recent employment. A period of two weeks or more during which a person is employed or ceased looking for work is considered to break the continuity of the present period of seeking work.

**Earners, Number of**—The file includes all persons 15 years old and over in the household with \$1 or more in wages and salaries, or \$1 or more of a loss in net income from farm or nonfarm self-employment during the preceding year.

**Edited item**—An edited item is allocated or imputed by the processing system. In most cases this means allocating a value where the unedited item contains a value of blank, "don't know", or "refused". The second character of the item name is always "E".

An edited version of an item exists only if that item is processed through the edits. If the edits never deal with a particular item, then that item only has an unedited version.

Since the instrument enforces skip patterns and consistency between many items, the edits are left mainly with the job of allocating missing values. Also, since an interviewer is allowed to "back up" in the interview, there may be "off-path" items filled in the unedited data. The edits also blank these off-path items if an edited version of the items exists.

**Education**—(See Level of School Completed.)

**Employed**—(See Labor Force.)

**Family**—A family is a group of two persons or more (one of whom is the householder) residing together and related by birth, marriage, or adoption. All such persons (including related subfamily members) are considered as members of one family. Beginning with the 1980 CPS, unrelated subfamilies (referred to in the past as secondary families) are no longer included in the count of families, nor are the members of unrelated subfamilies included in the count of family members.

**Family Household**—A family household is a household maintained by a family (as defined above), and may include among the household members any unrelated persons (unrelated subfamily members and/or secondary individuals) who may be residing there. The number of family households is equal to the number of families. The count of family household members differs from the count of family members, however, in that the family household members include all persons living in the household, whereas family members include only the householder and his/her relatives. (See the definition of Family).

**Family Weight**—This weight is used only for tallying family characteristics. In March, the weight on the family record is the March supplement weight of the householder or reference person.

**Final Weight**—Used in tabulating labor force items in all months, including March. The final weight is controlled to independent estimates for:

- 1) States
- 2) Origin, Sex, and Age
- 3) Age, Race, and Sex

This weight should not be used when tabulating March supplement data.

**Full-Time Worker**—Persons on full-time schedules include persons working 35 hours or more, persons who worked 1-34 hours for noneconomic reasons (e.g., illness) and usually work full-time, and persons "with a job but not at work" who usually work full-time.

**Group Quarters**—Group quarters are noninstitutional living arrangements for groups not living in conventional housing units or groups living in housing units containing nine or more persons unrelated to the person in charge.

**Head Versus Householder**—Beginning with the March 1980 CPS, the Bureau of the Census discontinued the use of the terms "head of household" and "head of family." Instead, the terms "householder" and "family householder" are used.

**Highest Grade of School Attended**—(See Level of School Completed.)

**Hispanic Origin**—Persons of Hispanic origin in this file are determined on the basis of a question that asked for self-identification of the person's origin or descent. Respondents are asked to select their origin (or the origin of some other household member) from a "flash card" listing ethnic origins. Persons of Hispanic origin, in particular, are those who indicated that their origin was Mexican-American, Chicano, Mexican, Mexicano, Puerto Rican, Cuban, Central or South American, or other Hispanic.

**Hours of Work**—Hours of work statistics relate to the actual number of hours worked during the survey week. For example, a person who normally works 40 hours a week but who is off on the Veterans Day holiday is reported as working 32 hours even though he is paid for the holiday.

For persons working in more than one job, the figures related to the number of hours worked in all jobs during the week. However, all the hours are credited to the major job.

**Household**—A household consists of all the persons who occupy a house, an apartment, or other group of rooms, or a room, which constitutes a housing unit. A group of rooms or a single room is regarded as a housing unit when it is occupied as separate living quarters; that is, when the occupants do not live and eat with any other person in the structure, and when there is direct access from the outside or through a common hall. The count of households excludes persons living in group quarters, such as rooming houses, military barracks, and institutions. Inmates of institutions (mental hospitals, rest homes, correctional institutions, etc.) are not included in the survey.

**Household Weight**—The household weight is used for tallying household characteristics. In March, the household weight is the March Supplement weight of the householder.

**Householder**—The householder refers to the person (or one of the persons) in whose name the housing unit is owned or rented (maintained) or, if there is no such person, any adult member, excluding roomers, boarders, or paid employees. If the house is owned or rented jointly by a married couple, the householder may be either the husband or the wife. The person designated as the householder is the "reference person" to whom the relationship of all other household members, if any, is recorded.

**Householder With No Other Relatives in Household**—A householder who has no relatives living in the household. This is the entry for a person living alone. Another example is the designated householder of an apartment shared by two or more unrelated individuals.

**Householder With Other Relatives (Including Spouse) in Household**—The person designated as householder if he/she has one or more relatives (including spouse) living in the household.

**Industry, Occupation, and Class of Worker (I&O)—Current Job (basic data)**—For the employed, current job is the job held in the reference week (the week before the survey). Persons with two or more jobs are classified in the job at which they worked the most hours during the reference week. The unemployed are classified according to their latest full-time job lasting two or more weeks or by the job (either full-time or part-time). The I & O questions are also asked of persons not in the labor force who are in the fourth and eighth months in sample and who have worked in the last five years.

**Job Seekers**—All unemployed persons who made specific efforts to find a job sometime during the 4-week period preceding the survey week.

**Longitudinal Weight**—Used for gross flows analysis. Only found on adult records matched from month to month.

**PEMLR—(Major Labor Force Recode)**—This classification is available for each civilian 15 years old and over according to his/her responses to the monthly (basic) labor force items.

**Labor Force**—Persons are classified as in the labor force if they are employed, unemployed, or in the Armed Forces during the survey week. The "civilian labor force" includes all civilians classified as employed or unemployed. The file includes labor force data for civilians age 15 and over. However, the official definition of the civilian labor force is age 16 and over.

1. *Employed*

Employed persons comprise (1) all civilians who, during the survey week, do any work at all as paid employees or in their own business or profession, or on their own farm, or who work 15 hours or more as unpaid workers on a farm in a business operated by a member of the family; and (2) all those who have jobs but who are not working because of illness, bad weather, vacation, or labor-management dispute, or because they are taking time off for personal reasons, whether or not they are seeking other jobs. These persons would have a Monthly Labor Force Recode (MLR) of 1 or 2 respectively in characters 180-181 of the person record which designates "at work" and "with a job, but not at work." Each employed person is counted only once. Those persons

who held more than one job are counted in the job at which they worked the greatest number of hours during the survey week. If they worked an equal number of hours at more than one job, they are counted at the job they held the longest.

2. *Unemployed*

Unemployed persons are those civilians who, during the survey week, have no employment but are available for work, and (1) have engaged in any specific job seeking activity within the past 4 weeks such as registering at a public or private employment office, meeting with prospective employers, checking with friends or relatives, placing or answering advertisements, writing letters of application, or being on a union or professional register; (2) are waiting to be called back to a job from which they had been laid off; or (3) are waiting to report to a new wage or salary job within 30 days. These persons would have an MLR code of 3 or 4 in characters 180-181 of the person record. The unemployed includes job leavers, job losers, new job entrants, and job reentrants.

a. *Job Leavers*

Persons who quit or otherwise terminate their employment voluntarily and immediately begin looking for work.

b. *Job Losers*

Persons whose employment ends involuntarily, who immediately begin looking for work, and those persons who are already on layoff.

c. *New Job Entrants*

Persons who never worked at a full-time job lasting two weeks or longer.

d. *Job Reentrants*

Persons who previously worked at a full-time job lasting two weeks or longer but are out of the labor force prior to beginning to look for work.

Finally, it should be noted that the unemployment rate represents the number of persons unemployed as a percent of the civilian labor force 16 years old and over. This measure can also be computed for groups within the labor force classified by sex, age, marital status, race, etc. The job loser, job leaver, reentrant, and new entrant rates are each calculated as a percent of the civilian labor force 16 years old and over; the sum of the rates for the four groups thus equals the total unemployment rate.

3. *Not in Labor Force*

All civilians 15 years old and over who are not classified as employed or unemployed. These persons are further classified by major activity: retired, unable to work because of long-term physical or mental illness, and other. The "other" group includes, for the most part, students and persons keeping house. Persons who report doing unpaid work in a family farm or business for less than 15 hours are also classified as not in the labor force.

For persons not in the labor force, data on previous work experience, intentions to seek work again, desire for a job at the time of interview, and reasons for not looking for work are asked only in those households that are in the fourth and eighth months of the sample,

i.e., the "outgoing" groups, those which had been in the sample for three previous months and would not be in for the subsequent month.

Persons classified as NILF have an MLR code of 5-7 in characters 180-181 of the person record.

**Layoff**—A person who is unemployed but expects to be called back to a specific job. If he/she expects to be called back within 30 days, it is considered a temporary layoff; otherwise, it is an indefinite layoff.

**Level of School Completed/Degree Received**—These data changed beginning with the January 1992 file. A new question, "What is the highest level of school ... has completed or the highest degree ... has received?" replaced the old "Highest grade attended" and "Year completed" questions. The new question provides more accurate data on the degree status of college students. Educational attainment applies only to progress in "regular" school. Such schools include graded public, private, and parochial elementary and high schools (both junior and senior high), colleges, universities, and professional schools, whether day schools or night schools. Thus, regular schooling is that which may advance a person toward an elementary school certificate or high school diploma, or a college, university, or professional school degree. Schooling in other than regular schools is counted only if the credits obtained are regarded as transferable to a school in the ...

**Own Child**—A child related by birth, marriage, or adoption to the family householder.

**Part-Time, Economic Reasons**—The item includes slack work, material shortages, repairs to plant or equipment, start or termination of job during the week, and inability to find full-time work. (See also Full-Time Worker.)

**Part-Time, Other Reasons**—The item includes labor dispute, bad weather, own illness, vacation, demands of home housework, school, no desire for full-time work, and full-time worker only during peak season.

**Part-Time Work**—Persons who work between 1 and 34 hours are designated as working "part-time" in the current job held during the reference week. For the March supplement, a person is classified as having worked part-time during the preceding calendar year if he worked less than 35 hours per week in a majority of the weeks in which he worked during the year. Conversely, he is classified as having worked full-time if he worked 35 hours or more per week during a majority of the weeks in which he worked.

**Part-Year Work**—Part-year work is classified as less than 50 weeks' work.

**Population Coverage**—Population coverage includes the civilian population of the United States plus approximately 820,000 members of the Armed Forces in the United States living off post or with their families on post but excludes all other members of the Armed Forces. This file excludes inmates of institutions. The labor force and work experience data are not collected for Armed Forces members.

**Processing Recode**—An item calculated by the processing system from a combination of other items in the database. The second character of the item name is always "R".

**Race**—The population is divided into three groups on the basis of race: White, Black, and Other races. The last category includes Indians, Japanese, Chinese, and any other race except White and Black. In most of the published tables, "Other Races" are shown in total population.

**Reentrants**—Persons who previously worked at a full-time job lasting two weeks or longer but who are out of the labor force prior to beginning to look for work.

**Related Children**—Related children in a family include own children and all other children in the household who are related to the householder by birth, marriage, or adoption. For each type of family unit identified in the CPS, the count of own children under 18 years old is limited to single (never married) children; however, "own children under 25" and "own children of any age," include all children regardless of marital status. The totals include never-married children living away from home in college dormitories.

**Related Subfamily**—A related subfamily is a married couple with or without children, or one parent with one or more own single (never married) children under 18 years old, living in a household and related to, but not including, the householder or spouse. The most common example of a related subfamily is a young married couple sharing the home of the husband's or wife's parents. The number of related subfamilies is not included in the number of families.

**School**—A person who spent most of his time during the survey week attending any kind of public or private school, including trade or vocational schools in which students receive no compensation in money or kind.

**Secondary Individual**—A secondary individual is a person in a household or group quarters such as a guest, roomer, boarder, or resident employee (excluding nonfamily households and inmates of institutions) who is not related to any other person in the household or group quarters.

**Self-Employed**—Self-employed persons are those who work for profit or fees in their own business, profession or trade, or operate a farm.

**Stretches of Unemployment**—A continuous stretch is one that is not interrupted by the person getting a job or leaving the labor market to go to school, to keep house, etc. A period of two weeks or more during which a



person is employed or ceased looking for work is considered to break the continuity of the period of seeking work.

**Unable to Work**—A person is classified as unable to work because of long-term physical or mental illness, lasting six months or longer.

**Unedited item**—An item that is produced by the CAPI instrument, either collected during the interview or created by the CAPI instrument. The second character of the item name is always "U".

**Unemployed**—(See Labor Force.)

**Unpaid Family Workers**—Unpaid family workers are persons working without pay for 15 hours a week or more on a farm or in a business operated by a member of the household to whom they are related by birth or marriage.

**Unrelated Individuals**—Unrelated individuals are persons of any age (other than inmates of institutions) who are not living with any relatives. An unrelated individual may be (1) a nonfamily householder living alone or with nonrelatives only, (2) a roomer, boarder, or resident employee with no relatives in the household, or (3) a group quarters member who has no relatives living with him/her. Thus, a widow who occupies her house alone or with one or more other persons not related to her, a roomer not related to anyone else in the housing unit, a maid living as a member of her employer's household but with no relatives in the household, and a resident staff member in a hospital living apart from any relatives are all examples of unrelated individuals.

**Unrelated Subfamily**—An unrelated subfamily is a family that does not include among its members the householder and relatives of the householder. Members of unrelated subfamilies may include persons such as guests, roomers, boarders, or resident employees and their relatives living in a household. The number of unrelated subfamily members is included in the number of household members but is not included in the count of family members.

Persons living with relatives in group quarters were formerly considered as members of families. However, the number of such unrelated subfamilies became so small (37,000 in 1967) that beginning with the data for 1968 (and beginning with the census data for 1960) the Bureau of the Census includes persons in these unrelated subfamilies in the count of secondary individuals.

**Veteran Status**—If a male served at any time during the four major wars of this century, the code for the most recent wartime service is entered. The following codes are used:

- 0 Children under 15
- 1 Vietnam era
- 2 Korean
- 3 WWI
- 4 WWII
- 5 Other Service
- 6 Nonveteran

**Wage and Salary Workers**—Wage and salary workers receive wages, salary, commission, tips, or pay in kind from a private employer or from a governmental unit. Also included are persons who are self-employed in an incorporated business.

**Workers**—(See Labor Force--Employed.)

**Work Experience**—Includes those persons who during the preceding calendar year did any work for pay or profit or worked without pay on a family-operated farm or business at any time during the year, on a part-time or full-time basis.

**Year-Round Full-Time Worker**—A year-round full-time worker is one who usually worked 35 hours or more per week for 50 weeks or more during the preceding calendar year.

## ATTACHMENT 5

### REVISIONS TO THE CURRENT POPULATION SURVEY

(Effective January 1994)

Sharon R. Cohany, Anne E. Polivka, and Jennifer M. Rothgeb

A major redesign of the Current Population Survey (CPS) was implemented in January 1994. The primary aim of the redesign was to improve the quality of the data derived from the survey by introducing a new questionnaire and modernized data collection methods. This article discusses the major features of the new questionnaire and collection methods and compares the estimates derived under the former and new procedures.<sup>1</sup> The article also describes the introduction of new population controls based on the 1990 census adjusted for the estimated population undercount. (The effects of the redesign and other survey changes on the publication of data are discussed in the companion article, "Revisions in the Presentation of Data in Employment and Earnings," in this issue.)

#### Redesign of the Current Population Survey

##### Background

A monthly survey of some 60,000 households, the CPS is conducted by the Bureau of the Census for the Bureau of Labor Statistics. Since its inception in 1940, the CPS has been the primary source of information on the employed, the unemployed, and persons not in the labor force.

Prior to the recent redesign, the survey questionnaire had been virtually unchanged for nearly three decades. The last major revisions were made in 1967.<sup>2</sup> Since that time, problems with the questionnaire in measuring certain labor market concepts were identified. Also, the Nation's economy and society underwent major shifts. For instance, there has been tremendous growth in the number of service-sector jobs, while the number of factory jobs has declined sharply as a share of overall employment. Other changes include the more prominent role of women in the work force and the growing popularity of alternative

work schedules. These changes raised issues which were not being fully addressed with the old questionnaire. In addition, there had been major advances in survey research methods and data collection technology. Spurred by all of these developments, work by BLS and the Bureau of the Census began in the mid-1980's to redesign the CPS to better capture the dynamics of the contemporary labor market, while incorporating recent advances in data collection technology.

The redesign of the questionnaire had four main objectives: 1) To measure the official labor force concepts more precisely, 2) to expand the amount of data available, 3) to implement several definitional changes, and 4) to adopt a computer-assisted interviewing environment.

Beginning in 1988, BLS and the Bureau of the Census conducted a number of research projects to guide the development of a new CPS questionnaire. Alternative versions of the questionnaire were developed, based on both this research and recommendations made in 1979 by the National Commission on Employment and Unemployment Statistics, also known as the Levitan Commission.<sup>3</sup> The various questionnaire alternatives were tested in 1990 and 1991 in two phases, using centralized computer-assisted telephone interviewing (CATI) with a sample of households selected through random digit dialing (RDD) techniques. The results of both of these experimental phases were used in the development of the final revised questionnaire.

The new version was then tested extensively in a national sample survey, which ran parallel to the CPS from July 1992 to December 1993. This article compares data from this "parallel survey" with results from the official CPS using 1993 annual averages, in order to gauge the effects of the new questionnaire and computer-assisted data collection on the estimates.

Sharon R. Cohany is an economist in the Division of Labor Force Statistics and Anne E. Polivka is an economist in the Office of Research and Evaluation, Bureau of Labor Statistics. Jennifer M. Rothgeb is a social science statistician in the Center for Survey Methods Research, Bureau of the Census. The sections relating to the 1990 census-based population controls were co-authored by Shail J. Butani, Janice Lent, Edwin L. Robinson, and Michael E. Welch of the Statistical Methods Division, Bureau of Labor Statistics, and Frederick W. Hollman of the Population Division, Bureau of the Census.

<sup>1</sup> For additional information on the background of the CPS redesign, see "Questions and Answers on the Redesign of the Current Population Survey," available from BLS, and three articles published in the September 1993 *Monthly Labor Review* under the heading "Overhauling the Current Population Survey." A comprehensive bibliography is available from BLS upon request.

<sup>2</sup> See Robert L. Stein, "New Definitions for Employment and Unemployment," *Employment and Earnings*, February 1967.

<sup>3</sup> National Commission on Employment and Unemployment Statistics, *Counting the Labor Force*, 1979.

## Computerization

The new questionnaire was designed for a computer-assisted interview. In most cases, interviewers conduct the survey either in person at the respondent's home or by telephone from the interviewer's home, using laptop computers on which the questionnaire has been programmed. This mode of data collection is known as computer-assisted personal interviewing (CAPI). Interviewers ask the survey questions as they appear automatically on the screen of the laptop, and then type the responses directly into the computer. At the end of each day, interviewers transmit the data via modem to the computer at the Bureau of the Census headquarters. A portion of sample households (expected to reach about 20 percent later this year) is interviewed via CATI, from two centralized telephone centers (located in Hagerstown, Maryland and Tucson, Arizona) by interviewers who also use a computerized questionnaire.

Computer-assisted interviewing has important benefits, most notably:

*Consistency.* In a survey such as the CPS, consistency from interview to interview is essential for data quality. Automation facilitates the use of a relatively complex questionnaire, incorporating complicated skip patterns and standardized followup questions. Yet, certain questions are automatically tailored to the individual's situation to make them more understandable to the respondent.

*Editing.* The computerized questionnaire has several built-in editing features, including automatic checks for internal consistency and unlikely responses. In this way, some potential errors can be caught and corrected during the interview itself.

*Dependent interviewing.* An automated interview also permits dependent interviewing, that is, the use of information in the current interview that was obtained in a previous month's interview. Dependent interviewing reduces respondent and interviewer burden, while improving consistency of the data from one month to the next. The technique is being used to confirm the previously reported occupation and industry of a person's job and, for many people not in the labor force, to confirm their status as retired or disabled. If it is determined that there has been no change in the information which was supplied in the earlier interview, no further questions on the topic are asked. If, however, the information which was previously supplied has changed, the respondents are asked to provide the updated information. In a somewhat different form of dependent interviewing, persons' duration of unemployment is asked in the first month they are reported as unemployed, and this information is automatically updated by either 4 or 5 weeks if they remain unemployed in the subsequent month.

It should be noted that the new questionnaire was designed for computer-assisted interviewing. Given the

complexity of the skip patterns and the use of dependent interviewing, it would be nearly impossible to administer the new survey using a paper-and-pencil questionnaire. In fact, there is no operational paper version of the new questionnaire.

## Major Questionnaire Changes

### Enhanced accuracy

Unlike the 1967 revision, whose major purpose was to sharpen the definition of unemployment, the emphasis of the 1994 redesign was to improve the overall quality of labor market information through extensive question changes and the introduction of computers into the collection procedures. The redesign was also undertaken to obtain data on topics not previously or adequately covered.

While the labor force status of most people is straightforward, some are more difficult to classify correctly, especially if they are engaged in activities that are relatively informal or intermittent. Many of the changes to the questionnaire were made to deal with such cases. This was accomplished by rewording and adding questions to conform more precisely with the official definitions, making the questions easier to understand and answer, minimizing reliance on volunteered responses, revising response categories, and taking advantage of the benefits of an automated interview. Areas affected by these improvements include:

*Reference week.* Many questions refer to activities "last week," but in the former questionnaire the time period was never defined. Research found that fewer than 20 percent of respondents defined the reference week as it is meant in the survey, that is, from Sunday to Saturday of the week including the 12th day of the month. The new questionnaire provides respondents with the specific dates of the reference week.

*On layoff.* Persons on layoff are defined as those who are separated from a job to which they are awaiting recall. The old questionnaire, however, was not structured to consistently obtain information on the expectation of recall. This was a particular problem since, in common parlance, the term "layoff" has come to refer to a permanent termination rather than the temporary situation that BLS and the Census Bureau are trying to measure.

In order to measure layoffs more accurately, questions were added to determine if people reported to be on layoff did in fact have an expectation of recall—that is, had they been given a specific date to return to work or, at least, had they been given an indication that they would be recalled within the next 6 months. Also, a direct question about layoff replaced a long and cumbersome question about both layoff and absence from work.

*Jobsearch methods.* To be counted as unemployed, a person must have engaged in an active jobsearch during the 4

weeks prior to the survey, that is, must have taken some action that could result in a job offer. In addition to contacting employers directly, active jobsearch methods include answering want ads, sending out resumes, and contacting private or public employment agencies. On the other hand, passive methods, such as taking a class or simply reading the want ads, do not qualify as a jobsearch. To allow interviewers to better distinguish between active and passive methods, the response categories for jobsearch methods were expanded and reformatted. Also, the basic question on jobsearch methods was reworded and followup questions were added to encourage respondents to report all types of jobsearch activity.

*Hours at work.* Research showed that, when asked about their actual hours at work, some respondents provided their scheduled or usual hours instead. To improve the accuracy of these data, the series of questions on hours worked was reordered to incorporate a recall strategy, which asks for usual hours first, then about possible time taken off or extra hours worked during the reference week, and finally about hours actually worked.

*Reasons for working part time.* Persons who work part time (fewer than 35 hours a week) do so either voluntarily (that is, because of personal constraints or preferences) or involuntarily (that is, because of business-related reasons such as slack work or the lack of full-time opportunities). Because respondents typically are not familiar with this distinction, the question asking why those working part time were doing so was reworded to provide examples of the two types of reasons. More importantly, the measurement of working part time involuntarily (or for economic reasons) was modified to better reflect the concept. Starting in 1994, workers who are part time for economic reasons must want and be available for full-time work. Individuals who usually work part time for an economic reason are asked direct questions to determine if they meet these criteria; those usually working full time are assumed to meet them.

*Occupation and industry.* Research has shown that the former system of asking questions on occupation, industry, and class of worker independently each month led to an overreporting of month-to-month change. The accuracy of these data will benefit significantly from the use of dependent interviewing, with most respondents being asked to supply this information only in the initial interview. In subsequent months, they are asked merely to verify the information that had been reported earlier regarding their employer, occupation, and usual activities on the job. If no changes have taken place, no further questions are asked and the information is simply carried forward. If changes in the job situation have occurred, the series of questions that was asked in the previous month is asked again.

*Unpaid family workers.* The definition of employment includes persons who work without pay for at least 15 hours a week in a business or farm owned by a member of their immediate family. To better measure the extent of work in such businesses, the new questionnaire has a direct question on the presence of a business in the household. Persons in households with a business who are not otherwise employed are specifically asked if they worked in the business.

*Earnings.* With the former questionnaire, respondents were asked to report their earnings as a weekly amount, even though that may not have been the easiest way to recall or report their earnings. In the new version, respondents are asked to report earnings in the time frame which they find easiest, for example, hourly, weekly, biweekly, monthly, or annual. Weekly earnings are automatically calculated for persons who respond on a basis other than weekly. Also, individuals are asked a specific question to determine if they usually receive overtime pay, tips, or commissions. For minimum wage studies, all earners are asked if they are, in fact, paid at hourly rates.

#### New data

The questionnaire redesign also makes it possible to collect several types of data regularly for the first time, namely:

*Multiple jobholding.* Employed persons are now asked each month whether they had more than one job. This allows BLS to produce estimates of multiple jobholding on a monthly basis, rather than having to derive them through special, periodic supplements. The inclusion of the multiple jobholding question also enhances the accuracy of answers to the questions on hours worked, and it may help to reconcile employment estimates from the CPS with those from the Current Employment Statistics program, BLS' survey of nonfarm business establishments.

*Usual hours.* All employed persons are asked each month about the hours they usually work. Previously, information on usual hours was collected from just one-quarter of wage and salary workers each month.

#### Definitional changes

As part of the redesign, several labor force definitions were modified, specifically:

*Discouraged workers.* This was the most important definitional change implemented. The Levitan Commission had criticized the former definition, because it was based on a subjective desire for work and on somewhat arbitrary assumptions about an individual's availability to take a job. As a result of the redesign, two requirements were added: For persons to qualify as discouraged, they must have engaged in some jobsearch within the past year (or since they last worked if they worked within the past year), and they must be currently available to take a job. (Formerly, avail-

ability was inferred from responses to other questions; now there is a direct question.) Discouraged workers are now defined as *persons who want a job, are available to take a job, and who had looked for work within the past year but not within the prior 4 weeks because they believed their search would be futile*. Specifically, their main reason for not recently looking for work was one of the following: *Believes no work available in line of work or area; couldn't find any work; lacks necessary schooling, training, skills or experience; employers think too young or too old; or other types of discrimination*. Also, beginning in January 1994, questions on this subject are asked of the full CPS sample rather than being limited to a quarter of the sample, permitting estimates of the number of discouraged workers to be published monthly (rather than quarterly).

**Unemployment.** A relatively minor change was incorporated into the definition of unemployment. Under the former definition, persons who volunteered that they were waiting to start a job within 30 days (a very small group numerically) were classified as unemployed, whether or not they were actively looking for work. Under the new definition, people waiting to start a new job are no longer automatically counted as unemployed. Rather, they must have actively looked for a job within the last 4 weeks in order to be counted as unemployed. Otherwise, they will be classified as not in the labor force. Thus, beginning in January 1994, the unemployed are defined as persons 1) without jobs; 2) actively seeking work, or on layoff from a job and expecting recall (who need not be seeking work to qualify); and 3) currently available to take a job (including temporary illness).

**New entrants and reentrants.** Unemployed persons who were not working just before their jobsearch commenced are classified as either new entrants or reentrants (to the labor force). Prior to 1994, new entrants were defined as jobseekers who had never worked at a full-time job lasting 2 weeks or longer; reentrants were defined as jobseekers who had held a full-time job for at least 2 weeks and had then spent some time out of the labor force prior to their most recent period of jobsearch. These definitions have been modified to encompass any type of job, not just a full-time job of at least 2 weeks duration. Thus, new entrants are now defined as jobseekers who have never worked at all, and reentrants are jobseekers who have worked before, but not immediately prior to their jobsearch.

**Full-time and part-time workers.** The classification of full- and part-time workers is now based completely on their usual weekly hours worked. In the past, due to limitations in the questionnaire, persons who worked full time in the reference week were not asked about their usual hours. Rather, they were assumed to work full time on a usual

basis and classified as full-time workers. In the revised questionnaire, all workers are asked the number of hours they usually work, and are classified accordingly.

## The Parallel Survey

As mentioned above, the new computerized questionnaire was tested in a parallel survey, also known as the "CATI/CAPI Overlap." The parallel survey was administered to approximately 12,000 households per month for 18 months, from July 1992 to December 1993. The survey had several objectives, including testing the complex programming of the questionnaire, breaking in computerized data collection and transmission operations, and measuring differences in major labor force estimates between the old and new surveys. Since a lack of funding prevented the administration of the former questionnaire in a CAPI environment and since the new questionnaire's complexity prevented its administration on paper, the effects of computer-assisted data collection on the labor force estimates cannot be completely isolated from the effects of changes in question wording and sequence.

The parallel survey was a nationally representative survey, in which all of the largest metropolitan areas were included and the remaining areas were sampled on a probability basis.<sup>4</sup> The parallel survey had the same rotation schedule as the CPS, that is, households were interviewed for 4 months, left the sample for the next 8 months, and then were interviewed for another 4 months.

When comparing estimates derived from the parallel survey with official CPS estimates, it should be recognized that the parallel survey was based on a national sample, in contrast with the State-based sample design of the CPS. Moreover, the sample of the parallel survey was just one-fifth the size of the CPS sample. This means that its estimates have greater variance, particularly those for small groups, which are based on relatively few sample members.

The data compared in this article are 1993 annual averages. There were, of course, month-to-month fluctuations, especially in the parallel survey, which are minimized using averages of 12 months of data. For example, the overall unemployment rate from the parallel survey for the 12-month period under study (January-December 1993) averaged 0.5 percentage point higher than the rate from the CPS, compared with monthly differences ranging from 0.1 to 0.7 percentage point.

## Comparisons Between CPS and Parallel Survey Estimates

The following analysis describes differences in labor market estimates between the official CPS and the parallel survey for 1993. This includes highlights of the major

<sup>4</sup> The sample design of the parallel survey was based on that used by the National Crime Victimization Survey (NCVS), which is conducted by the Bureau of the Census for the Bureau of Justice Statistics.

differences as well as sections on the employed, unemployed, persons in the labor force, and persons not in the labor force.

Explanations for observed differences in the estimates are suggested whenever possible. It is important to note, however, that given the sweeping changes to the survey, it is impossible to completely disentangle the underlying causes behind the differences. In general, only differences that are statistically significant at the 90-percent confidence level are discussed. Confidence intervals for major estimates are shown in table 1. Standard errors for estimates in all other tables are available from BLS upon request. In order to maintain comparability with parallel survey results, the CPS estimates used in this article were not subjected to the compositing procedure, and as a result may not always agree with published estimates.<sup>5</sup>

### Highlights of findings

The following are highlights of the study comparing data from the parallel survey (using the revised questionnaire and automated collection) with the CPS (using the former questionnaire and procedures) for 1993.

- The national unemployment rate as estimated by the parallel survey was higher than the rate obtained by the CPS. This difference averaged 0.5 percentage point (table 1). As shown in table 2, the measured effect was relatively larger for women than for men. The parallel survey also measured more unemployment among teenagers and older workers (65 years and over).

- The overall proportion of the population that was working—the employment–population ratio—was essentially the same in the parallel survey and the CPS. However, there were marked differences by gender. For men, the ratio was lower in the parallel survey than in the CPS; for women the ratio based on the parallel survey was higher.

- The labor force participation rate was estimated to be higher in the parallel survey than in the CPS. Again, there were significant differences by gender: The percentage for men was lower in the parallel survey while the rate for women was higher.

### Employment

As stated above, overall estimates of employment differed little between the parallel survey and the CPS. The employment–population ratio was 61.8 percent in the parallel survey, statistically indistinguishable from the 61.7 percent using the CPS. This similarity in the aggregate ratio, however, masks significant differences by gender. The ratio for women was higher in the parallel survey than in the CPS—54.9 versus 54.2 percent—while for men the measure from the parallel survey was lower—69.3 versus

69.9 percent. (See table 2.)

There are several questionnaire changes which may have contributed to higher estimates of employment among women. Many of the revisions to the new questionnaire were made to capture labor force activity more completely, especially that of a more irregular or informal nature. To this end, key questions on work activity were reworded. (See exhibit A.) For example, the question asking about work was changed from “Did you do any work at all LAST WEEK, not counting work around the house?” to “LAST WEEK, did you do ANY work for pay?” Some respondents to the former questionnaire may have failed to report work activities if their activities were part time, intermittent, or perhaps even if they were home-based. The revised question communicates more clearly to the respondent that the survey uses an inclusive definition of work, to encompass any work for pay.

Indeed, the entire context of the interview must be considered. The labor force portion of the former CPS interview began with the following question: “What were you doing most of LAST WEEK (Working, keeping house, going to school, or something else)?” This question, originally introduced as an “icebreaker,” has been criticized on several grounds. For one, we really don’t want to know what a person was doing most of last week (the answer to that might be something unrelated to labor force activity), but rather whether a person worked at all last week. The phrase “most of last week,” moreover, may have been indicating to some respondents that the interest of the survey was in full-time, “regular” employment and not in part-time or intermittent work.

Another difficulty with the former opening question was that interviewers were instructed to tailor it depending on the person’s apparent situation. For a person (typically a woman) who appeared to be a homemaker, the question could be phrased, “What were you doing most of last week—working, keeping house, or something else?” For a young person, the question could be tailored to read, “What were you doing most of last week—working, going to school, or something else?” The “working” option was not always offered. Everyone else was asked, “What were you doing most of last week—working or something else?” It is not known to what extent these procedures were followed; however, the instructions for tailoring provided the potential for bias and may have cast doubt on the intent of the survey to capture all labor force activity.

In the new questionnaire, none of the questions is customized on the basis of the appearance of respondents. Thus, for example, after an opening question (asked once for the entire household) on the presence of a business or farm, *everyone* is asked whether he or she did any work for pay, clearly setting the tone that this is a survey in which labor force activity is the sole interest. Also, the new version systematically asks about employment in family busi-

<sup>5</sup> Compositing is an estimation procedure which reduces variability in estimates, especially of month-to-month change. For a detailed explanation, see “Estimating Methods” under the Household Data section of the Explanatory Notes and Estimates of Error in this publication.

Table 1. Employment status of the population for selected labor force groups using 1980 census-based population estimates from the CPS and the parallel survey, 1993 annual averages

(Numbers in thousands)

Employment status and group	CPS <sup>1</sup>	Parallel survey	Difference	
			Level	Error at 1.6 sigma <sup>2</sup>
<b>TOTAL</b>				
Civilian noninstitutional population .....	193,550	193,550	0	0
Civilian labor force .....	128,103	128,965	862	642
Percent of population .....	66.2	66.6	.4	.3
Employed .....	119,389	119,606	217	696
Employment-population ratio .....	61.7	61.8	.1	.4
Unemployed .....	8,714	9,359	645	278
Unemployment rate .....	6.8	7.3	.5	.2
<b>Men, 20 years and over</b>				
Civilian noninstitutional population .....	85,906	85,850	-56	0
Civilian labor force .....	66,077	65,599	-478	354
Percent of population .....	76.9	76.4	-.5	.4
Employed .....	61,884	61,283	-601	381
Employment-population ratio .....	72.0	71.4	-.6	.4
Unemployed .....	4,193	4,316	123	189
Unemployment rate .....	6.4	6.6	.2	.3
<b>Women, 20 years and over</b>				
Civilian noninstitutional population .....	94,389	94,361	-28	0
Civilian labor force .....	55,184	56,162	978	486
Percent of population .....	58.5	59.5	1.0	.5
Employed .....	51,966	52,604	638	503
Employment-population ratio .....	55.1	55.8	.7	.5
Unemployed .....	3,219	3,559	340	159
Unemployment rate .....	5.8	6.3	.5	.3
<b>Both sexes, 16 to 19 years</b>				
Civilian noninstitutional population .....	13,254	13,338	84	0
Civilian labor force .....	6,842	7,203	361	178
Percent of population .....	51.6	54.0	2.4	1.3
Employed .....	5,540	5,719	179	174
Employment-population ratio .....	41.8	42.9	1.1	1.3
Unemployed .....	1,303	1,485	182	100
Unemployment rate .....	19.0	20.6	1.6	1.3
<b>White</b>				
Civilian noninstitutional population .....	163,921	163,921	0	0
Civilian labor force .....	109,407	110,209	802	607
Percent of population .....	66.7	67.2	.5	.4
Employed .....	102,891	103,267	376	648
Employment-population ratio .....	62.8	63.0	.2	.4
Unemployed .....	6,516	6,942	426	223
Unemployment rate .....	6.0	6.3	.3	.2
<b>Black</b>				
Civilian noninstitutional population .....	22,329	22,329	0	0
Civilian labor force .....	13,957	13,908	-49	325
Percent of population .....	62.5	62.3	-.2	1.5
Employed .....	12,148	11,923	-225	321
Employment-population ratio .....	54.4	53.4	-1.0	1.4
Unemployed .....	1,809	1,985	176	129
Unemployment rate .....	13.0	14.3	1.3	.9

See footnote at end of table.

Table 1. Employment status of the population for selected labor force groups using 1980 census-based population estimates from the CPS and the parallel survey, 1993 annual averages—Continued

(Numbers in thousands)

Employment status and group	CPS <sup>1</sup>	Parallel survey	Difference	
			Level	Error at 1.6 sigma <sup>2</sup>
<b>Hispanic origin</b>				
Civilian noninstitutional population .....	15,753	15,753	0	0
Civilian labor force .....	10,385	10,666	281	241
Percent of population .....	65.9	67.7	1.8	1.5
Employed .....	9,285	9,412	127	108



Table 2. Employment status of the population by age, sex, race, and Hispanic origin using 1980 census-based estimates from the CPS and the parallel survey, 1993 annual averages—Continued

(Numbers in thousands)

Employment status and age	Total			Men			Women		
	CPS <sup>1</sup>	Parallel survey	Difference <sup>2</sup>	CPS <sup>1</sup>	Parallel survey	Difference <sup>2</sup>	CPS <sup>1</sup>	Parallel survey	Difference <sup>2</sup>
<b>Employed</b>									
Total, 16 years and over . . . .	119,389	119,606	217	64,727	64,200	-527	54,662	55,406	744
16 to 19 years . . . . .	5,540	5,719	179	2,844	2,918	74	2,696	2,802	106
20 to 24 years . . . . .	12,137	12,233	96	6,354	6,386	32	5,783	5,846	63
25 to 34 years . . . . .	32,119	32,099	-20	17,729	17,527	-202	14,390	14,573	183
35 to 44 years . . . . .	32,406	32,347	-59	17,512	17,400	-112	14,894	14,947	53
45 to 54 years . . . . .	22,444	22,431	-13	12,011	11,808	-203	10,433	10,623	190
55 to 64 years . . . . .	11,313	11,154	-159	6,292	6,106	-186	5,022	5,048	26
65 years and over . . . . .	3,430	3,623	193	1,986	2,057	71	1,444	1,566	122
<b>Employment-population ratio</b>									
Total, 16 years and over . . . .	61.7	61.8	.1	69.9	69.3	-.6	54.2	54.9	.7
16 to 19 years . . . . .	41.8	42.9	1.1	42.4	43.1	.7	41.2	42.7	1.5
20 to 24 years . . . . .	69.0	69.3	.3	73.8	73.6	-.2	64.5	65.2	.7
25 to 34 years . . . . .	77.7	77.6	-.1	87.0	86.0	-1.0	68.7	69.4	.7
35 to 44 years . . . . .	80.3	80.4	.1	88.3	88.0	-.3	72.6	73.1	.5
45 to 54 years . . . . .	77.8	77.5	-.3	85.6	84.3	-1.3	70.3	71.2	.9
55 to 64 years . . . . .	53.8	53.1	-.7	63.1	61.1	-2.0	45.4	45.8	.4
65 years and over . . . . .	11.0	11.7	.7	15.2	15.8	.6	8.0	8.7	.7
<b>Unemployed</b>									
Total, 16 years and over . . . .	8,714	9,359	645	4,928	5,100	172	3,785	4,259	474
16 to 19 years . . . . .	1,302	1,485	183	735	784	49	567	700	133
20 to 24 years . . . . .	1,417	1,472	55	805	800	-5	613	673	60
25 to 34 years . . . . .	2,354	2,511	157	1,320	1,301	-19	1,034	1,210	176
35 to 44 years . . . . .	1,868	1,940	72	1,033	1,057	24	835	883	48
45 to 54 years . . . . .	1,112	1,190	78	631	675	44	482	516	34
55 to 64 years . . . . .	550	581	31	341	367	26	209	214	5
65 years and over . . . . .	110	180	70	65	116	51	45	63	18
<b>Unemployment rate</b>									
Total, 16 years and over . . . .	6.8	7.3	.5	7.1	7.4	.3	6.5	7.1	.6
16 to 19 years . . . . .	19.0	20.6	1.6	20.5	21.2	.7	17.4	20.0	2.6
20 to 24 years . . . . .	10.5	10.7	.2	11.2	11.1	-.1	9.6	10.3	.7
25 to 34 years . . . . .	6.8	7.3	.5	6.9	6.9	.0	6.7	7.7	1.0
35 to 44 years . . . . .	5.5	5.7	.2	5.6	5.7	.1	5.3	5.6	.3
45 to 54 years . . . . .	4.7	5.0	.3	5.0	5.4	.4	4.4	4.6	.2
55 to 64 years . . . . .	4.6	5.0	.4	5.1	5.7	.6	4.0	4.1	.1
65 years and over . . . . .	3.1	4.7	1.6	3.2	5.4	2.2	3.0	3.9	.9

<sup>1</sup> These estimates differ slightly from previously published 1993 averages because of the estimation procedure used.

<sup>2</sup> These differences may not equal the results obtained from comparing the values shown in the table because of independent rounding.

NOTE: Population estimates obtained from the two surveys will not always agree due to slight differences in estimating procedures.

**EXHIBIT A. COMPARISON OF KEY  
EMPLOYMENT AND UNEMPLOYMENT  
QUESTIONS**

**CPS**

1. What were you doing most of LAST WEEK -

(working or something else?)

(keeping house or something else?)

(going to school or something else?)

If answer indicates "with a job, but not at work" (either temporarily or on layoff), ask 2, and if 2 is "no" ask 4. If answer indicates "working," skip 2. All others, ask 2.

2. Did you do any work at all LAST WEEK, not counting work around the house? (Note: If farm or business operator in household, ask about unpaid work.)

3. Did you have a job or business from which you were temporarily absent or on layoff LAST WEEK?

If "no," ask 5. If "yes," ask 4.

4. Why were you absent from work LAST WEEK?

5. Have you been looking for work during the past 4 weeks?

If "yes," ask 6.

6. What have you been doing in the last 4 weeks to find work?

**PARALLEL SURVEY**

1. Does anyone in this household have a business or a farm?

2. LAST WEEK, did you do ANY work for (either) pay (or profit)?

Parentheticals in question filled in if anyone in the household has a business or farm.

If 1 is "yes" and 2 is "no," ask 3.

3. LAST WEEK, did you do any unpaid work in the family business or farm?

If 2 and 3 are both "no," ask 4.

4. LAST WEEK, (in addition to the business,) did you have a job, either full or part time? Include any job from which you were temporarily absent.

Parenthetical in question filled in if anyone in the household has a business or farm.

If 4 is "no," ask 5.

5. LAST WEEK, were you on layoff from a job?

If 5 is "yes," ask 6. If 5 is "no," ask 8.

6. Has your employer given you a date to return to work?

If "no," ask 7.

7. Have you been given any indication that you will be recalled to work within the next 6 months?

If "no," ask 8.

8. Have you been doing anything to find work during the last 4 weeks?

If "yes," ask 9.

9. What are all of the things you have done to find work during the last 4 weeks?

nesses and farms, where much of the previously "missing employment" seems to have taken place.

The series of questions on work in the former questionnaire may have also led to an overstatement of men's labor market activity, which was concentrated among men who were reported as having a job but absent from work. This is discussed in the section on characteristics of the employed.

### Unemployment

The new questionnaire (including the new collection procedures) yielded an overall unemployment rate half a percentage point higher than the CPS, 7.3 percent compared with 6.8 percent for the period January to December 1993. But, as with the employment-population ratio, this statistic hides variations among worker groups. Namely, the higher incidence of unemployment was statistically significant only for women, workers 65 years and over, and teenagers. The difference for men (0.3 percentage point higher in the parallel survey) was close to being statistically significant.

The new questionnaire had a relatively large effect on women's unemployment rate, which was 7.1 percent in the parallel survey compared with 6.5 percent based on the CPS. Unemployment in the parallel survey increased for both white women and black women. Among age groups, teenagers and workers 65 years and over had higher jobless rates in the parallel survey. The difference for the 25-to-34-year-old category was also statistically significant.

There are several differences between the old paper questionnaire and the revised automated questionnaire which could help to explain the higher unemployment rates obtained by the parallel survey. Part of the explanation is consistent with that given in the section on the employed. That is, the new questionnaire has a broader approach to both work and jobsearch activities, due at least in part to different messages communicated at the beginning of the survey. This could help to explain the higher unemployment rates among women, teenagers, and older workers, who are more likely to be looking for informal employment.

Also, older people in the new questionnaire who initially report that they are retired are asked, "Do you want a job either full or part time?" If they answer yes, they are asked the questions on jobsearch for potential classification as unemployed. The "part-time" reference may prompt some older workers to recall that they have looked for such a job.

Another part of the explanation for the differences relates to persons initially reported to be temporarily absent from jobs. It appears that a larger proportion of persons are reported as temporarily absent with the new questionnaire but are *not* classified as such because, when asked to provide a reason for their absence, they report they were "on layoff" or they cite "slack work/business conditions."

Such responses disqualify persons from being classified as employed and move them into the layoff/jobseeking question series.

A third part of the explanation is the direct question on layoff. Research has indicated that the former question on layoff was frequently misunderstood. The new direct question on layoff and a revised question on the reasons for absence produce a larger proportion of persons reported (but not classified) as on layoff in the parallel survey than in the CPS. When the criterion of expectation of recall is applied, nearly 60 percent of those initially reported to be on layoff are eliminated from this category. They are then routed to the series of questions on jobseeking, and, if they have an active jobsearch (which about half do), and are available to work, they will be counted among the unemployed.

It appears that, with the revised questions, a number of women are initially reported to be on layoff, although they had no expectation of recall. They do, however, meet the requirement of active jobsearch and thus were counted as unemployed. It is unknown how such persons would have responded to the previous questionnaire. The new questions, however, communicate a different message at the start of the interview which may be prompting more women to report a layoff status and an active jobsearch, resulting in a higher unemployment rate.

### Characteristics of the employed

*Multiple jobholding.* About 6.2 percent of all employed people held two or more jobs during the fourth quarter of 1993, according to findings from the parallel survey.<sup>6</sup>

As a result of the redesign, information on multiple jobholding is available each month; previously, this information had been obtained only in periodic supplements to the CPS. While truly comparable data are not available from the regular CPS, the most recent supplement, conducted in May 1991, also showed a multiple jobholding rate of 6.2 percent.

*Hours of work.* Hours actually worked were somewhat lower as estimated in the parallel survey compared with the CPS. Mean (average) hours for workers in nonagricultural industries were 38.9 per week with the new questionnaire, compared with 39.4 using the former questionnaire. The pattern held for both adult men and adult women. (See table 3.)

These findings reflect several changes to the questionnaire which were made to obtain more accurate information on hours worked per week. A recall strategy was embedded in the series of questions, asking first about

<sup>6</sup> Due to processing problems, data on multiple jobholding are not available for the first 9 months of 1993. The data presented here are October-December 1993 averages.

Table 3. Persons at work in nonagricultural industries by actual hours of work, sex, and age using 1980 census-based population estimates from the CPS and the parallel survey, 1993 annual averages

Hours of work, sex, and age	Thousands of persons			Percent distribution		
	CPS <sup>1</sup>	Parallel survey	Differ- ence <sup>2</sup>	CPS <sup>1</sup>	Parallel survey	Differ- ence <sup>2</sup>
<b>TOTAL</b>						
Total at work .....	110,488	111,225	737	100.0	100.0	-
1 to 34 hours .....	26,954	29,563	2,609	24.4	26.6	2.2
1 to 14 hours .....	5,130	6,066	936	4.6	5.5	.8
15 to 29 hours .....	13,410	14,475	1,065	12.1	13.0	.9
30 to 34 hours .....	8,414	9,021	608	7.6	8.1	.5
35 hours and over .....	83,535	81,663	-1,872	75.6	73.4	-2.2
35 to 39 hours .....	7,176	8,534	1,357	6.5	7.7	1.2
40 hours .....	42,523	38,717	-3,806	38.5	34.8	-3.7
41 to 48 hours .....	11,528	13,684	2,157	10.4	12.3	1.9
49 to 59 hours .....	13,004	12,158	-845	11.8	10.9	-.8
60 hours and over .....	9,304	8,570	-735	8.4	7.7	-.7
Average hours, total at work .....	39.4	38.9	-.6	-	-	-
<b>Men, 20 years and over</b>						
Total at work .....	57,032	57,014	-18	100.0	100.0	-
1 to 34 hours .....	8,531	9,422	891	15.0	16.5	1.6
1 to 14 hours .....	1,396	1,564	168	2.4	2.7	.3
15 to 29 hours .....	3,946	4,251	305	6.9	7.5	.5
30 to 34 hours .....	3,190	3,607	418	5.6	6.3	.7
35 hours and over .....	48,501	47,592	-909	85.0	83.5	-1.6
35 to 39 hours .....	2,488	3,104	616	4.4	5.4	1.1
40 hours .....	22,777	21,033	-1,743	39.9	36.9	-3.0
41 to 48 hours .....	6,980	8,387	1,408	12.2	14.7	2.5
49 to 59 hours .....	9,161	8,513	-648	16.1	14.9	-1.1
60 hours and over .....	7,096	6,554	-542	12.4	11.5	-.9
Average hours, total at work .....	43.1	42.7	-.4	-	-	-
<b>Women, 20 years and over</b>						
Total at work .....	48,308	48,956	648	100.0	100.0	-
1 to 34 hours .....	14,681	16,311	1,630	30.4	33.3	2.9
1 to 14 hours .....	2,537	3,259	722	5.3	6.7	1.4
15 to 29 hours .....	7,416	8,106	690	15.4	16.6	1.2
30 to 34 hours .....	4,728	4,945	217	9.8	10.1	.3
35 hours and over .....	33,627	32,645	-983	69.6	66.7	-2.9
35 to 39 hours .....	4,390	5,119	729	9.1	10.5	1.4
40 hours .....	18,977	16,959	-2,017	39.3	34.6	-4.6
41 to 48 hours .....	4,383	5,080	697	9.1	10.4	1.3
49 to 59 hours .....	3,731	3,540	-191	7.7	7.2	-.5
60 hours and over .....	2,146	1,947	-200	4.4	4.0	-.5
Average hours, total at work .....	36.8	36.0	-.8	-	-	-
<b>Both sexes, 16 to 19 years</b>						
Total at work .....	5,148	5,256	108	100.0	100.0	-
1 to 34 hours .....	3,741	3,829	88	72.7	72.9	.2
1 to 14 hours .....	1,197	1,243	46	23.3	23.7	.4
15 to 29 hours .....	2,048	2,117	69	39.8	40.3	.5
30 to 34 hours .....	496	469	-27	9.6	8.9	-.7
35 hours and over .....	1,407	1,426	20	27.3	27.1	-.2
35 to 39 hours .....	298	311	12	5.8	5.9	.1
40 hours .....	770	725	-45	15.0	13.8	-1.2
41 to 48 hours .....	165	217	52	3.2	4.1	.9
49 to 59 hours .....	112	105	-6	2.2	2.0	-.2
60 hours and over .....	62	69	7	1.2	1.3	.1
Average hours, total at work .....	24.3	24.3	.0	-	-	-

<sup>1</sup> These estimates differ slightly from previously published 1993 averages because of the estimation procedure used.

<sup>2</sup> These differences may not equal the results obtained from comparing the values shown in the table because of independent rounding.

usual hours, then about any time taken off and extra hours worked in the reference week, and finally about total hours actually worked. And, as described earlier, the questions related to employment were reworded to capture work activities more fully, especially informal, intermittent, and part-time work. The more complete measurement of this type of work could help to lower the average number of hours worked.

The parallel survey found a higher proportion of workers at the lower end of the hours spectrum. For example, nonagricultural workers who actually worked less than 15 hours in the reference week accounted for 5.5 percent of persons at work in the parallel survey, compared with 4.6 percent in the CPS. Those working between 15 and 29 hours in the reference week comprised 13.0 percent of persons at work in the parallel survey, compared with 12.1 percent in the CPS.

The proportion of workers reporting a workweek of exactly 40 hours was lower in the parallel survey than in the CPS. With the memory aids embedded into the new questions, workers are better able to recall exceptions to their usual schedule, resulting in less clustering at precisely 40 hours.

*Part-time employment.* Some of the most closely watched measures derived from the CPS pertain to part-time employment. The proportion of employed people who usually work part time (less than 35 hours per week) was larger in the parallel survey (17.0 percent) than in the CPS (16.3 percent). The difference in part-time employment was relatively largest for adult women. (See table 4.)

*Part time for economic reasons.* The proportion of employed persons working part time for economic reasons was substantially lower in the parallel survey. The differences were observed for all major demographic groups but were relatively larger for teenagers. Overall, the parallel survey found that 4.2 percent of employed persons were working part time for economic reasons, compared with an estimate of 5.3 percent from the CPS. In terms of numbers of people, this translates into 5.0 million people as measured by the parallel survey, compared with 6.3 million as measured by the CPS, a difference of 21 percent.

The smaller number and proportion of workers classified as part time for economic reasons in the parallel survey were observed among both those who usually work part time and those who usually work full time. Among those who usually work part time, the difference was more pronounced for adult women and teenagers. The decline among those who usually work full time did not differ significantly by demographic group.

The relatively large drop in the proportion of workers who usually work part time for economic reasons stems from two new criteria, formerly inferred, that are now explicit in the new questionnaire: Persons usually working part time are asked if they want to work full time and also

if they were available to accept a full-time job during the reference week. (For persons who usually work full time, these criteria are assumed to be met.) The first criterion—desire for full-time work—had a particularly large impact in reducing the estimate of economic part-time workers, while the second—availability—disqualified relatively few people. To provide a context for respondents, the question asking why those who want to work full time were working part time was reworded to provide examples of both economic and noneconomic reasons for working part time.

The difference in the proportion of full-time workers (as defined by their usual status) who were part time for economic reasons in the reference week can be at least partially traced to several changes in the questionnaire. For example, the parallel survey contains separate questions for people who usually and actually worked part time, reducing the incidence of coding errors. Also to obtain more accurate coding, the labels of some of the noneconomic response categories were expanded. For example, "own illness" was changed to "own illness/injury/medical appointment," and "on vacation" was changed to "vacation/personal day."

*Part time for noneconomic reasons.* The proportion of employed persons who worked part time for noneconomic reasons was markedly higher in the parallel survey (21.4 percent) compared with the CPS (18.0 percent). All major demographic groups showed a similar pattern.

These workers can be divided into two types—either they usually work full time or usually work part time. It is not uncommon for workers who are usually full time to have worked part time in the reference week, having taken time off for reasons such as vacation, holiday, or illness. The higher proportion of these workers in the parallel survey—7.3 percent of all employed people, compared with 5.3 percent in the CPS—reflects the more precise information regarding hours at work obtained from the recall strategy embedded in the new questions. It appears that the new questionnaire is indeed effective in prompting workers to remember exceptions to their usual schedule.

Most of the people who were part time for noneconomic reasons in the reference week usually work part time, often to give them more time for school, family, or other activities. The parallel survey also obtained a higher estimate of these workers—14.1 versus 12.7 percent. This differential reflects in part the new questionnaire's more stringent requirements to be classified as economic part time.

*Temporary absences.* While most employed people are actually at work in the reference week, some are found to be temporarily absent from their jobs for the full week. The proportion of employed persons classified as temporarily absent in the parallel survey (4.5 percent) was lower than the proportion found in the CPS (5.0 percent). This pattern held true for all major demographic groups except teenagers.

Table 4. Employed persons by usual full- or part-time status, sex, and age using 1980 census-based population estimates from the CPS and the parallel survey, 1993 annual averages

Sex, age, and full- or part-time status	Thousands of persons			Percent distribution		
	CPS <sup>1</sup>	Parallel survey	Difference <sup>2</sup>	CPS <sup>1</sup>	Parallel survey	Difference <sup>2</sup>
<b>TOTAL</b>						
Total employed .....	119,389	119,606	217	100.0	100.0	-
At work .....	113,438	114,201	763	95.0	95.5	.5
35 hours or more .....	85,617	83,610	-2,007	71.7	69.9	-1.8
1 to 34 hours .....	27,821	30,591	2,770	23.3	25.6	2.3
Part time for economic reasons .....	6,325	5,028	-1,297	5.3	4.2	-1.1
Usually work full time .....	1,988	1,501	-487	1.7	1.3	-.4
Usually work part time .....	4,337	3,527	-810	3.6	2.9	-.7
Part time for noneconomic reasons ..	21,496	25,563	4,067	18.0	21.4	3.4
Usually work full time .....	6,325	8,674	2,349	5.3	7.3	2.0
Usually work part time .....	15,171	16,889	1,718	12.7	14.1	1.4
With a job but not at work .....	5,951	5,405	-546	5.0	4.5	-.5
<b>Men, 20 years and over</b>						
Total employed .....	61,884	61,284	-600	100.0	100.0	-
At work .....	59,198	59,065	-133	95.7	96.3	.6
35 hours or more .....	50,162	49,168	-994	81.1	80.2	-.8
1 to 34 hours .....	9,036	9,897	861	14.6	16.1	1.5
Part time for economic reasons .....	2,720	2,225	-495	4.4	3.6	-.8
Usually work full time .....	1,140	849	-291	1.8	1.4	-.5
Usually work part time .....	1,580	1,376	-204	2.6	2.2	-.3
Part time for noneconomic reasons ..	6,316	7,672	1,356	10.2	12.5	2.3
Usually work full time .....	3,006	4,187	1,181	4.9	6.8	2.0
Usually work part time .....	3,310	3,485	175	5.3	5.7	.3
With a job but not at work .....	2,686	2,218	-468	4.3	3.6	-.7
<b>Women, 20 years and over</b>						
Total employed .....	51,966	52,603	637	100.0	100.0	-
At work .....	48,885	49,643	758	94.1	94.4	.3
35 hours or more .....	33,967	32,957	-1,010	65.4	62.7	-2.7
1 to 34 hours .....	14,918	16,686	1,768	28.7	31.7	3.0
Part time for economic reasons .....	2,983	2,371	-612	5.7	4.5	-1.2
Usually work full time .....	744	574	-170	1.4	1.1	-.3
Usually work part time .....	2,239	1,797	-442	4.3	3.4	-.9
Part time for noneconomic reasons ..	11,935	14,315	2,380	23.0	27.2	4.2
Usually work full time .....	3,169	4,292	1,123	6.1	8.2	2.1
Usually work part time .....	8,766	10,023	1,257	16.9	19.1	2.2
With a job but not at work .....	3,082	2,960	-122	5.9	5.6	-.3
<b>Both sexes, 16 to 19 years</b>						
Total employed .....	5,540	5,719	179	100.0	100.0	-
At work .....	5,357	5,492	135	96.7	96.0	-.7
35 hours or more .....	1,488	1,485	-3	26.9	26.0	-.9
1 to 34 hours .....	3,869	4,007	138	69.8	70.0	.2
Part time for economic reasons .....	623	430	-193	11.2	7.5	-3.7
Usually work full time .....	104	77	-27	1.9	1.3	-.5
Usually work part time .....	519	353	-166	9.4	6.2	-3.2
Part time for noneconomic reasons ..	3,246	3,577	331	58.6	62.5	3.9
Usually work full time .....	150	195	45	2.7	3.4	.7
Usually work part time .....	3,096	3,382	286	55.9	59.1	3.2
With a job but not at work .....	183	227	44	3.3	4.0	.7

<sup>1</sup> These estimates differ slightly from previously published 1993 averages because of the estimation procedure used.

<sup>2</sup> These differences may not equal the results obtained from comparing the values shown in the table because of independent rounding.

The new questionnaire appears to result in more accurate classification of workers who are temporarily absent. This may reflect several changes—the elimination of the major-activity question, the inclusion of separate direct questions on temporary absence and on layoff, and the re-vamping of the question on the reason for absences. Regarding the major-activity question in the former questionnaire, some responses may have given interviewers the impression that those respondents had a job from which they were absent, when in fact they did not have a job at all. Also, the direct questions on layoff in the new questionnaire allow some people to be properly classified as unemployed or not in the labor force, rather than being erroneously counted as absent from a job.

To emphasize the important role played by the series of questions on temporary absence, it is estimated that most of the drop in men's employment level in the parallel survey was attributed to a lower estimate for persons temporarily absent. The other category of employed persons, those at work, was essentially the same for men on both surveys.

*Class of worker.* In the aggregate, the distribution of employed persons by their "class-of-worker" status differed little between the two surveys. Wage and salary workers comprised about 88 percent of all workers in both the CPS and the parallel survey. This classification is further broken down into private and government workers. Again, there were no significant differences between the surveys, with the private sector accounting for about 73 percent and the government sector accounting for about 15 percent of all employed persons. Nearly all of the remaining 12 percent were classified as self-employed on both surveys. (See table 5.)

Only a small fraction of all workers were classified as unpaid family workers in the CPS, and the proportion was even smaller in the parallel survey. This may seem surprising, given the changes to the questionnaire designed to identify workers in family businesses. In fact, the new questions were successful; however, many persons reported as working in family businesses were also found to have received pay or profit from the business and thus were classified as wage and salary workers. Even in agriculture, where unpaid family workers are far more prevalent than in most other industries, the new questions resulted in a smaller proportion of such workers. In sum, the redesign's efforts to more accurately identify workers in family businesses resulted in more wage and salary workers compared with the former procedures.

Looking at the class-of-worker data by gender, the new series of questions obtained quite different results for men and women. For men, the parallel survey had a higher proportion in wage and salary work and a smaller proportion in self-employment. For women, the findings were just the reverse—a higher proportion of self-employed and a lower

proportion of wage and salary workers in the parallel survey. The level of self-employment among women was 4.8 million in the parallel survey, compared with 4.1 million in the CPS, which was equal to most of the increase in female employment in the parallel survey. Thus, the improved questions on work activity and the addition of questions on work in a family business resulted in more women being properly classified as self-employed.

*Occupation and industry.* The distribution of employed persons according to the occupation and industry of their job shifted somewhat under the new questionnaire. (See table 6.) For men, the parallel survey had a larger proportion employed in the managerial, professional, and technical categories, and a smaller proportion in sales occupations. The data suggest that the large decrease in the number of men who were employed but absent from their jobs in the parallel survey may have reduced their representation in occupations (such as sales) in which employment arrangements may be more tenuous.

Looking at the industry distributions for men, the parallel survey had a higher proportion in manufacturing and educational services and a smaller proportion in retail trade, mining, public administration, and private households. As a partial explanation of these differences, it is hypothesized that the classification of fewer men as temporarily absent from work as a result of the revised questionnaire reduces their representation in industries with more informal or irregular employment, such as trade and private households.

Among women, a higher proportion in the parallel survey were working in managerial and farming occupations. This is consistent with evidence presented earlier that the new questionnaire is measuring more women working in family businesses or farms and in their own businesses. A smaller proportion were in administrative support and private household positions.

The distribution by industry for women showed that only one industry, agriculture, had a higher proportion of workers in the parallel survey than in the CPS. (Evidence suggests that the former survey may have underestimated employment of women in agriculture by 25 percent.) Proportions as measured by the parallel survey were lower in public administration and private households.

*Earnings.* Median weekly earnings of full-time wage and salary workers were somewhat higher under the revised questionnaire (\$462) than under the CPS (\$450). The parallel survey found higher median earnings for men but no difference in earnings for women. Among part-time workers, total earnings and those for men were also slightly higher in the parallel survey. (See table 7.)

Both in the parallel survey and in the full CPS, estimates of earnings are based on data collected from one-quarter of the sample each month. It should be noted that due to the

Table 5. Employed persons by class of worker and sex using 1980 census-based population estimates from the CPS and the parallel survey, 1993 annual averages

Class of worker and sex	Thousands of persons			Percent distribution		
	CPS <sup>1</sup>	Parallel survey	Difference <sup>2</sup>	CPS <sup>1</sup>	Parallel survey	Difference <sup>2</sup>
<b>TOTAL</b>						
Total employed .....	119,389	119,606	217	100.0	100.0	-
Agriculture .....	3,080	3,175	95	2.6	2.7	.1
Wage and salary workers .....	1,488	1,487	-1	1.2	1.2	.0
Private industries .....	1,476	1,439	-37	1.2	1.2	.0
Government .....	12	48	36	( <sup>3</sup> )	( <sup>3</sup> )	-
Self-employed workers .....	1,488	1,632	144	1.2	1.4	.1
Incorporated .....	159	172	13	.1	.1	.0
Other .....	1,328	1,460	132	1.1	1.2	.1
Unpaid family workers .....	105	56	-49	.1	( <sup>3</sup> )	-
Nonagricultural industries .....	116,309	116,432	123	97.4	97.3	-.1
Wage and salary workers .....	103,703	103,897	194	86.9	86.9	.0
Private industries .....	85,194	85,835	641	71.4	71.8	.4
Government .....	18,509	18,062	-447	15.5	15.1	-.4
Self-employed workers .....	12,397	12,369	-28	10.4	10.3	.0
Incorporated .....	3,413	3,759	346	2.9	3.1	.3
Other .....	8,984	8,611	-373	7.5	7.2	-.3
Unpaid family workers .....	208	166	-42	.2	.1	.0
<b>Men</b>						
Total employed .....	64,727	64,200	-527	100.0	100.0	-
Agriculture .....	2,444	2,366	-78	3.8	3.7	-.1
Wage and salary workers .....	1,149	1,184	35	1.8	1.8	.1
Private industries .....	1,142	1,165	23	1.8	1.8	.1
Government .....	8	18	10	( <sup>3</sup> )	( <sup>3</sup> )	-
Self-employed workers .....	1,257	1,158	-99	1.9	1.8	-.1
Incorporated .....	132	113	-19	.2	.2	-
Other .....	1,125	1,045	-80	1.7	1.6	-.1
Unpaid family workers .....	37	24	-13	.1	( <sup>3</sup> )	-
Nonagricultural industries .....	62,284	61,835	-449	96.2	96.3	.1
Wage and salary workers .....	53,685	53,758	73	82.9	83.7	.8
Private industries .....	45,297	45,480	183	70.0	70.8	.9
Government .....	8,387	8,278	-109	13.0	12.9	-.1
Self-employed workers .....	8,554	8,022	-532	13.2	12.5	-.7
Incorporated .....	2,656	2,703	47	4.1	4.2	.1
Other .....	5,898	5,319	-579	9.1	8.3	-.8
Unpaid family workers .....	45	54	9	.1	.1	.0
<b>Women</b>						
Total employed .....	54,662	55,406	744	100.0	100.0	-
Agriculture .....	636	808	172	1.2	1.5	.3
Wage and salary workers .....	338	303	-35	.6	.5	-.1
Private industries .....	334	274	-60	.6	.5	-.1
Government .....	4	29	25	( <sup>3</sup> )	.1	-
Self-employed workers .....	231	474	243	.4	.9	.4
Incorporated .....	28	59	31	.1	.1	.0
Other .....	203	415	212	.4	.7	.4
Unpaid family workers .....	67	31	-36	.1	.1	-
Nonagricultural industries .....	54,025	54,597	572	98.8	98.5	-.3
Wage and salary workers .....	50,019	50,139	120	91.5	90.5	-1.0
Private industries .....	39,897	40,355	458	73.0	72.8	-.2
Government .....	10,122	9,784	-338	18.5	17.7	-.9
Self-employed workers .....	3,844	4,347	503	7.0	7.8	.8
Incorporated .....	757	1,056	299	1.4	1.9	.5
Other .....	3,087	3,291	204	5.6	5.9	.3
Unpaid family workers .....	163	111	-52	.3	.2	-.1

<sup>1</sup> These estimates differ slightly from previously published 1993 averages because of the estimation procedure used.

<sup>2</sup> These differences may not equal the results obtained from comparing the values shown in the table because of independent rounding.

<sup>3</sup> Less than 0.05 percent.



Table 6. Employed persons by occupation, industry, and sex using 1980 census-based population estimates from the CPS and the parallel survey, 1993 annual averages

(Percent distribution)

Occupation and industry	Total			Men			Women		
	CPS <sup>1</sup>	Parallel survey	Difference <sup>2</sup>	CPS <sup>2</sup>	Parallel survey	Difference <sup>2</sup>	CPS <sup>1</sup>	Parallel survey	Difference <sup>2</sup>
<b>OCCUPATION</b>									
Managerial and professional specialty .....	27.1	28.2	1.1	26.1	27.3	1.2	28.4	29.2	0.8
Executive, administrative, and managerial ...	12.9	13.6	.7	13.8	14.3	.5	11.9	12.8	.9
Professional specialty .....	14.2	14.6	.4	12.3	13.0	.7	16.5	16.4	.0
Technical, sales, and administrative support ...	30.8	30.5	-.3	20.5	20.3	.2	42.9	42.3	-.7
Technicians and related support .....	3.4	3.6	.2	3.1	3.5	.4	3.7	3.8	.1
Sales occupations .....	11.9	11.8	-.1	11.4	11.0	-.4	12.6	12.7	.2
Administrative support, including clerical .....	15.5	15.1	-.4	6.0	5.9	-.1	26.7	25.8	-.9
Service occupations .....	13.9	13.5	-.4	10.3	9.9	-.5	18.0	17.7	-.3
Private households .....	.8	.7	-.1	.1	.1	.0	1.6	1.4	-.2
Protective service .....	1.8	1.7	-.1	2.8	2.6	-.1	.7	.6	-.1
Service, except private households and protective service .....	11.3	11.2	-.1	7.5	7.2	-.3	15.8	15.7	.0
Precision production, craft, and repair .....	11.2	10.9	-.3	18.9	18.6	-.3	2.1	2.0	-.1
Operators, fabricators, and laborers .....	14.3	14.1	-.2	19.9	19.7	-.2	7.7	7.7	.0
Machine operators, assemblers, and inspectors .....	6.2	6.3	.1	7.0	7.1	.1	5.2	5.4	.2
Transportation and material moving occupations .....	4.2	4.0	-.2	7.0	6.8	-.2	.9	.7	-.1
Handlers, equipment cleaners, helpers, and laborers .....	3.9	3.8	-.1	5.8	5.7	-.1	1.5	1.5	-.1
Farming, forestry, and fishing .....	2.8	2.8	.0	4.4	4.3	-.1	.9	1.2	.2
<b>INDUSTRY</b>									
Agriculture .....	2.6	2.7	.1	3.8	3.7	-.1	1.2	1.5	.3
Mining .....	.6	.4	-.2	.9	.6	-.2	.2	.1	-.1
Construction .....	6.1	5.9	-.2	10.3	9.9	-.4	1.1	1.2	.1
Manufacturing .....	16.4	17.3	.9	20.5	21.9	1.4	11.6	12.0	.4
Durable goods .....	9.5	10.1	.6	12.8	13.9	1.1	5.5	5.7	.2
Nondurable goods .....	6.9	7.2	.3	7.6	8.0	.4	6.0	6.2	.2
Transportation and public utilities .....	7.1	6.9	-.2	9.4	9.2	-.2	4.4	4.2	-.3
Wholesale and retail trade .....	20.7	20.5	-.2	20.4	19.8	-.5	21.2	21.3	.1
Wholesale trade .....	3.9	4.0	.1	5.1	5.2	.1	2.4	2.6	.2
Retail trade .....	16.9	16.5	-.3	15.3	14.7	-.6	18.8	18.7	-.1
Finance, insurance, and real estate .....	6.7	6.6	-.1	5.1	5.1	.0	8.5	8.4	-.1
Services .....	35.0	35.3	.3	24.7	25.0	.3	47.3	47.2	-.1
Private households .....	.9	.8	-.1	.2	.1	-.1	1.8	1.6	-.2
Other service industries .....	34.1	34.5	.4	24.5	24.9	.4	45.5	45.7	.2
Educational services .....	7.9	8.3	.3	4.7	5.2	.5	11.8	11.8	.0
Public administration .....	4.8	4.5	-.4	5.1	4.8	-.3	4.5	4.1	-.4

<sup>1</sup> These distributions differ slightly from previously published 1993 averages because of the estimation procedure used.

<sup>2</sup> These differences may not equal the results obtained from comparing the values shown in the table because of independent rounding.

extremely small sample on which earnings data from the parallel survey are based; these data are subject to even greater variability than other data from the parallel survey.

In the new questionnaire, respondents are asked to report their earnings in the time frame that is easiest for them, rather than forcing them to report a weekly amount as had been the case. Results from the parallel survey indicate that, when given a choice, only a relatively small proportion of respondents chose to report on a weekly basis.

The breakdown of respondents' preferences in reporting earnings was:

Hourly	38.4 percent
Annually	21.8
Weekly	21.3
Biweekly	7.4
Monthly	6.4
Twice a month	2.4
Other	2.3

For minimum wage studies, information is also collected on the number and wage rate of persons who are paid at hourly rates. In the revised questionnaire, individuals who choose to report their earnings on a basis other than hourly are asked directly whether they were paid at an hourly rate. If so, they are asked what their hourly rate of pay is. In the parallel survey, 61 percent of workers reported being paid by the hour, somewhat higher than the 59 percent reported in the CPS.<sup>7</sup>

### Characteristics of the unemployed

The new questionnaire had a greater incidence of unemployment overall, with significantly higher rates for certain worker groups. This section explores the effect of the new procedures on selected characteristics of the unemployed, including persons on layoff, and reasons for and duration of unemployment.

*On layoff.* As described earlier, the series on workers on layoff was revamped to obtain more accurate information, particularly relating to the expectation of recall. As measured in the parallel survey, the percentage of the unemployed accounted for by persons on layoff was 12.8 percent, essentially the same as the 12.5 percent obtained from the CPS. (See table 8.)

The proportion of unemployed men who were on layoff was not statistically significant between surveys. On the other hand, the proportion of unemployed women who were on layoff was higher in the parallel survey compared with the CPS. For men, there appeared to have been several offsetting effects. In the parallel survey, people were asked a direct question — "LAST WEEK, were you on layoff from a job?" — and more were initially reported to be on layoff. But when the questions on expectations of recall were posed, some did not meet these criteria. As a result, the number of men on layoff ended up to be about the same under the old and new questionnaires.

For women, these offsetting effects are also present, but in addition it is suspected that other changes to the questionnaire, such as the elimination of the initial labor force question, the specificity of the work for pay question and the direct layoff question, prompted more women to report labor market activities. Greater reporting of such activities by women could contribute to the higher proportion of unemployed women on layoff in the parallel survey.

Those who are initially reported to be on layoff, but do not meet the expectation of recall, are asked the series of questions on jobsearch, and most are found to have looked for work within the prior 4-week period. If so, they are still counted as unemployed, but as "jobseekers," rather than persons on layoff.

*Duration of unemployment.* Measures of both mean and median duration were little different between the old and

new procedures. The mean duration in the parallel survey was 19.7 weeks, compared with 18.1 weeks in the CPS, and the median duration was 9 weeks, compared with 8 weeks.

Several changes were made to the unemployment duration measure, including one which allowed respondents to report duration in weeks, months, or years, as they prefer, rather than only in weeks, as in the former questionnaire. This change was designed to make it easier for the longer-term unemployed to report their length of jobsearch, and, in fact, the parallel survey obtained relatively more reports of longer-term joblessness.

Another change involved dependent interviewing. As mentioned in the section on computerization, duration of unemployment is automatically updated by either 4 or 5 weeks each month (depending on the number of weeks between surveys) as long as a person continues to be unemployed.

*Reasons for unemployment.* The unemployed are classified by their activity immediately prior to becoming unemployed. These "reasons for unemployment" include having lost a job (including persons on layoff); having left a job to seek a new one, or being either new entrants or reentrants to the labor force. Several changes to the questionnaire — both definitional and operational — resulted in differences in the way the unemployed are distributed among these categories.

There was a higher proportion of the unemployed counted as reentrants in the parallel survey (32.7 percent) compared with the CPS (24.6 percent) and a smaller proportion of new entrants (6.7 versus 10.2 percent). These estimates were affected by the increase in the overall number of unemployed, some of whom were coming from outside the labor force and increasing the ranks of reentrants. Also, the seemingly minor modification to the definition of entrants, which was broadened to take into account any type of job, and not just a full-time job of at least 2 weeks duration, affected the estimates of new entrants and reentrants.

Table 7. Median weekly earnings of full- and part-time wage and salary workers by sex using 1980 census-based population estimates from the CPS and the parallel survey, 1993 annual averages  
(In current dollars)

Category	CPS <sup>1</sup>	Parallel survey	Difference
<b>Full-time workers</b>			
Total .....	\$450	\$462	\$12
Men .....	509	529	20
Women .....	400	400	-
<b>Part-time workers</b>			
Total .....	130	133	3
Men .....	120	127	7
Women .....	136	135	-1

<sup>7</sup> These estimates pertaining to hourly paid workers are based on the average of the 6 months from September 1992 to February 1993.

<sup>1</sup> These estimates differ slightly from previously published 1993 averages because of the estimation procedures used.

Table 8. Unemployed persons by reason for and duration of unemployment using 1980 census-based population estimates from the CPS and the parallel survey, 1993 annual averages

Reason and duration	Thousands of persons			Percent distribution		
	CPS <sup>1</sup>	Parallel survey	Difference <sup>2</sup>	CPS <sup>1</sup>	Parallel survey	Difference <sup>2</sup>
<b>REASON</b>						
Total unemployed .....	8,714	9,358	644	100.0	100.0	-
Job losers .....	4,731	3,820	-911	54.3	40.8	-13.5
On layoff .....	1,091	1,202	111	12.5	12.8	.3
Other job losers .....	3,640	2,618	-1,022	41.8	28.0	-13.8
Persons who completed temporary jobs .....	( <sup>3</sup> )	985	( <sup>3</sup> )	( <sup>3</sup> )	10.5	( <sup>3</sup> )
Job leavers .....	949	661	-88	10.9	9.2	-1.7
Reentrants .....	2,143	3,064	921	24.6	32.7	8.1
New entrants .....	890	629	-261	10.2	6.7	-3.5
<b>DURATION</b>						
Less than 5 weeks .....	3,138	2,801	-337	36.0	29.9	-6.1
5 to 14 weeks .....	2,562	2,968	406	29.4	31.7	2.3
15 weeks and over .....	3,015	3,590	575	34.6	38.4	3.8
15 to 26 weeks .....	1,250	1,476	226	14.3	15.8	1.5
27 weeks and over .....	1,765	2,114	349	20.3	22.6	2.3
27 to 51 weeks .....	747	899	152	8.6	9.6	1.0
52 weeks and over .....	1,018	1,215	197	11.7	13.0	1.3
Average (mean) duration, in weeks .....	18.1	19.7	1.6	-	-	-
Median duration, in weeks .....	8.0	9.0	1.0	-	-	-

<sup>1</sup> These estimates differ slightly from previously published 1993 averages because of the estimation procedure used.

<sup>2</sup> These differences may not equal the results obtained from comparing the values shown in the table because of independent rounding.

<sup>3</sup> Not available.

"Completed temporary job" was added as a major reason for unemployment category, based on a revised question posed to jobseekers who were working before they started looking for work: "Did you lose or quit that job, or was it a temporary job that ended?" Under the old questionnaire, most people who became unemployed when their temporary job ended were classified as "job losers." Under the new procedures, persons who completed temporary jobs accounted for about 11 percent of all unemployed. The job loser proportion was lowered by close to this magnitude.

*Other changes.* As discussed in the section on major questionnaire changes, the distinction between active and passive jobsearch methods is a crucial one, and, in the new questionnaire, response categories were reordered and expanded for greater accuracy in classifying responses. Two passive methods—"looked at ads" and "attended job training programs/courses"—were added to the list, as was a category called "other passive." In the past, interviewers were instructed to code passive jobsearch methods as "nothing" and other active methods as "other," but there was evidence that some passive methods were being miscoded as "other." Also, it is quite possible that some active jobsearches were miscoded as "nothing."

The question on whether a person looked for a job during the last 4 weeks was reworded to convey a broader concept of jobsearch activity (see exhibit A), and followup questions were added to obtain a full accounting of the jobsearch methods used. The parallel survey yielded a somewhat higher proportion of individuals who gave passive reasons only—4.4 versus 3.2 percent of everyone receiving the jobsearch question.

#### Labor force

The labor force participation rate, that is, the percentage of the population that is either employed or unemployed, was higher in the parallel survey than in the CPS. For all workers, the labor force participation rate using the new questions was 66.6 percent, compared with 66.2 percent in the CPS. (See tables 1 and 2.)

Women's participation rate was 59.1 percent in the parallel survey, compared with 57.9 percent in the CPS. Teenagers and older workers also had higher participation rates in the parallel survey than in the CPS. The labor force participation rate for men, however, was somewhat lower in the parallel survey—74.8 versus 75.2 percent.

To explain the differences in participation rates among certain demographic groups, the arguments used to explain variations in employment and unemployment apply.

That is, the new questionnaire generally obtains more labor force activity, especially for those worker groups which have traditionally had more part-time or irregular participation.

### Not in the labor force

Given the greater proportion of labor force participants in the parallel survey compared with the CPS, it follows that the percentage of the population that was out of the labor force was lower in the parallel survey, 33.4 percent compared with 33.8 percent. The "not in the labor force" group is large and diverse, including retirees, homemakers, students, the ill and disabled, and all others who are neither working nor looking for work.

*Discouraged workers.* Within the "all others" category is a group of particular interest—discouraged workers. These are people who want jobs but have not searched for work in the prior month because they believe there are no jobs to be found or none for which they could qualify.

As discussed in the section on definitional changes, the definition of discouraged workers was made more restrictive by requiring some search activity within the prior year and availability to work. These two new criteria, especially the former, contributed to a substantially reduced number of discouraged workers in the parallel survey compared with the CPS. (See table 9.)

Most, but not all, of the reduction in discouragement is due to the change in definition, but other changes in the questionnaire played a role also. Even when estimates based on the former definition were compared, the parallel survey estimates remained lower than those from the CPS.

Data on a larger group of persons outside the labor force, one that includes discouraged workers as well as persons who desire work but give other reasons for not searching (such as child-care problems, family responsibilities, school, or transportation problems) may also be relevant for analysis. This group is made up of persons who want a job, are available to work, and have looked for work within the past year. They constitute 2.1 percent of the not-in-the-labor-force group in the parallel survey. There is no comparable figure for the CPS, since the old questionnaire did not ask about recency of jobsearch for those not in the labor force.

*Retired and disabled persons.* One of the most frequent complaints from respondents and interviewers about the former questionnaire was the burden it placed on retired and disabled people, who every month were asked a series of questions on labor force activity which had no relevance to their situation. In the new questionnaire, several changes were made to address this problem. In the case of retirees 50 years and over, the first month they volunteer that they are retired they are skipped to a question asking whether they currently want a job (either full or part time). If they do not want a job, the interview is ended. In subse-

quent months, through dependent interviewing, they are asked if they did any work in the last week. If not, it is verified that they are still retired and do not want a job. Nearly all of the people who were identified as retired in previous months verify that they are still retired in the subsequent month.

Similar changes were made to reduce the burden for those who volunteer that they are disabled or unable to work. (The latter category is intended to cover people with a temporary illness or injury who might not perceive themselves as disabled, a term which may have a more permanent connotation.) Individuals who are reported as disabled or unable to work are asked a followup question to determine if they will be able to do any gainful work in the next 6 months. If they won't, the interview is ended. In subsequent months, they are asked if they worked in the prior week. If not, they are asked to simply verify their previous month's status as disabled or unable to work.

It is important to be aware of the fact that the "shortcut" offered to older survey participants did not reduce the count of older persons who are active in the labor market. On the contrary, the parallel survey obtained a larger labor force among the older population than did the CPS. As explained in the sections on employment and unemployment, the new questions appeared to capture more part-time and irregular work, as well as more jobsearch for these types of work, resulting in higher estimates of labor force activity for several groups, including older workers.

It should also be noted that the response categories of retired and disabled were intended merely to reduce the burden of participating in the survey, not to provide a complete count of retired or disabled persons. Such classi-

Table 9. Discouraged workers by sex and age using 1980 census-based population estimates from the CPS and the parallel survey, 1993 annual averages

(In thousands)

Category	CPS <sup>1</sup>	Parallel survey	Difference <sup>2</sup>
Not in labor force, total ...	65,447	64,585	-862
Discouraged workers:			
Total .....	1,127	424	-703
Men .....	523	221	-302
Women .....	604	204	-400
16 to 24 years ....	222	114	-108
Men .....	120	67	-53
Women .....	102	47	-55
25 years and over	905	311	-594
Men .....	404	154	-250
Women .....	502	157	-345

<sup>1</sup> These estimates differ slightly from previously published 1993 averages because of the estimation procedure used.

<sup>2</sup> These differences may not equal the results obtained from comparing the values shown in the table because of independent rounding.

fications in the survey depend strictly on individuals' volunteering the information. No attempt is made to determine if those who say they are retired ever worked at a paying job or met any other specific criteria. Moreover, persons active in the labor force market who are also retired from previous careers or disabled are classified as employed or unemployed rather than as not in the labor force (retired or disabled).

## Historical Comparability

The new questionnaire and mode of data collection will result in changes for most estimates. Examination of the parallel survey data has helped quantify the magnitude of these differences and identify their possible causes. BLS will not, however, use the parallel survey data to reissue official estimates. Instead, BLS will provide estimates and suggestions in the form of research series and publications, in order to aid individuals who examine CPS data historically.

Some of the techniques being investigated for use in the construction of historical research series include the imposition of old definitions on the data collected beginning in January 1994, construction of new definitions with data collected prior to January 1994, the use of measurement error models to explore the structural relationship between the CPS and the parallel survey data in order to predict what the CPS estimates would have been had the new procedures been used prior to January 1994, the exploration of geographic variation to gain insight into the effects of the new questionnaire and procedures at different levels of unemployment, and the tracking of the CPS and parallel survey data with other concurrent measures of economic activity.

Considerable analysis of the aggregate unemployment rate has already been completed and is available from BLS upon request. Work on other labor market series will be coming out over the next 12 to 18 months.<sup>8</sup>

Also for comparability, BLS and the Bureau of the Census will, for a period, continue to conduct the "old CPS" — that is, with the old questionnaire and paper and pencil procedure, using the 12,000 household sample in the 1992-93 parallel survey. Current plans call for data from this second parallel survey to be made available in July 1994 after the effects of switching respondents and interviewers from the automated survey to the paper survey have been investigated. It is important for data users and the public to know that data from the second parallel survey are being collected for the purposes of historical com-

<sup>8</sup> For preliminary findings from this research, see two BLS Technical Reports: "What Would the Unemployment Rate Have Been Had the Redesignated Current Population Survey Been in Place From September 1992 to December 1993? A Measurement Error Analysis," by Stephen M. Miller (Telephone 202-606-7379); and "Predicting the National Unemployment Rate That the 'Old' CPS Would Have Produced," by Richard Tiller (Telephone 202-606-6370).

parisons only. The official unemployment rate estimates will continue to be derived from the 60,000 household sample that, as of January 1994, is administered with the new automated questionnaire. Given its small sample size, estimates from the second parallel survey will have a great deal of variability and thus reduced reliability. Specifically, the standard error on a 3-month national unemployment rate from the 12,000 household second parallel survey will be more than twice as large as the standard error from the 60,000 household sample. To put this in perspective, data from the second parallel survey would have to be aggregated together for more than a year to obtain a level of variability as small as that obtained for 1 month of CPS data collected from the 60,000 household sample.

## Introduction of 1990 Census-Based Population Controls

### Derivation of 1990 census-based population controls, with adjustment for net census undercoverage

Beginning with the CPS estimates for January 1994, the independent national population controls used for the age-sex-race groups in the second-stage estimation procedure are being prepared by projecting forward the resident population as enumerated on April 1, 1990. Also, for the first time, estimates of the decennial census undercount, obtained from the Post Enumeration Survey (PES), are being added to the population controls.

Current month CPS estimates of the population are adjusted to agree with independent population controls. These controls are developed from a variety of sources, as described below. In the second-stage estimation procedure, the CPS sample weights are adjusted to ensure that sample-based estimates of population match the independent controls. The CPS population estimates are consistent with three sets of controls for:

- 1) 50 States and the District of Columbia
- 2) 14 Hispanic and 5 non-Hispanic age-sex groups
- 3) 66 white, 42 black, and 10 other race-age-sex groups

The first set of controls is restricted to the civilian noninstitutional population (16 years and over) and the remaining controls are developed for the civilian noninstitutional population plus noninstitutionalized children 15 years and under.

Since the population controls are derived primarily from non-survey data, they are assumed to contain no sampling error and thus do not contribute to the variance of the survey estimates. The second-stage ratio adjustment reduces the variability of those CPS estimates which are

correlated with the population -- particularly estimates of employment and civilian labor force. At the same time, the adjustment partially corrects for CPS undercoverage of certain demographic groups, most notably Hispanics.

The 1990-based independent population controls are aggregates of more detailed population projections and are developed in a manner similar to earlier controls. Decennial census data and a variety of administrative and survey information are used to "age forward" estimates of the population to the current month, adjust for births and deaths, account for net migration, and then subtract the counts of Armed Forces and institutionalized persons. The population figures derived in this manner are projections based on administrative estimates, in contrast to the survey-based estimates of population obtained from the CPS. A description of the method used to make the 1990-based projections is given here.

The base figures for the resident population are derived from the 1990 decennial census, which has an official reference date of April 1, 1990. (The resident population includes all persons living in the United States, regardless of age, institutional status, or Armed Forces membership.) The age distribution is modified to correct for lags between the census date and the actual date of interview. The race distribution is modified to be consistent with OMB Directive 15, which stipulates that persons of unspecified race, mostly persons of Hispanic origin, are allocated to one of four race categories (white; black; American Indian, Eskimo, and Aleut; Asian and Pacific Islander). As a result of these changes, the base figures differ in age and race distribution from figures published by the Bureau of the Census in decennial census reports. For details, see *U.S. Bureau of the Census, Publication CPH-L-74, Age, Sex, Race, and Hispanic Origin Information from the 1990 Census: a Comparison of Census Results with Results where Age and Race have been Modified*. The Bureau of the Census also develops estimates of the April 1, 1990 population, independent of the 1990 census, using methods of demographic analysis. These estimates are also used in developing the population controls for CPS.

A myriad of data sources are tapped to measure post-censal change in the resident population due to births, deaths, and net migration. The National Center for Health Statistics (NCHS) provides the Census Bureau with data on births by sex, race, and Hispanic origin, although data for the latest month must be projected. Deaths by age, sex, and race are also obtained from NCHS, although the latest 6 months must be projected from a life table based on NCHS and Social Security Administration data. (The entire series of deaths for the Hispanic-origin population is projected.) Data on legal international immigration are obtained from the Immigration and Naturalization Service, the Office of Refugee Resettlement, and the Puerto Rican Planning Board (mostly projected between the latest July 1 to the current month, although preliminary data

are used to track refugee movements). Estimates of net undocumented immigration and permanent emigration of legal United States residents are modeled using the 1980 census and data from surveys and earlier censuses. The net movement of United States citizens from overseas to the United States is estimated based on data provided by the Department of Defense and the Office of Personnel Management (for military and civilian Federal Government personnel and their dependents). Other net migration is assumed to be zero (e.g., movement of foreign students and civilians not affiliated with the Federal Government). Most of the data are characterized as administrative, although some data for recent months must be projected. Thus, while the data are not subject to sampling error, they may contain nonsampling errors and bias.

The "inflation-deflation" method uses data from all these sources to generate the current month's national (not State) projections of the resident population by age, sex, race, and ethnicity. The inflation-deflation method is a variant of the standard cohort-component method in which a population is aged forward a number of years taking into account births, deaths, and net migration by age. The cohort-component method is improved by factoring in estimates of the decennial census undercount, using the method of inflation-deflation.

The basic procedure may be described as follows. For each age-race-sex cell, the 1990 census population count is divided by the corresponding estimate of the resident population made by demographic analysis. The resulting inflation-deflation factors are estimates of census coverage rates. The factors are assumed to be time-invariant and associated with a specific age range. At the April 1 census date, the reciprocals of the factors are viewed as inflating the census figures up to the demographic analysis figures (although these are not always larger). The demographic analysis population estimate is aged forward to the current time. Estimates of births and net migration are added to each aged demographic analysis cell value, and estimates of deaths are subtracted. Each cell value is then multiplied by the inflation-deflation factor of its new age to deflate the value. While not correcting for net census undercount (which is both added and subtracted), the inflation-deflation procedure preserves the age pattern of the undercount. For more information on data sources and methods, see *Current Population Reports, Series P-25, Reports 1045 and 1095, U.S. Bureau of the Census*.

Let us consider an example. The 1990 factor of approximately 0.98 for white male 13-year-olds represents a 2-percent undercount in the census; the factor of 1.02 for white male 17-year-olds represents an overcount of 2 percent. The demographic analysis population estimate is aged forward to the current time. Each aged demographic analysis cell value is adjusted for births, deaths, and migration. Each cell value is then multiplied by the inflation-deflation factor for its new age to deflate the cell value to corre-

spond to the decennial census base. If the current reference date is April 1994, the 13-year-old white male cell value for the census is inflated by dividing by 0.98 and aged forward to 17 years of age. Deaths are subtracted, and net migration figures are added. The cell value is then multiplied by the 1.02 factor for the 17-year-old group, effectively giving the new cell estimate a census overcount of 2 percent.

To obtain the civilian noninstitutional population, which is the universe for the CPS, the resident population estimates for those 16 years of age and over are reduced by subtracting both Armed Forces personnel residing in the United States and civilians living in institutions. The number of resident Armed Forces personnel is estimated using data from the Department of Defense. The 1990 demographic census data on the institutional population are updated annually through a canvass of group quarters facilities. The estimates of the resident population for those under 16 years of age are also reduced by subtracting the institutional population.

As a last step, corrections for net census undercount are applied. The level of the 1990 decennial census undercount is calculated from the PES by sex-race-ethnicity for each year of age. The level of undercount is assumed to be invariant over time, and a matrix of undercounts is added to the population projections. The overall level of the projections is raised by the addition of this constant matrix, but month-to-month changes in the population are unaffected. See U.S. Bureau of the Census, *Assessment of Accuracy of Adjusted versus Unadjusted 1990 Census Base for use in Intercensal Estimates: Report of the Committee on Adjustment of Postcensal Estimates*. The undercount adjusted projections are aggregated to obtain the national age-sex-ethnicity and age-sex-race population controls used in second-stage ratio adjustment.

State projections of the civilian noninstitutional population age 16 and over are developed using similar procedures. Population estimates for States are produced by age and sex only (not race or Hispanic origin), and only the 16 and over totals are used in computing independent controls. Information from tax returns is used to estimate migration between States. For each State, the population 16 years and over is calculated for each July. The two most recent July figures give the latest estimate of year-to-year change. For the current month, a straight-line extrapolation of the change is made, with a new base series for the projection instituted each January. Counts of resident Armed Forces and the institutional population 16 years and older are subtracted to yield the civilian noninstitutional population. A pro rata adjustment ensures the additivity of the State projections to the projection for the national civilian noninstitutional population. For more information, see *Current Population Reports*, Series P-25, Reports 957 and 1010, Bureau of the Census.

### Effect of 1990 census-based population controls on national estimates

CPS estimates of major labor force characteristics for the annual average of 1993, using both the 1980 census-based and adjusted 1990 census-based population controls, are presented in table 10. An undercount adjustment, based on results from the Census Bureau's Post Enumeration Survey (PES), is applied to the 1990-based controls. These averages are based on monthly CPS estimates using the final weights computed after second-stage estimation, which are neither composited nor seasonally adjusted. Under the new controls, the annual average estimate of the civilian noninstitutional population 16 years of age and over increased by about 1.3 million or 0.7 percent; the civilian labor force increased by about 1.1 million or 0.9 percent; and the level of unemployed increased by 0.2 million or 2.3 percent. The estimated totals using the 1990 population controls are considered to be more accurate, since these controls are projected from the April 1990 decennial census estimates and adjusted for undercount, whereas the 1980-based controls are projected from the 1980 decennial census estimates.

Under the new controls, the estimate of the annual average unemployment rate increased by 0.1 percentage point, primarily because of the large upward population adjustment for Hispanics (see below), who have an unemployment rate higher than the overall labor force. The labor force participation rate increased by 0.2 percentage point; and the employment-population ratio increased by 0.1 percentage point.

Levels increased for the civilian noninstitutional population and all labor force categories in all demographic groups shown in table 10. The most notable increases occurred for Hispanics. The change from the 1980- to 1990-based estimates of the population for this group was approximately 11 percent, with similar percentage increases in employed and unemployed levels. The difference between the 1980- and 1990-based estimates of the unemployment rate for all groups, except teenagers, was near the national average of 0.1 percentage point; for teenagers, there was negligible change in the unemployment rate.

Differences in labor force participation rates for adult men, blacks, and Hispanics were above the national average of 0.2 percentage point, while the differences for adult women, teenagers, and whites were below the national average. Differences in employment-population ratios also exceeded the national average of 0.1 percentage point for adult men, blacks, and Hispanics, while there were virtually no differences for adult women, teenagers, and whites.

### Total effects due to changes in methods and population controls

Differences in labor force estimates using the old and

new questionnaires and data collection procedures were presented in the section on the redesign. These differences were calculated from 1993 annual average CPS and parallel survey estimates based on 1980 population controls and represent changes that can be attributed to the redesign. Changes in 1993 CPS estimates attributed to the new population controls were discussed in the previous section. This section presents a brief discussion of the combined effects of the new questionnaire and controls by comparing labor force estimates from the 1993 CPS, adjusted to 1980-based controls, with estimates from the parallel survey, adjusted to 1990-based controls.

Table 10 shows annual average estimates of major labor force characteristics for the 1993 CPS (1980-based) and the parallel survey (1990-based) and the differences between these estimates. The effects from the new methods and population controls are essentially additive. For example, the estimate of civilian labor force increased by 2 million; an increase of 1.1 million is due to the new population controls as reported in the previous section, and the remainder (0.9 million) is attributed to the survey redesign. Similarly, estimated total employment increased by 1.1 million under the new methods and population controls. Of this amount, about 0.9 million is due to the new controls and 0.2 million is contributed by the new questionnaire. Total unemployment increased by 0.9 million, of which 0.7 million is attributed to the redesign and 0.2 million is due to the new population controls.

The sum due to the population controls and the redesign may not equal the total effect in table 10, primarily because the new population controls affect CPS and parallel survey estimates differently. For example, the parallel survey yields a larger estimate of the number of unemployed; consequently, the effect due to the population controls would be slightly larger for that survey estimate. In addition, there are minor differences in the CPS and parallel survey second-stage estimation algorithms.

The breakdown of the total effect on various rates and ratios is given in table 11. The increase in the annual average unemployment rate is 0.6 percentage point; since the difference due to population controls is 0.1 percentage point, the contribution from the redesign is 0.5 percentage point. The labor force participation rate increased by a total of 0.6 percentage point, with 0.2 percentage point due to population controls. The total change in the employment-population ratio is 0.2 percentage point. The change attributed to the redesign is about half this amount, or 0.1 percentage point. Note that the total effect is not always the sum of two positive effects. For example, the total effect for adult men's employment-population ratio is -0.4 percentage point. The effect from population controls is 0.3 percentage point, and the questionnaire effect is -0.7 percentage point.

Table 11 also shows that for the unemployment rate the effects from new population controls are about 0.1 percentage point for all demographic groups except teenagers. The total effects vary from 0.3 percentage point for adult men to 1.6 percentage points for teenagers. The effects from population controls are fairly stable over time so the annual average is similar to the population control effect for a given month; however, as the redesign effects vary from month to month, especially for Hispanics and teenagers, the annual average redesign effect may not be a good indicator of difference for a single month.

The total change for labor force participation rates in table 11 varies from -0.2 percentage point for adult men to 2.3 percentage points for teenagers and Hispanics. The effect due to population controls is largest for blacks. For the employment-population ratio, the total changes are larger for teenagers (about 1 percentage point, all attributed to the redesign) and Hispanics (0.8 percentage point from the redesign and 0.3 percentage point due to population controls). Again, the estimates of the redesign effects for teenagers and Hispanics have a high degree of month-to-month variability, primarily due to small sample sizes. For adult men and blacks, the total effect on the employment-population ratio is a decline of about one-half of one percentage point.

#### Effect on State and Area Estimates

Beginning with estimates for January 1994, State and area labor market statistics produced by BLS in cooperation with State Employment Security Agencies also reflect a number of important changes. Consistent with changes affecting the national data, these include:

- implementation of the CPS redesign, and
- introduction of 1990 census-based population controls (adjusted for the estimated population undercount).

In addition, the State and area labor market estimates are affected by:

- improved time-series models for the smaller States, and
- incorporation of selected 1990 census data in the geographic definition of labor market areas and in local area labor force estimation.

Each of these topics will be explained in a detailed article which will appear in the March 1994 issue of this publication.

#### Further Information

Additional information is available on all of the subjects covered in this article. Requests should be sent to: U.S. Bureau of Labor Statistics, Room 4675, 2 Massachusetts Avenue NE., Washington, DC 20212-0001. The telephone number is (202) 606-6378; Fax (202) 606-6426.



Table 10. Total effect of the adjusted 1990 census-based population controls and the redesign on selected labor force groups, 1993 annual averages

(Numbers in thousands)

Employment status and group	CPS		Parallel survey		Effect <sup>2</sup>		
	1980 census-based <sup>1</sup>	Adjusted 1990 census-based	1980 census-based	Adjusted 1990 census-based	Total (4-1)	Population controls (2-1)	Redesign (3-1)
	(1)	(2)	(3)	(4)	(5)	(6)	(7)
<b>TOTAL</b>							
Civilian noninstitutional population .....	193,550	194,805	193,550	194,805	1,255	1,255	0
Civilian labor force .....	128,103	129,240	128,965	130,103	2,000	1,137	862
Percent of population .....	66.2	66.3	66.6	66.8	.6	.2	.4
Employed .....	119,389	120,323	119,606	120,511	1,112	934	217
Employment-population ratio .....	61.7	61.8	61.8	61.9	.2	.1	.1
Unemployed .....	8,714	8,917	9,359	9,592	878	203	645
Unemployment rate .....	6.8	6.9	7.3	7.4	.6	.1	.5
<b>Men, 20 years and over</b>							
Civilian noninstitutional population .....	85,906	86,290	85,850	86,236	329	384	-56
Civilian labor force .....	66,077	66,680	65,599	66,197	120	604	-478
Percent of population .....	76.9	77.3	76.4	76.8	-2	.4	-.5
Employed .....	61,884	62,402	61,283	61,786	-97	519	-601
Employment-population ratio .....	72.0	72.3	71.4	71.7	-.4	.3	-.6
Unemployed .....	4,193	4,278	4,316	4,410	218	85	123
Unemployment rate .....	6.4	6.4	6.6	6.7	.3	.1	.2
<b>Women, 20 years and over</b>							
Civilian noninstitutional population .....	94,389	94,598	94,361	94,590	201	209	-28
Civilian labor force .....	55,184	55,379	56,162	56,363	1,178	195	978
Percent of population .....	58.5	58.5	59.5	59.6	1.1	.1	1.0
Employed .....	51,966	52,110	52,604	52,735	769	144	638
Employment-population ratio .....	55.1	55.1	55.8	55.8	.7	.0	.7
Unemployed .....	3,218	3,270	3,559	3,627	409	51	340
Unemployment rate .....	5.8	5.9	6.3	6.4	.6	.1	.5
<b>Both sexes, 16 to 19 years</b>							
Civilian noninstitutional population .....	13,254	13,916	13,338	13,979	725	662	84
Civilian labor force .....	6,842	7,180	7,203	7,543	701	338	361
Percent of population .....	51.6	51.6	54.0	54.0	2.3	.0	2.4
Employed .....	5,540	5,812	5,719	5,989	449	272	179
Employment-population ratio .....	41.8	41.8	42.9	42.8	1.1	.0	1.1
Unemployed .....	1,302	1,369	1,485	1,554	252	66	182
Unemployment rate .....	19.0	19.1	20.6	20.6	1.6	.0	1.6
<b>White</b>							
Civilian noninstitutional population .....	163,921	164,268	163,921	164,268	347	347	0
Civilian labor force .....	109,407	109,736	110,209	110,550	1,143	329	802
Percent of population .....	66.7	66.8	67.2	67.3	.6	.1	.5
Employed .....	102,891	103,114	103,267	103,482	592	223	376
Employment-population ratio .....	62.8	62.8	63.0	63.0	.2	.0	.2
Unemployed .....	6,516	6,622	6,942	7,067	551	106	426
Unemployment rate .....	6.0	6.0	6.3	6.4	.4	.1	.3
<b>Black</b>							
Civilian noninstitutional population .....	22,329	22,505	22,329	22,505	176	176	0
Civilian labor force .....	13,957	14,224	13,908	14,171	214	267	-49
Percent of population .....	62.5	63.2	62.3	63.0	.5	.7	-.2
Employed .....	12,148	12,370	11,923	12,133	-14	222	-225
Employment-population ratio .....	54.4	55.0	53.4	53.9	-.5	.6	-1.0
Unemployed .....	1,809	1,855	1,985	2,038	229	45	176
Unemployment rate .....	13.0	13.0	14.3	14.4	1.4	.1	1.3

Table 10. Total effect of the adjusted 1990 census-based population controls and the redesign on selected labor force groups, 1993 annual averages—Continued

(Numbers in thousands)

Employment status and group	CPS		Parallel survey		Effect <sup>2</sup>		
	1980 census-based <sup>1</sup>	Adjusted 1990 census-based	1980 census-based	Adjusted 1990 census-based	Total (4-1)	Population controls (2-1)	Redesign (3-1)
	(1)	(2)	(3)	(4)	(5)	(6)	(7)
<b>Hispanic origin</b>							
Civilian noninstitutional population .....	15,753	17,505	15,753	17,505	1,752	1,752	0
Civilian labor force .....	10,385	11,611	10,666	11,933	1,548	1,226	281
Percent of population .....	65.9	66.3	67.7	68.2	2.3	.4	1.8
Employed .....	9,285	10,370	9,412	10,528	1,243	1,085	127
Employment-population ratio .....	58.9	59.2	59.7	60.1	1.2	.3	.8
Unemployed .....	1,100	1,241	1,254	1,405	305	141	155
Unemployment rate .....	10.6	10.7	11.8	11.8	1.2	.1	1.2

<sup>1</sup> These estimates differ slightly from previously published 1993 averages because of the estimation procedure used.

<sup>2</sup> Changes in column 5 minus those in column 6 do not necessarily equal those in column 7 primarily because the population controls affected the CPS and the parallel survey estimates differently. Moreover, population estimates obtained from the two surveys do not always

agree due to slight differences in estimating procedures.

NOTE: Detail for the above race and Hispanic-origin groups will not sum to totals because data for the "other races" group are not presented and Hispanics are included in both the white and black population groups.

Table 11. Total effect of adjusted 1990 census-based population controls and the redesign on selected labor force ratios and rates, 1993 annual averages.

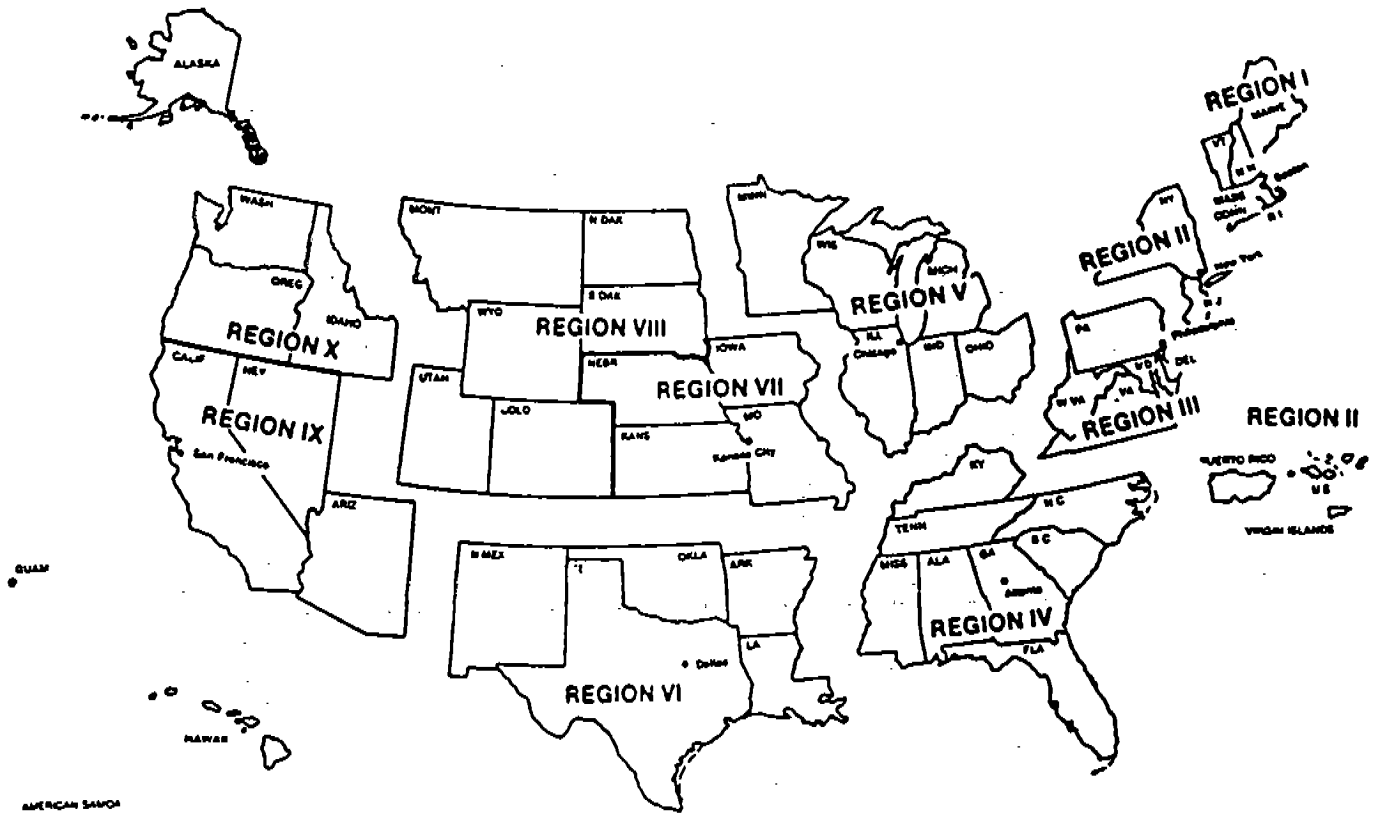
(Percent)

Category	CPS 1980 census-based <sup>1</sup>	Parallel survey, adjusted 1990 census-based	Effect <sup>2</sup>		
			Total	Population controls	Redesign
<b>Labor force participation rates</b>					
Total, 16 years and over .....	66.2	66.8	0.6	0.2	0.4
Men, 20 years and over .....	76.9	76.8	-.2	.4	-.5
Women, 20 years and over .....	58.5	59.6	1.1	.1	1.1
Both sexes, 16 to 19 years .....	51.6	54.0	2.3	.0	2.4
White .....	66.7	67.3	.6	.1	.5
Black .....	62.5	63.0	.5	.7	-.2
Hispanic origin .....	65.9	68.2	2.3	.4	1.8
<b>Employment-population ratios</b>					
Total, 16 years and over .....	61.7	61.9	.2	.1	.1
Men, 20 years and over .....	72.0	71.7	-.4	.3	-.7
Women, 20 years and over .....	55.1	55.8	.7	.0	.7
Both sexes, 16 to 19 years .....	41.8	42.8	1.1	.0	1.1
White .....	62.8	63.0	.2	.0	.2
Black .....	54.4	53.9	-.5	.6	-1.0
Hispanic origin .....	58.9	60.1	1.2	.3	.8
<b>Unemployment rates</b>					
Total, 16 years and over .....	6.8	7.4	.6	.1	.5
Men, 20 years and over .....	6.4	6.7	.3	.1	.2
Women, 20 years and over .....	5.8	6.4	.6	.1	.5
Both sexes, 16 to 19 years .....	19.0	20.6	1.6	.0	1.6
White .....	6.0	6.4	.4	.1	.3
Black .....	13.0	14.4	1.4	.1	1.3
Hispanic origin .....	10.6	11.8	1.2	.1	1.2

<sup>1</sup> These estimates differ slightly from previously published 1993 averages because of the estimation procedure used.

<sup>2</sup> The sum of the difference due to population controls and the redesign may not equal the total difference primarily due to rounding.

# Bureau of Labor Statistics Regional Offices



## Region I

1 Congress Street, 10th Floor  
Boston, MA 02114-2023  
Phone: (617) 565-2327

## Region II

Room 808  
201 Varick Street  
New York, NY 10014-4811  
Phone: (212) 337-2400

## Region III

3535 Market Street  
P.O. Box 13309  
Philadelphia, PA 19101-3309  
Phone: (215) 596-1154

## Region IV

1371 Peachtree Street, N.E.  
Atlanta, GA 30367-2302  
Phone: (404) 347-4416

## Region V

9th Floor  
Federal Office Building  
230 S. Dearborn Street  
Chicago, IL 60604-1595  
Phone: (312) 353-1880

## Region VI

Federal Building  
525 Griffin Street, Room 221  
Dallas, TX 75202-5028  
Phone: (214) 767-6970

## Regions VII and VIII

911 Walnut Street  
Kansas City, MO 64106-2009  
Phone: (816) 426-2481

## Regions IX and X

71 Stevenson Street  
P.O. Box 193766  
San Francisco, CA 94119-3766  
Phone: (415) 744-6600

## ATTACHMENT 6

### HOW TO USE THE RECORD LAYOUT

Data users familiar with the CPS data files in prior years will see many similarities between the format of this file and those files released before January 1994. As in the past, there are numeric locations on the file which correspond to each variable. There is only one record layout which contains the variables for children, adults, and armed forces members. In prior years, each type of person had a separate record layout.

#### Item Naming Conventions

- ◆ The first character of each variable name is one of the following:

H - Household item

G - Geography item

\* P - Person item (includes adult items, child items, and armed forces items)

\* There is no need to distinguish adult, child, and armed forces items in the variable names in the new system. The recode **PRPERTYP** (located in positions 161-162) tells you what category the person is in.

- ◆ The second character of each variable name is one of the following:

E - Edited item

U - Unedited item


X - Allocation flag (see Attachment 17 for more information)

W - Weight

R - Recode

- ◆ The remaining characters describe the variable.

- ◆ For multiple entry items, the file contains a separate variable for each possible response. Each item has the same descriptive name but a number is added as the last digit. For example, Question 22A allows separate entries for up to 6 job search methods. The item names are **PELKM1** (this item is edited), **PULKM2**, (this item is unedited), **PULKM3**, etc. These items are located in positions 296-307 of the record layout.



## ATTACHMENT 7

### CHANGES TO CPS PUBLIC USE FILES EFFECTIVE SEPTEMBER 1995

Effective September 1995, a number of revisions were made to the CPS public use files. Most were related to the recent phase-in of a new sample based on the results of the 1990 Census. This phase-in was completed in June 1995. Part of this changeover was the use of new metropolitan area definitions based on the results of the 1990 Decennial Census in selecting the new sample. As such, beginning in September 1995, metropolitan area definitions effective June 30, 1993 will be identified subject to confidentiality restrictions on the CPS public use files. The new variables and their locations are given below.

Concurrent with this revision, several other changes were made to the CPS public use files. The most important of these was the creation of a new set of household identification numbers for the September forward files. Bureau of the Census confidentiality restrictions require that we preclude the possibility of matching any households from data files before and after the September 1995 date. In conjunction with this, the Bureau revised its sample household numbering scheme. These two considerations resulted in the creation of a 15 character household identification number. The location of this number is now in characters 1-15 (previously 1-12) of all non-March files and characters 344-358 (previously 320-331) on the March files.

Also, on non-March files, the following variables changed locations:

Name	Location	
	Old	New
HUINNTYP	13-14	16-17
HULENSEC	15-19	109-113

The other change involves the suppression of several 3-digit occupation codes. Specifically, Codes 003 and 016 (legislators and postmasters, respectively) are collapsed into Code 022, (managers and administrators, N.E.C.) Also, Code 179, (judges) was collapsed into Code 178, (lawyers). None of the changes affected any of the occupation recodes.

Geographic Variable	NON-MARCH LOCATIONS		MARCH LOCATIONS	
	Prior to September 1995	September 1995 and Forward	Prior to September 1995	March 1996 and Forward
MSA/PMSA FIPS CODE	96-99	97-100	44-47	44-47
CMSA FIPS CODE	94-95	95-96	53-54*	53-54
METROPOLITAN/ NON- METROPOLITAN STATUS	107-108	105	57	57
CENTRAL CITY/BALANCE STATUS	111-112	104	58	58
MSA/PMSA SIZE	N/A	107	56*	56
CMSA/MSA SIZE	103-104	108	55*	55
INDIVIDUAL CENTRAL CITY CODE	109-110	106	285	285
FIPS COUNTY CODE	N/A	101-103	N/A	50-52

\*NOT ON THE MARCH 1995 FILE

## ATTACHMENT 8

### Basic Current Population Survey Record Layout

STARTING SEPTEMBER 1995

NAME	SIZE	DESCRIPTION	LOCATION
------	------	-------------	----------

All items, except those with one character, also can have values of -1, -2, or -3 even if such values are not listed in the documentation. The meanings of these values are as follows:

- 1 = Blank or not in universe
- 2 = Don't know
- 3 = Refused

Most edited items (E or R) in the second character of the item name also can be blank. This means that the record was not in universe for that item.

#### A1. HOUSEHOLD INFORMATION

HRHHID	15	HOUSEHOLD IDENTIFIER	1 - 15
		EDITED UNIVERSE: ALL HHL'D's IN SAMPLE	
HUINNTYP	2	TYPE OF INTERVIEW	16 - 17
		VALID ENTRIES	
		0 = Noninterview or indeterminate	
		1 = Personal	
		2 = Telephone	
FILLER	2		18 - 19
HUPRSCNT	2	NUMBER OF ACTUAL AND ATTEMPTED PERSONAL CONTACTS	20 - 21
		VALID ENTRIES	
		1 = Min Value	
		9 = Max Value	
HURESPLI	2	LINE NUMBER OF THE CURRENT RESPONDENT	22 - 23
		VALID ENTRIES	
		0 = Min Value	
		99 = Max Value	



NAME	SIZE	DESCRIPTION	LOCATION
HUFINAL	3	FINAL OUTCOME CODE	24 - 26

Outcome Codes Between 001 And 200 Are For CATI.  
All Other Outcome Codes Are For CAPI.

VALID ENTRIES

- 000 = New Interview - Not Contacted
- 001 = Fully Complete CATI Interview
- 002 = Partially Completed CATI Interview
- 005 = Labor Force Complete, Supplement Incomplete - CATI
- 024 = HH Occupied Entirely By Armed Forces Members
- 115 = Partial Interview With Callback Planned - CATI
- 200 = New Interview - Contacted
- 201 = CAPI Complete
- 202 = Callback Needed
- 203 = Sufficient Partial - Precloseout
- 204 = Sufficient Partial - At Closeout
- 205 = Labor Force Complete, - Suppl. Incomplete - CAPI
- 210 = CAPI Complete Reinterview
- 216 = No One Home
- 217 = Temporarily Absent
- 218 = Refused
- 219 = Other Occupied - Specify
- 224 = Armed Forces Occupied Or Under Age 14
- 225 = Temp. Occupied W/persons With Ure
- 226 = Vacant Regular
- 227 = Vacant - Storage Of Hhld Furniture
- 228 = Unfit, To Be Demolished
- 229 = Under Construction, Not Ready
- 230 = Converted To Temp Business Or Storage
- 231 = Unoccupied Tent Or Trailer Site
- 232 = Permit Granted - Construction Not Started
- 233 = Other - Specify
- 240 = Demolished
- 241 = House Or Trailer Moved
- 242 = Outside Segment
- 243 = Converted To Perm. Business Or Storage
- 244 = Merged
- 245 = Condemned
- 246 = Built After April 1, 1980
- 247 = Unused Serial No./listing Sheet Line
- 248 = Other - Specify

HUSPNISH	2	IS SPANISH THE ONLY LANGUAGE SPOKEN BY ALL MEMBERS OF THIS HOUSEHOLD WHO ARE 15 YEARS OF AGE OR OLDER?	27 - 28
----------	---	--	---------

VALID ENTRIES

- 1 = Spanish Only Language Spoken

NAME	SIZE	DESCRIPTION	LOCATION
HETENURE	2	ARE YOUR LIVING QUARTERS... (READ ANSWER CATEGORIES)  EDITED UNIVERSE: HPRINTSTA = 1 OR HUTYPB = 1-3  VALID ENTRIES  1 = Owned Or Being Bought By A HH Member 2 = Rented For Cash 3 = Occupied Without Payment Of Cash Rent	29 - 30
HEHOUSUT	2	TYPE OF HOUSING UNIT  EDITED UNIVERSE: ALL HHLDS IN SAMPLE  VALID ENTRIES  0 = Other Unit 1 = House, Apartment, Flat 2 = Hu In Nontransient Hotel, Motel, Etc. 3 = Hu Permanent In Transient Hotel, Motel 4 = Hu In Rooming House 5 = Mobile Home Or Trailer W/no Perm. Room Added 6 = Mobile Home Or Trailer W/1 Or More Perm. Rooms Added 7 = Hu Not Specified Above 8 = Quarters Not Hu In Rooming Or Brding Hs 9 = Unit Not Perm. In Transient Hotl, Motl 10 = Unoccupied Tent Site Or Trlr Site 11 = Student Quarters In College Dorm 12 = Other Unit Not Specified Above	31 - 32
HETELHHD	2	IS THERE A TELEPHONE IN THIS HOUSE/APARTMENT?  EDITED UNIVERSE: HPRINTSTA = 1  VALID ENTRIES  1 = Yes 2 = No	33 - 34
HETELAVL	2	IS THERE A TELEPHONE ELSEWHERE ON WHICH PEOPLE IN THIS HOUSEHOLD CAN BE CONTACTED?  EDITED UNIVERSE: HETELHHD = 2  VALID ENTRIES  1 = Yes 2 = No	35 - 36

NAME	SIZE	DESCRIPTION	LOCATION
HEPHONEO	2	IS A TELEPHONE INTERVIEW ACCEPTABLE?  EDITED UNIVERSE: HETELHHD = 1 OR HETELAVL = 1  VALID ENTRIES  1 = Yes 2 = No	37 - 38
HUFAMINC	2	FAMILY INCOME (COMBINED INCOME OF ALL FAMILY MEMBERS DURING THE LAST 12 MONTHS. INCLUDES MONEY FROM JOBS, NET INCOME FROM BUSINESS, FARM OR RENT, PENSIONS, DIVIDENDS, INTEREST, SOCIAL SECURITY PAYMENTS AND ANY OTHER MONEY INCOME RECEIVED BY FAMILY MEMBERS WHO ARE 15 YEARS OF AGE OR OLDER.)  VALID ENTRIES1  1 = Less Than \$5,000 2 = 5,000 to 7,499 3 = 7,500 to 9,999 4 = 10,000 to 12,499 5 = 12,500 to 14,999 6 = 15,000 to 19,999 7 = 20,000 to 24,999 8 = 25,000 to 29,999 9 = 30,000 to 34,999 10 = 35,000 to 39,999 11 = 40,000 to 49,999 12 = 50,000 to 59,999 13 = 60,000 to 74,999 14 = 75,000 or More	39 - 40
HUTYPEA	2	TYPE A NONINTERVIEW REASON  VALID ENTRIES  1 = No One Home (Noh) 2 = Temporarily Absent (Ta) 3 = Refused (Ref) 4 = Other Occupied - Specify	41 - 42
HUTYPB	2	TYPE B NON-INTERVIEW REASON  VALID ENTRIES  1 = Vacant Regular 2 = Temporarily Occupied By Persons W/ Ure 3 = Vacant-storage Of Hhld Furniture 4 = Unfit Or To Be Demolished 5 = Under Construction, Not Ready 6 = Converted To Temp Business Or Storage 7 = Unoccupied Tent Site Or Trailer Site 8 = Permit Granted Construction Not Started 9 = Other Type B - Specify	43 - 44

NAME	SIZE	DESCRIPTION	LOCATION
HUTYPC	2	TYPE C NON-INTERVIEW REASON	45 - 46
		VALID ENTRIES	
		1 = Demolished	
		2 = House Or Traller Moved	
		3 = Outside Segment	
		4 = Converted To Perm. Business Or Storage	
		5 = Merged	
		6 = Condemned	
		8 = Unused Line Of Listing Sheet	
		9 = Other - Specify	
HWHHWGT	10	HOUSEHOLD WEIGHT (4 IMPLIED DECIMAL PLACES) USED FOR TALLYING HOUSEHOLD CHARACTERISTICS	47 - 56
		EDITED UNIVERSE: HRINTSTA = 1	
HRINTSTA	2	INTERVIEW STATUS	57 - 58
		EDITED UNIVERSE: ALL HHLDs IN SAMPLE	
		VALID ENTRIES	
		1 = Interview	
		2 = Type A Non-Interview	
		3 = Type B Non-Interview	
		4 = Type C Non-Interview	
HRNUMHOU	2	TOTAL NUMBER OF PERSONS LIVING IN THE HOUSEHOLD (HOUSEHOLD MEMBERS).	59 - 60
		EDITED UNIVERSE: ALL HHLDs IN SAMPLE	
		VALID ENTRIES	
		0 = Min Value	
		16 = Max Value	
HRHTYPE	2	HOUSEHOLD TYPE	61 - 62
		EDITED UNIVERSE: ALL HHLDs IN SAMPLE	
		VALID ENTRIES	
		0 = Non-Interview Household	
		1 = Husband/Wife Primary Family (Neither AF)	
		2 = Husb/Wife Prim. Family (Either/Both AF)	
		3 = Unmarried Civilian Male-Prim. Fam Hhlder	
		4 = Unmarried Civ. Female-Prim Fam Hhlder	
		5 = Primary Family Hhlder-Rp In AF, Unmar.	
		6 = Civilian Male Primary Individual	
		7 = Civilian Female Primary Individual	
		8 = Primary Individual Hhld-Rp In AF	
		9 = Group Quarters With Family	
		10 = Group Quarters Without Family	

NAME	SIZE	DESCRIPTION	LOCATION
HRMIS	2	MONTH-IN-SAMPLE  EDITED UNIVERSE: ALL HHLDs IN SAMPLE  VALID ENTRIES  1 = Min Value 8 = Max Value	63 - 64
HRMONTH	2	MONTH OF INTERVIEW  EDITED UNIVERSE: ALL HHLDs IN SAMPLE  VALID ENTRIES  01 = Min Value 12 = Max Value	65 - 66
HRYEAR	2	YEAR OF INTERVIEW  EDITED UNIVERSE: ALL HHLDs IN SAMPLE  VALID ENTRIES  0 = Min Value 99 = Max Value	67 - 68
HRLONGLK	2	LONGITUDINAL LINK INDICATOR  EDITED UNIVERSE: ALL HHLDs IN SAMPLE  VALID ENTRIES  0 = Mis 1 or Replacement HH (No Link) 2 = Mis 2-4 or Mis 6-8 3 = Mis 5	69 - 70
HRSAMPLE	4	SAMPLE IDENTIFIER  EDITED UNIVERSE: ALL HHLDs IN SAMPLE  VALID ENTRIES  1st Digit - A-Z Digits 2-4 - 000-999	71 - 74
HRSERSUF	2	SERIAL SUFFIX IDENTIFIES EXTRA UNITS  EDITED UNIVERSE: ALL HHLDs IN SAMPLE  VALID ENTRIES  A-Z	75 - 76

NAME	SIZE	DESCRIPTION	LOCATION
HUHHNUM	2	Household Number  The Initial Household Receives A Value Of 1, And Subsequent Replacement Households Increase The Value By 1.  VALID ENTRIES  01 = Min Value 08 = Max Value	77 - 78
HUBUS	2	DOES ANYONE IN THIS HOUSEHOLD HAVE A BUSINESS OR A FARM?  VALID ENTRIES  1 = Yes 2 = No	79 - 80
HUBUSL1	2	ENTER LINE NUMBER FOR HUBUS = 1  VALID ENTRIES  01 = Min Value 99 = Max Value	81 - 82
HUBUSL2	2	See BUSL1  VALID ENTRIES  1 = Min Value 99 = Max Value	83 - 84
HUBUSL3	2	See BUSL1  VALID ENTRIES  1 = Min Value 99 = Min Value	85 - 86
HUBUSL4	2	See BUSL1  VALID ENTRIES  1 = Min Value 99 = Max Value	87 - 88

NAME	SIZE	DESCRIPTION	LOCATION
------	------	-------------	----------

A2. GEOGRAPHIC INFORMATION

GEREG	2	REGION	89 - 90
-------	---	--------	---------

EDITED UNIVERSE: ALL HHLD's IN SAMPLE

VALID ENTRIES

- 1 = Northeast
- 2 = Midwest (Formerly North Central)
- 3 = South
- 4 = West

GESTCEN	2	CENSUS STATE CODE	91 - 92
---------	---	-------------------	---------

EDITED UNIVERSE: ALL HHLD's IN SAMPLE

VALID ENTRIES

- |         |         |         |
|---------|---------|---------|
| 11 = ME | 51 = DE | 85 = NM |
| 12 = NH | 52 = MD | 86 = AZ |
| 13 = VT | 53 = DC | 87 = UT |
| 14 = MA | 54 = VA | 88 = NV |
| 15 = RI | 55 = WV | 91 = WA |
| 16 = CT | 56 = NC | 92 = OR |
| 21 = NY | 57 = SC | 93 = CA |
| 22 = NJ | 58 = GA | 94 = AK |
| 23 = PA | 59 = FL | 95 = HI |
| 31 = OH | 61 = KY |         |
| 32 = IN | 62 = TN |         |
| 33 = IL | 63 = AL |         |
| 34 = MI | 64 = MS |         |
| 35 = WI | 71 = AR |         |
| 41 = MN | 72 = LA |         |
| 42 = IA | 73 = OK |         |
| 43 = MO | 74 = TX |         |
| 44 = ND | 81 = MT |         |
| 45 = SD | 82 = ID |         |
| 46 = NE | 83 = WY |         |
| 47 = KS | 84 = CO |         |

GESTFIPS	2	FEDERAL INFORMATION PROCESSING STANDARDS (FIPS) STATE CODE	93 - 94
----------	---	---	---------

EDITED UNIVERSE: ALL HHLD's IN SAMPLE

VALID ENTRIES

- |         |         |
|---------|---------|
| 01 = AL | 12 = FL |
| 02 = AK | 13 = GA |
| 04 = AZ | 15 = HI |
| 05 = AR | 16 = ID |
| 06 = CA | 17 = IL |
| 08 = CO | 18 = IN |
| 09 = CT | 19 = IA |
| 10 = DE | 20 = KS |
| 11 = DC | 21 = KY |

NAME	SIZE	DESCRIPTION	LOCATION
------	------	-------------	----------

22 = LA	39 = OH
23 = ME	40 = OK
24 = MD	41 = OR
25 = MA	42 = PA
26 = MI	44 = RI
27 = MN	45 = SC
28 = MS	46 = SD
29 = MO	47 = TN
30 = MT	48 = TX
31 = NE	49 = UT
32 = NV	50 = VT
33 = NH	51 = VA
34 = NJ	53 = WA
35 = NM	54 = WV
36 = NY	55 = WI
37 = NC	56 = WY
38 = ND	

GECMSA	2	CMSA FIPS CODE	95 - 96
--------	---	----------------	---------

EDITED UNIVERSE: ALL HHLD's IN SAMPLE

VALID ENTRIES

00 = Not Identified Or Nonmetropolitan  
 07 = Min Value  
 97 = Max Value

SPECIFIC CMSA CODE (SEE ATTACHMENT 13)

GEMSA	4	MSA/PMSA FIPS CODE	97 - 100
-------	---	--------------------	----------

EDITED UNIVERSE: ALL HHLD's IN SAMPLE

VALID ENTRIES

0000 Identified Or Nonmetropolitan  
 0080 Min Value  
 9360 Max Value

SPECIFIC MSA/PMSA CODE (SEE ATTACHMENT 13)

GECO	3	FIPS COUNTY CODE	101 - 103
------	---	------------------	-----------

EDITED UNIVERSE: ALL HHLD's IN SAMPLE

VALID ENTRIES

000 = Not Identified  
 001-810 = Specific County Code (See Attachment 13)  
 Note: This Code Must Be Used In Combination  
 With A State Code (Gestfips or Gestcen) In  
 Order To Uniquely Identify A County.



NAME	SIZE	DESCRIPTION	LOCATION
GEMSAST	1	CENTRAL CITY/BALANCE STATUS	104 - 104
		EDITED UNIVERSE: ALL HHLD's IN SAMPLE	
		VALID ENTRIES	
		1 = Central City	
		2 = Balance	
		3 = Nonmetropolitan	
		4 = Not Identified	
GEMETSTA	1	METROPOLITAN STATUS	105 - 105
		EDITED UNIVERSE: ALL HHLD's IN SAMPLE	
		VALID ENTRIES	
		1 = Metropolitan	
		2 = Nonmetropolitan	
		3 = Not Identified	
GEINDVCC	1	INDIVIDUAL CENTRAL CITY	106 - 106
		EDITED UNIVERSE: ALL HHLD's IN SAMPLE	
		VALID ENTRIES	
		0 = Not Identified, Nonmetropolitan, or Not A Central City	
		1-4 = Specific Central City Code (See Attachment 13) Note: Whenever Possible This Code Identifies Specific Central Cities In An MSA/PMSA That Have Multiple Central Cities. This Code Must Be Used In Combination With The MSA/PMSA Fips Code (Gemsa) In Order To Uniquely Identify A Specific City.	
GEMSASZ	1	CMSA/PMSA SIZE	107 - 107
		EDITED UNIVERSE: ALL HHLD's IN SAMPLE	
		VALID ENTRIES	
		0 = Not Identified Or Nonmetropolitan	
		2 = 100,000 - 249,999	
		3 = 250,000 - 499,999	
		4 = 500,000 - 999,999	
		5 = 1,000,000 - 2,499,999	
		6 = 2,500,000 - 4,999,999	
		7 = 5,000,000 +	

NAME	SIZE	DESCRIPTION	LOCATION
GECMSASZ	1	CMSA/MSA SIZE  EDITED UNIVERSE: ALL HHLD's IN SAMPLE  VALID ENTRIES  0 = Not Identified Or Nonmetropolitan 2 = 100,000 - 249,999 3 = 250,000 - 499,999 4 = 500,000 - 999,999 5 = 1,000,000 - 2,499,999 6 = 2,500,000 - 4,999,999 7 = 5,000,000+	108 - 108
HULENSEC	5	CUMULATIVE INTERVIEW TIME IN SECONDS  EDITED UNIVERSE: ALL HHLD's IN SAMPLE  VALID ENTRIES  00000 Min Value 99999 Max Value  A3. PERSONS INFORMATION DEMOGRAPHIC ITEMS	109 - 113
PROLDRRP	2	RELATIONSHIP TO REFERENCE PERSON (RECODE)  EDITED UNIVERSE: PRPERTYP = 1, 2, OR 3  VALID ENTRIES  01 = Ref Pers With Other Relatives In HH 02 = Ref Pers With No Other Relatives In HH 03 = Spouse 04 = Child 05 = Grandchild 06 = Parent 07 = Brother/Sister 08 = Other Relative 09 = Foster Child 10 = Non-Rel Of Ref Per W/Own Rels In HH 11 = Partner/roommate 12 = Non-Rel Of Ref Per W/No Own Rels In HH  SEE LOCATION 118 - 119 FOR AN UNCOLLAPSED VERSION	114 - 115
PUPELIG	2	INTERVIEW STATUS OF EACH PERSON IN THE HOUSEHOLD  VALID ENTRIES  1 = Eligible For Interview 2 = Labor Force Fully Complete 3 = Missing Labor Force Data For Person 4 = (Not Used)	116 - 117

NAME	SIZE	DESCRIPTION	LOCATION
------	------	-------------	----------

- 5 = Assigned If Age Is Blank
- 6 = Armed Forces Member
- 7 = Under 15 Years Old
- 8 = Not a HH Member
- 9 = Deleted
- 10 = Deceased
- 11 = End Of List
- 12 = After End Of List

PERRP	2	RELATIONSHIP TO REFERENCE PERSON	118 - 119
-------	---	----------------------------------	-----------

EDITED UNIVERSE: PRPERTYP = 1, 2, OR 3

VALID ENTRIES

EXPANDED RELATIONSHIP CATEGORIES

- 01 = Reference Person W/Rels.
- 02 = Reference Person W/O Rels.
- 03 = Spouse
- 04 = Child
- 05 = Grandchild
- 06 = Parent
- 07 = Brother/Sister
- 08 = Other Rel. Or Ref. Person
- 09 = Foster Child
- 10 = Nonrel. Of Ref. Person W/Rels.
- 11 = Not Used
- 12 = Nonrel. Of Ref. Person W/O Rels.
- 13 = Unmarried Partner W/Rels.
- 14 = Unmarried Partner W/Out Rels.
- 15 = Housemate/Roommate W/Rels.
- 16 = Housemate/Roommate W/Out Rels.
- 17 = Roomer/Boarder W/Rels.
- 18 = Roomer/Boarder W/Out Rels.

SEE LOCATION 114 - 115 FOR THE COLLAPSED VERSION

PEPARENT	2	LINE NUMBER OF PARENT	120 - 121
----------	---	-----------------------	-----------

EDITED UNIVERSE: EVERY PERSON

VALID ENTRIES

- 1 = No Parent
- 01 = Min Value
- 99 = Max Value

NAME	SIZE	DESCRIPTION	LOCATION
PEAGE	2	PERSONS AGE AS OF THE END OF SURVEY WEEK	122 - 123
		EDITED UNIVERSE: PRPERTYP = 1, 2, OR 3	
		VALID ENTRIES	
		0 = Min Value	
		90 = Max Value	
PTAGE	1	TOP CODE FOR AGE	124 - 124
		VALID ENTRIES	
		0 = No Top Code	
		1 = Top Coded Value For Age	
BEGINS IN APRIL 1996			
PEMARITL	2	MARITAL STATUS	125 - 126
		EDITED UNIVERSE: PEAGE >= 15	
		VALID ENTRIES	
		1 = Married - Spouse Present	
		2 = Married - Spouse Absent	
		3 = Widowed	
		4 = Divorced	
		5 = Separated	
		6 = Never Married	
PESPOUSE	2	LINE NUMBER OF SPOUSE	127 - 128
		EDITED UNIVERSE: PEMARITL = 1	
		VALID ENTRIES	
		-1 = No Spouse	
		01 = Min Value	
		99 = Max Value	
PESEX	2	SEX	129 - 130
		EDITED UNIVERSE: PRPERTYP = 1, 2, OR 3	
		VALID ENTRIES	
		1 = Male	
		2 = Female	

NAME	SIZE	DESCRIPTION	LOCATION
PUAFEVER	2	DID YOU EVER SERVE ON ACTIVE DUTY IN THE U.S. ARMED FORCES?	131 - 132
		VALID ENTRIES	
		1 = Yes	
		2 = No	
PEAFWHEN	2	WHEN DID YOU SERVE?	133 - 134
		EDITED UNIVERSE: PRPERTYP = 2	
		VALID ENTRIES	
		1 = Vietnam Era (8/64-4/75)	
		2 = Korean War (6/50-1/55)	
		3 = World War II (9/40-7/47)	
		4 = World War I (4/17-11/18)	
		5 = Other Service (All Other Periods)	
		6 = Nonveteran	
PEAFNOW	2	ARE YOU NOW IN THE ARMED FORCES	135 - 136
		EDITED UNIVERSE: PRPERTYP = 2 OR 3	
		VALID ENTRIES	
		1 = Yes	
		2 = No	
PEEDUCA	2	HIGHEST LEVEL OF SCHOOL COMPLETED OR DEGREE RECEIVED	137 - 138
		EDITED UNIVERSE: PRPERTYP = 2 OR 3	
		VALID ENTRIES	
		31 = Less Than 1st Grade	
		32 = 1st, 2nd, 3rd Or 4th Grade	
		33 = 5th Or 6th Grade	
		34 = 7th Or 8th Grade	
		35 = 9th Grade	
		36 = 10th Grade	
		37 = 11th Grade	
		38 = 12th Grade No Diploma	
		39 = High School Grad-Diploma Or Equiv (Ged)	
		40 = Some College But No Degree	
		41 = Associate Degree-Occupational/Vocational	
		42 = Associate Degree-Academic Program	
		43 = Bachelor's Degree (Ex: Ba, Ab, Bs)	
		44 = Master's Degree (Ex: Ma, Ms, Meng, Med, Msw)	
		45 = Professional School Deg (Ex: Md, Dds, Dvm)	
		46 = Doctorate Degree (Ex: Phd, Edd)	

NAME	SIZE	DESCRIPTION	LOCATION
PERACE	2	RACE	139 - 140
		EDITED UNIVERSE: PRPERTYP = 1, 2, OR 3	
		VALID ENTRIES	
		1 = White	
		2 = Black	
		3 = American Indian, Aleut, Eskimo	
		4 = Asian Or Pacific Islander	
		5 = Other - Specify (Delete January 1996)	
PRORIGIN	2	ORIGIN OR DESCENT	141 - 142
		EDITED UNIVERSE: PRPERTYP = 1, 2, OR 3	
		VALID ENTRIES	
		01 = Mexican American	
		02 = Chicano	
		03 = Mexican (Mexicano)	
		04 = Puerto Rican	
		05 = Cuban	
		06 = Central Or South American	
		07 = Other Spanish	
		08 = All Other	
		09 = Don't Know	
		10 = NA	
PUCHINHH	2	CHANGE IN HOUSEHOLD COMPOSITION	143 - 144
		VALID ENTRIES	
		1 = Person Added	
		2 = Person Added - Ure	
		3 = Person Undeleted	
		4 = Person Died	
		5 = Deleted For Reason Other Than Death	
		6 = Person Joined Armed Forces	
		7 = Person No Longer In AF	
		9 = Change In Demographic Information	
PUREFLG	2	FLAG FOR RELATIONSHIP TO THE OWNER OF A BUSINESS.	145 - 146
		VALID ENTRIES	
		0 = Not Owner Or Related To Owner	
		1 = Owner Of Bus Or Related To Owner Of Bus	
PULINENO	2	PERSON'S LINE NUMBER	147 - 148
		VALID ENTRIES	
		01 = Min Value	
		99 = Max Value	

NAME	SIZE	DESCRIPTION	LOCATION
FILLER	2		149 - 150
PRFAMNUM	2	FAMILY NUMBER RECODE	151 - 152

EDITED UNIVERSE: PRPERTYP = 1, 2, OR 3 .

VALID ENTRIES

- 00 = Not A Family Member
- 01 = Primary Family Member Only
- 02 = Subfamily No. 2 Member
- 03 = Subfamily No. 3 Member
- 04 = Subfamily No. 4 Member
- 05 = Subfamily No. 5 Member
- 06 = Subfamily No. 6 Member
- 07 = Subfamily No. 7 Member
- 08 = Subfamily No. 8 Member
- 09 = Subfamily No. 9 Member

NAME	SIZE	DESCRIPTION	LOCATION
PRHSPNON	2	HISPANIC OR NON-HISPANIC EDITED UNIVERSE: PRPERTYP = 1, 2, OR 3 VALID ENTRIES 1 = Hispanic 2 = Non-Hipsanic	157 - 158
PRMARSTA	2	MARITAL STATUS BASED ON ARMED FORCES PARTICIPATION EDITED UNIVERSE: PRPERTYP = 2 OR 3 VALID ENTRIES 1 = Married, Civillian Spouse Present 2 = Married, Armed Forces Spouse Present 3 = Married, Spouse Absent (Exc. Separated) 4 = Widowed 5 = Divorced 6 = Separated 7 = Never Married	159 - 160
PRPERTYP	2	TYPE OF PERSON RECORD RECODE EDITED UNIVERSE: ALL HOUSEHOLD MEMBERS VALID ENTRIES 1 = Child Household Member 2 = Adult Civillian Household Member 3 = Adult Armed Forces Household Member	161 - 162
PENATVTY *	3	COUNTRY OF BIRTH EDITED UNIVERSE: PRPERTYP = 1, 2, OR 3 VALID ENTRIES 057 = United States 072 = Puerto Rico 096 = U.S. Outlying Area 100-554 = Foreign Country Or At Sea 555 = Abroad, Country Not Known	163 - 165
PEMNTVTY *	3	MOTHER'S COUNTRY OF BIRTH EDITED UNIVERSE: PRPERTYP = 1, 2, OR 3 VALID ENTRIES 057 = United States 072 = Puerto Rico 096 = U.S. Outlying Area	166 - 168

\* See User Note 1



NAME	SIZE	DESCRIPTION	LOCATION
		100-554 = Foreign Country Or At Sea 555 = Abroad, Country Not Known	
PEFNTVTY *	3	FATHER'S COUNTRY OF BIRTH	169 - 171
		EDITED UNIVERSE: PRPERTYP = 1, 2, OR 3	
		VALID ENTRIES	
		057 = United States 072 = Puerto Rico 096 = U.S. Outlying Area 100-554 = Foreign Country Or At Sea 555 = Abroad, Country Not Known	
PRCITSHP	2	CITIZENSHIP STATUS	172 - 173
		EDITED UNIVERSE: PRPERTYP = 1, 2, OR 3	
		VALID ENTRIES	
		1 = Native, Born In The United States 2 = Native, Born In Puerto Rico or U.S. Outlying Area 3 = Native, Born Abroad Of American Parent Or Parents 4 = Foreign Born, U.S. Citizen By Naturalization 5 = Foreign Born, Not A Citizen Of The United States	
PRCITFLG	2	CITIZENSHIP ALLOCATION FLAG	174 - 175
		EDITED UNIVERSE: PRPERTYP = 1, 2, OR 3	
		(See Allocation Flags Attachment for values of Allocation Flags) Placed in this position because naming convention is different from all other allocation flags.	
PRINUSYR	2	IMMIGRANT'S YEAR OF ENTRY	176 - 177
		EDITED UNIVERSE: PRCITSHP = 2, 3, 4, OR 5	
		VALID ENTRIES	
		-1 = Not In Universe (Born In U.S.) 00 = Not Foreign Born 01 = Before 1950 02 = 1950-1959 03 = 1960-1964 04 = 1965-1969 05 = 1970-1974 06 = 1975-1979 07 = 1980-1981 08 = 1982-1983 09 = 1984-1985 10 = 1986-1987 11 = 1988-1989 12 = 1990-1991 13 = 1992-1995	

\* See User Note 1

NAME	SIZE	DESCRIPTION	LOCATION
------	------	-------------	----------

STARTING JANUARY 1996

13 = 1992-1993  
14 = 1994-1996

STARTING JANUARY 1997

14 = 1994-1997

STARTING JANUARY 1998

14 = 1994-1995  
15 = 1996-1998

A4. PERSONS INFORMATION LABOR FORCE ITEMS

PUSLFPRX	2	LABOR FORCE INFORMATION COLLECTED BY SELF OR PROXY RESPONSE	178 - 179
----------	---	---	-----------

VALID ENTRIES

1 = Self  
2 = Proxy  
3 = Both Self And Proxy

PEMLR	2	MONTHLY LABOR FORCE RECODE EDITED UNIVERSE: PRPERTYP = 2	180 - 181
-------	---	--	-----------

VALID ENTRIES

1 = Employed-At Work  
2 = Employed-Absent  
3 = Unemployed-On Layoff  
4 = Unemployed-Looking  
5 = Not In Labor Force-Retired  
6 = Not In Labor Force-Disabled  
7 = Not In Labor Force-Other

PUWK	2	LAST WEEK, DID YOU DO ANY WORK FOR (EITHER) PAY (OR PROFIT)?	182 - 183
------	---	--	-----------

VALID ENTRIES

1 = Yes  
2 = No  
3 = Retired  
4 = Disabled  
5 = Unable To Work

PUBUS1	2	LAST WEEK, DID YOU DO ANY UNPAID WORK IN THE FAMILY BUSINESS OR FARM?	184 - 185
--------	---	---	-----------

VALID ENTRIES

1 = Yes  
2 = No

NAME	SIZE	DESCRIPTION	LOCATION
PUBUS2OT	2	DO YOU RECEIVE ANY PAYMENTS OR PROFITS FROM THE BUSINESS?	186 - 187
		VALID ENTRIES	
		1 = Yes 2 = No	
PUBUSCK1	2	CHECK ITEM 1 FILTER FOR QUESTIONS ON UNPAID WORK	188 - 189
		VALID ENTRIES	
		1 = Goto PUBUS1 2 = Goto PURETCK1	
PUBUSCK2	2	CHECK ITEM 2 Skips owners of family business who did not work last week	190 - 191
		VALID ENTRIES	
		1 = Goto PUHRUSL1 2 = Goto PUBUS2	
PUBUSCK3	2	CHECK ITEM 3	192 - 193
		VALID ENTRIES	
		1 = Goto PUABSRSN 2 = Goto PULAY	
PUBUSCK4	2	CHECK ITEM 4	194 - 195
		VALID ENTRIES	
		1 = Goto PUHURSL1 2 = Goto PUABSPD	
PURETOT	2	RETIREMENT STATUS (LAST MONTH YOU WERE REPORTED TO BE RETIRED, ARE YOU STILL RETIRED THIS MONTH?)	196 - 197
		VALID ENTRIES	
		1 = Yes 2 = No 3 = Was Not Retired Last Month	

NAME	SIZE	DESCRIPTION	LOCATION
PUDIS	2	<p>DISABILITY STATUS (LAST MONTH YOU WERE REPORTED TO HAVE A DISABILITY.) DOES YOUR DISABILITY CONTINUE TO PREVENT YOU FROM DOING ANY KIND OF WORK FOR THE NEXT 6 MONTHS?</p> <p>VALID ENTRIES</p> <p>1 = Yes 2 = No 3 = Did Not Have Disability Last Month</p>	198 - 199
PERET1	2	<p>DO YOU CURRENTLY WANT A JOB, EITHER FULL OR PART-TIME?</p> <p>EDITED UNIVERSE: PEMLR = 5 AND (PURETOT = 1 OR (PUWK = 3 AND PEAGE &gt;= 50) OR (PUABS = 3 AND PEAGE &gt;= 50) OR (PULAY = 3 AND PEAGE &gt;= 50))</p> <p>VALID ENTRIES</p> <p>1 = Yes 2 = No 3 = Has A Job</p>	200 - 201
PUDIS1	2	<p>DOES YOUR DISABILITY PREVENT YOU FROM ACCEPTING ANY KIND OF WORK DURING THE NEXT SIX MONTHS?</p> <p>VALID ENTRIES</p> <p>1 = Yes 2 = No</p>	202 - 203
PUDIS2	2	<p>DO YOU HAVE A DISABILITY THAT PREVENTS YOU FROM ACCEPTING ANY KIND OF WORK DURING THE NEXT SIX MONTHS?</p> <p>VALID ENTRIES</p> <p>1 = Yes 2 = No</p>	204 - 205
PUABSOT	2	<p>LAST WEEK DID YOU HAVE A JOB EITHER FULL OR PART-TIME?</p> <p>VALID ENTRIES</p> <p>1 = Yes 2 = No 3 = Retired 4 = Disabled 5 = Unable To Work</p>	206 - 207

NAME	SIZE	DESCRIPTION	LOCATION
PULAY	2	LAST WEEK, WERE YOU ON LAYOFF FROM A JOB?	208 - 209
		VALID ENTRIES	
		1 = Yes	
		2 = No	
		3 = Retired	
		4 = Disabled	
		5 = Unable To Work	
PEABRSN	2	WHAT IS THE MAIN REASON YOU WERE ABSENT FROM WORK LAST WEEK?	210 - 211
		EDITED UNIVERSE: PEMLR = 2	
		VALID ENTRIES	
		1 = On Layoff	
		2 = Slack Work/Business Conditions	
		3 = Waiting For A New Job To Begin	
		4 = Vacation/Personal Days	
		5 = Own Illness/Injury/Medical Problems	
		6 = Child Care Problems	
		7 = Other Family/Personal Obligation	
		8 = Maternity/Paternity Leave	
		9 = Labor Dispute	
		10 = Weather Affected Job	
		11 = School/Training	
		12 = Civic/Military Duty	
		13 = Does Not Work In The Business	
		14 = Other (Specify)	
PEABSPDO	2	ARE YOU BEING PAID BY YOUR EMPLOYER FOR ANY OF THE TIME OFF LAST WEEK?	212 - 213
		EDITED UNIVERSE: PEABRSN = 4-12, 14	
		VALID ENTRIES	
		1 = Yes	
		2 = No	
PEMJOT	2	DO YOU HAVE MORE THAN ONE JOB?	214 - 215
		EDITED UNIVERSE: PEMLR = 1, 2	
		VALID ENTRIES	
		1 = Yes	
		2 = No	

NAME	SIZE	DESCRIPTION	LOCATION
PEMJNUM	2	ALTOGETHER, HOW MANY JOBS DID YOU HAVE?  EDITED UNIVERSE: PEMJOT = 1  VALID ENTRIES  2 = 2 Jobs 3 = 3 Jobs 4 = 4 Or More Jobs	216 - 217
PEHRUSL1	2	HOW MANY HOURS PER WEEK DO YOU USUALLY WORK AT YOUR MAIN JOB?  EDITED UNIVERSE: PEMJOT = 1 OR 2 AND PEMLR = 1 OR 2  VALID ENTRIES  -4 = Hours Vary 0 = Min Value 99 = Max Value	218 - 219
PEHRUSL2	2	HOW MANY HOURS PER WEEK DO YOU USUALLY WORK AT YOUR OTHER (JOB/JOBS)?  EDITED UNIVERSE: PEMJOT = 1 AND PEMLR = 1 OR 2  VALID ENTRIES  -4 = Hours Vary 0 = Min Value 99 = Max Value	220 - 221
PEHRFTPT	2	DO YOU USUALLY WORK 35 HOURS OR MORE PER WEEK?  EDITED UNIVERSE: PEHRUSL1 = -4 OR PEHRUSL2 = -4  VALID ENTRIES  1 = Yes 2 = No 3 = Hours Vary	222 - 223
PEHRUSLT	3	SUM OF HRUSL1 AND HRUSL2.  EDITED UNIVERSE: PEMLR = 1 OR 2  VALID ENTRIES  -4 = Varies 0 = Min Value 198 = Max Value	224 - 226

NAME	SIZE	DESCRIPTION	LOCATION
PEHRWANT	2	DO YOU WANT TO WORK A FULL-TIME WORKWEEK OF 35 HOURS OR MORE PER WEEK?  EDITED UNIVERSE: PEHRUSLT = 0-34  VALID ENTRIES  1 = Yes 2 = No 3 = Regular Hours Are Full-time	227 - 228
PEHRRSN1	2	WHAT IS YOUR MAIN REASON FOR WORKING PART-TIME?  EDITED UNIVERSE: PEHRWANT = 1 PEMLR = 1 AND PEHRUSLT < 35)  VALID ENTRIES  1 = Slack Work/Business Conditions 2 = Could Only Find Part-Time Work 3 = Seasonal Work 4 = Child Care Problems 5 = Other Family/Personal Obligations 6 = Health/Medical Limitations 7 = School/Training 8 = Retired/Social Security Limit On Earnings 9 = Full-Time Workweek Is Less Than 35 Hrs 10 = Other - Specify	229 - 230
PEHRRSN2	2	WHAT IS THE MAIN REASON YOU DO NOT WANT TO WORK FULL-TIME?  EDITED UNIVERSE: PEHRWANT = 2 PEMLR = 1 AND PEHRUSLT < 35)  VALID ENTRIES  1 = Child Care Problems 2 = Other Family/Personal Obligations 3 = Health/Medical Limitations 4 = School/Training 5 = Retired/Social Security Limit On Earnings 6 = Full-Time Workweek Less Than 35 Hours 7 = Other - Specify	231 - 232
PEHRRSN3	2	WHAT IS THE MAIN REASON YOU WORKED LESS THAN 35 HOURS LAST WEEK?  EDITED UNIVERSE: PEHRACTT = 1-34 AND PUHRCK7 NE 1, 2 (PEMLR = 1 AND PEHRUSLT = 35+)  VALID ENTRIES  1 = Slack Work/Business Conditions 2 = Seasonal Work 3 = Job Started Or Ended During Week	233 - 234

NAME	SIZE	DESCRIPTION	LOCATION
		4 = Vacation/Personal Day 5 = Own Illness/Injury/Medical Appointment 6 = Holiday (Legal Or Religious) 7 = Child Care Problems 8 = Other Family/Personal Obligations 9 = Labor Dispute 10 = Weather Affected Job 11 = School/Training 12 = Civic/Military Duty 13 = Other Reason	
PUHROFF1	2	LAST WEEK, DID YOU LOSE OR TAKE OFF ANY HOURS FROM YOUR JOB, FOR ANY REASON SUCH AS ILLNESS, SLACK WORK, VACATION, OR HOLIDAY?	235 - 236
		VALID ENTRIES  1 = Yes 2 = No	
PUHROFF2	2	HOW MANY HOURS DID YOU TAKE OFF?	237 - 238
		VALID ENTRIES  0 = Min Value 99 = Max Value	
PUHROT1	2	LAST WEEK, DID YOU WORK ANY OVERTIME OR EXTRA HOURS (AT YOUR MAIN JOB) THAT YOU DO NOT USUALLY WORK?	239 - 240
		VALID ENTRIES  1 = Yes 2 = No	
PUHROT2	2	HOW MANY ADDITIONAL HOURS DID YOU WORK?	241 - 242
		VALID ENTRIES  0 = Min Value 99 = Max Value	
PEHRACT1	2	LAST WEEK, HOW MANY HOURS DID YOU ACTUALLY WORK AT YOUR JOB?	243 - 244
		EDITED UNIVERSE: PEMLR = 1  VALID ENTRIES  0 = Min Value 99 = Max Value	



NAME	SIZE	DESCRIPTION	LOCATION
PEHRACT2	2	LAST WEEK, HOW MANY HOURS DID YOU ACTUALLY WORK AT YOUR OTHER (JOB/JOB)  EDITED UNIVERSE: PEMLR = 1 AND PEMJOT = 1  VALID ENTRIES  0 = Min Value 99 = Max Value	245 - 246
PEHRACTT	3	SUM OF PEHRACT1 AND PEHRACT2.  EDITED UNIVERSE: PEMLR = 1  VALID ENTRIES  0 = Min Value 198 = Max Value	247 - 249
PEHRAVL	2	LAST WEEK, COULD YOU HAVE WORKED FULL-TIME IF THE HOURS HAD BEEN AVAILABLE?  EDITED UNIVERSE: PEHRACTT = 1-34 (PEMLR = 1 AND PEHRUSLT < 35 AND PEHRRSN1 = 1, 2, 3)  VALID ENTRIES  1 = Yes 2 = No	250 - 251
PULBHSEC	5	TOTAL SECONDS TO COMPLETE LABOR FORCE ITEMS.  VALID ENTRIES  00000 Min Value 99999 Max Value	252 - 256
PUHRCK1	2	CHECK ITEM 1  VALID ENTRIES  1 = Goto PUHRUSL2 2 = Goto PUHRUSLT	257 - 258
PUHRCK2	2	CHECK ITEM 2 SKIPS PERSONS RESPONDING YES TO HRFTPT OUT OF PT SERIES  VALID ENTRIES  1 = If entry of 1 in MJ and entry of D, R OR V in HRUSL1 and entry of D, R, V or 0-34 in HRUSL2 goto HRFTPT	259 - 260

NAME	SIZE	DESCRIPTION	LOCATION
		<ul style="list-style-type: none"> <li>2 = If entry of 1 in MJ and entry of D, R or V in HRUSL2 and entry of D, R V or 0-34 in HRUSL1 goto HRFTPT</li> <li>3 = If entry of 2, D or R in MJ and entry of D, R or V in HRUSL1 goto HRFTPT</li> <li>4 = If entry of 1 in BUS1 and entry of D, R or V in HRUSL1 then goto HRFTPT</li> <li>5 = All others goto HRCK3-C</li> </ul>	
PUHRCK3	2	CHECK ITEM 3	261 - 262
		<p>VALID ENTRIES</p> <ul style="list-style-type: none"> <li>1 = If entry of 1 in Absot or (entry or 2 in ABSOT and entry of 1 in BUS and CURRENT R_P EQUALS BUSLST) then goto HRCK8</li> <li>2 = If entry of 3 in RET1 Goto HRCK8</li> <li>3 = If entry in HRUSLT is 0-34 hours goto HRCK4-C</li> <li>4 = If entry in HRUSLT is 35+ goto HROFF1</li> <li>5 = All others goto HRCK4-C</li> <li>6 = Goto PUHRCK4</li> </ul>	
PUHRCK4	2	CHECK ITEM 4	263 - 264
		<p>VALID ENTRIES</p> <ul style="list-style-type: none"> <li>1 = If entry of 1, D, R or V in HRFTPT then goto HRACT1</li> <li>2 = If entry of 2, D or R in BUS2 then goto HROFF1</li> <li>3 = If HRUSLT is 0-34 then goto HRWANT</li> <li>4 = If entry of 2 in HRFTPT then goto HRWANT</li> <li>5 = All others goto HRACT1</li> </ul>	
PUHRCK5	2	CHECK ITEM 5	265 - 266
		<p>VALID ENTRIES</p> <ul style="list-style-type: none"> <li>1 = If entry of 1 in MJOT goto HRACT2</li> <li>2 = All others goto HRCK6-C</li> </ul>	
PUHRCK6	2	CHECK ITEM 6	267 - 268
		<p>VALID ENTRIES</p> <ul style="list-style-type: none"> <li>1 = If HRACT1 and HRACT2 EQ 0 and entry of 2, D, R in BUS2 then goto LK</li> <li>2 = If HRACT1 and HRACT2 EQ 0 then store 1 in ABSOT and goto ABSRSN</li> <li>3 = All others goto HRACTT-C</li> </ul>	

NAME	SIZE	DESCRIPTION	LOCATION
PUHRCK7	2	CHECK ITEM 7	269 - 270
		VALID ENTRIES	
		1 = (If entry of 2, D or R in BUS2) and (HRACT1 less than 15 or D) goto HRCK8	
		2 = (If entry of 2, D or R in BUS2) and (HRACT1 is 15+) goto HRCK8	
		3 = (If HRUSLT is 35+ or if entry of 1 in HRFTPT) and (HRACTT < 35) and entry in HRACT1 or HRACT2 isn't D or R then goto HRRSN3	
		4 = If entry of 1 in HRWANT and HRACTT < 35 and (entry of 1, 2, 3 in HRRSN1) goto HRAVL	
		5 = All others goto HRCK8	
PUHRCK12	2	CHECK ITEM 12	271 - 272
		VALID ENTRIES	
		1 = If entry of 2, D or R in BUS2 and HRACTT is less than 15 or D goto LK	
		2 = All others goto LOCK1	
PULAYDT	2	HAS YOUR EMPLOYER GIVEN YOU A DATE TO RETURN TO WORK?	273 - 274
		VALID ENTRIES	
		1 = Yes	
		2 = No	
PULAY6M	2	HAVE YOU BEEN GIVEN ANY INDICATION THAT YOU WILL BE RECALLED TO WORK WITHIN THE NEXT 6 MONTHS?	275 - 276
		VALID ENTRIES	
		1 = Yes	
		2 = No	
PELAYAVL	2	COULD YOU HAVE RETURNED TO WORK LAST WEEK IF YOU HAD BEEN RECALLED?	277 - 278
		EDITED UNIVERSE: PEMLR = 3	
		VALID ENTRIES	
		1 = Yes	
		2 = No	
PULAYAVR	2	WHY IS THAT?	279 - 280
		VALID ENTRIES	
		1 = Own Temporary Illness	
		2 = Going To School	
		3 = Other	

NAME	SIZE	DESCRIPTION	LOCATION
PELAYLK	2	EVEN THOUGH YOU ARE TO BE CALLED BACK TO WORK, HAVE YOU BEEN LOOKING FOR WORK DURING THE LAST 4 WEEKS.  EDITED UNIVERSE: PELAYAVL = 1, 2  VALID ENTRIES  1 = Yes 2 = No	281 - 282
PELAYDUR	3	DURATION OF LAYOFF  EDITED UNIVERSE: PELAYLK = 1, 2  VALID ENTRIES  1 = Min Value 260 = Max Value	283 - 285
PELAYFTO	2	FT/PT STATUS OF JOB FROM WHICH SAMPLE PERSON WAS ON LAYOFF FROM  EDITED UNIVERSE: PELAYDUR = 0-120  VALID ENTRIES  1 = Yes 2 = No	286 - 287
PULAYCK1	2	CHECK ITEM 1  VALID ENTRIES  1 = Goto PULAYCK3 2 = Goto PULAYFT 3 = Goto PULAYDR	288 - 289
PULAYCK2	2	CHECK ITEM 2 SCREEN FOR DEPENDENT LAYOFF  VALID ENTRIES  1 = Goto PULAYDR3 2 = Goto PULAYFT	290 - 291
PULAYCK3	2	CHECK ITEM 3 FILTER FOR DEPENDENT I & O  VALID ENTRIES  1 = MISCK = 5 goto IO1INT 2 = I-ICR = 1 or I-OCR = 1, goto IO1INT 3 = All others goto SCHCK	292 - 293

NAME	SIZE	DESCRIPTION	LOCATION
PULK	2	HAVE YOU BEEN DOING ANYTHING TO FIND WORK DURING THE LAST 4 WEEKS?	294 - 295
		VALID ENTRIES	
		1 = Yes	
		2 = No	
		3 = Retired	
		4 = Disabled	
		5 = Unable To Work	
PELKM1	2	WHAT ARE ALL OF THE THINGS YOU HAVE DONE TO FIND WORK DURING THE LAST 4 WEEKS? (FIRST ANSWER)	296 - 297
		EDITED UNIVERSE: PEMLR = 4	
		VALID ENTRIES	
		1 = Contacted Employer Directly/Interview	
		2 = Contacted Public Employment Agency	
		3 = Contacted Private Employment Agency	
		4 = Contacted Friends Or Relatives	
		5 = Contacted School/University Empl Center	
		6 = Sent Out Resumes/Filled Out Application	
		7 = Checked Union/Professional Registers	
		8 = Placed Or Answered Ads	
		9 = Other Active	
		10 = Looked At Ads	
		11 = Attended Job Training Programs/Courses	
		12 = Nothing	
		13 = Other Passive	
PULKM2	2	ANYTHING ELSE? (SECOND ANSWER)	298 - 299
		VALID ENTRIES	
		1 = Contacted Employer Directly/Interview	
		2 = Contacted Public Employment Agency	
		3 = Contacted Private Employment Agency	
		4 = Contacted Friends Or Relatives	
		5 = Contacted School/University Empl Center	
		6 = Sent Out Resumes/Filled Out Application	
		7 = Checked Union/Professional Registers	
		8 = Placed Or Answered Ads	
		9 = Other Active	
		10 = Looked At Ads	
		11 = Attended Job Training Programs/Courses	
		13 = Other Passive	

NAME	SIZE	DESCRIPTION	LOCATION
PULKM3	2	SAME AS PULKM2 (THIRD ANSWER)	300 - 301
		VALID ENTRIES	
		1 = Contacted Employer Directly/Interview	
		2 = Contacted Public Employment Agency	
		3 = Contacted Private Employment Agency	
		4 = Contacted Friends Or Relatives	
		5 = Contacted School/University Empl Center	
		6 = Sent Out Resumes/Filled Out Application	
		7 = Checked Union/Professional Registers	
		8 = Placed Or Answered Ads	
		9 = Other Active	
		10 = Looked At Ads	
		11 = Attended Job Training Programs/Courses	
		13 = Other Passive	
PULKM4	2	SAME AS PULKM2 (FOURTH ANSWER)	302 - 303
		VALID ENTRIES	
		1 = Contacted Employer Directly/Interview	
		2 = Contacted Public Employment Agency	
		3 = Contacted Private Employment Agency	
		4 = Contacted Friends Or Relatives	
		5 = Contacted School/University Empl Center	
		6 = Sent Out Resumes/Filled Out Application	
		7 = Checked Union/Professional Registers	
		8 = Placed Or Answered Ads	
		9 = Other Active	
		10 = Looked At Ads	
		11 = Attended Job Training Programs/Courses	
		13 = Other Passive	
PULKM5	2	SAME AS PULKM2 (FIFTH ANSWER)	304 - 305
		VALID ENTRIES	
		1 = Contacted Employer Directly/Interview	
		2 = Contacted Public Employment Agency	
		3 = Contacted Private Employment Agency	
		4 = Contacted Friends Or Relatives	
		5 = Contacted School/university Empl Center	
		6 = Sent Out Resumes/filled Out Application	
		7 = Checked Union/professional Registers	
		8 = Placed Or Answered Ads	
		9 = Other Active	
		10 = Looked At Ads	
		11 = Attended Job Training Programs/courses	
		13 = Other Passive	

NAME	SIZE	DESCRIPTION	LOCATION
PULKM6	2	SAME AS PULKM2 (SIXTH ANSWER)	306 - 307
		VALID ENTRIES	
		1 = Contacted Employer Directly/Interview	
		2 = Contacted Public Employment Agency	
		3 = Contacted Private Employment Agency	
		4 = Contacted Friends Or Relatives	
		5 = Contacted School/University Empl Center	
		6 = Sent Out Resumes/Filled Out Application	
		7 = Checked Union/Professional Registers	
		8 = Placed Or Answered Ads	
		9 = Other Active	
		10 = Looked At Ads	
		11 = Attended Job Training Programs/Courses	
		13 = Other Passive	
PULKDK1	2	YOU SAID YOU HAVE BEEN TRYING TO FIND WORK. HOW DID YOU GO ABOUT LOOKING? (FIRST ANSWER)	308 - 309
		VALID ENTRIES	
		1 = Contacted Employer Directly/Interview	
		2 = Contacted Public Employment Agency	
		3 = Contacted Private Employment Agency	
		4 = Contacted Friends Or Relatives	
		5 = Contacted School/University Empl Center	
		6 = Sent Out Resumes/Filled Out Application	
		7 = Checked Union/Professional Registers	
		8 = Placed Or Answered Ads	
		9 = Other Active	
		10 = Looked At Ads	
		11 = Attended Job Training Programs/Courses	
		12 = Nothing	
		13 = Other Passive	
PULKDK2	2	ANYTHING ELSE? (SECOND ANSWER)	310 - 311
		VALID ENTRIES	
		1 = Contacted Employer Directly/Interview	
		2 = Contacted Public Employment Agency	
		3 = Contacted Private Employment Agency	
		4 = Contacted Friends Or Relatives	
		5 = Contacted School/University Empl Center	
		6 = Sent Out Resumes/Filled Out Application	
		7 = Checked Union/Professional Registers	
		8 = Placed Or Answered Ads	
		9 = Other Active	
		10 = Looked At Ads	
		11 = Attended Job Training Programs/Courses	
		13 = Other Passive	

NAME	SIZE	DESCRIPTION	LOCATION
PULKDK3	2	SAME AS PULKDK2 (THIRD ANSWER)	312 - 313
		VALID ENTRIES	
		1 = Contacted Employer Directly/Interview	
		2 = Contacted Public Employment Agency	
		3 = Contacted Private Employment Agency	
		4 = Contacted Friends Or Relatives	
		5 = Contacted School/University Empl Center	
		6 = Sent Out Resumes/Filled Out Application	
		7 = Checked Union/Professional Registers	
		8 = Placed Or Answered Ads	
		9 = Other Active	
		10 = Looked At Ads	
		11 = Attended Job Training Programs/Courses	
		13 = Other Passive	
PULKDK4	2	SAME AS PULKDK2 (FOURTH ANSWER)	314 - 315
		VALID ENTRIES	
		1 = Contacted Employer Directly/Interview	
		2 = Contacted Public Employment Agency	
		3 = Contacted Private Employment Agency	
		4 = Contacted Friends Or Relatives	
		5 = Contacted School/University Empl Center	
		6 = Sent Out Resumes/Filled Out Application	
		7 = Checked Union/professional Registers	
		8 = Placed Or Answered Ads	
		9 = Other Active	
		10 = Looked At Ads	
		11 = Attended Job Training Programs/Courses	
		13 = Other Passive	
PULKDK5	2	SAME AS PULKDK2 (FIFTH ANSWER)	316 - 317
		VALID ENTRIES	
		1 = Contacted Employer Directly/Interview	
		2 = Contacted Public Employment Agency	
		3 = Contacted Private Employment Agency	
		4 = Contacted Friends Or Relatives	
		5 = Contacted School/University Empl Center	
		6 = Sent Out Resumes/Filled Out Application	
		7 = Checked Union/Professional Registers	
		8 = Placed Or Answered Ads	
		9 = Other Active	
		10 = Looked At Ads	
		11 = Attended Job Training Programs/Courses	
		13 = Other Passive	



NAME	SIZE	DESCRIPTION	LOCATION
PULKDK6	2	SAME AS PULKDK2 (SIXTH ANSWER)	318 - 319
		VALID ENTRIES	
		1 = Contacted Employer Directly/Interview	
		2 = Contacted Public Employment Agency	
		3 = Contacted Private Employment Agency	
		4 = Contacted Friends Or Relatives	
		5 = Contacted School/University Empl Center	
		6 = Sent Out Resumes/Filled Out Application	
		7 = Checked Union/Professional Registers	
		8 = Placed Or Answered Ads	
		9 = Other Active	
		10 = Looked At Ads	
		11 = Attended Job Training Programs/Courses	
		13 = Other Passive	
PULKPS1	2	CAN YOU TELL ME MORE ABOUT WHAT YOU DID TO SEARCH FOR WORK? (FIRST ANSWER)	320 - 321
		VALID ENTRIES	
		1 = Contacted Employer Directly/Interview	
		2 = Contacted Public Employment Agency	
		3 = Contacted Private Employment Agency	
		4 = Contacted Friends Or Relatives	
		5 = Contacted School/University Empl Center	
		6 = Sent Out Resumes/Filled Out Application	
		7 = Checked Union/Professional Registers	
		8 = Placed Or Answered Ads	
		9 = Other Active	
		10 = Looked At Ads	
		11 = Attended Job Training Programs/Courses	
		12 = Nothing	
		13 = Other Passive	
PULKPS2	2	ANYTHING ELSE? (SECOND ANSWER)	322 - 323
		VALID ENTRIES	
		1 = Contacted Employer Directly/Interview	
		2 = Contacted Public Employment Agency	
		3 = Contacted Private Employment Agency	
		4 = Contacted Friends Or Relatives	
		5 = Contacted School/University Empl Center	
		6 = Sent Out Resumes/Filled Out Application	
		7 = Checked Union/Professional Registers	
		8 = Placed Or Answered Ads	
		9 = Other Active	
		10 = Looked At Ads	
		11 = Attended Job Training Programs/Courses	
		13 = Other Passive	

NAME	SIZE	DESCRIPTION	LOCATION
PULKPS3	2	SAME AS PULKPS2 (THIRD ANSWER)	324 - 325
		VALID ENTRIES	
		1 = Contacted Employer Directly/Interview	
		2 = Contacted Public Employment Agency	
		3 = Contacted Private Employment Agency	
		4 = Contacted Friends Or Relatives	
		5 = Contacted School/University Empl Center	
		6 = Sent Out Resumes/Filled Out Application	
		7 = Checked Union/Professional Registers	
		8 = Placed Or Answered Ads	
		9 = Other Active	
		10 = Looked At Ads	
		11 = Attended Job Training Programs/Courses	
		13 = Other Passive	
PULKPS4	2	SAME AS PULKPS2 (FOURTH ANSWER)	326 - 327
		VALID ENTRIES	
		1 = Contacted Employer Directly/Interview	
		2 = Contacted Public Employment Agency	
		3 = Contacted Private Employment Agency	
		4 = Contacted Friends Or Relatives	
		5 = Contacted School/University Empl Center	
		6 = Sent Out Resumes/Filled Out Application	
		7 = Checked Union/Professional Registers	
		8 = Placed Or Answered Ads	
		9 = Other Active	
		10 = Looked At Ads	
		11 = Attended Job Training Programs/Courses	
		13 = Other Passive	
PULKPS5	2	SAME AS PULKPS2 (FIFTH ANSWER)	328 - 329
		VALID ENTRIES	
		1 = Contacted Employer Directly/Interview	
		2 = Contacted Public Employment Agency	
		3 = Contacted Private Employment Agency	
		4 = Contacted Friends Or Relatives	
		5 = Contacted School/University Empl Center	
		6 = Sent Out Resumes/Filled Out Application	
		7 = Checked Union/Professional Registers	
		8 = Placed Or Answered Ads	
		9 = Other Active	
		10 = Looked At Ads	
		11 = Attended Job Training Programs/Courses	
		13 = Other Passive	

NAME	SIZE	DESCRIPTION	LOCATION
PULKPS6	2	SAME AS PULKPS2 (SIXTH ANSWER)	330 - 331

VALID ENTRIES

- 1 = Contacted Employer Directly/Interview
- 2 = Contacted Public Employment Agency
- 3 = Contacted Private Employment Agency
- 4 = Contacted Friends Or Relatives
- 5 = Contacted School/University Empl Center
- 6 = Sent Out Resumes/Filled Out Application
- 7 = Checked Union/Professional Registers
- 8 = Placed Or Answered Ads
- 9 = Other Active
- 10 = Looked At Ads
- 11 = Attended Job Training Programs/Courses
- 13 = Other Passive

PELKAVL	2	LAST WEEK, COULD YOU HAVE STARTED A JOB IF ONE HAD BEEN OFFERED?	332 - 333
---------	---	--	-----------

EDITED UNIVERSE: PELKM1 = 1 - 13

VALID ENTRIES

- 1 = Yes
- 2 = No

PULKAVR	2	WHY IS THAT?	334 - 335
---------	---	--------------	-----------

VALID ENTRIES

- 1 = Waiting For New Job To Begin
- 2 = Own Temporary Illness
- 3 = Going To School
- 4 = Other - Specify

PELKLL10	2	BEFORE YOU STARTED LOOKING FOR WORK, WHAT WERE YOU DOING: WORKING, GOING TO SCHOOL, OR SOMETHING ELSE?	336 - 337
----------	---	--	-----------

EDITED UNIVERSE: PELKAVL = 1-2

VALID ENTRIES

- 1 = Working
- 2 = School
- 3 = Left Military Service
- 4 = Something Else

NAME	SIZE	DESCRIPTION	LOCATION
PELKLL2O	2	DID YOU LOSE OR QUIT THAT JOB, OR WAS IT A TEMPORARY JOB THAT ENDED?  EDITED UNIVERSE: PELKLL1O = 1 OR 3  VALID ENTRIES  1 = Lost Job 2 = Quit Job 3 = Temporary Job Ended	338 - 339
PEKLWO	2	WHEN LAST WORKED EDITED UNIVERSE: PELKLL1O = 1 - 4  VALID ENTRIES  1 = Within The Last 12 Months 2 = More Than 12 Months Ago 3 = Never Worked	340 - 341
PELKDUR	3	DURATION OF JOB SEEKING  EDITED UNIVERSE: PELKLWO = 1 - 3  VALID ENTRIES  0 = Min Value 999 = Max Value	342 - 344
PELKFTO	2	FT/PT STATUS OF JOBSEEKER  EDITED UNIVERSE: PELKDUR = 0-120  VALID ENTRIES  1 = Yes 2 = No 3 = Doesn't Matter	345 - 346
PEDWWNTO	2	DO YOU CURRENTLY WANT A JOB, EITHER FULL OR PART TIME?  EDITED UNIVERSE: PUDWCK1 = 3, 4, -1  VALID ENTRIES  1 = Yes, Or Maybe, It Depends 2 = No 3 = Retired 4 = Disabled 5 = Unable	347 - 348

NAME	SIZE	DESCRIPTION	LOCATION
PEDWRSN	2	WHAT IS THE MAIN REASON YOU WERE NOT LOOKING FOR WORK DURING THE LAST 4 WEEKS?  EDITED UNIVERSE: PUDWCK4 = 4, -1  VALID ENTRIES  1 = Believes No Work Available In Area Of Expertise 2 = Couldn't Find Any Work 3 = Lacks Necessary Schooling/Training 4 = Employers Think Too Young Or Too Old 5 = Other Types Of Discrimination 6 = Can't Arrange Child Care 7 = Family Responsibilities 8 = In School Or Other Training 9 = Ill-Health, Physical Disability 10 = Transportation Problems 11 = Other - Specify	349 - 350
PEDWLKO	2	DID YOU LOOK FOR WORK AT ANY TIME IN THE LAST 12 MONTHS  EDITED UNIVERSE: (PUDWCK4 = 1-3) or (PEDWRSN = 1-11)  VALID ENTRIES  1 = Yes 2 = No	351 - 352
PEDWWK	2	DID YOU ACTUALLY WORK AT A JOB OR BUSINESS DURING THE LAST 12 MONTHS?  EDITED UNIVERSE: PEDWLKO = 1  VALID ENTRIES  1 = Yes 2 = No	353 - 354
PEDW4WK	2	DID YOU DO ANY OF THIS WORK DURING THE LAST 4 WEEKS?  EDITED UNIVERSE: PEDWWK = 1  VALID ENTRIES  1 = Yes 2 = No	355 - 356

NAME	SIZE	DESCRIPTION	LOCATION
PEDWLKWK	2	SINCE YOU LEFT THAT JOB OR BUSINESS HAVE YOU LOOKED FOR WORK?  EDITED UNIVERSE: PEDW4WK = 2  VALID ENTRIES  1 = Yes 2 = No	357 - 358
PEDWAVL	2	LAST WEEK, COULD YOU HAVE STARTED A JOB IF ONE HAD BEEN OFFERED?  EDITED UNIVERSE: (PEDWWK = 2) or (PEDWLKWK = 1)  VALID ENTRIES  1 = Yes 2 = No	359 - 360
PEDWAVR	2	WHY IS THAT?  EDITED UNIVERSE: PEDWAVL = 2  VALID ENTRIES  1 = Own Temporary Illness 2 = Going To School 3 = Other	361 - 362
PUDWCK1	2	SCREEN FOR DISCOURAGED WORKERS  VALID ENTRIES  1 = If Entry Of 2 In BUS2 Goto PUSCHCK 2 = If Entry Of 3 On ABSRSN Goto PUNLFCK1 3 = If Entry Of 1 In RDT1, Store 1 In DWWNTO And Goto PUDWCK4 4 = All Others Goto PUDWNT	363 - 364
PUDWCK2	2	SCREEN FOR DISABLED  VALID ENTRIES  1 = If Entry In DIS1 Or DIS2 Goto PUJHCK1-c 2 = If Entry Of 4 In DWWNT Goto PUDIS1 3 = If Entry Of 5 In DWWNT Goto PUDIS2 4 = All Others Goto PUDWCK4	365 - 366
PUDWCK3	2	FILTER FOR RETIRED  VALID ENTRIES  1 = If AGERNG Equals 1-4 Or 9 Goto PUDWCK4 2 = All Others Goto PUNLFCK2	367 - 368

NAME	SIZE	DESCRIPTION	LOCATION
PUDWCK4	2	FILTER FOR PASSIVE JOB SEEKERS	369 - 370
		VALID ENTRIES	
		1 = If entry of 10 and/or 11 and/or 13 only in LKM1-LKM3 goto PUDWCK5	
		2 = If entry of 10 and/or 11 and/or 13 only in LKDK1-LKDK3 goto PUDWCK5	
		3 = If entry of 10 and/or 11 and/or 13 only in LKPS1-LKPS3 goto PUDWCK5	
		4 = All others goto PUDWRSN	
PUDWCK5	2	FILTER FOR PASSIVE JOB SEEKERS	371 - 372
		VALID ENTRIES	
		1 = If entry of 1 in LK then store 1 in DWLKO and goto PUDWWK	
		2 = All others goto PUDWLK	
PEJHWKO	2	HAVE YOU WORKED AT A JOB OR BUSINESS AT ANY TIME DURING THE PAST 12 MONTHS?	373 - 374
		EDITED UNIVERSE: HRMIS = 4 or 8 AND PEMLR = 5, 6, AND 7	
		VALID ENTRIES	
		1 = Yes	
		2 = No	
PUJHDP10	2	DID YOU DO ANY OF THIS WORK IN THE LAST 4 WEEKS?	375 - 376
		VALID ENTRIES	
		1 = Yes	
		2 = No	
PEJHRSN	2	WHAT IS THE MAIN REASON YOU LEFT YOUR LAST JOB?	377 - 378
		EDITED UNIVERSE: PEJHWKO = 1	
		VALID ENTRIES	
		1 = Personal/Family (Including Pregnancy)	
		2 = Return To School	
		3 = Health	
		4 = Retirement Or Old Age	
		5 = Temp, Seasonal Or Intermittent Job Complete	
		6 = Slack Work/Business Conditions	
		7 = Unsatisfactory Work Arrangements (Hrs, Pay, Etc.)	
		8 = Other - Specify	

NAME	SIZE	DESCRIPTION	LOCATION
PEJHWANT	2	DO YOU INTEND TO LOOK FOR WORK DURING THE NEXT 12 MONTHS?  EDITED UNIVERSE: (PEJHWKO = 2) or (PEJHRSN = 1-8)  VALID ENTRIES  1 = Yes, Or It Depends 2 = No	379 - 380
PUJHCK1	2	FILTER FOR OUTGOING ROTATIONS  VALID ENTRIES  1 = IF PURET1 = 1, -2, or -3 then goto NLFCK2 2 = IF MISCK equals 4 or 8 then goto PUJHCK2 3 = If others goto PUNLFCK1	381 - 382
PUJHCK2	2	FILTER FOR PERSONS GOING THROUGH THE I AND O SERIES  VALID ENTRIES  1 = If entry of 1 in DWWK and I-MLR = 3, 4 Then store 1 in JHWKO, store DW4WK in JHDP1O and goto PUJHRSN 2 = If entry of 2, D or R in DWWK then store DWWK in JHWKO and goto PUJHWANT 3 = All others goto PUJHCK1	383 - 384
PRABSREA	2	REASON NOT AT WORK AND PAY STATUS  EDITED UNIVERSE: PEMLR = 2  VALID ENTRIES  1 = Ft Paid-Vacation 2 = Ft Paid-Own Illness 3 = Ft Paid-Child Care Problems 4 = Ft Paid-Other Family/Personal Oblig. 5 = Ft Paid-Maternity/Paternity Leave 6 = Ft Paid-Labor Dispute 7 = Ft Paid-Weather Affected Job 8 = Ft Paid-School/Training 9 = Ft Paid-Civic/Military Duty 10 = Ft Paid-Other 11 = Ft Unpaid-Vacation 12 = Ft Unpaid-Own Illness 13 = Ft Unpaid-Child Care Problems 14 = Ft Unpaid-Other Fam/Personal Obligation 15 = Ft Unpaid-Maternity/Paternity Leave 16 = Ft Unpaid-Labor Dispute 17 = Ft Unpaid-Weather Affected Job 18 = Ft Unpaid-School/Training 19 = Ft Unpaid-Civic/Military Duty	385 - 386



NAME	SIZE	DESCRIPTION	LOCATION
		20 = Ft Unpaid-Other	
		22 = Pt Paid-Own Illness	
		23 = Pt Paid-Child Care Problems	
		24 = Pt Paid-Other Family/Personal Oblig.	
		25 = Pt Paid-Maternity/Paternity Leave	
		26 = Pt Paid-Labor Dispute	
		27 = Pt Paid-Weather Affected Job	
		28 = Pt Paid-School/Training	
		29 = Pt Paid-Civic/Military Duty	
		30 = Pt Paid-Other	
		31 = Pt Unpaid-Vacation	
		32 = Pt Unpaid-Own Illness	
		33 = Pt Unpaid-Child Care Problems	
		34 = Pt Unpaid-Other Fam/Personal Obligation	
		35 = Pt Unpaid-Maternity/Paternity Leave	
		36 = Pt Unpaid-Labor Dispute	
		37 = Pt Unpaid-Weather Affected Job	
		38 = Pt Unpaid-School/Training	
		39 = Pt Unpaid-Civic/Military Duty	
		40 = Pt Unpaid-Other	
PRCIVLF	2	CIVILIAN LABOR FORCE	387 - 388
		EDITED UNIVERSE: PEMLR = 1-7	
		VALID ENTRIES	
		1 = In Civilian Labor Force	
		2 = Not In Civilian Labor Force	
PRDISC	2	DISCOURAGED WORKER RECODE	389 - 390
		EDITED UNIVERSE: PRJOBSEA = 1-4	
		VALID ENTRIES	
		1 = Discouraged Worker	
		2 = Conditionally Interested	
		3 = Not Available	
PREMPHRS	2	REASON NOT AT WORK OR HOURS AT WORK	391 - 392
		EDITED UNIVERSE: PEMLR = 1-7	
		VALID ENTRIES	
		0 = Unemployed And Nilf	
		1 = W/Job, Not At Work-Illnes	
		2 = W/Job, Not At Work-Vacation	
		3 = W/Job, Not At Work-Weather Affected Job	
		4 = W/Job, Not At Work-Labor Dispute	
		5 = W/Job, Not At Work-Child Care Problems	
		6 = W/Job, Not At Work-Fam/Pers Obligation	
		7 = W/Job, Not At Work-Maternity/Paternity	
		8 = W/Job, Not At Work-School/Training	
		9 = W/Job, Not At Work-Civic/Military Duty	
		10 = W/Job, Not At Work-Does Not Work In Bus	

NAME	SIZE	DESCRIPTION	LOCATION
		11 = W/Job, Not At Work-Other	
		12 = At Work- 1-4 Hrs	
		13 = At Work- 5-14 Hrs	
		14 = At Work- 15-21 Hrs	
		15 = At Work- 22-29 Hrs	
		16 = At Work- 30-34 Hrs	
		17 = At Work- 35-39 Hrs	
		18 = At Work- 40 Hrs	
		19 = At Work- 41-47 Hrs	
		20 = At Work- 48 Hrs	
		21 = At Work- 49-59 Hrs	
		22 = At Work- 60 Hrs Or More	
PREMPNOT	2	MLR - EMPLOYED, UNEMPLOYED, OR NILF	393 - 394
		EDITED UNIVERSE: PEMLR = 1-7	
		VALID ENTRIES	
		1 = Employed	
		2 = Unemployed	
		3 = Not In Labor Force (Nilf)-Discouraged	
		4 = Not In Labor Force (Nilf)-Other	
PREXPLF	2	EXPERIENCED LABOR FORCE EMPLOYMENT	395 - 396
		EDITED UNIVERSE: PEMLR = 1-4 AND PELKLWO ne 3	
		VALID ENTRIES	
		1 = Employed	
		2 = Unemployed	
PRFTLF	2	FULL TIME LABOR FORCE	397 - 398
		EDITED UNIVERSE: PEMLR = 1-4	
		VALID ENTRIES	
		1 = Full Time Labor Force	
		2 = Part Time Labor Force	
PRHRUSL	2	USUAL HOURS WORKED WEEKLY	399 - 400
		EDITED UNIVERSE: PEMLR = 1-2	
		VALID ENTRIES	
		1 = 0-20 Hrs	
		2 = 21-34 Hrs	
		3 = 35-39 Hrs	
		4 = 40 Hrs	
		5 = 41-49 Hrs	
		6 = 50 Or More Hrs	
		7 = Varies-Full Time	
		8 = Varies-Part Time	

NAME	SIZE	DESCRIPTION	LOCATION
PRJOBSEA	2	JOB SEARCH RECODE	401 - 402
		EDITED UNIVERSE: PRWNTJOB = 1	
		VALID ENTRIES	
		1 = Looked Last 4 Weeks - Not Worked	
		2 = Looked Last 4 Weeks - Worked	
		3 = Looked Last 4 Weeks - Layoff	
		4 = Unavailable Job Seekers	
		5 = No Recent Job Search	
PRPTHRS	2	AT WORK 1-34 BY HOURS AT WORK	403 - 404
		EDITED UNIVERSE: PEMLR = 1 AND PEHRACTT = 1-34	
		VALID ENTRIES	
		0 = Usualy Ft, Pt For Noneconomic Reasons	
		1 = Usu.Ft, Pt Econ Reasons; 1-4 Hrs	
		2 = Usu.Ft, Pt Econ Reasons; 5-14 Hrs	
		3 = Usu.Ft, Pt Econ Reasons; 15-29 Hrs	
		4 = Usu.Ft, Pt Econ Reasons; 30-34 Hrs	
		5 = Usu.Pt, Econ Reasons; 1-4 Hrs	
		6 = Usu.Pt, Econ Reasons; 5-14 Hrs	
		7 = Usu.Pt, Econ Reasons; 15-29 Hrs	
		8 = Usu.Pt, Econ Reasons; 30-34 Hrs	
		9 = Usu.Pt, Non-Econ Reasons; 1-4 Hrs	
		10 = Usu.Pt, Non-Econ Reasons; 5-14 Hrs	
		11 = Usu.Pt, Non-Econ Reasons; 15-29 Hrs	
		12 = Usu.Pt, Non-Econ Reasons; 30-34 Hrs	
PRPTREA	2	DETAILED REASON FOR PART-TIME	405 - 406
		EDITED UNIVERSE: PEMLR = 1 AND (PEHRUSLT = 0-34 OR PEHRACTT = 1-34)	
		VALID ENTRIES	
		1 = Usu. Ft-Slack Work/Business Conditions	
		2 = Usu. Ft-Seasonal Work	
		3 = Usu. Ft-Job Started/Ended During Week	
		4 = Usu. Ft-Vacation/Personal Day	
		5 = Usu. Ft-Own Illness/Injury/Medical Appointment	
		6 = Usu. Ft-Holiday (Religious Or Legal)	
		7 = Usu. Ft-Child Care Problems	
		8 = Usu. Ft-Other Fam/Pers Obligations	
		9 = Usu. Ft-Labor Dispute	
		10 = Usu. Ft-Weather Affected Job	
		11 = Usu. Ft-School/Training	
		12 = Usu. Ft-Civic/Military Duty	
		13 = Usu. Ft-Other Reason	
		14 = Usu. Pt-Slack Work/Business Conditions	
		15 = Usu. Pt-Could Only Find Pt Work	
		16 = Usu. Pt-Seasonal Work	
		17 = Usu. Pt-Child Care Problems	

NAME	SIZE	DESCRIPTION	LOCATION
		18 = Usu. Pt-Other Fam/Pers Obligations 19 = Usu. Pt-Health/Medical Limitations 20 = Usu. Pt-School/Training 21 = Usu. Pt-Retired/S.S. Limit On Earnings 22 = Usu. Pt-Workweek <35 Hours 23 = Usu. Pt-Other Reason	
PRUNEDUR	3	DURATION OF UNEMPLOYMENT FOR LAYOFF AND LOOKING RECORDS  EDITED UNIVERSE: PEMLR = 3-4  VALID ENTRIES  0 = Min Value 999 = Max Value	407 - 409
PRUSFTPT	2	USUAL FULLTIME/PARTTIME STATUS  EDITED UNIVERSE: PEMLR = 1-2  VALID ENTRIES  1 = Full Time 2 = Part Time 3 = Status Unknown	410 - 411
PRUNTYPE	2	REASON FOR UNEMPLOYMENT  EDITED UNIVERSE: PEMLR = 3-4  VALID ENTRIES  1 = Job Loser/On Layoff 2 = Other Job Loser 3 = Temporary Job Ended 4 = Job Leaver 5 = Re-Entrant 6 = New-Entrant	412 - 413
PRWKSCH	2	LABOR FORCE BY TIME WORKED OR LOST  EDITED UNIVERSE: PEMLR = 1 - 7  VALID ENTRIES  0 = Not In Labor Force 1 = At Work 2 = With Job, Not At Work 3 = Unemployed, Seeks Ft 4 = Unemployed, Seeks Pt	414 - 415

NAME	SIZE	DESCRIPTION	LOCATION
PRWKSTAT	2	FULL/PART-TIME WORK STATUS EDITED UNIVERSE: PEMLR = 1-7 VALID ENTRIES 1 = Not In Labor Force 2 = Ft Hours (35+), Usually Ft 3 = Pt For Economic Reasons, Usually Ft 4 = Pt For Non-Economic Reasons, Usually Ft 5 = Not At Work, Usually Ft 6 = Pt Hrs, Usually Pt For Economic Reasons 7 = Pt Hrs, Usually Pt For Non-Economic Reasons 8 = Ft Hours, Usually Pt For Economic Reasons 9 = Ft Hours, Usually Pt For Non-Economic 10 = Not At Work, Usually Part-Time 11 = Unemployed Ft 12 = Unemployed Pt	416 - 417
PRWNTJOB	2	NILF RECODE - WANT A JOB OR OTHER NILF EDITED UNIVERSE: PEMLR = 5-7 VALID ENTRIES 1 = Want A Job 2 = Other Not In Labor Force	418 - 419
PUJHCK3	2	JOB HISTORY CHECK ITEM VALID ENTRIES 1 = If I-MLR EQ 3 or 4 then goto PUJHDP1 2 = All others goto PUJHRSN	420 - 421
PUJHCK4	2	SCREEN FOR DEPENDENT NILF VALID ENTRIES 1 = If entry of 2, D or R in PUDW4WK or in PUJHDP10 then goto PUJHCK5 2 = If entry of 1 in PUDW4WK or in PUJHDP10 then goto PUIO1INT 3 = If I-MLR equals 1 or 2 and entry in PUJHRSN then goto PUJHCK5 4 = If entry in PUJHRSN then goto PUIO1INT 5 = All others goto PUNLFCK1	422 - 423
PUJHCK5	2	SCREEN FOR DEPENDENT NILF VALID ENTRIES 1 = If I-IO1ICR equals 1 or I-IO1OCR equals 1 then goto PUIO1INT 2 = All others goto PUIOCK5	424 - 425

NAME	SIZE	DESCRIPTION	LOCATION
PUIODP1	2	<p>LAST MONTH, IT WAS REPORTED THAT YOU WORKED FOR (EMPLOYER'S NAME). DO STILL WORK FOR (EMPLOYER'S NAME) (AT YOUR MAIN JOB)?</p> <p>VALID ENTRIES</p> <p>1 = Yes 2 = No</p>	426 - 427
PUIODP2	2	<p>HAVE THE USUAL ACTIVITIES AND DUTIES OF YOUR JOB CHANGED SINCE LAST MONTH?</p> <p>VALID ENTRIES</p> <p>1 = Yes 2 = No</p>	428 - 429
PUIODP3	2	<p>LAST MONTH YOU WERE REPORTED AS (A/AN) (OCCUPATION) AND YOUR USUAL ACTIVITIES WERE (DESCRIPTION). IS THIS AN ACCURATE DESCRIPTION OF YOUR CURRENT JOB?</p> <p>VALID ENTRIES</p> <p>1 = Yes 2 = No</p>	430 - 431
PEIO1COW	2	<p>INDIVIDUAL CLASS OF WORKER CODE ON FIRST JOB</p> <p>NOTE: A PEIO1COW CODE CAN BE ASSIGNED EVEN IF AN INDIVIDUAL IS NOT CURRENTLY EMPLOYED.</p> <p>EDITED UNIVERSE: (PEMLR = 1-3) OR (PEMLR = 4 AND PELKLWO = 1-2) OR (PEMLR = 5 AND (PENLFJH = 1 OR PEJHWKO = 1) OR (PEMLR = 6 AND PENLFJH = 1) OR (PEMLR = 7 AND PEJHWKO = 1)</p> <p>VALID ENTRIES</p> <p>1 = Government - Federal 2 = Government - State 3 = Government - Local 4 = Private, For Profit 5 = Private, Nonprofit 6 = Self-Employed, Incorporated 7 = Self-Employed, Unincorporated 8 = Without Pay</p>	432 - 433

NAME	SIZE	DESCRIPTION	LOCATION
PUIO1MFG	2	IS THIS BUSINESS OR ORGANIZATION MAINLY MANUFACTURING, RETAIL TRADE, WHOLESALE TRADE, OR SOMETHING ELSE?  VALID ENTRIES  1 = Manufacturing 2 = Retail Trade 3 = Wholesale Trade 4 = Something Else	434 - 435
PEIO1ICD	3	INDUSTRY CODE FOR PRIMARY JOB  EDITED UNIVERSE: (PEMLR = 1-3) OR (PEMLR = 4 AND PELKLWO = 1-2) OR (PEMLR = 5 AND (PENLFJH = 1 OR PEJHWKO = 1)) OR (PEMLR = 6 AND PENLFJH = 1) OR (PEMLR = 7 AND PEJHWKO=1)  VALID ENTRIES  0 = Min Value 999 = Max Value	436 - 438
PEIO1OCD	3	OCCUPATION CODE FOR PRIMARY JOB.  EDITED UNIVERSE: (PEMLR = 1-3) OR (PEMLR = 4 AND PELKLWO = 1-2) OR (PEMLR = 5 AND (PENLFJH = 1 OR PEJHWKO = 1)) OR (PEMLR = 6 AND PENLFJH = 1) OR (PEMLR = 7 AND PEJHWKO = 1)  VALID ENTRIES  0 = Min Value 999 = Max Value	439 - 441
PEIO2COW	2	INDIVIDUAL CLASS OF WORKER ON SECOND JOB.  NOTE: FOR THOSE SELF-EMPLOYED UNINCORPORATED ON THEIR FIRST JOB, THIS SHOULD HAVE A RESPONSE EVERY MONTH. FOR ALL OTHERS, THIS SHOULD ONLY HAVE A VALUE IN OUT-GOING ROTATIONS.  EDITED UNIVERSE: PEMJOT = 1 AND (HRMIS = 4,8 OR PEIO1COW = 7,8)  VALID ENTRIES  1 = Government - Federal 2 = Government - State 3 = Government - Local 4 = Private, For Profit 5 = Private, Nonprofit 6 = Self-Employed, Incorporated 7 = Self-Employed, Unincorporated	442 - 443

NAME	SIZE	DESCRIPTION	LOCATION
		8 = Without Pay 9 = Unknown 10 = Government, Level Unknown 11 = Self-Employed, Incorp. Status Unknown	
PUIO2MFG	2	IS THIS BUSINESS OR ORGANIZATION MAINLY MANUFACTURING, RETAIL TRADE, WHOLESALE TRADE, OR SOMETHING ELSE?  VALID ENTRIES  1 = Manufacturing 2 = Retail Trade 3 = Wholesale Trade 4 = Something Else	444 - 445
PEIO2ICD	3	INDUSTRY CODE FOR SECOND JOB.  EDITED UNIVERSE: PEMJOT = 1 AND HRMIS = 4 OR 8  VALID ENTRIES  0 = Min Value 999 = Max Value	446 - 448
PEIO2OCD	3	OCCUPATION CODE FOR SECOND JOB.  EDITED UNIVERSE: PEMJOT = 1 AND HRMIS = 4 OR 8  VALID ENTRIES  0 = Min Value 999 = Max Value	449 - 451
PUIOCK1	2	I & O CHECK ITEM 1 SCREEN FOR DEPENDENT I AND O  VALID ENTRIES  1 = If {MISCK EQ 1 or 5 or MISCK EQ 2-4, 6-8 and I-MLR EQ 3-7 and entry of 1 in ABS} then goto PUIO1INT 2 = If (MISCK EQ 1 or 5) or {(MISCK EQ 2-4, 6-8 and I-MLR EQ 3-7 and (entry of 1 in WK or HRCK7-C is blank, 1-3) goto PUIO1INT 3 = If I-IO1NAM is D, R or blank then goto PUIO1INT 4 = All others goto PUIODP1	452 - 453
PUIOCK2	2	I & O CHECK ITEM 2 SCREEN FOR PREVIOUS MONTHS I AND O CASES  VALID ENTRIES  1 = If I-IO1ICR EQ 1 then goto PUIO1IND 2 = If I-IO1OCR EQ 1 then goto PUIO1OCC 3 = All others goto PUIODP2	454 - 455



NAME	SIZE	DESCRIPTION	LOCATION
PUIOCK3	2	I & O CHECK ITEM 3  VALID ENTRIES  1 = If I-IO1OCC equals D, R or blank then goto PUIO1OCC 2 = If I-IO1DT1 is D, R or blank then goto PUIO1OCC 3 = All others goto PUIODP3	456 - 457
PRIOELG	2	INDUSTRY AND OCCUPATION ELIGIBILITY FLAG  EDITED UNIVERSE: PEMLR = 1-3, OR (PEMLR = 4 AND PELKLWO = 1 OR 2) OR (PEMLR = 5 AND (PEJHWKO = 1 OR PENLFJH=1), OR (PEMLR = 6 AND PENLFJH = 1), OR PEMLR = 7 AND PEJHWKO = 1)  VALID ENTRIES  0 = Not Eligible For Edit 1 = Eligible For Edit	458 - 459
PRAGNA	2	AGRICULTURE/ NON-AGRICULTURE INDUSTRY  EDITED UNIVERSE: PRIOELG = 1  VALID ENTRIES  1 = Agricultural 2 = Non-Agricultural	460 - 461
PRCOW1	2	CLASS OF WORKER RECODE - JOB 1  EDITED UNIVERSE: PRIOELG = 1  VALID ENTRIES  1 = Federal Govt 2 = State Govt 3 = Local Govt 4 = Private (Incl. Self-Employed Incorp.) 5 = Self-Employed, Unincorp. 6 = Without Pay	462 - 463
PRCOW2	2	CLASS OF WORKER RRECODE - JOB 2  EDITED UNIVERSE: PRIOELG = 1 AND PEMJOT = 1 AND HRMIS = 4 OR 8  VALID ENTRIES  1 = Federal Govt 2 = State Govt	464 - 465

NAME	SIZE	DESCRIPTION	LOCATION
		3 = Local Govt 4 = Private (Incl. Self-Employed Incorp.) 5 = Self-Employed, Unincorp. 6 = Without Pay	
PRCOWPG	2	COW - PRIVATE OR GOVERNMENT  EDITED UNIVERSE: PEIO1COW = 1 - 5  VALID ENTRIES  1 = Private 2 = Government	466 - 467
PRDTCOW1	2	DETAILED CLASS OF WORKER RECODE - JOB 1  EDITED UNIVERSE: PRIOELG = 1  VALID ENTRIES  1 = Agri., Wage & Salary, Private 2 = Agri., Wage & Salary, Government 3 = Agri., Self-Employed 4 = Agri., Unpaid 5 = Nonag, Ws, Private, Private Hhlds 6 = Nonag, Ws, Private, Other Private 7 = Nonag, Ws, Govt, Federal 8 = Nonag, Ws, Govt, State 9 = Nonag, Ws, Govt, Local 10 = Nonag, Self-Employed 11 = Nonag, Unpaid	468 - 469
PRDTCOW2	2	DETAILED CLASS OF WORKER RECODE - JOB 2  EDITED UNIVERSE: PRIOELG = 1 AND PEMJOT = 1 AND HRMIS = 4 OR 8  VALID ENTRIES  1 = Agri., Wage & Salary, Private 2 = Agri., Wage & Salary, Government 3 = Agri., Self-Employed 4 = Agri., Unpaid 5 = Nonag, Ws, Private, Private Hhlds 6 = Nonag, Ws, Private, Other Private 7 = Nonag, Ws, Govt, Federal 8 = Nonag, Ws, Govt, State 9 = Nonag, Ws, Govt, Local 10 = Nonag, Self-Employed 11 = Nonag, Unpaid	470 - 471

NAME	SIZE	DESCRIPTION	LOCATION
PRDTIND1	2	DETAILED INDUSTRY RECODE - JOB 1	472 - 473

EDITED UNIVERSE: PRIOELG = 1

VALID ENTRIES

- 1 = Goods Producing-Agricultural Services
- 2 = Goods Producing-Other Agricultural
- 3 = Mining
- 4 = Construction
- 5 = Mfg-Lumber & Wood Prods, Ex Furniture
- 6 = Mfg-Furniture & Fixtures
- 7 = Mfg-Stone, Clay, Concrete, Glass Prods
- 8 = Mfg-Primary Metals
- 9 = Mfg-Fabricated Metals
- 10 = Mfg-Not Specified Metal Industries
- 11 = Mfg-Machinery, Ex Electrical
- 12 = Mfg-Electrical Machinery, Equip Supplies
- 13 = Mfg-Motor Vehicles & Equip
- 14 = Mfg-Aircraft & Parts
- 15 = Mfg-Other Transportation Equipment
- 16 = Mfg-Professional & Photo Equip, Watches
- 17 = Mfg-Toys, Amusement & Sporting Goods
- 18 = Mfg-Misc & Nec Mfg Industries
- 19 = Mfg-Food & Kindred Prods
- 20 = Mfg-Tobacco Prods
- 21 = Mfg-Textile Mill Prods
- 22 = Mfg-Apparel & Other Finished Textile Pr
- 23 = Mfg-Paper & Allied Products
- 24 = Mfg-Printing, Publishing & Allied Inds
- 25 = Mfg-Chemicals & Allied Prods
- 26 = Mfg-Petroleum & Coal Prods
- 27 = Mfg-Rubber & Misc Plastic Prods
- 28 = Mfg-Leather & Leather Prods
- 29 = Transportation
- 30 = Communications
- 31 = Utilities & Sanitary Services
- 32 = Wholesale Trade
- 33 = Eating And Drinking Places
- 34 = Other Retail Trade
- 35 = Banking And Other Finance
- 36 = Insurance And Real Estate
- 37 = Private Household Services
- 38 = Business Services
- 39 = Automobile And Repair Services
- 40 = Personal Serv Exc Private Households
- 41 = Entertainment & Recreation Services
- 42 = Hospitals
- 43 = Health Services, Exc. Hospitals
- 44 = Educational Services
- 45 = Social Services
- 46 = Other Professional Services
- 47 = Forestry & Fisheries
- 48 = Justice, Public Order & Safety
- 49 = Admin Of Human Resource Programs

NAME	SIZE	DESCRIPTION	LOCATION
------	------	-------------	----------

- 50 = National Security & Internal Affairs
- 51 = Other Public Administration
- 52 = Armed Forces

PRDTIND2	2	DETAILED INDUSTRY RECODE - JOB 2	474 - 475
----------	---	----------------------------------	-----------

EDITED UNIVERSE: PRIOELG = 1 AND PEMJOT = 1 AND  
HRMIS = 4 OR 8

VALID ENTRIES

- 1 = Goods Producing-Agricultural Services
- 2 = Goods Producing-Other Agricultural
- 3 = Mining
- 4 = Construction
- 5 = Mfg-Lumber & Wood Prods, Ex Furniture
- 6 = Mfg-Furniture & Fixtures
- 7 = Mfg-Stone, Clay, Concrete, Glass Prods
- 8 = Mfg-Primary Metals
- 9 = Mfg-Fabricated Metals
- 10 = Mfg-Not Specified Metal Industries
- 11 = Mfg-Machinery, Ex Electrical
- 12 = Mfg-Electrical Machinery, Equip Supplies
- 13 = Mfg-Motor Vehicles & Equip
- 14 = Mfg-Aircraft & Parts
- 15 = Mfg-Other Transportation Equipment
- 16 = Mfg-Professional & Photo Equip, Watches
- 17 = Mfg-Toys, Amusement & Sporting Goods
- 18 = Mfg-Misc & Nec Mfg Industries
- 19 = Mfg-Food & Kindred Prods
- 20 = Mfg-Tobacco Prods
- 21 = Mfg-Textile Mill Prods
- 22 = Mfg-Apparel & Other Finished Textile Pr
- 23 = Mfg-Paper & Allied Products
- 24 = Mfg-Printing, Publishing & Allied Inds
- 25 = Mfg-Chemicals & Allied Prods
- 26 = Mfg-Petroleum & Coal Prods
- 27 = Mfg-Rubber & Misc Plastic Prods
- 28 = Mfg-Leather & Leather Prods
- 29 = Transportation
- 30 = Communications
- 31 = Utilities & Sanitary Services
- 32 = Wholesale Trade
- 33 = Eating And Drinking Places
- 34 = Other Retail Trade
- 35 = Banking And Other Finance
- 36 = Insurance And Real Estate
- 37 = Private Household Services
- 38 = Business Services
- 39 = Automobile And Repair Services
- 40 = Personal Serv Exc Private Households
- 41 = Entertainment & Recreation Services
- 42 = Hospitals
- 43 = Health Services, Exc. Hospitals
- 44 = Educational Services
- 45 = Social Services
- 46 = Other Professional Services

NAME	SIZE	DESCRIPTION	LOCATION
		47 = Forestry & Fisheries	
		48 = Justice, Public Order & Safety	
		49 = Admin Of Human Resource Programs	
		50 = National Security & Internal Affairs	
		51 = Other Public Administration	
		52 = Armed Forces	

PRDTOCC1	2	DETAILED OCCUPATION RECODE - JOB 1	476 - 477
----------	---	------------------------------------	-----------

EDITED UNIVERSE: PRIOELG = 1

VALID ENTRIES

- 1 = Officials & Administrators, Public Admin.
- 2 = Other Executive, Admin. & Managerial
- 3 = Management Related Occupations
- 4 = Engineers
- 5 = Mathematical And Computer Scientists
- 6 = Natural Scientists
- 7 = Health Diagnosing Occupations
- 8 = Health Assessment And Treatment Occupations
- 9 = Teachers, College And University
- 10 = Teachers, Except College And University
- 11 = Lawyers And Judges
- 12 = Other Professional Specialty Occupations
- 13 = Health Technologists And Technicians
- 14 = Engineering And Science Technicians
- 15 = Technicians, Except Health, Engineering, And Science
- 16 = Supervisors And Proprietors, Sales Occupations
- 17 = Sales Reps, Finance And Business Services
- 18 = Sales Reps, Commodities, Except Retail
- 19 = Sales Workers, Retail & Personal Services
- 20 = Sales Related Occupations
- 21 = Supervisors, Administrative Support
- 22 = Computer Equipment Operators
- 23 = Secretaries, Stenographers, And Typists
- 24 = Financial Records Processing
- 25 = Mail And Message Distribution
- 26 = Other Admin. Support, Including Clerical
- 27 = Private Household Service Occupations
- 28 = Protective Service
- 29 = Food Service
- 30 = Health Service
- 31 = Cleaning And Building Service
- 32 = Personal Service
- 33 = Mechanics And Repairers
- 34 = Construction Trades
- 35 = Other Precision Production, Craft, And Repair
- 36 = Machine Operators, And Tenders, Except Precision
- 37 = Fabricators, Assemblers, Inspectors, Samplers
- 38 = Motor Vehicle Operators
- 39 = Other Transportation And Material Moving Occupations
- 40 = Construction Laborers
- 41 = Freight, Stock, & Materials Handlers
- 42 = Other Handlers, Equip. Cleaners, Helpers, Laborers
- 43 = Farm Operators And Managers
- 44 = Farm Workers And Related Occupations

NAME	SIZE	DESCRIPTION	LOCATION
		45 = Forestry And Fishing Occupations	
		46 = Armed Forces	
PRDTOCC2	2	DETAILED OCCUPATION RECODE	478 - 479

EDITED UNIVERSE: PRIOELG = 1 AND PEMJOT = 1 AND HRMIS = 4 OR 8

VALID ENTRIES

- 1 = Officials & Administrators, Public Admin.
- 2 = Other Executive, Admin. & Managerial
- 3 = Management Related Occupations
- 4 = Engineers
- 5 = Mathematical And Computer Scientists
- 6 = Natural Scientists
- 7 = Health Diagnosing Occupations
- 8 = Health Assessment And Treatment Occupations
- 9 = Teachers, College And University
- 10 = Teachers, Except College And University
- 11 = Lawyers And Judges
- 12 = Other Professional Specialitu Occupations
- 13 = Health Technologists And Technicians
- 14 = Engineering And Science Technicians
- 15 = Technicians, Except Health, Engineering, And Science
- 16 = Supervisors And Proprietors, Sales Occupations
- 17 = Sales Reps, Finance And Business Services
- 18 = Sales Reps, Commodities, Except Retail
- 19 = Sales Workers, Retail & Personal Services
- 20 = Sales Related Occupations
- 21 = Supervisors, Administrative Support
- 22 = Computer Equipment Operators
- 23 = Secretaries, Stenographers, And Typists
- 24 = Financial Records Processing
- 25 = Mail And Message Distribution
- 26 = Other Admin. Support, Including Clerical
- 27 = Private Household Service Occupations
- 28 = Protective Service
- 29 = Food Service
- 30 = Health Service
- 31 = Cleaning And Building Service
- 32 = Personal Service
- 33 = Mechanics And Repairers
- 34 = Construction Trades
- 35 = Other Precision Production, Craft, And Repair
- 36 = Machine Operators, And Tenders, Except Precision
- 37 = Fabricators, Assemblers, Inspectors, Samplers
- 38 = Motot Vehicle Operators
- 39 = Other Transportation And Material Moving Occupations
- 40 = Construction Laborers
- 41 = Freight, Stock, & Materials Handlers
- 42 = Other Handlers, Equipt. Cleaners, Helpers, Laborers
- 43 = Farm Operators And Managers
- 44 = Farm Workers And Related Occupations
- 45 = Forestry And Fishing Occupations
- 46 = Armed Forces

NAME	SIZE	DESCRIPTION	LOCATION
PREMP	2	EMPLOYED PERSONS (NON-FARM & NON-PRIVATE HHL) RECODE  EDITED UNIVERSE: PEMLR = 1 OR 2 AND PEIO1OCD ne 403-407, 473-484  VALID ENTRY  1 Employed Persons (Exc. Farm & Priv HH)	480 - 481
PRMJIND1	2	MAJOR INDUSTRY RECODE - JOB 1  EDITED UNIVERSE: PRDTIND1 = 1-51  VALID ENTRIES  1 = Agriculture 2 = Mining 3 = Construction 4 = Manufacturing - Durable Goods 5 = Manufacturing - Non-Durable Goods 6 = Transportation 7 = Communications 8 = Utilities And Sanitary Services 9 = Wholesale Trade 10 = Retail Trade 11 = Finance, Insurance, And Real Estate 12 = Private Households 13 = Business, Auto And Repair Services 14 = Personal Services, Exc. Private Hhlds 15 = Entertainment And Recreation Services 16 = Hospitals 17 = Medical Services, Exc. Hospitals 18 = Educational Services 19 = Social Services 20 = Other Professional Services 21 = Forestry And Fisheries 22 = Public Administration 23 = Armed Forces	482 - 483
PRMJIND2	2	MAJOR INDUSTRY RECODE - JOB 2  EDITED UNIVERSE: PRDTIND2 = 1-51  VALID ENTRIES  1 = Agriculture 2 = Mining 3 = Construction 4 = Manufacturing - Durable Goods 5 = Manufacturing - Non-Durable Goods 6 = Transportation 7 = Communications 8 = Utilities And Sanitary Services 9 = Wholesale Trade 10 = Retail Trade 11 = Finance, Insurance, And Real Estate	484 - 485

NAME	SIZE	DESCRIPTION	LOCATION
------	------	-------------	----------

- 12 = Private Households
- 13 = Business, Auto And Repair Services
- 14 = Personal Services, Exc. Private Hhlds
- 15 = Entertainment And Recreation Services
- 16 = Hospitals
- 17 = Medical Services, Exc. Hospitals
- 18 = Educational Services
- 19 = Social Services
- 20 = Other Professional Services
- 21 = Forestry And Fisheries
- 22 = Public Administration
- 23 = Armed Forces

PRMJOC1	2	MAJOR OCCUPATION RECODE - JOB 1	486 - 487
---------	---	------------------------------------	-----------

EDITED UNIVERSE: PRDTOCC1 = 1-46

VALID ENTRIES

- 1 = Executive, Administrative, & Managerial Occupations
- 2 = Professional Specialty Occupations
- 3 = Technicians And Related Support Occupations
- 4 = Sales Occupations
- 5 = Administrative Support Occupations, Including Clerical
- 6 = Private Household Occupations
- 7 = Protective Service Occupations
- 8 = Service Occupations, Except Protective & Hhld
- 9 = Precision Production, Craft & Repair Occupations
- 10 = Machine Operators, Assemblers & Inspectors
- 11 = Transportation And Material Moving Occupations
- 12 = Handlers, Equip Cleaners, Helpers, Laborers
- 13 = Farming, Forestry And Fishing Occupations
- 14 = Armed Forces

PRMJOC2	2	MAJOR OCCUPATION RECODE - JOB 2	488 - 489
---------	---	------------------------------------	-----------

EDITED UNIVERSE: PRDTOCC2 = 1-46

VALID ENTRIES

- 1 = Executive, Administrative, & Managerial Occupations
- 2 = Professional Specialty Occupations
- 3 = Technicians And Related Support Occupations
- 4 = Sales Occupations
- 5 = Administrative Support Occupations, Including Clerical
- 6 = Private Household Occupations
- 7 = Protective Service Occupations
- 8 = Service Occupations, Except Protective & Hhld
- 9 = Precision Production, Craft & Repair Occupations
- 10 = Machine Operators, Assemblers & Inspectors
- 11 = Transportation And Material Moving Occupations
- 12 = Handlers, Equip Cleaners, Helpers, Laborers
- 13 = Farming, Forestry And Fishing Occupations
- 14 = Armed Forces



NAME	SIZE	DESCRIPTION	LOCATION
PRMJOCGR	2	MAJOR OCCUPATION CATEGORIES  EDITED UNIVERSE: PRMJOC = 1-13  VALID ENTRIES  1 = Managerial & Professional, Technical, Sales & Support Occupations 2 = Service Occupations 3 = Production, Craft, Repair, Operators 4 = Farming, Forestry & Fishing Occupations	490 - 491
PRNAGPWS	2	NON-AGRICULTURE, PRIVATE WAGE AND SALARY WORKERS RECODE  EDITED UNIVERSE: PRCOW1 = 1 AND PEIO1ICD ne 761 OR 010-030  VALID ENTRY  1 Non-ag Priv Wage & Salary (Ex Priv HH)	492 - 493
PRNAGWS	2	NON-AGRICULTURE WAGE AND SALARY WORKERS RECODE  EDITED UNIVERSE: PEMLR = 1-4 AND PRCOW = 1-4 AND PEIO1ICD ne 010-030  VALID ENTRY  1 Non-ag Wage And Salary Workers	494 - 495
PRSJMJ	2	SINGLE/MULTIPLE JOBHOLDER  EDITED UNIVERSE: PEMLR = 1 OR 2  VALID ENTRIES  1 = Single Jobholder 2 = Multiple Jobholder	496 - 497
PRERELG	2	EARNINGS ELIGIBILITY FLAG  EDITED UNIVERSE: PEMLR = 1-2 AND HRMIS = 4 OR 8  VALID ENTRIES  0 = Not Eligible For Edit 1 = Eligible For Edit	498 - 499

NAME	SIZE	DESCRIPTION	LOCATION
PEERNUOT	2	DO YOU USUALLY RECEIVE OVERTIME PAY, TIPS, OR COMMISSIONS AT YOUR JOB?  EDITED UNIVERSE: PRERELG = 1  VALID ENTRIES  1 = Yes 2 = No	500 - 501
PEERNPER	2	PERIODICITY  EDITED UNIVERSE: PRERELG = 1  VALID ENTRIES  1 = Hourly 2 = Weekly 3 = Bi-Weekly 4 = Twice Monthly 5 = Monthly 6 = Annually 7 = Other - Specify	502 - 503
PEERNRT	2	(EVEN THOUGH YOU TOLD ME IT IS EASIER TO REPORT YOUR EARNINGS (PERIODICITY); ARE YOU PAID AT AN HOURLY RATE ON YOUR (MAIN/THIS) JOB?  EDITED UNIVERSE: PEERNPER = 2-7  VALID ENTRIES  1 = Yes 2 = No	504 - 505
PEERNHRY	2	HOURLY/NONHOURLY STATUS  EDITED UNIVERSE: PRERELG = 1  VALID ENTRIES  1 = Hourly Worker 2 = Nonhourly Worker	506 - 507
PUERNH1C	4	WHAT IS YOUR HOURLY RATE OF PAY ON THIS JOB, EXCLUDING OVERTIME PAY, TIPS OR COMMISSION? DOLLAR AMOUNT - 2 IMPLIED DECIMALS  VALID ENTRIES  0 = Min Value 9999 = Max Value	508 - 511

NAME	SIZE	DESCRIPTION	LOCATION
PEERNH2	4	(EXCLUDING OVERTIME PAY, TIPS AND COMMISSIONS) WHAT IS YOUR HOURLY RATE OF PAY ON YOUR (MAIN/THIS) JOB? DOLLAR AMOUNT - 2 IMPLIED DECIMALS  EDITED UNIVERSE: PEERNRT = 1  VALID ENTRIES  0 = Min Value 9999 = Max Value	512 - 515
PEERNH10	4	OUT VARIABLE FOR HOURLY RATE OF PAY (2 IMPLIED DECIMALS)  EDITED UNIVERSE: PEERNPER = 1  VALID ENTRIES  0 = Min Value 9999 = Max Value	516 - 519
PRERNHLY	4	RECODE FOR HOURLY RATE 2 IMPLIED DECIMALS  EDITED UNIVERSE: PEERNPER = 1 OR PEERNRT = 1  VALID ENTRIES  0 = Min Value 9999 = Max Value	520 - 523
PTHR	1	HOURLY PAY - TOP CODE  VALID ENTRIES  0 = Not Topcoded 1 = Topcoded	524 - 524
PEERNHRO	2	USUAL HOURS  EDITED UNIVERSE: PEERNH10 = ENTRY  VALID ENTRIES  0 = Min Value 99 = Max Value	525 - 526
PRERNWA	8	WEEKLY EARNINGS RECODE 2 IMPLIED DECIMALS  EDITED UNIVERSE: PRERELG = 1  VALID ENTRIES  0 = Min Value 1923 = Max Value	527 - 534

NAME	SIZE	DESCRIPTION	LOCATION
PTWK	1	WEEKLY EARNINGS - TOP CODE 0 = Not Topcoded 1 = Topcoded	535 - 535
PEERNVR1	2	I HAVE ESTIMATED YOUR USUAL WEEKLY EARNINGS (FOR YOUR MAIN JOB) AS ( ) BEFORE TAXES OR OTHER DEDUCTIONS. DOES THAT SOUND CORRECT?  EDITED UNIVERSE: PEERNHRO = ENTRY  VALID ENTRIES  1 = Yes 2 = No	536 - 537
PEERNVR3	2	I HAVE ESTIMATED YOUR TOTAL WEEKLY EARNINGS (FOR YOUR MAIN JOB) AS ( ) BEFORE TAXES OR OTHER DEDUCTIONS. DOES THAT SOUND CORRECT?  EDITED UNIVERSE: PEERNVR1 = -2 OR 2 (THIS IS AN APPROXIMATE UNIVERSE AS THE VARIABLES WHICH COMPRISE THE UNIVERSE ARE NOT INCLUDED ON THIS FILE)  VALID ENTRIES  1 = Yes 2 = No	538 - 539
PEERN	8	CALCULATED WEEKLY OVERTIME AMOUNT 2 IMPLIED DECIMALS  EDITED UNIVERSE: PEERNUOT = 1 AND PEERNPER = 1  VALID ENTRIES  0 = Min Value 99999999 = Max Value	540 - 547
PUERN2	8	CALCULATED WEEKLY OVERTIME AMOUNT 2 IMPLIED DECIMALS  VALID ENTRIES  0 = Min Value 99999999 = Max Value	548 - 555
PTOT	1	WEEKLY OVERTIME AMOUNT - TOP CODE  VALID ENTRIES  0 = Not Topcoded 1 = Topcoded	556 - 556

NAME	SIZE	DESCRIPTION	LOCATION
PUERNVR4	2	I HAVE RECORDED YOUR TOTAL EARNINGS (FOR YOUR MAIN JOB) AS ( ) BEFORE TAXES OR OTHER DEDUCTIONS. IS THAT CORRECT?  VALID ENTRIES  1 = Yes 2 = No	557 - 558
PEERNWKP	2	HOW MANY WEEKS A YEAR DO YOU GET PAID FOR?  EDITED UNIVERSE: PEERNPER = 6  VALID ENTRIES  01 = Min Value 52 = Max Value	559 - 560
PEERNLAB	2	ON THIS JOB, ARE YOU A MEMBER OF A LABOR UNION OR OF AN EMPLOYEE ASSOCIATION SIMILAR TO A UNION?  EDITED UNIVERSE: (PEIO1COW = 1-5 AND PEMLR = 1-2 AND HRMIS = 4, 8)  VALID ENTRIES  1 = Yes 2 = No	561 - 562
PEERNCOV	2	ON THIS JOB ARE YOU COVERED BY A UNION OR EMPLOYEE ASSOCIATION CONTRACT?  EDITED UNIVERSE: (PEIO1COW = 1-5 AND PEMLR = 1-2 AND HRMIS = 4, 8)  VALID ENTRIES  1 = Yes 2 = No	563 - 564
PENLFJH	2	WHEN DID YOU LAST WORK AT A JOB OR BUSINESS?  EDITED UNIVERSE: HRMIS = 4 OR 8 AND PEMLR = 3-7  VALID ENTRIES  1 = Within The Last 12 Months 2 = More Than 12 Months Ago 3 = Never Worked	565 - 566

NAME	SIZE	DESCRIPTION	LOCATION
PENLFRET	2	ARE YOU RETIRED FROM A JOB OR BUSINESS?  EDITED UNIVERSE: PEAGE = 50+ AND PEMLR = 3-7  VALID ENTRIES  1 = Yes 2 = No	567 - 568
PENLFACT	2	WHAT BEST DESCRIBES YOUR SITUATION AT THIS TIME? FOR EXAMPLE, ARE YOU DISABLED, ILL, IN SCHOOL, TAKING CARE OF HOUSE OR FAMILY, OR SOMETHING ELSE?  EDITED UNIVERSE: (PEAGE = 14-49) or (PENLFRET = 2)  VALID ENTRIES  1 = Disabled 2 = Ill 3 = In School 4 = Taking Care Of House Or Family 5 = In Retirement 6 = Something Else/Other	569 - 570
PUNLFCK1	2	NOT IN LABOR FORCE CHECK ITEM - 1  VALID ENTRIES  1 = If AGERNG Equals 1-4 or 9 Then Goto NifACT 2 = All Others Goto NIFRET	571 - 572
PUNLFCK2	2	NOT IN LABOR FORCE CHECK ITEM - 2  VALID ENTRIES  1 = If MISCL Equals 4 or 8 Then Goto NIFJH 2 = All Others Goto LBFR-END	573 - 574
PESCHENR	2	LAST WEEK, WERE YOU ENROLLED IN A HIGH SCHOOL, COLLEGE, OR UNIVERSITY?  EDITED UNIVERSE: PRPERTYP = 2 and PEAGE = 16-24  VALID ENTRIES  1 = Yes 2 = No	575 - 576

NAME	SIZE	DESCRIPTION	LOCATION
PESCHFT	2	ARE YOU ENROLLED IN SCHOOL AS A FULL-TIME OR PART-TIME STUDENT?  EDITED UNIVERSE: PESCHLVL = 1, 2  VALID ENTRIES  1 = Full-Time 2 = Part-Time	577 - 578
PESCHLVL	2	WOULD THAT BE HIGH SCHOOL, COLLEGE, OR UNIVERSITY?  EDITED UNIVERSE: PESCHENR = 1  VALID ENTRIES  1 = High School 2 = College or University	579 - 580
PRNLFSCH	2	NLF ACTIVITY - IN SCHOOL OR NOT IN SCHOOL  EDITED UNIVERSE: PENLFACT = -1 OR 1-6 AND PEAGE = 16-24  VALID ENTRIES  1 = In School 2 = Not in School  PERSON'S WEIGHTS	581 - 582
PWFMWGT	10	FAMILY WEIGHT (4 IMPLIED DECIMALS) ONLY USED FOR TALLYING FAMILY CHARACTERISTICS.  EDITED UNIVERSE: PRPERTYP = 1-3	583 - 592
PWLGWGT	10	LONGITUDINAL WEIGHT (4 IMPLIED DECIMALS) ONLY FOUND ON ADULT RECORDS MATCHED FROM MONTH TO MONTH. (USED FOR GROSS FLOWS ANALYSIS)  EDITED UNIVERSE: PRPERTYP = 2	593 - 602
PWORWGT	10	OUTGOING ROTATION WEIGHT (4 IMPLIED DECIMALS) USED FOR TALLYING INFORMATION COLLECTED ONLY IN OUTGOING ROTATIONS (i.e., EARNINGS, 2nd JOB I & O, DETAILED NILF)  EDITED UNIVERSE: PRPERTYP = 2	603 - 612

NAME	SIZE	DESCRIPTION	LOCATION
PWSSWGT	10	FINAL WEIGHT (4 IMPLIED DECIMAL PLACES) USED FOR MOST TABULATIONS, CONTROLLED TO INDEPENDENT ESTIMATES FOR 1) STATES; 2) ORIGIN, SEX, AND AGE; AND 3) AGE, RACE, AND SEX.  EDITED UNIVERSE: PRPERTYP = 1-3	613 - 622
PWVETWGT	10	VETERANS WEIGHT 4 IMPLIED DECIMALS) USED FOR TALLYING VETERAN'S DATA ONLY, CONTROLLED TO ESTIMATES OF VETERANS SUPPLIED BY VA.  EDITED UNIVERSE: PRPERTYP = 2	623 - 632
FILLER	6	  ALLOCATION FLAGS	633 - 638
PRWERNAL	2	ALLOCATION FLAG  WEEKLY EARNINGS RECODE (PRERNWA) ALLOCATION FLAG  EDITED UNIVERSE: PRERELG = 1  00 = NO ALLOCATION 01 = ONE OR MORE COMPONENTS OF THE RECODE ARE ALLOCATED	639 - 640
PRHERNAL	2	ALLOCATION FLAG  HOURLY EARNINGS RECODE (PRERNHLY) ALLOCATION FLAG  EDITED UNIVERSE: PRERNHRY = 1  00 = NO ALLOCATION 01 = ONE OR MORE COMPONENT OF THE RECODE ARE ALLOCATED (See the allocation flags attachment for a description of allocation values)	641 - 642
HXTENURE	2	ALLOCATION FLAG	643 - 644
HXHOUSUT	2	ALLOCATION FLAG	645 - 646
HXTELHHD	2	ALLOCATION FLAG	647 - 648
HXTELAVL	2	ALLOCATION FLAG	649 - 650
HXPHONEO	2	ALLOCATION FLAG	651 - 652
PXINUSYR	2	ALLOCATION FLAG	653 - 654
PXRRP	2	ALLOCATION FLAG	655 - 656



NAME	SIZE	DESCRIPTION	LOCATION
PXPARENT	2	ALLOCATION FLAG	657 - 658
PXAGE	2	ALLOCATION FLAG	659 - 660
PXMARITL	2	ALLOCATION FLAG	661 - 662
PXSPOUSE	2	ALLOCATION FLAG	663 - 664
PXSEX	2	ALLOCATION FLAG	665 - 666
PXAFWHEN	2	ALLOCATION FLAG	667 - 668
PXAFNOW	2	ALLOCATION FLAG	669 - 670
PXEDUCA	2	ALLOCATION FLAG	671 - 672
PXRACE	2	ALLOCATION FLAG	673 - 674
PXNATVTY	2	ALLOCATION FLAG	675 - 676
PXMNTVTY	2	ALLOCATION FLAG	677 - 678
PXFNTVTY	2	ALLOCATION FLAG	794 - 680
FILLER	2		681 - 682
PXORIGIN	2	ALLOCATION FLAG	683 - 684
PXMLR	2	ALLOCATION FLAG	685 - 686
PXRET1	2	ALLOCATION FLAG	687 - 688
PXABSRSN	2	ALLOCATION FLAG	689 - 690
PXABSPDO	2	ALLOCATION FLAG	691 - 692
PXMJOT	2	ALLOCATION FLAG	693 - 694
PXMJNUM	2	ALLOCATION FLAG	695 - 696
PXHRUSL1	2	ALLOCATION FLAG	697 - 698
PXHRUSL2	2	ALLOCATION FLAG	699 - 700
PXHRFTPT	2	ALLOCATION FLAG	701 - 702
PXHRUSLT	2	ALLOCATION FLAG	703 - 704
PXHRWANT	2	ALLOCATION FLAG	705 - 706
PXHRRSN1	2	ALLOCATION FLAG	707 - 708
PXHRRSN2	2	ALLOCATION FLAG	709 - 710
PXHRACT1	2	ALLOCATION FLAG	711 - 712
PXHRACT2	2	ALLOCATION FLAG	713 - 714

NAME	SIZE	DESCRIPTION	LOCATION
PXHRACTT	2	ALLOCATION FLAG	715 - 716
PXHRRSN3	2	ALLOCATION FLAG	717 - 718
PXHRAVL	2	ALLOCATION FLAG	719 - 720
PXLAYAVL	2	ALLOCATION FLAG	721 - 722
PXLAYLK	2	ALLOCATION FLAG	723 - 724
PXLAYDUR	2	ALLOCATION FLAG	725 - 726
PXLAYFTO	2	ALLOCATION FLAG	727 - 728
PXLKM1	2	ALLOCATION FLAG	729 - 730
PXLKAVL	2	ALLOCATION FLAG	731 - 732
PXLKLL10	2	ALLOCATION FLAG	733 - 734
PXLKLL20	2	ALLOCATION FLAG	735 - 736
PXLKLWO	2	ALLOCATION FLAG	737 - 738
PXLKDUR	2	ALLOCATION FLAG	739 - 740
PXLKFTO	2	ALLOCATION FLAG	741 - 742
PXDWWNTO	2	ALLOCATION FLAG	743 - 744
PXDWRSN	2	ALLOCATION FLAG	745 - 746
PXDWLKO	2	ALLOCATION FLAG	747 - 748
PXDWWK	2	ALLOCATION FLAG	749 - 750
PXDW4WK	2	ALLOCATION FLAG	751 - 752
PXDWLKWK	2	ALLOCATION FLAG	753 - 754
PXDWAVL	2	ALLOCATION FLAG	755 - 756
PXDWAVR	2	ALLOCATION FLAG	757 - 758
PXJHWKO	2	ALLOCATION FLAG	759 - 760
PXJHRSN	2	ALLOCATION FLAG	761 - 762
PXJHWANT	2	ALLOCATION FLAG	763 - 764
PXIO1COW	2	ALLOCATION FLAG	765 - 766
PXIO1ICD	2	ALLOCATION FLAG	767 - 768
PXIO1OCD	2	ALLOCATION FLAG	769 - 770
PXIO2COW	2	ALLOCATION FLAG	771 - 772

NAME	SIZE	DESCRIPTION	LOCATION
PXIO2ICD	2	ALLOCATION FLAG	773 - 774
PXIO2OCD	2	ALLOCATION FLAG	775 - 776
PXERNUOT	2	ALLOCATION FLAG	777 - 778
PXERNPER	2	ALLOCATION FLAG	779 - 780
PXERNH1O	2	ALLOCATION FLAG	781 - 782
PXERNHRO	2	ALLOCATION FLAG	783 - 784
PXERN	2	ALLOCATION FLAG	785 - 786
PXERNVR1	2	ALLOCATION FLAG	787 - 788
PXERNVR3	2	ALLOCATION FLAG	789 - 790
PXERNWKP	2	ALLOCATION FLAG	791 - 792
PXERNRT	2	ALLOCATION FLAG	793 - 794
PXERNHRY	2	ALLOCATION FLAG	795 - 796
PXERNH2	2	ALLOCATION FLAG	797 - 798
PXERNLAB	2	ALLOCATION FLAG	799 - 800
PXERNCOV	2	ALLOCATION FLAG	801 - 802
PXNLFJH	2	ALLOCATION FLAG	803 - 804
PXNLFRET	2	ALLOCATION FLAG	805 - 806
PXNLFACT	2	ALLOCATION FLAG	807 - 808
PXSCHENR	2	ALLOCATION FLAG	809 - 810
PXSCHFT	2	ALLOCATION FLAG	811 - 812
PXSCHLVL	2	ALLOCATION FLAG	813 - 814

## ATTACHMENT 9

### SUPPLEMENT RECORD LAYOUT

#### October 1995 School Enrollment Supplement - Adult's Items

NAME	SIZE	DESCRIPTION	LOCATION
PESCHOOL	2	Is ... attending or enrolled in regular school?  EDITED UNIVERSE  PRPERTYP = 2  VALID ENTRIES  01 = Yes (Ask PEPUBLIC) 02 = No (Skip to PEVOCA)	815-816
PEPUBLIC	2	Is ... enrolled in public or private school?  EDITED UNIVERSE  PESCHOOL = 1  VALID ENTRIES  - 1 = Out of universe 01 = Public 02 = Private	817-818
PEGRADE	2	What grade or year is ... attending?  EDITED UNIVERSE  PRPERTYP = 2  VALID ENTRIES  - 1 = Out of universe 01-08 = Elementary (Skip to PELASTYR) 09-12 = High School (Skip to PELASTYR) 13 = 1st year of college (freshman) 14 = 2nd year of college (sophomore) 15 = 3rd year of college (junior) 16 = 4th year of college (senior) 17 = 1st year of graduate school 18 = 2nd year or higher of graduate school	819-820

NAME	SIZE	DESCRIPTION	LOCATION
PEFULL	2	Is ... attending college full-time or part-time?  EDITED UNIVERSE  PEGRADE = 13-18  VALID ENTRIES  - 1 = Out of universe 01 = Full-time 02 = Part-time	821-822
PETYPE	2	Is this a 2-year or a 4-year college or university?  EDITED UNIVERSE  PEGRADE = 13-18  VALID ENTRIES  - 1 = Out of universe 01 = 2-year college (community or junior college) 02 = 4-year college or university	823-824
PEVOCA	2	Excluding (regular college courses and) on-the-jobtraining, is ... taking any business, vocational, technical, secretarial, trade, or correspondence courses?  EDITED UNIVERSE  PESCHOOL = 2 OR PEGRADE = 13-18  VALID ENTRIES  - 1 = Out of universe 01 = Yes 02 = No	825-826
PELASTYR	2	Was ... attending or enrolled in a regular school or college in October 1993, that is, October of last year?  EDITED UNIVERSE  PRPERTYP = 2  VALID ENTRIES  01 = Yes (Ask PELASTGD) 02 = No (Skip to Internal Check Item A)	827-828

NAME	SIZE	DESCRIPTION	LOCATION
PELASTGD	2	What grade or year was ... attending last year?	829-830
		EDITED UNIVERSE	
		PELASTYR = 1	
		VALID ENTRIES	
		- 1 = Out of universe	
		01-08 = Elementary	
		09-12 = High School	
		13 = 1st year of college (freshman)	
		14 = 2nd year of college (sophomore)	
		15 = 3rd year of college (junior)	
		16 = 4th year of college (senior)	
		17 = 1st year of graduate school	
		18 = 2nd year or higher of graduate school	

**INTERNAL CHECK ITEM A**  
**GRADE = 1-12 (Skip to INTERNAL CHECK ITEM B)**  
**All others**  
**PEAGE = 15-29**  
**College Graduate (PEEDUCA = 41-46) Skip to YRDEG**  
**High school Graduate (PEEDUCA = 39-40) Skip to YRDIP**  
**Not High school graduate (PEEDUCA <39) Ask YRATT**  
**PEAGE = 30+ (Skip to INTERNAL CHECK ITEM D)**

PEYRATT	2	In what calendar year did ... last attend regular school?	831-832
		EDITED UNIVERSE	
		PEAGE = 15-29 AND PEEDUCA <39	
		VALID ENTRIES	
		- 1 = Out of universe	
		01 = 1995	
		02 = 1994 or before	
		03 = Never attended	
		<b>(In all cases, Skip to PEGED)</b>	

PEYRDEG	2	In what calendar year did ... receive his/her most recent degree?	833-834
		EDITED UNIVERSE	
		PEAGE = 15-29b AND PEEDUCA = 41-46	
		VALID ENTRIES	
		- 1 = Out of universe	
		01 = 1995	
		02 = 1994 or before	

NAME	SIZE	DESCRIPTION	LOCATION
PEYRDIP	2	In what calendar year did ... complete high school?  EDITED UNIVERSE  PEAGE = 15-29 AND PEEDUCA = 39-40 VALID ENTRIES  - 1 = Out of universe 01 = 1995 02 = 1994 or before	835-836
PEGED	2	Did ... complete high school by means of an equivalency test, such as the GED?  EDITED UNIVERSE  PEAGE = 15-29 AND (Entry in PEYRATT OR PEYRDIP)  VALID ENTRIES  - 9 = N/A - 3 = Refusal - 2 = Don't know - 1 = Out of universe 01 = Yes 02 = No	837-838
<b>INTERNAL CHECK ITEM B</b>			
PEAGE = 15-24 (Ask S42a)			
PEAGE = 25-29 (Skip to INTERNAL CHECK ITEM D)			
PES42A	2	Since starting school, has ... ever repeated a grade?  EDITED UNIVERSE  PEAGE = 15-24 AND PEGRADE = 1-12  VALID ENTRIES  - 9 = N/A - 3 = Refusal - 2 = Don't know - 1 = Out of universe 01 = Yes (Ask S42B) 02 = No (Skip to S43)	839-840
PES42B1	2	Which year did ... repeat? Any others? (Fill all that apply)  EDITED UNIVERSE: PES42A = 1  VALID ENTRIES  - 9 = N/A - 3 = Refusal	841-842

NAME	SIZE	DESCRIPTION	LOCATION
------	------	-------------	----------

- 2 = Don't know  
 - 1 = Out of universe  
 01 = Kindergarten  
 02-13 = Grades 1 through 12 - Elementary through high school

PES42B2	2	Which year did ... repeat? Any others? (Fill all that apply)	843-844
---------	---	--	---------

EDITED UNIVERSE

PES42A = 1 AND PES42B1 = 1-13

VALID ENTRIES

- 9 = N/A  
 - 3 = Refusal  
 - 2 = Don't know  
 - 1 = Out of universe  
 01 = Kindergarten  
 02-13 = Grades 1 through 12 - Elementary through high school

PES42B3	2	Which year did ... repeat? Any others? (Fill all that apply)	845-846
---------	---	--	---------

EDITED UNIVERSE

PES42A = 1 AND PES42B2 = 1-13

VALID ENTRIES

- 9 = N/A  
 - 3 = Refusal  
 - 2 = Don't know  
 - 1 = Out of universe  
 01 = Kindergarten  
 02-13 = Grades 1 through 12 - Elementary through high school

PES42B4	2	Which year did ... repeat? Any others? (Fill all that apply)	847-848
---------	---	--	---------

EDITED UNIVERSE

PES42A = 1 AND PES42B3 = 1-13

VALID ENTRIES

- 9 = N/A  
 - 3 = Refusal  
 - 2 = Don't know  
 - 1 = Out of universe  
 01 = Kindergarten  
 02-13 = Grades 1 through 12 - Elementary through high school



NAME	SIZE	DESCRIPTION	LOCATION
PES42B5	2	Which year did ... repeat? Any others? (Fill all that apply)  EDITED UNIVERSE  PES42A = 1 AND PES42B4 = 1-13  VALID ENTRIES  - 9 = N/A - 3 = Refusal - 2 = Don't know - 1 = Out of universe 01 = Kindergarten 02-13 = Grades 1 through 12 - Elementary through high school	849-850
PES43	2	Does ... speak a language other than English at home?  EDITED UNIVERSE  PES42B1-5 = 1-13  VALID ENTRIES  - 9 = N/A - 3 = Refusal - 2 = Don't know - 1 = Out of universe 01 = Yes 02 = No - Speaks only English	851-852
PES44	2	What is this language?  EDITED UNIVERSE  PES43 = 1  VALID ENTRIES  - 9 = N/A - 3 = Refusal - 2 = Don't know - 1 = Out of universe 01 = Spanish 02 = Asian (e.g. Chinese, Japanese, Vietnamese) 03 = Other European (e.g. French, German, Polish) 04 = Other	853-854

NAME	SIZE	DESCRIPTION	LOCATION
PES45A	2	How well does ... speak English?  EDITED UNIVERSE  Entry in PES44  VALID ENTRIES  - 9 = N/A - 3 = Refusal - 2 = Don't know - 1 = Out of universe 01 = Very well 02 = Well 03 = Not well 04 = Not at all	855-856
PES45B	2	Has... ever taken a course to learn how to read or write English as a second language?  EDITED UNIVERSE  Entry in PES45A  VALID ENTRIES  - 9 = N/A - 3 = Refusal - 2 = Don't know - 1 = Out of universe 01 = Yes 02 = No	857-858
PES45C	2	Did ... complete this course?  EDITED UNIVERSE  PES45B = 1  VALID ENTRIES  - 9 = N/A - 3 = Refusal - 2 = Don't know - 1 = Out of universe 01 = Yes 02 = No	859-860



NAME	SIZE	DESCRIPTION	LOCATION
------	------	-------------	----------

11 = Other health impairment or serious illness  
(lasting 6 months or more)

12 = None of the above

(If <1-11> filled, ask S47a; if <12> filled, skip to INTERNAL CHECK ITEM D)

PES46A3	2	Does ... have any of the following disabling conditions? (Read and Fill all that apply)	865-866
---------	---	---	---------

EDITED UNIVERSE

PESCHOOL = 1 AND PES46A2 = 1-11

VALID ENTRIES

- 9 = N/A

- 3 = Refusal

- 2 = Don't know

- 1 = Out of universe

01 = Blindness

02 = Other vision impairment

03 = Deafness

04 = Other hearing impairment

05 = Orthopedic impairment

06 = Serious emotional disturbance

07 = Speech impairment

08 = Specific learning disability

09 = Mental retardation

11 = Other health impairment or serious illness (lasting 6 months or more)

12 = None of the above

(If <1-11> filled, ask S47a; if <12> filled, skip to INTERNAL CHECK ITEM D)

PES46A4	2	Does ... have any of the following disabling conditions? (Read and Fill all that apply)	867-868
---------	---	---	---------

EDITED UNIVERSE

PESCHOOL = 1 AND PES46A3 = 1-11

VALID ENTRIES

- 9 = N/A

- 3 = Refusal

- 2 = Don't know

- 1 = Out of universe

01 = Blindness

02 = Other vision impairment

03 = Deafness

04 = Other hearing impairment

05 = Orthopedic impairment

06 = Serious emotional disturbance

07 = Speech impairment

08 = Specific learning disability

09 = Mental retardation

NAME	SIZE	DESCRIPTION	LOCATION
------	------	-------------	----------

11 = Other health impairment or serious illness (lasting 6 months or more)

12 = None of the above

(If <1-11> filled, ask S47a; if <12> filled, skip to INTERNAL CHECK ITEM D)

PES46A5	2	Does ... have any of the following disabling conditions? (Read and Fill all that apply)	869-870
---------	---	---	---------

EDITED UNIVERSE

PESCHOOL = 1 AND PES46A4 = 1-11

VALID ENTRIES

- 9 = N/A

- 3 = Refusal

- 2 = Don't know

- 1 = Out of universe

01 = Blindness

02 = Other vision impairment

03 = Deafness

04 = Other hearing impairment

05 = Orthopedic impairment

06 = Serious emotional disturbance

07 = Speech impairment

08 = Specific learning disability

09 = Mental retardation

11 = Other health impairment or serious illness (lasting 6 months or more)

12 = None of the above

(If <1-11> filled, ask S47a; if <12> filled, skip to INTERNAL CHECK ITEM D)

PES46B1	2	Does ... have any of the following disabling conditions? (Read and Fill all that apply)	871-872
---------	---	---	---------

EDITED UNIVERSE

PESCHOOL = 2

VALID ENTRIES

- 9 = N/A

- 3 = Refusal

- 2 = Don't know

- 1 = Out of universe

01 = Blindness

02 = Other vision impairment

03 = Deafness

04 = Other hearing impairment

05 = Orthopedic impairment

06 = Serious emotional disturbance

07 = Speech impairment

08 = Specific learning disability

09 = Mental retardation



NAME	SIZE	DESCRIPTION	LOCATION
------	------	-------------	----------

- 08 = Specific learning disability
- 09 = Mental retardation
- 10 = Mental illness
- 11 = Other health impairment or serious illness  
(lasting 6 months or more)
- 12 = None of the above

PES46B4	2	Does ... have any of the following disabling conditions? (Read and Fill all that apply)	877-878
---------	---	--	---------

EDITED UNIVERSE

PESCHOOL = 2 AND PES46B3 = 1-11

VALID ENTRIES

- 9 = N/A
- 3 = Refusal
- 2 = Don't know
- 1 = Out of universe
- 01 = Blindness
- 02 = Other vision impairment
- 03 = Deafness
- 04 = Other hearing impairment
- 05 = Orthopedic impairment
- 06 = Serious emotional disturbance
- 07 = Speech impairment
- 08 = Specific learning disability
- 09 = Mental retardation
- 10 = Mental illness
- 11 = Other health impairment or serious illness  
(lasting 6 months or more)
- 12 = None of the above

PES46B5	2	Does ... have any of the following disabling conditions? (Read and Fill all that apply)	879-880
---------	---	--	---------

EDITED UNIVERSE

PESCHOOL = 2 AND PES46B4 = 1-11

VALID ENTRIES

- 9 = N/A
- 3 = Refusal
- 2 = Don't know
- 1 = Out of universe
- 01 = Blindness
- 02 = Other vision impairment
- 03 = Deafness
- 04 = Other hearing impairment
- 05 = Orthopedic impairment
- 06 = Serious emotional disturbance
- 07 = Speech impairment

NAME	SIZE	DESCRIPTION	LOCATION
------	------	-------------	----------

08 = Specific learning disability  
 09 = Mental retardation  
 10 = Mental illness  
 11 = Other health impairment or serious illness  
 (lasting 6 months or more)  
 12 = None of the above

PES47a	2	(Does this disability/Do these disabilities) adversely affect ...'s ability to learn?	881-882
--------	---	---	---------

EDITED UNIVERSE

PES46A1 = 1-11 OR PES46B1 = 1-11

VALID ENTRIES

- 9 = N/A  
 - 3 = Refusal  
 - 2 = Don't know  
 - 1 = Out of universe  
 01 = Yes (Ask PES47b)  
 02 = No (Ask PES47b)

PES47b	2	(Does this disability/Do these disabilities) seriously limit ...'s mobility, communication, self-care, or independence?	883-884
--------	---	---	---------

EDITED UNIVERSE

Entry in PES47A

VALID ENTRIES

- 9 = N/A  
 - 3 = Refusal  
 - 2 = Don't know  
 - 1 = Out of universe  
 01 = Yes  
 02 = No

**INTERNAL CHECK ITEM C**

**GRADE = 1-12 (Go to PES48a)**

**GRADE = 13+ (Go to PES48b)**

**SCHOOL = 2 (Go to PES49a)**

PES48A1	2	(Check: Enrolled below college) Is ... receiving services for his/her disability(ies) from any of the following sources? (Read and Fill all that apply)	885-886
---------	---	---	---------

EDITED UNIVERSE

PEGRADE = 1-12



NAME	SIZE	DESCRIPTION	LOCATION
------	------	-------------	----------

VALID ENTRIES

- 9 = N/A
- 3 = Refusal
- 2 = Don't know
- 1 = Out of universe
- 01 = His/her school or school district
- 02 = Doctor or clinic
- 03 = Some other source
- 04 = Not receiving services

PES48A2	2	(Check: Enrolled below college) Is ... receiving services for his/her disability(ies) from any of the following sources? (Read and Fill all that apply)	887-888
---------	---	---	---------

EDITED UNIVERSE

PEGRADE = 1-12 AND PES48A1 = 1-3

VALID ENTRIES

- 9 = N/A
- 3 = Refusal
- 2 = Don't know
- 1 = Out of universe
- 01 = His/her school or school district
- 02 = Doctor or clinic
- 03 = Some other source
- 04 = Not receiving services

(Skip to Internal Check Item D)

PES48A3	2	(Check: Enrolled below college) Is ... receiving services for his/her disability(ies) from any of the following sources? (Read and Fill all that apply)	889-890
---------	---	---	---------

EDITED UNIVERSE

PEGRADE = 1-12 AND PES48A2 = 1-3

VALID ENTRIES

- 9 = N/A
- 3 = Refusal
- 2 = Don't know
- 1 = Out of universe
- 01 = His/her school or school district
- 02 = Doctor or clinic
- 03 = Some other source
- 04 = Not receiving services

(Skip to Internal Check Item D)

NAME	SIZE	DESCRIPTION	LOCATION
PES48A4	2	(Check: Enrolled below college) Is ... receiving services for his/her disability(ies) from any of the following sources? (Read and Fill all that apply)	891-892
		EDITED UNIVERSE	
		PEGRADE = 1-12 AND PES48A3 = 1-3	
		VALID ENTRIES	
		- 0 = N/A	
		- 3 = Refusal	
		- 2 = Don't know	
		- 1 = Out of universe	
		01 = His/her school or school district	
		02 = Doctor or clinic	
		03 = Some other source	
		04 = Not receiving services	
		(Skip to Internal Check Item D)	
PES48B1	2	(Check: Enrolled in college) Is ... receiving services for his/her disability(ies) from any of the following sources? (Read and Fill all that apply)	893-894
		EDITED UNIVERSE	
		PEGRADE = 13+	
		VALID ENTRIES	
		- 9 = N/A	
		- 3 = Refusal	
		- 2 = Don't know	
		- 1 = Out of universe	
		01 = His/her college or university	
		02 = Doctor or clinic	
		03 = Some other source	
		04 = Not receiving services	
		(Skip to Internal Check Item D)	
PES48B2	2	(Check: Enrolled in college) Is ... receiving services for his/her disability(ies) from any of the following sources? (Read and Fill all that apply)	895-896
		EDITED UNIVERSE	
		PEGRADE = 13+ AND PES48B1 = 1-3	
		VALID ENTRIES	
		- 9 = N/A	
		- 3 = Refusal	
		- 2 = Don't know	
		- 1 = Out of universe	

NAME	SIZE	DESCRIPTION	LOCATION
		01 = His/her college or university 02 = Doctor or clinic 03 = Some other source 04 = Not receiving services (Skip to Internal Check Item D)	
PES48B3	2	(Check: Enrolled in college) Is ... receiving services for his/her disability(ies) from any of the following sources? (Read and Fill all that apply)  EDITED UNIVERSE  PEGRADE = 13+ AND PES48B2 = 1-3  VALID ENTRIES  - 9 = N/A - 3 = Refusal - 2 = Don't know - 1 = Out of universe 01 = His/her college or university 02 = Doctor or clinic 03 = Some other source 04 = Not receiving services (Skip to Internal Check Item D)	897-898
PES48B4	2	(Check: Enrolled in college) Is ... receiving services for his/her disability(ies) from any of the following sources? (Read and Fill all that apply)  EDITED UNIVERSE  PEGRADE = 13+ AND PES48B3 = 1-3  VALID ENTRIES  - 9 = N/A - 3 = Refusal - 2 = Don't know - 1 = Out of universe 01 = His/her college or university 02 = Doctor or clinic 03 = Some other source 04 = Not receiving services (Skip to Internal Check Item D)	899-900
PES49a	2	Has ... received any vocational rehabilitation services from any source?  EDITED UNIVERSE  PESCHOOL = 2	901-902

NAME	SIZE	DESCRIPTION	LOCATION
------	------	-------------	----------

VALID ENTRIES

- 9 = N/A
- 3 = Refusal
- 2 = Don't know
- 1 = Out of universe
- 01 = Yes (Ask PES49b)
- 02 = No (Skip to Internal Check Item D)

PES49B1	2	Has ... received vocational rehabilitation services from any of the following? (Read and fill all that apply)	903-904
---------	---	---	---------

EDITED UNIVERSE

PES49A = 1

VALID ENTRIES

- 9 = N/A
- 3 = Refusal
- 2 = Don't know
- 1 = Out of universe
- 01 = Federal, State, or local government agency
- 02 = Private agency
- 03 = Other

PES49B2	2	Has ... received vocational rehabilitation services from any of the following? (Read and fill all that apply)	905-906
---------	---	---	---------

EDITED UNIVERSE

PES49A = 1 AND PES49B1 = 1-3

VALID ENTRIES

- 9 = N/A
- 3 = Refusal
- 2 = Don't know
- 1 = Out of universe
- 01 = Federal, State, or local government agency
- 02 = Private agency
- 03 = Other

PES49B3	2	Has ... received vocational rehabilitation services from any of the following? (Read and fill all that apply)	907-908
---------	---	---	---------

EDITED UNIVERSE

PES49A = 1 AND PES49B2 = 1

VALID ENTRIES

- 9 = N/A
- 3 = Refusal
- 2 = Don't know

NAME	SIZE	DESCRIPTION	LOCATION
------	------	-------------	----------

- 1 = Out of universe  
 01 = Federal, State, or local government agency  
 02 = Private agency  
 03 = Other

**INTERNAL CHECK ITEM D**

**Born in U.S. (Skip to PES51)**

**Foreign born, not enrolled (Ask PES50a)**

**Foreign born, enrolled (Skip to PES50c)**

PES50a	2	Has ... attended school in the United States, that is in the 50 States or the District of Columbia?	909-910
--------	---	---	---------

**EDITED UNIVERSE**

PENATVTY doe NOT = 57 AND PESCHOOL = 2, -2, OR -3

**VALID ENTRIES**

- 9 = N/A  
 - 3 = Refusal  
 - 2 = Don't know  
 - 1 = Out of universe  
 01 = Yes  
 02 = No (Skip to PES51)

PES50b	2	For how many years did ... attend school in the United States (50 States or the District of Columbia)?	911-912
--------	---	--	---------

**EDITED UNIVERSE**

PES50 A = 1, -2, -3

**VALID ENTRIES**

- 9 = N/A  
 - 3 = Refusal  
 - 2 = Don't know  
 - 1 = Out of universe  
 01-99 = Years (Skip to PES51)

PES50c	2	For how many years has ... attended school in the United States (50 States or the District of Columbia)?	913-914
--------	---	--	---------

**EDITED UNIVERSE**

PENATVTY does NOT = 57 AND PESCHOOL = 1

**VALID ENTRIES**

- 9 = N/A  
 - 3 = Refusal  
 - 2 = Don't know

NAME	SIZE	DESCRIPTION	LOCATION
------	------	-------------	----------

- 1 = Out of universe  
01-99 = Years

PES51	2	Who reported for this person?	915-916
-------	---	-------------------------------	---------

EDITED UNIVERSE

PENATVTY = 57 OR PES50A = 2  
ENTRY IN PES50B OR ENTRY IN PES50C

VALID ENTRIES

- 9 = N/A  
- 3 = Refusal  
- 2 = Don't know  
- 1 = Out of universe  
01 = Self  
02 = Parent  
03 = Spouse  
04 = Other relative  
05 = Nonrelative

(Go to next person)

PESUSFPX	2	Who reported for this person?	917-918
----------	---	-------------------------------	---------

EDITED UNIVERSE

PRPERTYP = 2

VALID ENTRIES

- 9 = N/A  
- 3 = Refusal  
- 2 = Don't know  
- 1 = Out of universe  
01 = Self  
02 = Parent  
03 = Spouse  
04 = Other relative  
05 = Nonrelative

(Go to next person)

## ALLOCATION FLAGS FOR ADULT RECORDS

NAME	SIZE	DESCRIPTION	LOCATION
PXSCHOOL	2	Allocation flag for PESCHOOL  VALID ENTRIES  0 = Not allocated 1 = Allocated	919-920
PXPUBLIC	2	Allocation flag for PEPUBLIC  VALID ENTRIES  0 = Not allocated 1 = Allocated	921-922
PXGRADE	2	Allocation flag for PEGRADE  VALID ENTRIES  0 = Not allocated 1 = Allocated	923-924
PXFULL	2	Allocation flag for PEFULL  VALID ENTRIES  0 = Not allocated 1 = Allocated	925-926
PXTYPE	2	Allocation flag for PETYPE  VALID ENTRIES  0 = Not allocated 1 = Allocated	927-928
PXVOCA	2	Allocation flag for PEVOCA  VALID ENTRIES  0 = Not allocated 1 = Allocated	929-930
PXLASTYR	2	Allocation flag for PELASTYR  VALID ENTRIES  0 = Not allocated 1 = Allocated	931-932

NAME	SIZE	DESCRIPTION	LOCATION
PXLASTGD	2	Allocation flag for PELASTGD  VALID ENTRIES  0 = Not allocated 1 = Allocated	933-934
PXYRDEG	2	Allocation flag for PEYRDEG  VALID ENTRIES  0 = Not allocated 1 = Allocated	935-936
PXYRATT	2	Allocation flag for PEYRATT  VALID ENTRIES  0 = Not allocated 1 = Allocated	937-938
PXYRDIP	2	Allocation flag for PEYRDIP  VALID ENTRIES  0 = Not allocated 1 = Allocated	939-940



October 1995 Current Population Survey  
School Enrollment Supplement - Children's Items

NAME	SIZE	DESCRIPTION	LOCATION
------	------	-------------	----------

**INTERNAL CHECK ITEM E**

**PEAGE:**

**0-2 = 0 (Go to next child)**

**3-5 = 0 (Ask PESCH35)**

**6-14 = 0 (Skip to PESCH614)**

PESCH35	2	Is ... attending or enrolled in nursery school, kindergarten or elementary school?	941-942
---------	---	--	---------

**EDITED UNIVERSE**

**PRPERTYP = 1 AND PEAGE = 3-5**

**VALID ENTRIES**

- 1 = Out of universe

01 = Yes (Skip to PECHPUB)

02 = No (Skip to Internal Check Item F)

PESCH614	2	Is ... attending or enrolled in regular school? (Regular school includes nursery school, kindergarten, elementary school and schooling which leads to a high school diploma.)	943-944
----------	---	---	---------

**EDITED UNIVERSE**

**PRPERTYP = 1 AND PEAGE = 6-14**

**VALID ENTRIES**

- 1 = Out of universe

01 = Yes (Ask PECHPUB)

02 = No (Skip to Internal Check Item F)

PECHPUB	2	Is ... enrolled in public or private school?	945-946
---------	---	--	---------

**EDITED UNIVERSE**

**PESCH35 = 1 OR PESCH614 = 1**

**VALID ENTRIES**

- 1 = Out of universe

01 = Public

02 = Private

NAME	SIZE	DESCRIPTION	LOCATION
PECHGRDE	2	<p>What grade or year is ... attending? (If nursery school or kindergarten, ask if full-day or part-day)</p> <p>EDITED UNIVERSE</p> <p>PESCH35 = 1 OR PESCH614 = 1</p> <p>VALID ENTRIES</p> <p>- 1 = Out of universe 01 = Nursery (pre-school, prekindergarten) full-day 02 = Nursery (pre-school, prekindergarten) part-day 03 = Kindergarten full-day 04 = Kindergarten part-day 05-16 = Grades 1 through 12 - elementary - high school (Skip to PES72)</p>	947-948 )
PES56	2	<p>Was ... attending or enrolled in a regular school in October 1994, that is, October of last year?</p> <p>EDITED UNIVERSE</p> <p>ENTRY IN CHGRDE</p> <p>VALID ENTRIES</p> <p>- 9 = N/A - 3 = Refusal - 2 = Don't know - 1 = Out of universe 01 = Yes (Ask S57 02 = No (Skip to S58a)</p>	949-950
PES57	2	<p>What grade was ... attending last year?</p> <p>EDITED UNIVERSE</p> <p>PES56 = 1</p> <p>VALID ENTRIES</p> <p>- 9 = N/A - 3 = Refusal - 2 = Don't know - 1 = Out of universe 01 = Nursery school (pre-school, prekindergarten) 02 = Kindergarten 03-10 = Grades 1 through 8 - Elementary 11-14 = Grades 9 through 12 - High school</p>	951-952

NAME	SIZE	DESCRIPTION	LOCATION
PES58a	2	Since starting school, has ... ever repeated a grade?  EDITED UNIVERSE  PES56 = 2, -2, -3 OR ENTRY IN PES57  VALID ENTRIES  - 9 = N/A - 3 = Refusal - 2 = Don't know - 1 = Out of universe 01 = Yes (Ask S58b) 02 = No (Skip to Internal Check Item F)	953-954
PES58B1	2	Which year did ... repeat? Any others? (Fill all that apply)  EDITED UNIVERSE  PES58A = 1  VALID ENTRIES  - 9 = N/A - 3 = Refusal - 2 = Don't know - 1 = Out of universe 01 = Kindergarten 02-13 = Grades 1 through 12 - Elementary through high school	955-956
PES58B2	2	Which year did ... repeat? Any others? (Fill all that apply)  EDITED UNIVERSE  PES58A = 1 AND PES58B1 = 1-13  VALID ENTRIES  - 9 = N/A - 3 = Refusal - 2 = Don't know - 1 = Out of universe 01 = Kindergarten 02-13 = Grades 1 through 12 - Elementary through high school	957-958
PES58B3	2	Which year did ... repeat? Any others? (Fill all that apply)  EDITED UNIVERSE  PES58A = 1 AND PES58B2 = 1-13  VALID ENTRIES	959-960

NAME	SIZE	DESCRIPTION	LOCATION
------	------	-------------	----------

- 9 = N/A  
 - 3 = Refusal  
 - 2 = Don't know  
 - 1 = Out of universe  
 01 = Kindergarten  
 02-13 = Grades 1 through 12 - Elementary  
 through high school

PES58B4	2	Which year did ... repeat? Any others? (Fill all that apply)	961-962
---------	---	--	---------

EDITED UNIVERSE

PES58A = 1 AND PES58B3 = 1-13

VALID ENTRIES

- 9 = N/A  
 - 3 = Refusal  
 - 2 = Don't know  
 01 = Out of universe  
 01 = Kindergarten  
 02-13 = Grades 1 through 12 - Elementary  
 through high school

PES58B5	2	Which year did ... repeat? Any others? (Fill all that apply)	963-964
---------	---	--	---------

EDITED UNIVERSE

PES58A = 1 AND PES58B4 = 1-13

VALID ENTRIES

- 9 = N/A  
 - 3 = Refusal  
 - 2 = Don't know  
 - 1 = Out of universe  
 01 = Kindergarten  
 2-13 = Grades 1 through 12 - Elementary  
 through high school

**INTERNAL CHECK ITEM F**

Age 0 to 4 (Skip to S63)

Age 5+ (Ask S59)

PES59	2	Does ... speak a language other than English at home?	965-966
-------	---	---	---------

EDITED UNIVERSE

PEAGE = 5+

VALID ENTRIES

- 9 = N/A  
 - 3 = Refusal  
 - 2 = Don't know

NAME	SIZE	DESCRIPTION	LOCATION
------	------	-------------	----------

- 1 = Out of universe  
 01 = Yes  
 02 = No - Speaks only English (Skip to S63)

PES60	2	What is this language?	967-968
-------	---	------------------------	---------

EDITED UNIVERSE

PES59 = 1

VALID ENTRIES

- 9 = N/A  
 - 3 = Refusal  
 - 2 = Don't know  
 - 1 = Out of universe  
 01 = Spanish  
 02 = Asian (e.g. Chinese, Japanese, Vietnamese)  
 03 = Other European (e.g. French, German, Polish)  
 04 = Other

PES61	2	How well does ... speak English?	969-970
-------	---	----------------------------------	---------

EDITED UNIVERSE

ENTRY IN PES60

VALID ENTRIES

- 9 = N/A  
 - 3 = Refusal  
 - 2 = Don't know  
 - 1 = Out of universe  
 01 = Very well  
 02 = Well  
 03 = Not well  
 04 = Not at all

PES62	2	Has ... ever taken a course to learn how to read or write English as a second language?	971-972
-------	---	---	---------

EDITED UNIVERSE

ENTRY IN PES61

VALID ENTRIES

- 9 = N/A  
 - 3 = Refusal  
 - 2 = Don't know  
 - 1 = Out of universe  
 01 = Yes  
 02 = No

NAME SIZE DESCRIPTION LOCATION

PES63A 2 Does ... have any of the following disabling conditions? (Read and Fill all that apply) 973-974

EDITED UNIVERSE

PEAGE = 0+ AND PES59 = 2, -2, -3 OR ENTRY IN PES62

VALID ENTRIES

- 9 = N/A
- 3 = Refusal
- 2 = Don't know
- 1 = Out of universe
- 01 = Blindness
- 02 = Other vision impairment
- 03 = Deafness
- 04 = Other hearing impairment
- 05 = Orthopedic impairment
- 06 = Serious emotional disturbance
- 07 = Speech impairment
- 08 = Specific learning disability
- 09 = Mental retardation
- 11 = Other health impairment or serious illness (lasting 6 months or more)
- 12 = None of the above

(If <1-11> filled, ask S64; if <12> filled, skip to next child)

PES63B 2 Does ... have any of the following disabling conditions? (Read and Fill all that apply) 975-976

EDITED UNIVERSE

PES63A = 1-11

VALID ENTRIES

- 9 = N/A
- 3 = Refusal
- 2 = Don't know
- 1 = Out of universe
- 01 = Blindness
- 02 = Other vision impairment
- 03 = Deafness
- 04 = Other hearing impairment
- 05 = Orthopedic impairment
- 06 = Serious emotional disturbance
- 07 = Speech impairment
- 08 = Specific learning disability
- 09 = Mental retardation

NAME	SIZE	DESCRIPTION	LOCATION
------	------	-------------	----------

11 = Other health impairment or serious illness (lasting 6 months or more)  
 12 = None of the above  
 (If <1-11> filled, ask S64; if <12> filled, skip to next child)

PES63C	2	Does ... have any of the following disabling conditions? (Read and Fill all that apply)	977-978
--------	---	---	---------

EDITED UNIVERSE

PES63B = 1-11

VALID ENTRIES

- 9 = N/A  
 - 3 = Refusal  
 - 2 = Don't know  
 - 1 = Out of universe  
 01 = Blindness  
 02 = Other vision impairment  
 03 = Deafness  
 04 = Other hearing impairment  
 05 = Orthopedic impairment  
 06 = Serious emotional disturbance  
 07 = Speech impairment  
 08 = Specific learning disability  
 09 = Mental retardation  
 11 = Other health impairment or serious illness (lasting 6 months or more)  
 12 = None of the above  
 (If <1-11> filled, ask S64; if <12> filled, skip to next child)

PES63D	2	Does ... have any of the following disabling conditions? (Read and Fill all that apply)	979-980
--------	---	---	---------

EDITED UNIVERSE

PES63C = 1-11

VALID ENTRIES

- 9 = N/A  
 - 3 = Refusal  
 - 2 = Don't know  
 - 1 = Out of universe  
 01 = Blindness  
 02 = Other vision impairment  
 03 = Deafness  
 04 = Other hearing impairment  
 05 = Orthopedic impairment  
 06 = Serious emotional disturbance  
 07 = Speech impairment  
 08 = Specific learning disability  
 09 = Mental retardation

NAME	SIZE	DESCRIPTION	LOCATION
		11 = Other health impairment or serious illness (lasting 6 months or more) 12 = None of the above (If <1-11> filled, ask S64; if <12> filled, skip to next child)	
PES63E	2	Does ... have any of the following disabling conditions? (Read and Fill all that apply)	981-982

EDITED UNIVERSE

PES63D = 1-11

VALID ENTRIES

- 9 = N/A
- 3 = Refusal
- 2 = Don't know
- 1 = Out of universe
- 01 = Blindness
- 02 = Other vision impairment
- 03 = Deafness
- 04 = Other hearing impairment
- 05 = Orthopedic impairment
- 06 = Serious emotional disturbance
- 07 = Speech impairment
- 08 = Specific learning disability
- 09 = Mental retardation
- 11 = Other health impairment or serious illness (lasting 6 months or more)
- 12 = None of the above  
(If <1-11> filled, ask S64; if <12> filled, skip to next child)

PES64	2	(Does this disability/Do these disabilities) adversely affect ...'s ability to learn?	983-984
-------	---	---	---------

EDITED UNIVERSE

PES63 = 1-11

VALID ENTRIES

- 9 = N/A
- 3 = Refusal
- 2 = Don't know
- 1 = Out of universe
- 01 = Yes (Ask S65)
- 02 = No (Ask S65)



NAME	SIZE	DESCRIPTION	LOCATION
PES65A	2	<p>Is ... receiving services for his/her disability(ies) from any of the following sources? (Read and Fill all that apply)</p> <p>EDITED UNIVERSE</p> <p>PES64 = 1 OR 2</p> <p>VALID ENTRIES</p> <ul style="list-style-type: none"> <li>- 9 = N/A</li> <li>- 3 = Refusal</li> <li>- 2 = Don't know</li> <li>- 1 = Out of universe</li> <li>01 = His/her school or school district</li> <li>02 = Doctor or clinic</li> <li>03 = Some other source</li> <li>04 = Not receiving services (Go to next child)</li> </ul>	985-986
PES65B	2	<p>Is ... receiving services for his/her disability(ies) from any of the following sources? (Read and Fill all that apply)</p> <p>EDITED UNIVERSE</p> <p>PES65A = 1-3</p> <p>VALID ENTRIES</p> <ul style="list-style-type: none"> <li>- 9 = N/A</li> <li>- 3 = Refusal</li> <li>- 2 = Don't know</li> <li>- 1 = Out of universe</li> <li>01 = His/her school or school district</li> <li>02 = Doctor or clinic</li> <li>03 = Some other source</li> <li>04 = Not receiving services (Go to next child)</li> </ul>	987-988
PES65C	2	<p>Is ... receiving services for his/her disability(ies) from any of the following sources? (Read and Fill all that apply)</p> <p>EDITED UNIVERSE</p> <p>PES65B = 1-3</p> <p>VALID ENTRIES</p> <ul style="list-style-type: none"> <li>- 9 = N/A</li> <li>- 3 = Refusal</li> <li>- 2 = Don't know</li> <li>- 1 = Out of universe</li> </ul>	989-990

NAME	SIZE	DESCRIPTION	LOCATION
------	------	-------------	----------

01 = His/her school or school district  
 02 = Doctor or clinic  
 03 = Some other source  
 04 = Not receiving services  
 (Go to next child)

PES65D	2	Is ... receiving services for his/her disability(ies) from any of the following sources? (Read and Fill all that apply)	991-992
--------	---	--	---------

**EDITED UNIVERSE**

PES65C = 1-3

**VALID ENTRIES**

- 9 = N/A  
 - 3 = Refusal  
 - 2 = Don't know  
 - 1 = Out of universe  
 01 = His/her school or school district  
 02 = Doctor or clinic  
 03 = Some other source  
 04 = Not receiving services  
 (Go to next child)

**ALLOCATION FLAGS FOR CHILDRENS RECORDS**

PXSCH35	2	Allocation flag for PESCH35	993-994
---------	---	-----------------------------	---------

**VALID ENTRIES**

0 = Not allocated  
 1 = Allocated

PXSCH614	2	Allocation flag for PESCH614	995-996
----------	---	------------------------------	---------

**VALID ENTRIES**

0 = Not allocated  
 1 = Allocated

PXCHPUB	2	Allocation flag for PECHPUB	997-998
---------	---	-----------------------------	---------

**VALID ENTRIES**

0 = Not allocated  
 1 = Allocated

NAME	SIZE	DESCRIPTION	LOCATION
PXCHGRDE	2	Allocation flag for PECHGRDE	999-1000

VALID ENTRIES

0 = Not allocated  
1 = Allocated

ATTACHMENT 10A  
QUESTIONNAIRE

February 4, 1994

COMPARISON OF OLD AND REVISED CURRENT POPULATION SURVEY QUESTIONNAIRES

A redesign of the Current Population Survey [CPS] was implemented in January 1994 which introduced a revised CPS questionnaire and an automated data-collection environment.

To enable data users to compare past and present versions of the questionnaire, the two instruments have been consolidated into this (updated) composite questionnaire package. [This document contains slight modifications to the revised CPS questionnaire that were made after the last version of the composite questionnaire was issued (March 1993)].

Each page is organized using the following format:

LEFT SIDE:  
Questions from the old  
CPS questionnaire

RIGHT SIDE:  
Questions from the revised  
CPS questionnaire

Please note that the page sequencing for the composite questionnaire is based on the page and question sequencing of the revised CPS questionnaire. As a result, the questions from the old CPS questionnaire [referred to as CPS-1] are not in their natural order.

Attached to this document, for reference purposes, are the following materials:

1. A one-page copy of the old CPS questionnaire;
2. A table summarizing differences between the old and the revised CPS questionnaires; and,
3. A questionnaire item comparison table that juxtaposes item numbers (and labels) for the old and the revised questionnaires.

Requests for additional information on the revised CPS questionnaire may be addressed to the Bureau of Labor Statistics, Division of Labor Force Statistics (Postal Square Building, Room 4675, 2 Massachusetts Ave., N.E., Washington, DC, 20212; 202-606-6378).

**COMPOSITE QUESTIONNAIRE STRUCTURE**

<b>Series Title</b>	<b>Page(s)</b>
AT WORK	... 1-3
WITH A JOB	... 4-5
MULTIPLE JOB	... 6
USUAL HOURS	... 7-8
ECONOMIC PART TIME	... 9 and 12
ACTUAL HOURS	... 10-11
ON LAYOFF	... 13-14
LOOKING	... 15-19
DISCOURAGED WORKERS	... 20-22
JOB HISTORY	... 23-24
INDUSTRY & OCCUPATION	
(a) Dependent	... 25
(b) Independent	
• First Job	... 26-28
• Second Job	... 29-32
EARNINGS	... 33-47
NILF/RETIRED/MAIN STATUS	... 48
SCHOOL ENROLLMENT	... 49

OLD CPS QUESTIONNAIRE  
(CPS-1)

Last revised 2/2/94 REVISED CPS QUESTIONNAIRE

Q19. LABOR I am going to ask a few questions about work-related activities LAST WEEK. By last week I mean the week beginning on Sunday, January 12, and ending on Saturday, January 18.

NOTE: This item is asked only once, after demographics for household have been asked.

Q19A. BUS Does anyone in this household have a business or a farm?

Yes..... 0 ---> Whose business BUSL1  
 No..... 0 or farm is it? --- (line no.) BUSL2  
 Don't know..... 0 --- (line no.) BUSL3  
 Refused..... 0 --- (line no.) BUSL4

AT WORK

Q19. What was ... doing most of LAST WEEK -  
 Working house  
 Keeping house  
 Going to school  
 or something else?  
 Working (skip to Q20A).....WK ...0  
 With a job but not at work.....J ...0  
 Looking for work.....LK ...0  
 Keeping house.....H ...0  
 Going to school.....S ...0  
 Unable to work (skip to Q24).....U ...0  
 Retired.....R ...0  
 Other (specify).....OT ...0

Q20. Did ... do any work at all LAST WEEK, not counting work around the house? (Note: If farm or business operator in HH, ask about unpaid work.)

Yes.....0  
 No.....0 (Go to Q22)

Q20. WK (If Q19A is "yes" then parentheticals should be filled.)  
 LAST WEEK, did you do ANY work for (either) pay (or profit)?

Yes..... 0 (Skip to Q20C)  
 No..... 0 (Go to Q20-CK)  
 Retired..... 0 (Go to Q20-CK)  
 Disabled..... 0 (Go to Q20-CK)  
 Unable to work... 0 (Go to Q20-CK)  
 Don't know..... 0 (Skip to Q20B-a)  
 Refused..... 0 (Skip to Q20B-a)

CHECK ITEM

Q19A is "Yes"..... (Ask Q20-1)  
 Q19A is "No" or "R".... (Skip to Q20-CK2)

Q20-1. BUS1 LAST WEEK, did you do any unpaid work in the family business or farm?

Yes..... 0 (Ask Q20-2)  
 No..... 0 (Skip to Q20-CK2)  
 Don't know... 0 (Skip to Q20-CK2)  
 Refused..... 0 (Skip to Q20-CK2)

Q20-2. BUS2 (If Q19A is "yes" and Q19A line number EQ person number, then plug Q20-2 "yes" and skip to Q20E-A.)

Do you receive any payments or profits from the business?

Yes ..... 0 (Skip to Q20E-A)  
 No ..... 0 (Go to Q20E-A)  
 Don't know ... 0 (Go to Q20E-A)  
 Refused..... 0 (Go to Q20E-A)

A T W O R K (continued) revised 2/26/93

Q20-CK2. CHECK ITEM  
 RETCK1 (NIS-CK is 2-4 or 6-8) and (Prev month lab force status was "NILF-Retired") and (Age is 50+) and (Q20 is "retired").....(Plug Q20-RET "yes" and Skip to Q20-num)  
 (NIS-CK is 2-4 or 6-8) and (Prev month lab force status was "NILF-Retired") and (Age is 50+) and (Q20 is NOT "retired")..(ASK Q20-RET)  
 (NIS-CK is 2-4 or 6-8) and (Prev month lab force status was "NILF-Disabled/Unable").....(Skip to Q20-DIS)  
 If Q20 is "Disabled".....(Go to Q20A-1)  
 If Q20 is "Unable".....(Go to Q20A-2)  
 All others.....(Go to Q20-RET-CK1)

Q20-RET. Last month you were reported to be retired.  
 RET Are you still retired?

Yes ..... 0 (Skip to Q20-NUM)  
 No ..... 0 (Skip to Q20-RET-CK1)  
 Was not retired last month.... 0 (Skip to Q20-RET-CK1)  
 Don't know.....0 (Skip to Q20-RET-CK1)  
 Refused.....0 (Skip to Q20-RET-CK1)

[blind]  
 [blind]

Q20-DIS. (If Q20 is "no" then fill first parenthetical.)  
 DIS (If Q19A is "yes" then fill second parenthetical.)  
 (Last month you were reported to have a disability.) Does your disability continue to prevent you from doing any kind of work for the next 6 months (, including work in the family business or farm)?

Yes.....0 (Skip to Q27-CK)  
 No.....0  
 Did not have disability last month...0  
 Don't know.....0  
 Refused.....0

[blind]  
 [blind]

Q20-RET-CK1. CHECK ITEM  
 RETCK2 Q20 is retired.....(Go to Q20-RET-CK2)  
 All others.....(Skip to Q20B-a)

Q20-RET-CK2. CHECK ITEM  
 RETCK3 Person is 50+ yrs. old..... (Ask Q20-num)  
 Person is under 50 yrs. old. (Skip to Q20B-a)

Q20-num. Do you currently want a job, either full or part time?  
 RET1

Yes or Maybe, it depends..0 (Skip to Q22)  
 No.....0 (Skip to Q27-CK)  
 Has a job.....0 (Skip to Q20B-1)  
 Don't know.....0 (Skip to Q22)  
 Refused.....0 (Skip to Q22)

[blind]  
 [blind]

A T W O R K (continued)

Q20A-1. Does your disability prevent you from accepting any kind of work during the next six months?  
DIS1

Yes ..... 0 (Skip to Q27-CK)  
No ..... 0 (Skip to Q20A-3-CK)  
Don't know . 0 (Skip to Q20A-3-CK)  
Refused .... 0 (Skip to Q20A-3-CK)

[blind]  
[blind]

---

Q20A-2. Do you have a disability that prevents you from accepting any kind of work during the next six months?  
DIS2

Yes ..... 0 (Skip to Q27-CK)  
No ..... 0  
Don't know.. 0  
Refused..... 0

[blind]  
[blind]

---

Q20A-3-CK CHECK ITEM  
DISCK1

Q23 is "disabled" or "unable"..... (Skip to Q24-CK)  
Q22 is "disabled" or "unable"..... (Skip to Q23-CK1)  
Q20B-b is "disabled" or "unable".... (Skip to Q22)  
Q20B-a is "disabled" or "unable".... (Skip to Q20B-b)  
All others..... (Go to Q20B-a)



WITH A JOB

Q21. (If J in Q19, skip to Q21A)  
Did ... have a job or business from which he/she was temporarily absent or on layoff LAST WEEK?

Yes.....0  
No.....0 (Go to Q22)

WITH A JOB

NOTE: (If Q19A is yes and Q19-1st equals L-no, fill parenthetical.)  
LAST WEEK, (in addition to the business,) did you have a job either full or part time? Include any job from which you were temporarily absent.

Yes ..... 0 (Skip to Q20B-1)  
No ..... 0 (Skip to Q20B-a-CK)  
Retired... 0 (Skip to Q20B-RET-CK1)  
Disabled... 0 (Go to Q20B-a-CK2)  
Unable ... 0 (Go to Q20B-a-CK2)  
Don't know..0 (Skip to Q20B-b)  
Refused ...0 (Skip to Q20B-b)

{blind}  
{blind}

Q20B-a-CK. CHECK ITEM  
BUSCK2 If Q19A is yes and Q19-1st equal L\_no....(Skip to Q20B-1)  
All others.....(Skip to Q20B-b)

Q20B-a-CK2 CHECK ITEM  
DISCK2 Entry in Q20A-1 or Q20A-2 .....(Skip to Q20B-b)  
Entry in Q20B-a is disabled.....(Back to Q20A-1)  
Entry in Q20B-a is unable.....(Back to Q20A-2)

Q20B-RET-CK1 CHECK ITEM  
RETCK4 Person is 50+ yrs. old.....(Back to Q20num)  
Person is less than 50 yrs. old.(Ask Q20B-b)

Q20B-b. LAST WEEK, were you on layoff from a job?  
LAY

Yes ..... 0 (Skip to Q21)  
No ..... 0 (Skip to Q22)  
Retired... 0 (Skip to Q20B-RET-CK2)  
Disabled... 0 (Go to Q20B-b-CK)  
Unable ... 0 (Go to Q20B-b-CK)  
Don't know.. 0 (Skip to Q22)  
Refused..... 0 (Skip to Q22)

{blind}  
{blind}

Q20B-b-CK CHECK ITEM  
DISCK3 Entry in Q20A-1 or Q20A-2 .....(Skip to Q22)  
Entry in Q20B-b is Disabled.....(Back to Q20A-1)  
Entry in Q20B-b is Unable.....(Back to Q20A-2)

Q20B-RET-CK2 CHECK ITEM  
RETCK5 Person is 50+ yrs. old.....(Back to Q20num)  
Person is less than 50 yr. old.... (Skip to Q22)

WITH A JOB (continued)

(If Q208-a is "no" AND Q19a is "yes" and Q19-11st equals L-no) then do not display the first three response options.)  
 (NOTE: Top three categories should not appear if first condition in Q208-a-CK is met.)

Q208-1. What was the main reason you were absent from work LAST WEEK?  
 ABSRSK

On layoff (temporary or indefinite).....	0	(Skip to Q21)
Slack work/business conditions.....	0	(Skip to Q21)
Waiting for new job to begin.....	0	(Skip to Q22)
Vacation/personal days.....	0	
Own illness/injury/medical problems.....	0	
Child care problems.....	0	
Other family/personal obligation.....	0	(Go to Q208-1CK)
Maternity or paternity leave.....	0	
Labor dispute.....	0	
Weather affected job.....	0	
School/training.....	0	
Civic/military duty.....	0	
Does not work in the business.....	0	(Skip to Q22)
Other (Specify).....	0	(Go to Q208-1CK)
Don't know.....	0	(Go to Q208-1CK)
Refused.....	0	(Go to Q208-1CK)

ABSPC  
 [blind]  
 [blind]

Q208-1CK. CHECK ITEM  
 BUSCK3

(If Q19a is "yes" and Q19-11st equals L.no) and Q208-a is "no"....(Plug Q208-2 "yes", Q20C "no", and skip to Q20E-A.)

All others.....(Ask Q208-2)

Q208-2. Are you being paid by your employer for any of the time off last week?  
 ABSFD

Yes..... 0  
 No..... 0  
 Don't know. 0  
 Refused.... 0

[blind]  
 [blind]

Q208-2CK  
 ABSCK1

Are you being paid by your employer for any of the time off last week?  
 If total actual hours (Q201-1 and Q201-2) equals zero.....(Skip to Q20E-2-CK)  
 All others.....(Go to Q20C)

WITH A JOB (continued)

Q21A. Why was ... absent from work LAST WEEK?

Own illness.....	0	
On vacation.....	0	
Bad weather.....	0	
Labor dispute.....	0	
New job to begin within 30 days.....	0	(Skip to Q22B and Q22C2)
Temporary layoff (Under 30 days).....	0	(Skip to Q22C3)
Indefinite layoff (30 days or more or no def. recall date)....	0	(Skip to Q22C3)
Other (Specify).....	0	

Q21B. Is ... receiving wages or salary from his/her employer for any of the time off LAST WEEK?

Yes.....0  
 No.....0

Q21C. Does ... usually work 35 hours or more a week at this job?

Yes.....0  
 No.....0

(Skip to Q23 and enter job held last week)

6

**M U L T I P L E   J O B S   r e v i s e d   1 2 / 8 / 9 2**

**NOTE:** "or business" should be displayed only if Q19A is "yes".  
 Q20C. LAST WEEK, did you have more than one Job (or business), including  
 AJ part-time, evening or weekend work?

Yes.....0  
 No.....0 (Skip to Q20E-A)  
 Don't know .....0 (Skip to Q20E-A)  
 Refused.....0 (Skip to Q20E-A)

**NOTE:** "or businesses" should be displayed only if Q19A is yes.  
 Q20D. Altogether, how many Jobs (or businesses) did you have?  
 HJHUM

2.....0 (GO)  
 3.....0  
 4+.....0 TO  
 Don't know..0  
 Refused ....0 Q20E-A)

USUAL HOURS

Q20E-A. (If Q20C is "yes", then fill parenthetical "main".)  
 HRUSL1 How many hours per week do you USUALLY work at your (main) job?  
 (If Q20C is "yes") "By main job we mean the one at which you usually work the most hours."

(MAIN) JOB

Number of hours--> --

[b] ind] Hours vary 0  
 [b] ind] Don't know 0  
 Refused 0

CHECK ITEM

Q20E-CK. If Q20C is "yes".....(Ask Q20E-B)  
 HRCK1 All others.....(Go to Q20E-CK2)

Q20E-B. (If Q20D is "3" or "4+", then fill parenthetical for jobs.)  
 HRUSL2 How many hours per week do you USUALLY work at your other job(s)?

OTHER JOB(S)

Number of hours--> --

[b] ind] Hours vary 0  
 [b] ind] Don't know 0  
 Refused 0

CHECK ITEM

Q20E-CK2 If Q20C is "yes" and ((Q20E-A is D, R, or hours vary) and  
 HRCK2 (Q20E-B is D, R, hours vary, or 0-34 hours))... (Go to Q20E-1)  
 If Q20C is "yes" and ((Q20E-B is D, R, or hours vary) and  
 (Q20E-A is D, R, hours vary or 0-34 hours)).... (Go to Q20E-1)  
 If Q20C is no, D, or R and Q20E-A is hours vary, D or R. (Ask Q20E-1)  
 If Q20-1 is "yes" and Q20E-A is hours vary, D, or R. (Ask Q20E-1)  
 All others..... (Skip to Q20E-2-CK)

NOTE: ("at all your jobs combined" should be filled if Q20D has an entry.)  
 ("in the family business" should be filled if Q20-1 is yes.)  
 Q20E-1. Do you USUALLY work 35 hours or more per week (at your job) (at all  
 HRFTPT your jobs combined) (in the family business or farm)?

Yes..... 0  
 No..... 0  
 Hours vary.. 0  
 Don't know.. 0  
 Refused..... 0

Q20C. Does ... USUALLY work 35 hours or more a week at  
 this job?

Yes.....0 → What is the reason ...  
 worked less than 35  
 hours LAST WEEK?  
 No.....0 → What is the reason ...  
 USUALLY works less than  
 35 hours a week?

U S U A L H O U R S (continued) Revised 2/11/92

Q20E-3-CK. CHECK ITEM

HRCK3

Q20B-a is "yes" OR (Q20B-a is "no" and Q19a is "yes" and Q19-1st equals L-no)..... (Skip to Q20K-CK)  
 Q20-num is "has a job"..... (Skip to Q20K-CK)  
 Q20-2 is "no", "D", or "R"..... (Skip to Q20I-1)  
 Q20E (total) is 0-34 hours..... (Skip to Q20E-3-CK)  
 Q20E (total) is 35+ hours..... (Skip to Q20G)  
 All others..... (Go to Q20E-3-CK)

Q20E-3-CK. CHECK ITEM

HRCK4

Q20E-1 is "yes", "D", "R", or hours vary..... (Skip to Q20I-1)  
 Q20-2 has entry of "no", "D" or "R"..... (Skip to Q20G)  
 Q20E (total) is 0-34 hours..... (Skip to Q20F-1)  
 Q20E-1 is "no"..... (Skip to Q20F-1)  
 All others..... (Skip to Q20I-1)

ECONOMIC PART TIME

ECONOMIC PART TIME

Q20C. Does ... USUALLY work 35 hours or more a week at this job?  Yes  No

Yes.....0  No.....0 (Skip to Q20F-3)

What is the reason ... worked less than 35 hours LAST WEEK?  (b) ind

What is the reason ... USUALLY works less than 35 hours a week?  (b) ind

Q20F-1. Do you want to work a full-time workweek of 35 hours or more per week?  Yes  No

Yes.....0 (Skip to Q20F-3)

Regular hrs are full time... 0 (Skip to Q20G)

Don't know..... 0 (Skip to Q20G)

Refused..... 0 (Skip to Q20G)

Q20F-2. Some people work part time because they cannot find full-time work or because business is poor. Others work part time because of family obligations or other personal reasons. What is your MAIN reason for working part time?

(PROBE IF NECESSARY: What is your MAIN reason for working PART TIME instead of FULL TIME?)

- Slack work.....0
- Material shortage.....0
- Plant or machine repair.....0
- New job started during week.....0
- Job terminated during week.....0
- Could find only part-time work.....0
- Holiday (legal or religious).....0
- Labor dispute.....0
- Bad weather.....0
- Own illness.....0
- On vacation.....0
- Too busy with household, school, personal bus., etc.....0
- Did not want full-time work.....0
- Full-time work week under 35 hours.....0
- Other reason (Specify).....0

- Slack work/business conditions.....0
- Could only find part-time work.....0
- Seasonal work.....0 (SKIP)
- Child care problems.....0
- Other family/personal obligations.....0
- Health/medical limitations.....0
- School/training.....0
- Retired/Social Security limit on earnings.....0
- Full-time workweek is less than 35 hrs.....0
- Other...(Specify).....0 (Q20G)
- Don't know.....0
- Refused.....0

HRSPC1 (b) ind

Q20F-3. What is the main reason you do not want to work full time?

- Child care problems.....0
- Other family/personal obligations.....0
- Health/medical limitations.....0
- School/training.....0
- Retired/Social Security limit on earnings.....0
- Full-time workweek is less than 35 hrs.....0
- Other...(Specify).....0
- Don't know.....0
- Refused.....0

HRSPC2 (b) ind

(Skip to Q23 and enter job worked at last week)

ACTUAL HOURS

Q20C. HROFF1 (LEAD-IN: How I have seen questions about the exact number of hours you worked LAST WEEK.)  
 LAST WEEK, did you lose or take off any hours from (work) (your MAIN job), for ANY reason such as illness, slack work, vacation, or holiday?

Yes.....0 (Ask Q20G-1)  
 No.....0 (Skip to Q20H)  
 Don't know...0 (Skip to Q20H)  
 Refused.....0 (Skip to Q20H)

Q20G-1. HROFF2 How many hours did you take off?

Number of hours--> --  
 Don't know 0  
 Refused 0

Q20H. HROTI LAST WEEK, did you work any overtime or EXTRA hours (at your MAIN job) that you do not USUALLY work?

Yes ..... 0 (Ask Q20H-1)  
 No ..... 0 (Skip to Q20I-1)  
 Don't know... 0 (Skip to Q20I-1)  
 Refused ..... 0 (Skip to Q20I-1)

Q20H-1. HRO7Z How many ADDITIONAL hours did you work?

Number of hours--> --  
 Don't know 0  
 Refused 0

Q20I-1. HRACTI (If "yes" in Q20C, fill second parenthetical with "MAIN".)  
 (If Q20G has an entry, fill first parenthetical.)  
 (So for) LAST WEEK, how many hours did you ACTUALLY work at your (MAIN) job?

(MAIN) JOB?  
 (If Q20C = "yes", then range of 00-99)  
 (If Q20C = "no", "D" or "R", then range of 01-99)

Number of hours--> --  
 (blind) Don't know 0  
 (blind) Refused 0

Q20I-1CK CHECK ITEM  
 HRCXS

If Q20C is "yes".....(Ask Q20I-2)  
 All others.....(Go to Q20I-CK)

ACTUAL HOURS

Q20D. Did ... lose any time or take any time off LAST WEEK for any reason such as illness, holiday or slack work?

Yes.....0 --> How many hours did ... take off?

(Correct Q20A if lost time not already deducted; if Q20A reduced below 35, correct Q20B and fill Q20C.)

No.....0

Q20E. Did ... work any overtime or at more than one job LAST WEEK?

Yes.....0 --> How many extra hours did ... work?

(Correct Q20A and Q20B as necessary if extra hours not already included and skip to Q23.)

No.....0

(Skip to 23)

Q20A. How many hours did ... work LAST WEEK at all jobs?

ACTUAL HOURS (continued)

A C T U A L H O U R S (continued) Revised 2/10/93

(If Q200 is 3 or 4+, fill parenthetical with "jobs".)

Q201-2. LAST WEEK, how many hours did you ACTUALLY work at your other (job)?

HRAC12

OTHER JOB(S)?  
(Range of 00-99)

Number of hours--> - -

(blind) Don't know 0

(blind) Refused 0

Q201-CK CHECK ITEM

HRCK6 If total actual hours worked (Q201-1 and Q201-2) equals zero, and Q201-2 = "no", "D" or "R" .....(Skip to Q22)

If total actual hours worked (Q201-1 and Q201-2) equals zero, plug Q208-A "yes" .....(Back to Q208-1)

All others.....(Go to Q201-CK2)

Q201-CK2. INTERVIEWER CHECK ITEM

HRCK7 Q201-2 is "no", "D", or "R" .....(Skip to Q20K-CK)

(Q20E total) is 35+ hrs. or Q20E-1 is "yes" AND (Q201 total) is less than 35 hrs) AND (Q201-1 or Q201-2 not equal 0 or R).....(Ask Q20J)

Q20F-1 is "yes" AND Q201 is <35 hrs AND Q20F-2 is either "slack work/business conditions" OR "could only find part-time work" or "seasonal work".....(Skip to Q20K)

All others.....(Skip to Q20K-CK)

Q20J. What is the main reason you worked less than 35 hours LAST WEEK?

HRJ5N3

Slack work/business conditions.....0

Seasonal work.....0

Job started or ended during week.....0

Vacation/personal day.....0

Own illness/injury/medical appt.....0

Holiday (legal or religious).....0

Child care problems.....0

Other family/personal obligations.....0

Labor dispute.....0

Weather affected job.....0

School/training.....0

Civic/Military duty.....0

Other reason .....(specify) 0

(blind) Don't know.....0

(blind) Refused.....0

Q20C. Does ... USUALLY work 35 hours or more a week at this job?

Yes.....0 → What is the reason ... worked less than 35 hours LAST WEEK?

No.....0 → What is the reason ... USUALLY works less than 35 hours a week?

(Mark the appropriate reason)

Slack work.....0

Material shortage.....0

Plant or machine repair.....0

New job started during week.....0

Job terminated during week.....0

Could find only part-time work.....0

Holiday (Legal or religious).....0

Labor dispute.....0

Bad weather.....0

Own illness.....0

On vacation.....0

Too busy with homework, school, personal bus., etc.....0

Did not want full-time work.....0

Full-time work week under 35 hours.....0

Other reason (Specify).....0

(Skip to Q23 and enter job worked at last week)



ECONOMIC PART TIME Revised 6/23/92

Q20K. LAST WEEK, could you have worked full time if the hours had been offered?

Yes ..... 0 (SKIP)
No ..... 0 TO
Don't know..... 0
Refused..... 0 Q20K-CK4

Q20K-CK CHECK ITEM
HRCK9

Line number of current person equals
line number of current household respondent....(Skip to Q20K-CK4)
All others.....(Go to Q20K-CK3)

Q20K-CK1 CHECK ITEM
HRCK9 \*\*\*\*\*DO NOT READ TO RESPONDENT\*\*\*\*\*

Did ... provide any of the hours information you just collected?

Yes....0 (Skip to Q20K-CK4)
No.....0 (Go to Q20K-CK2)

Q20K-CK2 CHECK ITEM
HRCK10 \*\*\*\*\*DO NOT READ TO RESPONDENT\*\*\*\*\*

Did anyone other than (F11) household respondent's name) provide any of the hours information you just collected?

Yes....0 (Go to Q20K-CK3)
No.....0 (Skip to Q20K-CK4)

Q20K-CK3 CHECK ITEM
HRCK11 \*\*\*\*\*DO NOT READ TO RESPONDENT\*\*\*\*\*

Who was that?
(Display household roster so person name and line number appears)

Enter line number \_ (Skip to Q20K-CK4)

Q20K-CK4. INTERVIEWER CHECK ITEM
HRCK12

(Q20-2 is "no", D or R) AND (Q201-1 is <15 hrs pr D or R)...(Skip to Q22)
All others.....(Skip to Q25-CK)

ON LAYOFF

ON LAYOFF

Q21. Has your employer given you a date to return to work?

- LAYDT Yes ..... 0 (Skip to Q21A-1)
- No ..... 0
- [blind] Don't know... 0
- [blind] Refused..... 0

Q21A. Have you been given any indication that you will be recalled to work within the next 6 months?

- LAV6H Yes..... 0
- No..... 0 (Skip to Q22)
- [blind] Don't know... 0 (Skip to Q22)
- [blind] Refused..... 0 (Skip to Q22)

Q21A-1. Could you have returned to work LAST WEEK if you had been recalled?

- LAV6L Yes ..... 0 (Skip to Q21B)
- No ..... 0
- [blind] Don't know... 0 (Skip to Q21B)
- [blind] Refused ... 0 (Skip to Q21B)

Q21A-2. Why is that?

- LAV6R Own temporary illness..... 0
- Going to School..... 0
- Other.(specify)..... 0
- [blind] Don't know..... 0
- [blind] Refused..... 0

Q21B. Even though you expect to be called back to work, have you been looking for work during the last 4 weeks?

- LAYLK Yes..... 0
- No ..... 0
- [blind] Don't know... 0
- [blind] Refused..... 0

Q21-DPCK. CHECK ITEM

LAYCK1 Previous month's labor force status was "layoff" ..(Skip to Q21-DPCK2, update previous month's duration of layoff; Carry forward entry to Q21D from last month. Note: the updating and carrying forward should only be done if the input values are not "D", "R" or "blank")

All others.....(Ask Q21C)

Q22. Could ... have taken a job LAST WEEK if one had been offered?

- Yes.....0
- No.....0 → Why not?
- Already has a job.....0
- Temporary illness.....0
- Going to school.....0
- Other (Specify in notes)..0

L A Y O F F (continued) revised 6/23/92

ON LAYOFF (continued)

Q21C. As of the end of LAST WEEK, how long had you been on layoff?  
LAYDRI

Number -- Weeks ..... 0  
Months..... 0 Months..... 0  
Years..... 0 Years..... 0 LAYDRZ

[blind] Don't know.. 0 (Skip to Q21D)  
[blind] Refused .... 0 (Skip to Q21D)

(Range check - need range check so duration is not greater than 2 years, or 24 months, or 99 weeks.)

Q21C-CX. CHECK ITEM  
LAYCK2

Entry in Q21C is 1 - 4 months.....(Ask Q21C-1)  
All others.....(Skip to Q21D)

Q21C-1. We would like to have that in weeks, if possible. Exactly how many LAYDR3 weeks had you been on layoff?

Number of weeks --

[blind] Don't know....0 (Ask Q21D)  
[blind] Refused.....0 (Ask Q21D)

Q21D. Is the job from which you are on layoff a full-time job of LAYFT 35 hours or more per week?

Yes..... 0 (Skip to Q25 (c))  
No ..... 0 (Skip to Q25 (c))  
Don't know... 0 (Skip to Q25 (c))  
Refused..... 0 (Skip to Q25 (c))

[blind] Don't know... 0 (Skip to Q25 (c))  
[blind] Refused..... 0 (Skip to Q25 (c))

Q21-DFCK2. CHECK ITEM  
LAYCK3

Previous month's industry or occupation code was referred... (Skip to Q25 (c))  
All others..... (Skip to Q28-CX) Carry forward previous month's I/O)

Q22C. 1) How many weeks has ... been looking for work?

2) How many weeks ago did ... start looking for work?

3) How many weeks ago was ... laid off?

Q22D. Has ... been looking for for full-time or part-time work?

Full.....0  
Part.....0

LOOKING revised 3/14/94

LOOKING

Q22. (If LK in Q19, Skip to Q22A)  
 Has ... been looking for work during the past 4 weeks?  
 Yes.....0  
 No.....0 (Go to Q24)

Q22A. What has ... been doing in the last 4 weeks to find work? (Mark all methods used; do not read list.)

Checked with-

- pub. employ. agency.....0
- prt. employ. agency.....0
- employer directly.....0
- friends or relatives.....0
- Placed or answered ads.....0
- Nothing.....0 (Skip to Q24)
- Other (Specify in notes, e.g. JTPA, union or prof. register, etc).....0

Q22. Have you been doing anything to find work during the last 4 weeks?  
 LK

Yes.....0 (Skip to Q22A)  
 No.....0 (Skip to Q23-CK1)  
 Retired....0 (Skip to Q22-CK2)  
 Disabled....0 (Go to Q22-CK1)  
 Unable.....0 (Go to Q22-CK1)  
 Don't know..0 (Skip to Q23-CK1)  
 [blind] Refused.....0 (Skip to Q23-CK1)  
 [blind]

Q22-CK1. CHECK ITEM  
 LKCK1 Entry in Q20A-1 or Q20A-2..... (Skip to Q23-CK1)  
 Entry in Q22 is Disabled..... (Back to Q20A-1)  
 Entry in Q22 is Unable..... (Back to Q20A-2)

Q22-CK2. CHECK ITEM  
 LKCK2 Person is 50+ yrs. old..... (Skip to Q27-CK)  
 Person is less than 50 yrs. old.. (Skip to Q23-CK1)

Q22A. What are all of the things you have done to find work during the last 4 weeks?  
 LKM1 (Mark ALL methods used; do not read list. After each response ask, "Anything else?")

ACTIVE

Contacted:

- employer directly/interview.....0
- public employment agency.....0
- private employment agency.....0
- friends or relatives.....0
- school/university employment ctr.....0
- Sent out resumes/  
 filled out applications.....0
- Checked union/professional registers..0
- Placed or answered ads.....0
- Other active..... (specify)..0 (Skip to Q22B)

PASSIVE

- Looked at ads.....0
- Attended job training programs/courses.....0
- Other passive.. (specify).....0 LKMP51-LKMP56 (Skip to Q22A-DK1)
- Nothing.....0 (Skip to Q22A-DK)
- Nothing.....0 LKMPS1 - LKMPS6

[blind] Don't know.....0 (Ask Q22A-DK)  
 [blind] Refused.....0 (Skip to Q23-CK1)  
 NOTE: Responses of "Don't know" and "Nothing" should only be allowed as the first entry. The skip instruction for "passive" applies only if there is not an "active" method also mentioned.

L O O K I N G (continued) Revised 1/26/94

Q22A-DK. You said you have been trying to find work. How did you go about looking?

	ACTIVE		PASSIVE
Contacted:			
employer directly/interview.....	0	Looked at ads.....	0
public employment agency.....	0	Attended job training	
private employment agency.....	0	programs/courses.....	0
friends or relatives.....	0	Other passive..(specify).....	0
school/university employment ctr.....	0		(Skip to Q23-CK1)
Sent out resumes/ filled out applications.....	0	Nothing.....	0
Checked union/professional registers..	0	(Skip to Q23-CK1)	
Placed or answered ads.....	0		
Other active.....(specify)..	0		
	(Skip To Q22B)		

[blind] Don't know..... 0 (Skip to Q23-CK1)  
 [blind] Refused..... 0 (Skip to Q23-CK1)  
 NOTE: Responses of "Don't know" and "Nothing" should only be allowed as the first entry.

Q22A-DK1. Can you tell me more about what you did to search for work?

	ACTIVE		PASSIVE
Contacted:			
employer directly/interview.....	0	Looked at ads.....	0
public employment agency.....	0	Attended job training	
private employment agency.....	0	programs/courses.....	0
friends or relatives.....	0	Other passive..(specify).....	0
school/university employment ctr.....	0		(Skip to Q23-CK1)
Sent out resumes/ filled out applications.....	0	Nothing.....	0
Checked union/professional registers..	0	(Skip to Q23-CK1)	
Placed or answered ads.....	0		
Other active.....(specify)..	0	No.....	0
	(Skip To Q22B)		(Skip to Q23-CK1)

[blind] Don't know..... 0 (Skip to Q23-CK1)  
 [blind] Refused..... 0 (Skip to Q23-CK1)  
 NOTE: Responses of "Don't know" and "Nothing" should only be allowed as the first entry.

LOOKING (continued)

Q22E. Could ... have taken a job LAST WEEK if one had been offered?

Yes.....0

No.....0

Why not?

Already has a job.....0

Temporary illness.....0

Going to school.....0

Other (Specify in notes).....0

LOOKING (continued)

Q22B. LAST WEEK, could you have started a job if one had been offered?

LKAVL Yes.....0 (Skip to Q22-DPCK)

No.....0 (Ask Q22B-1)

[blind] Don't know. 0 (Skip to Q22-DPCK)

[blind] Refused ... 0 (Skip to Q22-DPCK)

Q22B-1. Why is that?

LKANR Waiting for new job to begin..... 0

Own temporary illness..... 0

Going to school..... 0 (Skip to Q24-CK)

LKAVS Other (specify in notes)..... 0 (Skip to Q24-CK)

[blind] Don't know..... 0 (Skip to Q24-CK)

[blind] Refused..... 0 (Skip to Q24-CK)

Q22-DPCK. CHECK ITEM

LKCK3 MIS-2, 3, or 4, and person was unemployed (looking) last month (Carry over previous month's responses to Q22C-1 and Q22C-2. If previous month's entry to Q22D was "within last 12 months", then update Q22D by comparing previous month's entry to Q22D-1 to the current month and year to determine if it is still "within last 12 months." Carry over previous month's entry to Q22F. Note: updating and carrying over should only be done if the input values of the appropriate items are not "D", "R", or "blank".....(SKIP TO Q22F-CK.)

All others.....(Skip to Q22C-1)

Q22B. At the time ... started looking for work, was it because he/she lost or quit a job or was there some other reason?

Lost job.....0

Quit job.....0

Left school.....0

Wanted temporary work.....0

Change in home or family responsibilities.....0

Left military service.....0

Other (Specify in notes).....0

Q22C-1. BEFORE you started looking for work, what were you doing: working, going to school, or something else?

LKLL1 Working..... 0 (Ask Q22C-2)

School..... 0 (Skip to Q22D)

Left military service.. 0 (Plug "Quit Job" in Q22C-2 and skip to Q22D)

[blind] Something else (specify) 0 (Skip to Q22D)

[blind] Don't know..... 0 (Skip to Q22D)

[blind] Refused..... 0 (Skip to Q22D)

Q22C-2. Did you lose or quit that job, or was it a temporary job that ended?

LKLL2 Lost job..... 0

Quit job..... 0

Temporary job ended.. 0

[blind] Don't know..... 0

[blind] Refused..... 0

LOOKING (continued)

L O O K I N G (continued) revised 6/23/92

Q22F. When did ... last work at a full-time job or business lasting 2 consecutive weeks or more?

- Within last 12 months (Specify).....0 (Month):
One to five years ago.....0
More than 5 years ago.....0
Never worked full-time 2 wks. or more..0
Never worked at all.....0

[Skip to Q23. If layoff entered in Q21A, enter job, either full or part time, from which laid off. Else enter last full time job lasting 2 weeks or more, or "never worked."]

Q22C. 1) How many weeks has ... been looking for work?
2) How many weeks ago did ... start looking for work?
3) How many weeks ago was ... laid off?

Q22D. Has ... been looking for for full-time or part-time work?
Full.....0
Part.....0

Q22D. LKLN (If Q22C-2 has an entry, then (11) parenthetical with "that".) When did you last work at (a) job or business?

- Within last 12 months.....0
More than 12 months ago....0 (Skip to Q22E)
Never worked .....0 (Skip to Q22E)
Don't know .....0 (Skip to Q22E)
Refused .....0 (Skip to Q22E)

Q22D-1. LKDAT (ASK IF NECESSARY, OTHERWISE VERIFY) What was the month and year that you last worked?

- Month Year LKDAT
Don't know.....0
Refused.....0

Q22E. LKOUR1 As of the end of LAST WEEK, how long had you been looking for work?

- Number Weeks...0 Months...0 Years...0 LKOUR2

Q22E-1. LKCK4 (blind) Don't know .....0 (Ask Q22E-1) (blind) Refused.....0 (Skip to Q22F) Range check - Entry cannot be greater than 99 weeks or 24 months or 2 years.

Q22E-CK. CHECK ITEM Entry in Q22E is 1 - 4 months.....(Ask Q22E-1) All others.....(Skip to Q22F)

Q22E-1. LKOUR3 We would like to have that in weeks, if possible. Exactly how many weeks had you been looking for work?

- Number of weeks - DUR (blind) Don't know....0 (blind) Refused.....0

Q22F. LKFT Have you been looking for full-time work of 35 hours or more per week?

- Yes .....0
No .....0
Doesn't matter. 0
Don't know.....0
(blind) Refused .....0

L O O K I N G (continued)

Q22F-CK CHECK ITEM

LKCK5 Q22D is "never worked".....(Skip to Q28-CK)  
 If unemployed last month.....(Go to Q22F-CK2)  
 If employed last month.....(Go to Q22F-CK2)  
 All Others.....(Skip to Q25(d))

Q22F-CK2. CHECK ITEM

LKCK6 Previous month's industry or occupation was referred...(Skip to Q25 (d))  
 All others.....(Carry over previous month's  
 I/O and skip to Q28-CK.)



DISCOURAGED WORKERS

DISCOURAGED WORKERS

Q23-CK1 CHECK ITEM

Q20-2 is "no" ..... (Skip to Q28-CK)  
 Q20B-1 is "waiting for new job to begin" ..... (Skip to Q27-CK1)  
 Q20-num is "yes" or "maybe" ..... (Plug Q23 "yes" and skip to Q23-CK4.)  
 All others ..... (Ask Q23)

Q23. Do you currently want a job, either full or part time?  
 DMCCK1

Yes, or maybe, it depends ..0 (Skip to Q23-CK4)  
 No .....0 (Skip to Q24-CK)  
 Retired .....0 (Skip to Q23-CK3)  
 Disabled .....0 (Skip to Q23-CK2)  
 Unable .....0 (Skip to Q23-CK2)  
 Don't know .....0 (Skip to Q24-CK)  
 [blind] Refused .....0 (Skip to Q24-CK)

Q23-CK2. CHECK ITEM

DMCK2 Entry in Q20A-1 or Q20A-2 ..... (Skip to Q24-CK)  
 Entry in Q23 is Disabled ..... (Back to Q20A-1)  
 Entry in Q23 is Unable ..... (Back to Q20A-2)  
 All others ..... (Skip to Q23-CK4)

Q23-CK3. CHECK ITEM

DMCK3 Person is 50+ ..... (Skip to Q27-CK)  
 Person is less than 50 .. (Skip to Q23-CK4)

Q23-CK4. CHECK ITEM

DMCK4 (Q22A-dk is only "looked at ads," "Attended job training," and/or "Other passive") OR (Q22A-dk1 is only "looked at ads," "Attended job training," and/or "Other passive") or (Q22A is "looked at ads," "attended job training" and/or "other passive") ..... (Skip to Q23B-CK)

All others ..... (Ask Q23A)

Q24C. Does ... want a regular job now, either full- or part-time?  
 time?

Yes .....0 (Go to Q24D)  
 Maybe - it depends  
 (Specify in notes) .....0 (Go to Q24D)  
 No .....0 (Skip to Q24E)  
 Don't know .....0 (Skip to Q24E)

DISCOURAGED WORKERS (continued)

Q24D. What are the reasons ... is not looking for work?  
 (Mark each reason mentioned)

Believes no work available in line of work or area.....0  
 Couldn't find any work.....0  
 Lack's neg. schooling, training skills or experience.....0  
 Employers think too young or too old.....0  
 Other pers. handicap in finding job.....0  
 Can't arrange child care.....0  
 Family responsibilities.....0  
 In school or other training.....0  
 Ill health, physical disability.....0  
 Other (Specify in notes).....0  
 Don't know.....0

DISCOURAGED WORKERS (continued) revised 3/10/92

Q23A. What is the main reason you were not looking for work during the LAST 4 WEEKS?  
 (Do not read list.)  
 Believes no work available in line of work or area.....0  
 Couldn't find any work.....0  
 Lacks necessary schooling, training, skills  
 Employers think too young or too old.....0  
 Other types of discrimination.....0  
 Child care problems.....0  
 Family responsibilities.....0  
 In school or other training.....0  
 Ill-health, physical disability.....0  
 Transportation problems.....0  
 Other.....0  
 Don't know.....0  
 Refused.....0

DWRSP  
 [blind]  
 [blind]

Q23B-CK. CHECK ITEM

Q23B-CK. CHECK ITEM  
 Q23B-1. Did you actually WORK at a job or business during the last 12 months?  
 DWRK

Q22 is "yes"..... (Plug Q23B "yes" and Skip to Q23B-1)  
 All others..... (Ask Q23B)

Q23B-1. Did you actually WORK at a job or business during the last 12 months?  
 DWRK

Yes.....0  
 No.....0 (Skip to Q24-CK)  
 Don't know...0 (Skip to Q24-CK)  
 Refused.....0 (Skip to Q24-CK)

[blind]  
 [blind]

Q23B-2. Did you do any of this work during the last 4 weeks?  
 DWRK

Yes.....0  
 No.....0 (Skip to Q23C)  
 Don't know...0 (Skip to Q23C)  
 Refused.....0 (Skip to Q23C)

[blind]  
 [blind]

Q23B-2. Did you do any of this work during the last 4 weeks?  
 DWRK

Yes.....0  
 No.....0 (Skip to Q24-CK)  
 Don't know...0  
 Refused.....0

[blind]  
 [blind]

**D I S C O U R A G E D   W O R K E R S   (continued)**

Q23B-3. And since you LEFT that job or business have you looked for work?

DMLKWK

Yes..... 0  
No ..... 0 (Skip to Q24-CK)  
Don't know.... 0 (Skip to Q24-CK)  
Refused ..... 0 (Skip to Q24-CK)

[blind]  
[blind]

Q23C. LAST WEEK, could you have started a job if one had been offered?

DHAYL

Yes..... 0 (Skip to Q24-CK)  
No ..... 0  
Don't know.... 0 (Skip to Q24-CK)  
Refused ..... 0 (Skip to Q24-CK)

[blind]  
[blind]

Q23C-1. Why is that?

DHAYR

Own temporary illness..... 0  
Going to school..... 0  
Other (specify in notes)... 0  
Don't know..... 0  
Refused..... 0

[blind]  
[blind]

Q24-CK. CHECK ITEM  
 JHCK1 IF Q20-num is "yes", "D" or "R" ... (Skip to Q27-CK)  
 Ongoing Rotation ..... (Go to Q24-CK1)  
 All Other Rotations ..... (Skip to Q27-CK1)

Q24-CK1. CHECK ITEM  
 JHCK2 Q23B-1 is Yes ..... (Plug Q24A "yes". If previous month's labor force status was unemployed or "on layoff", plug Q24-DEP with value in Q23B-2 and skip to Q24B; otherwise, skip to Q24B.)  
 Q23B-1 is no, D, or R ..... (Plug Q24A "no", "D" or "R" - Skip to Q24C)  
 All others ..... (Ask Q24A)

Q24A. Have you worked at a job or business at any time during the past 12 months?  
 JHAK

Yes ..... 0  
 No ..... 0 (Skip to Q24C)  
 Don't know .. 0 (Skip to Q24C)  
 Refused ..... 0 (Skip to Q24C)

Q24-DPCK. CHECK ITEM  
 JHCK3 Previous month's labor force status was  
 unemployed (lookers or layoff) ..... (Ask Q24-DEP)  
 All others ..... (Skip to Q24B)

Q24-DEP. Did you do any of this work during the last 4 weeks?  
 JHDP1  
 Yes ..... 0  
 No ..... 0  
 Don't know ..... 0  
 Refused ..... 0

Q24B. What is the main reason you left your last job?  
 JHRSN  
 Personal, family, (incl. pregnancy) ..... 0  
 Return to school ..... 0  
 Health ..... 0  
 Retirement or old age ..... 0  
 Temporary, seasonal or intermittent job completed ..... 0  
 Slack work or business conditions ..... 0  
 Unsatisfactory work arrangements (hours, pay, etc.) ..... 0  
 Other (Specify) ..... 0  
 Don't know ..... 0  
 Refused ..... 0

JOB HISTORY

Q24A. When did ... last work for pay at a regular job or business, either full- or part-time?

Within past 12 months ..... 0 (Go to Q24B)  
 1 up to 2 years ago ..... 0 (Go to Q24B)  
 2 up to 3 years ago ..... 0 (Go to Q24B)  
 3 up to 4 years ago ..... 0 (Go to Q24B)  
 4 up to 5 years ago ..... 0 (Go to Q24B)  
 5 or more years ago ..... 0 (Skip to Q24C)  
 Never worked ..... 0 (Skip to Q24C)

Q24B. Why did ... leave that job?

Personal, family (Incl. pregnancy) or school ..... 0  
 Health ..... 0  
 Retirement or old age ..... 0  
 Seasonal job completed ..... 0  
 Slack work or business conditions ..... 0  
 Temporary nonseasonal job completed ..... 0  
 Unsatisfactory work arrangements (Hours, pay, etc) ..... 0  
 Other ..... 0

JOB HISTORY (continued)

JOB HISTORY (continued) revised 1/28/93

Q24E. Does ... intend to look for work of any kind in the next 12 months?

Yes.....0  
 It depends (Specify in notes).....0  
 No.....0  
 Don't know.....0

[If entry in Q24B, describe job in Q23, otherwise, skip to Q26.]

Q24C. Do you intend to look for work during the next 12 months?  
 Yes, or it depends.....0  
 No.....0  
 Don't know.....0  
 Refused.....0

Q24C-CK. CHECK ITEM

JHCK4 Q24-DEP is "no", D or R .....(Go to Q24C-CK2)  
 Q24-DEP is "yes".....(Skip to Q25 (d))  
 If employed last month and Entry in Q24B... (Skip to Q24C-CK2)  
 Entry in Q24B.....(Skip to Q25 (d))  
 All others.....(Skip to Q27-CK1)

Q24C-CK2. CHECK ITEM

JHCK5 IF previous month's I/O was referred.....(Skip to Q25 (d))  
 All others.....(Skip to Q25E-CK and carryover I/O from previous month)

INDUSTRY/OCCUPATION (DEPENDENT) 1/27/93

Q25-CK CHECK ITEM

10CK1 ((MIS = 1 or 5) or (MIS-2, 3, 4, 6, 7 or 8 and previous month's labor force status was unempl. layoff or MILF)) AND Q20B-a is "yes"....(Skip to Q25(b)) (MIS = 1 or 5) OR (MIS-2, 3, 4, 6, 7, or 8 and prev.mo. labor force status was MILF or unempl. AND ((Q20=yes) OR (Q20I-CKZ-conditions 1,2,3, or blank))).....(Skip to Q25(a)) I-company name is R or D or I-name is blank.....(Skip to Q25(b)) All others.....(Ask Q25DEP-1)

(FILL IN) (Put parenthetical if Q20C-1.)

Q25DEP-1. Last month, it was reported that you worked for (I-company name). 10DP1 Do you still work for (I-company name) (at your main job)?

- Yes.....0 (Go to Q25DEP-CK)
No.....0 (Skip to Q25-1)
Don't know..0 (Skip to Q25-1)
Refused.....0 (Skip to Q25-1)

Q25DEP-CK. CHECK ITEM

10CK2 If industry was referred last month.....(Skip to Q25B-1) If Occupation was referred last month....(Skip to Q25C) All others.....(Ask Q25DEP-2)

Q25DEP-2. Have the usual activities and duties of your job changed since 10DP2 last month?

- Yes.....0 (Skip to Q25C)
No.....0
Don't know..0
Refused.....0

Q25-DPCK1. CHECK ITEM

10CK3 IF (I-OCC is D, R, or blank) OR (IF I-DTI is D, R or blank).....(Go to Q25C) All others.....(Ask Q25-DEP3)

Q25DEP-3. Last month you were reported as (I-occupation) and your 10DP3 usual activities were (I-duty). Is this an accurate description of your current job?

- Yes.....0 (Skip to Q25E-CK)
No.....0 (Skip to Q25C)
Don't know.....0 (Skip to Q25E-CK)
Refused.....0 (Skip to Q25E-CK)

INDUSTRY/OCCUPATION (Independent) (Revised 2/11/92)

Q25-1. How I have a few questions about the (main) job -  
101INT (a) (at which you worked LAST WEEK.)  
(b) (from which you were absent LAST WEEK.)  
(c) (from which you are on layoff.)  
(d) (at which you last worked.)

(If Q25DEP-1 is "no", D or R then fill "LAST WEEK, was" in first  
parenthetical.)  
(If Q19A is "yes", then fill second parenthetical. Corresponding  
response option should only be displayed if Q19A = yes)

Q25-1. (Was) ... employed by government, by a private  
101INT company, a non-profit organization, or was ... self employed (or  
working in a family business)?

to Q23F) Government.....0 (Ask Q25-2)  
to Q23F) Private for profit company.....0 (Skip to Q25A-1)  
to Q23F) Non-profit organization incl. tax exempt  
, to Q23F) and charitable organizations.....0 (Skip to Q25A-1)  
Self employed.....0 (Skip to Q25-3)  
Working in family business.....0 (Skip to Q25-3)  
(b)Ind] Don't know.....0 (Skip to Q25A-1)  
(b)Ind] Refused.....0 (Skip to Q25A-1)

Q25-2. Would that be the federal, state, or local government?  
101EVT

to Q26) Federal.....0 (Skip to Q25A-2)  
to Q26) State.....0 (Skip to Q25A-2)  
to Q26) Local (county, city, township).....0 (Skip to Q25A-2)

(b)Ind] Don't know.....0 (Skip to Q25A-2)  
(b)Ind] Refused.....0 (Skip to Q25A-2)

Q25-3. (If Q25 (c) or Q25 (d) lead-in was used fill "Yes" in parenthetical.  
101INC (Is) this business incorporated?

Yes.....0 (Skip to Q25A-3)  
No.....0  
(b)Ind] Don't know.....0  
(b)Ind] Refused.....0

INDUSTRY AND OCCUPATION (Independent--continued)

INDUSTRY/OCCUPATION (Independent - continued) Rev. 2/11/92

Q25-3CK. CHECK ITEM

LOCK# (IF Q20-2 is "no", D or R) AND Q201-1 is 19+... (Plug "no" in Q25-4 and Skip to Q25A-3)  
IF Q19A-11st not equal to L\_no AND Q20-2 is "yes"... (Skip to Q25A-3, Plug "yes" in Q25-4)

IF Q19A-11st not equal to L\_no, ask Q25-4)  
Otherwise, skip to Q25A-3)

Q25-4. Was ... working for pay?  
101WP

Yes.....0 (Skip to Q25A-3)

No.....0 (Skip to Q25A-3)

Don't know....0 (Skip to Q25A-3)

Refused.....0 (Skip to Q25A-3)

(b1 ind)  
(b1 ind)  
(If Q25-1 is "non-profit organization", then fill second parenthetical, otherwise, fill first parenthetical.)  
(If Q25 (c) or Q25 (d) lead-in was used, then fill "worked" in third parenthetical.  
(If Q20c is "yes" fill "at your/his/her Main job" in fourth parenthetical.)  
What is the name of the (company) (non-profit organization) for which ... (works) (at your/his/her Main job)?  
(name of company, business, organization or other employer) (Skip to Q25B-1)

Q23A. For whom did ... work? (Name of company, business, organization or other employer.)

Don't know ....0 (Skip to Q25B-1)

Refused.....0 (Skip to Q25B-1)

(b1 ind)  
(b1 ind)  
(If Q25 (c) or Q25 (d) lead-in was used, then fill "worked" in first parenthetical.  
(If Q20c is "yes" fill "at your/his/her Main job" in second parenthetical.)  
What is the name of the government agency for which ... (works) (at your/his/her MAIN job?) (Skip to Q25B-1)

Q25A-2. What is the name of the government agency for which ... (works)  
101WP#

Don't know.....0 (Skip to Q25B-1)

Refused.....0 (Skip to Q25B-1)

(b1 ind)  
(b1 ind)  
(If Q19-LIST does not equal L\_no, then display alternative question.)  
(If Q25 (c) or Q25 (d) lead-in was used, then fill "worked" in second parenthetical.)  
What is the name of ...'s business? (What is the name of the 101WP# business for which ... (works)?)

Q25A-3. What is the name of ...'s business? (What is the name of the 101WP# business for which ... (works)?)  
101WP#

Don't know.....0

Refused.....0



INDUSTRY AND OCCUPATION (Independent--Continued)

INDUSTRY / OCCUPATION (Independent - continued) (1/13/94)

(If Q25 (c) or Q25 (d) lead-in was used, then fill "worked" in second parenthetical).

Q25B-1.  
101IND

Q23B. What kind of business or industry is this?  
(For example: TV and radio mfg., retail shoe store,  
State Labor Dept.)

What kind of business or industry is this?  
READ IF NECESSARY:(What do they make or do where you (work)?)  
(Ask Q25B-2)

(blind) Don't know 0 (Skip to Q25C)  
(blind) Refused 0 (Skip to Q25C)

Q25B-2.  
101NFG

(ASK IF NECESSARY)  
Is this business or organization mainly manufacturing,  
retail trade, wholesale trade, or something else?

- Manufacturing 0
- Retail Trade 0
- Wholesale Trade 0
- Something else 0
- Don't know 0
- Refused 0

(blind)  
(blind)

(If Q25 (c) or Q25 (d) lead-in was used fill "did" in first parenthetical)

(If Q25 (c) or Q25 (d) lead-in was used fill "was" in second parenthetical)

Q25C.  
101OCC

Q23C. What kind of work was ... doing? (For example:  
Electrical engineer, stock clerk, typist, farmer.)

(blind) Don't know 0  
(blind) Refused 0

(If Q25 (c) or Q25 (d) lead-in was used fill "were" in first parenthetical)

Q25D.  
101DT

Q23D. What were ...'s most important activities or duties at this job? (For example: types, keeps account books, files, sells cars, operates printing press, finishes concrete.)

(blind) Don't know 0  
(blind) Refused 0

(For example: typing, keeping account books, filing, selling cars, operating printing press, laying brick)  
101DT1  
101DT2

**I N D U S T R Y / O C C U P A T I O N (Second Job) revised 1/26/94**

**Q25E-CX. CHECK ITEM**

10CK5

Entry in Q20C-"yes" AND [(Q25-3 is "no") OR ((25-DEP-1 or I-NAM is D, R, or blank) and I-COM-7 or 8)]..... (Skip to Q25F)  
 Entry in Q20C..... (Skip to Q25E-CX2)  
 Entry in Q20-1 is "yes"..... (Skip to Q25Q-CX)  
 Entry in Q24B is "retired"..... (END QUESTIONS)  
 Entry in Q24B is "not retired"..... (Skip to Q27-CX1)  
 Entry in Q27-1..... (END QUESTIONS)  
 Entry in Q21A-2 is "school/other", 0 or R... (Skip to Q27B)  
 All others..... (Skip to Q28-CX)

**Q25E-CX2. CHECK ITEM**

10CK6

Q20C is "Yes" and MIS-CX = 4 or 8..(Skip to Q25F)  
 All others.....(Skip to Q25Q-CX)

(If Q20D is "3" or "4", then display parenthetical.)

Q25-F. How I have a few questions about your second job.  
 IOPR01 (READ IF NECESSARY: By second job I mean the one that you work the second most hours.)

Enter <P> to proceed

(If Q19A is "yes", then fill parenthetical. Corresponding response option should only be displayed if Q19A = yes)  
 LAST WEEK at ...'s second job, was ... employed by government, by a private company, a non-profit organization, or was ... self employed (or working in a family business)?

Q25-G.  
 IOZLRT

Government.....0 (Ask Q25-H)  
 Private for profit company.....0 (Skip to Q25-K-CK)  
 Non-profit organization incl. tax exempt and charitable organizations.....0 (Skip to Q25-K-CK)  
 Self employed.....0 (Skip to Q25-1)  
 Working in family business.....0 (Skip to Q25-1)  
 Don't know.....0 (Skip to Q25-K-CK)  
 Refused.....0 (Skip to Q25-K-CK)

{blind}  
 {blind}

Would that be the federal, state or local government?

Q25-H.  
 IOZGVT

Federal.....0 (Skip  
 State.....0 to  
 Local (county, city, township).....0 Q25-K-CK)  
 Don't know.....0 (Skip to Q25-K-CK)  
 Refused.....0 (Skip to Q25-K-CK)

{blind}  
 {blind}

**I N D U S T R Y / O C C U P A T I O N (Second Job - continued)**

Q25-I.  
102INC

Is this business incorporated?

Yes.....0  
No.....0  
Don't know...0  
Refused.....0

(b1 ind)  
(b1 ind)

Q25-I-CK1. CHECK ITEM

10CK7 (MIS-4 or 8) and Q25-1 is "yes".....(Skip to Q25-N)  
(MIS-4 or 8) and Q25-1 is "no" "D" or "R"....(Go to Q25-I-CK2)  
All others.....(Skip to Q25Q-CK)

Q25-I-CK2. CHECK ITEM

10CK7A If Q19A-11st not equal to L\_no, ask Q25-J)  
Otherwise, skip to Q25-N)

Q25-J.  
102UP

Was ... working for pay?

Yes.....0 (Skip to Q25-N)  
No.....0 (Skip to Q25-N)

(b1 ind)  
(b1 ind)

Don't know...0 (Skip to Q25-N)  
Refused.....0 (Skip to Q25-N)

Q25-K-CK. CHECK ITEM

10CK8 (MIS-4 or 8) and Q25G is "government"..... (Skip to Q25-L)  
(MIS-4 or 8) and Q25G is "private", "non-profit", (Go to Q25-K)  
DK or Refusal.....(Skip to Q25Q-CK)  
All others.....(Skip to Q25Q-CK)

(If Q25G is "non-profit organization," then fill second  
parenthetical, otherwise fill first parenthetical.)

Q25-K.  
102RNP

What is the name of the (company) (non-profit organization) for which  
... works at (his/her/your) SECOND job?  
(name of company, business, organization or other employer)

(Skip to Q25-N)

(b1 ind)  
(b1 ind)

Don't know ....0 (Skip to Q25-N)  
Refused.....0 (Skip to Q25-N)

Q25-L.  
102RNG

What is the name of the government agency for which ... works  
at (his/her/your) SECOND job?

(Skip to Q25-N)

(b1 ind)  
(b1 ind)

Don't know.....0 (Skip to Q25-N)  
Refused.....0 (Skip to Q25-N)

INDUSTRY / OCCUPATION (Second job - continued) (1/13/94)

Q25-H. (If Q19-LIST does not equal L\_no, then display alternative question.)  
I02NHB What is the name of ...'s business? (What is the name of the I02NHB business for which ... works?)

[blind] Don't know.....0  
[blind] Refused.....0

Q25-N. What kind of business or industry is this?  
I02IHD

[blind] READ IF NECESSARY: (What do they make or do where you work?)  
[blind] (Ask Q25-O)

[blind] Don't know ..0 (Skip to Q25P)  
[blind] Refused .....0 (Skip to Q25P)

Q25-O. (ASK IF NECESSARY)  
I02NFG Is this business or organization mainly manufacturing, retail trade, wholesale trade, or something else?

- Manufacturing 0
- Retail Trade 0
- Wholesale Trade 0
- Something else 0
- Don't know 0
- Refused 0

[blind]  
[blind]

Q25-P. What kind of work do you do at your SECOND job, that is, what  
I02OCC is your occupation? (For example: plumber, typist, farmer.)

[blind] Don't know 0  
[blind] Refused 0

Q25-Q. What are your usual activities or duties at this job?  
I02DT (For example: typing, keeping account books, filing, selling cars, operating printing press, finishing concrete.)

I02DT1 \_\_\_\_\_ (Skip to Q25Q-CK)  
I02DT2 \_\_\_\_\_

[blind] Don't know 0 (Skip to Q25Q-CK)  
[blind] Refused 0 (Skip to Q25Q-CK)

**I N D U S T R Y / O C C U P A T I O N (continued)**

**Q25Q-CK CHECK ITEM**

Line number of current person equals  
line number of current household respondent.....(Skip to Q26-CK)  
All others.....(Go to Q25Q-CK1)

**Q25Q-CK1 CHECK ITEM**

\*\*\*\*\*DO NOT READ TO RESPONDENT\*\*\*\*\*

Did ... provide any of the industry and occupation information you  
just collected?

Yes....0 (Skip to Q26-CK)  
No....0 (Go to Q25Q-CK2)

**Q25Q-CK2 CHECK ITEM**

\*\*\*\*\*DO NOT READ TO RESPONDENT\*\*\*\*\*

Did anyone other than (F111) household respondent's name) provide any  
of the industry and occupation information you just collected?

Yes....0 (Go to Q25Q-CK3)  
No....0 (Skip to Q26-CK)

**Q25Q-CK3 CHECK ITEM**

\*\*\*\*\*DO NOT READ TO RESPONDENT\*\*\*\*\*

Who was that?

(Display household roster so person name and line number appears)

Enter line number --

EARNINGS

E A R N I N G S

revised 12/1/92

Q26-CK. CHECK ITEM

ERHCK Outgoing Rotation and Q20-1 is "yes".....(Go to Q20-CK)  
 Outgoing Rotation and ((Entry in Q20C and Q25-3 is "no" OR  
 (Q25DEP-1-1 and previous month's COM was 7 or 0))..(Skip to Q28-CK)  
 Outgoing Rotation.....(Go to Q26)  
 All other Rotations.....(Skip to Q28-CK)

Q26. This month I have a few questions about earnings.

ERNP

(If Q20C is "yes", then fill parenthetical.)

Q26A. For your (MAIN) job, what is the easiest way for you to report your  
 ERNPR total earnings BEFORE taxes or other deductions: hourly, weekly,  
 annually, or on some other basis?

(READ IF NECESSARY: We use this information to compare the amount  
 that people earn in different types of jobs.)

- Hourly.....0
- Weekly.....0
- Bi-weekly.....0
- Twice monthly.....0
- Monthly.....0
- Annually.....0
- Other (specify).....0

ERNPRS

{blind} Don't know .....0  
 {blind} Refused.....0 (Skip to Q26I)

(If Q20C is "yes", fill parenthetical.)

Q26B. Do you usually receive overtime pay, tips, or commissions  
 ERBUOT (at your MAIN job)?

- Yes ..... 0
- No ..... 0
- Don't know.. 0
- {blind} Refused..... 0

{blind}

EARNINGS (continued)

E A R N I N G S (continued) revised 2/26/93

Q26B-CXZ CHECK ITEM

- ERNUCKZ
- Q26A is hourly.....(Ask Q26C)
- Q26A is weekly, other or DK.....(Skip to Q26D-2)
- Q26A is biweekly.....(Skip to Q26D-5)
- Q26A is monthly or twice monthly.....(Skip to Q26D-3)
- Q26A is annually.....(Skip to Q26D-4)

(If Q26B is "yes", then fill first parenthetical.)  
 (If Q26C is "yes", then fill second parenthetical with "your MAIN".)  
 Q26C. (EXCLUDING overtime pay, tips and commissions) What is your hourly  
 ERNHRT rate of pay on (this) job?

Q25C. How much does ... earn per hour?

Enter dollar amount--> \_ \_ \_ \_ \_ (Skip to Q26C-1)

- [blind] Don't know 0 (Skip to Q26C-DK)
- [blind] Refused 0 (Skip to Q26I)
- Range check \$1.00 to 30.00 (If falls range edit, go to Q26C-RNG)

Q26C-DK. What is your best estimate of your hourly rate of pay?  
 ERNHRE

Enter Dollar amount--> \_ \_ \_ \_ \_ (Skip to Q26C-1)

- [blind] Don't know 0 (Skip to Q26I)
- [blind] Refused 0 (Skip to Q26I)
- Range check \$1.00 to 30.00 (If falls range edit, go to Q26C-RNG)

Q26C-RNG RANGE CHECK  
 ERNRG1 (If Q26C-DK has entry then fill parenthetical with Q26C-DK.  
 Otherwise, fill with Q26C.)

\*\*\*DO NOT READ\*\*\*

Hourly earnings recorded as: (Fill Q26C) hourly  
 IS THIS ENTRY CORRECT?

- Yes.....(Go to Q26C-1)
- No.....(Go to Q26C-RNG2)

EARNINGS (continued)

E A R N I N G S (continued) revised 12/1/92

Q26C-RNG2. CHECK ITEM (If Q26C-DK has entry then fill parenthetical with Q26C-DK.)

ERHNC0  
Otherwise fill with Q26C.  
\*\*\*00 NOT READ\*\*\*

INCORRECT ENTRY WAS RECORDED AS: (FILL Q26C) hourly

CORRECT ENTRY IS:  
--->[N] \$ ---

Q26C-1. How many hours do you usually work per week at this rate?  
ERHHR

Q25A. How many hours per week does ... USUALLY work at this job?

Enter number of hours -- (Go to Q26C-CK)

[blind] Don't know...0 (Go to Q26C-1CK)  
[blind] Refused.....0 (Go to Q26C-1CK)  
(Range check 01-99)

Q26C-1CK. CHECK ITEM

ERHCK4 If Q20E-a is D, V, or R .....(Skip to Q26D-2)  
All others.....(Plug Q26C-1 with Q20E-a and  
Skip to Q26C-CK)

Q26C-CK. CHECK ITEM

ERHCK5 Q26B is "yes"...(Ask Q26D-1)  
All others.....(Skip to Q26D-1VER)

Q26D-1. (If Q20C is "yes", fill parenthetical.)

ERHNTA (At your MAIN job.) How much do you usually receive JUST in overtime  
pay, tips or commissions, before taxes or other deductions?

Enter Dollar amount---> \_ \_ \_ \_

per hour....0 (Skip to Q26D-1a)  
per day.....0 (Skip to Q26D-1DK)  
per week....0 (Skip to Q26D-1VER)  
per month...0 (Skip to Q26D-1VER)  
per year....0 (Skip to Q26D-1VER)  
Other.....0 (Skip to Q26D-1DK)

[blind] Don't know 0 (Skip to Q26D-1DK)  
[blind] Refused 0 (Skip to Q26I)

(Range Edit If entry is per hour - \$1 to \$30;  
If entry is per day - \$1 to \$240;  
If entry is per week - \$1 to \$1,500;  
If entry is per month - \$1 to \$6,000;  
If entry is per year - \$1 to \$72,000)  
(If falls range edit, skip to Q26D-1-RNG)



E A R N I N G S (continued) revised 12/1/92

Q26D-IDK. What is your best estimate of how much you usually earn WEEKLY. JUST in overtime pay, tips, or commissions, before taxes or other deductions?

Enter Dollar amount--> \_ \_ \_ \_ (Skip to Q26D-IVER)

(b) Ind] Don't know 0 (Skip to Q26I)
(b) Ind] Refused 0 (Skip to Q26I)

Range Edit (\$ 1 to 1500) (If falls range edit, go to Q26D-I-RNG)

Q26D-I-RNG RANGE CHECK

ERNNGZ (If Q26D-IDK has entry, then fill first parenthetical with "weekly" and second parenthetical with Q26D-IDK.) (Otherwise, fill first parenthetical with periodicity specified in Q26D-1 and second parenthetical with amount specified in Q26D-1.)

\*\*\*DO NOT READ\*\*\*

Usual (Weekly) earnings in overtime pay, tips or commissions recorded as: (fill Q26D-1 or Q26D-IDK) IS THIS ENTRY CORRECT?

Yes....(Go to Q26D-lack)
No.....(Go to Q26D-IRNGZ)

Q26D-IRNGZ. CHECK ITEM

ERNOC0 (If Q26D-IDK has entry, then fill parenthetical with Q26D-IDK. Otherwise fill with Q26D-1.)

\*\*\*DO NOT READ\*\*\*

INCORRECT ENTRY WAS RECORDED AS: (FILL Q26D-1)

CORRECT ENTRY IS:

--->(N) \$ \_ \_ \_ \_

Q26D-lack. CHECK ITEM

ERNCK7 Entry in Q26D-1 is "per hour" (Ask Q26D-1a) All others.....(Skip to Q26D-IVER)

E A R N I N G S (continued) revised 12/1/92

Q260-1a. How many hours do you usually work per week at this rate?

ERNWH

Enter number of hours -- (Skip to Q260-1VER)

[blind] Don't know...0 (Ask Q260-1b)  
[blind] Refused.....0 (Skip to Q261)

Q260-1b. What is your best estimate of the number of hours per week you usually work at this rate?

ERNQHE

Enter number of hours -- (Ask Q260-1VER)  
[blind] Don't know...0 (Skip to Q261)  
[blind] Refused.....0 (Skip to Q261)

Q260-1VER. Calculate weekly earnings variable (HWKWH) by (multiplying entry in Q26C-1 by entry in Q26C or Q26C-DK) and adding in the entry to Q26D-1 or Q26D-1DK.

NOTE: Conversion to "weekly" estimates are necessary for different periodicities in Q26D-1, Q26D-1DK. Also, for persons responding as "per hour", the entry must be multiplied by Q26D-1a or Q26D-1b. The entry of "per month" should be divided by "4" and the entry of "per year" should be divided by "52".

(F11) parenthetical if Q20C-1.)

I have estimated your usual WEEKLY earnings (for your main job) as \$ HWKWH before taxes or other deductions. Does that sound correct?

Yes.....0 (Skip to Q261)  
No.....0 (Go to Q260-1VER2)

[blind] Don't know.....0 (Ask Q260-1VER2)  
[blind] Refused.....0 (Skip to Q261)

E A R N I N G S (continued) revised 12/1/92

Q26B-IVER2. In "3." below f111 second parenthetical with periodicity specified  
ERNVR2 in Q26D-1 or Q26D-1DK.

I have recorded:

1. (f111 Q26C or Q26C-DK ) as your hourly rate of pay.
2. (f111 Q26C-1) as the number of hours you usually worked at this rate.
3. (f111 Q26D-1 or Q26D-1DK) as the amount you usually earned (weekly) in overtime pay, tips and commissions.
4. (f111 Q26D-1a or Q26D-1b) as the number of hours per week you usually work at this rate.

a. Which piece of information does not seem to be correct?

DO NOT READ: Enter number corresponding to line requiring correction

All information is correct. (Enter "p" to proceed)

--->  
{blind} Don't know.....(Skip to Q261)  
{blind} Refused.....(Skip to Q261)

(if "1." then display: "What is your hourly rate of pay on this job, excluding overtime pay, tips or commissions?")

(if "2." then display: "How many hours do you usually work per week at the rate of (f111 Q26C) ?")

(if "3." then display: "How much do you usually earn WEEKLY just in overtime pay, tips or commissions?")

(if "4." then display: "How many hours do you usually work per week at the rate of (f111 Q26D-1)?")

(if "p" or "DK" then display: Then, (including overtime pay, tips and commissions,) what are your usual WEEKLY earnings on (this) job, before taxes or other deductions?

Correct entry is ----- ERNWK1

{blind} Don't know.....(Skip to Q261)  
{blind} Refused.....(Skip to Q261)

NOTE: Allow any of the four pieces to be corrected.  
New entry should not overwrite original entry. Store new entry with different variable name. Recalculate weekly earnings (but do not overwrite original weekly earnings) as HMKBNZ

EARNINGS (continued)

E A R N I N G S (continued) revised 1/26/94

Q26D-1VER3.  
ERNVR3

(fill parenthetical if Q26C-1.)

I have estimated your total WEEKLY earnings (for your main job) as \$ (fill INKRN2) WEEKLY before taxes or other deductions. Does that sound correct?

Yes.....0 (Skip to Q26I)  
No (Irreconcilable difference)...0 (Skip to Q26I)

Q26D-2. (If Q26B is "yes", then fill first parenthetical.)  
ERNMK (If Q26C is "yes", then fill second parenthetical with "your MAIN".)

Q25D. How much does ... USUALLY earn per week at this job BEFORE deductions? Include any overtime pay, commissions, or tips usually received.

(Including overtime pay, tips and commissions) What are your usual weekly earnings on (this) job, before taxes or other deductions?

Enter Dollar amount--> \_ \_ \_ \_ (Skip to Q26D-2VER)

[blind] Don't know 0 (Skip to Q26D-2DK)  
[blind] Refused 0 (Skip to Q26G)

Range Edit (\$ 1 to 1500) (If fails range edit, skip to Q26D-2RNG)

Q26D-2DK. What is your best estimate of your usual weekly earnings before ERNDKP taxes or other deductions?

Enter Dollar amount--> \_ \_ \_ \_ (Skip to Q26D-2VER)

[blind] Don't know 0 (Skip to Q26G)  
[blind] Refused 0 (Skip to Q26G)  
Range Edit (\$ 1 to 1500) (If fails range edit, skip to Q26D-2RNG)

Q26D-2RNG RANGE CHECK  
ERNNG3 (If Q26D-2DK has entry then fill parenthetical with Q26D-2DK. Otherwise, fill with Q26D-2.)

\*\*\*DO NOT REAG\*\*\*  
Weekly earnings recorded as: (fill Q26D-2) weekly  
IS THIS ENTRY CORRECT?

Yes....(Go to Q26D-2VER)  
No.....(Go to Q26D-2RNG2)

E A R N I N G S (continued) revised 12/1/92  
 Q26D-2VER2. CHECK ITEM  
 ERNRGP (If Q26D-2DK has entry then fill parenthetical with Q26D-2DK.  
 Otherwise fill with Q26D-2.)

\*\*\*DO NOT READ\*\*\*  
 INCORRECT ENTRY WAS RECORDED AS: (FILL Q26D-2) weekly  
 CORRECT ENTRY IS:  
 --->[N] \$ ---

Q26D-2VER. (Fill parenthetical if Q26C-1)  
 ERNVR4 I have recorded your total earnings (for your main job) as  
 \$ (fill Q26D-2 or Q26D-2DK) WEEKLY before taxes or other deductions.  
 Is that correct?

Yes.....0 (Skip to Q26D-2VER-CK)  
 No.....0 (Go to Q26D-2VER2)  
 [blind] Don't know.....0 (Skip to Q26D-2VER-CK)  
 [blind] Refused.....0 (Skip to Q26D-2VER-CK)  
 Q26D-2VER-CK. CHECK ITEM  
 ERNCK9 Q26A is "hourly".....(Skip to Q261)  
 All others.....(Skip to Q266)

Q26D-2VER2. (If Q26B is "yes", then fill first parenthetical.)  
 ERNCR0 (Fill second parenthetical if Q26C-1)  
 (INCLUDING overtime pay, tips and commissions) What are your usual  
 weekly earnings on (this) job, before taxes or other deductions?  
 Enter Dollar amount---> --- (Do range check)  
 (Go to Q26D-2VER2-CK2)

[blind] Don't know.....0 (Skip to Q266)  
 [blind] Refused.....0 (Skip to Q266)  
 Q26D-2VER2-CK2. CHECK ITEM  
 ERNCKA Q26A is "hourly".....(Skip to Q261)  
 All others.....(Skip to Q266)

E A R N I N G S (continued) revised 1/25/94

Q26D-3. (If Q26B is "yes", then fill first parenthetical)  
ERNMON (If Q20C is "yes", then fill second parenthetical with "your MAIN".)

(Including overtime pay, tips and commissions.) What are your usual monthly earnings on (this) job, before taxes or other deductions?

Enter Dollar amount---> \_ \_ \_ \_ (Skip to Q26D-3VER)

[blind] Don't know 0 (Skip to Q26D-3OK)  
[blind] Refused 0 (Skip to Q26G)

Range Edit (\$ 1 to 6000) (If falls range edit, skip to Q26D-3RNG)

Q26D-3OK. What is your best estimate of your usual monthly earnings before taxes or other deductions?  
ERRDKP

Enter Dollar amount---> \_ \_ \_ \_ (Skip to Q26D-3VER)

[blind] Don't know 0 (Skip to Q26G)  
[blind] Refused 0 (Skip to Q26G)

Range Edit (\$ 1 to 6000) (If falls range edit, skip to Q26D-3RNG)

Q26D-3RNG RANGE CHECK

ERRNG3 (If Q26D-3OK has entry then fill parenthetical with Q26D-3OK. Otherwise, fill with Q26D-3.)

\*\*\*DO NOT READ\*\*\*

Monthly earnings recorded as: (fill Q26D-3) monthly  
IS THIS ENTRY CORRECT?

Yes....(Go to Q26D-3VER)  
No.....(Go to Q26D-3RNG2)

Q26D-3RNG2. CHECK ITEM

ERRNGP (If Q26D-3OK has entry then fill parenthetical with Q26D-3OK. Otherwise, fill with Q26D-3.)

\*\*\*DO NOT READ\*\*\*

INCORRECT ENTRY WAS RECORDED AS: (FILL Q26D-3) monthly

CORRECT ENTRY IS:

--->[R] \$ \_ \_ \_ \_

E A R N I N G S (continued) revised 1/26/94

Q26D-3VER. (fill parenthetical if Q20C-1.)

ERNVR6

I have recorded your total earnings (for your main job) as \$ (fill Q26D-3 or Q26D-3OK) MONTHLY before taxes or other deductions. Is that correct?

Yes.....0 (Skip to Q26G)  
No.....0 (Go to Q26D-3VER2)

[blind] Don't know.....0 (Skip to Q26G)  
[blind] Refused.....0 (Skip to Q26G)

Q26D-3VER2. (If Q26B is "yes", then fill first parenthetical.)  
ERNCOR (fill second parenthetical if Q20C-1)

(INCLUDING overtime pay, tips and commissions) What are your usual monthly earnings on (this) job, before taxes or other deductions?

Enter Dollar amount--> ----- (Do range check)  
(Skip to Q26G)

[blind] Don't know.....0 (Skip to Q26G)  
[blind] Refused.....0 (Skip to Q26G)

Q26D-4. (If Q26B is "yes", then fill first parenthetical.)  
ERNUNN (If Q20C is "yes", then fill second parenthetical with "your MAIN".)

(Including overtime pay, tips and commissions) What are your usual annual earnings on (this) job, before taxes or other deductions?

Enter Dollar amount--> ----- (Skip to Q26D-4VER)

[blind] Don't know 0 (Skip to Q26D-4DK)  
[blind] Refused 0 (Skip to Q26G)

Range Edit (\$ 1 to 72,000) (If falls range edit, skip to Q26D-4RNG)

Q26D-4DK. What is your best estimate of your usual annual earnings before taxes or other deductions?

Enter Dollar amount--> ----- (Skip to Q26D-4VER)

[blind] Don't know 0 (Skip to Q26G)  
[blind] Refused 0 (Skip to Q26G)

Range Edit (\$ 1 to 72,000) (If falls range edit, skip to Q26D-4RNG)

E A R N I N G S (continued) revised 12/1/92

Q26D-4RNG RANGE CHECK  
ERNRG3 (If Q26D-4 or Q26D-4DK is greater than \$72,000, then fill first  
parenthetical.)

(If Q26D-4DK has entry then fill second parenthetical with Q26D-4DK.  
Otherwise, fill with Q26D-4.)

\*\*\*DO NOT READ\*\*\*

(\*\*\*REPORTED EARNINGS ARE GREATER THAN \$72,000\*\*\*)

Annual earnings recorded as: (fill Q26D-4) annually  
IS THIS ENTRY CORRECT?

Yes....(Go to Q26D-4VER)  
No....(Go to Q26D-4RNG2)

Q26D-4RNG2. CHECK ITEM  
ERNRG4 (If Q26D-4DK has entry then fill parenthetical with Q26D-4DK.  
Otherwise fill with Q26D-4.)

\*\*\*DO NOT READ\*\*\*

INCORRECT ENTRY WAS RECORDED AS: (FILL Q26D-4) annually

CORRECT ENTRY IS:

--->[N] \$

Q26D-4VER. (fill parenthetical if Q26C-1.)  
ERNVR4

I have recorded your total earnings (for your main job) as  
\$ (fill Q26D-4 or Q26D-4DK) annually before taxes or other  
deductions. Is that correct?

Yes.....0 (Skip to Q26E-CK)  
No.....0 (Go to Q26D-4VER2)

[blind] Don't know.....0 (Skip to Q26E-CK)  
[blind] Refused.....0 (Skip to Q26E-CK)



E A R N I N G S (continued) revised 1/26/94

Q26D-4VERZ.  
ERUNCOR

(If Q26B is "yes", then fill first parenthetical.)  
(Fill second parenthetical if Q20C-1)

(INCLUDING overtime pay, tips and commissions) What are your usual  
annual earnings on (this) job, before taxes or other deductions?

Enter Dollar amount--> ----- (On range check)  
(Skip to Q26E-CK)

[blind] Don't know.....0 (Skip to Q26G)  
[blind] Refused.....0 (Skip to Q26G)

Q26D-5.  
ERNRDK

(If Q26B is "yes", then fill first parenthetical.)  
(If Q20C is "yes", then fill second parenthetical with "your MAIN".)

(Including overtime pay, tips and commissions) What are your usual  
bi-weekly earnings on (this) job, before taxes or other deductions?

Enter Dollar amount--> ----- (Skip to Q26D-5VER)

[blind] Don't know 0 (Skip to Q26D-5DK)  
[blind] Refused 0 (Skip to Q26G)

Range Edit (\$ 1 to 3,000) (If fails range edit, skip to Q26D-5RNG)

Q26D-5DK.  
ERNRDKP

What is your best estimate of your usual bi-weekly earnings before  
taxes or other deductions?

Enter Dollar amount--> ----- (Skip to Q26D-5VER)

[blind] Don't know 0 (Skip to Q26G)  
[blind] Refused 0 (Skip to Q26G)

Range Edit (\$ 1 to 3,000) (If fails range edit, skip to Q26D-5RNG)

Q26D-5RNG  
ERNRDKS

RANGE CHECK  
(If Q26D-5DK has entry then fill parenthetical with Q26D-5DK.  
Otherwise, fill with Q26D-5.)

\*\*\*DO NOT READ\*\*\*

Bi-weekly earnings recorded as: (fill Q26D-5) bi-weekly  
IS THIS ENTRY CORRECT?

Yes....(Go to Q26D-5VER)  
No.....(Go to Q26D-5RNG2)

E A R N I N G S (continued) Revised 12/1/92

Q26D-SRNGZ. CHECK ITEM  
ERNRGP (If Q26D-50K has entry then fill parenthetical with Q26D-50K.  
Otherwise fill with Q26D-5.)

\*\*\*DO NOT READ\*\*\*  
INCORRECT ENTRY WAS RECORDED AS: (FILL Q26D-5) bi-weekly

CORRECT ENTRY IS:

--->[M] \$ - - - -

Q26D-SVERZ. (Fill parenthetical if Q20C-1.)

ERNYR4 I have recorded your total earnings (for your main job) as  
\$ (fill Q26D-5 or Q26D-50K) bi-weekly before taxes or other  
deductions. Is that correct?

Yes.....0 (Skip to Q26G)  
No.....0 (Go to Q26D-SVERZ)

[blind] Don't know.....0 (Skip to Q26G)  
[blind] Refused.....0 (Skip to Q26G)

Q26D-SVERZ. (If Q26B is "yes", then fill first parenthetical.)  
ERNYR4 (fill second parenthetical if Q20C-1)

(INCLUDING overtime pay, tips and commissions) What are your usual bi-  
weekly earnings on (this) job, before taxes or other deductions?

Enter Dollar amount---> - - - - - (Do range check)  
(Skip to Q26G)

[blind] Don't know.....0 (Skip to Q26G)  
[blind] Refused.....0 (Skip to Q26G)

Q26E-CK. CHECK ITEM  
ERNYR4 Q26D-4 has an entry..(Ask Q26F)  
All others .....(Skip to Q26G)

Q26F. How many weeks a year do you get paid for?  
ERNYR4

Number of weeks - - -

[blind] Don't know.....0  
[blind] Refused.....0

Range check 01-52

(If Q26A is "Other" or "DK", then don't fill first parenthetical.)  
(If Q20C is "yes", then fill second parenthetical with "your MAIN".)

Q26G. EARNRT (Even though you told me it is easier to report your earnings (fill with Q26A response)), are you PAID AT AN HOURLY RATE on (this) job?  
Yes 0 (Skip to Q26I)  
No 0 (Skip to Q26I)  
Don't know 0 (Skip to Q26I)  
Refused 0 (Skip to Q26I)

Q26G-CK CHECK ITEM  
If Q26D-2, Q26D-2DK, Q26D-3, Q26D-3DK, Q26D-4, Q26D-4DK, Q26D-5, or Q26D-5DK is a "refusal".....(Skip to Q26I)  
If Q26D-2DK, Q26D-3DK, Q26D-4DK or Q26D-5DK is a "don't know".....(Skip to Q26I)  
All others.....(Ask Q26H)

(If Q26B is "yes", then fill first parenthetical.)  
(If Q20C is "yes", then fill second parenthetical with "your MAIN".)  
Q26H. ERUHZ (EXCLUDING overtime pay, tips and commissions) What is your hourly rate of pay on (this) job?

Enter dollar amount--> - - - -  
[blind] Don't know 0  
[blind] Refused 0  
Range edit \$1 to \$30.00

Q26I. ERULAB On this job, are you a member of a labor union or of an employee association similar to a union?  
Yes ..... 0 (Skip to Q26J-CK)  
No ..... 0  
[blind] Don't know..... 0  
[blind] Refused..... 0

Q26J. ERUCOV On this job, are you covered by a union or employee association contract?  
Yes..... 0  
No..... 0  
[blind] Don't know..... 0  
[blind] Refused..... 0

EARNINGS (continued)

Q25B. Is ... paid by the hour on this job?  
Yes.....0 (Go to Q25C)  
No.....0 (Skip to Q25D)

Q25C. How much does ... earn per hour?  
(Ask Q25D)

Q25E. On this job, is ... a member of a labor union or of an employee association similar to a union?  
Yes.....0 (Skip to Q26)  
No.....0 (Ask Q25F)

Q25F. On this job, is ... covered by a union or employee association contract?  
Yes.....0 (Go to Q26)  
No.....0 (Go to Q26)

E A R N I N G S (continued) revised 12/1/92

Q26J-CK CHECK ITEM  
ERNCKY

Line number of current person equals  
line number of current household respondent....(Skip to Q28-CK)  
All others.....(Go to Q26J-CK1)

Q26J-CK1 CHECK ITEM  
ERNCKY \*\*\*\*\*DO NOT READ TO RESPONDENT\*\*\*\*\*

Did ... provide any of the earnings information you just collected?

Yes....0 (Skip to Q28-CK)  
No.....0 (Go to Q26J-CK2)

Q26J-CK2 CHECK ITEM  
ERNCKY \*\*\*\*\*DO NOT READ TO RESPONDENT\*\*\*\*\*

Did anyone other than (fill household respondent's name) provide any  
of the earnings information you just collected?

Yes....0 (Go to Q26J-CK3)  
No.....0 (Skip to Q28-CK)

Q26J-CK3 CHECK ITEM  
ERNCKY \*\*\*\*\*DO NOT READ TO RESPONDENT\*\*\*\*\*

Who was that?

(Display household roster so person name and line number appears)

Enter line number \_\_ (Go to Q28-CK)

Q27-CK1. CHECK ITEM

NLFCK1 This person is:  
14-49 years of age... (Skip to Q27B)  
50+..... (Go to Q27A)

Q27-CK. CHECK ITEM

NLFCK2  
Outgoing rotation.....0 (Ask Q27-1)  
All other rotations.....0 (Skip to Q28-CK)

Q27-1. When did you last work at a job or business?  
NLFQJ1

- Within last 12 months.....0 (Go to Q25 (d))
- More than 12 months ago.....0 (Go to Q28-CK)
- Never worked.....0 (Go to Q28-CK)
- Don't know.....0 (Go to Q28-CK)
- Refused.....0 (Go to Q28-CK)

[blind]  
[blind]

Q27A. Are you retired FROM A JOB OR BUSINESS?

NLFRET

- Yes ..... 0 (End questions)
- No ..... 0
- Don't know. 0
- Refused.... 0

[blind]  
[blind]

Q27B. What best describes your situation at this time? For example, are you disabled, ill, in school, taking care of house or family, or something else?

- Disabled..... 0
- Ill..... 0
- In school..... 0
- Taking care of house or family... 0
- In retirement..... 0
- Something else/other...(specify). 0
- Don't know..... 0
- Refused..... 0

[blind]  
[blind]

SCHOOL ENROLLMENT

SCHOOL ENROLLMENT

Q28-CK. CHECK ITEM  
SCHCK

This person is:  
16-24 years of age.. (Ask Q28A)  
All others..... (End Questions)

Q28A. LAST WEEK, were you enrolled in a high school, college, or  
SCHENR university?

(Mark "Yes" if currently on holiday or seasonal vacation.  
Mark "No" for summer vacation.)

Yes..... 0  
No ..... 0 (End Questions)  
Don't know.. 0 (End Questions)  
Refused .... 0 (End Questions)

Q28A-1. (ASK ONLY IF NECESSARY)  
SCHLYL Would that be high school, college, or university?

High school..... 0  
College or university..... 0  
Don't know..... 0  
Refused..... 0

Q28B. Are you enrolled in school as a full-time or part-time student?  
SCHFT

Full-time 0 (END  
Part-time 0 QUESTIONS)  
Don't know 0  
Refused 0

Q26. CHECK ITEM.  
(Transcribe from control card item 19)

This person is: 16-24 years of age ..... 0 (Ask 26A)  
All others ..... 0 (Skip to 26C)

Q26A. (If "School" in 19, Verify)

LAST WEEK was ... attending or enrolled in a high school,  
college, or university? (Mark "Yes" if currently on holiday  
or seasonal vacation. Mark "No" for summer vacation).

Yes ... 0 High School ..... 0 (Ask 26B)  
College or Univ. .... 0 (Ask 26B)

No ... 0 (Skip to 26C)

Q26B. Is ... enrolled in school as a full-time or part-time  
student?

Full time ... 0 (Fill 26C)  
Part time ... 0 (Fill 26C)



## SUMMARY OF CHANGES TO THE REVISED CPS QUESTIONNAIRE

## REASON/EXPLANATION

GES

## AT WORK

WORK

Directly identifies household businesses and provides basis for asking about unpaid family workers and receipt of profits.

19-A) A household question inquires directly about the existence of a business in the household. This question is asked once for each household.

1) Revised question wording and included response categories. "fit" fill included if there is a business or farm in the household.

Revised wording discourages the reporting of non-work activities, such as volunteer work and work around the house. Expanded response categories allow for responses of "retired," "disabled," and "unable to work". In conjunction with subsequent skip patterns, these categories may reduce response burden for some specified individuals. (Expanded response categories are also at each of the key labor force classification items.)

Directly identifies unpaid family workers.

20-1) If a family business exists persons report not working, then direct question regarding unpaid work is asked.

20-2) If persons report doing paid work, then a direct question receiving payments or profits from business is asked. This question not asked of the owner of the business because it is assumed that an owner does receive payments or profits.

Direct question identifies persons receiving payments or profits from a business. Such persons are not unpaid family workers. They are considered employed wage and salary workers.

Reduces questionnaire response burden for retired persons by skipping them over the labor force items.

20-RET) If a person is not reported as working, and during the previous month was reported to be retired, there is a dependent question asking if the person is ill retired.

Reduces questionnaire burden for disabled persons by skipping them over the labor force items.

20-DIS) If a person is not reported as working, and during the previous month was reported to be disabled, there is a dependent question asking if the person is ill disabled.



## CHANGES

## REASON/EXPLANATION

AT WORK (CONT.)AT WORK (CONT.)

(Q20-NUM) Includes a direct question about the desire to work for persons who are reported to be retired and 50 years of age or older. If persons report they do not desire to work, the remaining labor force questions are skipped over.

Question on desire for a job is included to insure that persons with some attachment to the labor force are not excluded from the opportunity to be unemployed or a discouraged worker. This question is only asked the first month an individual is reported as retired.

(Q20A-1, Q20A-2) Includes questions for persons who are reported to be disabled to determine if they are unable to accept any kind of work for next 6 months.

Direct question on ability to accept any kind of work is asked to determine if persons reported to be disabled/unable meet the criteria as specified in the question (unable to accept work for next 6 months).

WITH A JOBWITH A JOB

(Q20B-a, Q20B-b) CPS-1 item Q21 was revised to include separate questions to identify persons with a job, not at work, and persons on layoff. These questions include specific response categories of "Retired," "Disabled," and "Unable."

Previous research indicated that the question was too complex and awkwardly worded and that respondents heard only part of the question.

(Q20B-1) Revised question wording to determine persons' main reason for being absent from work.

Determines persons' main reason for not working last week since only one response is allowed.

(Q20B-2) Revised question wording to determine if persons temporarily absent were paid for their time off last week.

Simplified wording to improve measurement of concept.

MULTIPLE JOBS (NEW SERIES)MULTIPLE JOBS (NEW SERIES)

(Q20C, Q20D) Includes specific questions to identify persons who have more than one job and the number of jobs they have.

Provides monthly estimates of multiple jobholders. Helps to improve measurement of usual and actual hours worked by asking about "main" and "other" jobs separately for persons identified as multiple jobholders.

**REASON/EXPLANATION**  
**USUAL HOURS (NEW SERIES)**

Provides frame of reference for actual hours worked questions using an anchor and recall estimation strategy. Improves estimation of usual hours by asking about the main and other jobs separately for multiple jobholders. Allows usual FT/PT classification of all employed persons. Obtains a usual hours measure for all employed individuals, not just those who actually worked less than 35 hours or those in outgoing rotations.

Serves as a follow-up probe to clarify usual hours worked information for persons whose hours vary or for respondents who don't know the usual hours worked.

**ECONOMIC PART-TIME**

Desire to work full-time is an additional requirement for the classification of economic part-time.

Revised question wording provides respondents with a common frame of reference by giving both economic and non-economic examples for not working full time.

Reduces field coding errors because separate question allows only non-economic reasons for not working full time to be listed.

Separate questions for persons who usually work < 35 hours (Q20F-2, Q20F-3) vs. those who usually work > 35 hours but actually worked < 35 hours last week (Q20J) allow for tailored response categories to reduce field coding errors.

**CHANGES**  
**USUAL HOURS (NEW SERIES)**

(Q20E-A, Q20E-B) Includes an open-ended question asking for the number of hours per week persons usually work; a response category of "hours vary" is available. This question is asked of persons at work and persons absent from work (excluding persons on layoff).

(Q20E-1) New question to determine if persons usually work 35 hours or more; includes an additional response category of "hours vary."

**ECONOMIC PART-TIME**

(Q20F-1) Includes a question to determine if persons usually working less than 35 hours desire to work a full-time schedule.

(Q20F-2) Revised question wording to determine persons' "main" reason for usually working less than 35 hours for those who want to work full time. Additional response categories are also included.

(Q20F-3) For persons who indicate they do not want to work full time, a separate question is included to identify the reason why persons do not want to work a full-time workweek.

(Q20J) Revised question wording to determine persons' "main" reason for working less than 35 hours last week. Additional response categories are also included.

**CHANGES**

**ECONOMIC PART-TIME (CONT.)**

(Q20K) Includes a question to establish whether persons (part time for economic reasons) are available to work full-time hours.

**ACTUAL HOURS**

The order of the questions in the hours series is revised, asking about usual hours first, hours taken off, extra hours worked, and then actual hours.

(Q20G) Revised question wording for determining whether persons lost or took off hours from work.

(Q20H) Revised question wording for determining whether persons worked overtime or extra hours. (Questions about multiple jobs are asked earlier).

(Q20I-1) Revised question wording to identify the number of additional hours worked.

(Q20I-1, Q20I-2) Revised question wording to determine actual hours for multiple jobholders, actual hours are obtained separately for main job and other jobs.

**ON LAYOFF (NEW SERIES)**

A separate series of questions is included for persons on layoff.

**REASON/EXPLANATION**

**ECONOMIC PART-TIME (CONT.)**

Availability to work full time is an additional requirement for the classification of economic part time.

**ACTUAL HOURS**

This question sequencing allows respondents to use an anchor and recall estimation strategy to improve the measurement of actual hours worked.

Provides transition from usual hours worked to actual hours worked. Gives examples of reasons why time might be taken off to aid respondent's recall. Improves measurement since it is asked of all those working.

Improves measurement of hours data since it is asked of all those working.

Improves measurement of hours data.

Collects hours worked for main and other jobs separately.

**ON LAYOFF (NEW SERIES)**

The use of automated interviewing allowed separate series for persons reported to be on layoff so questions could be appropriately worded to reflect layoff status.

## CHANGES

ON LAYOFF (CONT.)

(Q21, Q21A) Includes specific questions about persons' expectations of being recalled to their job.

(Q21A-1) Includes a revised question to determine persons' availability to return to work.

(Q21A-2) Revised question wording to determine why persons on layoff are not available to return to work.

(Q21B) Includes a question about looking for work during the past four weeks.

(Q21C) Revised question wording to determine the duration of layoff. Duration may be reported in weeks, months, or years.

(Q21C-1) For persons who are reported to have been on layoff 1 to 4 months, a question is asked regarding the number of WEEKS they have been on layoff.

(Q21-DPCK) Layoff series utilizes dependent updating of duration data. If persons are on layoff for two consecutive months, the duration of layoff from the previous month is updated without asking the duration question again.

(Q21D) Revised question wording for determining if persons are on layoff from a full-time or part-time job.

## REASON/EXPLANATION

ON LAYOFF (CONT.)

Improves "layoff" status classification by including direct question to determine if criteria for layoff status are met. Persons not expecting to be recalled will be asked job search questions so they have a chance to be included among the unemployed.

Revised wording better measures concept of availability to return to work. Question tailored to persons on layoff.

Response categories tailored to persons on layoff.

Permits identification of proportion of persons "on layoff" that have looked for work during the past 4 weeks.

Improves measurement of duration of layoff by allowing respondents to answer in periodicity most convenient for them.

Avoids clustering of answers around whole months.

Increases consistency of duration of unemployment and reduces respondent burden for persons on layoff in consecutive months.

Collects information on the type of job from which persons are on layoff.

CHANGES	REASON/EXPLANATION
<u>LOOKING (REORDERED SERIES)</u>	<u>LOOKING (REORDERED SERIES)</u>
(Q22) Revised question wording for determining whether persons were looking for work last week.	Intention was to have less restrictive wording and have ineligible job search activities screened out in question Q22A.
(Q22A) Revised question wording on job search methods. Response categories have been expanded to include additional active and passive methods.	Expanded response categories reduce coding errors and identify persons using only passive job search methods who are then asked NILF questions.
(Q22A-DK) Includes a follow-up probe for persons who report "Nothing" in Q22A, and for persons who respond "Don't Know".	Clarifies initial job search question and provides a second opportunity for persons who report "nothing" or "don't know" to report an active method (and, therefore, be classified as unemployed).
(Q22A-DK1) Includes a follow-up probe for persons who only give an "other passive" method in Q22A.	Clarifies initial job search question and provides a second opportunity for persons who report only passive job search methods to report an active method (and, therefore, be classified as unemployed).
(Q22B) Revised question wording to determine persons' availability to work.	Question revised to more accurately reflect if a person could have started a job, not just have accepted a job.
(Q22B-1) Revised question wording to determine persons' reasons for being unavailable to work. New skip patterns.	Persons not meeting availability criteria are skipped to job history series.
(Q22C 1, Q22C 2) Includes revised questions to determine persons' status just prior to initiating job search. Purpose of question is to identify job losers/job leavers.	Splits question into two separate questions so objective of questions would be clearer to respondents.
(Q22D) Revised question to determine when persons last worked.	Less restrictive question wording so all previously employed persons will be identified. Is no longer restricted to persons working full time for 2 consecutive weeks or more.

CHANGES

LOOKING (CONT.)

(Q22D-1) New question asks the specific month and year persons last worked if they worked within the last 12 months.

(Q22E) Revised duration question allows responses of "weeks," "months," or "years."

(Q22E-1) New question asks the number of weeks persons have been looking for work if they report 1-4 months in Q22E.

(Q22-DPCK) Utilizes dependent updating of duration for persons reported to be looking for work for two consecutive months. Previous month's duration of looking is updated without re-asking the duration question, and other relevant data from the previous month is carried over.

(Q22F) Revised question wording asking whether persons are looking for full-time or part-time work.

(Q22F-CK2) Previous month's 1/0 of last job held is carried over (without re-asking) if person is unemployed in two consecutive months.

DISCOURAGED WORKERS (REORDERED SERIES)

Discouraged worker series asked in all months-in-sample. (In current CPS, the discouraged worker series is asked only in outgoing rotations.)

(Q23) Revised question to determine if persons want a job; allows responses of "retired," "disabled," and "unable."

REASON/EXPLANATION

LOOKING (CONT.)

Improves reporting of duration by verifying that the reported duration of unemployment does not extend beyond the month/year in which persons last worked.

Improves measurement by allowing respondents to report in periodicity most convenient for them.

Avoids clustering of answers around whole months.

Reduces respondent burden and improves consistency in reporting duration of looking for persons who are unemployed in consecutive months.

Revised wording provides BLS definition of full-time work within the question. Respondents can also report that they are looking for either full- or part-time work.

Reduces respondent burden.

DISCOURAGED WORKERS (REORDERED SERIES)

This revision was based on Levitan recommendation. It permits estimates of discouraged workers to be produced monthly instead of only quarterly, as provided under the current design.

Simplified wording reduces ambiguity of question. Reduces respondent burden for persons reported as retired or disabled by skipping them to job history series.

**CHANGE**

**DISCOURAGED WORKERS (CONT.)**

(Q23A) Revised question wording to determine the "main" reason for not looking for work; revised response categories.

**REASON/EXPLANATION**

**DISCOURAGED WORKERS (CONT.)**

Reduces ambiguity of previous categories.

(Q23B) New question (per Levitan Commission) to determine if persons have looked for work in the last 12 months. Note that the Levitan Commission recommended 6-month period. Twelve months was used because it was an easier reference period and was a reasonable period for respondents with attachment to the labor force to have looked for work (Hamel, March 1979, MLR).

Attachment to the labor force is new criterion for discouraged worker definition.

(Q23B-1, Q23B-2) New questions to determine if those who have looked for work in the last 12 months have worked during the last 12 months and/or the last 4 weeks.

Having looked since last working is a criterion for discouraged workers. These questions and Q23B-3 check to see if persons have looked since they last worked.

(Q23B-3) New question to determine if those persons who have looked and worked in the last 12 months have looked for work since leaving their last job.

Having looked since person last worked is a criterion for discouraged workers.

(Q23C) New question (per Levitan Commission) to determine persons' availability to work.

This is an additional requirement for classification as a discouraged worker.

(Q23C-1) New question to determine persons' reasons for being unavailable to work.

To determine if person was available to take a job last week.

**JOB HISTORY**

**JOB HISTORY**

(Q24A) Revised question to determine when persons last worked.

Shortens recall period. Revised question directly asks about work during past 12 months since 12 months is a better time frame for estimating the potential labor force. Reduces respondent burden since recall period is 12 months instead of 5 years.

(Q24B) Revised question to determine reason for leaving last job.

Improves question wording. Asks for "main reason".

**CHANGE**

**REASON/EXPLANATION**

**JOB HISTORY (CONT.)**

**JOB HISTORY (CONT.)**

(Q24C) Revised question to determine persons' intentions to look for work.

Simplified question wording.

(Q24-DEP) New question to establish whether persons who worked in the last 12 months (and were unemployed in the previous month), did any work during the last 4 weeks.

Determines if industry and occupation data provided in the previous month can be carried over in the current month.

**INDUSTRY AND OCCUPATION (REORDERED SERIES)**

**INDUSTRY AND OCCUPATION (REORDERED SERIES)**

(Q25DEP-1, Q25DEP-2, Q25DEP-3) Includes dependent questions carrying over information from the previous month regarding company name and usual activities or duties.

Reduces respondent burden. Improves consistency estimates of occupation and industry change.

(Q25-1) Revised question series for determining class of worker.

Class of worker questions are asked at beginning of series. Previously interviewers often verified the information based on answers to 1/0 questions. Location of class of worker question at beginning of series allows for tailoring of industry questions.

(Q25-2) Revised question to determine the type of government worker.

Direct question used to obtain level of government..

(Q25-4) Revised question to determine class of worker for workers in a family business.

Direct question on whether work done in family business was for pay.

(Q25A-1) Revised question wording for company name.

Increases respondent comprehension through tailored questions depending on whether a person works for a private company or non-profit organization. Revised wording clarifies question's intent (i.e. company name). References "main job" for multiple jobholders.

(Q25A-2, Q25A-3) Separate questions asking for government agency name and self-employed persons' or family's business name.

Increases respondent comprehension through tailored questions for persons working in government agency or self employed.



**CHANGE****INDUSTRY AND OCCUPATION (CONT.)**

(Q25B-2) Direct question regarding type of industry: manufacturing, retail trade, or wholesale trade.

(Q25C, Q25D) Revised questions to determine type of occupation.

(Q25F-Q25Q) Includes series of questions in out going rotations for second jobs.

(Q25F-Q25I) Persons who are reported to be self-employed in unincorporated businesses and are multiple jobholders are asked the class of worker questions for their second job in all rotations.

**REASON/EXPLANATION****INDUSTRY AND OCCUPATION (CONT.)**

Improves industry coding.

Wording specifies "occupation" for Q25C and "usual" duties for Q25D.

Collects additional data on second job.

This will permit identification of persons that are self-employed in two unincorporated businesses. Persons who are self-employed in two unincorporated businesses are not multiple jobholders according to BLS definition of multiple jobholders.

**EARNINGS**

Reduces reporting difficulty for persons not paid weekly. References "main job" for multiple jobholders.

Question is needed to determine measures for hourly wage workers.

(Q26A) Includes a question asking for the "easiest way" (periodicity) to report total earnings.

(Q26C) Includes a question to determine if persons are paid at an hourly rate, given that persons reported in Q26A that it is easier to report their earnings in some other way.

(Q26B) Includes a question to determine if persons receive overtime pay, tips, or commissions.

(Q26C, Q26H) Revised questions asking for persons' hourly rate of pay.

(Q26C-1) Includes a question asking hourly workers the number of hours usually worked at the specified rate of pay.

Improves measurement of earnings. Persons who receive overtime pay, tips, or commissions are prompted to include (or exclude if reporting hourly wage) the income from these sources when reporting earnings.

These questions specifically instruct persons who receive overtime pay, tips, or commissions to exclude those monies from their report of their hourly rate of pay.

Improves estimate of weekly earnings for hourly workers by obtaining number of hours usually worked at the specified rate of pay.

CHANGE

EARNINGS (CONT.)

(Q26D-1) Includes a question asking amount earned in just overtime pay, tips, or commissions.

REASON/EXPLANATION

EARNINGS (CONT.)

Improves estimate of weekly earnings by obtaining separate estimate for overtime pay, tips and commissions. Converts amount and periodicity to weekly amount in order to calculate weekly earnings for hourly wage workers. Reduces task difficulty by allowing respondents to report overtime pay, tips and commissions in any periodicity.

(Q26D-1a) For persons who report their overtime, tips, and commissions at an hourly rate, they are asked the number of hours they usually work at that rate.

Improves estimate of weekly earnings for hourly workers receiving overtime, tips or commissions.

(Q26D-2, Q26D-3, Q26D-4, Q26D-5) Includes separate earnings questions for person reporting their earnings at weekly, biweekly, monthly, or annual rates. These questions specifically instruct persons to include overtime pay, tips, or commissions if they earn them.

Reduces task difficulty for respondents who find it easier to report their earnings at a rate other than weekly.

(Q26F) For persons reporting earnings on an annual basis, a new question asks for the number of weeks per year persons are paid.

Improves estimate of weekly earnings for persons reporting annual earnings.

(Q26C-DK, Q26D-1DK, Q26D-1b, Q26D-2DK, Q26D-3DK, Q26D-4DK, Q26D-5DK) Include questions asking for a best estimate when persons respond that they don't know the answer to the earnings information requested.

Reduces non-response due to persons unable to provide exact earnings information.

CHANGE  
EARNINGS (CONT.)

(Q26D-1VER) Includes a verification of weekly earnings for hourly workers.

REA  
EAR  
Dec  
and  
ver  
on  
col

(Q26D-1VER2, Q26D-1VER3) For hourly workers that do not verify as correct their weekly earnings, a question is included that confirms each piece of information used to calculate weekly earnings.

Resi  
Infr  
eari  
chai  
is  
noni  
char  
the

(Q26D-2VER, Q26D-3VER, Q26D-4VER, Q26D-5VER) Includes questions to verify weekly, biweekly, monthly, or annual earnings amounts depending on how the respondent indicates it is easiest to report earnings.

(Q26D-2VER2, Q26D-3VER2, Q26D-4VER2, Q26D-5VER2) For persons who report that their earnings are not correct, a follow-up question asks the usual weekly, biweekly, monthly, or annual earnings amount.

All  
earn  
reco

NOT IN LABOR FORCE/RETIRED (NEW SERIES)

(Q27-1) Includes a new question to determine when retired persons last worked at a job.

NOT  
SERI

If r  
12 m  
Info  
is o  
burd  
last  
year  
outg  
repor  
earl

(Q27A) Includes a new question for persons who are NILF and at least 50 years old or older which directly asks about retirement.

Inco  
to ti  
rethi

**CHANGE**

**NOT IN LABOR FORCE/RETIRED (CONT.)**

(Q27B) Includes a new question to determine the main status of persons who are NILF.

**REASON/EXPLANATION**

**NOT IN LABOR FORCE/RETIRED (CONT.)**

Incorporates 1986 QDT recommendation to collect additional information about persons NILF.

**SCHOOL ENROLLMENT**

(Q28A) Revised question wording regarding school enrollment.

**SCHOOL ENROLLMENT**

More inclusive wording.

**SELF/PROXY STATUS OF RESPONDENT**

(Q20K-CK1, Q20K-CK2, Q20K-CK3, Q25Q-CK1, Q25Q-CK2 Q25Q-CK3, Q26H-CK1 Q26H-CK2 Q26H-CK3) For cases in which the specified person and the respondent are not the same, questions to the interviewer (these are not read to the respondent) are asked regarding whether the specified person or some other person beside the respondent answered any of the questions in the series. Self/proxy status of the respondent is collected for the hours, I/O, and earnings series.

**SELF/PROXY STATUS OF RESPONDENT**

Determines self/proxy status for key labor force items. This will enable separate analysis of data for selected labor force items by self vs. proxy respondents.

2/25/93

REVISED CPS QUESTIONNAIRE COMPARISON TABLE

ITEM	CPS-1	REVISED CPS	NEW LABEL
Introduction	-	19	LABOR

AT WORK

Major Activity	19	-	-
Business/farm work	-	19A	BUS
Disability	20	20	WK
Dep. Disability	-	20A-1	DIS1
Unable	-	20-DIS	DIS
Retired	-	20A-2	DIS2
Dep. Retired	-	20-NUM	RET1
Unpaid	-	20-RET	RET
"-profits	-	20-1	BUS1
	-	20-2	BUS2

WITH A JOB

T.A. Job	21	20B-a	ABS
Layoff	21	20B-b	LAY
Reason Absent	21A	20B-1	ABSRSN
Receiving \$	21B	20B-2	ABSPD
Usually 35+	21C	20E-1	HRFTPT
	-	20E-A, 20E-B	HRUSL1
	-	20E-8	HRUSL2

MULTIPLE JOBS

Multiple Jobs # of jobs	-	20C	MJ
	-	20D	MJNUM

USUAL HOURS

Usual hrs.	-	20E-A	HRUSL1
	-	20E-B	HRUSL2
Usually 35+	20C1	20E-1	HRFTPT
	-	20E-A	HRUSL1
	-	20E-B	HRUSL2

ECONOMIC PART-TIME

Want job	-	20F-1	HRWANT
Reas Usu <35	20C2	20F-2	HRRSN1
Reas not want ft	-	20F-3	HRRSN2
Availability	-	20K	HRAVL
Reas. Act <35	20C2	20J	HRRSN3

ITEM	CPS-1	REVISED CPS	NEW LABEL
<u>ACTUAL HOURS</u>			
Lost hrs.	2001	20G	HR0FF1
Extra hrs.	2002	20G-1	HR0FF2
	20E1	20H	HR0T1
	20E2	20H-1	HR0T2
Actual hrs.	20A	20I-1	HRACT1
		20I-2	HRACT2

ON LAYOFF

Date to return	-	21	LAYDT
Expectations	-	21A	LAYGM
Availability	22E1	21A-1	LAYAVL
	22E2	21A-2	LAYAVR
Looking	-	21B	LAYLK
Duration-mos/wks	-	21C	LAYDR1, LAYDR2
	22C3	21C-1	LAYDR3
Ft/pt	22D	21D	LAYFT

LOOKING

Looking	22	22	LK
Methods	22A	22A	LKM1
Follow-up Methods	22A_dk	22A-DK	LKDK2
	-	22A_DK1	LKPS1
Reason	22B	22C-1, 22C-2	LKLL1, LKLL2

Duration-mos/wks	-	22E	LKDUR1, LKDUR2
	22C1	22E-1	LKDUR3
Ft/pt	22D	22F	LKFT
Availability	22E1	22B	LKAVL
	22E2	22B-1	LKAVR
Last worked	22F	22D	LKLM
within	-	22D-1	LKDAT
12 months	-		

DISCOURAGED WORKERS (new - all rotations)

Looked-12 mos	-	23B	DMLK
Worked-12 mos	-	23B-1	DMAK
Worked-4 weeks	-	23B-2	DMAK
Look since wked	-	23B-3	DMLKMK
Reason not 1k.	24D	23A	DPRSN
Want job	24C	23	DMMNT
Availability	-	23C	DMAVL
	-	23C-1	DMAVR

ITEM	CPS-1	REVISED CPS	NEW LABEL
------	-------	----------------	--------------

DISCOURAGED WORKERS (old - mis 4/8)

Want Job now	24C	.	.
Reason not tk.	24D	.	.

JOB HISTORY (mis 4/8)

Last worked	24A	24A	JHRK
Reason left	24B	24B	JHRSN
Intentions	24E	24C	JHRANT
Dep. Job. hist.	-	24_DEP	JHDP1

INDUSTRY/OCCUPATION

Lead-in Industry	23A	25	101INT
------------------	-----	----	--------

Occupation	23C	25A-1	101NMP
------------	-----	-------	--------

Class of Wkr	23E	25A-2	101NMG
		25A-3	101NMB
		25B_1	101IND
		25B_2	101MFG
		25C	101OCC
		25D	101DT1, 101DT2
		25-1	101INT
		25-2	101GVT
		25-3	101INC
		25-4	101WP
		25-F	101PR1
		25-G	102INT
		25-H	102GVT
		25-I	102INC
		25-J	102WP
		25DEP-1	100P1
		25DEP-2	100P2
		25DEP_3	100P3

INDUSTRY/OCCUPATION (second job: mis-4/8)

Lead-in Industry	25F	101PR1
------------------	-----	--------

Occupation	25K	102NMP
------------	-----	--------

Class of Worker	25-L	102NMG
	25-H	102NMB
	25-N	102IND
	25-O	102MFG
	25-P	102OCC
	25-Q	102DT1, 102DT2
	25-G	102INT
	25-H	102GVT
	25-I	102INC
	25-J	102WP

ITEM	CPS-1	REVISED CPS	NEW LABEL
------	-------	----------------	--------------

EARNINGS (m/s-4/8)

Lead-in Usual hrs	25A	26	ENNP
-------------------	-----	----	------

Paid - Hour	25B	20E-A	HRUSL1
-------------	-----	-------	--------

Hourly \$	25C	20E-8	HRUSL2
-----------	-----	-------	--------

Hrs at Hrly rate	-	20E-1	HRFTPT
------------------	---	-------	--------

How paid	-	26A	ENRT
----------	---	-----	------

Overtime/tips	-	26B	ENPR
---------------	---	-----	------

\$ paid overtime	-	26C	ENR2
------------------	---	-----	------

Wkly earnings	25D	26A	ENR2
---------------	-----	-----	------

Monthly earnings	-	26B	ENR2
------------------	---	-----	------

Annual earnings	-	26C-1	ENR2
-----------------	---	-------	------

Biweekly earnings	-	26A	ENR2
-------------------	---	-----	------

Hrs/wk at overtime rate	-	26B	ENR2
-------------------------	---	-----	------

Est hrs/wk overtime rate	-	26C-1	ENR2
--------------------------	---	-------	------

Est-hourly	-	26A	ENR2
------------	---	-----	------

Est-OI, tips	-	26B	ENR2
--------------	---	-----	------

Est-weekly	-	26C-1	ENR2
------------	---	-------	------

Est-monthly	-	26A	ENR2
-------------	---	-----	------

Est-annual	-	26B	ENR2
------------	---	-----	------

Est-biweekly	-	26C-1	ENR2
--------------	---	-------	------



ITEM	CPS-1	REVISED CPS	NEW LABEL
NILE/RETIRED			

Last worked	-	27-1	NLFCH
Retired	-	27A	NLFRET
Main status	-	27B	NLFACT

SCHOOL ENROLLMENT

Enrolled	26A1	28A	SCHEMR
Level-school	26A2	28A-1	SCHLVL
Ft/pt	26B	28B	SCHFT

**ATTACHMENT 10B**

**SUPPLEMENT QUESTIONNAIRE**

October 1995 Current Population Survey  
 School Enrollment Supplement - Adult's Items

**SCHOOL** Is ... attending or enrolled in regular school?  
 (Regular school includes elementary school, high school  
 and schooling that leads to a college or professional school degree)  
 <H> Definition of regular school

<1> Yes (Ask PUBLIC)  
 <2> No (Skip to VOCA)

**PUBLIC** Is ... enrolled in public or private school?  
 <1> Public  
 <2> Private

**GRADE** What grade or year is ... attending?

<1-12> Grades 1 through 12 - Elementary  
 through High School  
 (Skip to LASTR)  
 <21> 1st year of college (freshman)  
 <22> 2nd year of college (sophomore)  
 <23> 3rd year of college (junior)  
 <24> 4th year of college (senior)  
 <25> 1st year of graduate school  
 <26> 2nd year or higher of graduate school  
 <30> College, no year reported

(If entry in SCHFT, SKIP TO PETYPE, OTHERWISE, ASK FULL)

<p>FULL</p> <p>Is ... attending college full-time or part-time?</p>	<p>&lt;1&gt; Full-time</p> <p>&lt;2&gt; Part-time</p>	<p>TYPE</p> <p>Is this a 2-year or a 4-year college or university?</p>	<p>&lt;1&gt; 2-year college (community or junior college)</p> <p>&lt;2&gt; 4-year college or university</p>	<p>VOCA</p> <p>(NOT SHOWN ON SCREEN: For persons enrolled in college (PEGRADE = 21-27), include parenthetical phrase.)</p> <p>Excluding (regular college courses and) on-the-job training, is ... taking any business, vocational, technical, secretarial, trade, or correspondence courses?</p>	<p>&lt;1&gt; Yes</p> <p>&lt;2&gt; No</p>	<p>LASTYR</p> <p>Was ... attending or enrolled in a regular school or college in October 1994, that is, October of last year?</p>	<p>&lt;1&gt; Yes (Ask LASTGD)</p> <p>&lt;2&gt; No (Skip to INTERNAL CHECK ITEM A)</p>	<p>LASTGD</p> <p>What grade or year was ... attending last year?</p>	<p>&lt;1-12&gt; Grades 1 through 12 -</p> <p>Elementary through High School</p> <p>&lt;21&gt; 1st year of college (freshman)</p> <p>&lt;22&gt; 2nd year of college (sophomore)</p> <p>&lt;23&gt; 3rd year of college (junior)</p> <p>&lt;24&gt; 4th year of college (senior)</p> <p>&lt;25&gt; 1st year of graduate school</p> <p>&lt;26&gt; 2nd year or higher of graduate school</p> <p>&lt;30&gt; College, no year reported</p>	<p>INTERNAL CHECK ITEM A</p> <p>GRADE = 1-12 (Skip to INTERNAL CHECK ITEM B)</p> <p>All others</p> <p>PEAGE = 15-29</p> <p>College Graduate (PEEDUCA = 41-46) Skip to YRDEG</p> <p>High school Graduate (PEEDUCA = 39-40) Skip to YRDIP</p> <p>Not High school graduate (PEEDUCA &gt;39) Ask YRATT</p> <p>PEAGE = 30+ (Skip to INTERNAL CHECK ITEM D)</p>
---	---	--	---	--	--	---	---	--	--	---

YRATT In what calendar year did ... last attend regular school?

- <1> 1995
  - <2> 1994 or before
  - <3> Never attended
- (In all cases, Skip to GED)

YRDEG In what calendar year did ... receive his/her most recent degree?

- <1> 1995
- <2> 1994 or before

YRDIP In what calendar year did ... complete high school?

- <1> 1995
- <2> 1994 or before

GED Did ... complete high school by means of an equivalency test, such as the GED?

- <1> Yes
- <2> No

**INTERNAL CHECK ITEM B**

PEAGE = 15-24 (Ask S42a)

PEAGE = 25-29 (Skip to INTERNAL CHECK ITEM D)

S42a. Since starting school, has ... ever repeated a grade?

- <1> Yes (Ask S42b)
- <2> No (Skip to S43)

S42b. Which year did ... repeat? Any others? (Fill all that apply)  
<K> Kindergarten  
<1-12> Grades 1 through 12 - Elementary through high school

S43. Does ... speak a language other than English at home?

- <1> Yes
- <2> No - Speaks only English (Skip to Internal Check Item B1)

S44. What is this language?

- <1> Spanish
- <2> Asian (e.g. Chinese, Japanese, Vietnamese)
- <3> Other European (e.g. French, German, Polish)
- <4> Other

S45a. How well does ... speak English?

- <1> Very well
- <2> Well
- <3> Not well
- <4> Not at all

S45b. Has ... ever taken a course to learn how to read or write English as a second language?

- <1> Yes
- <2> No (Skip INTERNAL CHECK ITEM B1)

S45c. Did ... complete this course?

- <1> Yes
- <2> No

**INTERNAL CHECK ITEM B1**

**PESCHOOL = 1 (Enrolled in school, Ask S46a)**  
**PESCHOOL = 2 (Not Enrolled in school, Ask S46b)**

S46a. Does ... have any of the following disabling conditions? (Read and Fill all that apply)

- <1> Blindness
- <2> Other vision impairment
- <3> Deafness
- <4> Other hearing impairment
- <5> Orthopedic impairment
- <6> Serious emotional disturbance
- <7> Speech impairment
- <8> Specific learning disability
- <9> Mental retardation
- <11> Other health impairment or serious illness (lasting 6 months or more)
- <12> None of the above

(If <1-11> filled, ask S47a; if <12> filled, skip to INTERNAL CHECK ITEM D)

S46b. Does ... have any of the following disabling conditions?  
(Read and Fill all that apply)

- <1> Blindness
- <2> Other vision impairment
- <3> Deafness
- <4> Other hearing impairment
- <5> Orthopedic impairment
- <6> Serious emotional disturbance
- <7> Speech impairment
- <8> Specific learning disability
- <9> Mental retardation
- <10> Mental illness
- <11> Other health impairment or serious illness (lasting 6 months or more)
- <12> None of the above

(If <1-11> filled, ask S47a; if <12> filled, skip to INTERNAL CHECK ITEM D)

S47a. (Does this disability/Do these disabilities) adversely affect ...'s ability to learn?

- <1> Yes (Ask S47b)
- <2> No (Ask S47b)

S47b. (Does this disability/Do these disabilities) seriously limit ...'s mobility, communication, self-care, or independence?

- <1> Yes
- <2> No

INTERNAL CHECK ITEM C

- GRADE = 1-12 (Go to S48a)
- GRADE = 13+ (Go to S48b)
- SCHOOL = 2 (Go to S49a)

S48a. (Check: Enrolled below college) Is ... receiving services for his/her disability(ies) from any of the following sources? (Read and Fill all that apply)

- <1> His/her school or school district
- <2> Doctor or clinic
- <3> Some other source
- <4> Not receiving services

(Skip to Internal Check Item D)

S48b. (Check: Enrolled in college) Is ... receiving services for his/her disability(ies) from any of the following sources? (Read and Fill all that apply)

- <1> His/her college or university
- <2> Doctor or clinic
- <3> Some other source
- <4> Not receiving services

(Skip to Internal Check Item D)

S49a. Has ... received any vocational rehabilitation services from any source?

- <1> Yes (Ask S49b)
- <2> No (Skip to Internal Check Item D)

S49b. Has ... received vocational rehabilitation services from any of the following? (Read and fill all that apply)

- <1> Federal, State, or local government agency
- <2> Private agency
- <3> Other

### INTERNAL CHECK ITEM D

Born in U.S. (Skip to S51)  
Foreign born, not enrolled (Ask S50a)  
Foreign born, enrolled (Skip to S50c)

S50a. Has ... attended school in the United States, that is in the 50 States or the District of Columbia?

- <1> Yes
- <2> No (Skip to S51)

S50b. For how many years did ... attend school in the United States (50 States or the District of Columbia)?

\_\_\_\_\_ (Skip to S51)

S50c. For how many years has ... attended school in the United States (50 States or the District of Columbia)?

S51. Who reported for this person?

- <1> Self
- <2> Parent
- <3> Spouse
- <4> Other relative
- <5> Nonrelative

(Go to next person)



INTERNAL CHECK ITEM E

PAGE:

0-2 (Go to next child)  
 3-5 (Ask SCH35)  
 6-14 (Skip to SCH614)

SCH35 Is ... attending or enrolled in nursery school, kindergarten or elementary school?

<1> Yes (Skip to CHPUB)  
 <2> No (Skip to INTERNAL CHECK ITEM F)

SCH614 Is ... attending or enrolled in regular school? (Regular school includes nursery school, kindergarten, elementary school and schooling which leads to a high school diploma or college degree.)

<1> Yes (Ask CHPUB)  
 <2> No (Skip to S56)

CHPUB Is ... enrolled in public or private school?

<1> Public  
 <2> Private

CHGRDE What grade or year is ... attending? (if nursery school or kindergarten, ask if full-day or part-day)

<A> Nursery (pre-school, prekindergarten) full-day  
 <B> Nursery (pre-school, prekindergarten) part-day  
 <C> Kindergarten full-day  
 <E> Kindergarten part-day

<1-8> Grades 1 through 8 - Elementary

<9-12> Grades 9 through 12 - High School

- S56. Was ... attending or enrolled in a regular school in October 1994, that is, October of last year?  
 <1> Yes (Ask S57)  
 <2> No (Skip to S58a)
- S57. What grade was ... attending last year?  
 <A> Nursery school (pre-school, prekindergarten)  
 <B> Kindergarten  
 <1-8> Grades 1 through 8 - Elementary  
 <9-12> Grades 9 through 12 - High school
- S58a. Since starting school, has ... ever repeated a grade?  
 <1> Yes (Ask S58b)  
 <2> No (Skip to Internal Check Item F)
- S58b. Which year did ... repeat? Any others? (Fill all that apply)  
 <K> Kindergarten  
 <1-12> Grades 1 through 12 - Elementary through high school
- INTERNAL CHECK ITEM F**  
 Age 0 to 4 (Skip to S63)  
 Age 5+ (Ask S59)
- S59. Does ... speak a language other than English at home?  
 <1> Yes  
 <2> No - Speaks only English (Skip to S63)
- S60. What is this language?  
 <1> Spanish  
 <2> Asian (e.g. Chinese, Japanese, Vietnamese)  
 <3> Other European (e.g. French, German, Polish)  
 <4> Other

S61. How well does ... speak English?

- <1> Very well
- <2> Well
- <3> Not well
- <4> Not at all

S62. Has ... ever taken a course to learn how to read or write English as a second language?

- <1> Yes
- <2> No

S63. Does ... have any of the following disabling conditions? (Read and Fill all that apply)

- <1> Blindness
- <2> Other vision impairment
- <3> Deafness
- <4> Other hearing impairment
- <5> Orthopedic impairment
- <6> Serious emotional disturbance
- <7> Speech impairment
- <8> Specific learning disability
- <9> Mental retardation
- <11> Other health impairment or serious illness (lasting 6 months or more)
- <12> None of the above

(If <1-11> filled, ask S64; if <12> filled, skip to next child)

S64. (Does this disability/Do these disabilities) adversely affect ...'s ability to learn?

- <1> Yes (Ask S65)
- <2> No (Ask S65)

S65. Is ... receiving services for his/her disability(ies) from any of the following sources? (Read and Fill all that apply)

- <1> His/her school or school district
- <2> Doctor or clinic
- <3> Some other source
- <4> Not receiving services

(Go to next child)

**ATTACHMENT 11**

**INDUSTRY CLASSIFICATIONS**

Industry Classification Codes for Detailed Industry  
(3-digit)

There are 236 categories for the employed, with 1 additional category for the experienced unemployed. These categories are aggregated into 51 detailed groups and 23 major groups (see pages 11-9 through 11-11).  
(Numbers in parentheses are the 1987 SIC code equivalent; see Executive Office of the President, Office of Management and Budget, Standard Industrial Classification Manual, 1987. "P" means part, "n.e.c." means not elsewhere classified.)  
These codes correspond to Items PEIO11CD and PEIO21CD located in the adults record layout. These codes are located in positions 436-438 and 446-448 in all months except March. In March, these codes correspond to Item A-IND, positions 103-105.

**Code Industry**

000-009	not used
010-030	<b>AGRICULTURE</b>
010	Agricultural production, crops (01)
011	Agricultural production, livestock (02)
012	Veterinary services (074)
013-019	not used
020	Landscape and horticultural services (078)
021-029	not used
030	Agricultural services, n.e.c. (071, 072, 075, 076)
031-032	<b>FORESTRY AND FISHERIES</b>
031	Forestry (08)
032	Fishing, hunting, and trapping (09)
033-039	not used
040-050	<b>MINING</b>
040	Metal mining (10)
041	Coal mining (12)
042	Oil and gas extraction (13)
043-049	not used
050	Nonmetallic mining and quarrying, except fuel (14)
051-059	not used
060	<b>CONSTRUCTION (15, 16, 17)</b>
061-099	not used
100-392	<b>MANUFACTURING</b>
100-222	<b>NONDURABLE GOODS</b>
100-122	Food and kindred products
100	Meat products (201)
101	Dairy products (202)
102	Canned, frozen and preserved fruits and vegetables (203)
103-109	not used
110	Grain mill products (204)
111	Bakery products (205)
112	Sugar and confectionery products (206)
113-119	not used
120	Beverage industries (208)
121	Miscellaneous food preparations and kindred products (207, 209)

Code	Industry
122	Not specified food industries
123-129	not used
130	Tobacco manufactures (21)
131	not used
132-150	Textile mill products
132	Knitting mills (225)
133-139	not used
140	Dyeing and finishing textiles, except wool and knit goods (226)
141	Carpets and rugs (227)
142	Yarn, thread, and fabric mills (221-224, 228)
143-149	not used
150	Miscellaneous textile mill products (229)
151-152	Apparel and other finished textile products
151	Apparel and accessories, except knit (231-238)
152	Miscellaneous fabricated textile products (239)
153-159	not used
160-162	Paper and allied products
160	Pulp, paper, and paperboard mills (261-263)
161	Miscellaneous paper and pulp products (267)
162	Paperboard containers and boxes (265)
163-170	not used
171-172	Printing, publishing, and allied industries
171	Newspaper publishing and printing (271)
172	Printing, publishing, and allied industries, except newspapers (272-279)
173-179	not used
180-192	Chemicals and allied products
180	Plastics, synthetics, and resins (282)
181	Drugs (283)
182	Soaps and cosmetics (284)
183-189	not used
190	Paints, varnishes, and related products (285)
191	Agricultural chemicals (287)
192	Industrial and miscellaneous chemicals (281, 286, 289)
193-199	not used
200-201	Petroleum and coal products
200	Petroleum refining (291)
201	Miscellaneous petroleum and coal products (295, 299)
202-209	not used
210-212	Rubber and miscellaneous plastics products
210	Tires and inner tubes (301)
211	Other rubber products, and plastics footwear and belting (302-306)
212	Miscellaneous plastics products (308)
213-219	not used
220-222	Leather and leather products
220	Leather tanning and finishing (311)
221	Footwear, except rubber and plastic (313, 314)
222	Leather products, except footwear (315-317, 319)
223-229	not used
230-392	DURABLE GOODS
230-241	Lumber and wood products, except furniture
230	Logging (241)
231	Sawmills, planing mills, and millwork (242, 243)
232	Wood buildings and mobile homes (245)
233-240	not used
241	Miscellaneous wood products (244, 249)
242	Furniture and fixtures (25)

Code	Industry
243-249	not used
250-262	Stone, clay, glass, and concrete products
250	Glass and glass products (321-323)
251	Cement, concrete, gypsum, and plaster products (324, 327)
252	Structural clay products (325)
253-260	not used
261	Pottery and related products (326)
262	Miscellaneous nonmetallic mineral and stone products (328, 329)
263-269	not used
270-301	Metal industries
270	Blast furnaces, steelworks, rolling and finishing mills (331)
271	Iron and steel foundries (332)
272	Primary aluminum industries (3334, part 334, 3353-3355, 3363, 3365)
273-279	not used
280	Other primary metal industries (3331, 3339, part 334, 3351, 3356, 3357, 3364, 3366, 3369, 339)
281	Cutlery, handtools, and general hardware (342)
282	Fabricated structural metal products (344)
283-289	not used
290	Screw machine products (345)
291	Metal forgings and stampings (346)
292	Ordnance (348)
293-299	not used
300	Miscellaneous fabricated metal products (341, 343, 347, 349)
301	Not specified metal industries
302-309	not used
310-332	Machinery and computing equipment
310	Engines and turbines (351)
311	Farm machinery and equipment (352)
312	Construction and material handling machines (353)
313-319	not used
320	Metalworking machinery (354)
321	Office and accounting machines (3578, 3579)
322	Computers and related equipment (3571-3577)
323-330	not used
331	Machinery, except electrical, n.e.c. (355, 356, 358, 359)
332	Not specified machinery
333-339	not used
340-350	Electrical machinery, equipment, and supplies
340	Household appliances (363)
341	Radio, TV, and communication equipment (365, 366)
342	Electrical machinery, equipment, and supplies, n.e.c. (361, 362, 364, 367, 369)
343-349	not used
350	Not specified electrical machinery, equipment, and supplies
351-370	Transportation equipment
351	Motor vehicles and motor vehicle equipment (371)
352	Aircraft and parts (372)
353-359	not used
360	Ship and boat building and repairing (373)
361	Railroad locomotives and equipment (374)
362	Guided missiles, space vehicles, and parts (376)
363-369	not used
370	Cycles and miscellaneous transportation equipment (375, 379)
371-381	Professional and photographic equipment, and watches
371	Scientific and controlling instruments (381, 382 except 3827)
372	Medical, dental, and optical instruments and supplies (3827, 384, 385)
373-379	not used

<b>Code</b>	<b>Industry</b>
380	Photographic equipment and supplies (386)
381	Watches, clocks, and clockwork operated devices (387)
382-389	not used
390	Toys, amusement, and sporting goods (394)
391	Miscellaneous manufacturing industries (39 except 394)
392	Not specified manufacturing industries
393-399	not used
400-472	<b>TRANSPORTATION, COMMUNICATIONS, AND OTHER PUBLIC UTILITIES</b>
400-432	<b>TRANSPORTATION</b>
400	Railroads (40)
401	Bus service and urban transit (41, except 412)
402	Taxicab service (412)
403-409	not used
410	Trucking service (421, 423)
411	Warehousing and storage (422)
412	U.S. Postal Service (43)
413-419	not used
420	Water transportation (44)
421	Air transportation (45)
422	Pipe lines, except natural gas (46)
423-431	not used
432	Services incidental to transportation (47)
433-439	not used
440-442	<b>COMMUNICATIONS</b>
440	Radio and television broadcasting and cable (483, 484)
441	Telephone communications (481)
442	Telegraph and miscellaneous communications services (482, 489)
443-449	not used
450-472	<b>UTILITIES AND SANITARY SERVICES</b>
450	Electric light and power (491)
451	Gas and steam supply systems (492, 496)
452	Electric and gas, and other combinations (493)
453-469	not used
470	Water supply and irrigation (494, 497)
471	Sanitary services (495)
472	Not specified utilities
473-499	not used
500-571	<b>WHOLESALE TRADE</b>
500-532	Durable Goods
500	Motor vehicles and equipment (501)

Code	Industry
540-571	Nondurable Goods
540	Paper and paper products (511)
541	Drugs, chemicals and allied products (512, 516)
542	Apparel, fabrics, and notions (513)
543-549	not used
550	Groceries and related products (514)
551	Farm-product raw materials (515)
552	Petroleum products (517)
553-559	not used
560	Alcoholic beverages (518)
561	Farm supplies (5191)
562	Miscellaneous wholesale, nondurable goods (5192-5199)
563-570	not used
571	Not specified wholesale trade
572-579	not used
580-691	RETAIL TRADE
580	Lumber and building material retailing (521, 523)
581	Hardware stores (525)
582	Retail nurseries and garden stores (526)
583-589	not used
590	Mobile home dealers (527)
591	Department stores (531)
592	Variety stores (533)
593-599	not used
600	Miscellaneous general merchandise stores (539)
601	Grocery stores (541)
602	Dairy products stores (545)
603-609	not used
610	Retail bakeries (546)
611	Food stores, n.e.c. (542, 543, 544, 549)
612	Motor vehicle dealers (551, 552)
613-619	not used
620	Auto and home supply stores (553)
621	Gasoline service stations (554)
622	Miscellaneous vehicle dealers (555, 556, 557, 559)
623	Apparel and accessory stores, except shoe (56, except 566)
624-629	not used
630	Shoe stores (566)
631	Furniture and home furnishings stores (571)
632	Household appliance stores (572)
633	Radio, TV, and computer stores (5731, 5734)
634-639	not used
640	Music stores (5735, 5736)
641	Eating and drinking places (58)
642	Drug stores (591)
643-649	not used
650	Liquor stores (592)
651	Sporting goods, bicycles, and hobby stores (5941, 5945, 5946)
652	Book and stationery stores (5942, 5943)
653-659	not used
660	Jewelry stores (5944)
661	Gift, novelty, and souvenir shops (5947)
662	Sewing, needlework and piece goods stores (5949)
663	Catalog and mail order houses (5961)
664-669	not used
670	Vending machine operators (5962)



Code	Industry
671	Direct selling establishments (5963)
672	Fuel dealers (598)
673-680	not used
681	Retail florists (5992)
682	Miscellaneous retail stores (593, 5948, 5993-5995, 5999)
683-690	not used
691	Not specified retail trade
692-699	not used
700-712	FINANCE, INSURANCE, AND REAL ESTATE
700	Banking (60 except 603 and 606)
701	Savings institutions, including credit unions (603, 606)
702	Credit agencies, n.e.c. (61)
703-709	not used
710	Security, commodity brokerage, and investment companies (62, 67)
711	Insurance (63, 64)
712	Real estate, including real estate-insurance offices (65)
713-720	not used
721-760	BUSINESS AND REPAIR SERVICES
721	Advertising (731)
722	Services to dwellings and other buildings (734)
723-730	not used
731	Personnel supply services (736)
732	Computer and data processing services (737)
733-739	not used
740	Detective and protective services (7381, 7382)
741	Business services, n.e.c. (732, 733, 735, 7383-7389)
742	Automotive rental and leasing, without drivers (751)
743-749	not used
750	Automotive parking and carwashes (752, 7542)
751	Automotive repair and related services (753, 7549)
752	Electrical repair shops (762, 7694)
753-759	not used
760	Miscellaneous repair services (763, 764, 7692, 7699)
761-791	PERSONAL SERVICES
761	PRIVATE HOUSEHOLDS (88)
762-791	PERSONAL SERVICES, EXCEPT PRIVATE HOUSEHOLD
762	Hotels and motels (701)
763-769	not used
770	Lodging places, except hotels and motels (702, 703, 704)
771	Laundry, cleaning, and garment services (721 except part 7219)
772	Beauty shops (723)
773-779	not used
780	Barber shops (724)
781	Funeral service and crematories (726)
782	Shoe repair shops (725)
783-789	not used
790	Dressmaking shops (part 7219)
791	Miscellaneous personal services (722, 729)
792-799	not used

Code	Industry
800-810	ENTERTAINMENT AND RECREATION SERVICES
800	Theaters and motion pictures (781-783, 792)
801	Video tape rental (784)
802	Bowling centers (793)
803-809	not used
810	Miscellaneous entertainment and recreation services (791, 794, 799)
811	not used
812-893	PROFESSIONAL AND RELATED SERVICES
812-830	MEDICAL SERVICES, EXCEPT HOSPITALS
812	Offices and clinics of physicians (801, 803)
813-819	not used
820	Offices and clinics of dentists (802)
821	Offices and clinics of chiropractors (8041)
822	Offices and clinics of optometrists (8042)
823-829	not used
830	Offices and clinics of health practitioners, n.e.c. (8043, 8049)
831	HOSPITALS (806)
832-840	MEDICAL SERVICES, EXCEPT HOSPITALS (Continued)
832	Nursing and personal care facilities (805)
833-839	not used
840	Health services, n.e.c. (807, 808, 809)
841	OTHER PROFESSIONAL SERVICES (also includes codes 872-893)
841	Legal services (81)
842-860	EDUCATIONAL SERVICES
842	Elementary and secondary schools (821)
843-849	not used
850	Colleges and universities (822)
851	Vocational schools (824)
852	Libraries (823)
853-859	not used
860	Educational services, n.e.c. (829)
861-871	SOCIAL SERVICES
861	Job training and vocational rehabilitation services (833)
862	Child day care services (part 835)
863	Family child care homes (part 835)
864-869	not used
870	Residential care facilities, without nursing (836)
871	Social services, n.e.c. (832, 839)
872-893	OTHER PROFESSIONAL SERVICES (Also includes code 840)
872	Museums, art galleries, and zoos (84)
873	Labor unions (863)
874-879	not used
880	Religious organizations (866)
881	Membership organizations, n.e.c. (861, 862, 864, 865, 869)
882	Engineering, architectural, and surveying services (871)
883-889	not used
890	Accounting, auditing, and bookkeeping services (872)
891	Research, development, and testing services (873)
892	Management and public relations services (874)
893	Miscellaneous professional and related services (899)
894-899	not used

Code	Industry
900-932	PUBLIC ADMINISTRATION
900	Executive and legislative offices (911-913)
901	General government, n.e.c. (919)
902-909	not used
910	Justice, public order, and safety (92)
911-920	not used
921	Public finance, taxation, and monetary policy (93)
922	Administration of human resources programs (94)
923-929	not used
930	Administration of environmental quality and housing programs (95)
931	Administration of economic programs (96)
932	National security and international affairs (97)
933-990	not used
991	Assigned to persons whose labor force status is unemployed and whose last job was Armed Forces

Detailed Industry Recodes  
(01-51)

These codes correspond to Items PRDTIND1 and PRDTIND2 located in positions 472-475 of the adult record layout in all months except March. In March, these codes are located in positions 0157-0158.


Detailed Industry	Recode	Industry Code
Agriculture Service	01	012-030
Other Agriculture	02	010-011
Mining	03	040-050
Construction	04	060
Manufacturing (Durable Goods)	05	230-241
Lumber and wood products, except furniture	06	242
Furniture and fixtures	07	250-262
Stone clay, glass, and concrete product	08	270-280
Primary metals	09	281-300
Fabricated metal	10	301
Not specified metal industries	11	310-332
Machinery, except electrical	12	340-350
Electrical machinery, equipment, and supplies	13	351
Motor vehicles and equipment	14	352
Aircraft and parts	15	360-370
Other transportation equipment	16	371-382
Professional and photographic equipment, and watches	17	390
Toys, amusements, and sporting goods	18	391-392
Manufacturing (Nondurable Goods)	19	100-122
Food and kindred products	20	130
Tobacco manufactures	21	132-150
Textile mill products	22	151-152
Apparel and other finished textile products	23	160-162
Paper and allied products	24	171-172
Printing, publishing and allied industries	25	180-192
Petroleum and coal products	26	200-201
Rubber and miscellaneous plastics products	27	210-212
Leather and leather products	28	220-222
Transportation	29	400-432
Communications	30	440-442
Utilities and Sanitary Services	31	450-472
Wholesale Trade	32	500-571
Retail Trade	33	580-691
Banking and Other Finance	34	700-710
Insurance and Real Estate	35	711-712
Private Household Services	36	761
Business Services	37	721-750

Recode	Industry Code	Detailed Industry
38	751-760	Repair Services
39	762-791	Personal Services, Except Private Household
40	800-810	Entertainment and Recreation Services
41	831	Hospitals
42	812-830	Health Services, Except Hospitals
43	832-840	Educational Services
44	861-871	Social Services
45	841,872-893	Other Professional Services
46	031,032	Forestry and Fisheries
47	910	Justice, Public Order and Safety
48	922	Administration of Human Resource Programs
49	932	National Security and Internal Affairs
50	900,901,921,930,931	Other Public Administration
51	991	Armed Forces last job, currently employed

Major Industry Recodes  
(01-23)

These codes correspond to Items PRMJIND1 and PRMJIND2 located in positions 482-485 of the adults record layout in all months except March. In March, these codes are located in positions 0155-0156.

Major Industry	Recode	Industry Code
Agriculture	01	010-030
Mining	02	040-050
Construction	03	060
Manufacturing (Durable Goods)	04	230-392
Nondurable Goods	05	100-222
Transportation, communications and other public utilities	06	400-432
Transportation and other public utilities	07	440-442
Utilities and sanitary service	08	450-472
Wholesale Trade Wholesale trade	09	500-571
Retail Trade	10	580-691
Finance, insurance, and real estate	11	700-712
Services Private households Miscellaneous services	12	761
Business and Repair Services Personal services, except pri. hlds. Entertainment and recreation services	13 14 15	721-760 762-791 800-810
Professional and related Services Hospitals Medical services, except hospitals Educational services Social services Other professional services	16 17 18 19 20	831 812-830, 832-840 842-860 861-871 841, 872-893
Forestry and fisheries Public administration Armed forces	21 22 23	031-032 900-932 991



ATTACHMENT 12

OCCUPATION CLASSIFICATIONS

Occupational Classification Codes for Detailed Occupational Categories (3-digit)

There are 500 categories for the employed with 1 additional category for the experienced unemployed. These categories are aggregated into 46 detailed groups and 14 major groups (see pages 12-15 through 12-17).

The classification is developed from the 1980 Standard Occupational Classification. "n.e.c." is the

abbreviation for not elsewhere classified.

These codes correspond to items PEIO1OCD and PEIO2OCD located in the adults record layout. These codes are located in positions 439-441 and 449-451 in all months except March. In March, these codes correspond to Item A-OCC, positions 106-108.

Code Occupation

MANAGERIAL AND PROFESSIONAL SPECIALTY OCCUPATIONS

000-037 EXECUTIVE, ADMINISTRATIVE, AND MANAGERIAL OCCUPATIONS

000-003 not used

004 Chief executives and general administrators, public administration (112)

005 Administrators and officials, public administration (132-1139)

006 Administrators, protective services (1131)

007 Financial managers (122)

008 Personnel and labor relations managers (123)

009 Purchasing managers (124)

010-012 not used

013 Managers, marketing, advertising, and public relations (125)

014 Administrators, education and related fields (128)

015 Managers, medicine and health (131)

016 not used

017 Managers, food serving and lodging establishments (1351)

018 Managers, properties and real estate (1353)

019 Funeral directors (part 1359)

020 not used

021 Managers, service organizations, n.e.c. (127, 1352, 1354, part 1359)

022 Managers and administrators, n.e.c. (121, 126, 132-1343, 136-139)

023-037 Management Related Occupations

023 Accountants and auditors (1412)

024 Underwriters (1414)

025 Other financial officers (1415, 1419)

026 Management analysts (142)

027 Personnel, training, and labor relations specialists (143)

028 Purchasing agents and buyers, farm products (1443)

029 Buyers, wholesale and retail trade except farm products (1442)

030-032 not used

033 Purchasing agents and buyers, n.e.c. (1449)

034 Business and promotion agents (145)

035 Construction inspectors (1472)

036 Inspectors and compliance officers, except construction (1473)

037 Management related occupations, n.e.c. (149)

038-042 not used

043-199 PROFESSIONAL SPECIALTY OCCUPATIONS

043-063 Engineers, Architects, and Surveyors



Occupation	Code
Architects (161)	043
Engineers	044-059
Aerospace (1622)	044
Metallurgical and materials (1623)	045
Mining (1624)	046
Petroleum (1625)	047
Chemical (1626)	048
Nuclear (1627)	049
not used	050-052
Civil (1628)	053
Agricultural (1632)	054
Electrical and electronic (1633, 1636)	055
Industrial (1634)	056
Mechanical (1635)	057
Marine and naval architects (1637)	058
Engineers, n.e.c. (1639)	059
not used	060-062
Surveyors and mapping scientists (164)	063
Mathematical and Computer Scientists	064-068
Computer systems analysts and scientists (171)	064
Operations and systems researchers and analysts (172)	065
Actuaries (1732)	066
Statisticians (1733)	067
Mathematical scientists, n.e.c. (1739)	068
Natural Scientists	069-083
Physicists and astronomers (1842, 1843)	069
not used	070-072
Chemists, except biochemists (1845)	073
Atmospheric and space scientists (1846)	074
Geologists and geodesists (1847)	075
Physical scientists, n.e.c. (1849)	076
Agricultural and food scientists (1853)	077
Biological and life scientists (1854)	078
Forestry and conservation scientists (1852)	079
not used	080-082
Medical scientists (1855)	083
Health Diagnosing Occupations	084-089
Physicians (261)	084
Dentists (262)	085
Veterinarians (27)	086
Optometrists (281)	087
Podiatrists (283)	088
Health diagnosing practitioners, n.e.c. (289)	089
not used	090-094
Health Assessment and Treating Occupations	095-106
Registered nurses (29)	095
Pharmacists (301)	096
Dietitians (302)	097
Therapists	098-105
Respiratory therapists (3031)	098
Occupational therapists (3032)	099
not used	100-102
Physical therapists (3033)	103
Speech therapists (3034)	104
Therapists, n.e.c. (3039)	105
Physicians' assistants (304)	106
not used	107-112

Code	Occupation
113-154	Teachers, Postsecondary
113	Earth, environmental, and marine science teachers (2212)
114	Biological science teachers (2213)
115	Chemistry teachers (2214)
116	Physics teachers (2215)
117	Natural science teachers, n.e.c. (2216)
118	Psychology teachers (2217)
119	Economics teachers (2218)
120-122	not used
123	History teachers (2222)
124	Political science teachers (2223)
125	Sociology teachers (2224)
126	Social science teachers, n.e.c. (2225)
127	Engineering teachers (2226)
128	Mathematical science teachers (2227)
129	Computer science teachers (2228)
130-132	not used
133	Medical science teachers (2231)
134	Health specialties teachers (2232)
135	Business, commerce, and marketing teachers (2233)
136	Agriculture and forestry teachers (2234)
137	Art, drama, and music teachers (2235)
138	Physical education teachers (2236)
139	Education teachers (2237)
140-142	not used
143	English teachers (2238)
144	Foreign language teachers (2242)
145	Law teachers (2243)
146	Social work teachers (2244)
147	Theology teachers (2245)
148	Trade and industrial teachers (2246)
149	Home economics teachers (2247)
150-152	not used
153	Teachers, postsecondary, n.e.c. (2249)
154	Postsecondary teachers, subject not specified
155-159	Teachers, Except Postsecondary
155	Teachers, prekindergarten and kindergarten (231)
156	Teachers, elementary school (232)
157	Teachers, secondary school (233)
158	Teachers, special education (235)
159	Teachers, n.e.c. (236, 239)
160-162	not used
163	Counselors, Educational and Vocational (24)
164-165	Librarians, Archivists, and Curators
164	Librarians (251)
165	Archivists and curators (252)
166-173	Social Scientists and Urban Planners
166	Economists (1912)
167	Psychologists (1915)
168	Sociologists (1916)
169	Social scientists, n.e.c. (1913, 1914, 1919)
170-172	not used
173	Urban planners (192)

<b>Code</b>	<b>Occupation</b>
174-177	Social, Recreation, and Religious Workers
174	Social workers (2032)
175	Recreation workers (2033)
176	Clergy (2042)
177	Religious workers, n.e.c. (2049)
178	Lawyers and Judges (211-212)
179-182	not used
183-199	Writers, Artists, Entertainers, and Athletes
183	Authors (321)
184	Technical writers (398)
185	Designers (322)
186	Musicians and composers (323)
187	Actors and directors (324)
188	Painters, sculptors, craft-artists, and artist printmakers (325)
189	Photographers (326)
190-192	not used
193	Dancers (327)
194	Artists, performers, and related workers, n.e.c. (328, 329)
195	Editors and reporters (331)
196	not used
197	Public relations specialists (332)
198	Announcers (333)
199	Athletes (34)
200-202	not used
203-389	<b>TECHNICAL, SALES, AND ADMINISTRATIVE SUPPORT OCCUPATIONS</b>
203-235	<b>TECHNICIANS AND RELATED SUPPORT OCCUPATIONS</b>
203-208	Health Technologists and Technicians
203	Clinical laboratory technologists and technicians (362)
204	Dental hygienists (363)
205	Health record technologists and technicians (364)
206	Radiologic technicians (365)
207	Licensed practical nurses (366)
208	Health technologists and technicians, n.e.c. (369)
209-212	not used
213-235	Technologists and Technicians, Except Health
213-218	Engineering and Related Technologists and Technicians
213	Electrical and electronic technicians (3711)
214	Industrial engineering technicians (3712)
215	Mechanical engineering technicians (3713)
216	Engineering technicians, n.e.c. (3719)
217	Drafting occupations (372)
218	Surveying and mapping technicians (373)
219-222	not used
223-225	Science Technicians
223	Biological technicians (382)
224	Chemical technicians (3831)
225	Science technicians, n.e.c. (3832, 3833, 384, 389)
226-235	Technicians, Except Health, Engineering, and Science
226	Airplane pilots and navigators (825)
227	Air traffic controllers (392)
228	Broadcast equipment operators (393)
229	Computer programmers (3971, 3972)
230-232	not used
233	Tool programmers, numerical control (3974)

<b>Code</b>	<b>Occupation</b>
234	Legal assistants (396)
235	Technicians, n.e.c. (399)
236-242	not used
243-285	<b>SALES OCCUPATIONS</b>
243	Supervisors and Proprietors, Sales Occupations (40)
244-252	not used
253-257	Sales Representatives, Finance and Business Services
253	Insurance sales occupations (4122)
254	Real estate sales occupations (4123)
255	Securities and financial services sales occupations (4124)
256	Advertising and related sales occupations (4153)
257	Sales occupations, other business services (4152)
258-259	Sales Representatives, Commodities, Except Retail
258	Sales engineers (421)
259	Sales representatives, mining, manufacturing, and wholesale (423, 424)
260-262	not used
263-278	Sales Workers, Retail and Personal Services
263	Sales workers, motor vehicles and boats (4342, 4344)
264	Sales workers, apparel (4346)
265	Sales workers, shoes (4351)
266	Sales workers, furniture and home furnishings (4348)
267	Sales workers, radio, TV, hi-fi, and appliances (4343, 4352)
268	Sales workers, hardware and building supplies (4353)
269	Sales workers, parts (4367)
270-273	not used
274	Sales workers, other commodities (4345, 4347, 4354, 4356, 4359, 4362, 4369)
275	Sales counter clerks (4363)
276	Cashiers (4364)
277	Street and door-to-door sales workers (4366)
278	News vendors (4365)
279-282	not used
283-285	Sales Related Occupations
283	Demonstrators, promoters and models, sales (445)
284	Auctioneers (447)
285	Sales support occupations, n.e.c. (444, 446, 449)
286-302	not used
303-389	<b>ADMINISTRATIVE SUPPORT OCCUPATIONS, INCLUDING CLERICAL</b>
303-307	Supervisors, Administrative Support Occupations
303	Supervisors, general office (4511, 4513, 4514, 4516, 4519, 4529)
304	Supervisors, computer equipment operators (4512)
305	Supervisors, financial records processing (4521)
306	Chief communications operators (4523)
307	Supervisors, distribution, scheduling, and adjusting clerks (4522, 4524-4528)
308-309	Computer Equipment Operators
308	Computer operators (4612)
309	Peripheral equipment operators (4613)
310-312	not used
313-315	Secretaries, Stenographers, and Typists
313	Secretaries (4622)
314	Stenographers (4623)
315	Typists (4624)
316-323	Information Clerks
316	Interviewers (4642)
317	Hotel clerks (4643)
318	Transportation ticket and reservation agents (4644)

Code	Occupation
319	Receptionists (4645)
320-322	not used
323	Information clerks, n.e.c. (4649)
324	not used
325-336	Records Processing Occupations, Except Financial
325	Classified-ad clerks (4662)
326	Correspondence clerks (4663)
327	Order clerks (4664)
328	Personnel clerks, except payroll and timekeeping (4692)
329	Library clerks (4694)
330-334	not used
335	File clerks (4696)
336	Records clerks (4699)
337-344	Financial Records Processing Occupations
337	Bookkeepers, accounting, and auditing clerks (4712)
338	Payroll and timekeeping clerks (4713)
339	Billing clerks (4715)
340-342	not used
343	Cost and rate clerks (4716)
344	Billing, posting, and calculating machine operators (4718)
345-347	Duplicating, Mail and Other Office Machine Operators
345	Duplicating machine operators (4722)
346	Mail preparing and paper handling machine operators (4723)
347	Office machine operators, n.e.c. (4729)
348-353	Communications Equipment Operators
348	Telephone operators (4732)
350-352	not used
353	Communications equipment operators; n.e.c. (4733, 4739)
354-357	Mail and Message Distributing Occupations
354	Postal clerks, except mail carriers (4742)
355	Mail carriers, postal service (4743)
356	Mail clerks, except postal service (4744)
357	Messengers (4745)
358	not used
359-374	Material Recording, Scheduling, and Distributing Clerks
359	Dispatchers (4751)
360-362	not used
363	Production coordinators (4752)
364	Traffic, shipping, and receiving clerks (4753)
365	Stock and inventory clerks (4754)
366	Meter readers (4755)
367	not used
368	Weighers, measurers, checkers, and samplers (4756, 4757)
369-372	not used
373	Expeditors (4758)
374	Material recording, scheduling, and distributing clerks, n.e.c. (4759)
375-378	Adjusters and Investigators
375	Insurance adjusters, examiners, and investigators (4782)
376	Investigators and adjusters, except insurance (4783)
377	Eligibility clerks, social welfare (4784)
378	Bill and account collectors (4786)
379-389	Miscellaneous Administrative Support Occupations
379	General office clerks (463)
380-382	not used
383	Bank tellers (4791)
384	Proofreaders (4792)
385	Data-entry keyers (4793)

Code	Occupation
386	Statistical clerks (4794)
387	Teachers' aides (4795)
388	not used
389	Administrative support occupations, n.e.c. (4787, 4799)
390-402	not used
403-469	SERVICE OCCUPATIONS
403-407	PRIVATE HOUSEHOLD OCCUPATIONS
403	Launderers and ironers (503)
404	Cooks, private household (504)
405	Housekeepers and butlers (505)
406	Child care workers, private household (506)
407	Private household cleaners and servants (502, 507, 509)
408-412	not used
413-427	PROTECTIVE SERVICE OCCUPATIONS
413-415	Supervisors, Protective Service Occupations
413	Supervisors, firefighting and fire prevention occupations (5111)
414	Supervisors, police and detectives (5112)
415	Supervisors, guards (5113)
416-417	Firefighting and Fire Prevention Occupations
416	Fire inspection and fire prevention occupations (5122)
417	Firefighting occupations (5123)
418-424	Police and Detectives
418	Police and detectives, public service (5132)
419-422	not used
423	Sheriffs, bailiffs, and other law enforcement officers (5134)
424	Correctional institution officers (5133)
425-432	Guards
425	Crossing guards (5142)
426	Guards and police, except public service (5144)
427	Protective service occupations, n.e.c. (5149)
428-432	not used
433-469	SERVICE OCCUPATIONS, EXCEPT PROTECTIVE AND HOUSEHOLD
433-444	Food Preparation and Service Occupations
433	Supervisors, food preparation and service occupations (5211)
434	Bartenders (5212)
435	Waiters and waitresses (5213)
436	Cooks (5214, 5215)
437	not used
438	Food counter, fountain and related occupations (5216)
439	Kitchen workers, food preparation (5217)
440-442	not used
443	Waiters'/waitresses' assistants (5218)
444	Miscellaneous food preparation occupations (5219)
445-447	Health Service Occupations
445	Dental assistants (5232)
446	Health aides, except nursing (5233)
447	Nursing aides, orderlies, and attendants (5236)
448-455	Cleaning and Building Service Occupations, Except Household
448	Supervisors, cleaning and building service workers (5241)
449	Maids and housemen (5242, 5249)
450-452	not used
453	Janitors and cleaners (5244)
454	Elevator operators (5245)
455	Pest control occupations (5246)

Code	Occupation
456-469	Personal Service Occupations
456	Supervisors, personal service occupations (5251)
457	Barbers (5252)
458	Hairdressers and cosmetologists (5253)
459	Attendants, amusement and recreation facilities (5254)
460	not used
461	Guides (5255)
462	Ushers (5256)
463	Public transportation attendants (5257)
464	Baggage porters and bellhops (5262)
465	Welfare service aides (5263)
466	Family child care providers (part 5264)
467	Early childhood teacher's assistants (part 5264)
468	Child care workers, n.e.c. (part 5264)
469	Personal service occupations, n.e.c. (5258, 5269)
470-472	not used
473-499	FARMING, FORESTRY, AND FISHING OCCUPATIONS
473-476	Farm Operators and Managers
473	Farmers, except horticultural (5512-5514)
474	Horticultural specialty farmers (5515)
475	Managers, farms, except horticultural (5522-5524)
476	Managers, horticultural specialty farms (5525)
477-489	Other Agricultural and Related Occupations
477-484	Farm Occupations, Except Managerial
477	Supervisors, farm workers (5611)
478	not used
479	Farm workers (5612-5617)
480-482	not used
483	Marine life cultivation workers (5618)
484	Nursery workers (5619)
485-489	Related Agricultural Occupations
485	Supervisors, related agricultural occupations (5621)
486	Groundskeepers and gardeners, except farm (5622)
487	Animal caretakers, except farm (5624)
488	Graders and sorters, agricultural products (5625)
489	Inspectors, agricultural products (5627)
490-493	not used
494-496	Forestry and Logging Occupations
494	Supervisors, forestry and logging workers (571)
495	Forestry workers, except logging (572)
496	Timber cutting and logging occupations (573, 579)
497-499	Fishers, Hunters, and Trappers
497	Captains and other officers, fishing vessels (part 8241)
498	Fishers (583)
499	Hunters and trappers (584)
500-502	not used
503-699	PRECISION PRODUCTION, CRAFT, AND REPAIR OCCUPATIONS
503-552	Mechanics and Repairers
503	Supervisors, mechanics and repairers (60)
504	not used
505-549	Mechanics and Repairers, Except Supervisors
505-517	Vehicle and Mobile Equipment Mechanics and Repairers
505	Automobile mechanics (part 6111)
506	Automobile mechanic apprentices (part 6111)
507	Bus, truck, and stationary engine mechanics (6112)

Code	Occupation
508	Aircraft engine mechanics (6113)
509	Small engine repairers (6114)
510-513	not used
514	Automobile body and related repairers (6115)
515	Aircraft mechanics, except engine (6116)
516	Heavy equipment mechanics (6117)
517	Farm equipment mechanics (6118)
518	Industrial machinery repairers (613)
519	Machinery maintenance occupations (614)
520-522	not used
523-533	Electrical and Electronic Equipment Repairers
523	Electronic repairers, communications and industrial equipment (6151, 6153, 6155)
524	not used
525	Data processing equipment repairers (6154)
526	Household appliance and power tool repairers (6156)
527	Telephone line installers and repairers (6157)
528	not used
529	Telephone installers and repairers (6158)
530-532	not used
533	Miscellaneous electrical and electronic equipment repairers (6152, 6159)
534	Heating, air conditioning, and refrigeration mechanics (616)
535-549	Miscellaneous Mechanics and Repairers
535	Camera, watch, and musical instrument repairers (6171, 6172)
536	Locksmiths and safe repairers (6173)
537	not used
538	Office machine repairers (6174)
539	Mechanical controls and valve repairers (6175)
540-542	not used
543	Elevator installers and repairers (6176)
544	Millwrights (6178)
545-546	not used
547	Specified mechanics and repairers, n.e.c. (6177, 6179)
548	not used
549	Not specified mechanics and repairers
550-552	not used
553-599	Construction Trades
553-558	Supervisors, Construction Occupations
553	Supervisors, brickmasons, stonemasons, and tile setters (6312)
554	Supervisors, carpenters and related workers (6313)
555	Supervisors, electricians and power transmission installers (6314)
556	Supervisors, painters, paperhangers, and plasterers (6315)
557	Supervisors, plumbers, pipefitters, and steamfitters (6316)
558	Supervisors, construction, n.e.c. (6311, 6318)
559-562	not used
563-599	Construction Trades, Except Supervisors
563	Brickmasons and stonemasons (part 6412, part 6413)
564	Brickmason and stonemason apprentices (part 6412, part 6413)
565	Tile setters, hard and soft (part 6414, part 6462)
566	Carpet installers (part 6462)
567	Carpenters (part 6422)
568	not used
569	Carpenter apprentices (part 6422)
570-572	not used
573	Drywall installers (6424)
574	not used
575	Electricians (part 6432)
576	Electrician apprentices (part 6432)



Code	Occupation
577	Electrical power installers and repairers (6433)
578	not used
579	Painters, construction and maintenance (6442)
582	not used
583	Paperhangers (6443)
584	Plasterers (6444)
585	Plumbers, pipefitters, and steamfitters (part 645)
586	not used
587	Plumber, pipefitter, and steamfitter apprentices (part 645)
588	Concrete and terrazzo finishers (6463)
589	Glaziers (6464)
590-592	not used
593	Insulation workers (6465)
594	Paving, surfacing, and tamping equipment operators (6466)
595	Roofers (6468)
596	Sheetmetal duct installers (6472)
597	Structural metal workers (6473)
598	Drillers, earth (6474)
599	Construction trades, n.e.c. (6467, 6475, 6476, 6479)
600-612	not used
613-617	Extractive Occupations
613	Supervisors, extractive occupations (632)
614	Drillers, oil well (652)
615	Explosives workers (653)
616	Mining machine operators (654)
617	Mining occupations, n.e.c. (656)
618-627	not used
628-699	Precision Production Occupations
628	Supervisors, production occupations (67, 71)
629-633	not used
634-655	Precision Metal Working Occupations
634	Tool and die makers (part 6811)
635	Tool and die maker apprentices (part 6811)
636	Precision assemblers, metal (6812)
637	Machinists (part 6813)
638	not used
639	Machinist apprentices (part 6813)
640-642	not used
643	Boilermakers (6814)
644	Precision grinders, filers, and tool sharpeners (6816)
645	Patternmakers and model makers, metal (6817)
646	Lay-out workers (6821)
647	Precious stones and metals workers (Jewelers) (6822, 6866)
648	not used
649	Engravers, metal (6823)
650-652	not used
653	Sheet metal workers (part 6824)
654	Sheet metal worker apprentices (part 6824)
655	Miscellaneous precision metal workers (6829)
656-659	Precision Woodworking Occupations
656	Patternmakers and model makers, wood (6831)
657	Cabinet makers and bench carpenters (6832)
658	Furniture and wood finishers (6835)
659	Miscellaneous precision woodworkers (6839)
660-665	not used
666-674	Precision Textile, Apparel, and Furnishings Machine Workers
666	Dressmakers (part 6852, part 7752)

<b>Code</b>	<b>Occupation</b>
667	Tailors (part 6852)
668	Upholsters (6853)
669	Shoe repairers (6854)
670-673	not used
674	Miscellaneous precision apparel and fabric workers (6856, 6859, part 7752)
675-684	Precision Workers, Assorted Materials
675	Hand molders and shapers, except jewelers (6861)
676	Patternmakers, lay-out workers, and cutters (6862)
677	Optical goods workers (6864, part 7477, part 7677)
678	Dental laboratory and medical appliance technicians (6865)
679	Bookbinders (6844)
680-682	not used
683	Electrical and electronic equipment assemblers (6867)
684	Miscellaneous precision workers, n.e.c. (6869)
685	not used
686-688	Precision Food Production Occupations
686	Butchers and meat cutters (6871)
687	Bakers (6872)
688	Food batchmakers (6873, 6879)
689-693	Precision Inspectors, Testers, and Related Workers
689	Inspectors, testers, and graders (6881, 828)
690-692	not used
693	Adjusters and calibrators (6882)
694-699	Plant and System Operators
694	Water and sewage treatment plant operators (691)
695	Power plant operators (part 693)
696	Stationary engineers (part 693, 7668)
697-698	not used
699	Miscellaneous plant and system operators (692, 694, 695, 696)
700-702	not used
703-889	<b>OPERATORS, FABRICATORS, AND LABORERS</b>
703-799	<b>MACHINE OPERATORS, ASSEMBLERS, AND INSPECTORS</b>
703-779	Machine Operators and Tenders, Except Precision
703-715	Metal Working and Plastic Working Machine Operators
703	Lathe and turning machine set-up operators (7312)
704	Lathe and turning machine operators (7512)
705	Milling and planing machine operators (7313, 7513)
706	Punching and stamping press machine operators (7314, 7317, 7514, 7517)
707	Rolling machine operators (7316, 7516)
708	Drilling and boring machine operators (7318, 7518)
709	Grinding, abrading, buffing, and polishing machine operators (7322, 7324, 7522)
710-712	not used
713	Forging machine operators (7319, 7519)
714	Numerical control machine operators (7326)
715	Miscellaneous metal, plastic, stone, and glass working machine operators (7329, 7529)
716	not used
717	Fabricating machine operators, n.e.c. (7339, 7539)
718	not used
719-725	Metal and Plastic Processing Machine Operators
719	Molding and casting machine operators (7315, 7342, 7515, 7542)
720-722	not used
723	Metal plating machine operators (7343, 7543)
724	Heat treating equipment operators (7344, 7544)
725	Miscellaneous metal and plastic processing machine operators (7349, 7549)
726-733	Woodworking Machine Operators
726	Wood lathe, routing, and planing machine operators (7431, 7432, 7631, 7632)

Code	Occupation
727	Sawing machine operators (7433, 7633)
728	Shaping and joining machine operators (7435, 7635)
729	Nailing and tacking machine operators (7636)
730-732	not used
733	Miscellaneous woodworking machine operators (7434, 7439, 7634, 7639)
734-737	Printing Machine Operators
734	Printing press operators (7443, 7643)
735	Photoengravers and lithographers (6842, 7444, 7644)
736	Typesetters and compositors (6841, 7642)
737	Miscellaneous printing machine operators (6849, 7449, 7649)
738-749	Textile, Apparel, and Furnishings Machine Operators
738	Winding and twisting machine operators (7451, 7651)
739	Knitting, looping, taping, and weaving machine operators (7452, 7652)
740-742	not used
743	Textile cutting machine operators (7654)
744	Textile sewing machine operators (7655)
745	Shoe machine operators (7656)
746	not used
747	Pressing machine operators (7657)
748	Laundering and dry cleaning machine operators (6855, 7658)
749	Miscellaneous textile machine operators (7459, 7659)
750-752	not used
753-779	Machine Operators, Assorted Materials
753	Cementing and gluing machine operators (7661)
754	Packaging and filling machine operators (7462, 7662)
755	Extruding and forming machine operators (7463, 7663)
756	Mixing and blending machine operators (7664)
757	Separating, filtering, and clarifying machine operators (7476, 7666, 7676)
758	Compressing and compacting machine operators (7467, 7667)
759	Painting and paint spraying machine operators (7669)
760-762	not used
763	Roasting and baking machine operators, food (7472, 7672)
764	Washing, cleaning, and pickling machine operators (7673)
765	Folding machine operators (7474, 7674)
766	Furnace, kiln, and oven operators, except food (7675)
767	not used
768	Crushing and grinding machine operators (part 7477, part 7677)
769	Slicing and cutting machine operators (7478, 7678)
770-772	not used
773	Motion picture projectionists (part 7479)
774	Photographic process machine operators (6863, 6868, 7671)
775-776	not used
777	Miscellaneous machine operators, n.e.c. (part 7479, 7665, 7679)
778	not used
779	Machine operators, not specified
780-782	not used
783-795	Fabricators, Assemblers, and Hand Working Occupations
783	Welders and cutters (7332, 7532, 7714)
784	Solderers and brazers (7333, 7533, 7717)
785	Assemblers (772, 774)
786	Hand cutting and trimming occupations (7753)
787	Hand molding, casting, and forming occupations (7754, 7755)
788	not used
789	Hand painting, coating, and decorating occupations (7756)
790-792	not used
793	Hand engraving and printing occupations (7757)
794	not used

Code	Occupation
795	Miscellaneous hand working occupations (7758, 7759)
796-799	Production Inspectors, Testers, Samplers, and Weighers
796	Production inspectors, checkers, and examiners (782, 787)
797	Production testers (783)
798	Production samplers and weighers (784)
799	Graders and sorters, except agricultural (785)
800-802	not used
803-859	TRANSPORTATION AND MATERIAL MOVING OCCUPATIONS
803-814	Motor Vehicle Operators
803	Supervisors, motor vehicle operators (8111)
804	Truck drivers (8212-8214)
805	not used
806	Driver-sales workers (8218)
807	not used
808	Bus drivers (8215)
809	Taxicab drivers and chauffeurs (8216)
810-812	not used
813	Parking lot attendants (874)
814	Motor transportation occupations, n.e.c. (8219)
815-822	not used
823-834	Transportation Occupations, Except Motor Vehicles
823-826	Rail Transportation Occupations
823	Railroad conductors and yardmasters (8113)
824	Locomotive operating occupations (8232)
825	Railroad brake, signal, and switch operators (8233)
826	Rail vehicle operators, n.e.c. (8239)
827	not used
828-834	Water Transportation Occupations
828	Ship captains and mates, except fishing boats (part 8241, 8242)
829	Sailors and deckhands (8243)
830-832	not used
833	Marine engineers (8244)
834	Bridge, lock, and lighthouse tenders (8245)
835-842	not used
843-859	Material Moving Equipment Operators
843	Supervisors, material moving equipment operators (812)
844	Operating engineers (8312)
845	Longshore equipment operators (8313)
846-847	not used
848	Hoist and winch operators (8314)
849	Crane and tower operators (8315)
850-852	not used
853	Excavating and loading machine operators (8316)
854	not used
855	Grader, dozer, and scraper operators (8317)
856	Industrial truck and tractor equipment operators (8318)
857-858	not used
859	Miscellaneous material moving equipment operators (8319)
860-863	not used
864-889	HANDLERS, EQUIPMENT CLEANERS, HELPERS, AND LABORERS
864	Supervisors, handlers, equipment cleaners, and laborers, n.e.c. (85)
865	Helpers, mechanics, and repairers (863)
866-868	Helpers, Construction, and Extractive Occupations
866	Helpers, construction trades (8641-8645, 8648)
867	Helpers, surveyor (8646)

<b>Code</b>	<b>Occupation</b>
868	Helpers, extractive occupations (865)
869	Construction laborers (871)
870-873	not used
874	Production helpers (861, 862)
875-883	Freight, Stock, and Material Handlers
875	Garbage collectors (8722)
876	Stevedores (8723)
877	Stock handlers and baggers (8724)
878	Machine feeders and offbearers (8725)
879-882	not used
883	Freight, stock, and material handlers, n.e.c. (8726)
884	not used
885	Garage and service station related occupations (873)
886	not used
887	Vehicle washers and equipment cleaners (875)
888	Hand packers and packagers (8761)
889	Laborers, except construction (8769)
890-904	not used
905	Assigned to persons whose current labor force status is unemployed and whose last job was Armed Forces.

Detailed Occupation Recodes  
(01-46)

These codes correspond to the Items PRDTOCC1 and PRDTOCC2 located in positions 476-479 of the adults record layout in all months **except** March. In **March**, these codes are located in positions 0161-0162.

Detailed Occupation	Recode	Occupation Code
Administrators and Officials, Public Administration	01	004-006
Other Executive, Administrators, and Managers	02	007-022
Management Related Occupations	03	023-037
Engineers	04	044-059
Mathematical and Computer Scientists	05	064-068
Natural Scientists	06	069-083
Health Diagnosing Occupations	07	084-089
Health Assessment and Treating Occupations	08	095-106
Teachers, College and University	09	113-154
Teachers, Except College and University	10	155-159
Lawyers and Judges	11	178-179
Other Professional Specialty Occupations	12	043,063, 163-177, 183-199
Health Technologists and Technicians	13	203-208
Engineering and Science Technicians	14	213-225
Technicians, Except Health Engineering, and Science	15	226-235
Supervisors and Proprietors, Sales Occupations	16	243
Sales Representatives, Finance, and Business Service	17	253-257
Sales Representatives, Commodities, Except Retail	18	258-259
Sales Workers, Retail and Personal Services	19	263-278
Sales Related Occupations	20	283-285
Supervisors - Administrative Support	21	303-307
Computer Equipment Operators	22	308-309
Secretaries, Stenographers, and Typists	23	313-315
Financial Records, Processing Occupations	24	337-344
Mail and Message Distributing	25	354-357
Other Administrative Support Occupations, Including Clerical	26	316-336, 345-353, 359-389
Private Household Service Occupations	27	403-407
Protective Service Occupations	28	413-427
Food Service Occupations	29	433-444
Health Service Occupations	30	445-447
Cleaning and Building Service Occupations	31	448-455
Personal Service Occupations	32	456-469

<b>Detailed Occupation</b>	<b>Recode</b>	<b>Occupation Code</b>
Mechanics and Repairers	33	503-549
Construction Trades	34	553-599
Other Precision Production Occupations	35	613-699
Machine Operators and Tenders, Except Precision	36	703-779
Fabricators, Assemblers, Inspectors, and Samplers	37	783-799
Motor Vehicle Operators	38	803-814
Other Transportation Occupations and Material Moving	39	823-859
Construction Laborer	40	869
Freight, Stock and Material Handlers	41	875-883
Other Handlers, Equipment Cleaners, and Laborers	42	864-868 874, 885-889
Farm Operators and Managers	43	473-476
Farm Workers and Related Occupations	44	477-489
Forestry and Fishing Occupations	45	494-499
Armed Forces last job, currently unemployed	46	905

Major Occupation Group Recodes  
(01-14)

These codes correspond to Items PRMJOC1 and PRMJOC2 located in positions 486-489 of the adults record layout in all months **except** March. In **March**, these codes are located in positions 0159-0160.

Occupation Group	Recode	Occupation Code
Managerial and professional specialty occupations		
Executive, administrative, and managerial occupations	01	004-037
Professional specialty occupations	02	043-199
Technical, sales, and administrative support occupations		
Technicians and related support occupations	03	203-235
Sales occupations	04	243-285
Administrative support occupations, including clerical	05	303-389
Service Occupations		
Private household occupations	06	403-407
Protective service occupations	07	413-427
Service occupations, except protective and household	08	433-469
Precision production, craft, and repair occupations	09	503-699
Operators, fabricators, and laborers		
Machine operators, assemblers, and inspectors	10	703-799
Transportation and material moving equipment occupations	11	803-859
Handlers, equipment cleaners, helpers, and laborers	12	864-889
Farming, forestry, and fishing occupations	13	473-499
Armed Forces last job, currently unemployed	14	905



## ATTACHMENT 13

### Specific Metropolitan Identifiers

The specific metropolitan identifiers on this file are based on the Office of Management and Budget's June 30, 1993 definitions. MSA's and PMSA's can be identified by using the FIPS MSA/PMSA code (List 3). Identification of individual central cities is based on a combination of codes (List 2). Individual central cities are identified by the appropriate central city code and the FIPS MSA/PMSA code. Some examples of the proper coding of specific metropolitan areas are given below:

<u>AREA</u>	<u>INDIVIDUAL CENTRAL CITY CODE (GEINDVCC)</u>	<u>FIPS MSA/PMSA CODE (GEMSA)</u>	<u>FIPS CMSA CODE (GECMSA)</u>
	List 4	List 2 or 3	List 1 or 2
Dallas-Fort Worth, TX CMSA	N/C	1920 and 2800	31
Fort Worth-Arlington, TX PMSA	N/C	2800	N/C
Fort Worth, TX Central City	1	2800	N/C
Phoenix, AZ MSA	N/C	6200	N/C
Mesa, AZ Central City	2	6200	N/C
Burlington, VT MSA	N/C	1305	N/C

N/C = No Code Required

**NOTE:**

Many of the smaller metropolitan areas in sample do not contain central city/balance breakdowns and hence, are coded "not identifiable" in the household metropolitan statistical area residence status code (GEMSAST). It is recommended that this code in conjunction with the modified household metropolitan statistical area residence status code (GEMETSTA) be used for tallying metropolitan residence status for national and other grouped data. The GE in each variable name refers to Household Geographic.

## LIST 1: CMSA CODES (GECMSA)

<u>FIPS CODE</u> <u>(GECMSA)</u>	<u>CMSA TITLE</u>
07	Boston-Worcester-Lawrence, MA-NH-ME-CT
14	Chicago-Gary-Kenosha, IL-IN-WI (Kenosha, WI and Kankakee, IL PMSA's not in sample)
21	Cincinnati-Hamilton, OH-KY-IN
28	Cleveland-Akron, OH
31	Dallas-Fort Worth, TX
34	Denver-Boulder-Greeley, CO
35	Detroit-Ann Arbor-Flint, MI
42	Houston-Galveston-Brazoria, TX
49	Los Angeles-Riverside-Orange County, CA
56	Miami-Fort Lauderdale, FL
63	Milwaukee-Racine, WI
70	New York-Northern New Jersey-Long Island, NY-NJ-CT-PA
77	Philadelphia-Wilmington-Atlantic City, PA-NJ-DE-MD
79	Portland-Salem, OR-WA
82	Sacramento-Yolo, CA
84	San Francisco-Oakland-San Jose, CA (Santa Cruz-Watsonville, CA PMSA not in sample)
91	Seattle-Tacoma-Bremerton, WA (Bremerton, WA PMSA not in sample)
97	Washington-Baltimore, DC-MD-VA-WV

See List 2 or 3 for identification information on all PMSA's in sample.

## LIST 2: PMSA'S WITHIN CMSA'S

FIPS CMSA CODE (GECMSA)	FIPS PMSA CODE (GEMSA)	<u>TITLE</u>
07		Boston-Worcester-Lawrence, MA-NH-ME-CT CMSA
	1120	Boston, MA-NH*
	1200	Brockton, MA
	2600	Fitchburg-Leominster, MA
	4160	Lawrence, MA-NH*
	4560	Lowell, MA-NH*
	4760	Manchester, NH
	5350	Nashua, NH
	5400	New Bedford, MA
	6450	Portsmouth-Rochester, NH-ME (Maine portion not identified)
9240	Worcester, MA-CT (Connecticut portion suppressed)	
14		Chicago-Gary-Kenosha, IL-IN-WI CMSA (The Kankakee, IL and Kenosha, WI PMSA's are not in sample)
	1600	Chicago, IL (DeKalb County not in sample)
	2960	Gary-Hammond, IN
21		Cincinnati-Hamilton, OH-KY-IN CMSA
	1640	Cincinnati, OH-KY-IN (Dearborn County, IN not identified; Ohio County, IN not in sample)
	3200	Hamilton-Middletown, OH
28		Cleveland-Akron, OH CMSA
	0080	Akron, OH
79	1680	Cleveland-Lorain-Elyria, OH
31		Dallas-Fort Worth, TX CMSA
	1920	Dallas, TX
	2800	Fort Worth-Arlington, TX
34		Denver-Boulder-Greeley, CO CMSA
	1125	Boulder-Longmont, CO
	2080	Denver, CO
	3060	Greeley, CO
35		Detroit-Ann Arbor-Flint, MI CMSA
	0440	Ann Arbor, MI
	2160	Detroit, MI
	2640	Flint, MI

<u>FIPS CMSA CODE (GECMSA)</u>	<u>FIPS PMSA CODE (GEMSA)</u>	<u>TITLE</u>
42	1145 2920 3360	Houston-Galveston-Brazoria, TX CMSA Brazoria, TX Galveston-Texas City, TX Houston, TX (Chambers County not in sample)
49	4480 5945 6780 8735	Los Angeles-Riverside-Orange County, CA CMSA Los Angeles-Long Beach, CA Orange County, CA Riverside-San Bernardino, CA Ventura, CA
56	2680 5000	Miami-Fort Lauderdale, FL CMSA Fort Lauderdale, FL Miami, FL
63	5080 6600	Milwaukee-Racine, WI CMSA Milwaukee-Waukesha, WI Racine, WI
70	0875 1160 1930 2281 3640 5015 5190 5380 5480 5600 5640 5660 8040 8480 8880	New York-Northern New Jersey-Long Island, NY-NJ-CT-PA CMSA Bergen-Passaic, NJ Bridgeport, CT Danbury, CT Dutchess County, NY Jersey City, NJ Middlesex-Somerset-Hunterdon, NJ Monmouth-Ocean, NJ Nassau-Suffolk, NY New Haven-Meriden, CT New York, NY (White Plains Central City recoded as balance of PMSA) Newark, NJ Newburgh, NY-PA (Pennsylvania portion not identified) Stamford-Norwalk, CT Trenton, NJ Waterbury, CT
77	0560 6160 8760 9160	Philadelphia-Wilmington-Atlantic City, PA-NJ-DE-MD CMSA Atlantic-Cape May, NJ Philadelphia, PA-NJ Vineland-Millville-Bridgeton, NJ Wilmington-Newark, DE-MD (Maryland portion suppressed)
79	6440 7080	Portland-Salem, OR-WA CMSA Portland-Vancouver, OR-WA Salem, OR

<u>FIPS CMSA CODE (GECMSA)</u>	<u>FIPS PMSA CODE (GEMSA)</u>	<u>TITLE</u>
82	6920 9270	Sacramento-Yolo, CA CMSA Sacramento, CA Yolo, CA
84	5775 7360 7400 7500 8720	San Francisco-Oakland-San Jose, CA CMSA (Santa Cruz-Watsonville, CA PMSA not in sample) Oakland, CA San Francisco, CA San Jose, CA Santa Rosa, CA Vallejo-Fairfield-Napa, CA
91	5910 7600 8200	Seattle-Tacoma-Bremerton, WA CMSA (Bremerton, WA PMSA not in sample) Olympia, WA Seattle-Bellevue-Everett, WA Tacoma, WA
97	0720 3180 8840	Washington-Baltimore, DC-MD-VA-WV CMSA Baltimore, MD Hagerstown, MD Washington, DC-MD-VA-WV (West Virginia portion not identified)

\* The New Hampshire portions of these PMSA's are not individually identified; but, they are collectively identified as being in the Boston CMSA.

### LIST 3: FIPS MSA/PMSA CODES (GEMSA)

<u>FIPS MSA/PMSA CODE GEMSA</u>	<u>MSA/PMSA TITLE</u>
0080	Akron, OH PMSA
0160	Albany-Schenectady-Troy, NY MSA (Schohaire County not in sample)
0200	Albuquerque, NM MSA
0240	Allentown-Bethlehem-Easton, PA MSA
0380	Anchorage, AK MSA
0440	Ann Arbor, MI PMSA
0450	Anniston, AL MSA
0460	Appleton-Oshkosh-Neenah, WI MSA
0480	Asheville, NC MSA (Madison County not in sample)
0520	Atlanta, GA MSA
0560	Atlantic-Cape May, NJ PMSA
0600	Augusta-Aiken, GA-SC MSA
0640	Austin-San Marcos, TX MSA
0680	Bakersfield, CA MSA
0720	Baltimore, MD PMSA
0760	Balton Rouge, LA MSA
0840	Beaumont-Port Arthur, TX MSA
0860	Bellingham, WA MSA
0870	Benton Harbor, MI MSA
0875	Bergen-Passaic, NJ PMSA
0960	Binghamton, NY MSA
1000	Birmingham, AL MSA
1080	Boise City, ID MSA
1120	Boston, MA-NH PMSA (New Hampshire portion not identified)
1125	Boulder-Longmont, CO PMSA
1145	Brazoria, TX PMSA
1160	Bridgeport, CT PMSA
1200	Brockton, MA PMSA
1240	Brownsville-Harlingen-San Benito, TX MSA
1280	Buffalo-Niagara Falls, NY MSA
1305	Burlington, VT MSA
1320	Canton-Massillon, OH MSA
1360	Cedar Rapids, IA MSA
1440	Charleston-North Charleston, SC MSA
1480	Charleston, WV MSA
1520	Charlotte-Gastonia-Rock Hill, NC-SC MSA
1560	Chattanooga, TN-GA MSA
1600	Chicago, IL PMSA (DeKalb County not in sample)
1620	Chico-Paradise, CA MSA
1640	Cincinnati, OH-KY-IN PMSA (Dearborn County, IN not identified; Ohio County, IN not in sample)
1660	Clarksville-Hopkinsville, TN-KY MSA (Kentucky portion not in sample)
1680	Cleveland-Lorain-Elyria, OH PMSA
1720	Colorado Springs, CO MSA
1760	Columbia, SC MSA
1800	Columbus, GA-AL MSA (Alabama portion not in sample)
1840	Columbus, OH MSA

FIPS  
MSA/PMSA  
CODE GEMSA

MSA/PMSA TITLE

1880	Corpus Christi, TX MSA
1920	Dallas, TX PMSA
1930	Danbury, CT PMSA
1960	Davenport-Moline-Rock Island, IA-IL MSA
2000	Dayton-Springfield, OH MSA
2020	Daytona Beach, FL MSA
2030	Decatur, AL MSA
2040	Decatur, IL MSA
2080	Denver, CO PMSA
2120	Des Moines, IA MSA
2160	Detroit, MI PMSA
2190	Dover, DE MSA
2240	Duluth-Superior, MN-WI MSA (Wisconsin portion not identified)
2281	Dutchess County, NY PMSA
2290	Eau Claire, WI MSA
2320	El Paso, TX MSA
2360	Erie, PA MSA
2400	Eugene-Springfield, OR MSA
2440	Evansville-Henderson, IN-KY MSA (Kentucky portion not identified)
2520	Fargo-Moorhead, ND-MN MSA (Minnesota portion not identified)
2560	Fayetteville, NC MSA
2580	Fayetteville-Springdale-Rogers, AR MSA
2600	Fitchburg-Leominster, MA PMSA
2640	Flint, MI PMSA
2650	Florence, AL MSA
2670	Fort Collins-Loveland, CO MSA
2680	Fort Lauderdale, FL PMSA
2700	Fort Myers-Cape Coral, FL MSA
2710	Fort Pierce-Port St. Lucie, FL MSA
2720	Fort Smith, AR-OK MSA (Oklahoma portion not in sample)
2750	Fort Walton Beach, FL MSA
2760	Fort Wayne, IN MSA (Adams, Huntington, and Wells Counties not in sample)
2800	Fort Worth-Arlington, TX PMSA
2840	Fresno, CA MSA
2900	Gainesville, FL MSA
2920	Galveston-Texas City, TX PMSA
2960	Gary, IN PMSA
3000	Grand Rapids-Muskegon-Holland, MI MSA
3060	Greeley, CO PMSA
3080	Green Bay, WI MSA
3120	Greenboro-Winston Salem-High Point, NC MSA
3150	Greenville, NC MSA
3160	Greenville-Spartanburg-Anderson, SC MSA
3180	Hagerstown, MD PMSA
3200	Hamilton-Middletown, OH PMSA
3240	Harrisburg-Lebanon-Carlisle, PA MSA
3280	Hartford, CT MSA
3290	Hickory-Morgantown, NC MSA (Caldwell County not in sample)
3320	Honolulu, HI MSA

FIPS  
MSA/PMSA  
CODE GEMSA

MSA/PMSA TITLE

3350	Houma, LA MSA
3360	Houston, TX PMSA (Chambers County not in sample)
3400	Huntington-Ashland, WV-KY-OH MSA (Kentucky and Ohio portions not identified)
3440	Huntsville, AL MSA (Limestone County not in sample)
3480	Indianapolis, IN MSA (Madison County not in sample)
3520	Jackson, MI MSA
3560	Jackson, MS MSA
3600	Jacksonville, FL MSA
3610	Jamestown, NY MSA
3640	Jersey City, NJ PMSA
3660	Johnson City-Kingsport-Bristol, TN-VA MSA (Virginia portion not identified)
3680	Johnstown, PA MSA
3720	Kalamazoo-Battle Creek, MI MSA (Van Buren County not in sample)
3760	Kansas City, MO-KS MSA
3840	Knoxville, TN MSA
3880	Lafayette, LA MSA (Acadia Parish not in sample)
3960	Lake Charles, LA MSA
3980	Lakeland-Winter Haven, FL MSA
4000	Lancaster, PA MSA
4040	Lansing-East Lansing, MI MSA
4080	Laredo, TX MSA
4100	Las Cruces, NM MSA
4120	Las Vegas, NV-AZ MSA (Nye County, NV and Mohave County, AZ not in sample)
4160	Lawrence, MA-NH PMSA (New Hampshire portion not identified)
4280	Lexington, KY MSA (Madison County not in sample)
4360	Lincoln, NE MSA
4400	Little Rock-North Little Rock, AR MSA
4480	Los Angeles-Long Beach, CA PMSA
4520	Louisville, KY-IN MSA (Scott County, IN not in sample)
4560	Lowell, MA-NH PMSA (New Hampshire portion not identified)
4600	Lubbock, TX MSA
4680	Macon, GA MSA (Twiggs County not in sample)
4720	Madison, WI MSA
4760	Manchester, NH PMSA
4880	McAllen-Edinburg-Mission, TX MSA
4890	Medford-Ashland, OR MSA
4900	Melbourne-Titusville-Palm Bay, FL MSA
4920	Memphis, TN-AR-MS MSA (Arkansas and Mississippi portions not identified)
4940	Merced, CA MSA
5000	Miami, FL PMSA
5015	Middlesex-Somerset-Hunterdon, NJ PMSA
5080	Milwaukee-Waukesha, WI PMSA
5120	Minneapolis-St., Paul, MN-WI MSA (St. Croix County, WI not identified; Pierce County, WI not in sample)
5160	Mobile, AL MSA
5170	Modesto, CA MSA
5190	Monmouth-Ocean, NJ PMSA



FIPS  
MSA/PMSA  
CODE GEMSA

MSA/PMSA TITLE

5200	Monroe, LA MSA
5240	Montgomery, AL MSA
5330	Myrtle Beach, SC MSA
5345	Naples, FL MSA
5350	Nashua, NH PMSA
5360	Nashville, TN MSA
5380	Nassau-Suffolk, NY PMSA
5400	New Bedford, MA PMSA
5480	New Haven-Meriden, CT PMSA
5520	New London-Norwich, CT-RI MSA (Rhode Island portion suppressed)
5560	New Orleans, LA MSA
5600	New York, NY PMSA (White Plains Central City recoded to balance of PMSA)
5640	Newark, NJ PMSA
5660	Newburgh, NY-PA PMSA (Pennsylvania portion not identified)
5720	Norfolk-Virginia Beach-Newport News, VA-NC MSA (Mathews County, VA not in sample; North Carolina portion not identified)
5775	Oakland, CA PMSA
5790	Ocala, FL MSA
5800	Odessa-Midland, TX MSA (Ector County not in sample)
5880	Oklahoma City, OK MSA
5910	Olympia, WA PMSA
5920	Omaha, NE-IA MSA (Iowa portion not identified)
5945	Orange County, CA PMSA
5960	Orlando, FL MSA
6015	Panama City, FL MSA
6080	Pensacola, FL MSA
6120	Peoria-Pekin, IL MSA
6160	Philadelphia, PA-NJ PMSA
6200	Phoenix-Mesa, AZ MSA
6280	Pittsburgh, PA MSA
6400	Portland, ME MSA
6440	Portland-Vancouver, OR-WA PMSA
6450	Portsmouth-Rochester, NH-ME PMSA (Maine portion not identified)
6480	Providence-Fall River-Warwick, RI-MA MSA (Newport County, RI portion suppressed)
6520	Provo-Orem, UT MSA
6560	Pueblo, CO MSA
6580	Punta Gorda, FL MSA
6600	Racine, WI PMSA
6640	Raleigh-Durham-Chapel Hill, NC MSA
6680	Reading, PA MSA
6720	Reno, NV MSA
6760	Richmond-Petersburg, VA MSA
6780	Riverside-San Bernardino, CA PMSA
6800	Roanoke, VA MSA
6840	Rochester, NY MSA
6880	Rockford, IL MSA
6920	Sacramento, CA PMSA
6960	Saginaw-Bay City-Midland, MI MSA

FIPS  
MSA/PMSA  
CODE GEMSA

MSA/PMSA TITLE

7040	St. Louis, MO-IL MSA (Crawford County, MO [part] not in sample)
7080	Salem, OR PMSA
7120	Salinas, CA MSA
7160	Salt Lake City-Ogden, UT MSA
7240	San Antonio, TX MSA
7320	San Diego, CA MSA
7360	San Francisco, CA PMSA
7400	San Jose, CA PMSA
7460	San Luis Obispo-Atascadero-Paso Robles, CA MSA
7480	Santa Barbara-Santa Maria-Lompoc, CA MSA
7490	Santa Fe, NM MSA
7500	Santa Rosa, CA PMSA
7510	Sarasota-Bradenton, FL MSA
7560	Scranton-Wilkes Barre-Hazleton, PA MSA
7600	Seattle-Bellevue-Everett, WA PMSA
7680	Shreveport-Bossier City, LA MSA
7760	Sioux Falls, SD MSA (Central City portion only identified)
7800	South Bend, IN MSA
7840	Spokane, WA MSA
7880	Springfield, IL MSA
7920	Springfield, MO MSA (Webster County not in sample)
8000	Springfield, MA MSA
8040	Stamford-Norwalk, CT PMSA
8120	Stockton-Lodi, CA MSA
8160	Syracuse, NY MSA (Cayuga County not in sample)
8200	Tacoma, WA PMSA
8240	Tallahassee, FL MSA
8280	Tampa-St. Petersburg-Clearwater, FL MSA
8400	Toledo, OH MSA
8440	Topeka, KS MSA (Central City portion only identified)
8480	Trenton, NJ PMSA
8520	Tucson, AZ MSA
8560	Tulsa, OK MSA
8600	Tuscaloosa, AL MSA
8680	Utica-Rome, NY MSA
8720	Vallejo-Fairfield-Napa, CA PMSA
8735	Ventura, CA PMSA
8760	Vineland-Millville-Bridgeton, NJ PMSA
8780	Visalia-Tulare-Porterville, CA MSA
8800	Waco, TX MSA
8840	Washington, DC-MD-VA-WV PMSA (West Virginia portion not identified)
8880	Waterbury, CT PMSA
8920	Waterloo-Cedar Falls, IA MSA
8960	West Palm Beach-Boca Raton, FL MSA
9000	Wheeling, WV-OH MSA (Ohio portion not identified)
9040	Wichita, KS MSA
9160	Wilmington-Newark, DE-MD PMSA (Maryland portion suppressed)
9200	Wilmington, NC MSA (Brunswick County not in sample)
9240	Worcester, MA-CT PMSA (Connecticut portion suppressed)

FIPS  
MSA/PMSA  
CODE GEMSA

MSA/PMSA TITLE

9270	Yolo, CA PMSA
9280	York, PA MSA
9320	Youngstown-Warren, OH MSA
9340	Yuba City, CA MSA
9360	Yuma, AZ MSA

**LIST 4: CENTRAL CITY CODES (GEINDVCC)**

<u>GEMSA</u>		<u>GEINDVCC</u>
0160	Albany-Schenectady-Troy, NY MSA	
	Albany	1
	Others	0
1120	Boston, MA-NH PMSA	
	Boston	1
	Others	0
1520	Charlotte-Gastonia-Rock Hill, NC-SC MSA	
	Charlotte	1
	Others	0
1600	Chicago, IL PMSA	
	Chicago	1
	Others	0
1680	Cleveland-Lorain-Elyria, OH PMSA	
	Cleveland	1
	Others	0
1920	Dallas, TX PMSA	
	Dallas	1
	Others	0
2000	Dayton-Springfield, OH MSA	
	Dayton	1
	Others	0
2160	Detroit, MI PMSA	
	Detroit	1
	Others	0
2800	Fort Worth-Arlington, TX PMSA	
	Fort Worth	1
	Arlington	2
3120	Greensboro-Winston-Salem-High Point, NC MSA	
	Greensboro	1
	Winston-Salem	2
	Others	0
4400	Little Rock-North Little Rock, AR MSA	
	Little Rock	1
	Others	0

<u>GEMSA</u>		<u>GEINDVCC</u>
4480	Los Angeles-Long Beach, CA PMSA	
	Los Angeles	1
	Long Beach	2
	Others	0
5120	Minneapolis-St. Paul, MN MSA	
	Minneapolis	1
	St. Paul	2
5720	Norfolk-Virginia Beach-Newport News, VA-NC MSA	
	Norfolk	1
	Virginia Beach	2
	Newport News	3
	Hampton	4
	Others	0
5775	Oakland, CA PMSA	
	Oakland	1
	Others	0
5880	Oklahoma City, OK MSA	
	Oklahoma City	1
	Others	0
5945	Orange County, CA PMSA	
	Santa Ana	1
	Anaheim	2
	Irvine	3
6200	Phoenix-Mesa, AZ MSA	
	Phoenix	1
	Mesa	2
	Tempe	3
	Scottsdale	4
6480	Providence-Fall River-Warwick, RI-MA MSA	
	Providence	1
	Others	0

<u>GEMSA</u>		<u>GEINDVCC</u>
6640	Raleigh-Durham-Chapel Hill, NC MSA Raleigh Others	1 0
6780	Riverside-San Bernardino, CA PMSA Riverside San Bernardino Others	1 2 0
7320	San Diego, CA MSA San Diego Others	1 0
7400	San Jose, CA PMSA San Jose Sunnyvale Others	1 2 0
7600	Seattle-Bellevue-Everett, WA PMSA Seattle Others	1 0
8000	Springfield, MA MSA Springfield Others	1 0
8280	Tampa-St. Petersburg-Clearwater, FL MSA Tampa Others	1 0
8720	Vallejo-Fairfield-Napa, CA PMSA Vallejo Others	1 0

**LIST 5: COUNTY CODE LIST (GECO)**

**FIPS  
COUNTY  
CODE**

**ALABAMA**

015	CALHOUN
073	JEFFERSON
089	MADISON
125	TUSCALOOSA

**ALASKA**

020	ANCHORAGE
-----	-----------

**ARIZONA**

013	MARICOPA
019	PIMA
021	PINAL
025	YAVAPAI
027	YUMA

**CALIFORNIA**

001	ALAMEDA
007	BUTTE
013	CONTRA COSTA
017	EL DORADO
029	KERN
037	LOS ANGELES
041	MARIN
047	MERCED
053	MONTERAY
059	ORANGE
061	PLACER
067	SACRAMENTO
073	SAN DIEGO
075	SAN FRANCISCO
077	SAN JOAQUIN
079	SAN LUIS OBISPO
081	SAN MATEO
083	SANTA BARBARA
085	SANTA CLARA
097	SONOMA
099	STANISLAUS
107	TULARE

**FIPS  
COUNTY  
CODE**

111 VENTURA  
113 YOLO

**COLORADO**

005 ARAPAHOE  
013 BOULDER  
031 DENVER  
041 EL PASO  
059 JEFFERSON  
069 LARIMER  
101 PUEBLO  
123 WELD

**DELAWARE**

001 KENT  
003 NEW CASTLE  
005 SUSSEX

**DISTRICT OF COLUMBIA**

001 DISTRICT OF COLUMBIA

**FLORIDA**

001 ALACHUA  
005 BAY  
009 BREVARD  
011 BROWARD  
015 CHARLOTTE  
019 CLAY  
021 COLLIER  
025 DADE  
053 HERNANDO  
057 HILLSBOROUGH  
069 LAKE  
071 LEE  
081 MANATEE  
083 MARION  
091 OKALOOSA  
095 ORANGE  
097 OSCEOLA  
099 PALM BEACH  
101 PASCO



FIPS  
COUNTY  
CODE

103	PINELLAS
105	POLK
115	SARASOTA
117	SEMINOLE

**GEORGIA**

063	CLAYTON
067	COBB
089	DEKALB
121	FULTON
135	GWINNETT

**HAWAII**

003	HONOLULU
-----	----------

**ILLINOIS**

099	LASALLE
115	MACON

**INDIANA**

057	HAMILTON
089	LAKE
091	LAPORTE
127	PORTER
141	ST. JOSEPH

**IOWA**

013	BLACK HAWK
113	LINN
163	SCOTT

**KANSAS**

177	SHAWNEE
-----	---------

FIPS  
COUNTY  
CODE

**KENTUCKY**

117 KENTON

**LOUISIANA**

019 CALCASIEU  
033 EAST BATON ROUGE  
051 JEFFERSON  
073 OUACHITA

**MAINE**

011 KENNEBEC

**MARYLAND**

005 BALTIMORE  
013 CARROLL  
021 FREDERICK  
025 HARFORD  
027 HOWARD  
031 MONTGOMERY  
033 PRINCE GEORGE'S  
043 WASHINGTON

**MICHIGAN**

021 BERRIEN  
049 GENESEE  
075 JACKSON  
099 MACOMB  
115 MONROE  
161 WASHTENAW

**MINNESOTA**

003 ANOKA  
037 DAKOTA  
053 HENNEPIN  
123 RAMSEY  
137 ST. LOUIS  
163 WASHINGTON

FIPS  
COUNTY  
CODE

**MISSOURI**

003 CLAY  
037 JACKSON  
099 JEFFERSON  
189 ST. LOUIS

**NEBRASKA**

109 LANCASTER

**NEVADA**

003 CLARK  
031 WASHOE

**NEW JERSEY**

003 BERGEN  
005 BURLINGTON  
007 CAMDEN  
011 CUMBERLAND  
013 ESSEX  
017 HUDSON  
019 HUNTERDON  
021 MERCER  
023 MIDDLESEX  
025 MONMOUTH  
027 MORRIS  
029 OCEAN  
031 PASSAIC  
035 SOMERSET  
039 UNION

**NEW MEXICO**

013 DONA ANA

**NEW YORK**

005 BRONX  
013 CHAUTAUQUA  
027 DUTCHESS  
047 KINGS  
055 MONROE

FIPS  
COUNTY  
CODE

059	NASSAU
061	NEW YORK
071	ORANGE
075	OSWEGO
081	QUEENS
085	RICHMOND
089	ST. LAWRENCE
103	SUFFOLK
111	ULSTER
119	WESTCHESTER

**NORTH CAROLINA**

051	CUMBERLAND
067	FORSYTHE
119	MECKLENBURG
129	NEW HANOVER
147	PITT
155	ROBESON
183	WAKE

**NORTH DAKOTA**

017	CASS
-----	------

**OHIO**

025	CLERMONT
029	COLUMBIANA
035	CUYAHOGA
061	HAMILTON
085	LAKE
093	LORAIN
103	MEDINA

**OKLAHOMA**

143	TULSA
-----	-------

**OREGON**

029	JACKSON
039	LANE

**FIPS  
COUNTY  
CODE**

**PENNSYLVANIA**

003	ALLEGHENY
007	BEAVER
011	BERKS
017	BUCKS
019	BUTLER
029	CHESTER
045	DELAWARE
049	ERIE
051	FAYETTE
071	LANCASTER
091	MONTGOMERY
101	PHILADELPHIA
125	WASHINGTON
129	WESTMORELAND
133	YORK

**SOUTH CAROLINA**

051	HORRY
063	LEXINGTON
079	RICHLAND
091	YORK

**SOUTH DAKOTA**

099	MINNEHAHA
-----	-----------

**TENNESSEE**

125	MONTGOMERY
-----	------------

**TEXAS**

039	BRAZORIA
061	CAMERON
141	EL PASO
157	FORT BEND
167	GALVESTON
215	HIDALGO
303	LUBBOCK
329	MIDLAND
439	TARRANT
479	WEBB

**FIPS  
COUNTY  
CODE**

**UTAH**

049 UTAH

**VIRGINIA**

041 CHESTERFIELD  
059 FAIRFAX  
087 HENRICO  
153 PRINCE WILLIAM  
510 ALEXANDRIA CITY  
650 HAMPTON CITY  
700 NEWPORT NEWS CITY  
710 NORFOLK CITY  
810 VIRGINIA BEACH CITY

**WASHINGTON**

011 CLARK  
053 PIERCE  
063 SPOKANE  
067 THURSTON  
073 WHATCOM

**WISCONSIN**

009 BROWN  
025 DANE  
101 RACINE

## ATTACHMENT 14

### Topcoding of Usual Hourly Earnings

This variable will be topcoded based on an individual's usual hours worked variable, if the individual's edited usual weekly earnings variable is \$999. The topcode is computed such that the product of usual hours times usual hourly earnings does not exceed an annualized wage of \$100,000 (\$1,923.07 per week). Below is a list of the appropriate topcodes.

Hours	Topcode	Hours	Topcode	Hours	Topcode
1	None	34	\$56.56	67	\$28.70
2	None	35	\$54.94	68	\$28.28
3	None	36	\$53.41	69	\$27.87
4	None	37	\$51.97	70	\$27.47
5	None	38	\$50.60	71	\$27.08
6	None	39	\$49.30	72	\$26.70
7	None	40	\$48.07	73	\$26.34
8	None	41	\$46.90	74	\$25.98
9	None	42	\$45.78	75	\$25.64
10	None	43	\$44.72	76	\$25.30
11	None	44	\$43.70	77	\$24.97
12	None	45	\$42.73	78	\$24.65
13	None	46	\$41.80	79	\$24.34
14	None	47	\$40.91	80	\$24.03
15	None	48	\$40.06	81	\$23.74
16	None	49	\$39.24	82	\$23.45
17	None	50	\$38.46	83	\$23.16
18	None	51	\$37.70	84	\$22.89
19	None	52	\$36.98	85	\$22.62
20	\$96.15	53	\$36.28	86	\$22.36
21	\$91.57	54	\$35.61	87	\$22.10
22	\$87.41	55	\$34.96	88	\$21.85
23	\$83.61	56	\$34.34	89	\$21.60
24	\$80.12	57	\$33.73	90	\$21.36
25	\$76.92	58	\$33.15	91	\$21.13
26	\$73.96	59	\$32.59	92	\$20.90
27	\$71.22	60	\$32.05	93	\$20.67
28	\$68.68	61	\$31.52	94	\$20.45
29	\$66.31	62	\$31.01	95	\$20.24
30	\$64.10	63	\$30.52	96	\$20.03
31	\$62.03	64	\$30.04	97	\$19.82
32	\$60.09	65	\$29.58	98	\$19.62
33	\$58.27	66	\$29.13	99	\$19.42

## ATTACHMENT 15

### TALLIES OF UNWEIGHTED COUNTS

October 1995 School Enrollment Supplement Adult - Tallies

NOTE: Screen adult items using PRPERTYP = 2 to match the universes for the items listed.

Item	Value	TALLIES
PESCHOOL	Is ... attending or enrolled in regular school?	
	-1 = Not in universe	44,525
	1 = Yes	13,374
	2 = No	90,493
PEPUBLIC	Is ... enrolled in public or private school?	
	-1 = Not in universe	135,018
	1 = Public	11,155
	2 = Private	2,219
PEFULL	Is ... attending college full-time or part-time?	
	-1 = Not in universe	141,274
	1 = Full-time	4,605
	2 = Part-time	2,513
PETYPE	Is this a 2-year or a 4-year college or university?	
	-1 = Not in universe	141,274
	1 = 2-year college	1,849
	2 = 4-year college or university	5,269
PELASTYR	Was ... attending or enrolled in a regular school or college in October 1993, that is, October of last year?	
	-1 = Not in universe	44,525
	1 = Yes	14,842
	2 = No	89,025
PEYRATT	In what calendar year did ... last attend regular school?	
	-1 = Not in universe	145,646
	1 = 1994	210
	2 = 1993 or before	2,451
	3 = Never attended	85



Item	Value	TALLIES
PES42A	Since starting school has ... ever repeated a grade?	
	-9 = N/A	1058
	-3 = Refusal	69
	-2 = Don't Know	273
	-1 = Not in universe	131,352
	1 = Yes	2,079
	2 = No	13,561
PES43	Does ... speak a language other than English at home?	
	-9 = N/A	1062
	-3 = Refused	49
	-2 = Don't Know	41
	-1 = Not in universe	131,352
	1 = Yes	2,469
	2 = No	13,419
PES45B	Has... ever taken a course to learn how to read or write English as a second language?	
	VALID ENTRIES:	
	-3 = Refusal	3
	-2 = Don't know	45
	-1 = Not in universe	145,923
	1 = Yes	665
	2 = No	1,756

## October 1995 School Enrollment Supplement Child - Tallies

NOTE: Screen childrens items using PRPERTYP = 1 to match the universes for the items listed.

Item	Value	TALLIES
PESCH35	Is ... attending or enrolled in nursery school, kindergarten or elementary school?	
	-1 = Not in universe	142,048
	1 = Yes	4,076
	2 = No	2,268
PESCH614	Is ... attending or enrolled in regular school?	
	-1 = Not in universe	129,918
	1 = Yes	18,251
	2 = No	223
PECHPUB	Is ... enrolled in public or private school?	
	-1 = Not in universe	126,065
	1 = Public	18,860
	2 = Private	3,467
PES58A	Since starting school, has ... ever repeated a grade?	
	-9 = N/A	5,604
	-3 = Refusal	95
	-2 = Don't know	64
	-1 = Not in universe	123,574
	1 = Yes	1,420
	2 = No	17,635
PES60	What is this language?	
	-9 = N/A	1,192
	-3 = Refusal	0
	-2 = Don't know	1
	-1 = Not in universe	144,748
	1 = Spanish	1,658
	2 = Asian (e.g. Chinese, Japanese, Vietnamese)	301
	3 = Other European (e.g. French, German, Polish)	195
	4 = Other	297

Item	Value	TALLIES
PES63A	Does ... have any of the following disabling conditions? (Read and Fill all that apply)	
	-9 = N/A	0
	-3 = Refusal	108
	-2 = Don't know	58
	-1 = Not in universe	124,981
	1 = Blindness	23
	2 = Other vision impairment	366
	3 = Deafness	23
	4 = Other hearing impairment	95
	5 = Orthopedic impairment	80
	6 = Serious emotional disturbance	97
	7 = Speech impairment	311
	8 = Specific learning disability	546
	9 = Mental retardation	32
	11 = Other health impairment or serious illness (lasting 6 months or more)	360
	12 = None of the above	21,312
PES65A	Is ... receiving services for his/her disability(ies) from any of the following sources? (Read and Fill all that apply)	
	-9 = N/A	0
	-3 = Refusal	1
	-2 = Don't know	4
	-1 = Not in universe	146,475
	1 = His/her school or school district	908
	2 = Doctor or clinic	487
	3 = Some other source	55
	4 = Not receiving services	462

## ATTACHMENT 16

### COUNTRIES AND AREAS OF THE WORLD

#### Current Population Survey

##### List A -- Alphabetical List of Countries and Areas of the World

If the specific country reported was not on the interviewer's list, or if the respondent did not know the specific country, the following codes for broad areas of the world were available for coding:

Code	Name
148	Europe
245	Asia
252	Middle East
304	North America
318	Central America
353	Caribbean
389	South America
468	North Africa
462	Other Africa
527	Pacific Islands
555	Elsewhere (includes country not known)

The countries (or areas) shown below were coded separately, if reported.

Code	Name	Code	Name
200	Afghanistan	213	Iraq
60	American Samoa	119	Ireland/Eire
375	Argentina	214	Israel
185	Armenia	120	Italy
501	Australia	343	Jamaica
102	Austria	215	Japan
130	Azores	216	Jordan
333	Bahamas	427	Kenya
202	Bangladesh	217	Korea/South Korea
334	Barbados	221	Laos
103	Belgium	183	Latvia
310	Belize	222	Lebanon
300	Bermuda	184	Lithuania
376	Bolivia	224	Malaysia
377	Brazil	315	Mexico
205	Burma	436	Morocco
206	Cambodia	126	Netherlands
301	Canada	514	New Zealand
378	Chile	316	Nicaragua
207	China	440	Nigeria
379	Colombia	142	Northern Ireland
311	Costa Rica	127	Norway
337	Cuba	229	Pakistan
155	Czech Republic	253	Palestine
105	Czechoslovakia	317	Panama
106	Denmark	385	Peru

Code	Name	Code	Name
339	Dominican Republic	231	Philippines
338	Dominica	128	Poland
380	Ecuador	129	Portugal
415	Egypt	72	Puerto Rico
312	El Salvador	132	Romania
139	England	192	Russia
417	Ethiopia	233	Saudi Arabia
507	Fiji	140	Scotland
108	Finland	234	Singapore
109	France	156	Slovakia/Slovak Republic
110	Germany	449	South Africa
421	Ghana	134	Spain
138	Great Britain	136	Sweden
116	Greece	137	Switzerland
340	Grenada	237	Syria
66	Guam	238	Taiwan
313	Guatemala	239	Thailand
383	Guyana	351	Trinidad & Tobago
342	Haiti	240	Turkey
126	Holland	57	United States
314	Honduras	78	U.S. Virgin Islands
209	Hong Kong	180	USSR
117	Hungary	195	Ukraine
210	India	387	Uruguay
211	Indonesia	388	Venezuela
212	Iran	242	Vietnam
		147	Yugoslavia

List B. Numeric List of Countries and Areas of the World

The following list of countries/areas is in numeric order by code.

Code	Name	Code	Name
57	United States	231	Philippines
60	American Samoa	233	Saudi Arabia
66	Guam	234	Singapore
72	Puerto Rico	237	Syria
78	U.S. Virgin Islands	238	Taiwan
102	Austria	239	Thailand
103	Belgium	240	Turkey
105	Czechoslovakia	242	Vietnam
106	Denmark	245	Asia
108	Finland	252	Middle East
109	France	253	Palestine
110	Germany	300	Bermuda
116	Greece	301	Canada
117	Hungary	304	North America
119	Ireland/Eire	310	Belize
120	Italy	311	Costa Rica
126	Holland	312	El Salvador
126	Netherlands	313	Guatemala
127	Norway	314	Honduras
128	Poland	315	Mexico
129	Portugal	316	Nicaragua
130	Azores	317	Panama
132	Romania	318	Central America
134	Spain	333	Bahamas
136	Sweden	334	Barbados
137	Switzerland	337	Cuba
138	Great Britain	338	Dominica
139	England	339	Dominican Republic
140	Scotland	340	Grenada
142	Northern Ireland	342	Haiti
147	Yugoslavia	343	Jamaica
148	Europe	351	Trinidad & Tobago
155	Czech Republic	353	Caribbean
156	Slovakia/Slovak Republic	375	Argentina
180	USSR	376	Bolivia
183	Latvia	377	Brazil
184	Lithuania	378	Chile
185	Armenia	379	Colombia
192	Russia	380	Ecuador
195	Ukraine	383	Guyana
200	Afghanistan	385	Peru
202	Bangladesh	387	Uruguay
205	Burma	388	Venezuela
206	Cambodia	389	South America
207	China	415	Egypt
209	Hong Kong	417	Ethiopia
210	India	421	Ghana
211	Indonesia	427	Kenya
212	Iran	436	Morocco
213	Iraq	440	Nigeria
214	Israel	449	South Africa
215	Japan	462	Other Africa

<b>Code</b>	<b>Name</b>	<b>Code</b>	<b>Name</b>
216	Jordan	468	North Africa
217	Korea/South Korea	501	Australia
221	Laos	507	Fiji
222	Lebanon	514	New Zealand
224	Malaysia	527	Pacific Islands
229	Pakistan	555	Elsewhere

**ATTACHMENT 17**  
**ALLOCATION FLAGS**

Current Population Survey

For every edited item, there is a corresponding allocation flag with the prefix "PX". The last six characters of the names are the same. For example, PXMLR is the allocation flag for PEMLR. All allocation flags have the following list of possible values.

00	VALUE - NO CHANGE
01	BLANK - NO CHANGE
02	DON'T KNOW - NO CHANGE
03	REFUSED - NO CHANGE
10	VALUE TO VALUE
11	BLANK TO VALUE
12	DON'T KNOW TO VALUE
13	REFUSED TO VALUE
20	VALUE TO LONGITUDINAL VALUE
21	BLANK TO LONGITUDINAL VALUE
22	DON'T KNOW TO LONGITUDINAL VALUE
23	REFUSED TO LONGITUDINAL VALUE
30	VALUE TO ALLOCATED VALUE LONG.
31	BLANK TO ALLOCATED VALUE LONG.
32	DON'T KNOW TO ALLOCATED VALUE LONG.
33	REFUSED TO ALLOCATED VALUE LONG.
40	VALUE TO ALLOCATED VALUE
41	BLANK TO ALLOCATED VALUE
42	DON'T KNOW TO ALLOCATED VALUE
43	REFUSED TO ALLOCATED VALUE
50	VALUE TO BLANK
52	DON'T KNOW TO BLANK
53	REFUSED TO BLANK



## ATTACHMENT 18

### SOURCE AND ACCURACY STATEMENT OF THE CPS OCTOBER 1995 SCHOOL ENROLLMENT

#### SOURCE OF DATA

The data in this microdata file come from the October 1995 Current Population Survey (CPS). The Bureau of the Census conducts the survey every month, although this file has only October data. The October survey uses two sets of questions, the basic CPS and the supplement..

**Basic CPS.** The basic CPS collects primarily labor force data about the civilian noninstitutional population. Interviewers ask questions concerning labor force participation about each member 15 years old and over in every sample household.

**Sample design.** The present CPS sample was selected from the 1990 Decennial Census files with coverage in all 50 states and the District of Columbia. The sample is continually updated to account for new residential construction. The United States was divided into 2,007 geographic areas. In most states, a geographic area consisted of a county or several contiguous counties. In some areas of New England and Hawaii, minor civil divisions are used instead of counties. A total of 754 geographic areas were selected for sample. About 50,000 occupied households are eligible for interview every month. Interviewers are unable to obtain interviews at about 3,200 of these units. This occurs when the occupants are not found at home after repeated calls or are unavailable for some other reason.

Since the introduction of the CPS, the Bureau of the Census has redesigned the CPS sample several times. These redesigns have improved the quality and accuracy of the data and have satisfied changing data needs. The most recent changes were completely implemented in July 1995.

**October Supplement.** In addition to the basic CPS questions, interviewers asked supplementary questions in October about school enrollment for all household members 3 years old and over.

**Estimation procedure.** This survey's estimation procedure adjusts weighted sample results to agree with independent estimates of the civilian noninstitutional population of the United States by age, sex, race, Hispanic/non-Hispanic origin, and state of residence. The adjusted estimate is called the post-stratification ratio estimate. The independent estimates are calculated based on information from four primary sources:

- The 1990 Decennial Census of Population and Housing.
- An adjustment for undercoverage in the 1990 census.
- Statistics on births, deaths, immigration, and emigration.
- Statistics on the size of the Armed Forces.

The independent population estimates include some, but not all, undocumented immigrants.

## ACCURACY OF THE ESTIMATES

Since the CPS estimates come from a sample, they may differ from figures from a complete census using the same questionnaires, instructions, and enumerators. A sample survey estimate has two possible types of errors: sampling and nonsampling. The accuracy of an estimate depends on both types of errors, but the full extent of the nonsampling error is unknown. Consequently, one should be particularly careful when interpreting results based on a relatively small number of cases or on small differences between estimates. The standard errors for CPS estimates primarily indicate the magnitude of sampling error. They also partially measure the effect of some nonsampling errors in responses and enumeration, but do not measure systematic biases in the data. (Bias is the average over all possible samples of the differences between the sample estimates and the desired value.)

**Nonsampling Variability.** There are several sources of nonsampling errors including the following:

- Inability to obtain information about all cases in the sample.
- Definitional difficulties.
- Differences in the interpretation of questions.
- Respondents' inability or unwillingness to provide correct information.
- Respondents' inability to recall information.
- Errors made in data collection such as in recording or coding the data.
- Errors made in processing the data.
- Errors made in estimating values for missing data.
- Failure to represent all units with the sample (undercoverage).

CPS undercoverage results from missed housing units and missed persons within sample households. Overall CPS undercoverage is estimated to be about 8 percent. CPS undercoverage varies with age, sex, and race. Generally, undercoverage is larger for males than for females and larger for Blacks and other races combined than for Whites. As described previously, ratio estimation to independent age-sex-race-Hispanic population controls partially corrects for the bias due to undercoverage. However, biases exist in the estimates to the extent that missed persons in missed households or missed persons in interviewed households have different characteristics from those of interviewed persons in the same age-sex-race-origin-state group.

A common measure of survey coverage is the coverage ratio, the estimated population before post-stratification divided by the independent population control. Table A shows CPS coverage ratios for age-sex-race groups for a typical month. The CPS coverage ratios can exhibit some variability from month to month. Other Census Bureau household surveys experience similar coverage.

Table 1. CPS Coverage Ratios

Age	Non-Black		Black		All Persons		Total
	M	F	M	F	M	F	
0-14	0.929	0.964	0.850	0.838	0.916	0.943	0.929
15	0.933	0.895	0.763	0.824	0.905	0.883	0.895
16-19	0.881	0.891	0.711	0.802	0.855	0.877	0.866
20-29	0.847	0.897	0.660	0.811	0.823	0.884	0.854
30-39	0.904	0.931	0.680	0.845	0.877	0.920	0.899
40-49	0.928	0.966	0.816	0.911	0.917	0.959	0.938
50-59	0.953	0.974	0.896	0.927	0.948	0.969	0.959
60-64	0.961	0.941	0.954	0.953	0.960	0.942	0.950
65-69	0.919	0.972	0.982	0.984	0.924	0.973	0.951
70+	0.993	1.004	0.996	0.979	0.993	1.002	0.998
15+	0.914	0.945	0.767	0.874	0.898	0.927	0.918
0+	0.918	0.949	0.793	0.864	0.902	0.931	0.921

For additional information on nonsampling error including the possible impact on CPS data when known, refer to Statistical Policy Working Paper 3, An Error Profile: Employment as Measured by the Current Population Survey, Office of Federal Statistical Policy and Standards, U.S. Department of Commerce, 1978 and Technical Paper 40, The Current Population Survey: Design and Methodology, Bureau of the Census, U.S. Department of Commerce.

**Comparability of data.** Data obtained from the CPS and other sources are not entirely comparable. This results from differences in interviewer training and experience and in differing survey processes. This is an example of nonsampling variability not reflected in the standard errors. Use caution when comparing results from different sources.

A number of changes were made in data collection and estimation procedures beginning with the January 1994 CPS. The major change was the use of a new questionnaire. The questionnaire was redesigned to measure the official labor force concepts more precisely, to expand the amount of data available, to implement several definitional changes, and to adapt to a computer-assisted interviewing environment. The March supplemental income questions were also modified for adaptation to computer-assisted interviewing, although there were no changes in definitions and concepts. Due to these and other changes, one should use caution when comparing estimates from data collected in 1994 and later years with estimates from earlier years.

Caution should also be used when comparing data from this microdata file, which reflects 1990 census-based population controls, with microdata files from March 1993 and earlier years, which reflect 1980 census-based population controls. This change in population controls had relatively little impact on summary measures such as means, medians, and

percentage distributions. It did have a significant impact on levels. For example, use of 1990 based population controls results in about a 1-percent increase in the civilian noninstitutional population and in the number of families and households. Thus, estimates of levels for data collected in 1994 and later years will differ from those for earlier years by more than what could be attributed to actual changes in the population. These differences could be disproportionately greater for certain subpopulation groups than for the total population.

Since no independent population control totals for persons of Hispanic origin were used before 1985, compare Hispanic estimates over time cautiously.

Based on the results of each decennial census, the Bureau of the Census gradually introduces a new sample design for the CPS. During this phase-in period, CPS data are collected from sample designs based on different censuses. While most CPS estimates have been unaffected by this mixed sample, geographic estimates are subject to greater error and variability. Users should exercise caution when comparing estimates across years for metropolitan/nonmetropolitan categories.

**Note When Using Small Estimates.** Because of the large standard errors involved, summary measures (such as medians and percentage distributions) would probably not reveal useful information when computed on a smaller base than 75,000.

Take care in the interpretation of small differences. For instance, even a small amount of nonsampling error can cause a borderline difference to appear significant or not, thus distorting a seemingly valid hypothesis test.

**Sampling Variability.** Sampling variability is variation that occurred by chance because a sample was surveyed rather than the entire population. Standard errors, as calculated by methods described later in "Standard Errors and Their Use," are primarily measures of sampling variability, although they may include some nonsampling error.

**Standard Errors and Their Use.** A number of approximations are required to derive, at a moderate cost, standard errors applicable to all the estimates in this microdata file. Instead of providing an individual standard error for each estimate, parameters are provided to calculate standard errors for various types of characteristics. These parameters are listed in Tables 2-4. Table 5 shows factors to apply to prior year parameters.

The sample estimate and its standard error enable one to construct a confidence interval, a range that would include the average result of all possible samples with a known probability. For example, if all possible samples were surveyed under essentially the same general conditions and using the same sample design, and if an estimate and its standard error were calculated from each sample, then approximately 90 percent of the intervals from 1.645 standard errors below the estimate to 1.645 standard errors above the estimate would include the average result of all possible samples.

A particular confidence interval may or may not contain the average estimate derived from all possible samples. However, one can say with specified confidence that the interval includes the average estimate calculated from all possible samples.

Standard errors may also be used to perform hypothesis testing, a procedure for distinguishing between population parameters using sample estimates. One common type of hypothesis is that the population parameters are different. An example of this would be comparing the percentage of employed males 20 to 24 years old working part time to the percentage of employed females in the same age group who were part-time workers. An illustration of this is included in the following pages.

Tests may be performed at various levels of significance. A significance level is the probability of concluding that the characteristics are different when, in fact, they are the same. To conclude that two parameters are different at the 0.10 level of significance the absolute value of the estimated difference between characteristics must be greater than or equal to 1.645 times the standard error of the difference.

The Census Bureau uses 90-percent confidence intervals and 0.10 levels of significance to determine statistical validity. Consult standard statistical textbooks for alternative criteria.

**Standard errors of estimated numbers.** The approximate standard error,  $s_x$ , of an estimated number, with the exception of school enrollment estimates, from this microdata file can be obtained using this formula:

$$s_x = \sqrt{ax^2 + bx} \quad (1)$$

Here  $x$  is the size of the estimate and  $a$  and  $b$  are the parameters in Table 2 associated with the particular type of characteristic. When calculating standard errors from cross-tabulations involving different characteristics, use the set of parameters for the characteristic which will give the largest standard error.

#### Illustration

Suppose there were 6,000,000 unemployed men in the civilian labor force. Use the appropriate parameters from Table 2 and formula (1) to get

Number, x	6,000,000
a parameter	-0.000016
b parameter	2,957
Standard error	131,000
90% conf. int.	5,785,000 to 6,215,000

The standard error is calculated as

$$s_x = \sqrt{-0.000018 \times 6,000,000^2 + 2,957 \times 6,000,000} = 131,000$$

The 90-percent confidence interval is calculated as 6,000,000  $\pm$  1.645  $\times$  131,000.

A conclusion that the average estimate derived from all possible samples lies within a range computed in this way would be correct for roughly 90 percent of all possible samples.

**Standard errors of estimated school enrollment numbers.** The approximate standard error,  $s_x$ , of an estimated school enrollment number from this microdata file can be obtained using the formula

$$s_x = \sqrt{-\left(\frac{b}{T}\right)x^2 + bx} \quad (2)$$

Here  $x$  is the size of the estimate,  $T$  is the total number of persons in a specific age group and  $b$  is the parameter in Table 3 associated with the particular type of characteristic. If  $T$  is not known, for Total or White use 100,000,000; for Blacks and Hispanic use 10,000,000. When calculating standard errors for numbers from cross-tabulations involving different characteristics, use the set of parameters for the characteristic which will give the largest standard error.

### Illustration

Suppose there were 4,274,000 3 and 4 year olds enrolled in school and 6,711,000 children in that age group in October 1995. Use the appropriate  $b$  parameter from Table 3 and formula (2) to get

Number, x	4,274,000
Total, T	6,711,000
b parameter	2,944
Standard error	68,000
90% conf. int.	4,162,000 to 4,386,000

The standard is calculated as

$$s_x = \sqrt{\frac{2,944}{6,711,000} \times 4,274,000^2 + 2,944 \times 4,274,000} = 68,000$$

The 90-percent confidence interval for this estimate is from 4,162,000 to 4,386,000, i.e.,  $4,274,000 \pm 1.645 \times 68,000$ . Therefore, a conclusion that the average estimate derived from all possible samples lies within a range computed in this way would be correct for roughly 90 percent of all possible samples.

**Standard Errors of Estimated Percentages.** The reliability of an estimated percentage, computed using sample data for both numerator and denominator, depends on the size of the percentage and its base. Estimated percentages are relatively more reliable than the corresponding estimates of the numerators of the percentages, particularly if the percentages are 50 percent or more. When the numerator and denominator of the percentage are in different categories, use the parameter from Table 2 or 3 indicated by the numerator.

The approximate standard error,  $s_{x,p}$ , of an estimated percentage can be obtained by use of the formula

$$s_{x,p} = \sqrt{\frac{b}{x} p(100 - p)} \quad (3)$$

Here  $x$  is the total number of persons, families, households, or unrelated individuals in the base of the percentage,  $p$  is the percentage ( $0 \leq p \leq 100$ ), and  $b$  is the parameter in Table 2 or 3 associated with the characteristic in the numerator of the percentage.

#### Illustration

Suppose there were 15,016,000 persons aged 18 to 21, and that 44.9 percent were enrolled in college. Use the appropriate parameter from Table 3 and formula (3) to get

Percentage, $p$	44.9
Base, $x$	15,016,000
$b$ parameter	2,557
Standard error	0.6
90% conf. int.	43.9 to 45.9

The standard error is calculated as

$$s_{x,p} = \sqrt{\frac{2,557}{15,016,000} \times 44.9 \times (100.0 - 44.9)} = 0.6$$

The 90-percent confidence interval for the estimated percentage of persons aged 18 to 21 in 1995 enrolled in college is from 43.9 to 45.9 percent, i.e.,  $44.9 \pm 1.645 \times 0.6$ .

**Standard Error of a Difference.** The standard error of the difference between two sample estimates is approximately equal to

$$s_{x-y} = \sqrt{s_x^2 + s_y^2} \quad (4)$$

where  $s_x$  and  $s_y$  are the standard errors of the estimates,  $x$  and  $y$ . The estimates can be numbers, percentages, ratios, etc. This will result in accurate estimates of the standard error of the same characteristic in two different areas, or for the difference between separate and uncorrelated characteristics in the same area. However, if there is a high positive (negative) correlation between the two characteristics, the formula will overestimate (underestimate) the true standard error.

#### Illustration

Suppose that of 6,285,000 employed men between 20-24 years of age, 1,516,000 or 24.1 percent were part-time workers, and of the 5,824,000 employed women between 20-24 years of age, 2,169,000 or 37.2 percent were part-time workers. Use the appropriate parameters from Table 2 and formulas (3) and (4) to get

	x	y	difference
Percentage, p	24.1	37.2	13.1
Number, x	6,285,000	5,824,000	-
b parameter	2,764	2,530	-
Standard error	0.9	1.0	1.3
90% conf. int.	22.6 to 25.6	35.6 to 38.8	11.0 to 15.2

The standard error of the difference is calculated as

$$s_{x-y} = \sqrt{0.9^2 + 1.0^2} = 1.3$$



The 90-percent confidence interval around the difference is calculated as  $13.1 \pm 1.645 \times 1.3$ . Since this interval does not include zero, we can conclude with 90 percent confidence that the percentage of part-time women workers between 20-24 years of age is greater than the percentage of part-time men workers between 20-24 years of age.

**Table 2. Parameters for Computation of Standard Errors for Labor Force Characteristics - October 1996**

Characteristic	a	b
<b>Labor Force and Not In Labor Force Data Other than Agricultural Employment and Unemployment</b>		
Total <sup>1</sup>	-0.000018	2,985
Men <sup>1</sup>	-0.000033	2,764
Women	-0.000030	2,530
Both sexes, 16 to 19 years	-0.000172	2,545
White <sup>1</sup>	-0.000020	2,985
Men	-0.000037	2,767
Women	-0.000034	2,527
Both sexes, 16 to 19 years	-0.000204	2,550
Black	-0.000125	3,139
Men	-0.000302	2,931
Women	-0.000183	2,637
Both sexes, 16 to 19 years	-0.001295	2,949
Hispanic origin	-0.000206	3,896
<b>Not In Labor Force (use only for Total, Total Men, and White)</b>		
	+0.000006	829
<b>Agricultural Employment</b>		
Total or White	+0.000782	3,049
Men	+0.000858	2,825
Women or		
Both sexes, 16 to 19 years	-0.000025	2,582
Black	-0.000135	3,155
Hispanic origin		
Total or Women	+0.011857	2,895
Men or		
Both sexes, 16 to 19 years	+0.015736	1,703
<b>Unemployment</b>		
Total or White	-0.000018	2,957
Black	-0.000212	3,150
Hispanic origin	-0.000102	3,576

Note: These parameters are to be applied to basic CPS monthly labor force estimates.

<sup>1</sup> For not in labor force characteristics, use the Not In Labor Force parameters.

**Table 3. 1995 Standard Error Parameters for School Enrollment  
October 1995**

Characteristics	Total or White b	Black b	Hispanic b
<b>Persons Enrolled in School:</b>			
Total.....	2,557	3,477	6,491
Children 13 and under.....	2,944	2,978	3,367
 Marital Status.....	 4,818	 6,923	 12,282
<b>Household Characteristics:</b>			
Head, Wife, or Primary Individual...	1,912	1,730	3,205
Child or Other Relative in Primary Family, Secondary Family Member.....	4,818	6,923	12,822
 Income, Earnings.....	 2,269	 2,599	 4,813

Notes: The b parameters should be multiplied by 1.5 for nonmetropolitan residence categories.

The b parameters should be multiplied by the factors in Table 4 for regional data.

**Table 4. Regional Factors to Apply to 1995 b Parameters**

Type of Characteristic	factor
U. S. Totals:	1.00
Regions:	
Northeast	0.74
Midwest	0.98
South	1.04
West	1.06

**Table 5. CPS Factors to Apply to a and b Parameters for  
School Enrollment Estimates Prior to 1995**

Year	Total or White	Black	Hispanic
1990-1994	0.99	0.99	0.89
1988-1989	1.10	1.09	1.16
1985-1987	0.90	0.90	0.83
1982-1984	0.90	0.90	0.69
1977-1981	0.81	0.81	0.61
1967-1976	0.79	0.79	0.60
1957-1966	1.21	1.21	X
Before 1956	1.81	1.81	X

## ATTACHMENT 19

### USER NOTES

This section will contain information relevant to the Current Population Survey, October 1995, School Enrollment Supplement file that becomes available after the file is released. The cover letter to the updated information should be filed behind this page.

User Notes will be sent to all users who purchased their file (or technical documentation) from the Census Bureau.



**CURRENT POPULATION SURVEY,  
OCTOBER 1995: SCHOOL ENROLLMENT**

User Note 1

**Subject: Country of Birth Data for the Period: January 1995 through February 1996**

If you purchased a CPS file corresponding to the above reference period, please note that those files contain errors in the data covering the country of birth of the sample person, his/her mother, and his/her father. The errors occurred because the data collection instrument did not generate the appropriate recodes for six of the countries listed as answer categories and, as a result, the edits allocated the missing values. The six countries were:

South Korea/Korea  
Taiwan  
Thailand  
Trinidad and Tobago  
Vietnam  
Yugoslavia

Due to the allocation of country of birth for these individuals, a small number of cases also contain changes to citizenship and year-of-entry information. For this reason, we strongly recommend that users do not conduct any analysis using any of these variables. Replacement files will be sent to all original purchasers of any of these public use files.

October 1996



**CURRENT POPULATION SURVEY, OCTOBER 1995:  
SCHOOL ENROLLMENT SUPPLEMENT  
(Re-Release)**

**USER NOTE 2**

**Subject: Country of Birth Data for the Period: January 1995 through February 1996**

This supplement file is being re-released to correct errors in the basic CPS data covering the country of birth of the sample person, his/her mother, and his/her father. The errors occurred because the data collection instrument did not generate the appropriate recodes for six of the countries listed as answer categories and, as a result, the edits allocated the missing values. The six countries were:

South Korea/Korea  
Taiwan  
Thailand  
Trinidad and Tobago  
Vietnam  
Yugoslavia

The affected variables were:

PENATVTY  
PEFNTVTY  
PEMNTVTY  
PRCITFLG  
PEINUSYR  
PRINUYER  
PRCITSHP

**We will-replace the file at your request.** Please contact Jo Ann Norris, Electronic Products Development Branch, at (301) 457-1326 or E-mail [Jo.A.Norris@ccmail.census.gov](mailto:Jo.A.Norris@ccmail.census.gov) to arrange for the replacement.

February 1997