

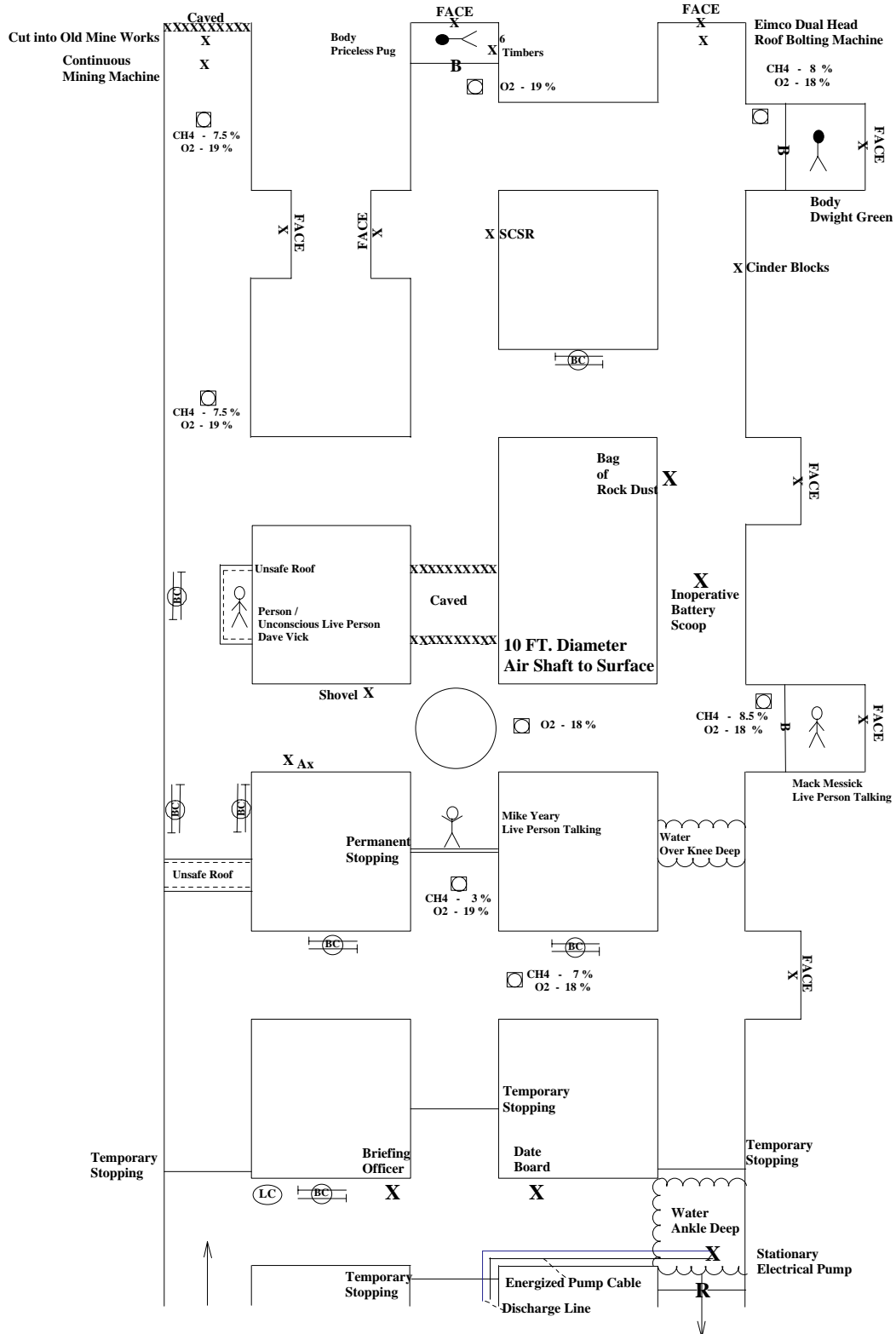
Governor's Cup

2004

Mine Rescue Contest

# Governor's Cup Mine Rescue Contest – 2004

## Problem Map



# **Governor's Cup Mine Rescue Contest – 2004**

## **Chairman's Instruction**

Before the team arrives on the field, the Chairman will check the field for mistakes and placard placement.

The Chairman is responsible to account for all judges.

The Chairman is responsible for the stopwatch and for its return to Wayne Davis.

The Chairman will assign a judge to be the official timekeeper.

The Chairman, or other judge designated by the Chairman, is responsible for turning all placards.

The Chairman will place Patient No. 1 behind the permanent stopping inby the first crosscut in #2 heading when the team begins to airlock to travel inby the fresh air base. Instruct the Patient to start reading Patient Note # 1: "Help, Help..." when the team enters the intersection outby the permanent stopping.

The Chairman will place Patient No. 2 behind the barricade in the second dead-end off #3 heading when the team airlocks to re-enter the mine outby the airshaft. Instruct patient to start reading Patient Note # 2 " Help, Help...." when team enters the intersection outby the barricade.

The Chairman will place Patient No. 3 under the unsafe roof inby the second crosscut in #1 heading when the team enters the barricade just outby the face of #2 heading

The Chairman is responsible for having all the judges return to the surface at the completion of the problem and must receive both maps from the working team

# **Governor's Cup Mine Rescue Contest – 2004**

## **Superintendent's Instruction**

he Superintendent shall assist the Field Manager in checking the field for mistakes and placard placement prior to any team starting the Problem.

When the team arrives and is ready, the Superintendent shall read the prepared Statement but will not answer questions regarding the Problem or conditions in the mine.

A maximum of five (5) minutes will be allowed for the team to review the Statement after the Superintendent reads it to them.

When the team is ready to start the Problem, the Superintendent will present the Team Instructions and Maps to the team. Give them a copy of the written Statement as well.

After giving the Team Instructions and Maps to the team, the Superintendent will go to the Command Center to respond to any communications with the Briefing Officer.

The Superintendent is to record the Time and the Name of each missing person when the Superintendent is notified by the Briefing Officer. Place this record in the packet with the scorecards upon the conclusion of the Problem.

If the Briefing Officer requests that the return fan be started over the airshaft in #2 heading, the Superintendent will inform the Briefing Officer that the fan is running 15 seconds after the request is made. Same applies to closing/opening of the regulator outby the fresh air base in #3 heading. Starting the fan over the airshaft and adjusting the regulator in #3 heading are the only tasks that the Command Center can have completed outby the fresh air base.

# Governor's Cup Mine Rescue Contest – 2004

## Statement

I am \_\_\_\_\_, Superintendent of the D & H Coal Company. You are located underground at the fresh air base on the 1 Right Section. This fresh air base was established when conditions were encountered that prevented further exploration without a breathing apparatus.

The 1 Right Section was being developed so that a new return airshaft could be put into service. There are some abandoned mine workings adjacent to the #1 heading of this section but they were believed to be more than 200 feet away.

At 12:01 a.m. this morning, 6 men entered the mine to produce coal on this section. At approximately 6:00 a.m., one of the miners came to the surface reporting that he believed the section had cut into old works. Attempts to contact the rest of the crew on the 1 Right Section have been unsuccessful.

Temporary stoppings were erected in all three entries just inby this fresh air base. The main mine fan, located on the surface, is presently exhausting and cannot be turned off or reversed. Air is presently intaking up the #1 entry, traveling across the fresh air base and returning out thru the regulator in the #3 entry. (show on map)

An electrical powered pump is positioned in the fresh air base in the #3 entry and is currently operating. The pump and pump cable cannot be moved or turned off as water in this location will roof almost immediately.

An air shaft with an exhaust fan is located inby the fresh air base in the # 2 entry. This fan is presently off and will not be started unless you request its use. Once started it cannot be stopped or reversed.

A Command Center has been established on the surface of the mine and will function to coordinate information and instructions to and from the team as they work through the mine. Work required to be completed outby the fresh air base will be coordinated through the Command Center. No materials are available to construct ventilation controls outby the fresh air base.

We have a competent lifeline judge available (point out). The mine map was updated 1 week ago. That is all the information we have.

# **Governor's Cup Mine Rescue Contest – 2004**

## **Team Instructions / Problem**

- The briefing officer shall establish communications with the Command Center prior to the entire team going inby the fresh air base.

Explore all accessible areas that can be safely examined.

Rescue all live persons and bring them to the fresh air base.

Account for all missing miners.

The team shall notify the Command Center immediately after they identify any missing person and give their name.

The team shall comply with any directives they receive from the Command Center throughout the working of the problem.

The team cannot travel outby the fresh air base. The team must contact the Command Center if work outby the fresh air base is required.

The team cannot move a structure identified as a “Permanent Stopping” or “Barricade”.

# **Governor's Cup Mine Rescue Contest – 2004**

## **Patient Note 1**

**“ Help, Help, get me out..... My light is out and I can't see.”**

# **Governor's Cup Mine Rescue Contest – 2004**

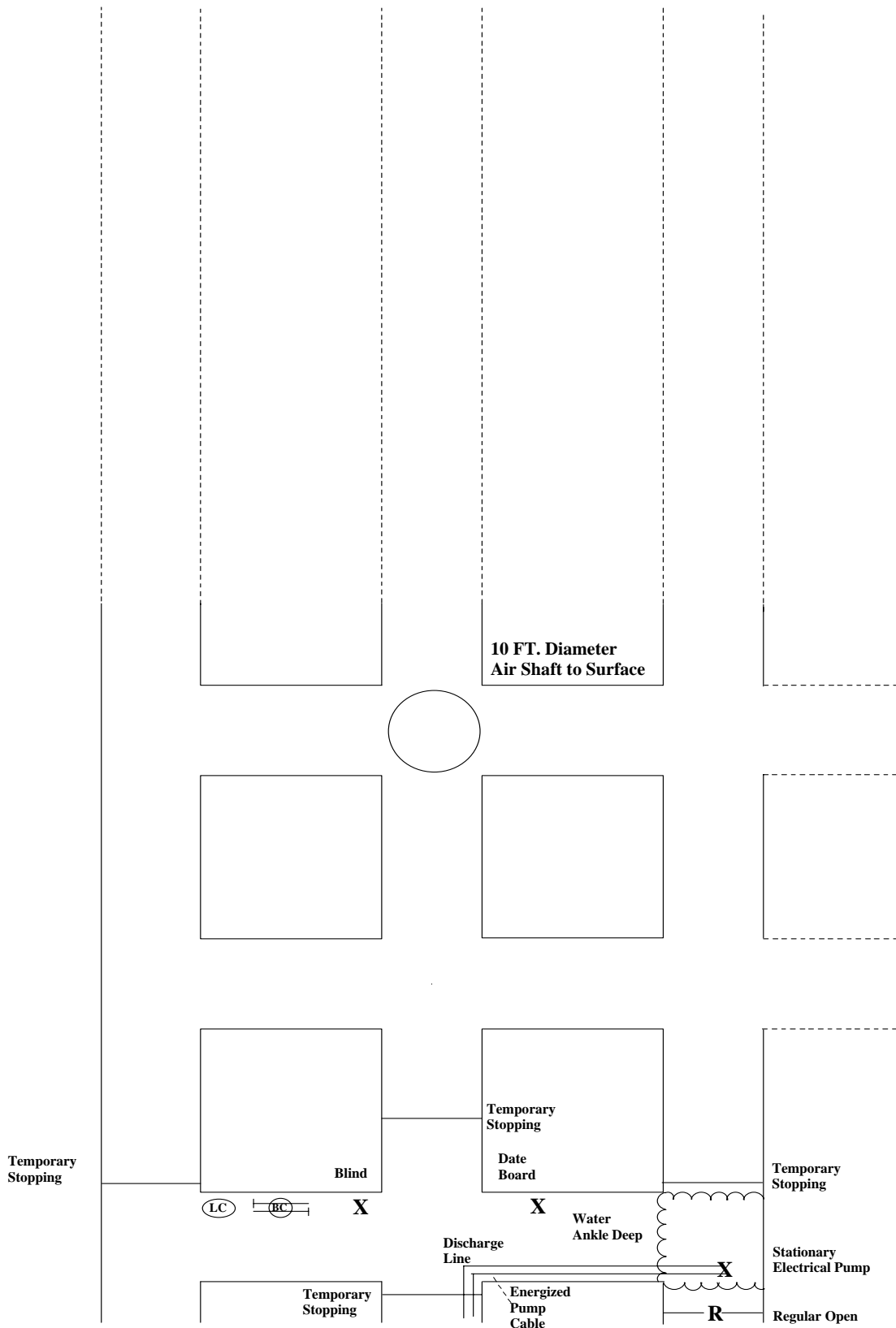
## **Patient Note 2**

**“ Help, Help, get me out..... I have a solid face behind me and the roof, ribs and floor are solid.”**



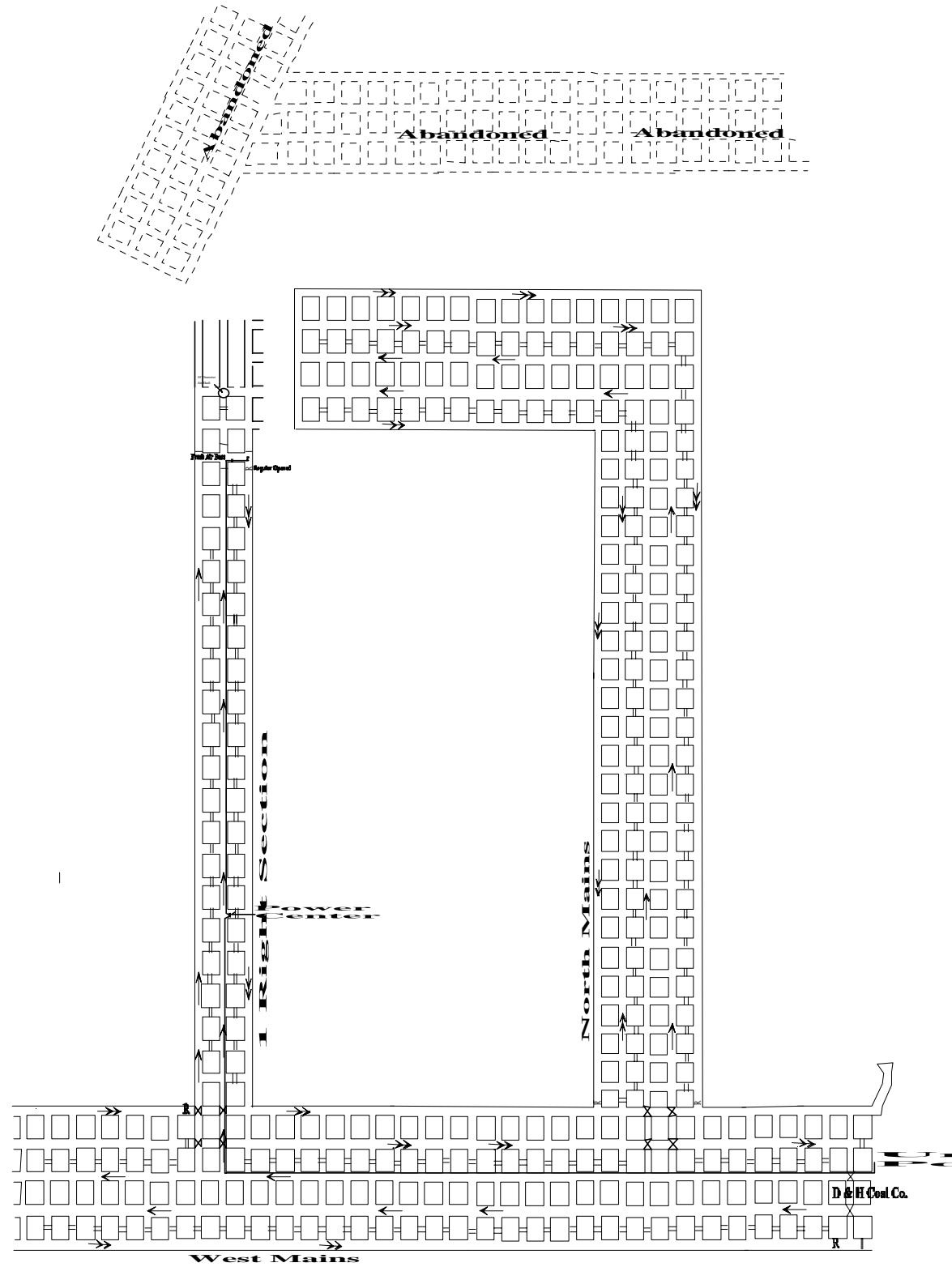
# Governor's Cup Mine Rescue Contest – 2004

## Team Map



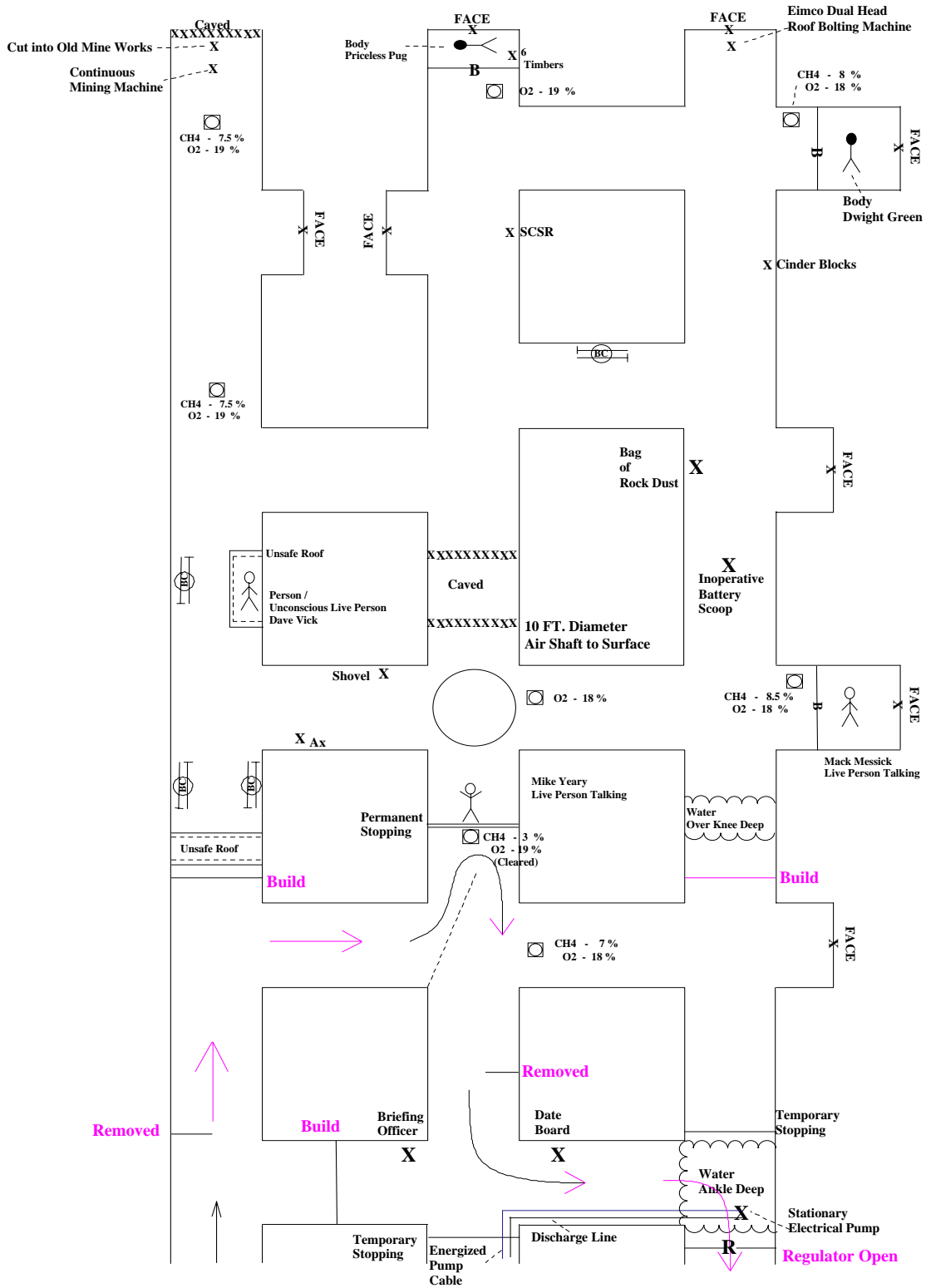
# Governor's Cup Mine Rescue Contest – 2004

## Big Mine Map Overview



# Governor's Cup Mine Rescue Contest – 2004

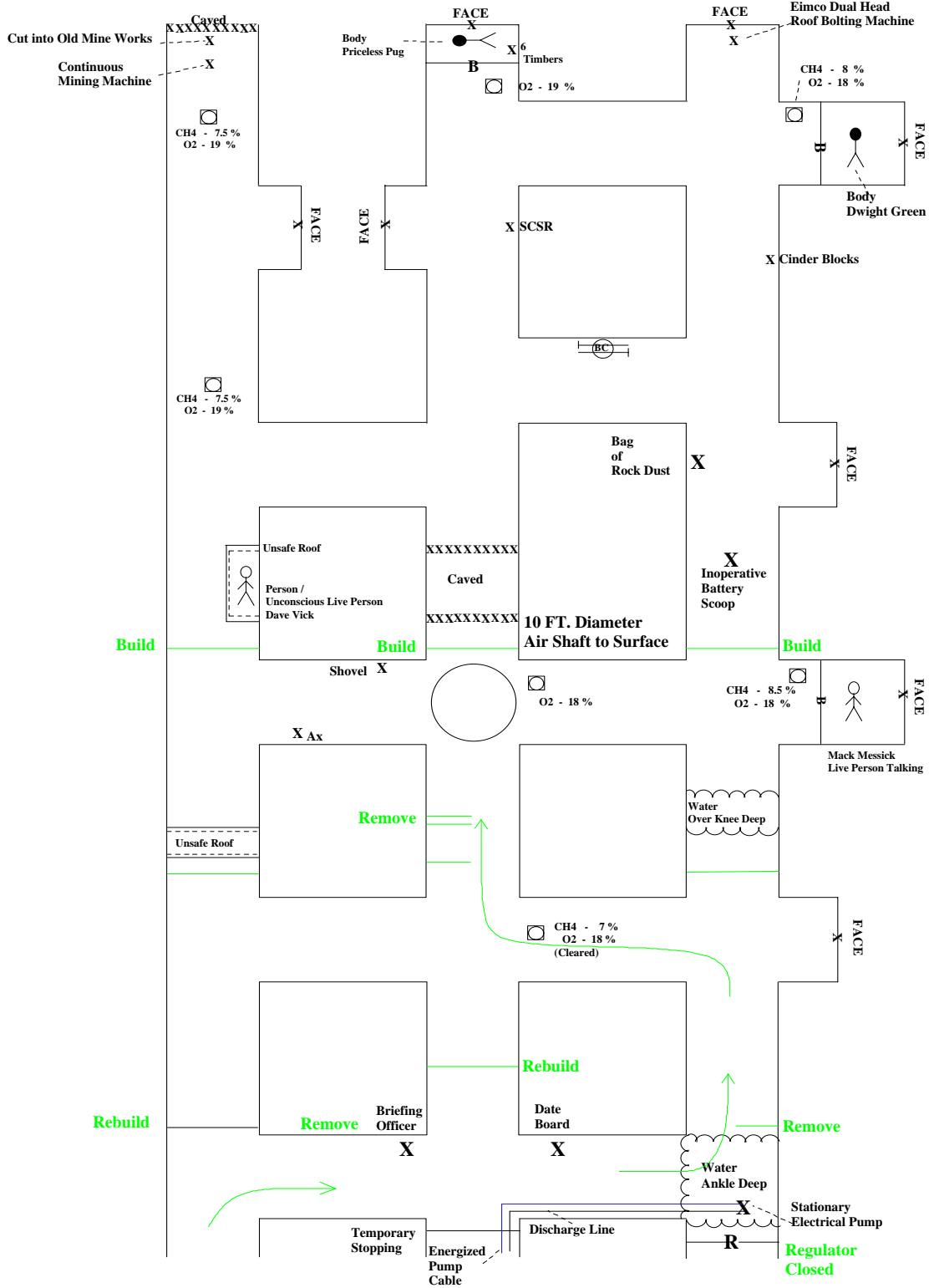
## First Ventilation



**FIRST VENTILATION**

# Governor's Cup Mine Rescue Contest – 2004

## Second Ventilation

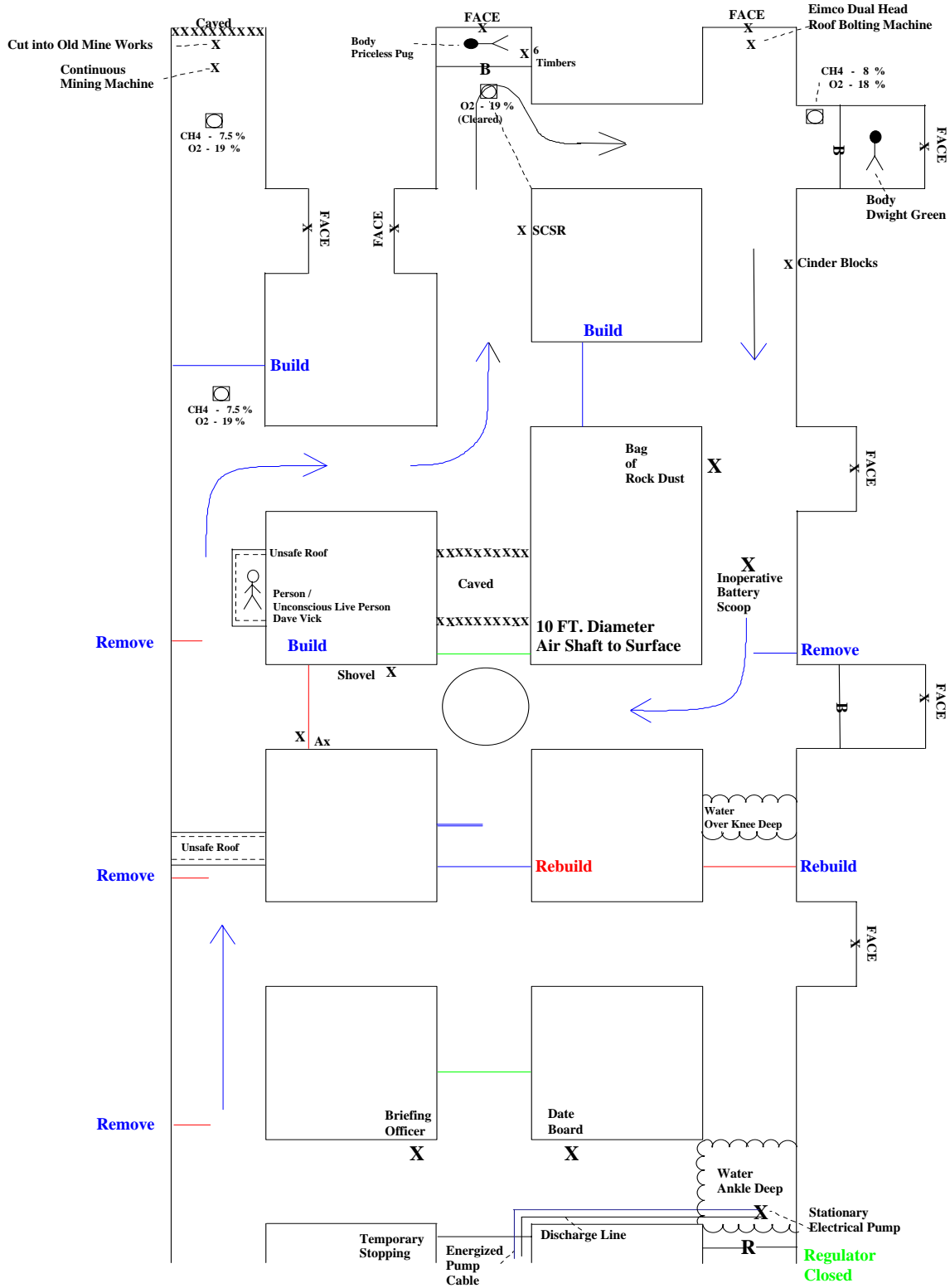


Second Ventilation



# Governor's Cup Mine Rescue Contest – 2004

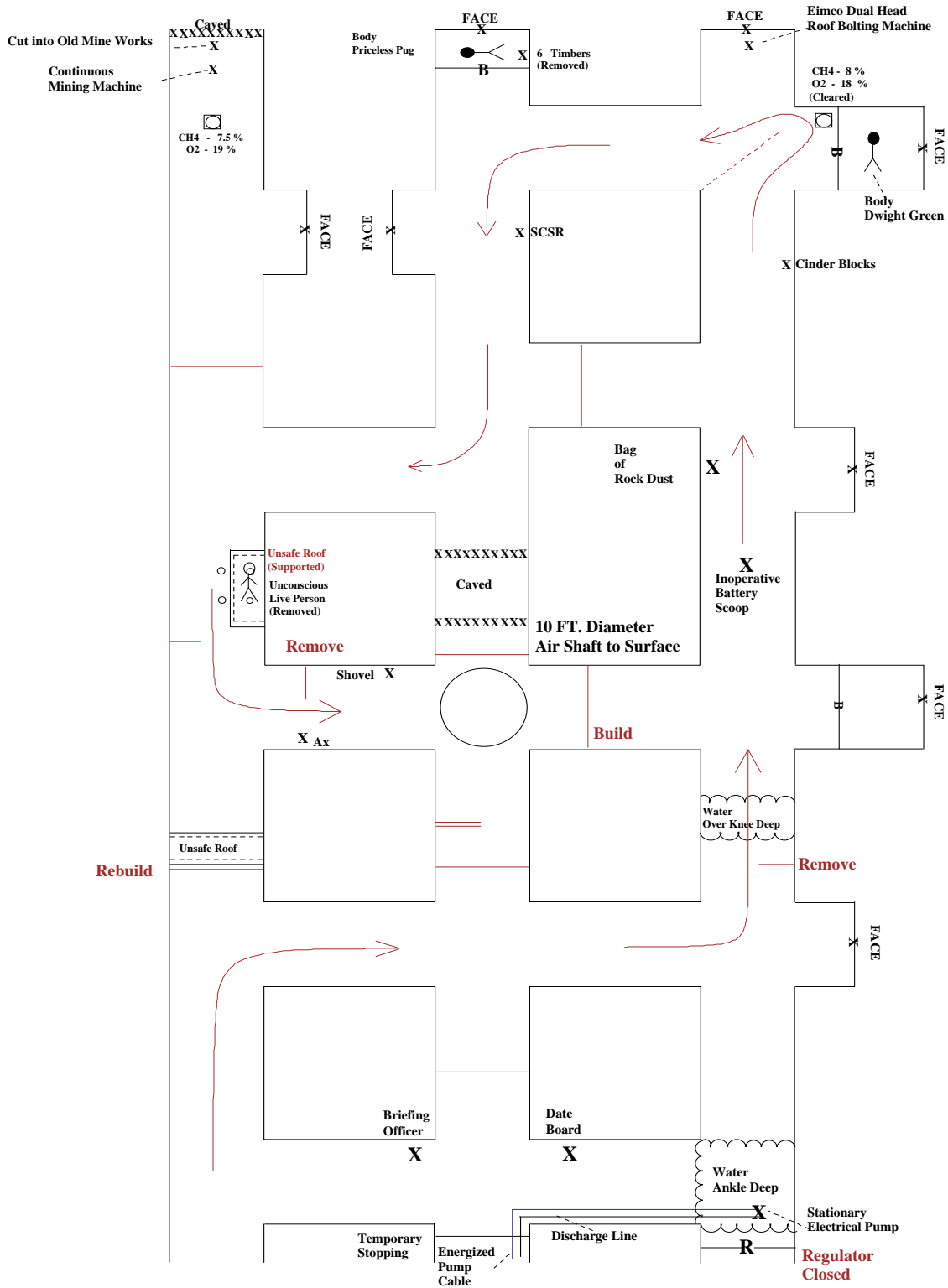
## Fourth Ventilation



## Fourth Ventilation

# Governor's Cup Mine Rescue Contest – 2004


## Fifth Ventilation



**Fifth Ventilation**

# Governor's Cup Mine Rescue Contest – 2004

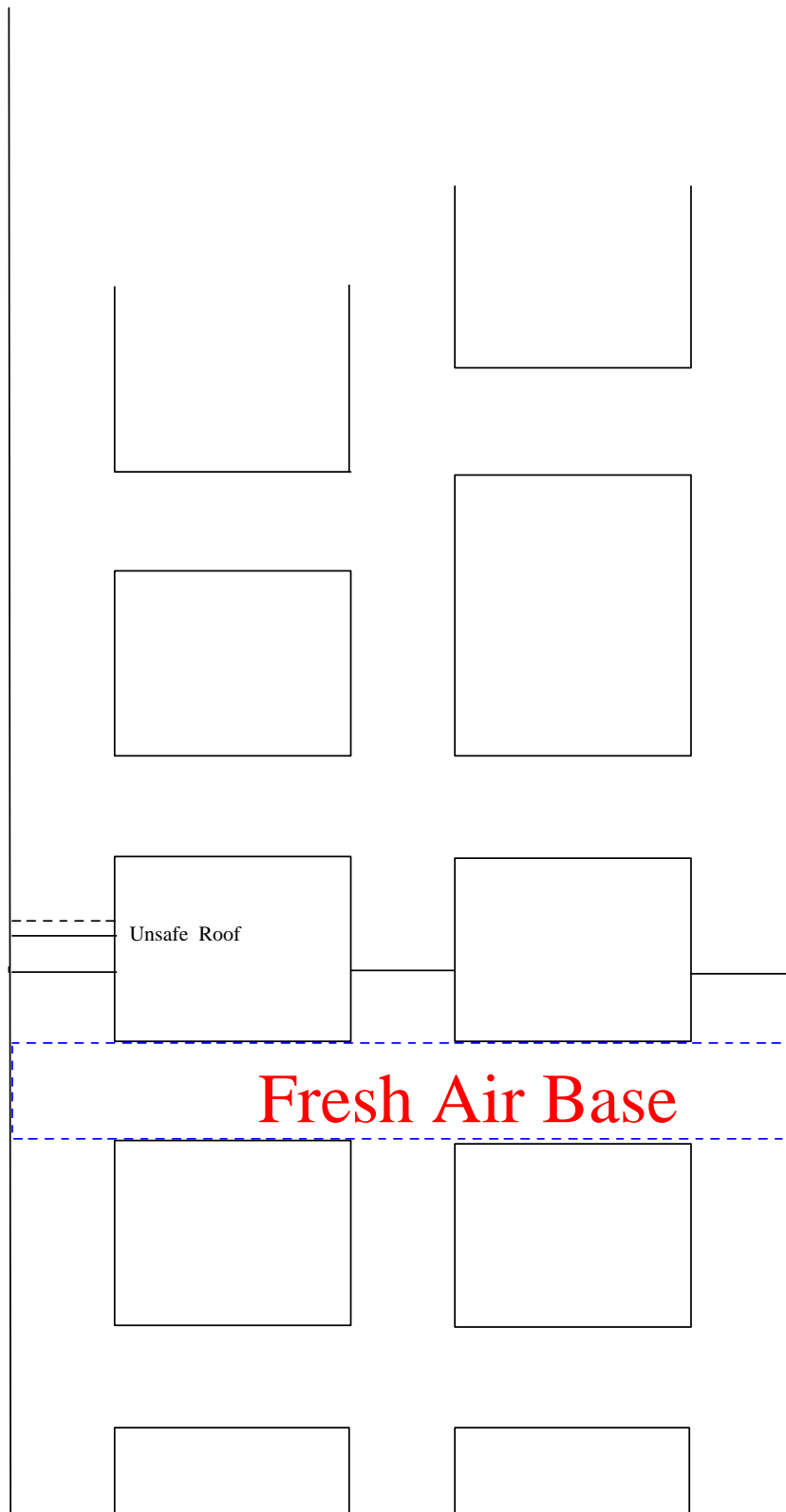
## Development Outline Map





# Governor's Cup Mine Rescue Contest – 2004

## Fresh Air Base Map



# **Governor's Cup Mine Rescue Contest – 2004**

## **Judge Rotation**

1<sup>st</sup> Team **A** Judges: # 1 Chairman, 2 & 3 Judges - # 4 Superintendent, 5 & 6 Lifeline

1<sup>st</sup> Team **B** Judges: # 1 Chairman, 2 & 3 Judges - # 4 Superintendent, 5 & 6 Lifeline

2<sup>ND</sup> Team **A** Judges: # 4 Chairman, 5 & 6 Judges - # 1 Superintendent, 2 & 3 Lifeline

2<sup>ND</sup> Team **B** Judges: # 4 Chairman, 5 & 6 Judges - # 1 Superintendent, 2 & 3 Lifeline

3<sup>RD</sup> Team **A** Judges: # 1 Chairman, 2 & 3 Judges - # 5 Superintendent, 4 & 6 Lifeline

3<sup>RD</sup> Team **B** Judges: # 1 Chairman, 2 & 3 Judges - # 5 Superintendent, 4 & 6 Lifeline