



GOVERNMENT - INDUSTRY DATA EXCHANGE PROGRAM

**SAFE-ALERT**

1. TITLE (Class, Function, Type, etc.) SAF-T-CLIMB SYSTEMS MUST TIE-OFF WITH SHOCK ABSORBING Y-TYPE LANYARDS		2. DOCUMENT NUMBER N4-S-07-01
		3. DATE (DD-MMM-YY) 13 DECEMBER 2006
4. MANUFACTURER AND ADDRESS NORTH SAFETY PRODUCTS 2000 PLAINFIELD PIKE CRANSTON, RI 02921	5. PART NUMBER 602-100-001, 602-100-002	6. NATIONAL STOCK NUMBER NOT AVAILABLE
	7. SPECIFICATION NOT AVAILABLE	8. TYPE DESIGNATOR NOT AVAILABLE
	9. LOT DATE CODE START NOT AVAILABLE	10. LOT DATE CODE END NOT AVAILABLE
11. MANUFACTURER'S POINT OF CONTACT TINA BHELA	12. CAGE OVTP4	13. MANUFACTURER'S FAX ( 800 ) 585-2354
14. MFR. POC PHONE (800) 836-8006	15. MANUFACTURER'S E-MAIL saf-t-climb@northsafety.ca	
16. CROSS REFERENCE VENDOR NOT AVAILABLE	17. CROSS REFERENCE CAGE NOT AVAILABLE	18. CROSS REFERENCE PART NOT AVAILABLE
19. PROBLEM DESCRIPTION / DISCUSSION / EFFECT North Safety has identified certain conditions where Saf-T-Lok Sleeves or Rail may not perform properly during a fall. Under these conditions, a climber may fall farther than intended, resulting in serious injuries or death.		
20. ACTION TAKEN/PLANNED North Safety has outlined the following to reduce the risk of serious injuries or death:  North Safety is instructing all climbers to tie-off with a Shock Absorbing Y-lanyard (no longer than 6'), that is ANSI Z359.1 compliant, in addition to using the Saf-T-Climb Fall Prevention System as directed in Saf-T-Climb Instruction Manual.  For ALUMINUM rail Saf-T-Climb systems, ONLY use the Shock-Absorbing Y-lanyard. Do not use the Saf-T-Lok Sleeve.  For GALVANIZED STEEL rail and STAINLESS STEEL rail Saf-T-Climb systems, use BOTH the Shock-Absorbing Y-lanyard and the Saf-T-Climb system, including the sleeve and harness, as directed in the Saf-T-Climb Instruction Manual. (CONTINUED ON NEXT PAGE)		
21. DATE MFR. NOTIFIED Dec. 11, 2006	22. MANUFACTURER'S RESPONSE <input type="checkbox"/> REPLY ATTACHED <input checked="" type="checkbox"/> NO REPLY	23. ORIGINATOR ADDRESS/POINT OF CONTACT NASA KENNEDY SPACE CENTER, FL POC: MICHELE VAN OOSTEN (321) 867-2884 michele.m.vanoosten@nasa.gov
24. GIDEP REPRESENTATIVE MICHELE VAN OOSTEN	25. SIGNATURE 	26. DATE 11 DEC 06

GIDEP Form 97-1 (October 2000)

Distribution is not authorized outside of the GIDEP participant's organization.

CONTINUED FROM BLOCK 20. ACTION TAKEN/PLANNED

If unsure about what type of rail (i.e., aluminum or steel) of the Saf-T-Climb system, contact North Safety for help in identifying the material. North Safety is continuing to investigate this issue and is currently designing an appropriate remedy. Once testing and production has been completed, North Safety will provide this remedy at no cost to existing customers of the Saf-T-Climb system who register their Saf-T-Climb systems or Saf-T-Lok sleeves with North Safety in response to this notice. In the meantime, all climbers MUST use a Shock Absorbing Y-lanyard (no longer than 6'). To ensure you are notified about the remedy, please register your Saf-T-Climb Fall Prevention system with North Safety at <http://www.saf-t-climb.com> or by faxing the enclosed registration form to (800) 585-2354.

See attachment (North Safety Notification). If there are questions about this safe alert, selecting a Shock-Absorbing Y-lanyard, or proper climbing techniques, contact North Safety at (800) 836-8006, Option 4, between 8:30 a.m. and 4:30 p.m. ET Monday through Friday or visit <http://www.saf-t-climb.com>

Please refer to the complete distribution policy at the GIDEP member's website.

# NORTH Safety Notice

## **Important Safety Notice**

### **All Climbers on Saf-T-Climb Systems Must Tie-off With Shock Absorbing Y-Type Lanyards**

As a part of North Safety Products' on-going efforts to ensure our fall protection systems are the safest in the industry, we have identified certain conditions where Saf-T-Lok Sleeves or Rail may not perform properly during a fall. Under these conditions, a climber may fall farther than intended, resulting in serious injuries or death. If you have received this notice, you may have an affected Saf-T-Climb Fall Prevention System.

# NORTH Safety Notice

## **To reduce the risk of serious injuries or death:**

North Safety is instructing all climbers to tie-off with a Shock Absorbing Y-lanyard (no longer than 6'), that is ANSI Z359.1 compliant, in addition to using the Saf-T-Climb Fall Prevention System as directed in your Saf-T-Climb Instruction Manual.

For ALUMINUM rail Saf-T-Climb systems, ONLY use the Shock-Absorbing Y-lanyard. Do not use the Saf-T-Lok Sleeve.

For GALVANIZED STEEL rail and STAINLESS STEEL rail Saf-T-Climb systems, use BOTH the Shock-Absorbing Y-lanyard and the Saf-T-Climb system, including the sleeve and harness, as directed in the Saf-T-Climb Instruction Manual.

If you are unsure what type of rail (i.e., aluminum or steel) your Saf-T-Climb system has, contact North Safety for help in identifying the material.

# NORTH Safety Notice


North Safety is continuing to investigate this issue and is currently designing an appropriate remedy. Once testing and production has been completed, North Safety will provide this remedy at no cost to existing customers of the Saf-T-Climb system who register their Saf-T-Climb systems or Saf-T-Lok sleeves with North Safety in response to this notice. In the meantime, all climbers **MUST** use a Shock Absorbing Y-lanyard (no longer than 6'). To ensure you are notified about the remedy, please register your Saf-T-Climb Fall Prevention system with North Safety at <http://www.saf-t-climb.com> or by faxing the enclosed registration form to (800) 585-2354.

If you have questions about this notice, selecting a Shock-Absorbing Y-lanyard, or proper climbing techniques, contact North Safety at (800) 836-8006, Option 4, between 8:30 a.m. and 4:30 p.m. ET Monday through Friday or visit <http://www.saf-t-climb.com>

# NORTH Saf-T-Climb Sleeve



# Sleeve Examples



- Saf-T-Climb sleeve by Air Space Devices, Inc. (1)
- Saf-T-Climb sleeve by Safety Tower Ladder Co. (2)
- Saf-T-Climb sleeve by North (3)
- Safety Sleeve by Antenna Products (4)

***NOTE: Sleeves 1 and 2 DO NOT have self-locking snap hooks***

# Where Are These Systems Used?

- Inside and outside of buildings
- Water towers
- Electrical substation structures
- Aboveground storage tanks
- Test equipment and facilities
- Meteorological towers
- Heat exchangers
- Exhaust/smoke stacks
- Many other locations

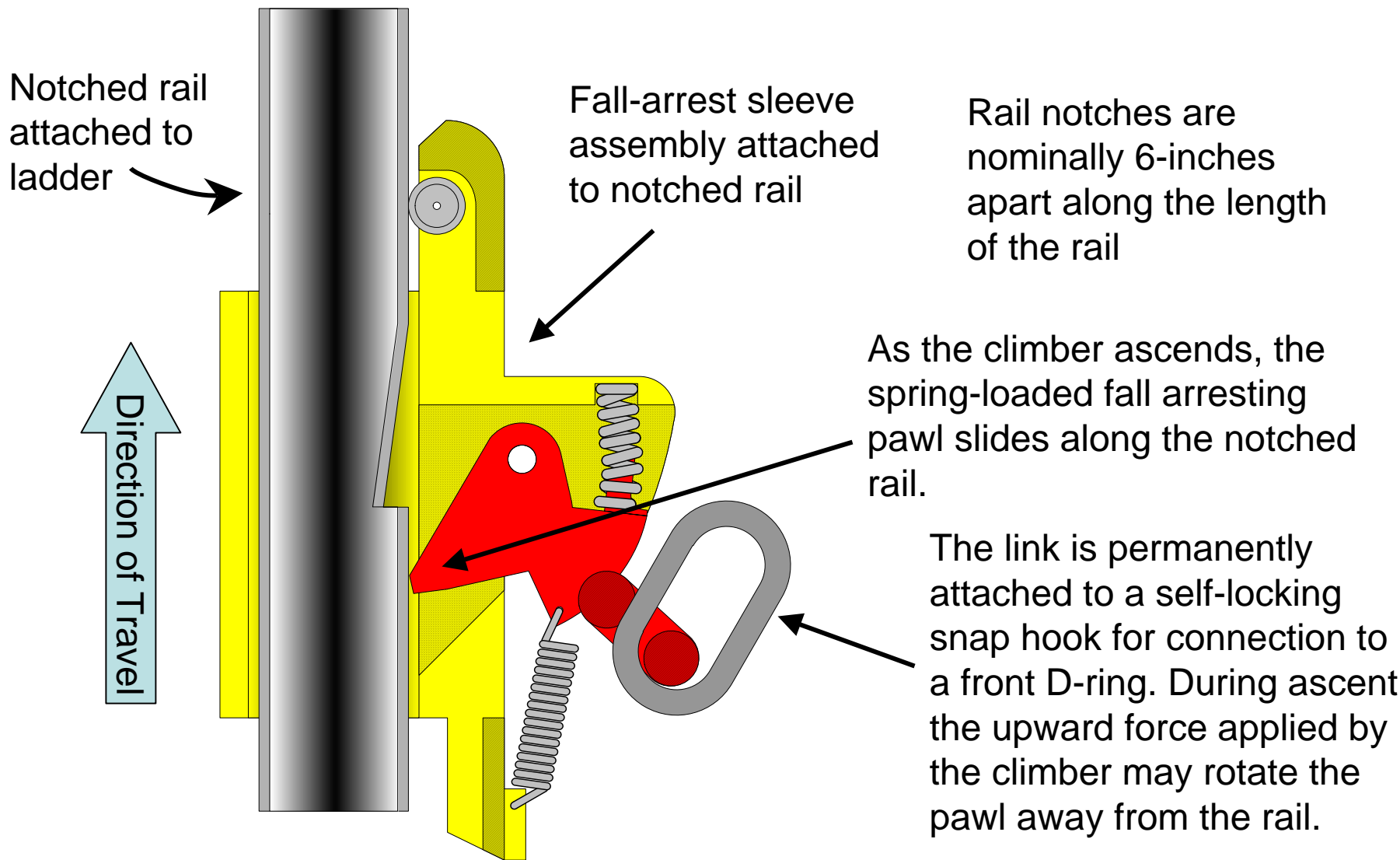


# Additional Information

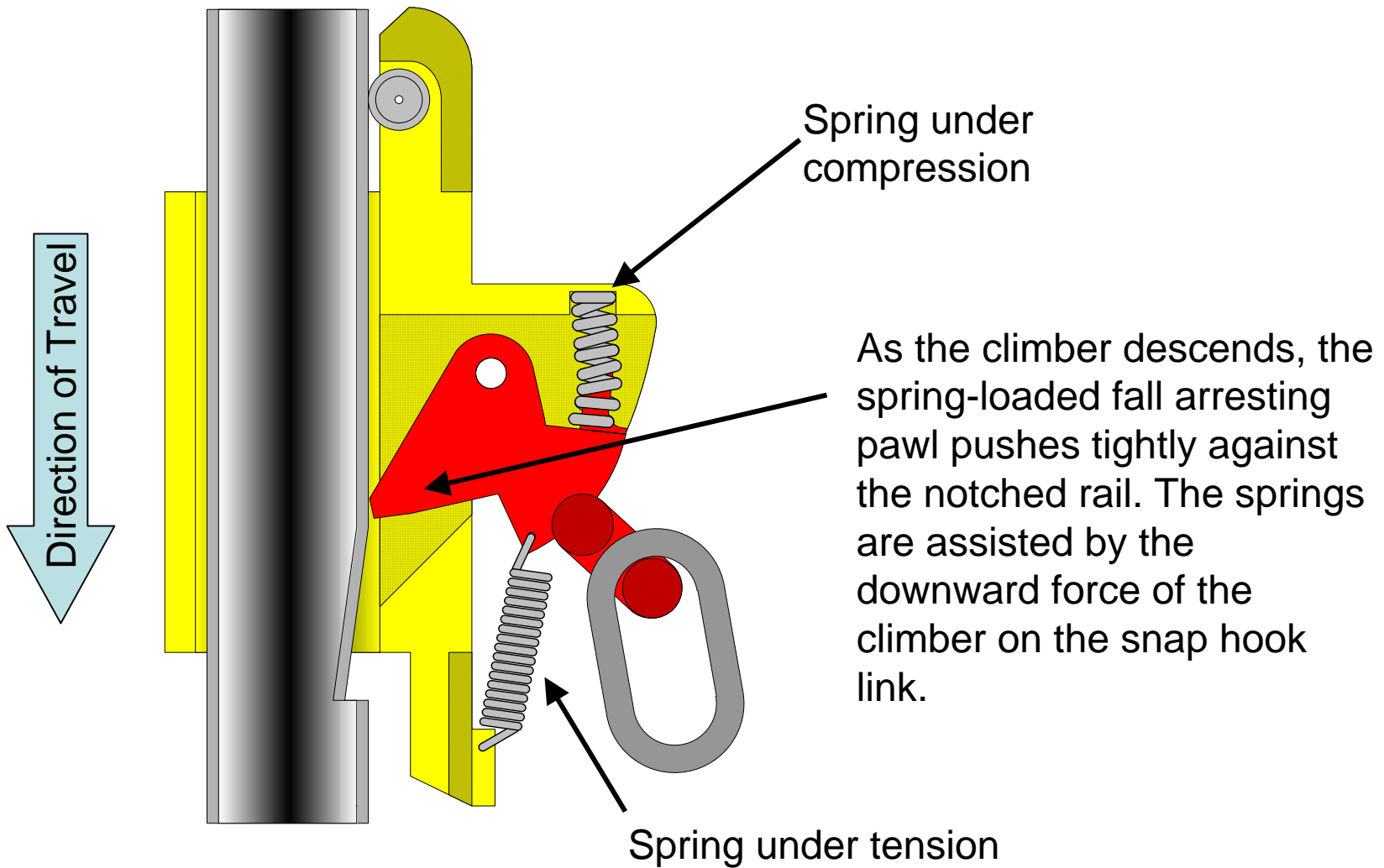
- Following are several slides which illustrate the operation of the sleeve and notched rail system, and failure modes described by NORTH.
- NORTH contends that the **failure modes apply to this entire class of fall protection devices**, not just those manufactured by them.

# Notch and Sleeve Ladder Safety Device

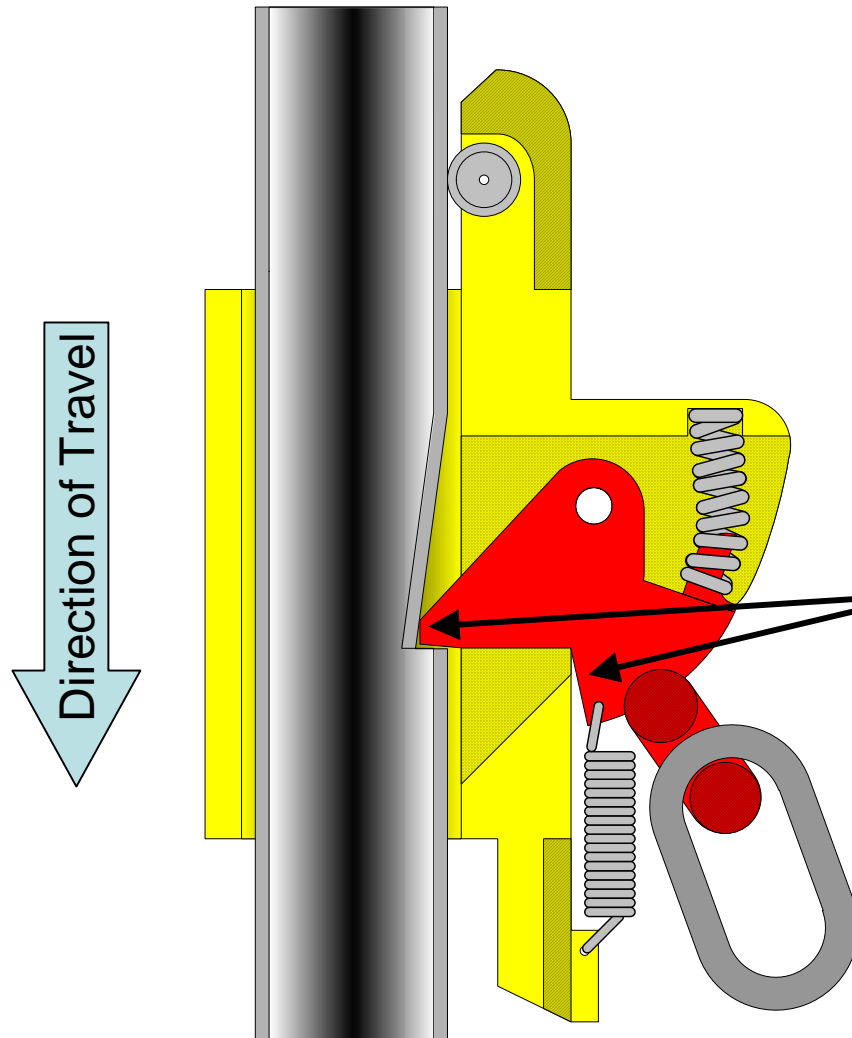
## Normal Ascent Configuration



# Notch and Sleeve Ladder Safety Device Normal Descent Configuration



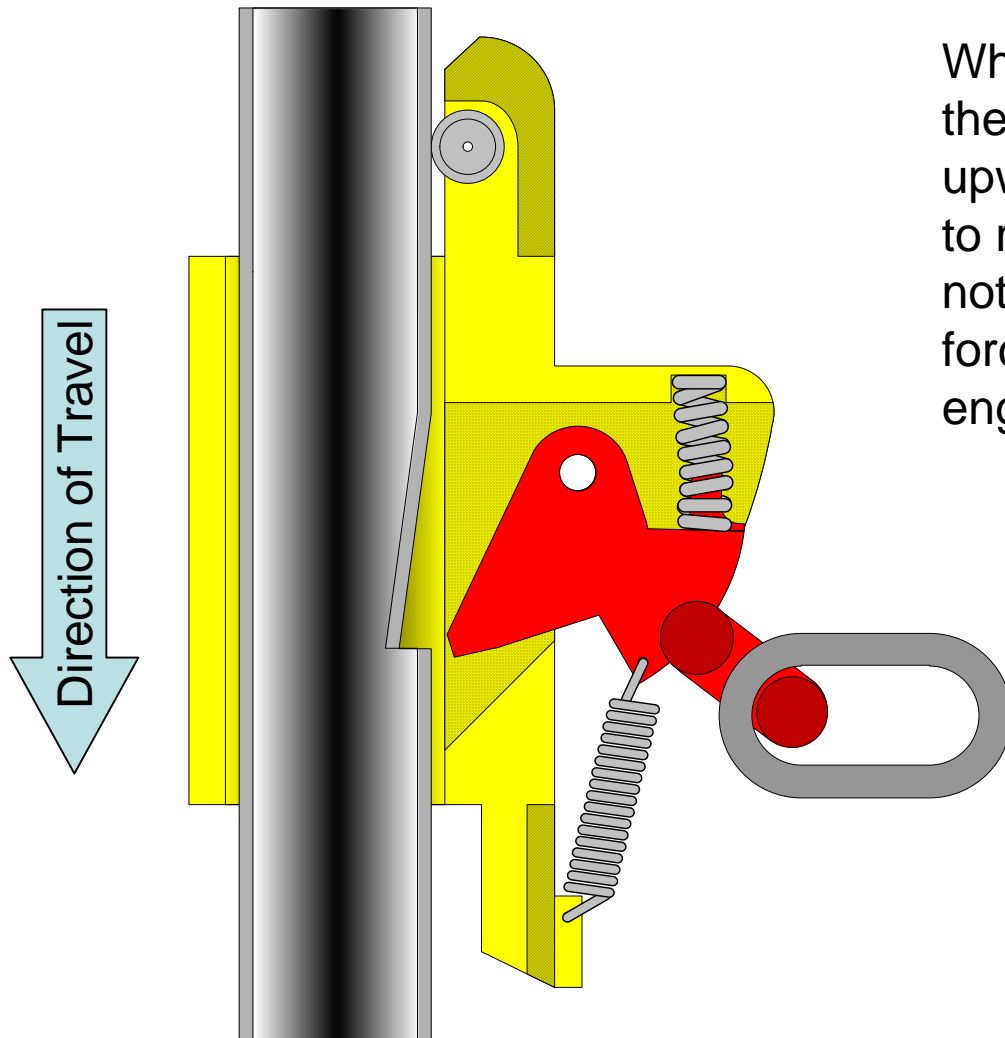
# Notch and Sleeve Ladder Safety Device – Normal Descent and Fall Arrest Configuration



When the pawl approaches a notch, its tip pivots fully and catches. At the same time, the pawl's opposite side hits a hard stop which prevents further rotation. The downward force of a descending or falling user holds the pawl in this position.

# Notch and Sleeve Ladder Safety Device

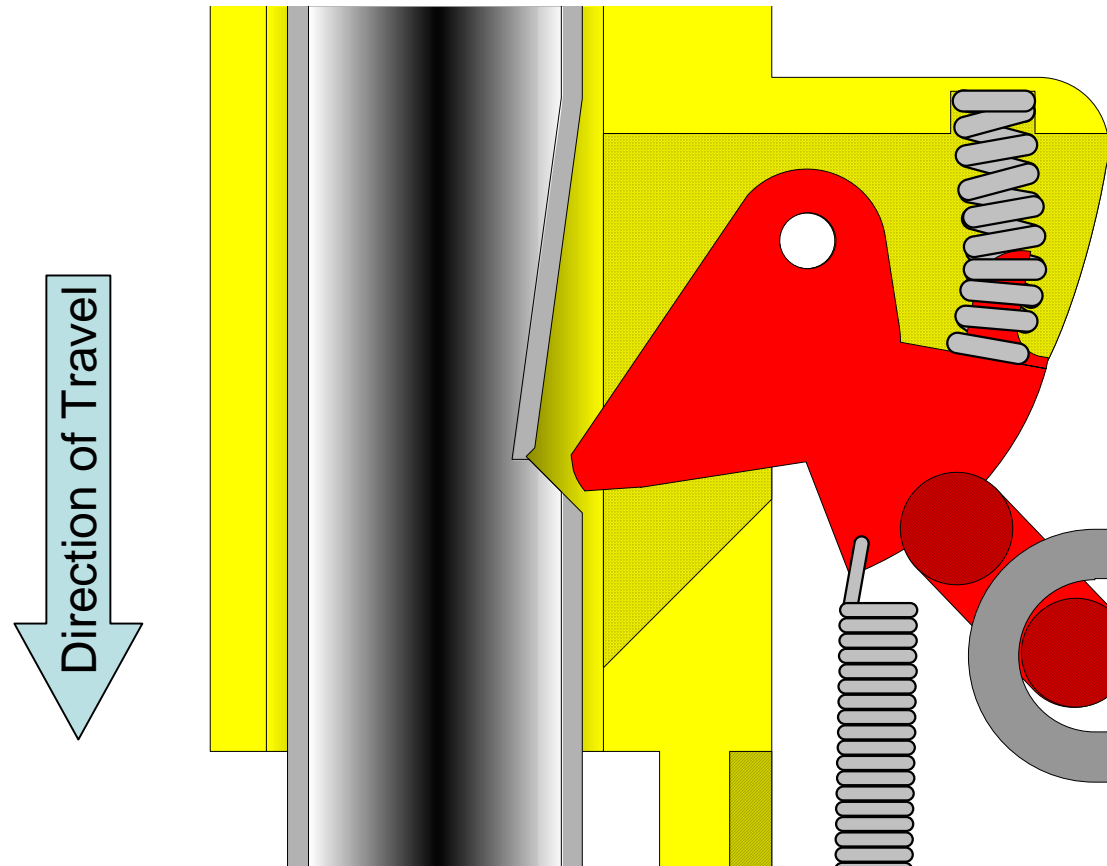
## Normal Descent and Potential Abnormal Fall Arrest Configuration



When descending past a rail notch, the climber must apply an outward or upward force on the snap hook link to rotate the pawl away from the notch. They must then release the force after passing the notch to re-engage the system.

If the climber falls away from the ladder rather than straight down, the pawl may not engage a notch for a distance of several feet, rather than the intended 6-inches. This could result in severe user injury.

# Notch and Sleeve Ladder Safety Device – Damaged Notch or Pawl



If the notch or pawl becomes damaged or worn during use, the pawl may not catch in the notch. This would increase the fall distance and may result in severe user injury.