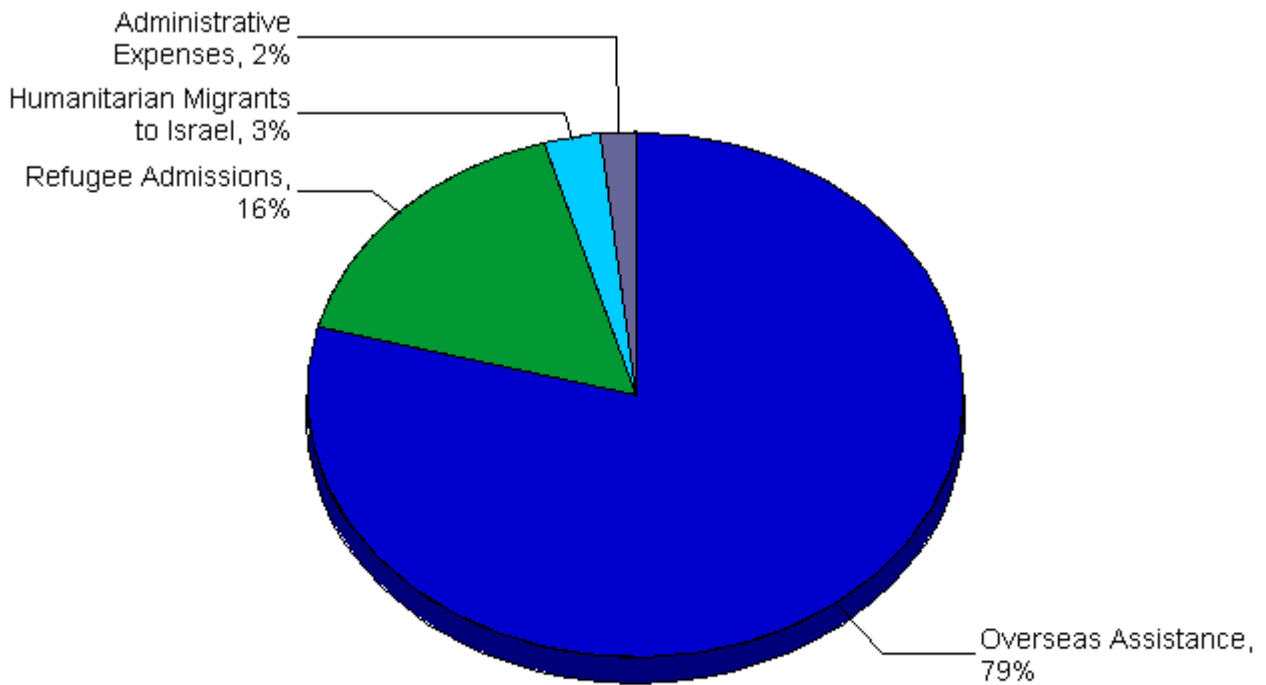


Bureau of Population, Refugees, and Migration

FY 2008 Summary of Major Activities*

10/24/08

Overseas Assistance	\$1,140,685,892
Refugee Admissions	\$237,460,281
Humanitarian Migrants to Israel	\$39,676,000
Administrative Expenses	\$24,576,962
Total:	\$1,442,399,135



- * Migration and Refugee Assistance (MRA)
- * Emergency Refugee and Migration Assistance (ERMA)
- * FY 2008 Emergency Supplemental
- * FY 2007 Emergency Supplemental
- * Global HIV/AIDS Initiative
- * Economic Support Fund (ESF)
- * Gift Fund

Bureau of Population, Refugees, and Migration

FY 2008 Summary of Major Activities Overseas Assistance & Refugee Admissions

10/24/08

Overseas Assistance

UNHCR	43.0%	\$490,391,507
ICRC	20.0%	\$228,262,137
UNRWA	16.2%	\$184,682,600
WFP	2.9%	\$32,795,000
IOM	2.4%	\$26,899,163
UNICEF	1.5%	\$16,550,000
WHO	0.8%	\$9,200,000
IFRC	0.5%	\$6,168,280
UNDP	0.1%	\$700,000
PAHO	0.0%	\$401,150
OCHA	0.0%	\$300,000
OAS	0.0%	\$30,000
Sub Total:		\$996,379,837
Non-Governmental Organizations	12.1%	\$138,099,123
Intra US Government/Other	0.5%	\$6,206,932
Overseas Assistance Total:		\$1,140,685,892

Refugee Admissions

Processing	\$93,596,854
Transportation	\$76,000,000
Reception & Placement	\$67,863,427
Refugee Admissions Total	\$237,460,281

Bureau of Population, Refugees, and Migration

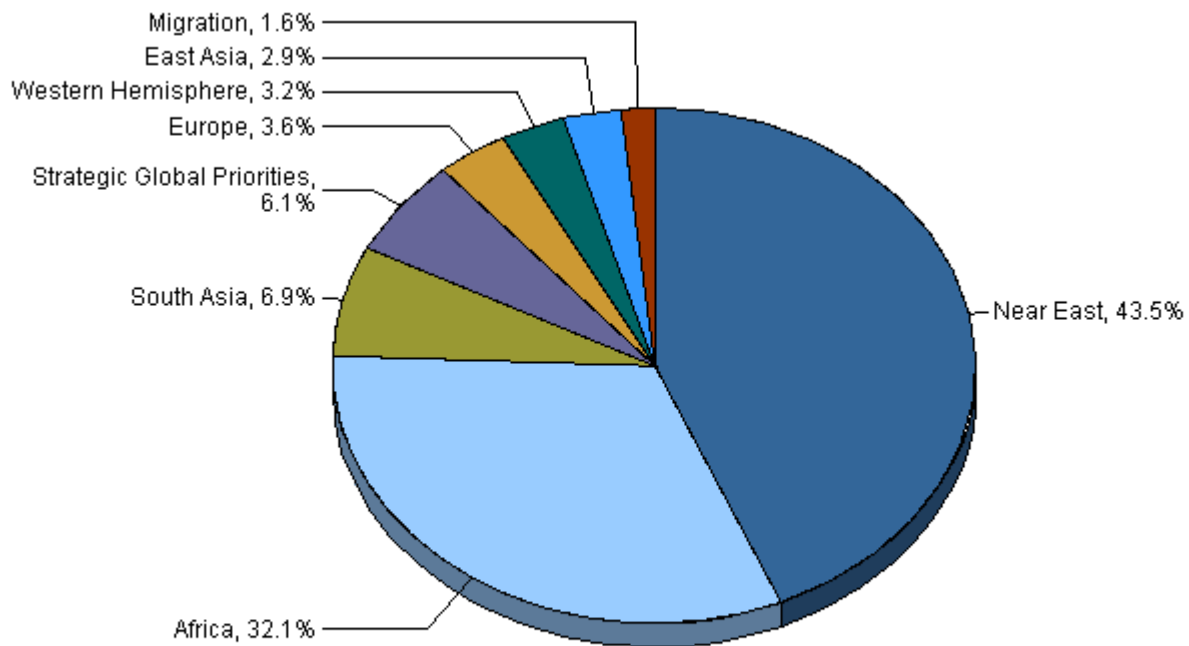
FY 2008 Summary of Major Activities

Overseas Assistance

10/24/08

Near East	43.5%	\$496,662,391
Africa	32.1%	\$366,004,219
South Asia	6.9%	\$78,357,595
Strategic Global Priorities	6.1%	\$70,125,674
Europe	3.6%	\$40,890,009
Western Hemisphere	3.2%	\$36,814,397
East Asia	2.9%	\$33,331,607
Migration	1.6%	\$18,500,000

Total: \$1,140,685,892



Bureau of Population, Refugees, and Migration

FY 2008 Summary of Major Activities

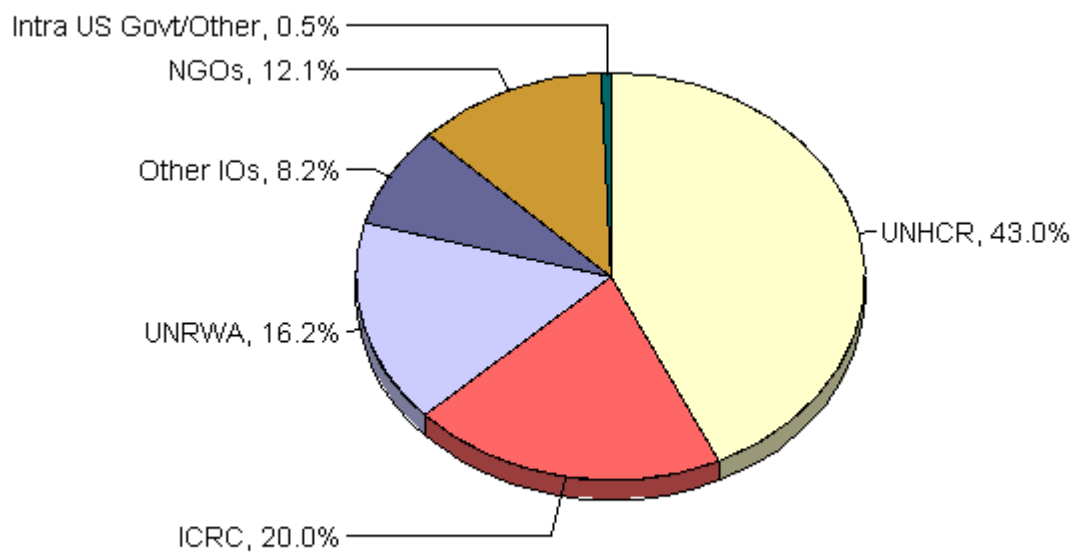
Overseas Assistance

10/24/08

UNHCR	43.0%	\$490,391,507
ICRC	20.0%	\$228,262,137
UNRWA	16.2%	\$184,682,600
Other IOs	8.2%	\$93,043,593
NGOs	12.1%	\$138,099,123
Intra US Govt/Other	0.5%	\$6,206,932

Total:

\$1,140,685,892



Bureau of Population, Refugees, and Migration

FY 2008 Summary of Major Activities

Refugee Admissions

10/24/08

Refugee Admissions

Processing	\$93,596,854
Transportation	\$76,000,000
Reception & Placement	\$67,863,427
Refugee Admissions Total	\$237,460,281

Bureau of Population, Refugees, and Migration

FY 2008 Summary of Major Activities

UNHCR

10/24/08

Overseas Assistance

Africa	\$187,323,901
Near East	\$182,827,631
Strategic Global Priorities	\$47,014,323
South Asia	\$31,622,041
Europe	\$21,150,610
East Asia	\$10,588,001
Western Hemisphere	\$9,865,000

Overseas Assistance Total: \$490,391,507

Admissions \$11,390,267

Grand Total: \$501,781,774

Bureau of Population, Refugees, and Migration

FY 2008 Summary of Major Activities

ICRC

10/24/08

Overseas Assistance

Africa	\$103,300,000
Near East	\$51,880,000
South Asia	\$24,682,137
Strategic Global Priorities	\$15,100,000
Western Hemisphere	\$12,700,000
Europe	\$11,900,000
East Asia	\$8,700,000

Grand Total:	\$228,262,137
---------------------	----------------------

Bureau of Population, Refugees, and Migration

FY 2008 Summary of Major Activities

IOM

10/24/08

Refugee Admissions

Processing	\$37,356,269
Transportation	\$76,000,000
Refugee Admissions Total:	\$113,356,269

Overseas Assistance

GTMO	\$1,814,934
Assessed/Tax Reimbursement	\$9,546,176
Voluntary Contribution	\$1,500,000
Regional Dialogues	\$3,798,400
Assistance to Vulnerable Migrants	\$3,625,424
Africa	\$2,700,000
East Asia	\$300,000
Europe	\$551,355
Near East	\$1,376,420
South Asia	\$186,529
Western Hemisphere	\$1,499,925
Overseas Assistance Total:	\$26,899,163

Administrative Expenses

Admin/EX	\$56,000
Administrative Expenses Total:	\$56,000

Grand Total:	\$140,311,432
---------------------	----------------------

Bureau of Population, Refugees, and Migration

FY 2008 Summary of Major Activities

UNRWA

10/24/08

Overseas Assistance	
General Fund	\$99,872,600
Emergency Appeals, of which:	<u>\$84,810,000</u>
West Bank and Gaza	\$57,000,000
Lebanon	\$27,810,000
Grand Total:	\$184,682,600

Bureau of Population, Refugees, and Migration

FY 2008 Summary of Major Activities

WFP

10/24/08

Overseas Assistance

Near East	\$15,400,000
Africa	\$12,625,000
South Asia	\$2,900,000
Western Hemisphere	\$1,300,000
Europe	\$570,000

Grand Total:	\$32,795,000
---------------------	---------------------

Bureau of Population, Refugees, and Migration
FY 2008 Summary of Major Activities
IFRC
10/24/08

Overseas Assistance	
Near East	\$4,740,000
Africa	\$1,350,000
Disaster Relief Emergency Fund	\$78,280
Grand Total:	\$6,168,280

Bureau of Population, Refugees, and Migration

FY 2008 Summary of Major Activities

UNICEF

10/24/08

Overseas Assistance

Near East	\$12,200,000
Africa	\$3,250,000
Europe	\$600,000
East Asia	\$500,000

Grand Total:	\$16,550,000
---------------------	---------------------

Bureau of Population, Refugees, and Migration

FY 2008 Summary of Major Activities

UNDP

10/24/08

Overseas Assistance	
Europe	\$700,000
Grand Total:	\$700,000

Bureau of Population, Refugees, and Migration

FY 2008 Summary of Major Activities

OCHA

10/24/08

Overseas Assistance	
ReliefWeb	\$300,000
Grand Total:	\$300,000

Bureau of Population, Refugees, and Migration

FY 2008 Summary of Major Activities

WHO

10/24/08

Overseas Assistance	
Near East	\$9,200,000

Grand Total:	\$9,200,000
---------------------	--------------------

Bureau of Population, Refugees, and Migration

FY 2008 Summary of Major Activities

PAHO

10/24/08

Overseas Assistance	
Western Hemisphere	\$401,150

Grand Total:	\$401,150
---------------------	------------------

Bureau of Population, Refugees, and Migration

FY 2008 Summary of Major Activities - NGOs by Region

Overseas Assistance

10/24/08

Organization	Total	Region						
		Africa	East Asia	Europe	N East	S Asia	SGP	W. Hemis
Adra	\$1,896,989	\$1,896,989						
Afghan Center	\$1,192,797					\$1,192,797		
Africare	\$700,000	\$700,000						
Agency For Technical Cooperation And Development	\$1,600,000	\$1,000,000				\$600,000		
Airserve International	\$1,898,324	\$1,898,324						
American Red Cross	\$908,911	\$350,777						\$558,134
American Refugee Committee	\$6,382,480	\$2,857,490	\$1,760,289			\$696,054	\$1,068,647	
Antares Foundation	\$309,720				\$309,720			
Catholic Relief Services	\$6,718,939	\$1,417,696		\$900,000	\$2,390,933	\$875,000	\$454,528	\$680,782
Center For Research On The Epidemiology Of Disasters	\$200,000						\$200,000	
Center For Victims Of Torture	\$2,410,275	\$1,397,285			\$1,012,990			
Christian Childrens Fund	\$1,123,931	\$723,934					\$399,997	
Christian Outreach Relief And Development	\$477,672	\$477,672						
Church World Service	\$1,359,301					\$1,359,301		
Cooperative For Assistance And Relief Everywhere	\$5,550,736	\$3,163,103			\$1,000,000	\$1,000,000	\$387,633	
Cooperative Housing Foundation	\$2,217,685						\$797,685	\$1,420,000
Counterpart International	\$599,913	\$599,913						
Danish Refugee Council	\$2,353,338			\$1,099,994	\$1,253,344			
Filmaid International	\$180,000	\$180,000						
Food For The Hungry, Inc	\$2,620,489	\$2,620,489						
Handicap International	\$590,000	\$290,000	\$300,000					
Hebrew Immigrant Aid Society	\$983,676	\$500,000						\$483,676
International Catholic Migration Commission	\$3,999,584				\$3,999,584			
International Medical Corps	\$24,110,692	\$10,030,460		\$600,000	\$10,117,145	\$1,811,980	\$1,551,107	
International Orthodox Christian Charities	\$3,800,000				\$3,800,000			
International Relief And Development	\$6,402,898	\$1,471,370		\$569,204	\$3,699,678			\$662,646
International Rescue Committee	\$27,423,158	\$9,121,031	\$8,836,000	\$599,999	\$3,812,457	\$1,995,488	\$2,411,770	\$646,413
Internews Network	\$800,000	\$800,000						
Jesuit Refugee Service/Usa	\$314,527	\$314,527						
Lutheran World Relief	\$765,868	\$765,868						
Mercy Corps	\$9,395,605		\$2,327,317	\$599,999	\$2,900,000	\$1,816,249	\$252,542	\$1,499,498
Mines Advisory Group	\$107,820	\$107,820						
Norwegian Refugee Council	\$1,650,000	\$1,650,000						
Pact Inc.	\$770,000	\$770,000						
Refugee Education Trust	\$850,000	\$850,000						
Relief International	\$500,000	\$500,000						
Save The Children Foundation	\$4,973,620	\$2,202,000		\$225,000		\$2,437,458	\$109,162	
Shelter For Life, Inc	\$800,008					\$800,008		
Tearfund	\$941,183	\$941,183						
The Mentor Initiative	\$450,000	\$450,000						
The Tibet Fund	\$3,178,682					\$3,178,682		
United Methodist Committee On Relief	\$800,000					\$800,000		
Women For Women	\$344,491					\$344,491		
World Concern Development Organization	\$449,860	\$449,860						
World Relief Corporation	\$940,951	\$940,951						
World Vision	\$2,055,000	\$1,455,000		\$600,000				
Total:	\$138,099,123	\$52,893,742	\$13,223,606	\$5,194,196	\$34,295,851	\$18,907,508	\$7,633,071	\$5,951,149

Bureau of Population, Refugees, and Migration

FY 2008 Summary of Major Activities - Julia V. Taft Refugee Fund

Overseas Assistance

10/24/08

Julia V. Taft Refugee Fund	Total	Region					
		Africa	East Asia	Europe	N East	S Asia	W. Hemis
Abidjan	\$20,000	\$20,000					
Addis Abab	\$21,687	\$21,687					
Baku	\$16,160			\$16,160			
Banjul	\$18,000	\$18,000					
Beirut	\$20,000				\$20,000		
Belgrade	\$20,000			\$20,000			
Bishkek	\$8,000			\$8,000			
Bujumbura	\$19,600	\$19,600					
Cotonou	\$19,700	\$19,700					
Damascus	\$20,000				\$20,000		
Djibouti	\$20,000	\$20,000					
Dushanbe	\$20,000			\$20,000			
Gaborone	\$20,000	\$20,000					
Harare	\$20,000	\$20,000					
Islamabad	\$19,400					\$19,400	
Kabul	\$19,980					\$19,980	
Kathmandu	\$20,000					\$20,000	
Kigali	\$20,000	\$20,000					
Kinshasa	\$20,000	\$20,000					
Kuala Lump	\$20,000		\$20,000				
Libreville	\$20,000	\$20,000					
Lilongwe	\$20,000	\$20,000					
Lusaka	\$15,600	\$15,600					
Moscow	\$20,000			\$20,000			
Nairobi	\$7,293	\$7,293					
Nouakchott	\$19,807	\$19,807					
Podgorica	\$20,000			\$20,000			
Pretoria	\$39,889	\$39,889					
San Jose	\$19,992						\$19,992
Sarajevo	\$20,000			\$20,000			
Skopje	\$19,965			\$19,965			
Tashkent	\$19,998			\$19,998			
Tbilisi	\$19,725			\$19,725			
Tel Aviv	\$19,889				\$19,889		
Windhoek	\$20,000	\$20,000					
Yaounde	\$20,000	\$20,000					
Yerevan	\$20,000			\$20,000			
Zagreb	\$20,000			\$20,000			
Total:	\$744,685	\$361,576	\$20,000	\$223,848	\$59,889	\$59,380	\$19,992

Bureau of Population, Refugees, and Migration

FY 2008 Summary of Major Activities Non-State Department U.S. Government/Other Overseas Assistance

10/24/08

Organization	Total	Region	
		Africa	W. Hemis
Broadcasting Board Of Governors/Voice Of America	\$200,000	\$200,000	
Department Of Homeland Security	\$3,262,247		\$3,262,247
Total:	\$3,462,247	\$200,000	\$3,262,247