

# Many Pathways to Renewable Hydrogen

presented at  
Power Gen: Renewable Energy & Fuels 2008

by  
Dr. Robert J. Remick  
NREL Center Director  
Hydrogen Technologies and Systems Center

NREL/PR-560-42691

Presented at POWER-GEN Renewable Energy and Fuels 2008 conference held February 19-21, 2008 in Las Vegas, Nevada.

# Why Renewable Hydrogen?

- Virtually any primary energy source can be turned into hydrogen opening up the possibility of hydrogen becoming a universal fuel.
- Renewable Hydrogen contributes to our National energy objectives

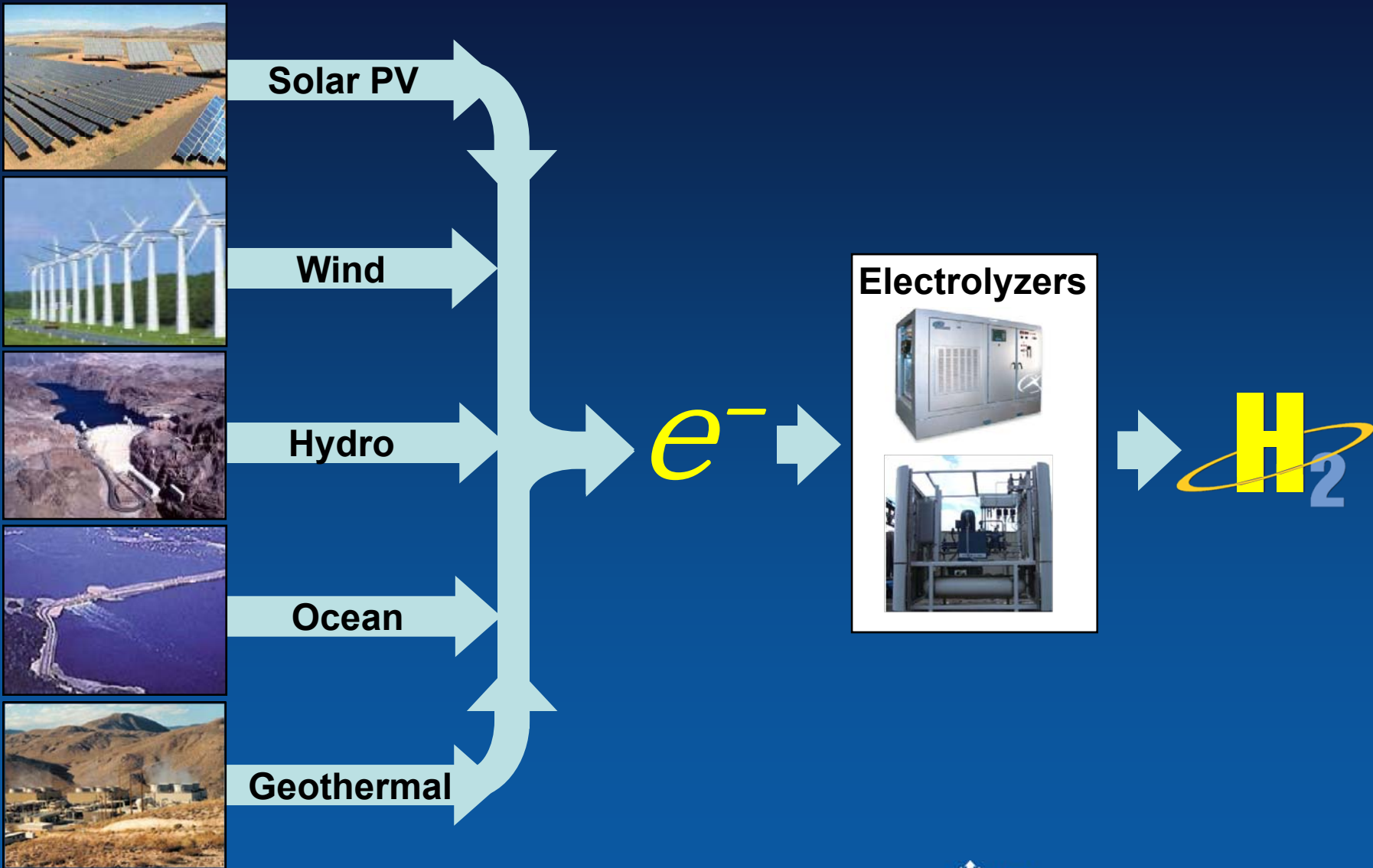
**Energy Security**

**Environmental  
Stewardship**

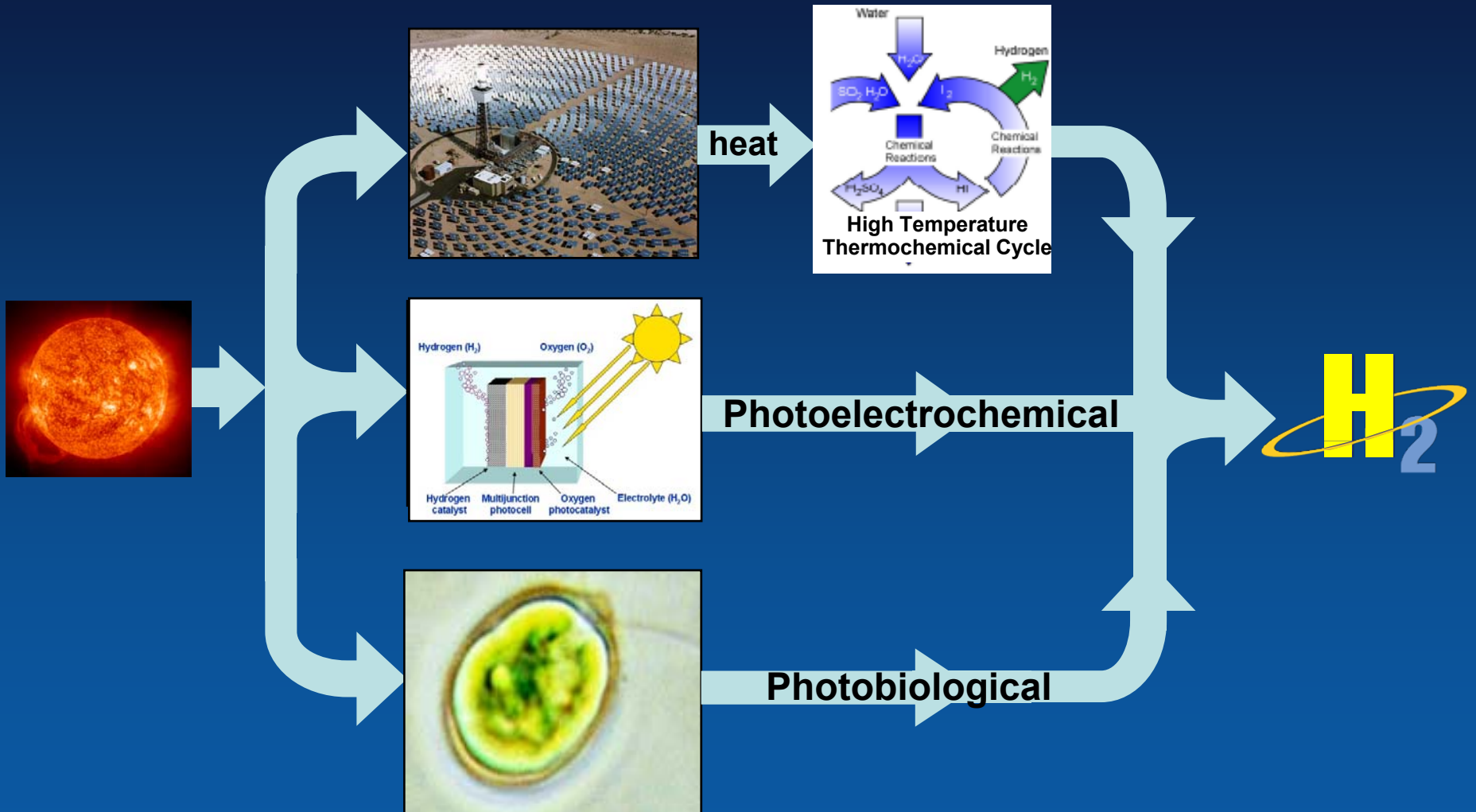
**Economic  
Competitiveness**

- Using hydrogen as an energy vector helps mitigate the intermittency of renewable energy sources by providing opportunities for storage.

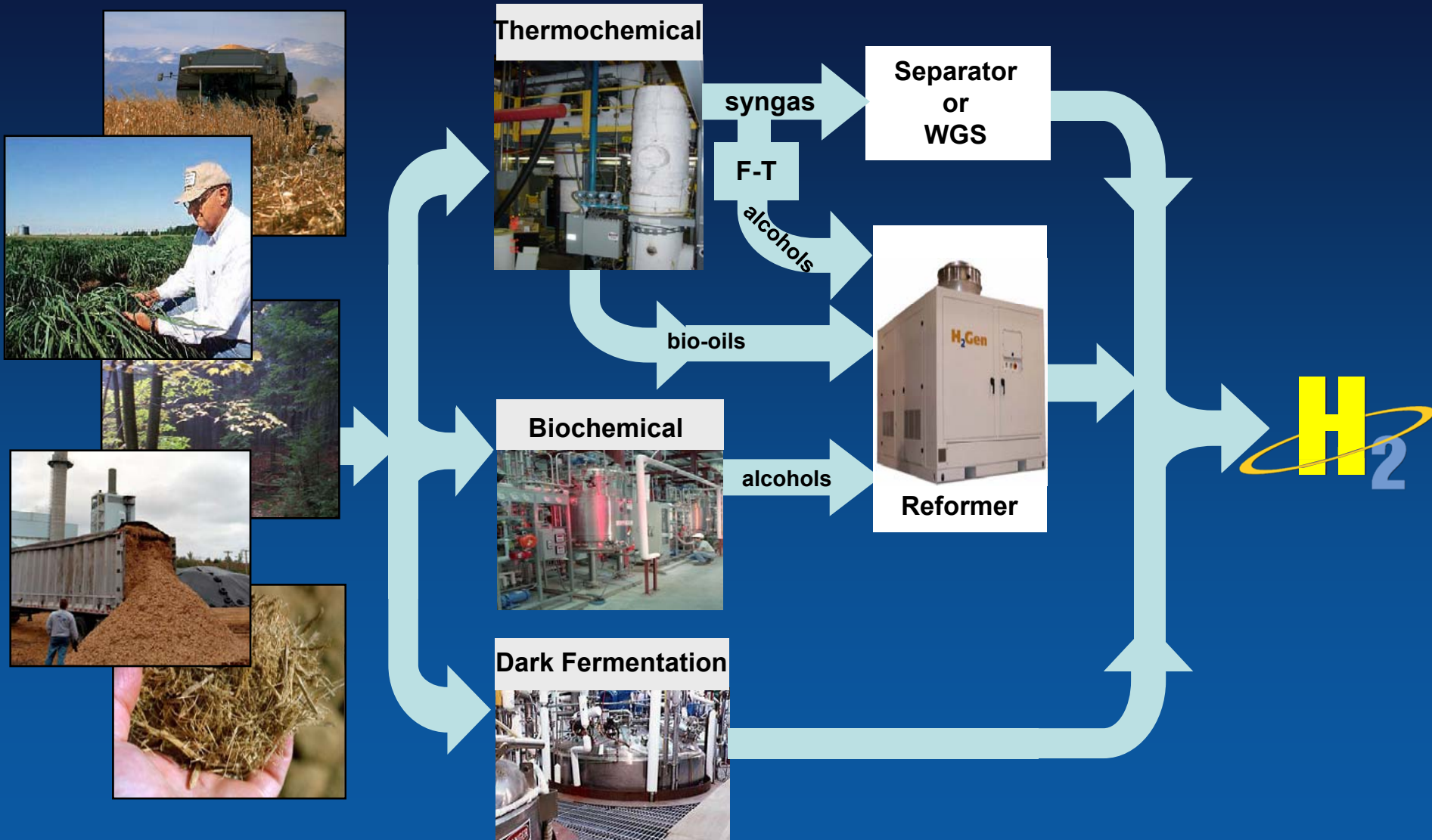
# Electrolysis Pathways



# Non-PV Solar Pathways

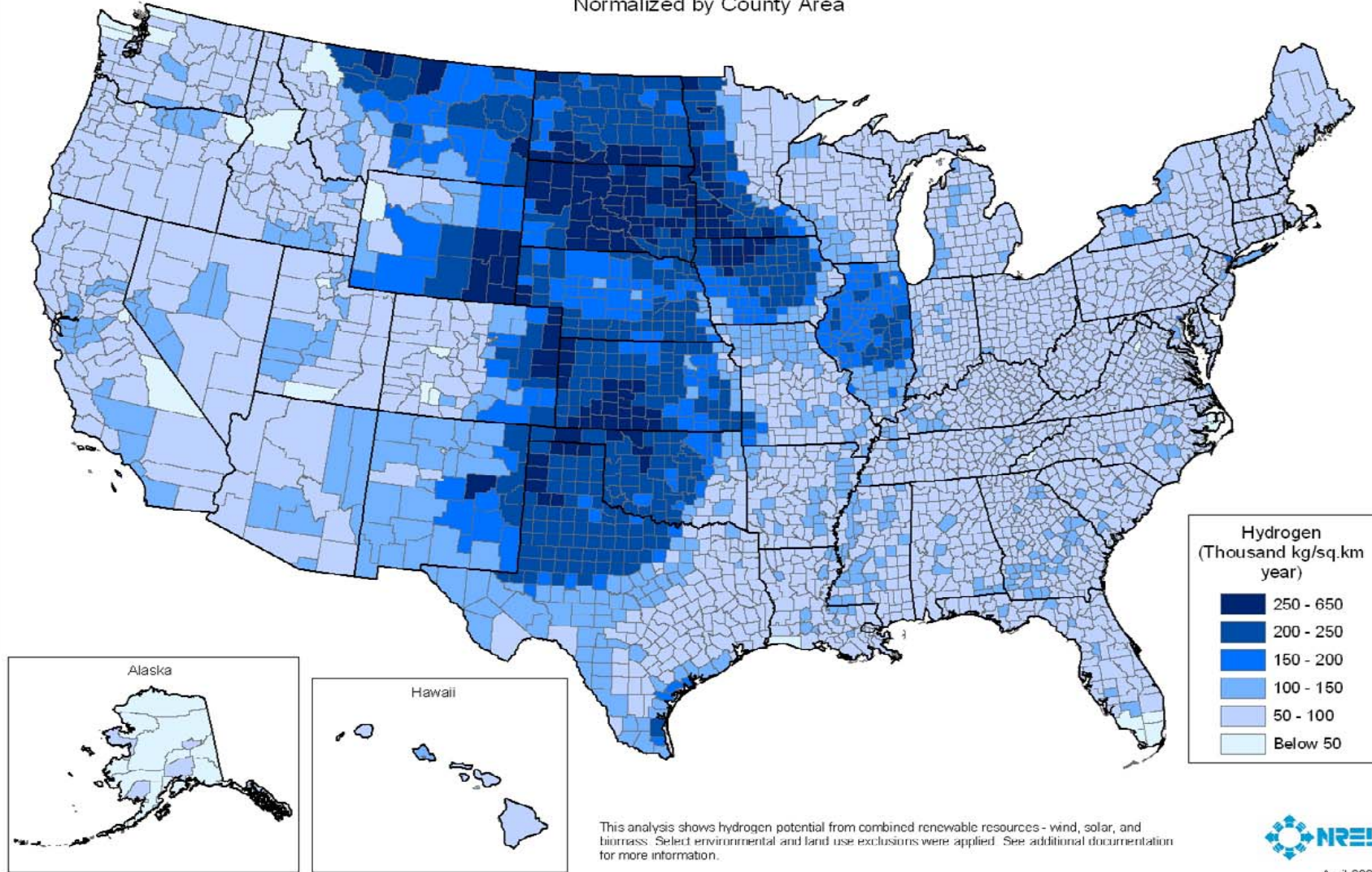


# Biomass Pathways



# Hydrogen Potential From Renewable Resources

Total kg of Hydrogen per County  
Normalized by County Area



April 2006

# Barriers to Implementation

- General / Marketplace
  - Viewed as long term – *20 to 30 years out*
  - Hydrogen use viewed with trepidation by public
  - Current hydrogen production costs higher than conventional fuels
- Technological
  - Numerous technical challenges for each of the renewable pathways
  - Limited industry interest and investment in R&D

# NREL Supports DOE's Hydrogen Program Goals for 2015

## Production




**\$2.00 - 3.00/kg**  
(pathway independent)

## Onboard Storage



**300 mile range**

## Fuel Cell



**\$30/kw**



# NREL Hydrogen Technology Thrusts



Hydrogen production



Hydrogen delivery



Hydrogen storage



Hydrogen manufacturing



Fuel cells




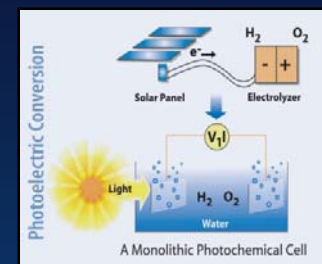
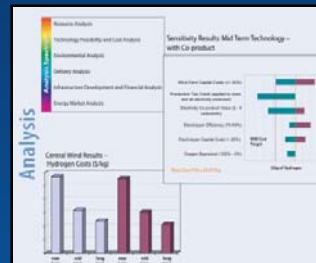
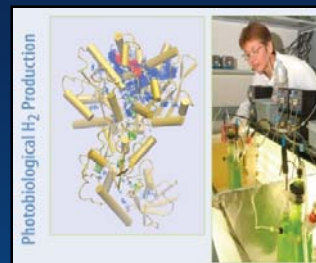
Technology validation



Safety, codes, & standards



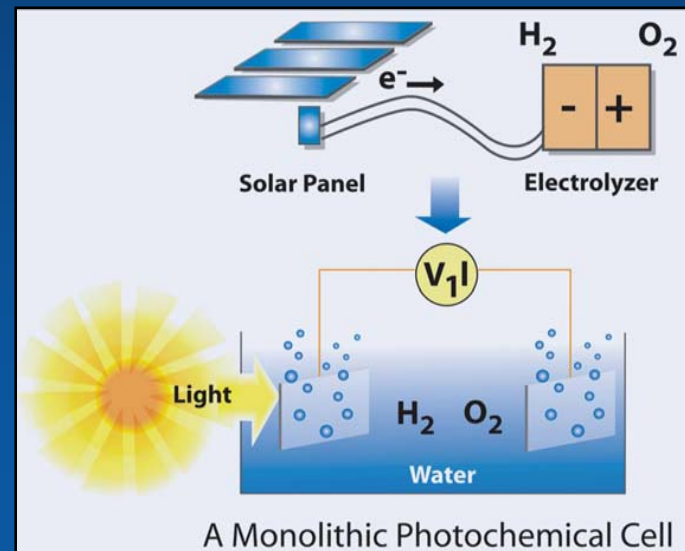
Analysis



# H<sub>2</sub> Production: Photoelectrochemical

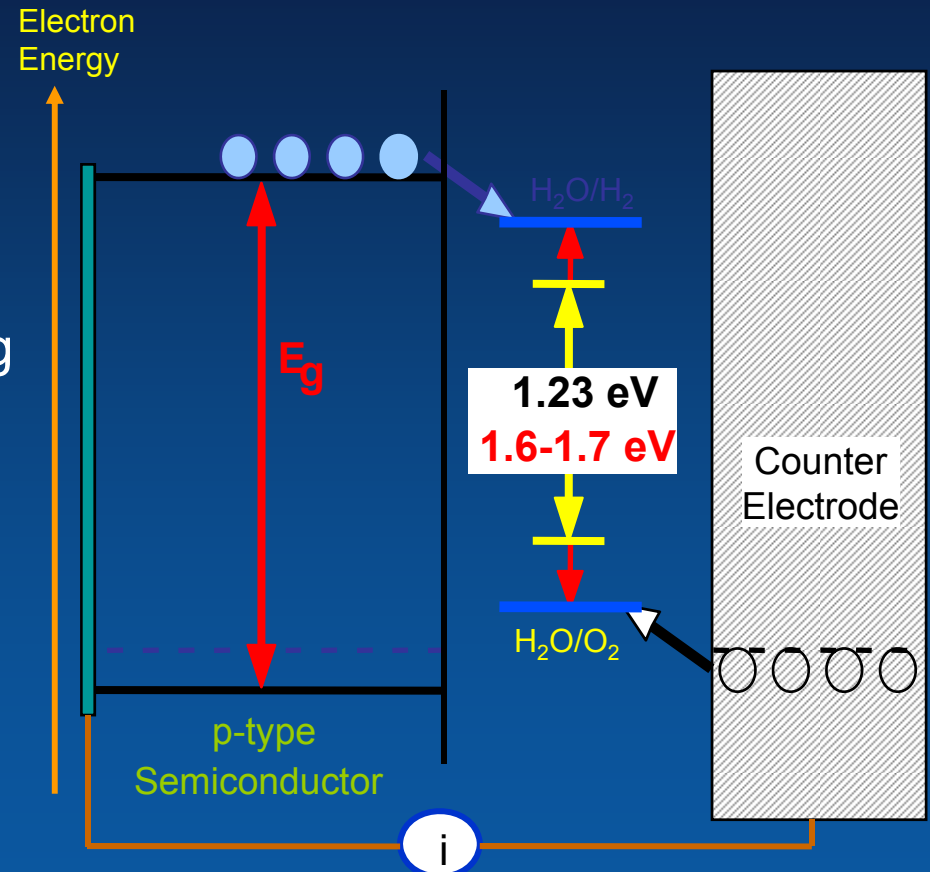
Photoelectrochemical materials are specialized semiconductors that use energy from sunlight to dissociate water molecules into hydrogen and oxygen.

Work involves identifying and developing durable and efficient photoelectrochemical materials, devices, and systems.



# Semiconducting Materials Research


- Targeted material characteristics
  - Band gap absorbs major portion of solar spectra
  - Durable (10-year lifetime) in aqueous solution
  - Able to drive water-splitting reaction
- Current materials under consideration
  - Metal oxides ( $\text{TiO}_2$ ,  $\text{WO}_3$ ,  $\text{Fe}_2\text{O}_3$ ,  $\text{ZnO}$ )
  - Group III-V materials ( $\text{GaInP}_2$ ,  $\text{GaNP}$ )
  - Thin films ( $\text{SiC}$ ,  $\text{CuInSSe}$ ,  $\text{SiN}$ )



# H<sub>2</sub> Production: Photobiological

Hydrogen is produced from water using sunlight and specialized microorganisms such as green algae and cyanobacteria.

These microorganisms consume water and photoproduce hydrogen as a byproduct of their natural metabolic processes.



# H<sub>2</sub> Production: Fermentation

Fermentation technologies are used to convert renewable biomass resources such as corn stover, sugarcane residue, and switch grass into hydrogen.

Work is investigating **the** direct fermentation of cellulose and hemicellulose as feedstock for hydrogen production.



# Hydrogen Production from Corn Stover

Steam explosion

Hemicellulose

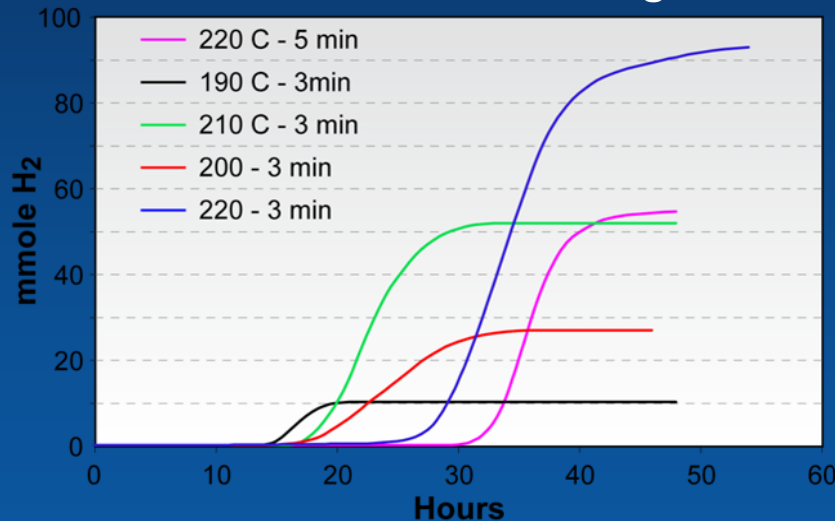


Lignocellulose

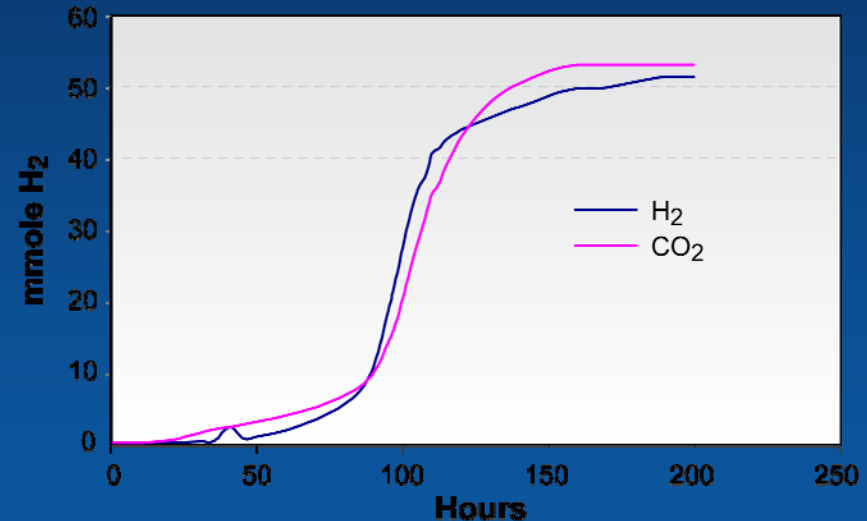


Sewage  
sludge

*Clostridium  
thermocellum*



H<sub>2</sub> molar yield: 2.8  
260 ml H<sub>2</sub>/ hr / reactor



H<sub>2</sub> molar yield: 2.2  
45 ml H<sub>2</sub>/ hr / reactor

# H<sub>2</sub> Production: Biomass Pyrolysis


Biomass pyrolysis produces a liquid product—bio-oil—that contains a wide spectrum of components that can be efficiently produced, stored, and shipped to a site for renewable hydrogen production.



# H<sub>2</sub> Production: Biomass Gasification

Biomass is converted into syngas—a gaseous mixture of CO, hydrogen, and other compounds—by applying heat in the presence of steam and oxygen.

Work is addressing gasification yields, gas compositions, and contaminant removal for centralized hydrogen production.


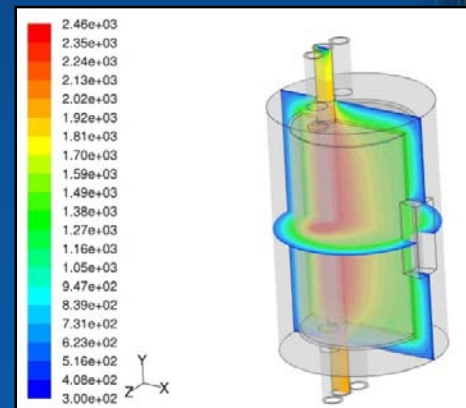





# H<sub>2</sub> Production: Solar Thermochemical

A solar concentrator uses mirrors to capture and focus sunlight to produce temperatures up to 2,000°C.

This high-temperature heat drives thermochemical water-splitting reactions that produce hydrogen.

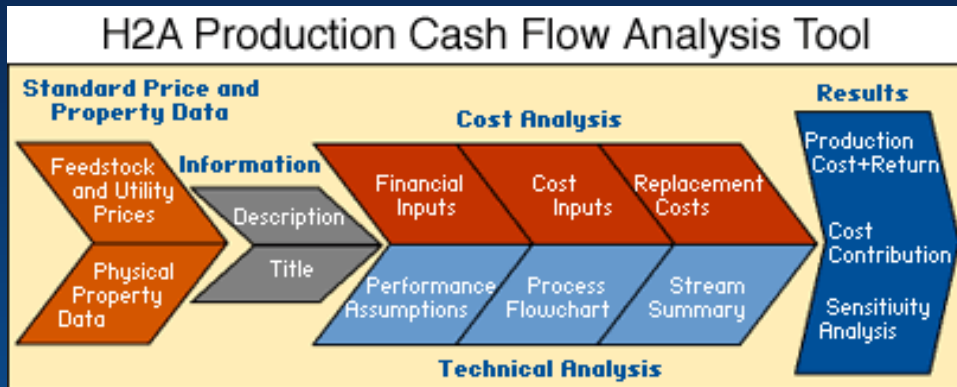


# DOE Top-Level Cost Goals

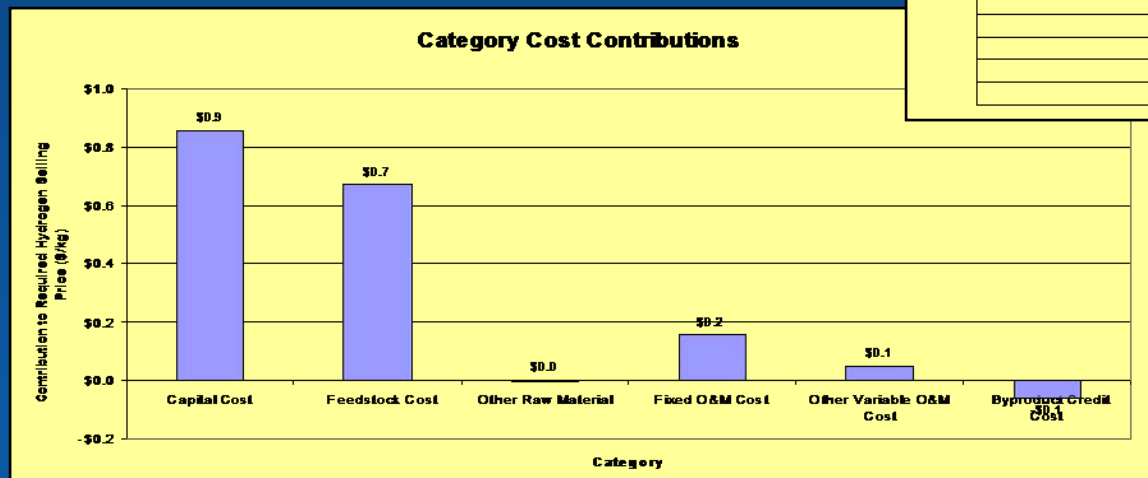
Goal \ Year	2012	2017	2018
Distributed reformation of biomass-derived renewable liquids	\$3.80/gge (delivered, untaxed) at the pump	<\$3.00/gge (delivered, untaxed) at the pump	
Distributed electrolysis	\$3.70/gge (delivered)	<\$3.00/gge (delivered)	
Central wind electrolysis	\$3.10/gge at plant gate (\$4.80/gge delivered)	<\$2.00/gge at plant gate (<\$3.00/gge delivered)	
Biomass gasification	\$1.60/gge at the plant gate (<\$3.30/gge delivered)	\$1.10/gge at the plant gate (\$2.10/gge delivered)	
High-temp Solar thermochemical cycles		\$3.00/gge at the plant gate (\$4.00/gge delivered)	Verify the potential to be competitive in the long term
Photoelectrochemical and photobiological			Verify the feasibility to be competitive in the long term

# H2A Cash Flow Model

- [http://www.hydrogen.energy.gov/h2a\\_analysis.html](http://www.hydrogen.energy.gov/h2a_analysis.html)



	Base Case	H2A Guidelines
Reference \$ Year (in half-decade increments)	2000	2000
Assumed Start-up Year	2005	2005, 2015, 2030
After-Tax Real IRR (%)	10%	10%
Depreciation Type (MACRS, Straight Line)	MACRS	MACRS
Depreciation Schedule Length (No. of Years)	20	20
Analysis Period (years)	40	40
Plant Life (years)	40	40
Assumed Inflation Rate (%)	1.90%	1.90%
State Income Taxes (%)	6.0%	6%
Federal Income Taxes (%)	35.0%	35%
Effective Tax Rate (%)	38.9%	
Design Capacity at 100% Capacity (kg of H2/day)	-	
Operating Capacity Factor (%)	90%	Varies according to case
Plant Output (kg H2/day)	-	
Plant Output (kg H2/year)	-	
% Equity Financing	100%	100%
% Debt Financing	0%	0%



# H2A Production Cases

(Currently Available on Web)

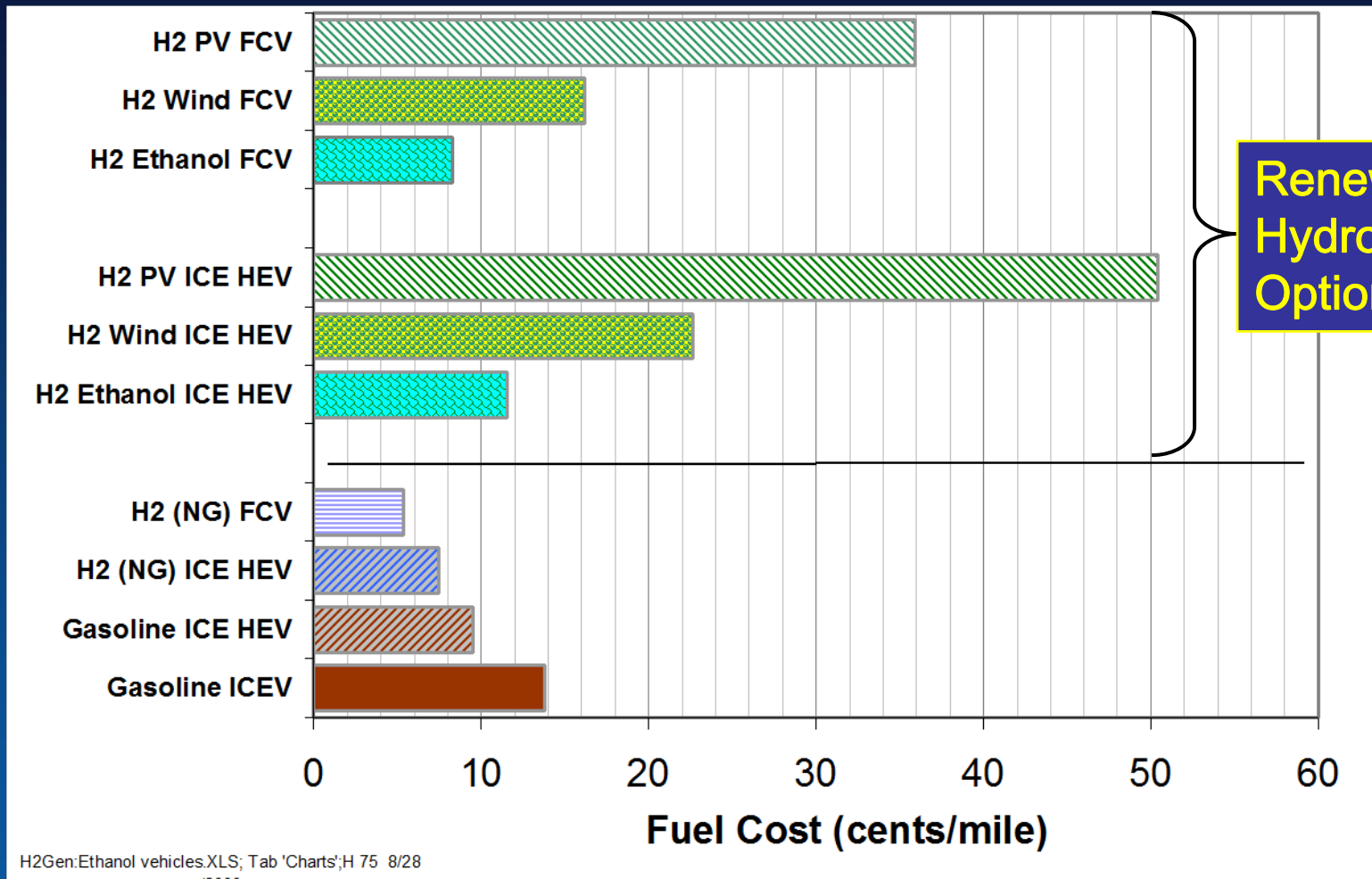
## Central Production of Hydrogen (>50,000 kg/day of hydrogen)

- **Coal: Hydrogen Production w CO<sub>2</sub> Sequestration**
- **Coal: Hydrogen Production w/o CO<sub>2</sub> Sequestration**
- **Natural Gas: Hydrogen Production w CO<sub>2</sub> Sequestration**
- **Natural Gas: Hydrogen Production w/o CO<sub>2</sub> Sequestration**
- **Biomass Gasification for Hydrogen Production**
- **Wind Electrolysis: Hydrogen Production only**
- **Wind Electrolysis: Hydrogen and Electricity Production**

## Forecourt Production of Hydrogen

- **Natural Gas Reforming (100 kg/day)**
- **Natural Gas Reforming (1500 kg/day)**
- **Electrolysis via Grid (100 kg/day)**
- **Electrolysis via Grid (1500 kg/day)**

# Fuel Costs per Mile



H2Gen:Ethanol vehicles.XLS; Tab 'Charts';H 75 8/28 /2006

Assumptions: Gasoline = \$2.90/gallon; Ethanol = \$1.50/gallon; PV = 20 cents/kWh for 7 hours/day; Wind = 5 cents/kWh for 12 hours/day; Gasoline-HEV fuel economy = 1.45 X ICEV; H2-HEV fuel economy = 1.71 x ICEV; FCV fuel economy = 2.38 X ICEV  
 [DOE cost parameters: 11% annual capital recovery, 90% capacity factor, NG = \$3.97/MBTU (HHV), Electricity= 7 cents/kWh]

# Way Ahead

- Need for more H<sub>2</sub> users to stimulate market
  - Stationary/portable fuel cell users
  - Fuel Cell vehicles and transit buses
  - Federal/State governments in role of early adopters
- More industry involvement in demos and R&D
- Federal/State policies and incentives
- Universal set of Codes and Standards
- Ramp up education efforts
  - C&S Officials
  - Federal & State officials (DOTs & EPAs)
  - First responders

# Diverse Energy Sources . . .

