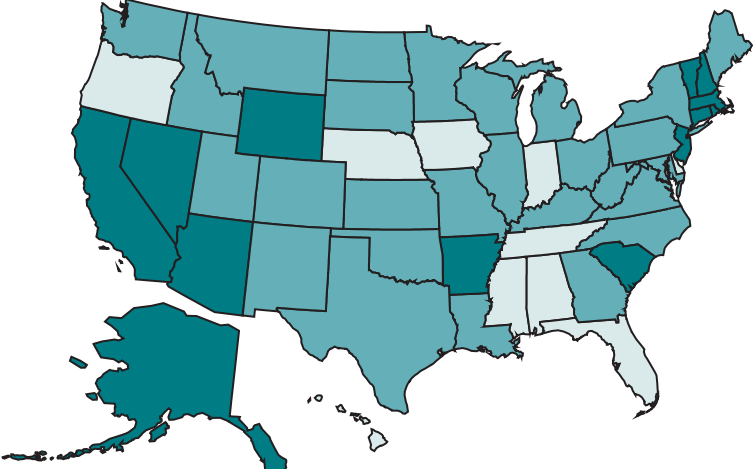
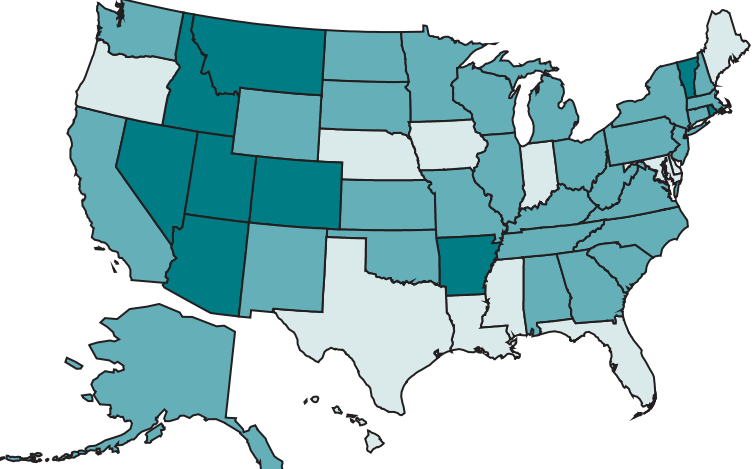


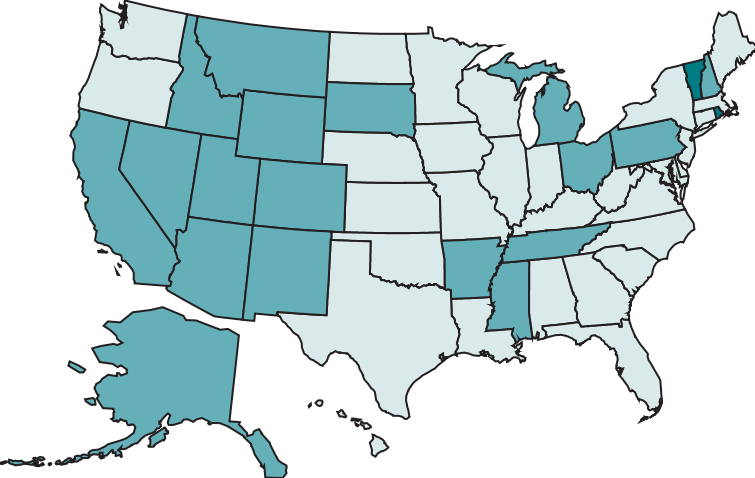
Figure 6-6. Pneumoconiotic agents: Percent of exposures exceeding the NIOSH recommended exposure limits by state, MSHA metal/nonmetal mine samples, 1979-1999



1979 - 1988	
% > REL	No. of States
 > 25	13
 > 10 to 25	27
 0 to 10	10
 < 10 samples	1



1989 - 1992	
% > REL	No. of States
 > 25	9
 > 10 to 25	29
 0 to 10	12
 < 10 samples	1



1993 - 1999	
% > REL	No. of States
 > 25	2
 > 10 to 25	18
 0 to 10	30
 < 10 samples	1

REL - recommended exposure limit

NOTE: See appendices for source description, methods, and agents.

SOURCE: Mine Safety and Health Administration (MSHA) metal/nonmetal mine data