

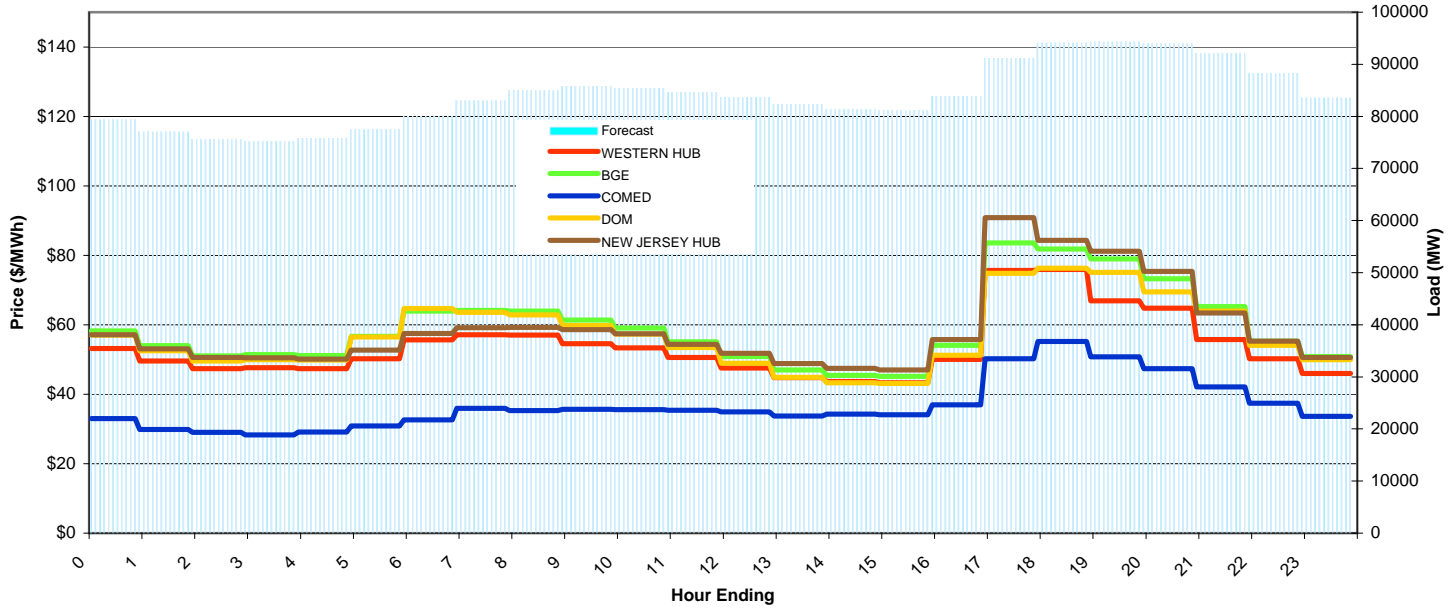
# PJM Daily Report

Report for: 1/1/2009

Price Color Codes: ≤0 ≥100 ≥200

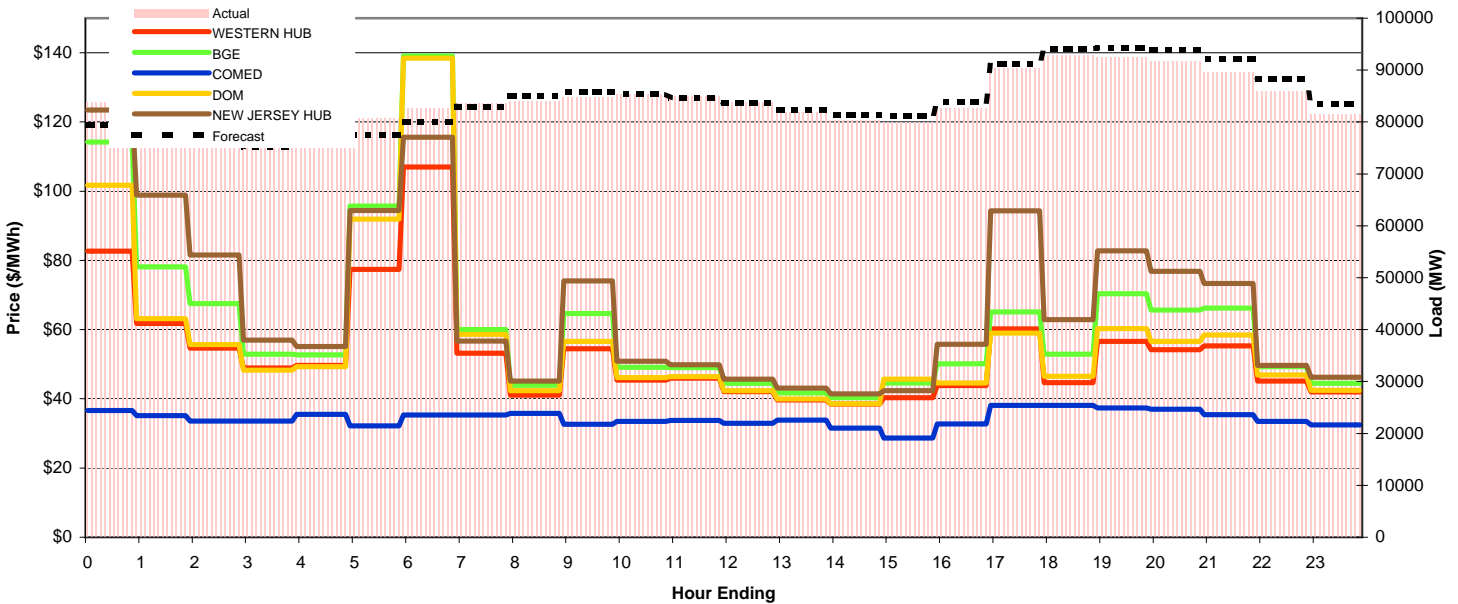
## Day-Ahead Prices and Forecast Load

	HE1	HE2	HE3	HE4	HE5	HE6	HE7	HE8	HE9	HE10	HE11	HE12	HE13	HE14	HE15	HE16	HE17	HE18	HE19	HE20	HE21	HE22	HE23	HE24	avg all/peak
WESTERN HUB	53.14	49.60	47.40	47.60	47.39	50.19	55.66	57.12	57.05	54.59	53.38	50.61	47.59	44.76	43.67	43.34	50.00	75.60	75.89	66.92	64.75	55.72	50.21	46.01	54 / 56
BGE	58.239	53.954	51.033	51.444	51.174	56.653	63.92	64.166	63.976	61.39	59.056	55.06	50.86	46.993	45.397	45.16	54.13	83.56	81.844	78.978	73.213	65.236	55.324	50.85	59 / 62
COMED	32.98	29.821	29.063	28.249	29.116	30.828	32.574	35.942	35.27	35.632	35.545	35.408	34.883	33.728	34.235	34.114	36.901	50.249	55.162	50.776	47.369	42.15	37.398	33.586	37 / 40
DOM	57.043	52.555	49.525	49.984	49.844	56.501	64.662	63.572	62.851	59.775	57.315	53.449	48.907	44.843	43.324	43.121	51.186	74.845	76.324	75.055	69.477	63.97	54.046	49.896	57 / 59
NEW JERSEY HUB	57.08	53.09	50.56	50.46	50.12	52.67	57.50	59.17	59.26	58.64	57.39	54.40	51.77	48.83	47.50	47.03	55.77	90.81	84.28	81.20	75.38	63.37	55.26	50.56	59 / 62
DA Forecast	79.4	77.0	75.6	75.2	75.8	77.5	80.0	83.0	84.9	85.8	85.4	84.7	83.6	82.4	81.4	81.1	83.8	91.2	94.1	94.3	93.9	92.1	88.3	83.5	84 / 87



## Preliminary Real-Time Prices with Forecasted and Actual System Load

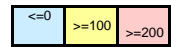
	HE1	HE2	HE3	HE4	HE5	HE6	HE7	HE8	HE9	HE10	HE11	HE12	HE13	HE14	HE15	HE16	HE17	HE18	HE19	HE20	HE21	HE22	HE23	HE24	avg all/peak
WESTERN HUB	82.64	61.73	54.67	48.89	49.70	77.44	107.04	53.15	41.02	54.46	45.39	46.00	42.03	39.67	38.44	40.34	43.87	60.19	44.67	56.63	54.17	55.34	45.16	42.00	54 / 48
BGE	114.2	78.167	67.508	52.884	52.726	95.676	139.09	60.065	43.927	64.661	49.114	49.016	44.516	41.697	40.337	44.603	50.078	65.086	52.928	70.401	65.66	66.257	49.266	44.48	63 / 54
COMED	36.591	35.101	33.574	33.532	35.5	32.22	35.336	35.357	35.773	32.68	33.441	33.754	32.935	33.852	31.569	28.7	32.772	38.115	38.069	37.381	37.014	35.449	33.449	32.49	34 / 34
DOM	101.7	63.149	55.64	48.294	49.285	91.897	138.43	58.594	42.35	56.564	46.139	46.441	42.343	39.98	38.551	45.677	44.56	58.97	46.496	60.329	56.556	58.431	46.895	42.486	57 / 49
NEW JERSEY HUB	123.42	98.84	81.60	56.93	55.12	94.46	115.60	56.68	45.17	74.08	50.90	49.82	45.71	43.09	41.40	42.34	55.72	94.33	62.88	82.75	76.83	73.34	49.68	46.24	67 / 59
Percent Forecast	5.21	5.51	5.38	4.90	4.45	4.10	3.18	0.76	-1.13	-1.20	-0.12	0.44	0.08	-0.52	-1.37	-1.51	-1.34	-0.97	-1.39	-1.89	-2.43	-2.84	-2.70	-2.51	
RTLoad	83.726	81.538	79.938	79.115	79.352	80.76	82.614	83.624	83.995	84.794	85.281	85.024	83.704	81.944	80.283	79.91	82.706	90.303	92.794	92.554	91.682	89.574	85.972	81.499	



# PJM Daily Report

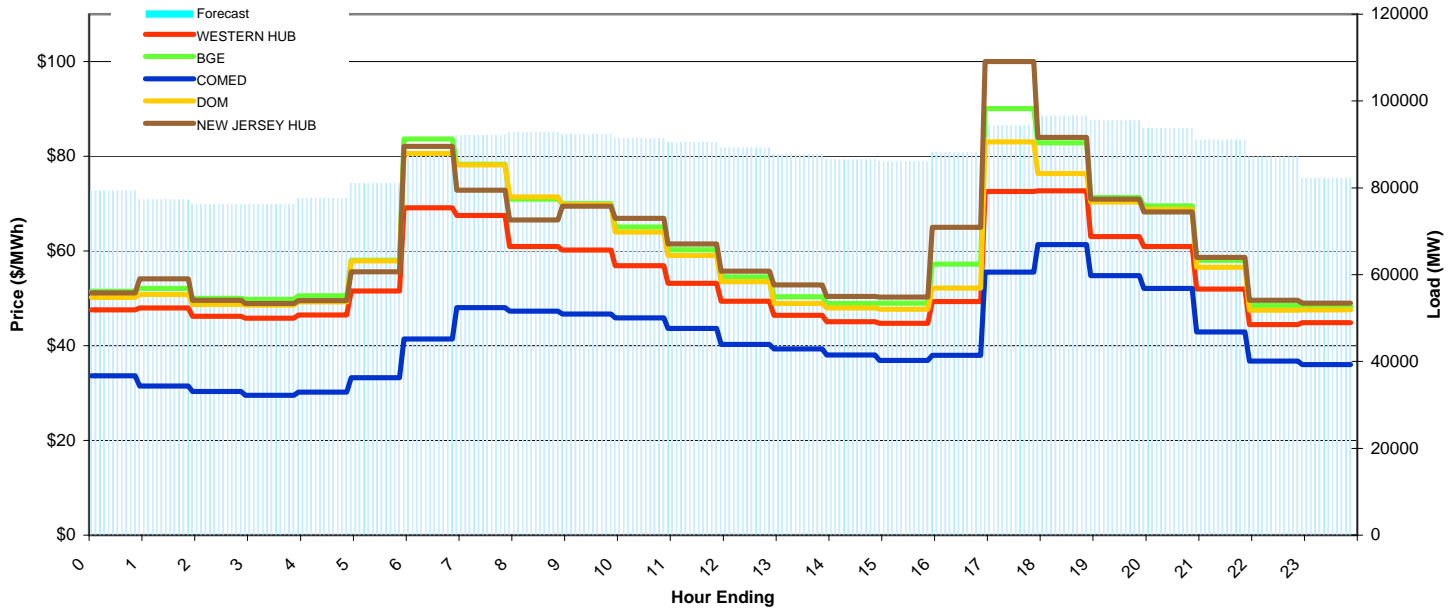
Report for: 1/2/2009

Price Color Codes:



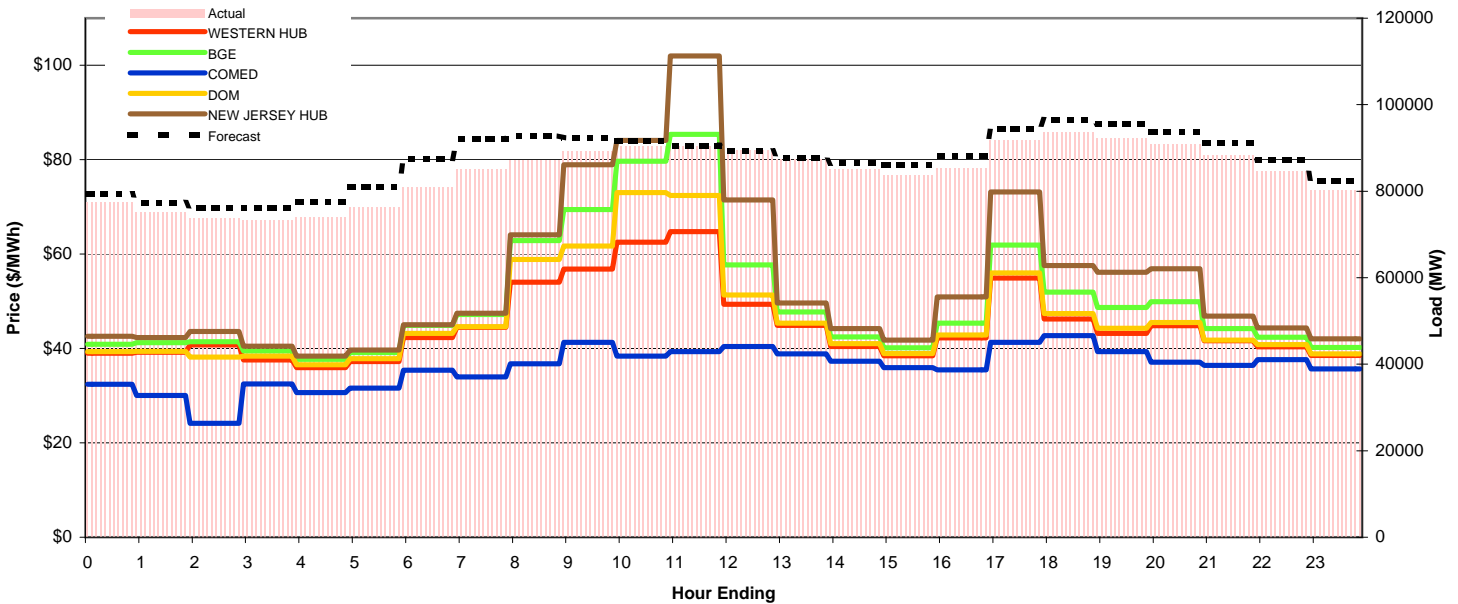
## Day-Ahead Prices and Forecast Load

	HE1	HE2	HE3	HE4	HE5	HE6	HE7	HE8	HE9	HE10	HE11	HE12	HE13	HE14	HE15	HE16	HE17	HE18	HE19	HE20	HE21	HE22	HE23	HE24	avg all/peak
WESTERN HUB	47.58	47.95	46.20	45.84	46.45	51.54	69.14	67.52	60.97	60.22	56.86	53.15	49.42	46.44	45.07	44.72	49.34	72.56	72.72	63.07	60.92	51.94	44.43	44.86	54 / 56
BGE	51.497	52.095	50.016	49.791	50.533	58.073	83.681	78.341	70.932	70.008	65.074	60.288	54.551	50.346	48.897	48.953	57.225	90.087	82.82	71.291	69.528	58.049	48.547	48.316	61 / 64
COMED	33.65	31.487	30.341	29.535	30.207	33.232	41.429	48.059	47.283	46.719	45.851	43.669	40.274	39.336	38.053	36.878	37.952	55.553	61.325	54.775	52.086	42.874	36.727	35.987	41 / 45
DOM	50.203	50.816	48.72	48.554	49.231	57.888	80.62	78.169	71.416	69.831	64.015	59.022	53.492	48.938	47.939	47.696	52.13	83.066	76.342	70.314	68.77	56.567	47.521	47.554	60 / 62
NEW JERSEY HUB	51.12	54.14	49.56	48.95	49.54	55.59	82.07	72.82	66.57	69.48	66.90	61.46	55.72	52.84	50.42	50.25	65.02	100.02	83.97	70.98	68.25	58.63	49.60	49.02	62 / 65
DA Forecast	79.3	77.3	76.1	76.1	77.6	81.0	87.6	92.1	92.8	92.3	91.5	90.5	89.2	87.7	86.5	86.1	88.1	94.4	96.5	95.5	93.8	91.0	87.1	82.3	87 / 91



## Preliminary Real-Time Prices with Forecasted and Actual System Load

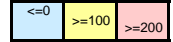
	HE1	HE2	HE3	HE4	HE5	HE6	HE7	HE8	HE9	HE10	HE11	HE12	HE13	HE14	HE15	HE16	HE17	HE18	HE19	HE20	HE21	HE22	HE23	HE24	avg all/peak
WESTERN HUB	38.99	39.19	40.76	37.60	35.95	37.24	42.35	44.47	54.06	56.80	62.56	64.80	49.40	44.87	40.44	38.43	42.28	54.96	46.23	43.19	44.81	41.63	40.32	38.54	45 / 48
BGE	40.884	41.229	41.444	39.454	37.685	39.135	44.884	47.178	62.86	69.412	79.689	85.389	57.703	47.732	42.421	40.163	45.338	61.944	51.929	48.672	49.935	44.237	42.372	40.215	50 / 55
COMED	32.398	30.053	24.109	32.459	30.675	31.628	35.379	34.005	36.736	41.316	38.417	39.3	40.431	38.84	37.289	35.971	35.489	41.268	42.701	39.341	37.114	36.44	37.636	35.67	36 / 38
DOM	39.357	39.408	38.167	38.352	36.546	37.814	43.226	44.657	58.856	61.711	73.056	72.416	51.331	45.401	41.001	38.9	42.864	56.003	47.373	44.271	45.475	41.79	40.823	38.855	47 / 50
NEW JERSEY HUB	42.59	42.33	43.58	40.49	38.40	39.68	45.01	47.49	64.10	78.95	84.10	102.03	71.49	49.64	44.21	41.78	50.92	73.18	57.59	56.16	56.90	46.84	44.38	42.07	54 / 61
Percent Forecast	-2.43	-3.06	-3.15	-3.70	-4.86	-6.12	-8.24	-8.38	-6.41	-3.51	-1.29	-0.08	0.26	-0.23	-1.64	-2.86	-3.23	-2.90	-3.27	-3.47	-3.32	-3.02	-2.95	-2.63	
RTLoad	77.401	74.985	73.787	73.397	73.977	76.355	80.893	84.994	87.18	89.185	90.333	90.47	89.428	87.474	85.102	83.726	85.302	91.779	93.488	92.287	90.745	88.375	84.654	80.169	



# PJM Daily Report

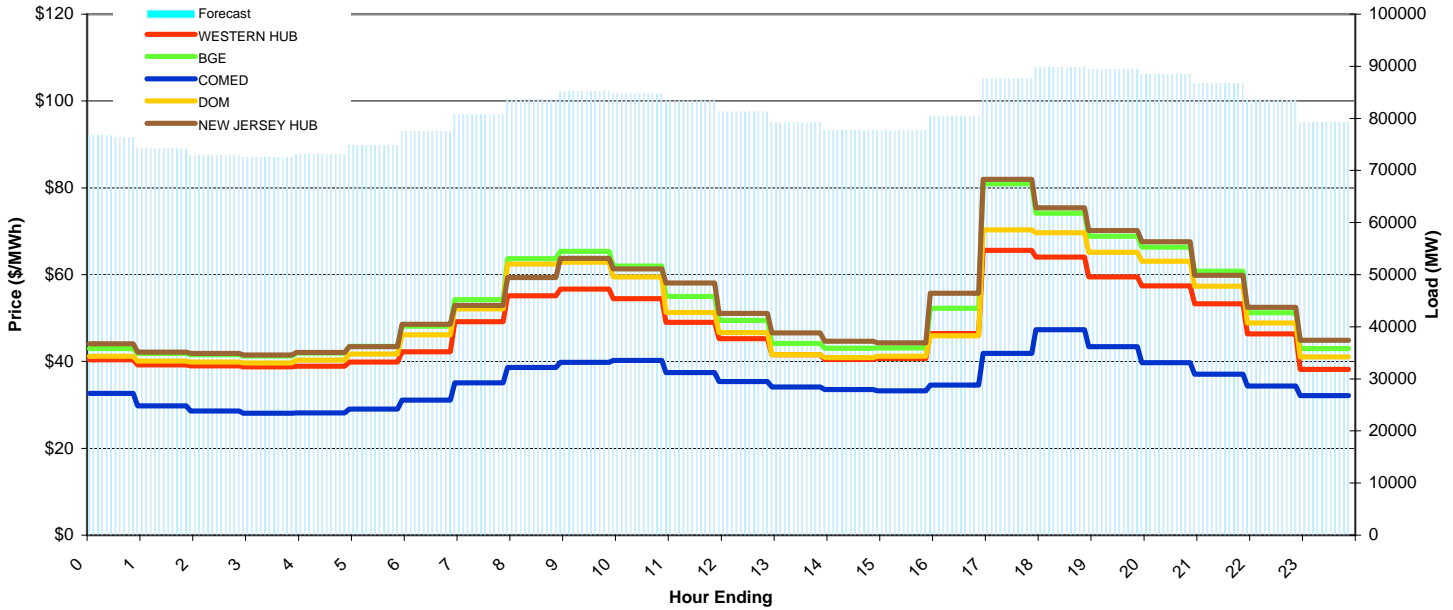
Report for: 1/3/2009

Price Color Codes:



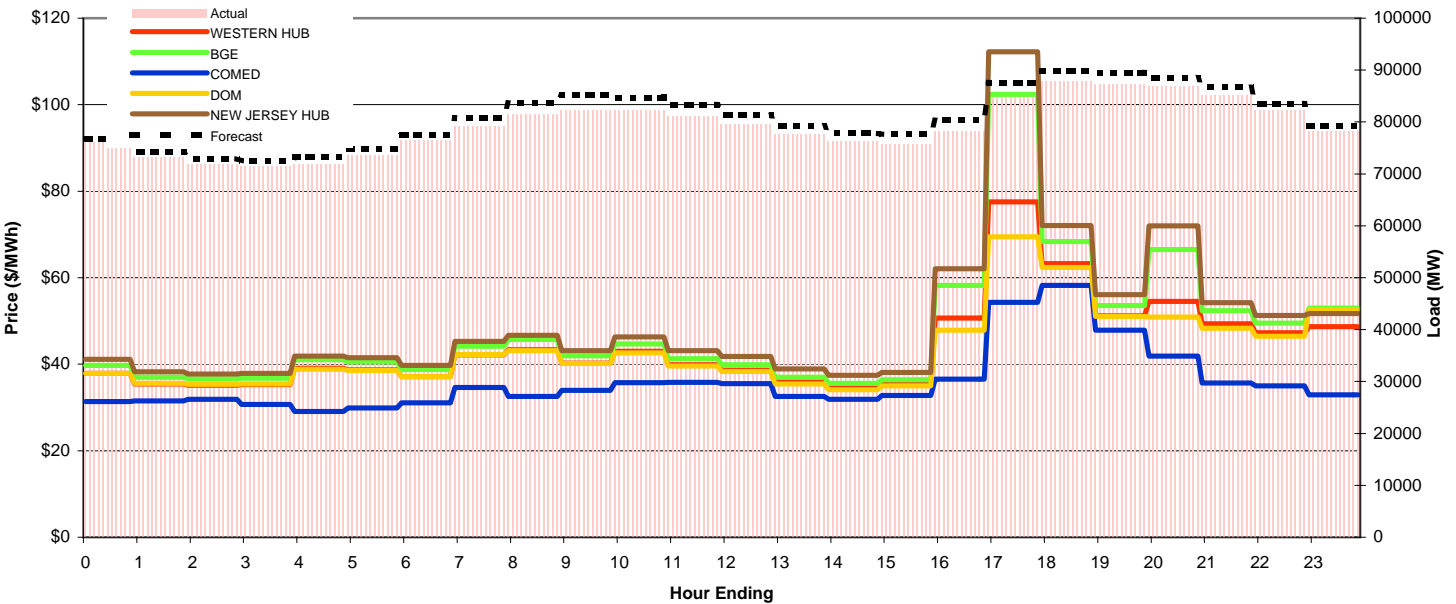
## Day-Ahead Prices and Forecast Load

	HE1	HE2	HE3	HE4	HE5	HE6	HE7	HE8	HE9	HE10	HE11	HE12	HE13	HE14	HE15	HE16	HE17	HE18	HE19	HE20	HE21	HE22	HE23	HE24	avg all/peak
WESTERN HUB	40.38	39.21	39.02	38.77	38.93	39.85	42.25	49.18	55.10	56.70	54.49	49.04	45.28	41.55	40.48	40.68	46.47	65.60	64.04	59.48	57.45	53.33	46.38	38.16	48 / 52
BGE	43.005	41.852	41.55	41.267	41.968	43.495	48.146	54.234	63.658	65.415	61.994	54.972	49.424	44.122	43.014	43.155	52.227	80.92	74.128	68.87	66.373	60.83	51.262	42.957	53 / 58
COMED	32.681	29.756	28.62	28.06	28.157	29.057	31.115	35.06	38.603	39.774	40.219	37.447	35.361	34.161	33.568	33.234	34.552	41.855	47.335	43.445	39.746	37.095	34.371	32.111	35 / 38
DOM	41.231	40.104	39.864	39.626	40.285	41.699	46.12	52.092	62.397	62.845	59.517	51.296	46.692	41.564	40.915	41.205	45.938	70.314	69.651	65.182	63.105	57.378	48.894	41.081	50 / 55
NEW JERSEY HUB	44.11	42.13	41.87	41.46	42.07	43.42	48.55	52.89	59.37	63.73	61.32	58.10	51.07	46.57	44.64	44.27	55.69	81.98	75.42	70.17	67.60	59.88	52.50	44.89	54 / 59
DA Forecast	76.8	74.2	72.9	72.5	73.2	74.8	77.5	80.7	83.7	85.1	84.7	83.3	81.2	79.2	77.8	77.6	80.4	87.6	89.8	89.5	88.5	86.7	83.5	79.3	81 / 84



## Preliminary Real-Time Prices with Forecasted and Actual System Load

	HE1	HE2	HE3	HE4	HE5	HE6	HE7	HE8	HE9	HE10	HE11	HE12	HE13	HE14	HE15	HE16	HE17	HE18	HE19	HE20	HE21	HE22	HE23	HE24	avg all/peak
WESTERN HUB	37.88	35.47	35.13	35.30	39.06	38.70	37.11	42.16	43.34	40.27	42.95	39.90	38.61	35.85	34.54	35.30	50.67	77.56	63.29	51.20	54.54	49.33	47.25	48.68	44 / 47
BGE	39.692	36.97	36.585	36.78	41.025	40.551	38.788	44.181	45.687	41.984	44.678	41.246	39.843	36.981	35.554	36.407	58.234	102.36	68.388	53.571	66.526	52.347	49.491	53.007	48 / 51
COMED	31.369	31.488	31.91	30.672	29.1	29.888	31.067	34.632	32.588	33.922	35.77	35.841	35.521	32.572	31.872	32.751	36.57	54.314	58.249	47.843	41.86	35.626	34.974	32.89	36 / 38
DOM	37.854	35.619	35.388	35.415	38.855	38.579	37.172	42.225	43.134	40.158	42.582	39.58	38.328	35.413	34.083	34.979	47.849	69.49	62.382	51.07	50.902	48.319	46.437	52.604	43 / 45
NEW JERSEY HUB	41.17	38.27	37.75	37.88	41.88	41.54	39.76	45.31	46.71	43.14	46.33	43.10	41.79	38.95	37.41	38.11	62.07	112.26	72.04	56.10	72.02	54.21	51.27	51.68	50 / 54
Percent Forecast	-1.04	-1.38	-1.57	-1.60	-1.95	-1.68	-1.42	-1.93	-2.56	-3.51	-3.13	-2.65	-2.01	-1.93	-2.08	-2.50	-2.78	-2.48	-2.20	-2.37	-1.89	-1.78	-1.45	-1.33	
RTLoad	76.009	73.151	71.799	71.376	71.781	73.604	76.379	79.19	81.596	82.238	82.156	81.184	79.64	77.694	76.202	75.75	78.23	85.471	87.895	87.389	86.881	85.179	82.332	78.271	



# PJM Daily Report

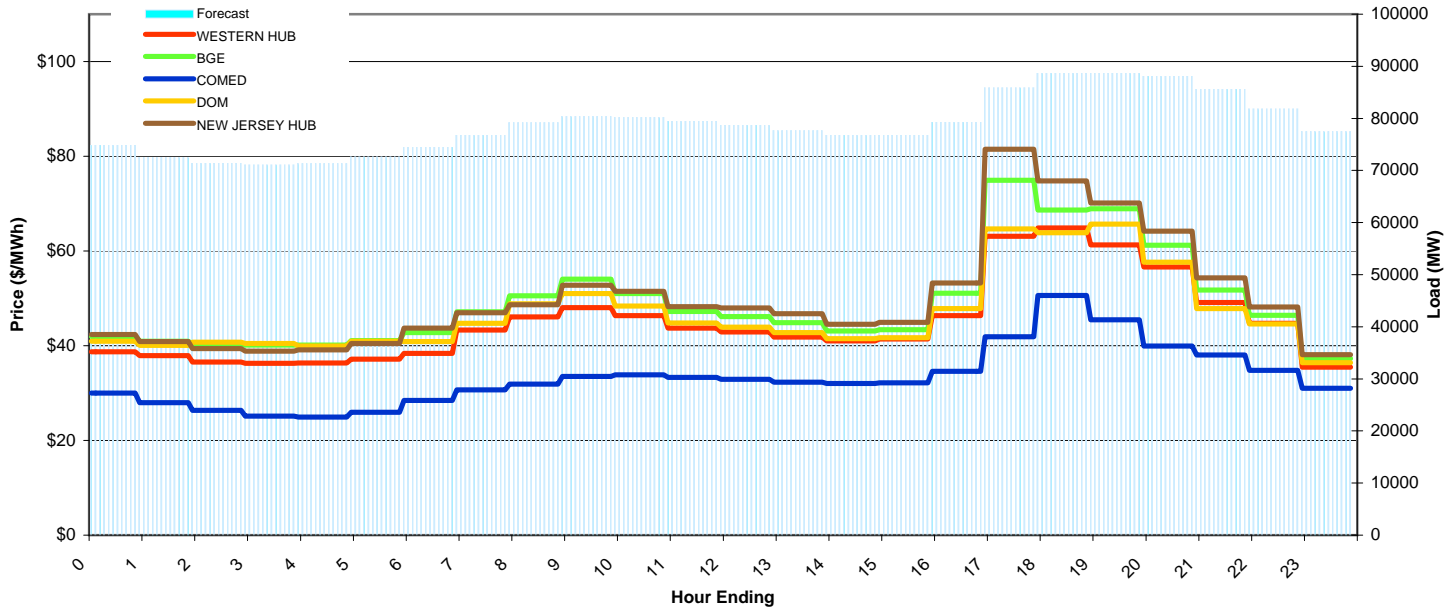
Report for: 1/4/2009

Price Color Codes:

<=0	>=100	>=200
-----	-------	-------

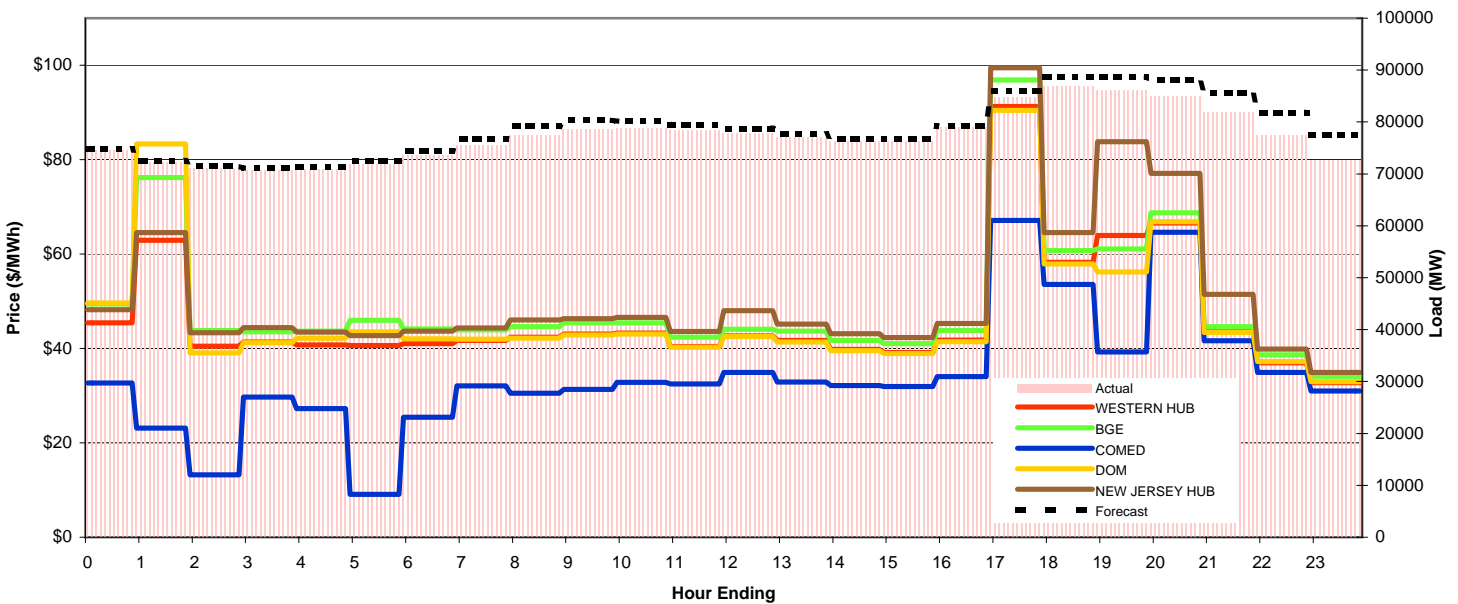
## Day-Ahead Prices and Forecast Load

	HE1	HE2	HE3	HE4	HE5	HE6	HE7	HE8	HE9	HE10	HE11	HE12	HE13	HE14	HE15	HE16	HE17	HE18	HE19	HE20	HE21	HE22	HE23	HE24	avg all/peak
WESTERN HUB	38.71	37.91	36.58	36.27	36.32	37.19	38.40	43.31	46.09	48.02	46.37	43.73	42.90	41.82	41.03	41.39	46.38	63.08	64.87	61.26	56.59	49.15	44.74	35.44	45 / 49
BGE	41.939	40.918	40.355	40.121	40.152	41.11	42.781	47.13	50.527	54.049	51.025	47.219	46.152	44.85	43.098	43.35	51.069	74.961	68.651	68.924	61.229	51.763	46.442	37.279	49 / 53
COMED	30.015	28.003	26.378	25.123	24.926	25.958	28.455	30.666	31.893	33.483	33.875	33.283	32.924	32.282	32.03	32.165	34.625	41.86	50.581	45.502	39.902	38.011	34.798	30.99	33 / 36
DOM	40.944	40.078	40.71	40.464	39.907	40.958	40.883	44.758	48.824	51.011	48.386	44.812	43.937	42.74	41.49	41.699	47.863	64.631	63.831	65.689	57.613	47.842	44.584	36.451	47 / 50
NEW JERSEY HUB	42.38	40.85	39.40	38.86	39.15	40.49	43.71	46.98	48.67	52.77	51.47	48.25	47.97	46.75	44.53	44.94	53.23	81.46	74.79	70.11	64.22	54.34	48.21	38.11	50 / 55
DA Forecast	74.9	72.5	71.4	71.1	71.3	72.6	74.5	76.8	79.2	80.4	80.2	79.4	78.7	77.6	76.7	76.8	79.2	85.9	88.7	88.7	88.1	85.6	81.8	77.5	79 / 81



## Preliminary Real-Time Prices with Forecasted and Actual System Load

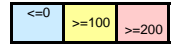
	HE1	HE2	HE3	HE4	HE5	HE6	HE7	HE8	HE9	HE10	HE11	HE12	HE13	HE14	HE15	HE16	HE17	HE18	HE19	HE20	HE21	HE22	HE23	HE24	avg all/peak
WESTERN HUB	45.43	62.97	40.49	41.37	40.74	40.64	41.04	41.72	42.41	43.03	43.25	40.43	42.63	41.70	39.81	39.11	41.74	91.29	58.29	63.92	66.58	43.53	36.98	32.79	47 / 49
BGE	49.432	76.207	43.782	43.531	43.695	45.965	44.149	43.959	44.647	45.411	45.451	42.357	44.109	43.687	41.677	41.005	43.777	96.879	60.739	61.091	68.753	44.626	38.665	34.129	49 / 50
COMED	32.717	23.094	13.24	29.699	27.278	9.0547	25.45	32.092	30.526	31.32	32.806	32.504	34.949	32.911	32.174	31.937	34.021	67.132	53.602	39.266	64.626	41.645	34.897	30.996	34 / 39
DOM	49.651	83.367	39.038	41.25	42.211	43.551	42.054	41.977	42.15	42.885	43.043	40.276	42.5	41.353	39.533	38.912	41.458	90.455	57.935	56.206	66.889	43.392	37.244	32.98	48 / 48
NEW JERSEY HUB	48.22	64.55	43.33	44.43	43.47	42.71	43.69	44.38	46.07	46.32	46.62	43.60	47.98	45.16	43.10	42.32	45.27	99.46	64.59	83.80	77.14	51.49	39.85	34.95	51 / 54
Percent Forecast	-0.50	-0.41	-0.36	-0.42	-0.57	-0.98	-1.27	-1.62	-2.28	-2.31	-1.78	-1.21	-1.10	-0.86	-0.62	-0.57	-0.32	-1.17	-2.12	-2.98	-3.61	-4.69	-5.60	-6.53	
RTLoad	74.501	72.176	71.176	70.779	70.927	71.875	73.557	75.576	77.42	78.545	78.746	78.491	77.849	76.987	76.24	76.337	78.988	84.862	86.872	86.164	85	81.804	77.481	72.703	



# PJM Daily Report

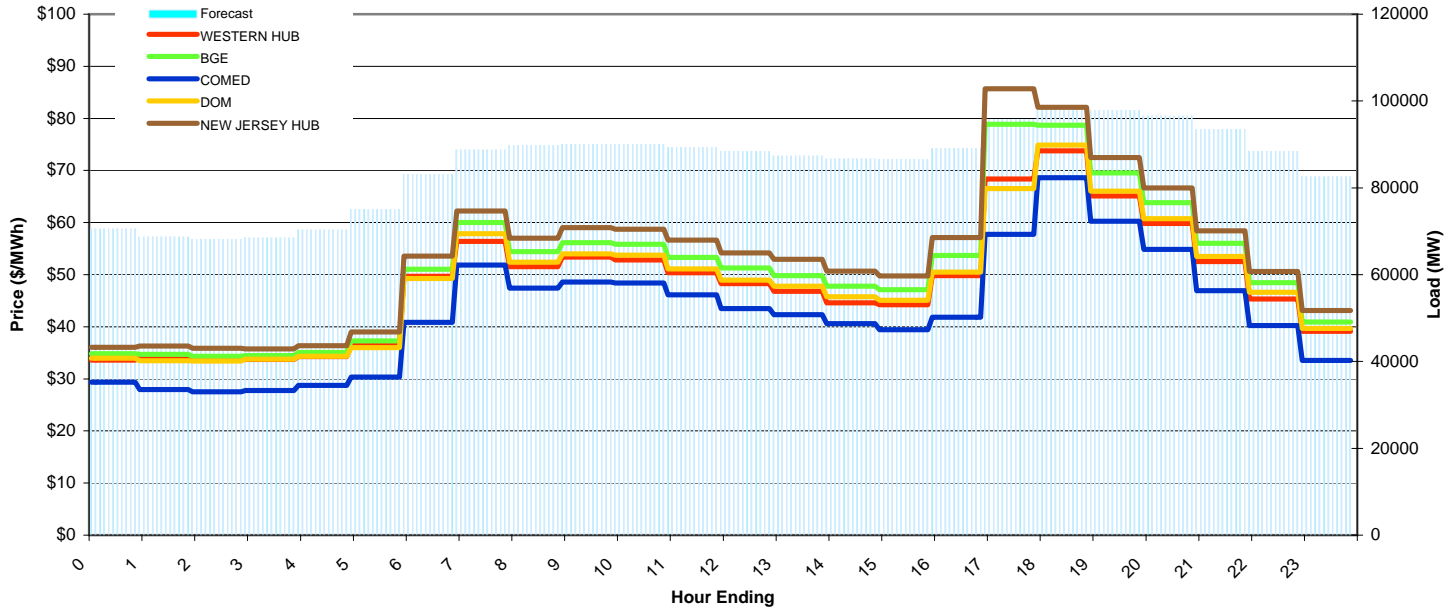
Report for: 1/5/2009

Price Color Codes:



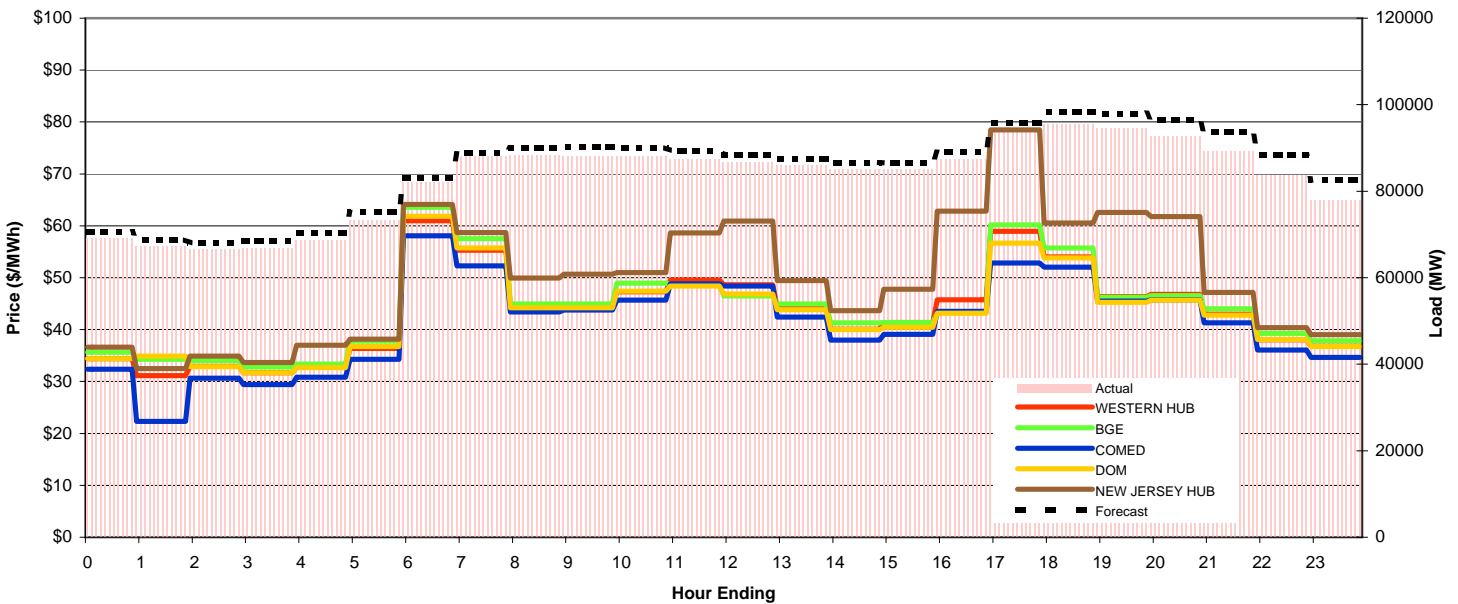
## Day-Ahead Prices and Forecast Load

	HE1	HE2	HE3	HE4	HE5	HE6	HE7	HE8	HE9	HE10	HE11	HE12	HE13	HE14	HE15	HE16	HE17	HE18	HE19	HE20	HE21	HE22	HE23	HE24	avg all/peak
WESTERN HUB	33.60	34.07	33.72	33.70	34.28	36.52	49.69	56.36	51.55	53.40	52.84	50.35	48.28	46.79	44.61	44.23	49.81	68.35	73.77	65.08	59.85	52.54	45.33	39.11	48 / 54
BGE	34.803	34.716	34.357	34.448	35.103	37.287	51.047	59.987	54.405	56.171	55.823	53.313	51.298	49.834	47.778	47.138	53.708	78.843	78.666	69.535	63.792	55.995	48.488	40.902	51 / 58
COMED	29.39	27.941	27.519	27.773	28.723	30.326	40.877	51.844	47.411	48.612	48.404	46.131	43.5	42.297	40.607	39.423	41.841	57.745	68.636	60.254	54.847	46.938	40.208	33.565	43 / 49
DOM	33.995	33.476	33.387	33.79	34.349	35.97	49.287	57.853	52.386	54.013	53.739	51.13	48.979	47.793	45.735	45.063	50.462	66.51	74.854	66.022	60.719	53.478	46.604	39.655	49 / 55
NEW JERSEY HUB	36.08	36.31	35.85	35.74	36.39	39.00	53.57	62.19	56.97	59.05	58.70	56.63	54.19	52.97	50.69	49.77	57.13	85.66	82.11	72.50	66.62	58.42	50.61	43.12	54 / 61
DA Forecast	70.5	68.7	68.1	68.5	70.3	75.1	83.2	88.8	89.9	90.1	90.0	89.4	88.4	87.4	86.7	86.5	89.1	95.8	98.4	97.9	96.6	93.6	88.4	82.6	85 / 91



## Preliminary Real-Time Prices with Forecasted and Actual System Load

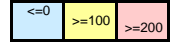
	HE1	HE2	HE3	HE4	HE5	HE6	HE7	HE8	HE9	HE10	HE11	HE12	HE13	HE14	HE15	HE16	HE17	HE18	HE19	HE20	HE21	HE22	HE23	HE24	avg all/peak
WESTERN HUB	34.38	31.13	32.91	31.71	32.81	36.39	60.98	55.32	44.41	44.59	47.31	49.54	48.65	44.22	40.10	41.38	45.77	58.96	54.02	46.33	46.80	42.98	38.02	36.81	44 / 47
BGE	35.662	34.278	34.037	32.805	33.349	37.814	63.593	57.502	44.953	44.924	48.936	48.676	46.478	44.937	41.287	41.342	43.291	60.166	55.759	46.247	46.563	44.049	39.256	37.846	44 / 47
COMED	32.36	22.343	30.616	29.431	30.802	34.291	58.07	52.265	43.387	43.744	45.664	48.822	48.428	42.405	37.977	39.068	43.528	52.86	52.042	45.496	45.729	41.326	36.095	34.671	41 / 45
DOM	34.373	34.907	32.848	31.706	32.649	36.751	61.853	55.73	44.189	44.228	47.394	48.396	46.835	43.854	40.011	40.461	43.18	56.686	53.848	45.259	45.682	42.766	38.079	36.774	43 / 46
NEW JERSEY HUB	36.64	32.47	34.92	33.63	36.99	38.17	64.09	58.67	49.92	50.65	50.97	58.61	60.92	49.42	43.63	47.76	62.83	78.50	60.55	62.59	61.78	47.15	40.36	39.00	50 / 55
Percent Forecast	-2.00	-2.03	-2.27	-2.59	-2.51	-2.53	-1.23	-0.87	-1.68	-2.11	-2.10	-2.21	-1.95	-1.66	-1.78	-1.80	-2.05	-2.45	-3.05	-3.58	-4.15	-4.81	-5.63	-6.04	
RTLoad	69.133	67.346	66.561	66.725	68.569	73.211	82.143	87.987	88.388	88.215	88.174	87.456	86.753	85.956	85.138	85	87.283	93.483	95.477	94.54	92.718	89.267	83.671	77.884	



# PJM Daily Report

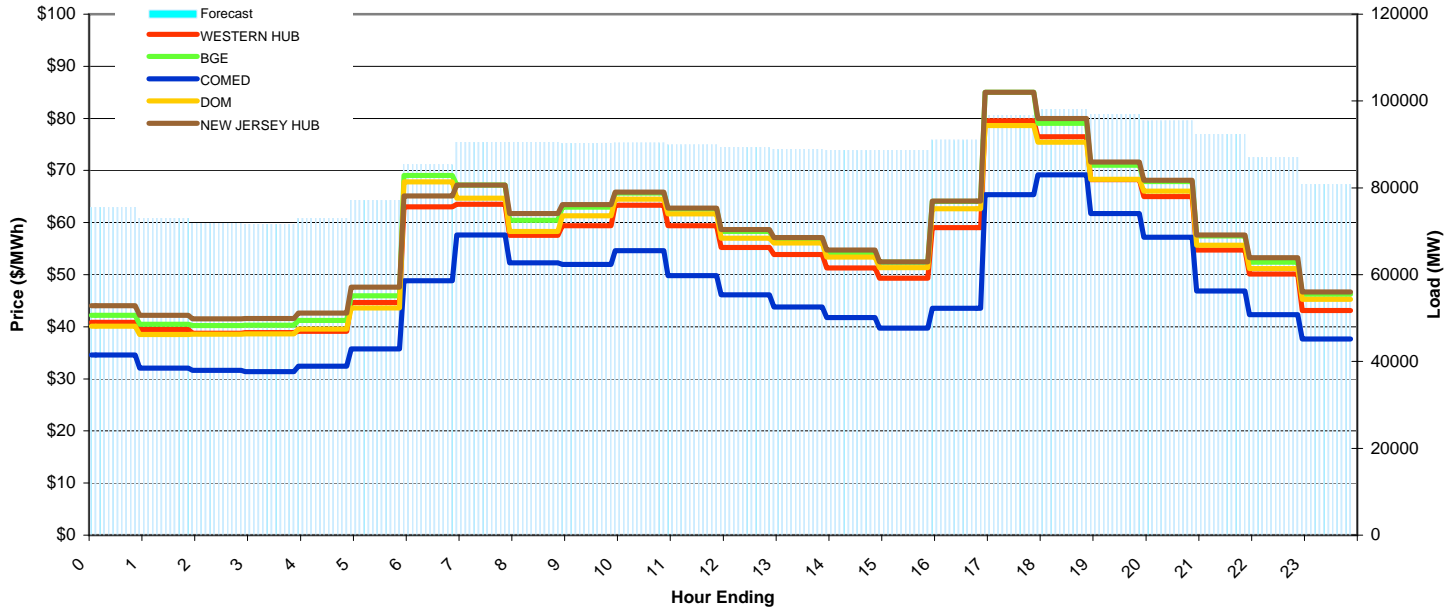
Report for: 1/6/2009

Price Color Codes:



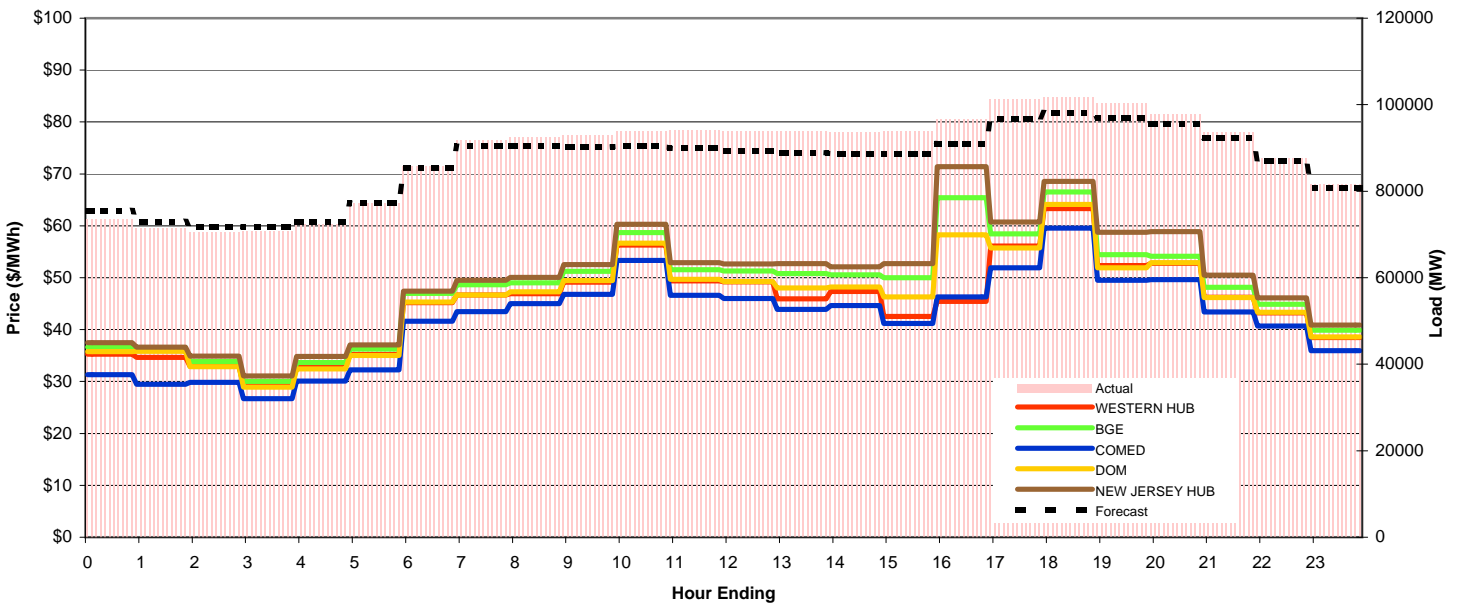
## Day-Ahead Prices and Forecast Load

	HE1	HE2	HE3	HE4	HE5	HE6	HE7	HE8	HE9	HE10	HE11	HE12	HE13	HE14	HE15	HE16	HE17	HE18	HE19	HE20	HE21	HE22	HE23	HE24	avg all/peak
WESTERN HUB	40.87	39.50	38.76	38.86	39.14	44.64	63.00	63.52	57.58	59.42	63.33	59.39	55.24	53.88	51.32	49.35	59.01	79.57	76.47	68.21	64.97	54.71	50.10	43.10	55 / 60
BGE	42.191	40.458	40.228	40.286	41.233	45.951	69.049	67.195	60.412	62.93	65.68	62.568	58.278	56.86	54.231	52.397	64.064	85.017	79.043	70.987	67.897	57.432	52.37	46.27	58 / 64
COMED	34.582	32.087	31.621	31.414	32.409	35.724	48.803	57.611	52.259	51.969	54.587	49.828	46.132	43.767	41.769	39.724	43.525	65.332	69.137	61.745	57.206	46.868	42.292	37.658	46 / 51
DOM	40.128	38.491	38.588	38.619	39.54	43.612	67.787	64.681	58.278	61.29	64.523	61.689	56.986	56.104	53.372	51.341	62.63	78.61	75.423	68.298	66.014	55.628	51.17	45.299	56 / 62
NEW JERSEY HUB	44.07	42.19	41.55	41.59	42.61	47.62	65.13	67.23	61.71	63.47	65.83	62.80	58.69	57.15	54.76	52.44	64.15	84.98	79.98	71.60	68.14	57.63	53.23	46.71	58 / 64
DA Forecast	75.5	73.0	71.8	71.7	73.0	77.2	85.3	90.4	90.5	90.3	90.4	89.9	89.3	88.9	88.6	88.7	91.0	96.7	98.1	97.0	95.4	92.3	87.0	80.8	86 / 92



## Preliminary Real-Time Prices with Forecasted and Actual System Load

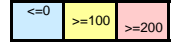
	HE1	HE2	HE3	HE4	HE5	HE6	HE7	HE8	HE9	HE10	HE11	HE12	HE13	HE14	HE15	HE16	HE17	HE18	HE19	HE20	HE21	HE22	HE23	HE24	avg all/peak
WESTERN HUB	35.26	34.85	32.93	29.36	32.85	35.22	45.17	46.68	46.92	49.13	56.31	49.41	49.17	45.95	47.34	42.51	45.44	56.09	63.29	52.34	52.78	46.25	43.21	38.48	45 / 50
BGE	36.602	36.272	33.852	30.023	33.647	36.249	46.976	48.651	49.012	51.208	58.671	51.534	51.273	50.821	50.577	50.012	65.434	58.432	66.495	54.442	54.104	48.174	44.86	39.874	48 / 53
COMED	31.337	29.444	29.81	26.719	30.078	32.242	41.645	43.443	44.996	46.807	53.351	46.637	46.002	43.878	44.663	41.162	46.307	51.914	59.526	49.481	49.606	43.401	40.697	35.915	42 / 47
DOM	35.754	35.81	32.86	28.939	32.403	35.018	45.286	46.695	47.289	49.457	56.628	49.664	49.257	48.039	48.228	46.282	58.262	55.734	64.137	51.935	52.9	46.186	43.331	38.624	46 / 51
NEW JERSEY HUB	37.48	36.64	34.88	31.08	34.82	37.04	47.41	49.54	50.06	52.53	60.29	52.89	52.64	52.70	52.07	52.74	71.38	60.72	68.57	58.77	58.90	50.49	46.10	40.85	50 / 56
Percent Forecast	-2.58	-2.20	-1.74	-1.22	-0.80	0.14	0.50	1.49	2.17	2.79	3.63	4.37	4.82	5.22	5.20	5.44	5.87	4.40	3.53	3.31	2.33	1.39	0.66	1.00	
RTLoad	73.627	71.392	70.613	70.807	72.392	77.308	85.759	91.795	92.501	92.863	93.778	94.009	93.86	93.787	93.478	93.782	96.707	101.2	101.73	100.32	97.698	93.603	87.605	81.579	



# PJM Daily Report

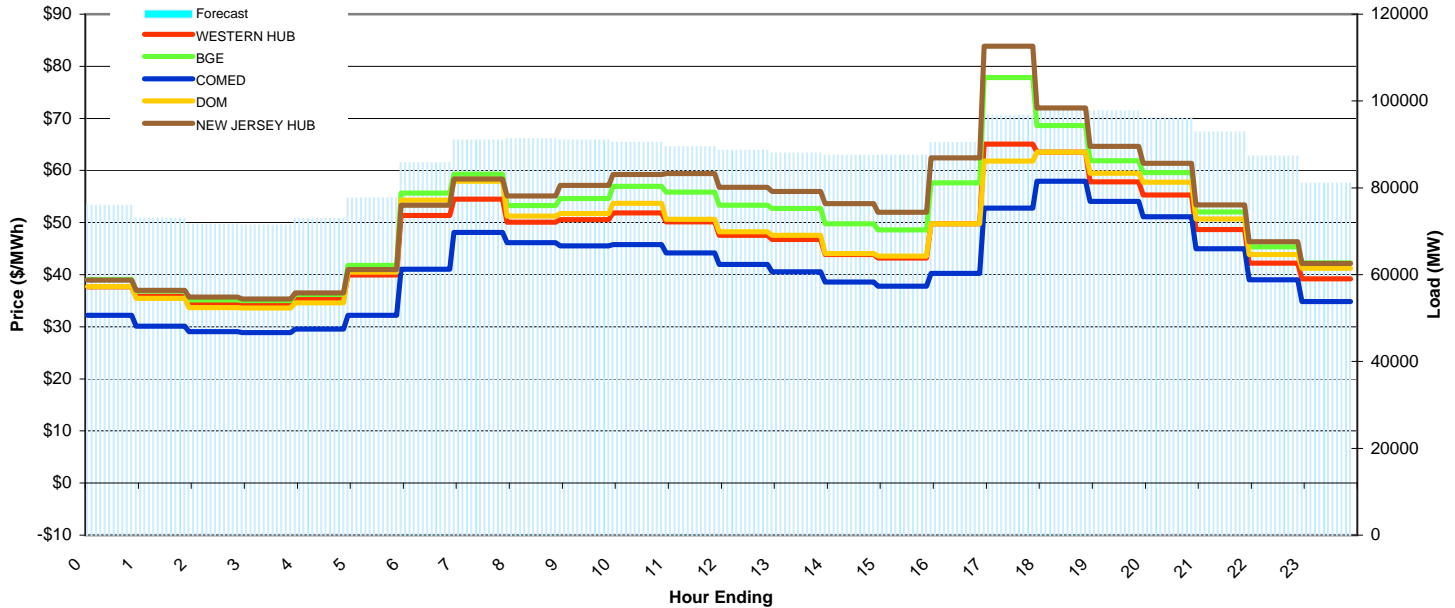
Report for: 1/7/2009

Price Color Codes:



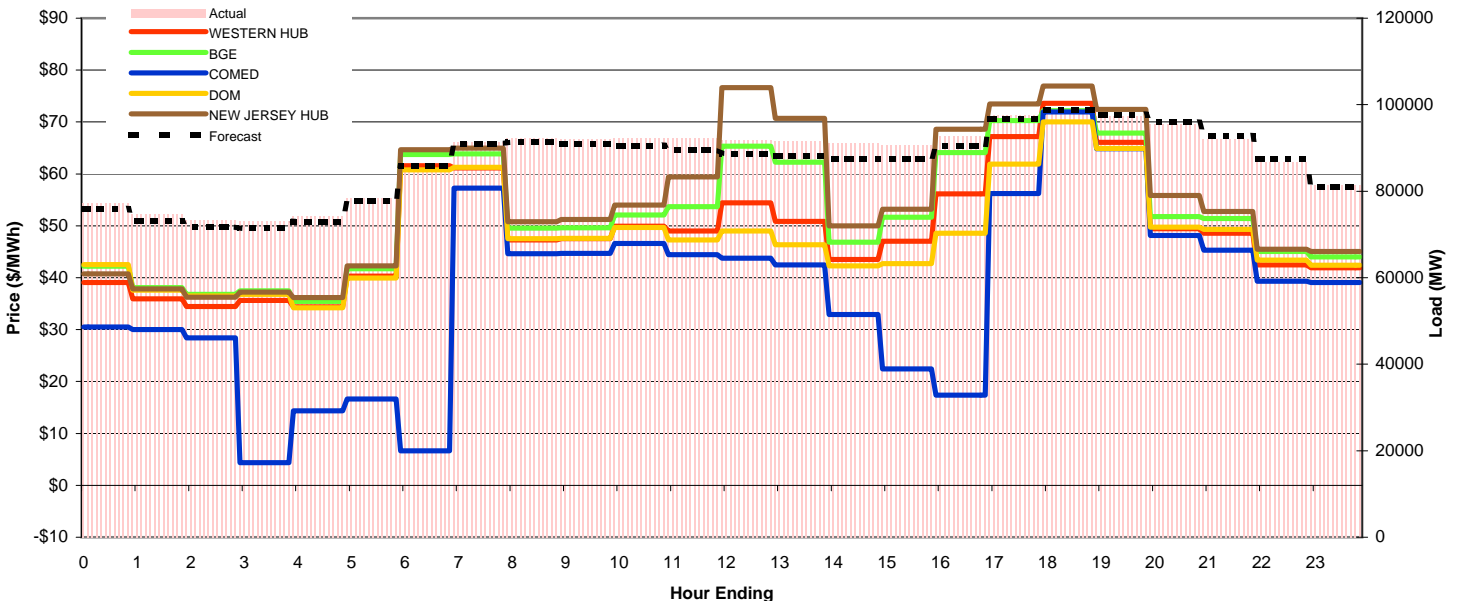
## Day-Ahead Prices and Forecast Load

	HE1	HE2	HE3	HE4	HE5	HE6	HE7	HE8	HE9	HE10	HE11	HE12	HE13	HE14	HE15	HE16	HE17	HE18	HE19	HE20	HE21	HE22	HE23	HE24	avg all/peak
WESTERN HUB	37.66	35.86	34.58	34.47	35.34	39.92	51.35	54.47	50.08	50.59	51.83	50.11	47.58	46.78	43.84	43.18	49.74	65.05	63.55	57.80	55.32	48.65	42.23	39.19	47 / 51
BGE	39.081	36.891	35.15	35.04	36.163	41.787	55.649	59.302	53.277	54.645	56.979	55.821	53.343	52.73	49.738	48.58	57.6	77.861	68.652	61.897	59.604	52.026	45.34	42.247	51 / 57
COMED	32.175	30.135	29.079	28.877	29.58	32.207	41.037	48.118	46.17	45.519	45.779	44.205	41.956	40.539	38.564	37.765	40.246	52.8	57.928	54.073	51.149	44.985	39.012	34.832	41 / 46
DOM	37.715	35.467	33.698	33.631	34.58	40.474	54.282	57.946	51.247	51.72	53.682	50.637	48.232	47.525	44.078	43.589	49.765	61.811	63.515	59.473	57.74	50.683	43.887	41.224	48 / 52
NEW JERSEY HUB	38.93	36.99	35.73	35.35	36.48	41.01	53.31	58.34	55.11	57.17	59.20	59.39	56.79	55.96	53.65	51.95	62.41	83.87	72.03	64.63	61.40	53.41	46.35	42.14	53 / 59
DA Forecast	76.0	73.1	71.7	71.4	73.0	77.7	85.8	91.0	91.3	91.0	90.5	89.5	88.7	88.0	87.5	87.6	90.5	96.7	98.7	97.7	96.1	92.9	87.4	81.1	86 / 92



## Preliminary Real-Time Prices with Forecasted and Actual System Load

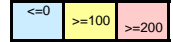
	HE1	HE2	HE3	HE4	HE5	HE6	HE7	HE8	HE9	HE10	HE11	HE12	HE13	HE14	HE15	HE16	HE17	HE18	HE19	HE20	HE21	HE22	HE23	HE24	avg all/peak
WESTERN HUB	39.09	35.90	34.46	35.61	34.41	40.31	61.58	61.13	47.30	47.52	49.93	49.01	54.40	50.87	43.53	47.02	56.13	67.21	73.61	66.08	49.44	48.58	42.49	41.92	49 / 53
BGE	42.228	38.066	36.79	37.454	35.434	41.755	63.739	63.847	49.544	49.611	52.068	53.715	65.345	62.256	46.839	51.625	64.114	70.271	72.198	67.839	51.754	51.422	45.086	44.027	52 / 57
COMED	30.492	30.018	28.392	4.3368	14.342	16.614	6.6355	57.238	44.629	44.688	46.568	44.45	43.755	42.457	32.896	22.42	17.397	56.24	71.923	64.817	48.117	45.31	39.344	39.084	37 / 45
DOM	42.521	37.622	36.505	36.797	34.214	39.969	60.796	61.298	47.547	47.555	49.671	47.267	49.023	46.34	42.31	42.716	48.577	61.867	70.027	64.937	49.753	49.334	43.412	42.386	48 / 51
NEW JERSEY HUB	40.77	37.85	36.22	37.25	36.18	42.30	64.68	64.99	50.76	51.20	53.98	59.42	76.59	70.69	49.99	53.20	68.58	73.47	76.94	72.41	55.84	52.76	45.50	45.03	55 / 61
Percent Forecast	1.73	2.30	2.39	2.31	1.64	0.89	0.01	0.39	0.98	1.11	1.98	3.06	3.42	3.80	3.97	3.42	2.40	0.92	0.06	-0.31	-0.62	-0.86	-0.80	0.41	
RTLoad	77.34	74.794	73.422	73.103	74.172	78.411	85.816	91.365	92.228	92.046	92.351	92.324	91.809	91.481	91.118	90.654	92.701	97.628	98.759	97.443	95.535	92.073	86.667	81.444	



# PJM Daily Report

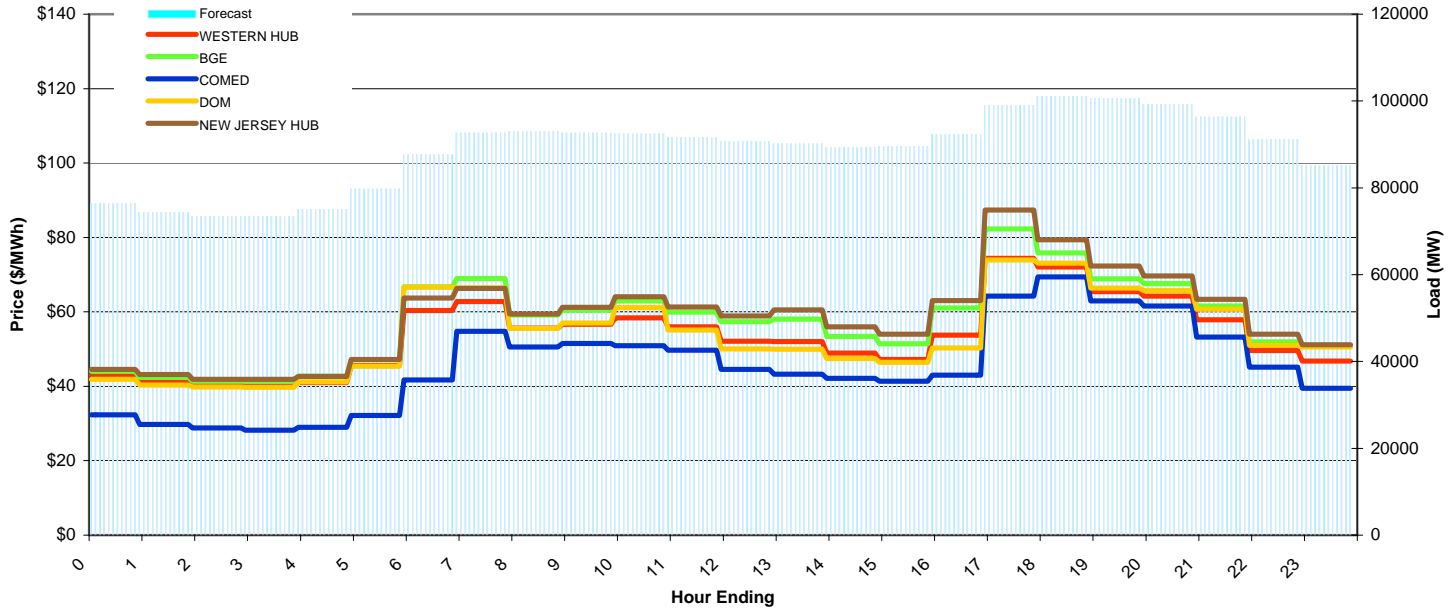
Report for: 1/8/2009

Price Color Codes:



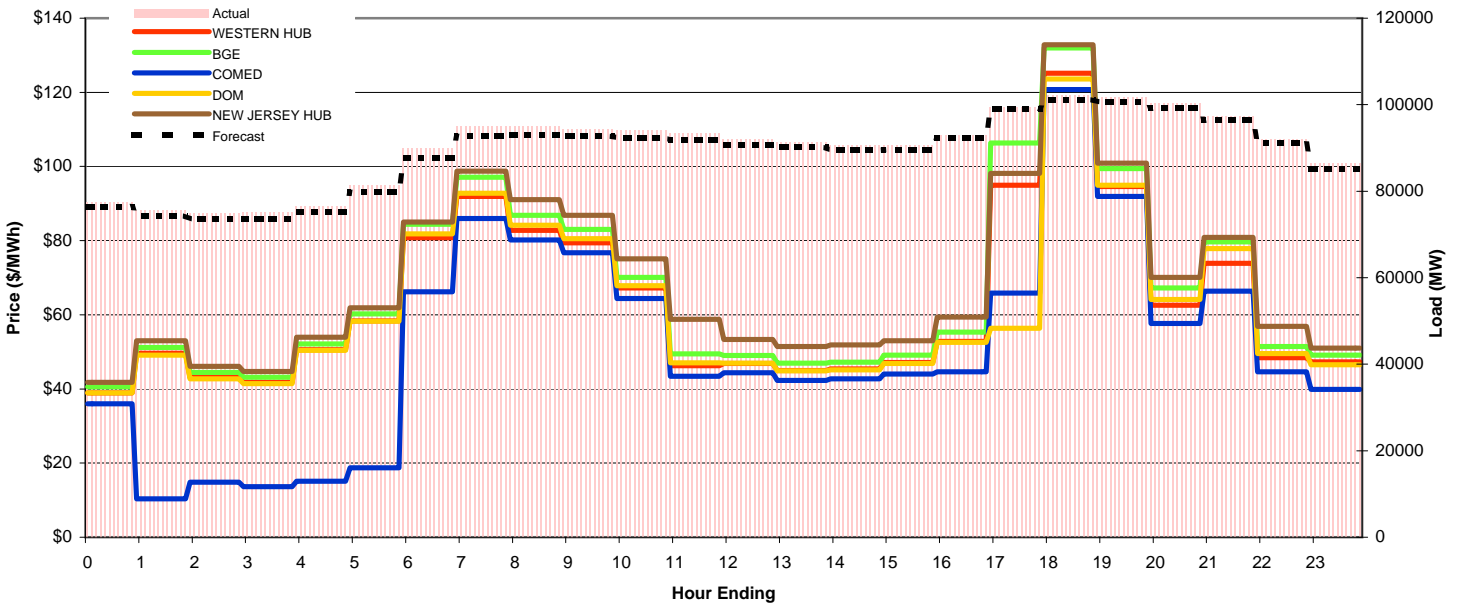
## Day-Ahead Prices and Forecast Load

	HE1	HE2	HE3	HE4	HE5	HE6	HE7	HE8	HE9	HE10	HE11	HE12	HE13	HE14	HE15	HE16	HE17	HE18	HE19	HE20	HE21	HE22	HE23	HE24	avg all/peak
WESTERN HUB	42.98	41.40	40.33	40.03	41.00	45.57	60.39	62.81	55.62	56.63	58.35	55.99	52.13	52.07	48.91	47.25	53.72	74.35	72.07	65.47	64.23	57.91	49.63	46.77	54 / 58
BGE	43.987	42.381	41.396	41.329	42.754	47.16	66.75	68.97	59.18	60.453	62.93	59.898	57.32	58.029	53.43	51.39	61.069	82.307	75.83	68.88	67.598	61.605	51.96	50.735	57 / 63
COMED	32.361	29.796	28.828	28.202	28.951	32.119	41.667	54.744	50.546	51.522	50.949	49.742	44.574	43.258	42.142	41.371	42.975	64.217	69.411	62.927	61.605	53.251	45.141	39.453	45 / 52
DOM	41.86	40.294	39.832	39.696	41.212	45.409	66.686	66.443	55.587	56.99	61.142	55.149	50.05	49.96	47.438	46.476	50.31	73.95	73.063	66.359	65.664	60.693	50.952	50.563	54 / 58
NEW JERSEY HUB	44.52	43.18	41.86	41.91	42.65	47.25	63.71	66.29	59.43	61.22	64.04	61.30	58.93	60.51	55.99	53.98	63.00	87.40	79.41	72.34	69.67	63.41	54.00	51.17	59 / 64
DA Forecast	76.4	74.3	73.5	73.5	75.1	79.7	87.6	92.7	93.0	92.7	92.4	91.7	90.7	90.1	89.4	89.6	92.3	99.0	101.2	100.7	99.3	96.4	91.1	85.1	89 / 94



## Preliminary Real-Time Prices with Forecasted and Actual System Load

	HE1	HE2	HE3	HE4	HE5	HE6	HE7	HE8	HE9	HE10	HE11	HE12	HE13	HE14	HE15	HE16	HE17	HE18	HE19	HE20	HE21	HE22	HE23	HE24	avg all/peak
WESTERN HUB	38.90	49.59	43.11	41.81	50.57	58.35	80.77	91.89	82.78	79.42	67.28	46.24	46.83	45.00	45.37	47.11	52.83	94.94	125.12	94.62	62.54	73.88	48.39	47.30	63 / 69
BGE	40.531	51.216	44.465	43.15	52.166	60.256	84.418	97.068	86.842	83.044	70.078	49.477	49.011	46.935	47.207	49.084	55.369	106.36	131.94	99.403	67.247	79.704	51.462	49.107	66 / 73
COMED	36.032	10.37	14.833	13.642	15.116	18.693	66.23	85.973	80.179	76.748	64.393	43.416	44.375	42.331	42.746	43.989	44.652	65.819	120.72	91.965	57.649	66.387	44.607	39.915	51 / 63
DOM	38.915	49.112	42.745	41.473	50.37	58.264	81.859	92.744	84.194	80.493	67.843	47.013	46.94	44.898	45.145	46.875	52.596	56.325	123.59	94.932	64.161	77.855	49.578	46.484	62 / 67
NEW JERSEY HUB	41.81	52.97	46.08	44.68	53.96	61.87	85.04	98.72	91.08	86.86	75.06	58.76	53.38	51.47	51.90	52.96	59.36	98.15	132.86	100.93	70.05	80.84	56.86	50.97	69 / 76
Percent Forecast	1.27	1.74	1.79	2.17	1.94	2.10	2.38	2.43	2.08	1.80	1.74	1.63	1.46	1.34	1.26	1.18	0.72	0.40	0.95	0.90	0.98	0.92	1.02	1.56	
RTLoad	77.429	75.587	74.841	75.111	76.558	81.445	89.779	94.984	94.956	94.38	94.051	93.256	92.089	91.345	90.568	90.645	92.975	99.44	102.13	101.63	100.29	97.272	92.017	86.449	





# PJM Daily Report

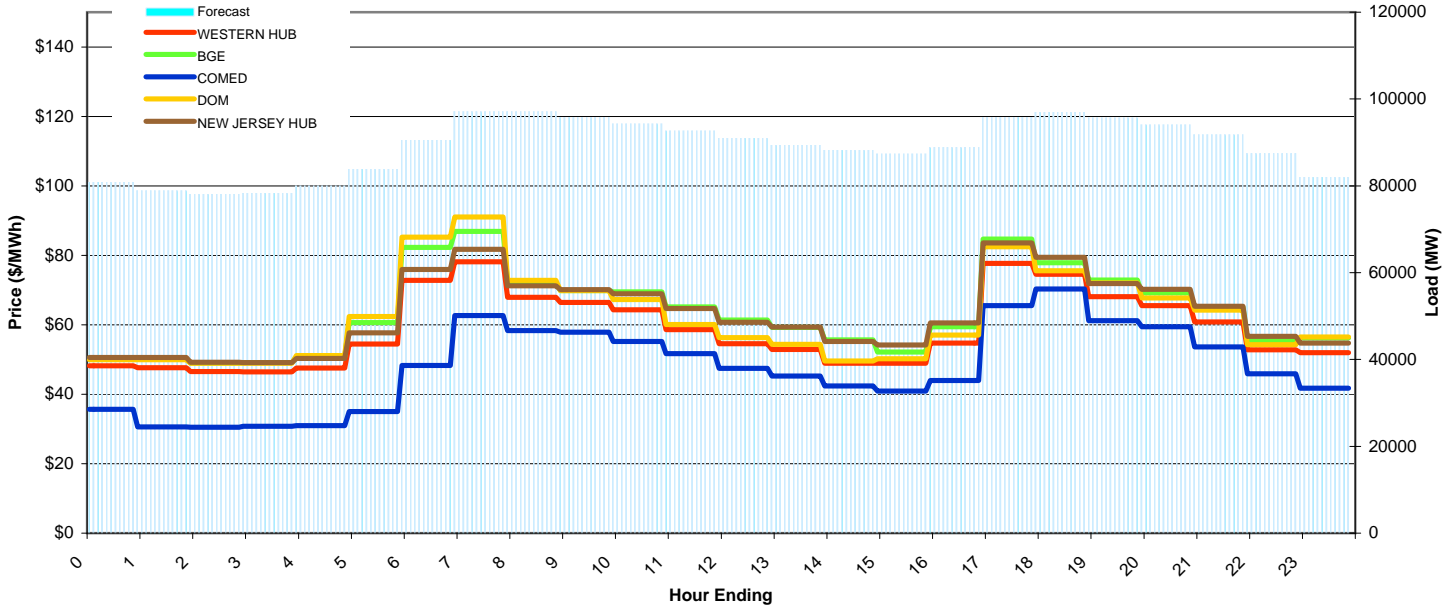
Report for: 1/9/2009

Price Color Codes:

≤0	≥100	≥200
----	------	------

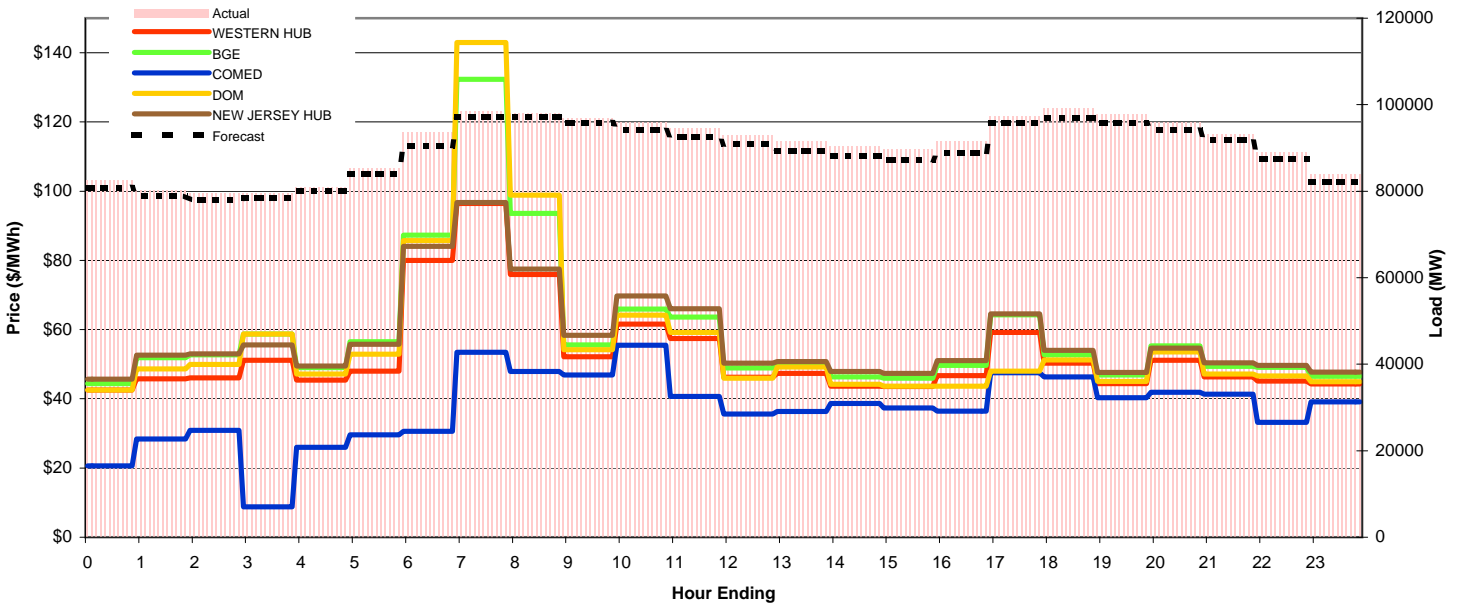
## Day-Ahead Prices and Forecast Load

	HE1	HE2	HE3	HE4	HE5	HE6	HE7	HE8	HE9	HE10	HE11	HE12	HE13	HE14	HE15	HE16	HE17	HE18	HE19	HE20	HE21	HE22	HE23	HE24	avg all/peak
WESTERN HUB	48.16	47.67	46.52	46.46	47.57	54.42	72.78	78.13	67.90	66.44	64.33	58.61	54.52	52.86	48.94	48.94	54.68	77.69	74.56	68.10	65.54	60.81	52.83	51.92	59 / 62
BGE	50.392	50.24	49.06	49.107	50.745	60.607	82.319	86.9	72.16	69.796	69.508	65.104	61.396	59.277	55.621	52.124	59.461	84.683	77.818	72.873	69.183	65.076	55.419	56.24	64 / 67
COMED	35.687	30.635	30.471	30.791	30.917	35.009	48.236	62.641	58.338	57.901	55.149	51.684	47.488	45.229	42.408	40.915	43.963	65.469	70.304	61.165	59.426	53.634	45.918	41.708	48 / 54
DOM	49.962	49.957	48.926	48.954	51.094	62.374	85.198	90.99	72.794	69.839	67.262	60.1	56.281	54.4	49.594	50.239	56.99	82.455	75.558	72.044	67.753	64.24	54.305	56.477	62 / 65
NEW JERSEY HUB	50.60	50.54	49.20	49.10	50.27	57.72	75.91	81.72	71.20	70.16	68.89	64.68	60.68	59.38	55.23	54.14	60.50	83.56	79.39	71.84	70.17	65.32	56.70	54.71	63 / 67
DA Forecast	80.8	78.9	78.1	78.4	80.0	83.9	90.5	97.1	97.0	95.8	94.3	92.6	90.9	89.3	88.2	87.3	88.8	95.8	97.0	95.7	94.1	91.7	87.4	82.0	89 / 93



## Preliminary Real-Time Prices with Forecasted and Actual System Load

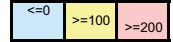
	HE1	HE2	HE3	HE4	HE5	HE6	HE7	HE8	HE9	HE10	HE11	HE12	HE13	HE14	HE15	HE16	HE17	HE18	HE19	HE20	HE21	HE22	HE23	HE24	avg all/peak
WESTERN HUB	42.50	45.77	46.06	51.11	45.42	47.96	79.98	96.49	75.89	52.15	61.59	57.41	46.26	47.32	43.68	43.52	46.73	59.22	50.28	44.37	51.12	46.34	45.13	44.29	53 / 54
BGE	44.391	51.885	52.752	58.678	49.035	56.459	87.3	132.36	93.587	55.615	65.908	63.622	48.95	50.4	46.372	46.001	49.631	64.271	52.726	46.882	55.294	49.359	49.112	46.549	59 / 61
COMED	20.658	28.378	30.845	8.7854	25.941	29.638	30.589	53.479	47.937	46.864	55.469	40.687	35.559	36.331	38.625	37.329	36.469	47.561	46.302	40.336	41.911	41.35	33.234	39.126	37 / 42
DOM	42.564	48.599	49.941	58.718	47.183	52.872	85.716	142.99	98.859	54.177	64.216	59.203	45.942	49.233	44.224	43.645	43.63	48.029	51.251	45.024	53.582	47.194	46.621	44.918	57 / 59
NEW JERSEY HUB	45.65	52.66	53.02	55.61	49.50	55.80	84.09	96.77	77.47	58.33	69.74	66.03	50.34	50.81	47.86	47.39	51.02	64.58	54.02	47.61	54.66	50.39	49.67	47.76	58 / 59
Percent Forecast	2.08	1.65	1.87	1.50	1.31	1.75	3.25	1.45	0.94	1.07	1.71	2.10	2.21	2.47	2.55	2.64	3.01	1.54	2.13	2.21	2.02	1.48	1.75	2.21	
RTLoad	82.478	80.22	79.544	79.567	81.029	85.367	93.529	98.527	97.959	96.839	95.893	94.611	92.986	91.605	90.469	89.696	91.574	97.264	99.107	97.853	96.016	93.115	88.957	83.9	



# PJM Daily Report

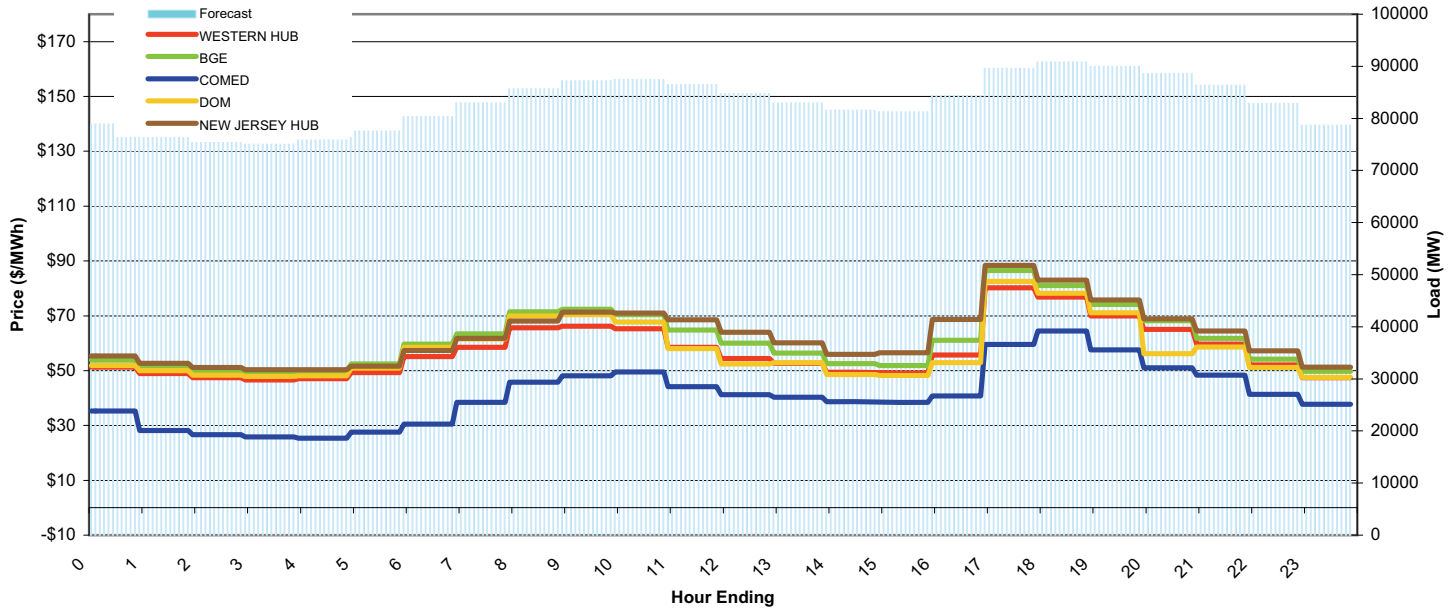
Report for: 1/10/2009

Price Color Codes:



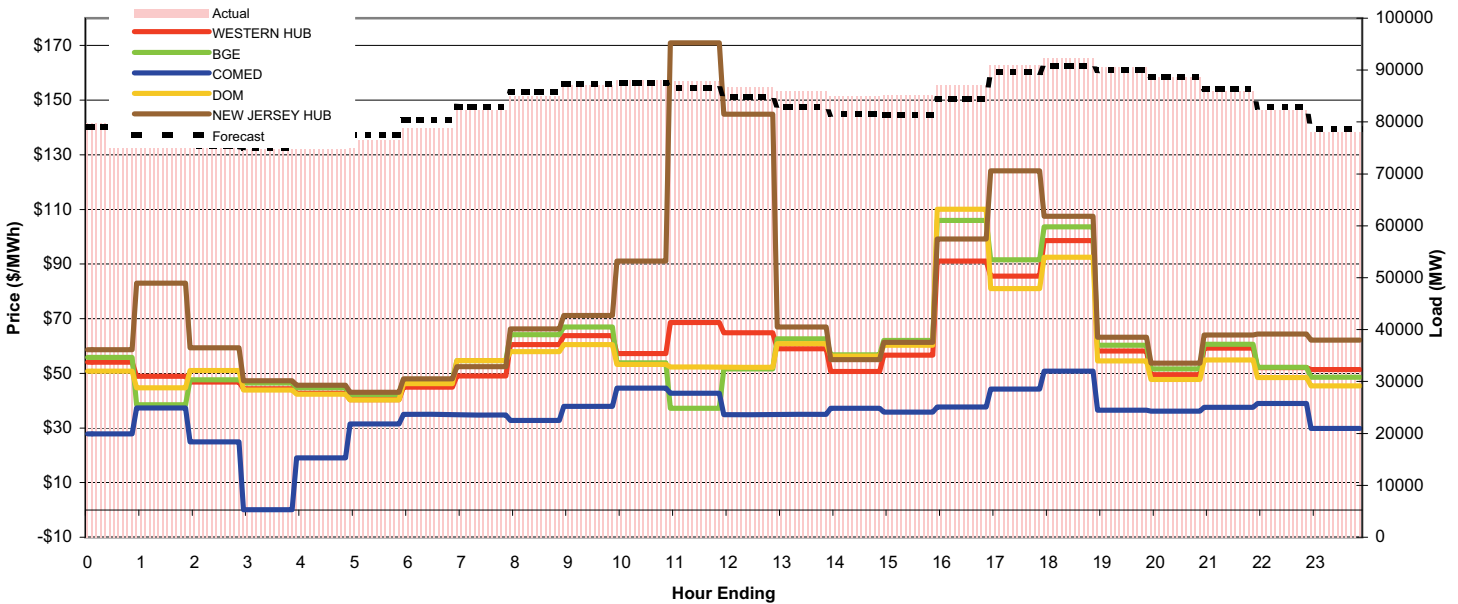
## Day-Ahead Prices and Forecast Load

	HE1	HE2	HE3	HE4	HE5	HE6	HE7	HE8	HE9	HE10	HE11	HE12	HE13	HE14	HE15	HE16	HE17	HE18	HE19	HE20	HE21	HE22	HE23	HE24	avg all/peak
WESTERN HUB	51.30	48.94	47.38	46.66	47.13	49.24	55.17	58.55	65.57	66.24	65.26	58.56	54.37	52.71	49.38	49.14	55.76	80.16	76.81	70.00	65.01	59.65	52.11	47.40	57 / 61
BGE	53.81	51.57	49.922	49.361	49.659	52.384	59.633	63.387	71.404	72.41	70.417	64.84	60.048	56.37	52.591	51.91	61.079	86.49	81.063	74.176	68.179	61.735	54.205	49.773	61 / 66
COMED	35.311	28.209	26.624	25.843	25.313	27.558	30.455	38.463	45.752	48.165	49.568	44.171	41.207	40.266	38.644	38.468	40.753	59.502	64.408	57.621	51.001	48.304	41.325	37.737	41 / 47
DOM	51.871	49.938	48.391	47.882	48.148	50.961	58.477	61.588	69.98	70.361	67.702	58.037	52.44	52.904	48.583	48.233	52.871	82.5	78.184	71.157	56.194	58.625	51.114	47.536	58 / 61
NEW JERSEY HUB	55.31	52.66	51.20	50.36	50.34	51.59	57.36	61.79	68.03	71.30	70.99	68.50	63.95	60.11	55.96	56.48	68.67	88.34	83.03	75.76	68.88	64.46	57.17	51.28	63 / 68
DA Forecast	79.0	76.5	75.4	75.1	75.8	77.6	80.3	83.0	85.7	87.2	87.5	86.5	84.7	83.0	81.6	81.3	84.4	89.6	90.9	90.0	88.6	86.4	82.9	78.7	83 / 86



## Preliminary Real-Time Prices with Forecasted and Actual System Load

	HE1	HE2	HE3	HE4	HE5	HE6	HE7	HE8	HE9	HE10	HE11	HE12	HE13	HE14	HE15	HE16	HE17	HE18	HE19	HE20	HE21	HE22	HE23	HE24	avg all/peak
WESTERN HUB	54.12	48.87	46.81	44.34	42.72	40.32	44.96	49.01	60.57	63.84	57.23	68.64	84.88	58.99	50.72	56.71	91.08	85.53	98.58	58.13	49.45	59.28	52.07	51.37	58 / 64
BGE	55.828	38.541	47.575	46.487	44.65	42.222	47.791	54.719	64.146	66.911	53.897	37.256	51.649	62.621	56.722	62.099	105.94	91.567	103.66	60.232	51.674	60.672	52.182	48.549	59 / 65
COMED	27.793	37.319	24.86	0.0414	19.055	31.48	34.993	34.765	32.793	37.95	44.597	42.68	34.824	34.998	37.243	35.768	37.654	44.221	50.793	36.523	36.126	37.512	38.936	29.861	34 / 39
DOM	50.795	44.743	50.972	43.828	42.385	40.271	46.271	54.704	57.89	60.546	53.237	52.311	52.194	60.866	56.279	60.339	110.01	81.012	92.448	54.554	47.714	54.923	48.481	45.425	57 / 62
NEW JERSEY HUB	58.67	83.01	59.37	47.34	45.68	43.06	47.98	52.41	66.27	71.22	91.04	171.01	144.89	66.94	55.04	61.28	99.23	124.15	107.48	63.25	53.70	64.07	64.42	62.14	75 / 85
Percent Forecast	0.97	0.73	0.25	-0.32	-1.31	-1.26	-1.79	-0.86	-0.82	-0.15	0.73	1.62	2.39	3.39	4.15	4.64	3.07	1.52	1.51	0.59	0.04	-0.60	-0.73	-0.84	
RTLoad	79.722	77.038	75.537	74.818	74.855	76.584	78.929	82.253	84.971	87.096	88.13	87.909	86.822	85.886	85.096	85.214	87.057	90.992	92.254	90.502	88.674	85.859	82.275	78.007	



# PJM Daily Report

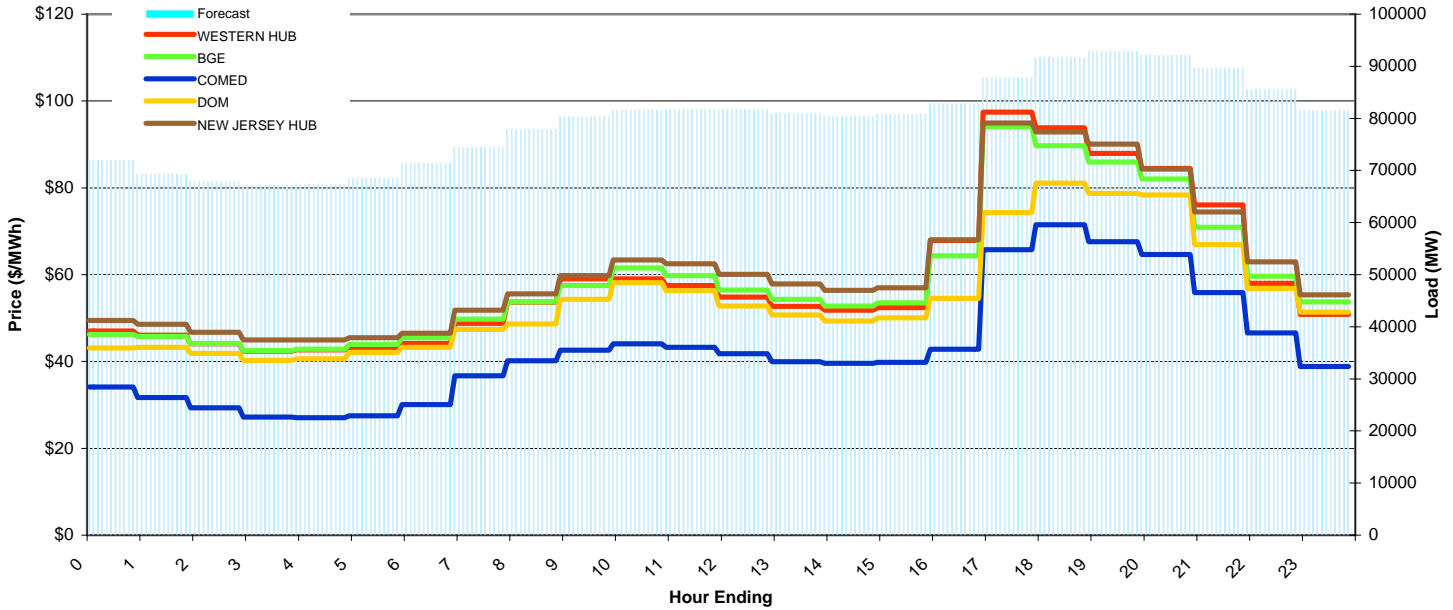
Report for: 1/11/2009

Price Color Codes:

≤0	>=100	>=200
----	-------	-------

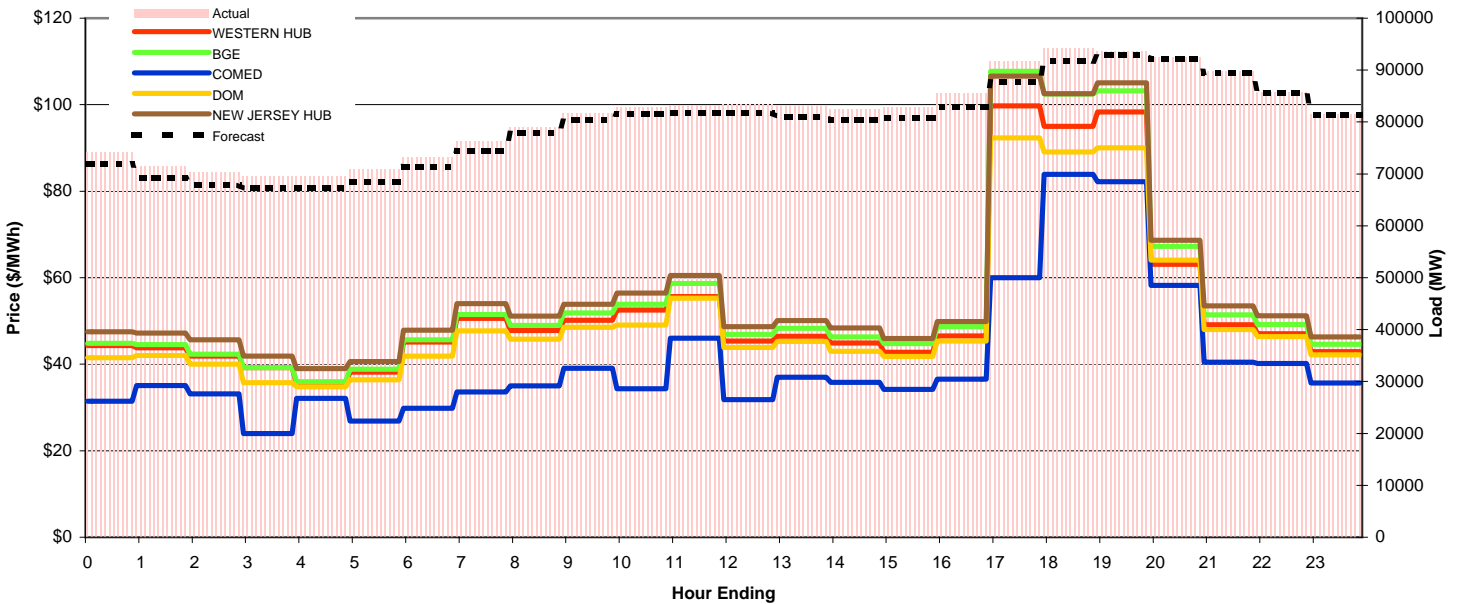
## Day-Ahead Prices and Forecast Load

	HE1	HE2	HE3	HE4	HE5	HE6	HE7	HE8	HE9	HE10	HE11	HE12	HE13	HE14	HE15	HE16	HE17	HE18	HE19	HE20	HE21	HE22	HE23	HE24	avg all/peak
WESTERN HUB	47.00	46.05	44.10	42.38	42.68	43.29	44.17	48.78	53.68	59.01	59.02	57.48	54.81	52.72	51.84	52.38	67.89	97.44	93.82	87.90	84.50	76.09	57.99	50.86	59 / 66
BGE	46.235	45.762	44.157	42.544	42.809	43.95	45.46	49.733	53.755	57.49	61.533	59.742	56.477	54.332	52.762	53.51	64.359	94.057	89.732	85.913	82.039	70.93	59.66	53.73	59 / 65
COMED	34.12	31.705	29.31	27.227	27.037	27.481	30.049	36.732	40.165	42.604	44.075	43.257	41.757	39.976	39.617	39.827	42.82	65.786	71.472	67.601	64.664	55.907	46.56	38.847	43 / 49
DOM	43.115	43.295	41.836	40.261	40.598	42.061	43.234	47.428	48.636	54.292	58.169	56.34	52.807	50.73	49.327	50.017	54.552	74.268	81.063	78.707	78.348	66.897	56.828	51.363	54 / 60
NEW JERSEY HUB	49.47	48.60	46.73	44.98	44.99	45.50	46.52	51.80	55.56	59.80	63.38	62.54	60.04	57.84	56.41	56.96	68.07	94.90	92.90	90.05	84.29	74.46	62.97	55.33	61 / 68
DA Forecast	72.0	69.2	67.8	67.2	67.3	68.5	71.4	74.5	77.8	80.3	81.5	81.7	81.7	81.0	80.4	80.8	82.8	87.8	91.7	92.9	92.1	89.5	85.6	81.4	79 / 84



## Preliminary Real-Time Prices with Forecasted and Actual System Load

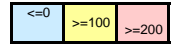
	HE1	HE2	HE3	HE4	HE5	HE6	HE7	HE8	HE9	HE10	HE11	HE12	HE13	HE14	HE15	HE16	HE17	HE18	HE19	HE20	HE21	HE22	HE23	HE24	avg all/peak
WESTERN HUB	44.31	43.80	41.85	39.20	35.47	38.21	45.13	50.60	47.80	50.13	52.56	55.62	45.34	46.44	44.91	42.73	46.57	99.70	94.99	98.32	63.13	49.11	47.06	42.90	53 / 58
BGE	44.812	44.549	42.286	39.187	35.921	38.842	45.652	51.515	48.98	51.871	53.847	58.688	46.929	48.316	46.307	44.784	48.648	107.71	102.48	103.23	67.233	51.437	49.175	44.626	55 / 61
COMED	31.449	35.103	33.165	23.97	32.135	26.843	29.837	33.563	34.983	39.084	34.33	46.006	31.801	37.007	35.783	34.181	36.547	60.028	83.891	82.166	58.248	40.432	40.205	35.664	41 / 46
DOM	41.498	42.041	40.007	35.705	34.805	36.396	41.885	47.742	45.771	48.505	49.033	55.282	43.892	45.279	42.972	41.828	45.339	92.322	89.07	90.045	64.054	48.027	46.366	42.184	50 / 56
NEW JERSEY HUB	47.46	47.23	45.66	41.87	39.02	40.65	47.84	53.97	51.15	53.84	56.46	60.50	48.69	50.08	48.38	45.91	49.87	106.58	102.51	105.03	68.68	53.47	51.21	46.32	57 / 63
Percent Forecast	2.99	3.28	3.42	3.32	3.36	3.36	2.59	2.30	1.33	1.60	1.73	1.83	2.00	2.38	2.50	2.38	3.14	4.29	2.60	0.74	0.47	0.28	0.17	0.13	
RTLoad	74.174	71.545	70.211	69.507	69.602	70.884	73.271	76.212	78.892	81.618	82.939	83.235	83.373	82.977	82.422	82.772	85.51	91.688	94.138	93.608	92.554	89.786	85.731	81.545	



# PJM Daily Report

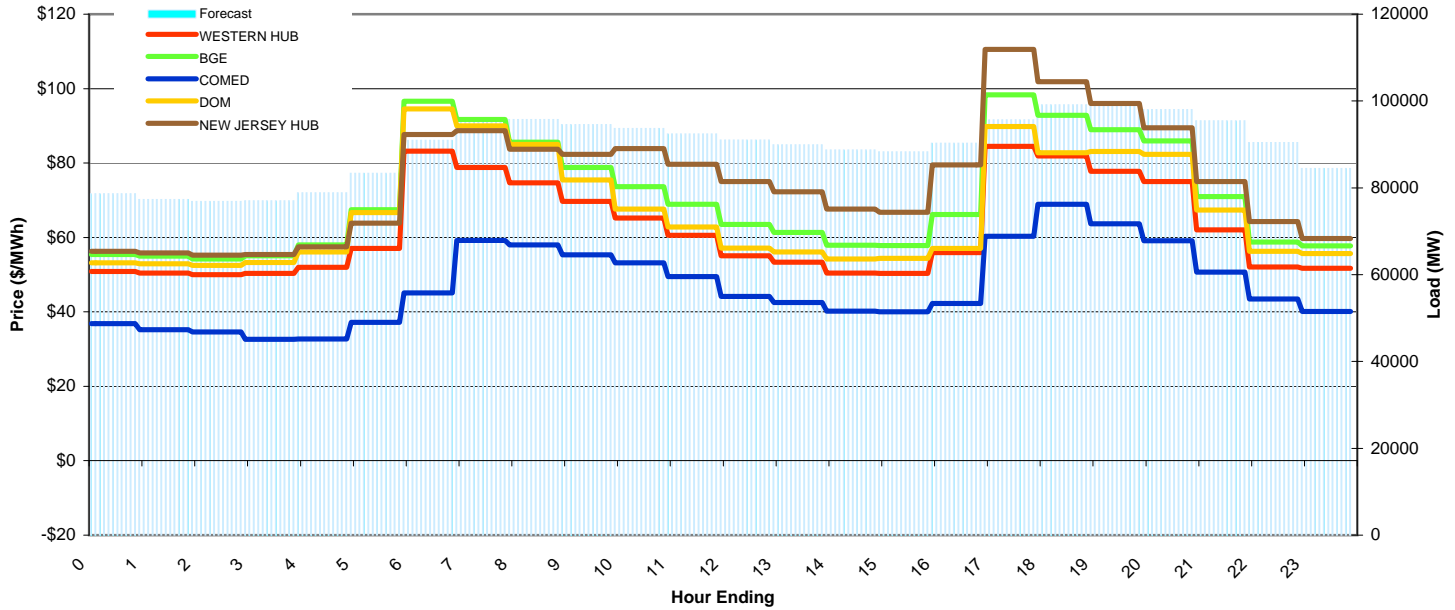
Report for: 1/12/2009

Price Color Codes:



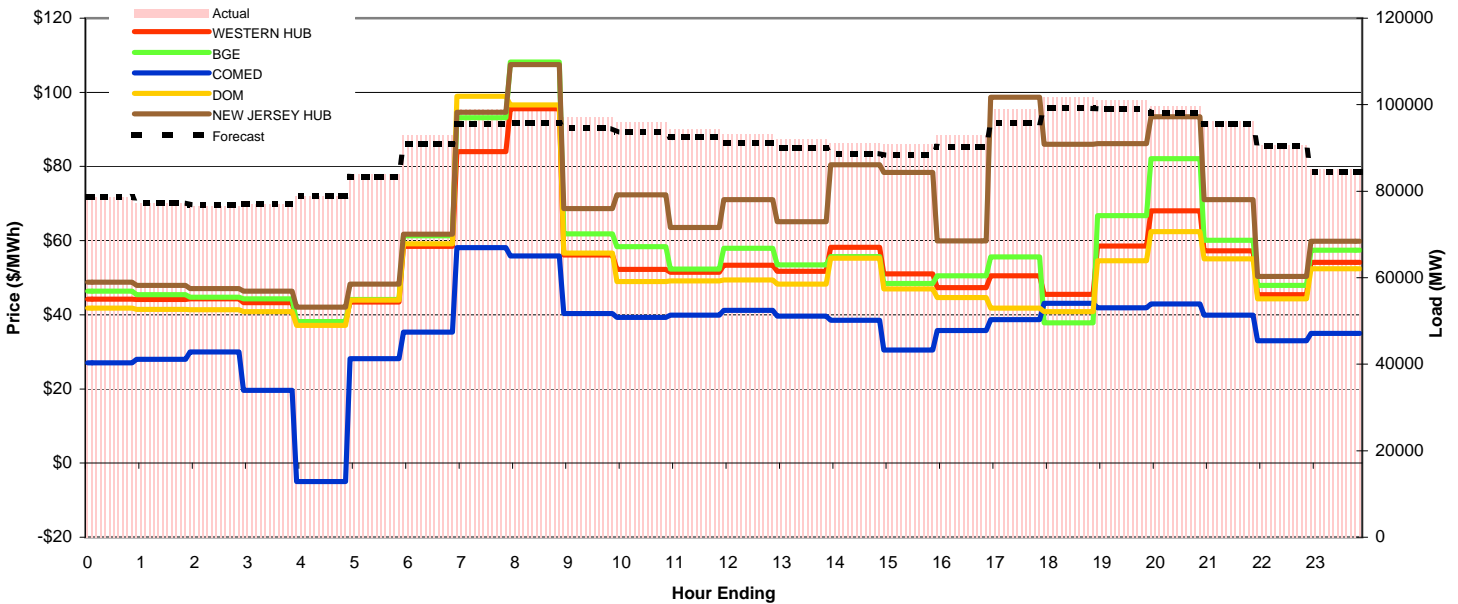
## Day-Ahead Prices and Forecast Load

	HE1	HE2	HE3	HE4	HE5	HE6	HE7	HE8	HE9	HE10	HE11	HE12	HE13	HE14	HE15	HE16	HE17	HE18	HE19	HE20	HE21	HE22	HE23	HE24	avg all/peak
WESTERN HUB	50.84	50.46	50.02	50.34	51.98	57.02	83.16	78.81	74.70	69.72	65.20	60.54	55.06	53.32	50.40	50.33	55.92	84.46	81.91	77.79	75.05	62.01	52.06	51.75	62 / 65
BGE	55.376	55.001	54.19	55.049	57.97	67.428	96.64	91.667	85.59	78.791	73.673	68.887	63.474	61.352	57.924	57.814	66.169	98.35	92.84	88.931	85.986	70.953	58.798	57.758	71 / 75
COMED	36.855	35.216	34.615	32.599	32.718	37.178	45.08	59.21	58.019	55.3	53.221	49.441	44.134	42.555	40.193	40.004	42.301	60.305	68.941	63.702	59.147	50.72	43.502	40.084	47 / 52
DOM	53.215	52.897	52.461	53.245	56.095	66.67	94.527	90.015	84.969	75.489	67.628	62.84	57.145	56.144	54.173	54.37	57.01	89.854	82.724	83.065	82.328	67.388	56.261	55.692	67 / 70
NEW JERSEY HUB	56.25	55.83	55.21	55.40	57.47	63.86	87.71	88.69	83.69	82.33	83.86	79.66	74.99	72.29	67.62	66.76	79.50	110.58	101.87	95.97	89.46	75.02	64.30	59.74	75 / 82
DA Forecast	78.6	77.3	76.8	77.0	78.9	83.4	91.0	95.5	95.8	94.6	93.7	92.5	91.0	89.9	88.7	88.3	90.3	95.7	99.2	99.1	98.1	95.5	90.4	84.5	89 / 94



## Preliminary Real-Time Prices with Forecasted and Actual System Load

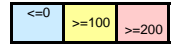
	HE1	HE2	HE3	HE4	HE5	HE6	HE7	HE8	HE9	HE10	HE11	HE12	HE13	HE14	HE15	HE16	HE17	HE18	HE19	HE20	HE21	HE22	HE23	HE24	avg all/peak
WESTERN HUB	44.19	44.13	44.29	43.30	38.10	43.43	58.45	83.98	95.59	56.16	52.24	51.47	53.35	51.75	58.18	51.03	47.29	50.54	45.53	58.55	68.06	57.26	45.42	54.11	54 / 58
BGE	46.416	45.463	44.746	44.308	38.209	44.098	61.304	93.184	108.18	61.825	58.378	52.368	57.964	53.471	55.671	48.461	50.529	55.598	37.799	66.719	82.068	60.13	47.936	57.46	57 / 62
COMED	27.067	27.959	29.956	19.629	-5.005	28.147	35.326	58.113	55.895	40.331	39.304	39.915	41.202	39.681	38.48	30.516	35.74	38.723	43.122	41.907	42.952	39.915	33.01	34.938	36 / 41
DOM	41.839	41.43	41.399	40.813	37.165	43.934	59.113	98.904	96.568	56.622	49.006	49.127	49.378	48.232	55.285	47.008	44.681	41.771	40.836	54.555	62.421	55.05	44.313	52.415	52 / 56
NEW JERSEY HUB	48.83	47.96	47.04	46.39	42.06	48.29	61.71	94.61	107.44	68.61	72.35	63.56	71.06	65.07	80.43	78.42	59.90	98.66	85.95	86.12	93.42	71.02	50.35	59.86	69 / 78
Percent Forecast	-0.07	-0.09	-0.23	0.01	-0.06	0.61	2.27	3.48	2.96	2.71	2.39	2.08	2.42	2.41	2.64	2.87	2.96	3.41	2.45	2.06	1.61	0.70	0.21	0.76	
RTLoad	78.576	77.223	76.672	77.056	78.819	83.893	93.101	98.949	98.674	97.195	95.983	94.427	93.307	92.126	91.135	90.926	93.03	99.087	101.65	101.17	99.674	96.132	90.596	85.114	



# PJM Daily Report

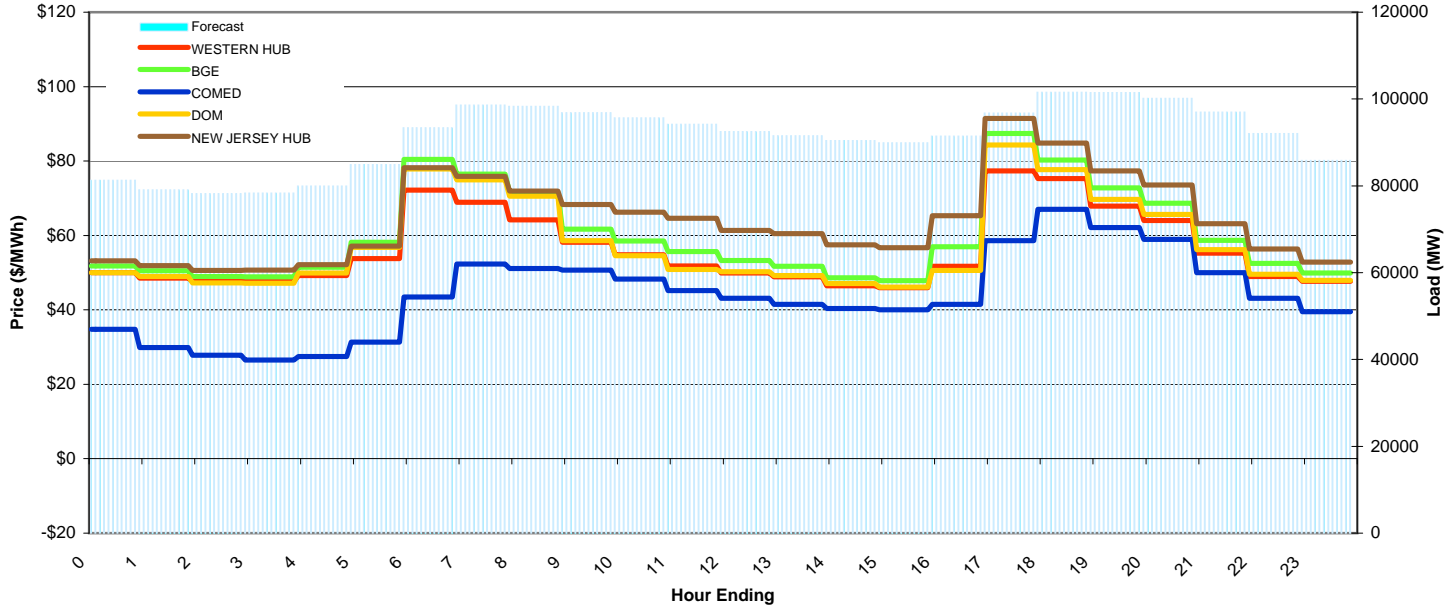
Report for: 1/13/2009

Price Color Codes:



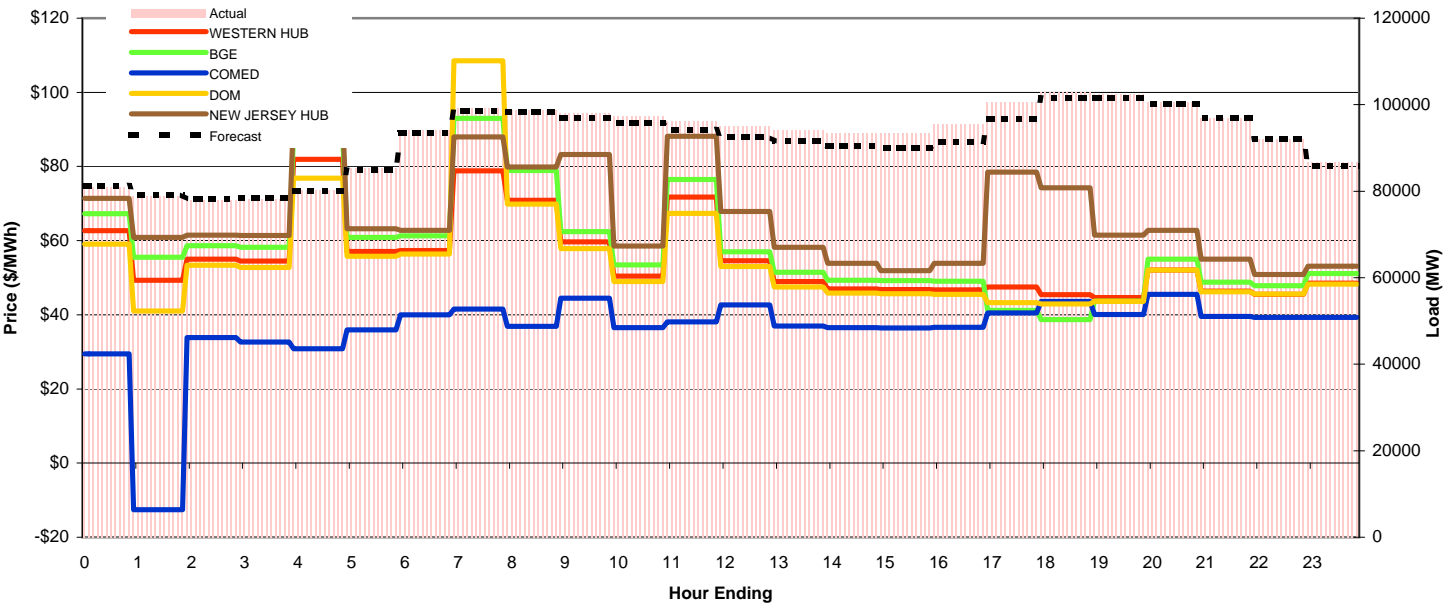
## Day-Ahead Prices and Forecast Load

	HE1	HE2	HE3	HE4	HE5	HE6	HE7	HE8	HE9	HE10	HE11	HE12	HE13	HE14	HE15	HE16	HE17	HE18	HE19	HE20	HE21	HE22	HE23	HE24	avg all/peak
WESTERN HUB	49.98	48.51	47.71	47.63	49.26	53.80	72.23	68.93	64.23	58.20	54.78	51.82	49.90	48.89	46.48	45.95	51.69	77.38	75.24	67.90	64.01	55.20	49.01	47.66	56 / 58
BGE	51.798	50.521	48.959	48.909	51.445	58.203	80.401	76.458	71.599	61.687	58.489	55.66	53.3	51.757	48.641	47.842	56.969	87.38	80.24	72.77	68.626	58.701	52.463	49.885	60 / 63
COMED	34.774	29.895	27.808	26.55	27.501	31.347	43.461	52.288	51.083	50.707	48.268	45.203	43.083	41.486	40.385	39.991	41.445	58.591	67.012	62.1	58.944	49.988	43.127	39.517	44 / 50
DOM	49.972	48.938	47.205	47.186	49.917	56.831	77.898	74.933	70.515	58.613	54.529	50.869	50.223	49.201	47.091	46.087	50.575	84.328	77.679	69.693	65.648	56.204	49.545	47.898	58 / 60
NEW JERSEY HUB	53.15	51.86	50.64	50.66	52.16	57.11	78.24	75.88	71.95	68.32	66.21	64.62	61.32	60.46	57.45	56.69	65.32	91.42	84.85	77.32	73.56	63.14	56.38	52.86	64 / 68
DA Forecast	81.3	79.1	78.2	78.4	80.0	84.9	93.4	98.6	98.3	96.9	95.7	94.2	92.5	91.6	90.4	89.9	91.5	96.8	101.6	101.5	100.1	97.0	92.0	85.9	91 / 96



## Preliminary Real-Time Prices with Forecasted and Actual System Load

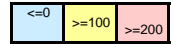
	HE1	HE2	HE3	HE4	HE5	HE6	HE7	HE8	HE9	HE10	HE11	HE12	HE13	HE14	HE15	HE16	HE17	HE18	HE19	HE20	HE21	HE22	HE23	HE24	avg all/peak
WESTERN HUB	62.71	49.35	54.99	54.52	61.94	57.04	57.32	78.82	70.87	59.69	50.40	71.72	54.53	48.94	47.01	46.78	46.69	47.46	45.39	44.63	52.07	46.41	45.54	48.55	55 / 54
BGE	67.281	55.55	58.603	58.232	88.911	60.892	61.345	92.993	78.934	62.405	53.436	76.492	57.034	51.445	49.272	49.186	49.017	41.16	38.659	43.73	54.967	48.791	47.867	51.128	58 / 56
COMED	29.466	-12.57	33.818	32.679	30.816	35.928	39.981	41.558	36.893	44.508	36.495	38.064	42.691	36.967	36.555	36.421	36.62	40.489	43.616	40.038	45.553	39.583	39.287	39.289	36 / 40
DOM	59.039	41.031	53.329	52.786	76.85	55.794	56.426	108.55	69.837	57.839	48.99	67.319	53.048	47.495	45.832	45.712	45.523	43.239	42.89	43.654	52.062	46.184	45.628	48.235	54 / 54
NEW JERSEY HUB	71.37	60.87	61.51	61.40	94.29	63.19	62.81	88.01	79.90	83.21	58.51	88.13	67.89	58.16	53.85	51.88	53.86	78.51	74.22	61.48	62.80	55.02	50.82	53.08	66 / 67
Percent Forecast	-0.38	-0.19	-0.20	-0.18	0.29	0.57	0.69	0.52	0.37	1.14	1.74	1.98	2.61	2.73	3.26	3.78	4.16	3.71	1.35	0.97	0.45	0.03	-0.12	0.96	
RTLoad	80.968	78.966	78.015	78.253	80.227	85.377	94.023	99.128	98.697	97.989	97.387	96.097	94.968	94.121	93.474	93.467	95.451	100.53	103	102.51	100.59	97.028	91.928	86.739	



# PJM Daily Report

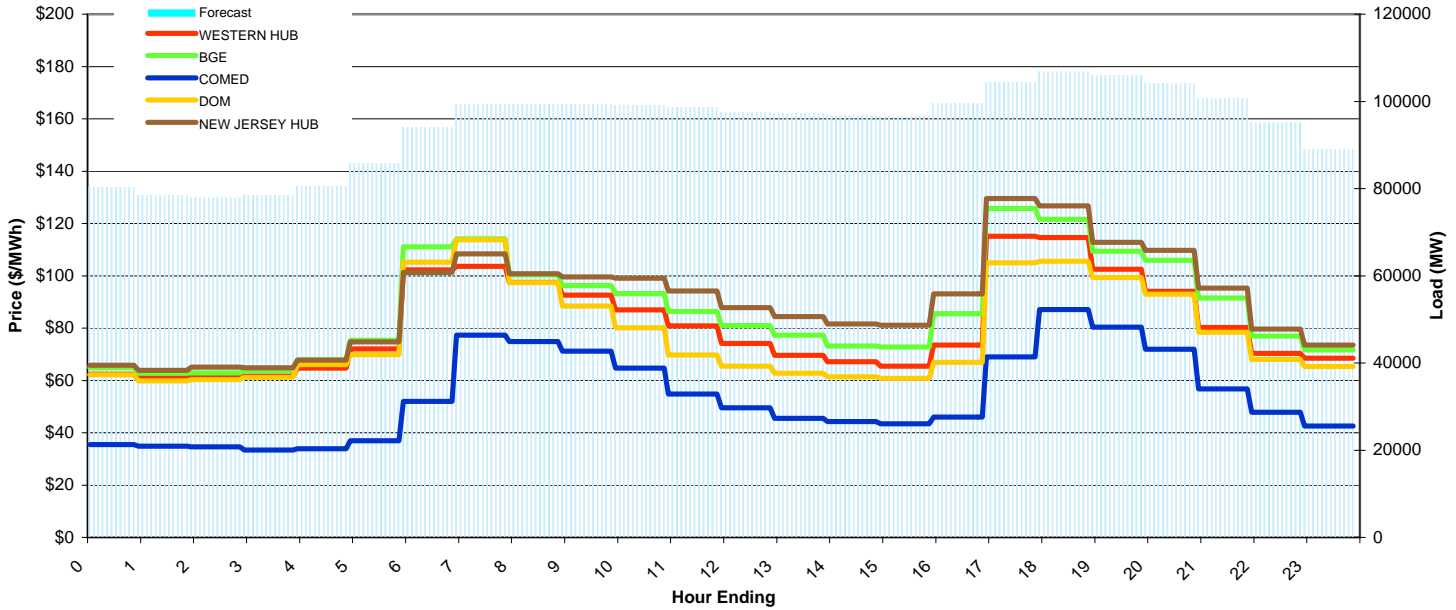
Report for: 1/14/2009

Price Color Codes:



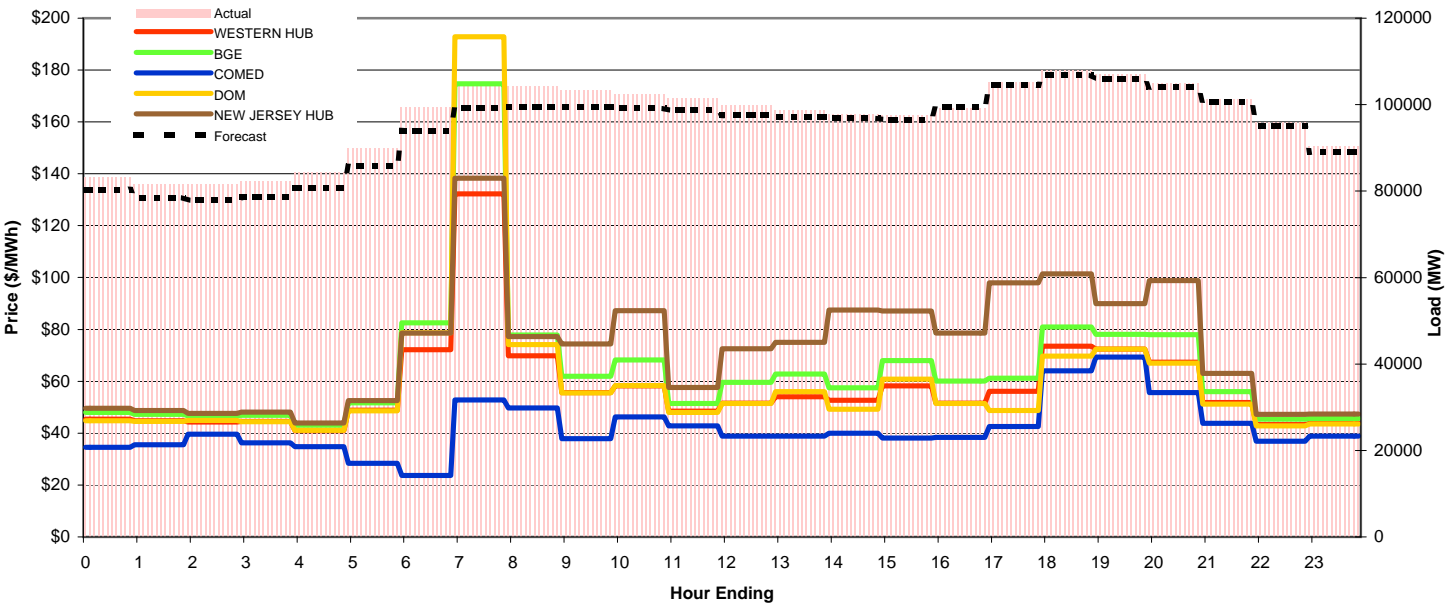
## Day-Ahead Prices and Forecast Load

	HE1	HE2	HE3	HE4	HE5	HE6	HE7	HE8	HE9	HE10	HE11	HE12	HE13	HE14	HE15	HE16	HE17	HE18	HE19	HE20	HE21	HE22	HE23	HE24	avg all/peak
WESTERN HUB	62.40	61.10	61.60	61.65	64.70	72.09	102.22	103.64	97.48	92.54	86.99	80.89	74.11	69.64	67.22	65.46	73.55	115.10	114.65	102.56	94.03	80.22	70.35	68.51	81 / 87
BGE	64.818	62.75	62.928	63.68	67.927	75.292	111.13	114.08	100.26	96.24	93.183	86.338	80.971	77.251	73.206	72.73	85.454	125.76	121.58	109.33	105.92	91.46	76.95	71.67	87 / 94
COMED	35.442	34.818	34.67	33.358	33.832	36.968	52.044	77.308	74.907	71.164	64.69	54.812	49.553	45.534	44.283	43.444	46.004	68.972	87.089	80.398	71.978	56.738	47.881	42.579	54 / 62
DOM	62.129	59.802	60.276	61.175	66.014	69.843	105.21	113.77	97.33	88.396	80.13	69.758	65.393	62.758	61.445	60.765	66.944	104.9	105.53	99.295	92.936	78.393	67.985	65.262	78 / 82
NEW JERSEY HUB	65.82	63.87	65.10	64.86	67.72	74.69	101.35	108.43	100.81	99.59	99.02	94.21	87.84	84.42	81.62	81.07	93.06	129.50	126.69	112.83	109.75	95.34	79.66	73.56	90 / 99
DA Forecast	80.3	78.5	77.9	78.5	80.6	85.8	94.0	99.3	99.4	99.4	99.1	98.6	97.5	97.2	96.8	96.5	99.5	104.5	106.8	105.9	104.1	100.6	95.1	89.0	94 / 100



## Preliminary Real-Time Prices with Forecasted and Actual System Load

	HE1	HE2	HE3	HE4	HE5	HE6	HE7	HE8	HE9	HE10	HE11	HE12	HE13	HE14	HE15	HE16	HE17	HE18	HE19	HE20	HE21	HE22	HE23	HE24	avg all/peak
WESTERN HUB	45.42	44.77	44.35	44.50	40.96	48.86	72.18	132.25	69.83	55.69	58.29	48.48	51.61	54.00	52.64	58.25	51.52	56.19	73.51	72.45	67.32	51.78	43.37	43.82	58 / 62
BGE	47.938	47.296	46.587	46.916	43.051	51.671	82.518	174.68	77.86	61.953	68.28	51.395	59.554	62.84	57.464	67.947	60.044	61.256	80.943	78.154	78.012	56.009	45.455	45.69	65 / 71
COMED	34.539	35.49	39.597	36.269	34.795	28.396	23.661	52.848	49.748	37.905	46.227	42.864	38.818	38.899	39.959	38.165	38.374	42.552	64.095	69.371	55.599	43.849	36.916	38.813	42 / 46
DOM	44.8	44.529	44.89	44.464	41.086	48.571	78.657	192.82	74.177	55.468	58.323	47.942	51.445	56.014	49.217	60.791	51.496	48.715	69.682	72.416	66.969	51.175	42.833	43.504	60 / 66
NEW JERSEY HUB	49.63	48.69	47.59	48.13	43.95	52.53	78.56	138.33	77.27	74.35	87.26	57.66	72.50	75.01	87.53	87.16	78.64	97.95	101.37	89.93	98.82	63.01	47.25	47.42	73 / 83
Percent Forecast	3.50	3.75	4.34	4.53	4.46	4.48	5.41	5.41	4.73	3.66	3.19	2.70	2.33	1.42	0.99	0.93	-0.33	0.71	1.08	0.98	0.84	0.63	0.76	1.52	
RTLload	83.21	81.562	81.416	82.258	84.34	89.775	99.387	104.96	104.31	103.17	102.36	101.38	99.846	98.626	97.787	97.453	99.219	105.21	107.95	106.93	104.96	101.26	95.869	90.338	



# PJM Daily Report

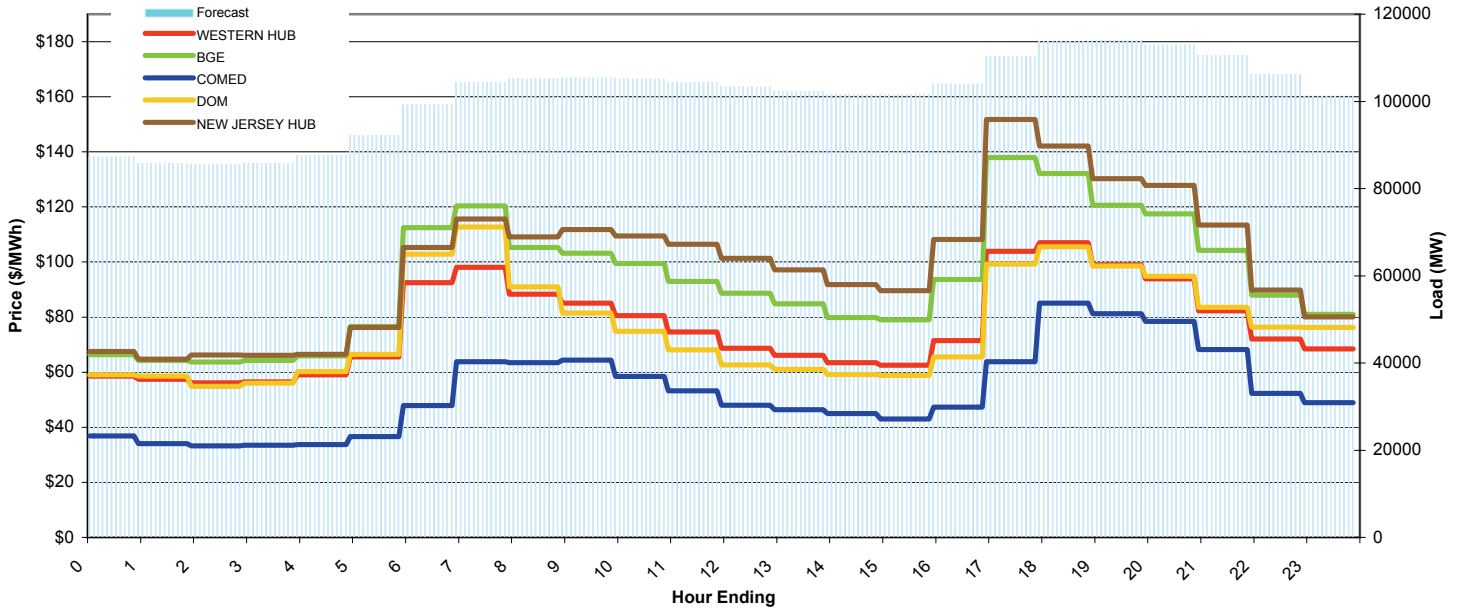
Report for: 1/15/2009

Price Color Codes:

<=0	>=100	>=200
-----	-------	-------

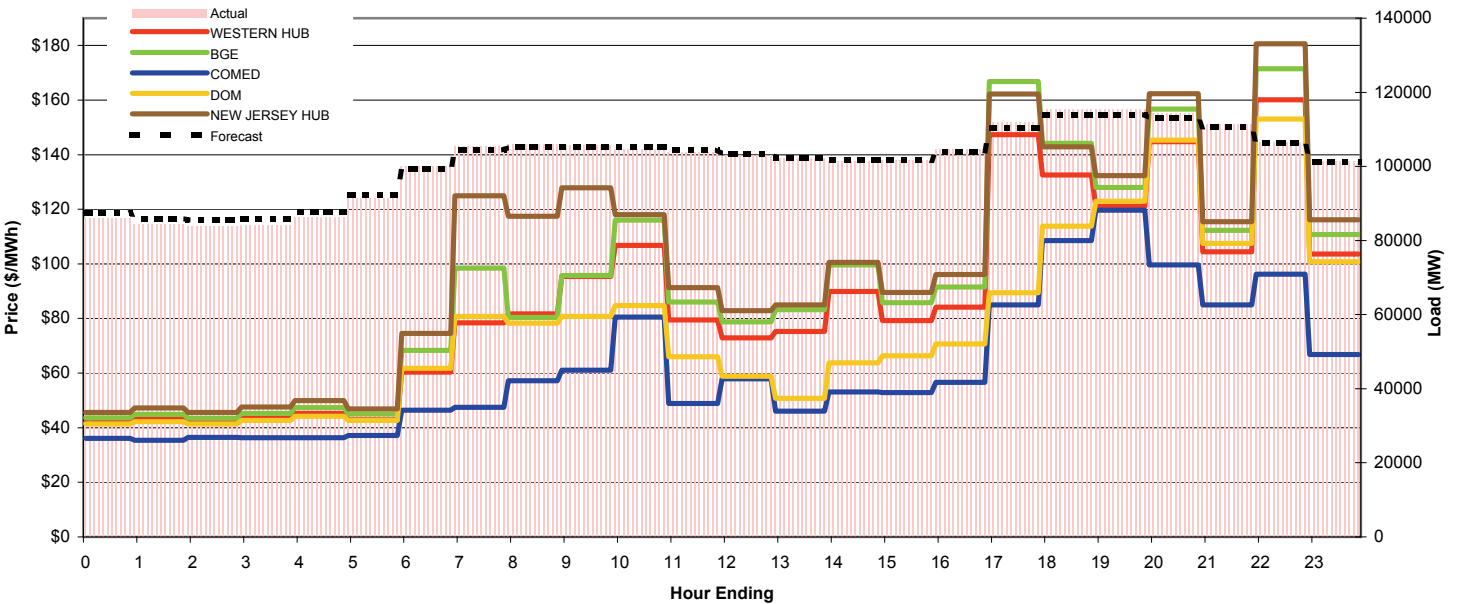
## Day-Ahead Prices and Forecast Load

	HE1	HE2	HE3	HE4	HE5	HE6	HE7	HE8	HE9	HE10	HE11	HE12	HE13	HE14	HE15	HE16	HE17	HE18	HE19	HE20	HE21	HE22	HE23	HE24	avg all/peak
WESTERN HUB	58.57	57.40	56.16	56.53	58.98	65.55	92.53	98.13	88.33	85.10	80.56	74.59	68.70	66.15	63.40	62.52	71.42	103.94	107.05	99.05	93.89	82.23	72.01	68.45	76 / 82
BGE	66.297	64.285	63.729	64.25	65.834	76.544	112.43	120.42	105.34	103.24	99.52	93.023	88.708	84.812	79.83	79.07	93.7	137.93	132.18	120.68	117.49	104.22	87.967	80.977	93 / 103
COMED	36.784	34.02	33.271	33.497	33.669	36.65	47.844	63.777	63.438	64.392	58.472	53.241	48.038	46.318	45.028	42.959	47.261	63.813	85.028	81.274	78.442	68.162	52.31	48.913	53 / 60
DOM	59.085	58.617	54.842	56.038	60.157	66.523	102.86	112.74	91.03	81.479	74.867	68.119	62.625	61.043	59.137	58.824	65.493	99.238	105.5	98.566	94.789	83.507	76.315	76.2	76 / 81
NEW JERSEY HUB	67.55	64.68	66.26	66.08	66.50	76.29	105.26	115.63	109.07	111.76	109.48	106.50	101.31	97.19	91.82	89.54	108.16	151.75	142.08	130.29	127.79	113.42	89.81	80.12	100 / 112
DA Forecast	87.3	85.9	85.5	85.9	87.7	92.2	99.2	104.4	105.2	105.4	105.2	104.4	103.4	102.3	101.6	101.7	104.0	110.4	113.7	114.0	112.9	110.5	106.3	101.3	101 / 107



## Preliminary Real-Time Prices with Forecasted and Actual System Load

	HE1	HE2	HE3	HE4	HE5	HE6	HE7	HE8	HE9	HE10	HE11	HE12	HE13	HE14	HE15	HE16	HE17	HE18	HE19	HE20	HE21	HE22	HE23	HE24	avg all/peak
WESTERN HUB	41.91	43.08	41.85	43.41	45.23	42.92	60.31	78.44	81.64	95.45	106.76	79.49	72.89	75.21	89.91	79.28	84.16	147.32	132.53	121.12	144.79	104.47	160.16	103.58	86 / 103
BGE	43.549	44.852	43.47	45.224	47.299	45.02	68.383	98.422	80.398	95.801	116.04	86.04	78.777	83.231	99.64	85.798	91.506	166.82	144.17	128.02	156.72	112.34	171.52	110.82	93 / 112
COMED	36.083	35.397	36.422	36.39	36.317	37.146	46.361	47.433	57.163	61.039	80.529	48.858	57.934	46.091	53.13	52.889	56.603	85.036	108.51	119.7	99.678	84.922	96.284	66.789	62 / 72
DOM	41.356	42.195	41.332	42.664	44.226	42.672	61.8	80.716	78.284	80.782	84.71	66.046	58.889	50.717	63.767	66.284	70.714	89.463	113.85	122.93	145.39	107.46	153.06	100.81	77 / 90
NEW JERSEY HUB	45.54	47.18	45.56	47.58	49.94	46.84	74.55	124.95	117.43	127.88	118.09	91.33	82.87	84.93	100.51	89.60	96.12	162.20	142.87	132.34	162.32	115.41	180.65	116.20	100 / 121
Percent Forecast	-1.48	-1.90	-2.05	-2.11	-1.61	-0.89	0.72	0.89	0.73	0.16	-0.47	-0.65	-0.42	-0.19	-0.23	0.08	0.54	1.21	1.43	1.19	1.21	0.70	0.24	0.18	
RTLoad	86.011	84.307	83.79	84.128	86.287	91.415	99.916	105.32	105.97	105.53	104.7	103.76	102.93	102.15	101.4	101.76	104.55	111.76	115.4	115.38	114.32	111.32	106.52	101.44	



# PJM Daily Report

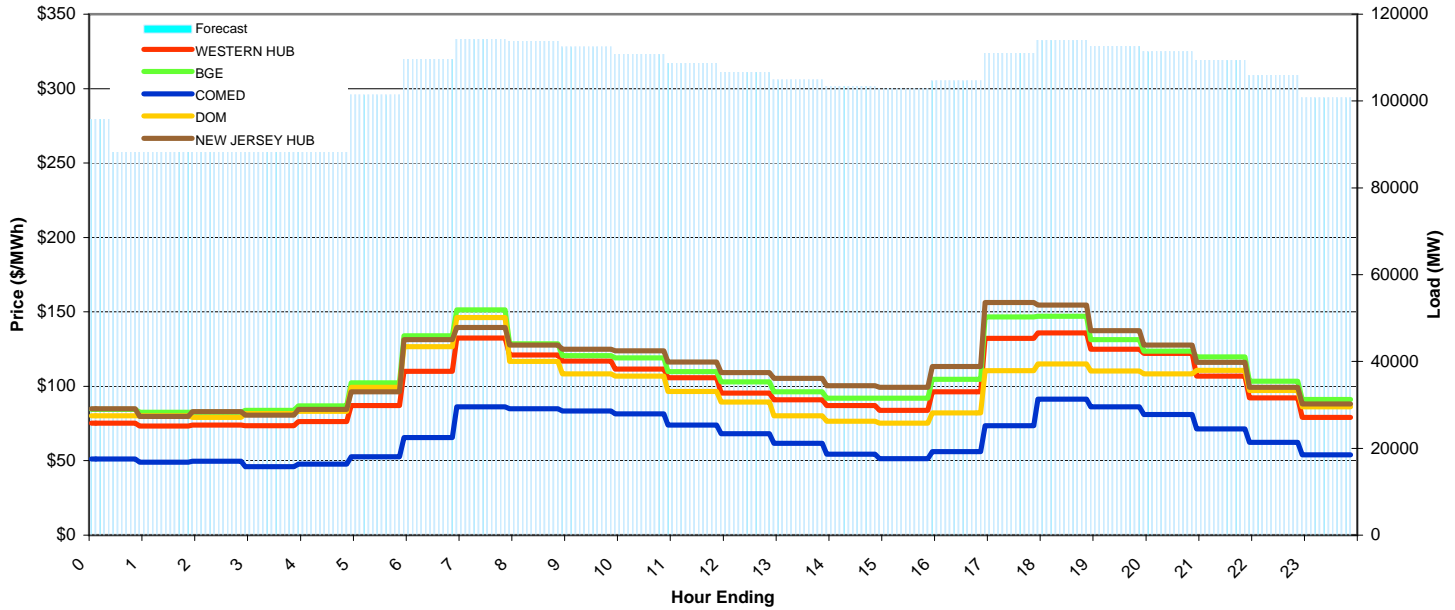
Report for: 1/16/2009

Price Color Codes:

≤0	≥100	≥200
----	------	------

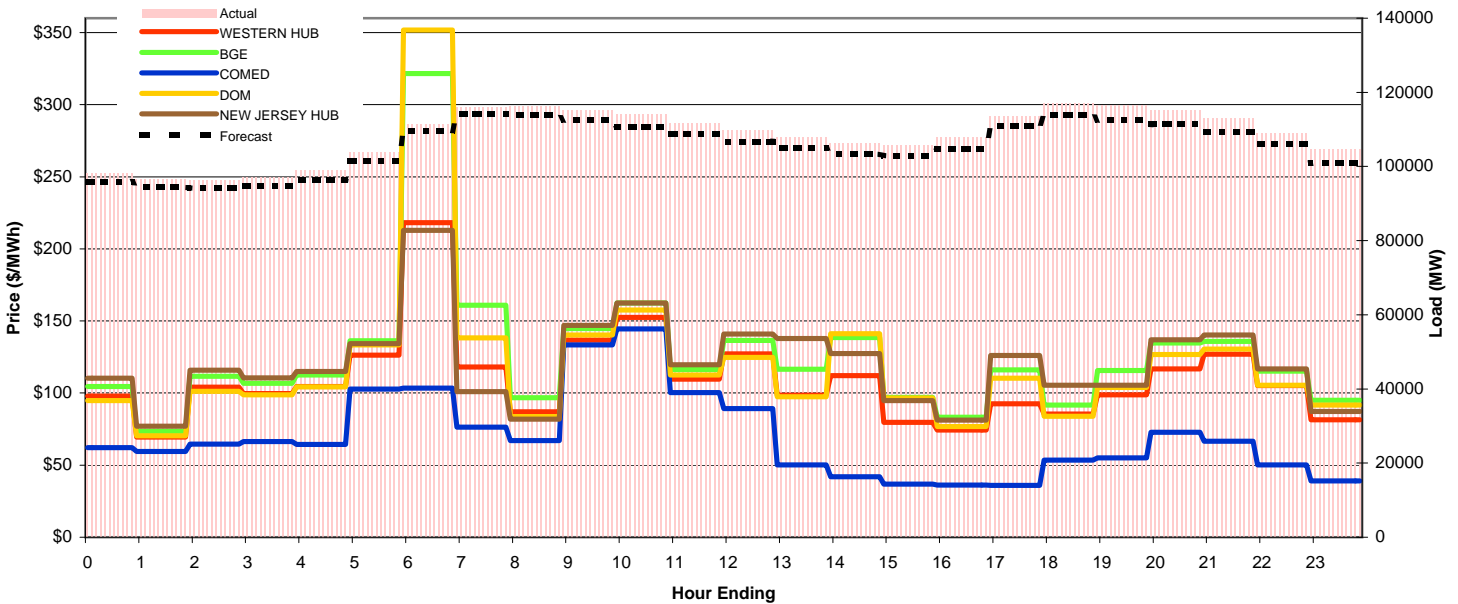
## Day-Ahead Prices and Forecast Load

	HE1	HE2	HE3	HE4	HE5	HE6	HE7	HE8	HE9	HE10	HE11	HE12	HE13	HE14	HE15	HE16	HE17	HE18	HE19	HE20	HE21	HE22	HE23	HE24	avg all/peak
WESTERN HUB	75.20	73.30	73.87	73.52	76.32	87.11	109.98	132.33	121.00	117.00	111.55	105.72	95.49	91.00	87.00	83.85	96.35	132.27	135.82	125.00	122.04	106.86	92.26	79.04	100 / 110
BGE	84.45	82.61	82.532	83.783	86.903	102.3	133.83	151.36	128.57	120.69	119.06	109.76	103.02	96.356	92.049	91.961	104.74	146.72	147.02	131.34	123.64	119.79	103.48	91.187	110 / 118
COMED	51.066	48.927	49.69	45.935	47.792	52.724	65.47	86.128	84.829	83.487	81.508	73.879	68.103	61.638	54.304	51.308	56.165	73.477	91.277	86.186	80.981	71.334	62.259	53.871	66 / 73
DOM	80.094	80.24	79.141	81.747	83.208	99.261	126.56	146.16	116.73	108.3	106.9	96.422	89.349	80.219	76.551	75.259	82.219	110.55	115	110.27	108.29	110.75	97.106	86.314	98 / 102
NEW JERSEY HUB	84.89	79.71	82.88	80.52	84.41	96.26	131.40	139.54	127.61	125.01	123.80	116.26	109.24	105.26	100.36	99.42	113.41	156.29	154.52	137.42	127.74	116.02	99.27	88.08	112 / 122
DA Forecast	95.8	94.5	94.1	94.7	96.5	101.5	109.6	114.2	113.8	112.5	110.8	108.7	106.7	104.9	103.3	102.9	104.7	111.0	114.0	112.5	111.4	109.4	106.0	100.8	106 / 109



## Preliminary Real-Time Prices with Forecasted and Actual System Load

	HE1	HE2	HE3	HE4	HE5	HE6	HE7	HE8	HE9	HE10	HE11	HE12	HE13	HE14	HE15	HE16	HE17	HE18	HE19	HE20	HE21	HE22	HE23	HE24	avg all/peak
WESTERN HUB	97.78	69.41	104.05	99.73	104.61	126.34	218.18	118.13	87.05	136.66	152.58	109.62	127.07	98.53	112.18	79.61	74.27	92.53	85.42	98.75	116.77	126.94	105.19	81.46	109 / 108
BGE	104.5	73.489	111.56	106.86	112.6	136.31	321.53	160.93	96.797	144.77	162.46	116.32	136.54	116.56	138.4	96.903	83.227	116.1	91.557	115.56	134.66	135.87	115.29	94.982	126 / 123
COMED	62.152	59.479	64.495	66.408	64.288	102.72	103.35	76.243	67.083	133.44	144.52	100.22	89.287	50.127	41.937	36.771	36.164	36.046	53.391	55.007	72.723	66.522	50.26	38.989	70 / 69
DOM	94.82	70.435	101.29	98.673	104.25	133.32	351.7	138.25	83.633	140.32	157.53	112.45	124.64	97.338	141.12	96.528	76.752	110.42	83.851	103.93	126.73	130.47	105.49	91.659	120 / 114
NEW JERSEY HUB	110.28	77.07	115.82	110.55	114.94	134.24	212.76	100.99	81.98	146.92	162.48	119.73	140.87	137.81	127.49	94.81	81.19	126.12	105.35	105.53	136.91	140.17	116.65	87.33	120 / 120
Percent Forecast	2.33	2.31	2.34	2.32	2.66	2.18	1.42	1.59	2.07	2.36	2.89	2.76	2.93	2.79	2.86	2.63	2.96	2.34	2.62	3.51	3.35	3.14	2.73	3.58	
RTLoad	98.072	96.692	96.387	96.986	99.091	103.71	111.22	116.08	116.17	115.24	114.05	111.81	109.9	107.91	106.35	105.65	107.9	113.7	117.05	116.64	115.24	112.9	108.97	104.53	

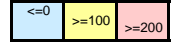




# PJM Daily Report

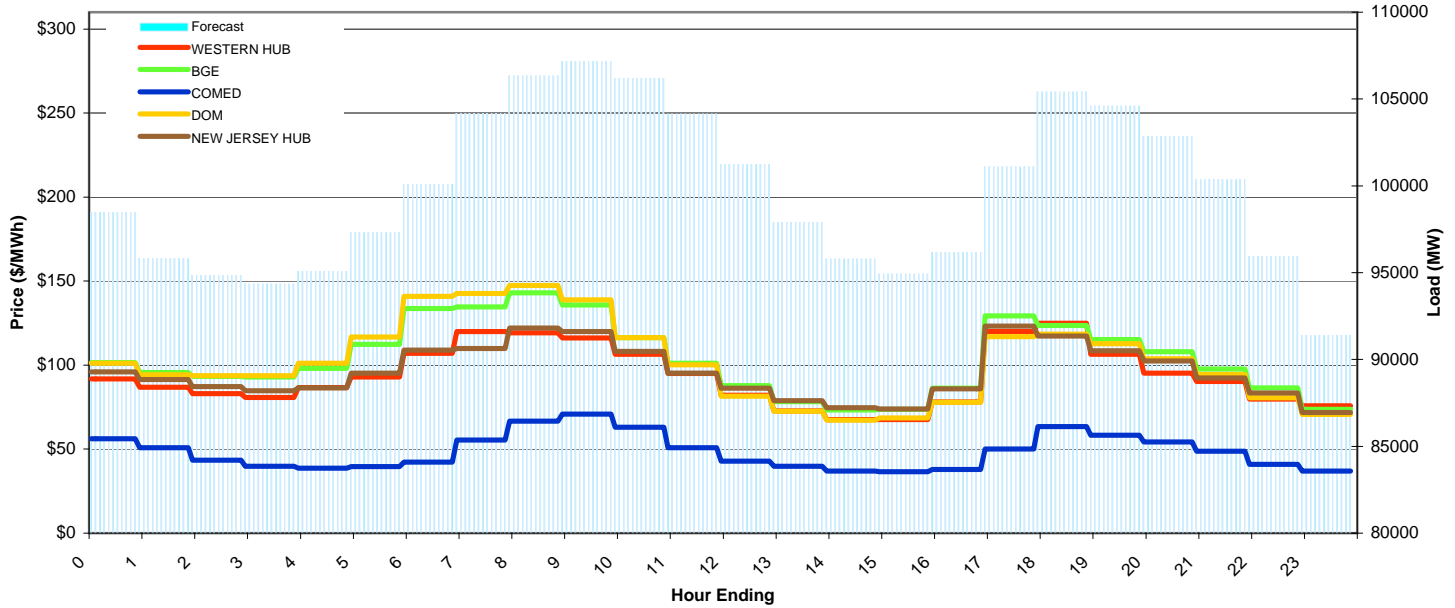
Report for: 1/17/2009

Price Color Codes:



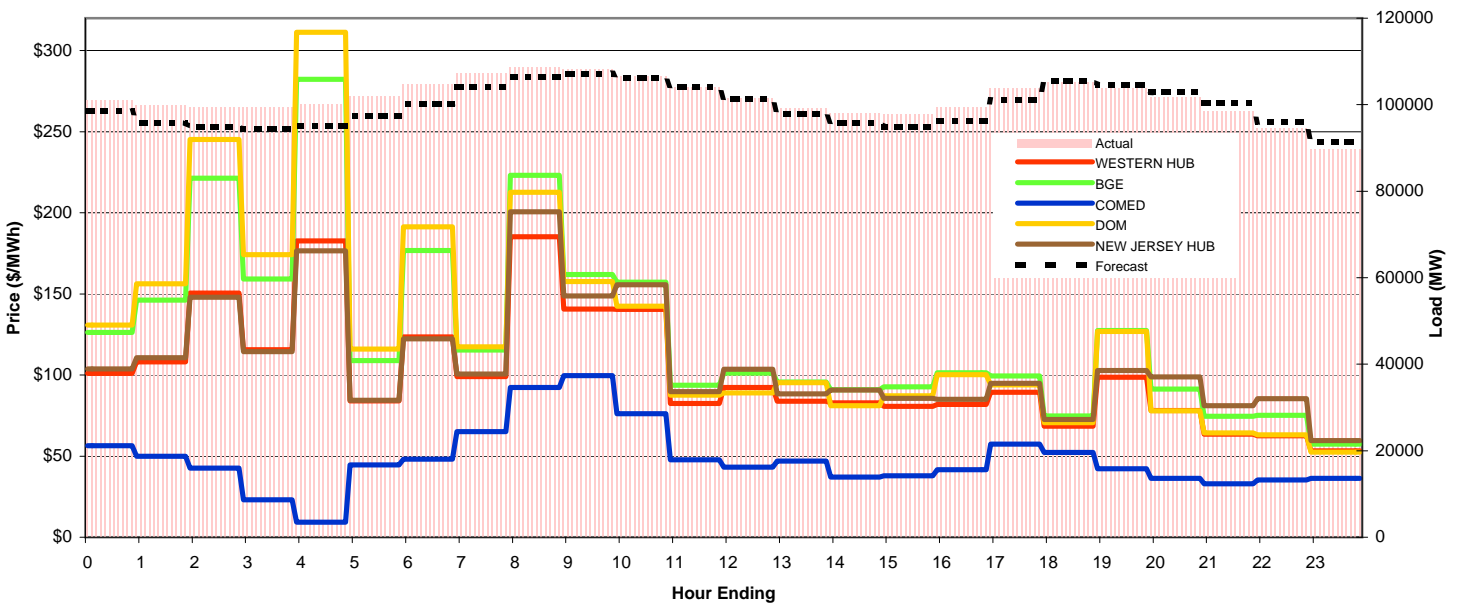
## Day-Ahead Prices and Forecast Load

	HE1	HE2	HE3	HE4	HE5	HE6	HE7	HE8	HE9	HE10	HE11	HE12	HE13	HE14	HE15	HE16	HE17	HE18	HE19	HE20	HE21	HE22	HE23	HE24	avg all/peak
WESTERN HUB	91.71	86.76	82.94	80.72	86.68	92.88	106.96	120.00	119.21	116.10	106.45	95.00	82.15	72.71	67.65	67.54	77.99	120.00	125.00	106.50	95.17	90.30	79.81	75.84	94 / 96
BGE	101.59	95.579	93.34	92.858	97.975	112.25	133.77	134.53	142.95	136.69	116.39	101.19	87.69	78.28	73.292	73.69	86.291	129.23	123.54	115.22	107.97	97.76	86.429	73.673	104 / 106
COMED	56.138	50.85	43.455	39.88	38.574	39.6	42.279	55.343	66.646	70.885	62.955	50.85	42.847	39.773	36.949	36.539	37.833	50.067	63.393	58.249	54.251	48.695	40.964	36.907	48 / 51
DOM	101.16	94.334	93.687	93.669	101.18	116.66	140.88	142.61	147.4	138.8	116.34	100.14	81.459	72.489	67.279	68.516	77.955	116.91	118.4	112.75	103.82	94.48	80.574	70.704	102 / 102
NEW JERSEY HUB	95.98	91.42	87.16	84.70	86.50	95.15	108.97	109.91	121.99	120.02	108.10	95.22	86.30	78.85	74.65	73.91	85.92	123.17	117.28	108.50	102.43	92.42	83.37	71.83	96 / 99
DA Forecast	98.5	95.8	94.8	94.4	95.1	97.3	100.1	104.2	106.3	107.2	106.2	104.1	101.2	97.9	95.8	94.9	96.2	101.1	105.4	104.6	102.9	100.4	96.0	91.4	100 / 102



## Preliminary Real-Time Prices with Forecasted and Actual System Load

	HE1	HE2	HE3	HE4	HE5	HE6	HE7	HE8	HE9	HE10	HE11	HE12	HE13	HE14	HE15	HE16	HE17	HE18	HE19	HE20	HE21	HE22	HE23	HE24	avg all/peak
WESTERN HUB	100.97	108.08	150.48	115.69	182.71	84.09	123.42	99.05	185.30	140.58	140.56	62.54	92.25	83.76	82.84	80.62	81.81	89.34	68.43	98.73	78.12	63.44	62.63	53.33	102 / 96
BGE	126.26	146.14	221.3	159.3	282.26	108.97	176.83	115.35	223.19	162.02	157.19	93.661	101.13	95.596	90.918	92.723	101.35	99.525	74.706	127.48	91.393	74.659	75.123	57.508	127 / 111
COMED	56.414	49.861	42.54	23.072	9.2057	44.492	48.118	65.17	92.384	99.586	76.106	47.721	43.291	46.9	37.006	37.868	41.699	57.359	52.207	42.157	36.368	32.864	35.278	36.317	48 / 53
DOM	130.81	156.18	245.22	174.26	311.36	115.97	191.32	117.39	212.67	157.54	142.46	87.679	88.91	95.263	81.105	87.137	100.27	93.846	70.719	126.92	77.954	64.356	63.105	52.55	127 / 104
NEW JERSEY HUB	103.83	110.76	148.04	114.39	176.64	84.44	122.37	100.63	200.74	148.77	155.57	89.85	103.64	88.43	90.80	85.63	85.03	94.83	72.70	102.72	98.88	80.99	85.38	59.56	109 / 105
Percent Forecast	2.48	3.97	4.61	5.04	4.99	4.55	4.51	2.83	2.18	0.94	0.45	-0.03	0.20	1.35	2.23	2.94	3.37	2.68	-0.11	-0.68	-1.07	-1.95	-1.48	-1.82	
RTLload	100.96	99.768	99.423	99.364	100.06	101.94	104.83	107.22	108.7	108.19	106.67	104.11	101.43	99.254	97.98	97.804	99.522	103.89	105.3	103.9	101.76	98.44	94.557	89.748	



# PJM Daily Report

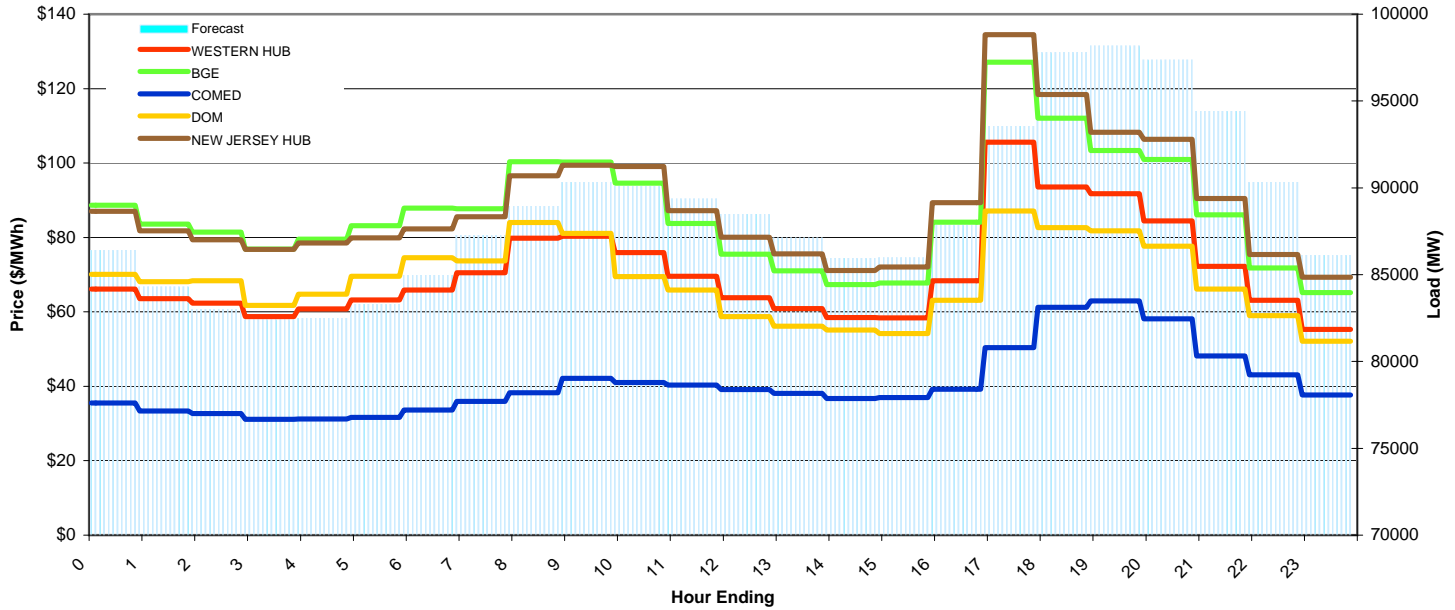
Report for: 1/18/2009

Price Color Codes:

<=0	>=100	>=200
-----	-------	-------

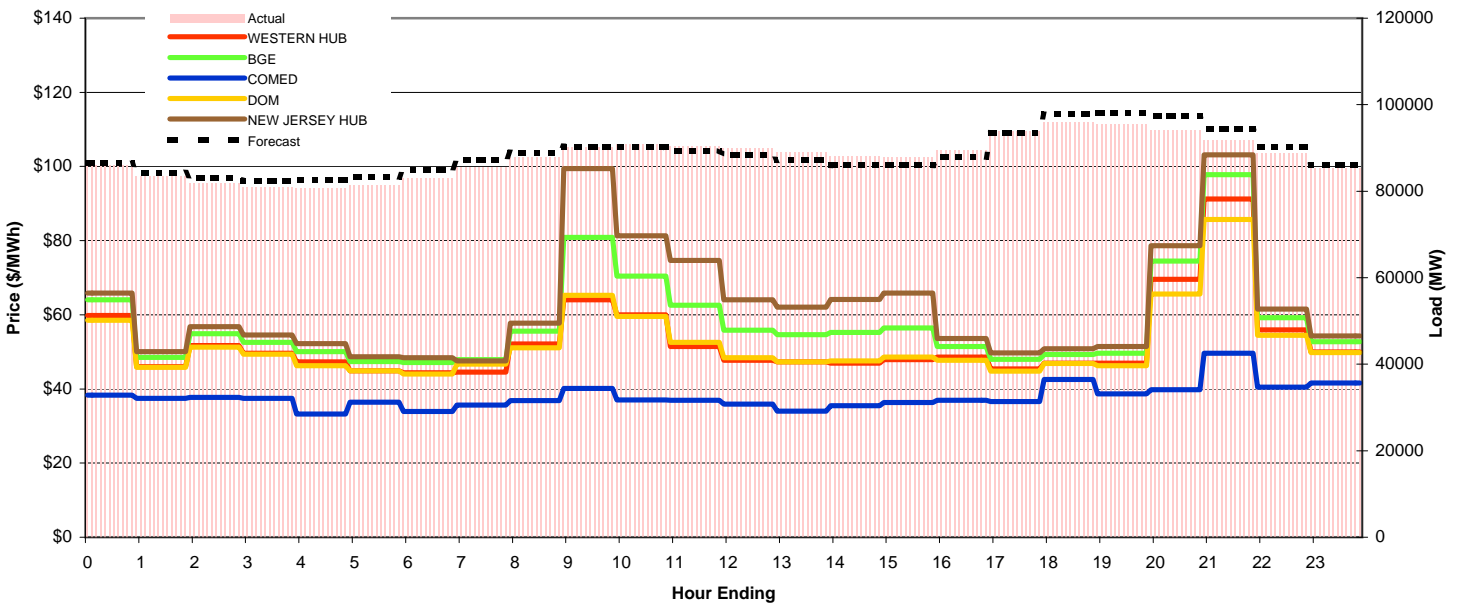
## Day-Ahead Prices and Forecast Load

	HE1	HE2	HE3	HE4	HE5	HE6	HE7	HE8	HE9	HE10	HE11	HE12	HE13	HE14	HE15	HE16	HE17	HE18	HE19	HE20	HE21	HE22	HE23	HE24	avg all/peak
WESTERN HUB	66.14	63.57	62.38	58.70	60.77	63.17	65.90	70.55	79.79	80.34	75.90	69.59	63.82	60.84	58.45	58.35	68.33	105.59	93.55	91.74	84.45	72.28	63.16	55.26	71 / 75
BGE	88.625	83.6	81.427	76.839	79.53	83.17	87.928	87.728	100.33	100.29	94.624	83.797	75.541	70.991	67.318	67.778	84.13	127.13	112.07	103.39	100.98	86.081	71.829	65.156	87 / 90
COMED	35.488	33.35	32.716	31.094	31.204	31.641	33.648	35.908	38.288	42.176	40.984	40.309	39.113	38.072	36.724	36.993	39.212	50.403	61.269	62.989	58.149	48.15	43.042	37.642	41 / 44
DOM	70.054	68.076	68.386	61.744	64.749	69.544	74.521	73.735	84.019	81.101	69.52	65.913	58.722	56.117	55.11	54.207	63.159	87.114	82.681	81.776	77.639	66.158	58.99	52.152	69 / 70
NEW JERSEY HUB	87.01	81.75	79.34	76.77	78.51	79.91	82.32	85.55	96.58	99.38	99.05	87.18	80.09	75.59	71.14	72.07	89.34	134.45	118.42	108.30	106.37	90.45	75.44	69.35	89 / 93
DA Forecast	86.4	84.3	83.0	82.4	82.5	83.3	85.0	87.3	88.9	90.3	90.1	89.4	88.5	87.1	86.0	86.0	87.9	93.5	97.8	98.2	97.4	94.4	90.3	86.1	89 / 91



## Preliminary Real-Time Prices with Forecasted and Actual System Load

	HE1	HE2	HE3	HE4	HE5	HE6	HE7	HE8	HE9	HE10	HE11	HE12	HE13	HE14	HE15	HE16	HE17	HE18	HE19	HE20	HE21	HE22	HE23	HE24	avg all/peak
WESTERN HUB	59.85	45.98	51.68	49.64	47.31	44.88	44.40	44.53	52.17	64.05	59.96	51.42	47.74	47.28	46.99	47.93	48.61	45.43	46.98	46.98	69.60	91.24	55.91	49.96	53 / 54
BGE	64.058	48.551	54.923	52.576	50.095	47.404	47.13	47.878	55.616	80.855	70.474	62.546	55.865	54.644	55.267	56.477	51.481	47.954	49.315	49.616	74.499	97.766	59.218	52.708	58 / 61
COMED	38.347	37.488	37.755	37.476	33.222	36.43	33.906	35.65	36.869	40.139	36.988	36.94	35.912	34.008	35.504	36.357	36.94	36.586	42.52	38.656	39.77	49.631	40.47	41.628	38 / 38
DOM	58.492	45.84	51.268	49.334	46.292	44.888	44.062	46.686	51.058	65.269	59.525	52.528	48.404	47.318	47.537	48.586	47.732	44.777	46.874	46.23	65.559	85.673	54.441	49.776	52 / 54
NEW JERSEY HUB	65.84	50.05	56.79	54.51	52.19	48.68	48.40	47.59	57.75	99.42	81.32	74.63	64.08	62.03	64.15	65.88	53.62	49.75	50.84	51.47	78.66	103.13	61.53	54.31	62 / 67
Percent Forecast	-0.43	-1.02	-1.34	-1.70	-2.12	-2.29	-2.37	-1.99	-1.24	-0.03	0.72	1.25	1.72	2.05	2.55	2.10	1.73	0.32	-1.84	-2.99	-3.43	-2.85	-1.75	-1.01	
RTLoad	86.048	83.443	81.901	81.024	80.77	81.442	83.026	85.569	87.84	90.271	90.76	90.496	90.007	88.947	88.196	87.82	89.398	93.829	96.013	95.333	94.143	91.784	88.754	85.269	



# PJM Daily Report

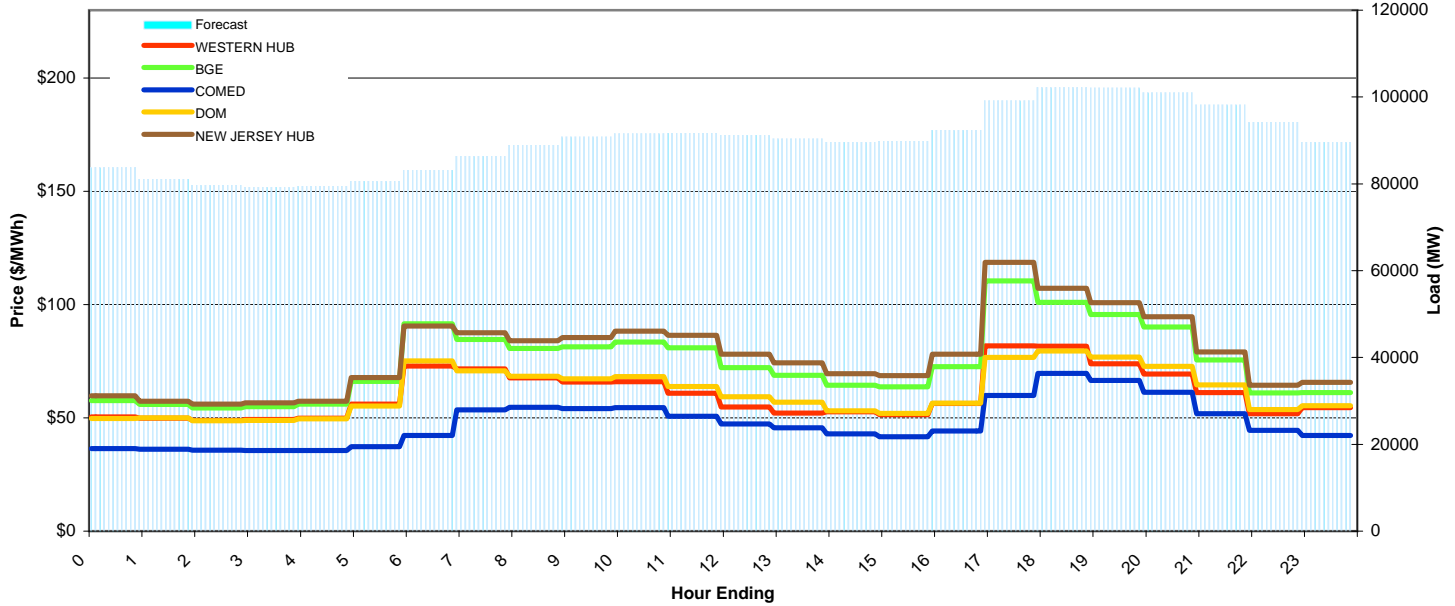
Report for: 1/19/2009

Price Color Codes:

<=0	>=100	>=200
-----	-------	-------

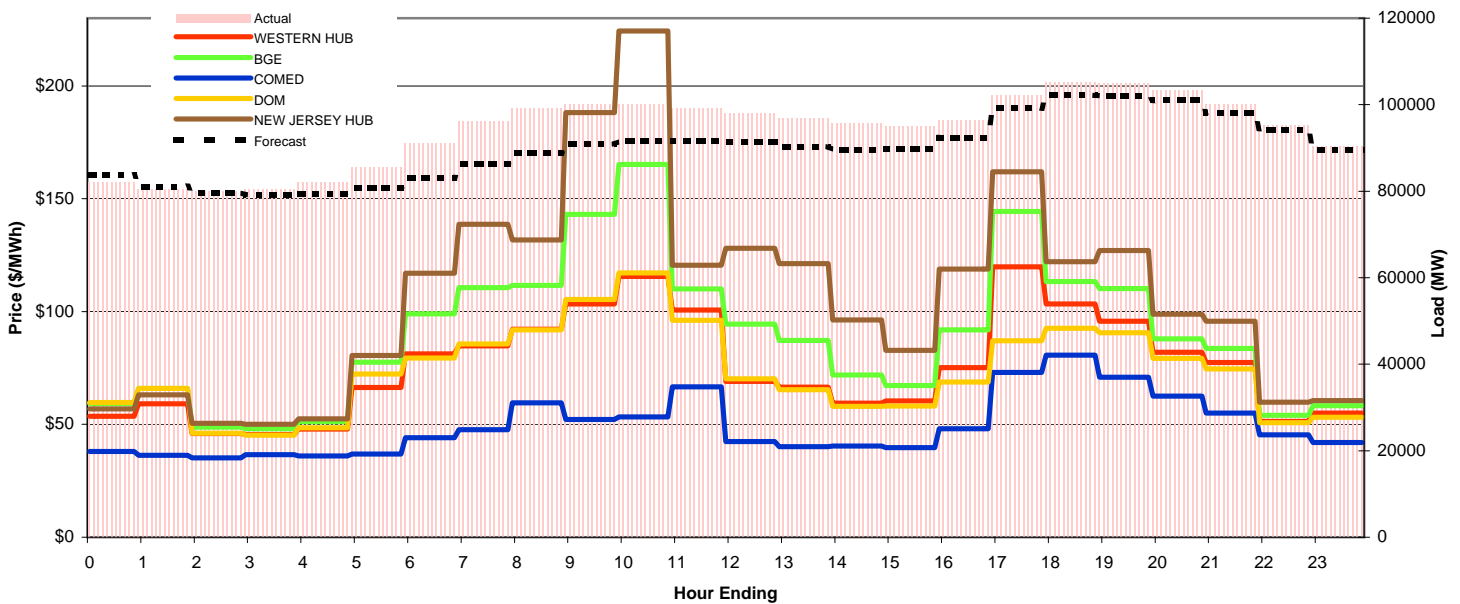
## Day-Ahead Prices and Forecast Load

	HE1	HE2	HE3	HE4	HE5	HE6	HE7	HE8	HE9	HE10	HE11	HE12	HE13	HE14	HE15	HE16	HE17	HE18	HE19	HE20	HE21	HE22	HE23	HE24	avg all/peak
WESTERN HUB	50.42	49.84	48.87	49.33	49.80	56.05	72.97	71.68	67.65	65.84	65.96	60.86	54.76	52.19	52.65	51.48	56.44	81.75	81.64	73.88	69.39	61.24	51.91	54.48	60 / 64
BGE	57.617	56.007	54.387	55.02	56.068	66.13	91.509	84.59	80.652	81.41	83.49	80.931	72.185	68.765	64.431	63.684	72.621	110.44	100.98	95.656	90.075	75.617	61.055	61.137	74 / 80
COMED	36.507	36.181	35.783	35.651	35.583	37.234	42.242	53.599	54.642	54.094	54.593	50.715	47.28	45.668	42.996	41.659	44.19	59.851	69.677	66.557	61.367	51.906	44.519	42.203	48 / 53
DOM	49.761	50.009	48.686	48.915	49.64	55.22	75.149	70.715	68.427	67.3	68.263	63.79	59.296	57.003	53.096	51.931	56.563	76.692	79.602	76.833	72.744	64.541	53.631	55.427	61 / 65
NEW JERSEY HUB	59.78	57.43	56.10	56.68	57.39	67.83	90.56	87.64	84.05	85.53	88.28	86.44	78.09	74.34	69.55	68.70	78.07	118.65	107.26	100.87	94.67	79.17	64.40	65.68	78 / 85
DA Forecast	83.7	81.1	79.7	79.1	79.4	80.6	83.1	86.4	88.9	90.8	91.6	91.6	91.3	90.4	89.6	89.8	92.4	99.1	102.2	102.1	101.0	98.2	94.1	89.6	90 / 94



## Preliminary Real-Time Prices with Forecasted and Actual System Load

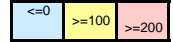
	HE1	HE2	HE3	HE4	HE5	HE6	HE7	HE8	HE9	HE10	HE11	HE12	HE13	HE14	HE15	HE16	HE17	HE18	HE19	HE20	HE21	HE22	HE23	HE24	avg all/peak
WESTERN HUB	53.61	59.06	45.93	45.57	47.90	66.43	81.27	84.83	92.14	103.44	115.54	100.71	69.12	66.45	59.48	60.42	75.20	119.87	103.34	95.74	81.94	77.43	51.32	54.96	75 / 85
BGE	59.211	65.902	48.845	48.072	51.225	77.524	98.942	110.67	111.56	143.01	165.14	110.01	94.376	87.235	71.927	67.213	91.905	144.29	113.35	110.2	87.901	83.668	53.979	58.272	90 / 103
COMED	38.062	36.355	35.213	36.633	35.974	36.85	44.063	47.601	59.537	52.223	53.36	66.627	42.452	40.065	40.374	39.699	48.033	72.987	80.674	70.893	62.508	55.085	45.373	41.953	49 / 55
DOM	59.665	65.896	46.129	45.189	48.541	72.308	79.427	85.706	91.954	105.37	117.1	96.083	70.13	65.318	57.99	58.078	68.722	87.065	92.625	90.666	79.33	74.558	50.7	53.21	73 / 81
NEW JERSEY HUB	56.80	63.14	50.41	50.05	52.40	80.50	116.93	138.72	131.69	188.19	224.29	120.52	128.08	121.28	96.25	82.87	118.86	161.97	122.04	127.11	98.87	95.75	59.91	60.52	106 / 126
Percent Forecast	-1.97	-0.80	0.27	1.63	3.23	5.81	8.86	10.22	10.34	9.20	8.62	7.64	6.82	6.68	6.49	5.56	4.12	2.89	2.88	2.74	2.20	1.91	1.13	0.85	
RTLoad	82.099	80.472	79.923	80.441	82.052	85.607	91.182	96.195	99.169	100.03	100.18	99.215	97.961	96.816	95.787	95.066	96.352	102.07	105.18	104.98	103.25	100.07	95.221	90.343	



# PJM Daily Report

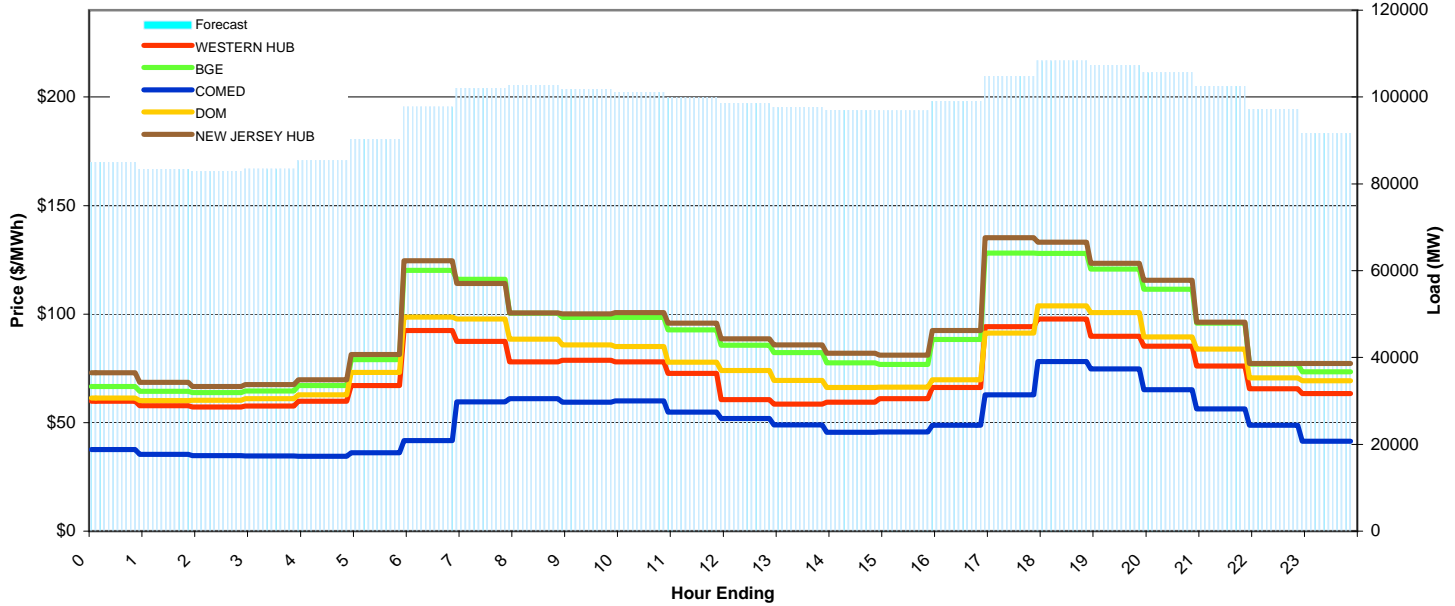
Report for: 1/20/2009

Price Color Codes:



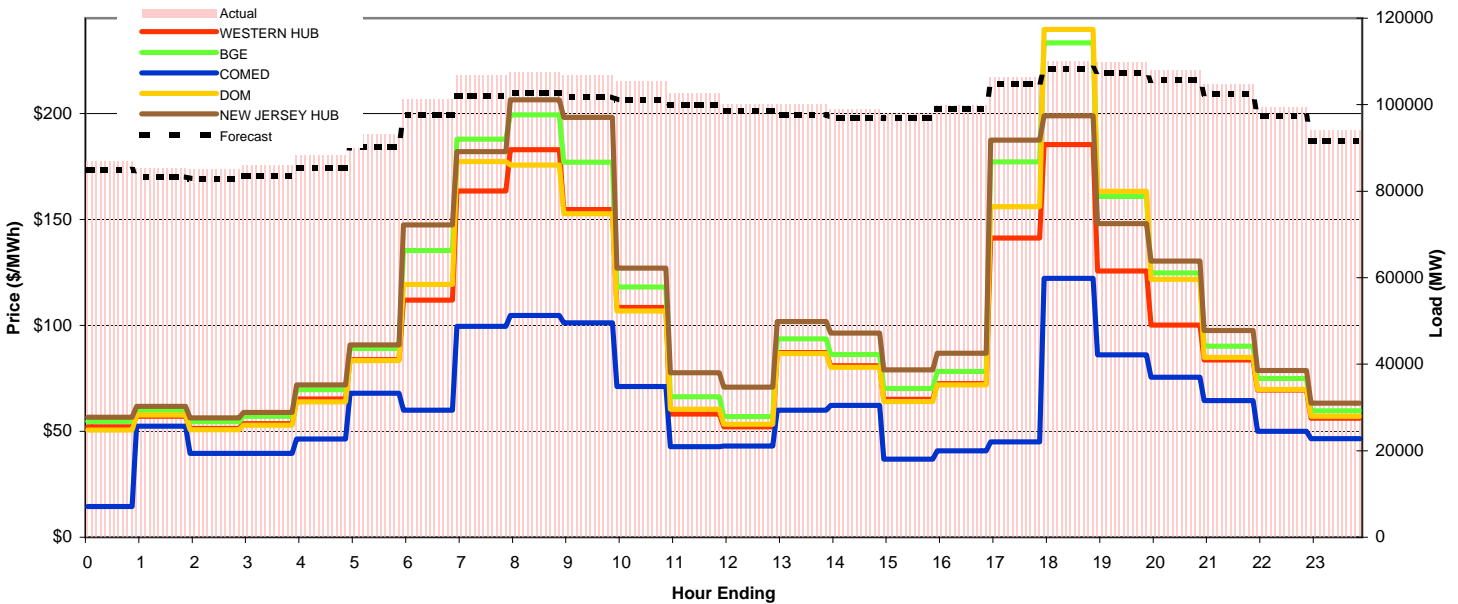
## Day-Ahead Prices and Forecast Load

	HE1	HE2	HE3	HE4	HE5	HE6	HE7	HE8	HE9	HE10	HE11	HE12	HE13	HE14	HE15	HE16	HE17	HE18	HE19	HE20	HE21	HE22	HE23	HE24	avg all/peak
WESTERN HUB	59.92	57.85	57.21	57.65	59.81	67.13	92.38	87.38	77.95	78.78	78.01	72.72	60.63	58.55	59.48	60.96	66.17	94.22	97.74	89.81	85.22	76.02	65.63	63.46	72 / 76
BGE	66.653	64.356	63.773	64.551	67.086	79.082	120.1	115.95	100.35	98.43	98.485	92.749	85.691	82.256	77.476	76.749	88.276	128.04	127.93	120.73	111.41	95.854	77.018	73.398	91 / 99
COMED	37.615	35.377	34.78	34.668	34.489	36.14	41.763	59.553	61	59.361	59.967	54.908	51.892	48.909	45.543	45.646	48.793	62.852	78.094	74.769	65.205	56.271	48.745	41.414	51 / 58
DOM	61.283	60.164	60.345	61.035	62.764	73.14	98.695	97.803	88.518	85.748	85.121	77.891	73.985	69.423	66.127	66.284	69.724	91.215	103.8	100.69	89.468	83.827	70.562	69.313	78 / 83
NEW JERSEY HUB	72.95	68.56	66.60	67.46	69.70	81.38	124.64	114.11	100.55	100.05	100.76	95.82	88.55	85.73	81.92	81.05	92.48	135.24	133.09	123.34	115.60	96.31	77.18	77.26	94 / 101
DA Forecast	84.9	83.4	82.9	83.4	85.4	90.2	97.7	102.0	102.7	101.8	101.1	99.9	98.6	97.7	97.0	96.9	99.1	104.7	108.3	107.3	105.6	102.5	97.3	91.7	97 / 101



## Preliminary Real-Time Prices with Forecasted and Actual System Load

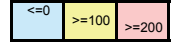
	HE1	HE2	HE3	HE4	HE5	HE6	HE7	HE8	HE9	HE10	HE11	HE12	HE13	HE14	HE15	HE16	HE17	HE18	HE19	HE20	HE21	HE22	HE23	HE24	avg all/peak
WESTERN HUB	52.05	57.15	51.42	53.67	65.29	83.83	111.86	163.45	182.86	154.74	108.41	58.15	52.08	87.14	80.97	65.11	72.56	141.23	185.34	125.61	100.16	83.73	69.55	56.14	94 / 108
BGE	54.641	60.015	54.503	57.089	69.578	89.124	135.38	187.88	199.4	177	118.18	66.349	57.02	93.666	86.219	70.196	78.263	177.14	233.42	160.9	124.82	90.231	74.94	59.698	107 / 125
COMED	14.455	52.361	39.563	39.531	46.356	67.961	59.974	99.541	104.72	101.13	71.145	42.676	43.113	59.993	62.206	36.888	40.763	45.022	122.14	86.087	75.546	64.488	49.986	46.47	61 / 69
DOM	50.642	57.625	50.769	52.848	63.954	83.395	119.33	177.29	175.6	152.64	106.84	60.475	53.343	86.663	80.279	63.999	71.971	156.06	239.71	163.27	121.73	84.947	69.787	57.101	100 / 117
NEW JERSEY HUB	56.70	61.73	56.29	58.86	71.94	90.81	147.39	182.07	206.51	198.21	127.08	77.61	70.82	101.82	96.40	78.98	86.81	187.48	199.00	148.08	130.38	97.56	78.65	63.27	111 / 129
Percent Forecast	2.35	2.34	2.62	2.91	3.28	3.28	3.43	4.50	4.57	4.71	3.99	2.58	1.55	2.49	1.94	1.26	0.88	1.52	1.57	2.19	2.14	2.03	2.09	2.59	
RTLoad	86.979	85.379	85.13	85.941	88.242	93.249	101.21	106.82	107.58	106.85	105.32	102.52	100.16	100.2	98.907	98.108	99.95	106.36	110.05	109.7	107.94	104.67	99.332	94.094	



# PJM Daily Report

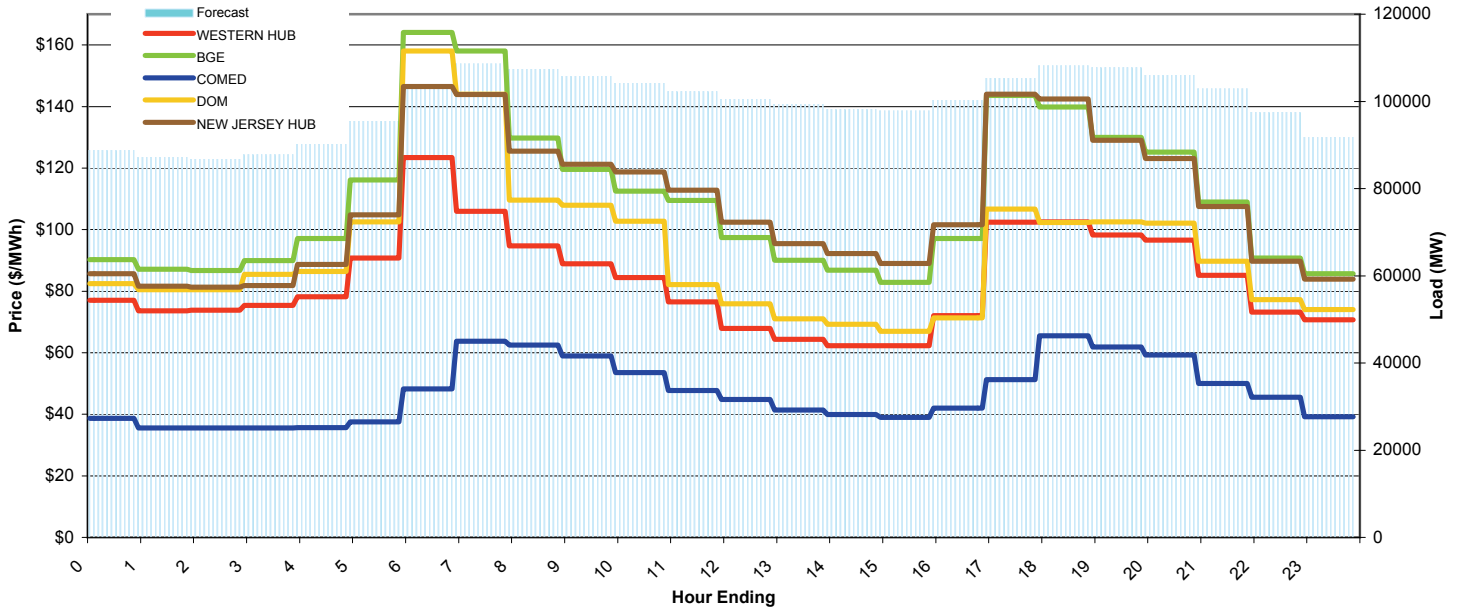
Report for: 1/21/2009

Price Color Codes:



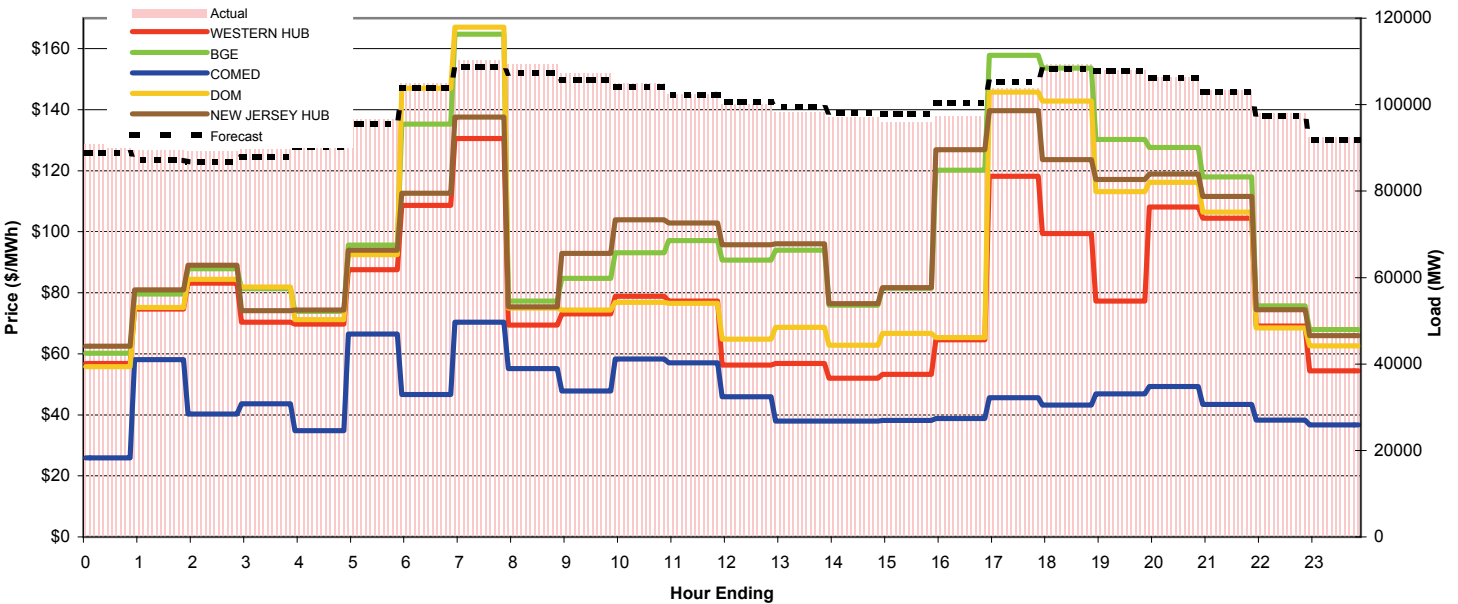
## Day-Ahead Prices and Forecast Load

	HE1	HE2	HE3	HE4	HE5	HE6	HE7	HE8	HE9	HE10	HE11	HE12	HE13	HE14	HE15	HE16	HE17	HE18	HE19	HE20	HE21	HE22	HE23	HE24	avg all/peak
WESTERN HUB	77.02	73.62	73.82	75.35	78.22	90.76	123.41	105.94	94.68	88.91	84.41	76.49	67.88	64.39	62.29	62.26	72.02	102.43	102.54	98.24	96.61	85.14	73.24	70.65	83 / 84
BGE	90.276	87.113	86.7	89.9	97.09	116.11	164.13	158	129.8	119.62	112.52	109.46	97.411	90.086	86.799	82.863	97.088	143.56	139.81	130	125.14	108.98	90.753	85.641	110 / 114
COMED	38.69	35.589	35.592	35.533	35.674	37.581	48.268	63.707	62.471	58.924	53.542	47.719	44.808	41.409	39.908	39.015	41.966	51.268	65.551	61.876	59.233	50	45.563	39.246	47 / 52
DOM	82.428	80.454	80.463	85.449	86.384	102.54	158.09	143.99	109.54	107.89	102.68	82.159	75.866	71.04	69.269	67.009	71.297	106.68	102.28	102.52	102.15	89.775	77.273	74.071	93 / 93
NEW JERSEY HUB	85.65	81.61	81.26	81.80	88.66	104.78	146.54	143.91	125.53	121.28	118.75	112.80	102.47	95.50	92.26	89.05	101.62	143.98	142.43	128.99	123.15	107.46	89.68	83.94	108 / 115
DA Forecast	88.7	87.2	86.8	87.8	90.1	95.5	103.8	108.6	107.4	105.7	104.2	102.3	100.5	99.3	98.2	97.9	100.3	105.3	108.2	107.7	106.1	102.9	97.4	91.7	99 / 103



## Preliminary Real-Time Prices with Forecasted and Actual System Load

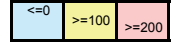
	HE1	HE2	HE3	HE4	HE5	HE6	HE7	HE8	HE9	HE10	HE11	HE12	HE13	HE14	HE15	HE16	HE17	HE18	HE19	HE20	HE21	HE22	HE23	HE24	avg all/peak
WESTERN HUB	56.86	74.84	83.16	70.38	69.73	87.62	108.61	130.58	69.41	73.14	78.82	77.26	56.27	56.88	52.05	53.26	64.60	118.15	99.43	77.34	108.11	104.46	69.15	54.48	79 / 81
BGE	60.158	79.646	87.917	81.407	73.942	95.673	135.33	164.77	77.313	84.763	93.166	97.114	90.684	93.958	75.896	81.51	120.14	157.85	153.61	130.3	127.68	117.99	75.704	67.999	101 / 109
COMED	25.955	58.133	40.225	43.642	34.853	66.457	46.65	70.385	55.121	47.849	58.309	57.034	45.882	38.01	38.011	38.158	38.832	45.587	43.251	46.827	49.315	43.415	38.258	36.66	46 / 47
DOM	55.743	75.229	84.408	81.947	71.203	92.471	147.08	167.1	74.993	74.34	76.882	76.519	64.843	68.674	62.838	66.704	65.32	145.82	142.79	113.13	116.19	106.4	68.522	62.653	90 / 93
NEW JERSEY HUB	62.48	80.98	89.03	74.15	74.34	93.93	112.64	137.58	75.42	92.87	103.95	102.90	95.74	96.02	76.40	81.66	126.92	139.65	123.69	117.13	118.90	111.61	74.42	66.01	97 / 105
Percent Forecast	2.40	2.58	2.76	2.13	1.83	1.11	1.11	1.35	1.75	1.30	0.69	0.12	-0.54	-1.22	-1.17	-2.19	-3.05	-1.63	1.04	0.18	0.33	0.39	0.46	0.73	
RTLoad	90.914	89.467	89.233	89.72	91.809	96.586	104.96	110.14	109.28	107.12	104.9	102.38	99.971	98.138	97.032	95.762	97.315	103.65	109.32	107.9	106.41	103.29	97.885	92.382	



# PJM Daily Report

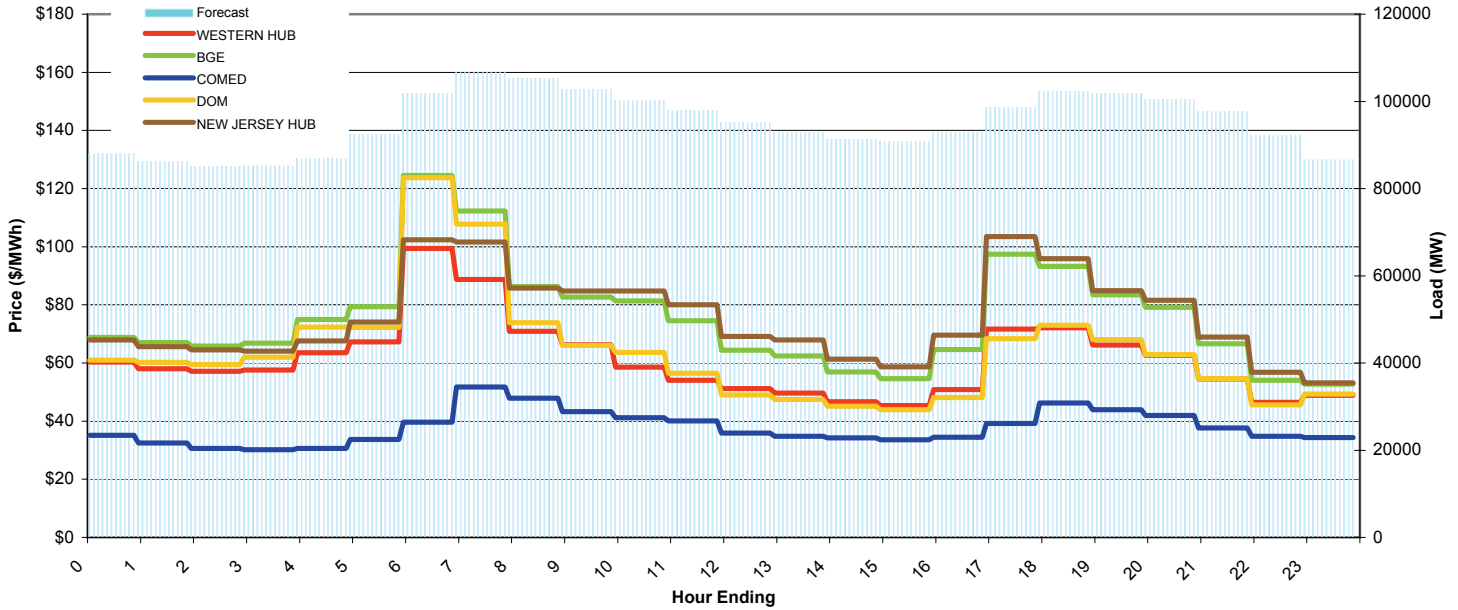
Report for: 1/22/2009

Price Color Codes:



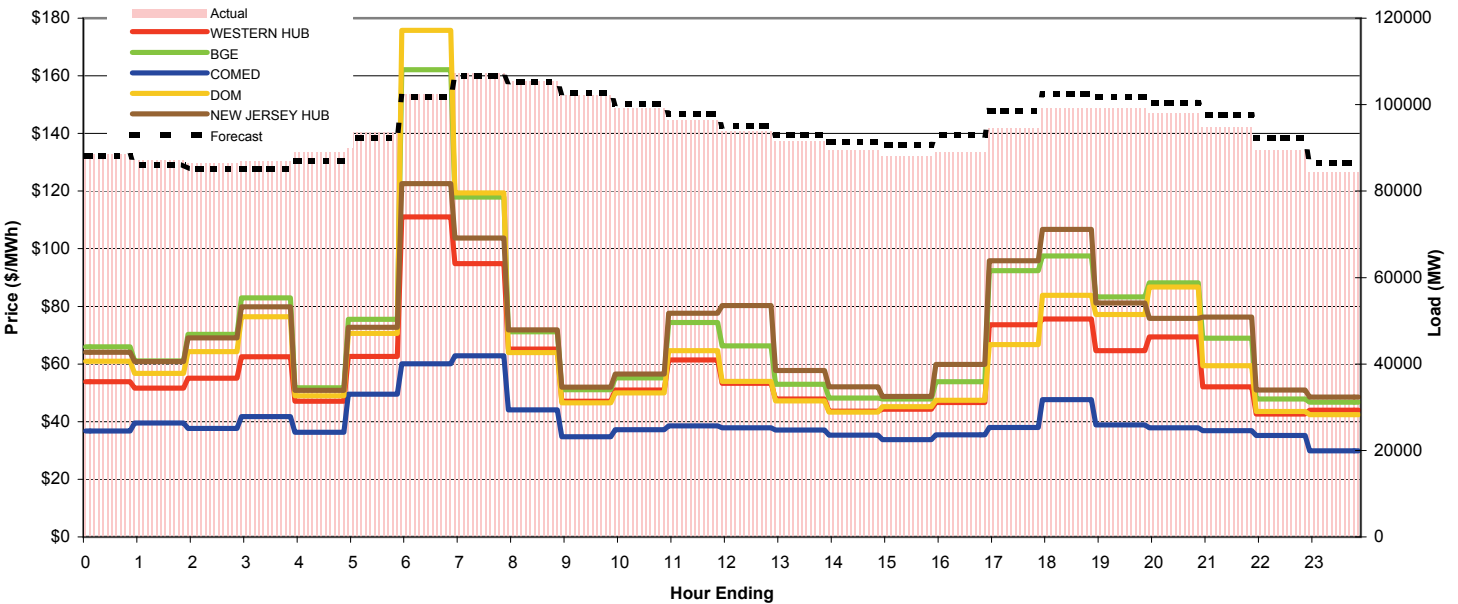
## Day-Ahead Prices and Forecast Load

	HE1	HE2	HE3	HE4	HE5	HE6	HE7	HE8	HE9	HE10	HE11	HE12	HE13	HE14	HE15	HE16	HE17	HE18	HE19	HE20	HE21	HE22	HE23	HE24	avg all/peak
WESTERN HUB	60.29	58.05	57.12	57.56	63.47	67.31	99.46	88.70	70.95	66.27	58.56	54.07	51.15	49.63	46.63	45.30	50.82	71.70	72.13	66.21	62.66	54.50	46.50	48.93	61 / 60
BGE	68.831	67.06	65.856	66.825	74.919	79.343	124.53	112.34	86.32	82.683	81.37	74.494	64.352	62.403	56.94	54.564	64.571	97.396	93.221	83.455	79.102	66.608	54.079	52.71	76 / 76
COMED	35.132	32.462	30.615	30.217	30.64	33.645	39.624	51.715	47.942	43.241	41.12	40.077	35.92	34.843	34.261	33.527	34.497	39.173	46.242	43.911	41.919	37.633	34.756	34.385	38 / 40
DOM	61.035	60.272	59.442	61.977	72.337	72.173	123.7	107.8	73.865	66.05	63.597	56.486	49.029	47.414	45.095	43.883	48.075	68.396	72.977	68.034	62.835	54.641	45.528	49.364	64 / 61
NEW JERSEY HUB	67.94	65.65	64.53	64.06	67.59	74.04	102.43	101.67	85.82	84.80	84.80	80.09	69.08	67.91	61.37	58.65	69.63	103.46	95.87	84.83	81.56	68.94	56.83	53.21	76 / 78
DA Forecast	88.0	86.1	85.1	85.2	87.0	92.4	101.9	106.6	105.2	102.8	100.3	97.9	95.1	93.0	91.3	90.8	92.9	98.6	102.4	101.9	100.5	97.7	92.2	86.6	95 / 98



## Preliminary Real-Time Prices with Forecasted and Actual System Load

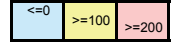
	HE1	HE2	HE3	HE4	HE5	HE6	HE7	HE8	HE9	HE10	HE11	HE12	HE13	HE14	HE15	HE16	HE17	HE18	HE19	HE20	HE21	HE22	HE23	HE24	avg all/peak
WESTERN HUB	53.90	51.58	55.10	62.52	47.04	62.61	111.04	94.79	65.19	47.04	50.93	61.36	53.34	47.82	43.69	44.33	46.61	73.62	75.63	64.58	69.36	52.09	42.80	44.01	59 / 58
BGE	65.944	61.091	70.269	82.922	51.718	75.554	162.15	117.95	71.134	51.048	55.158	74.368	66.269	52.974	48.228	47.897	53.886	92.351	97.522	83.32	88.13	68.906	47.852	46.766	72 / 70
COMED	36.722	39.496	37.647	41.798	36.262	49.489	60.067	62.806	44.089	34.757	37.248	38.492	37.881	37.097	35.273	33.807	35.414	38.011	47.686	38.849	37.907	36.877	35.148	29.834	40 / 39
DOM	60.946	56.743	64.292	76.396	48.928	70.62	175.78	119.41	63.963	46.496	49.923	64.629	53.975	47.16	43.324	45.178	47.445	66.746	83.8	77.198	86.73	59.367	43.516	42.421	66 / 62
NEW JERSEY HUB	64.03	60.82	69.05	79.79	50.88	72.77	122.59	103.70	71.85	51.92	56.57	77.60	80.25	57.78	52.11	48.77	59.80	95.88	106.67	81.18	75.87	76.24	50.97	48.49	71 / 72
Percent Forecast	0.57	1.00	1.48	1.93	2.05	1.38	0.54	0.56	0.09	-0.63	-1.18	-1.69	-1.47	-1.56	-2.16	-3.14	-4.33	-4.46	-3.23	-2.85	-2.55	-3.14	-3.03	-2.85	
RTLoad	88.542	86.996	86.432	86.897	88.799	93.669	102.43	107.15	105.33	102.14	99.09	96.292	93.706	91.53	89.378	87.995	89.052	94.375	99.151	99.069	97.962	94.696	89.532	84.234	



# PJM Daily Report

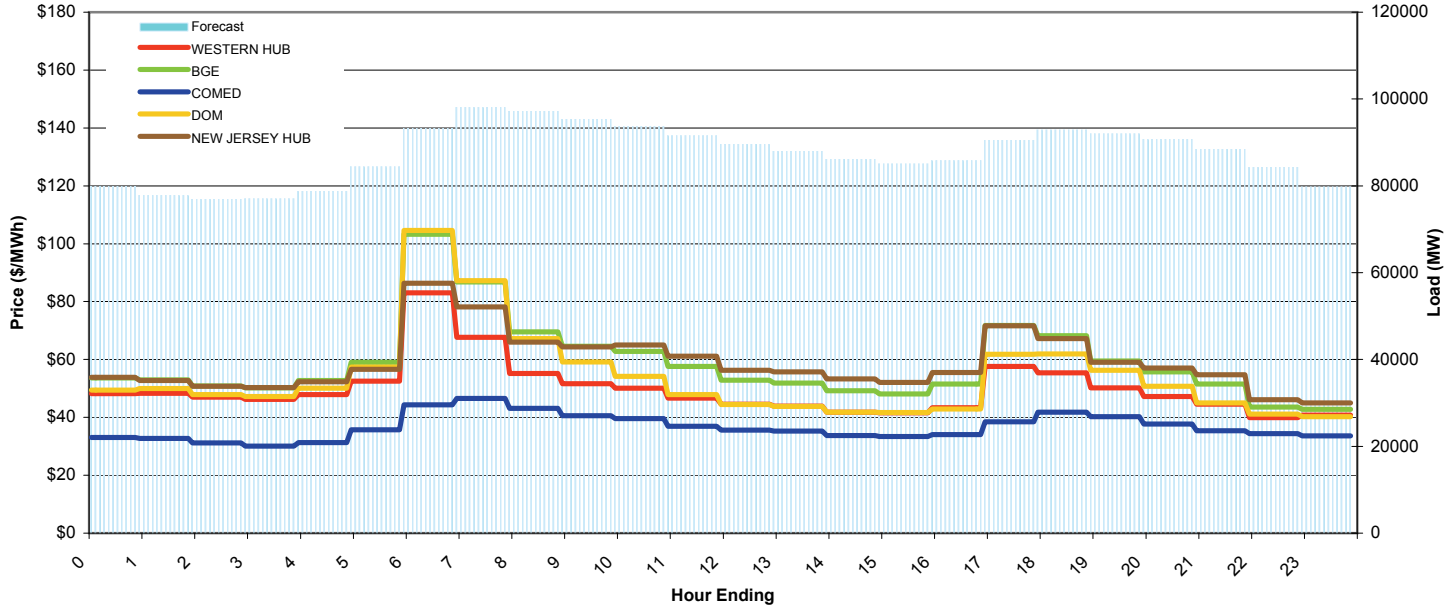
Report for: 1/23/2009

Price Color Codes:



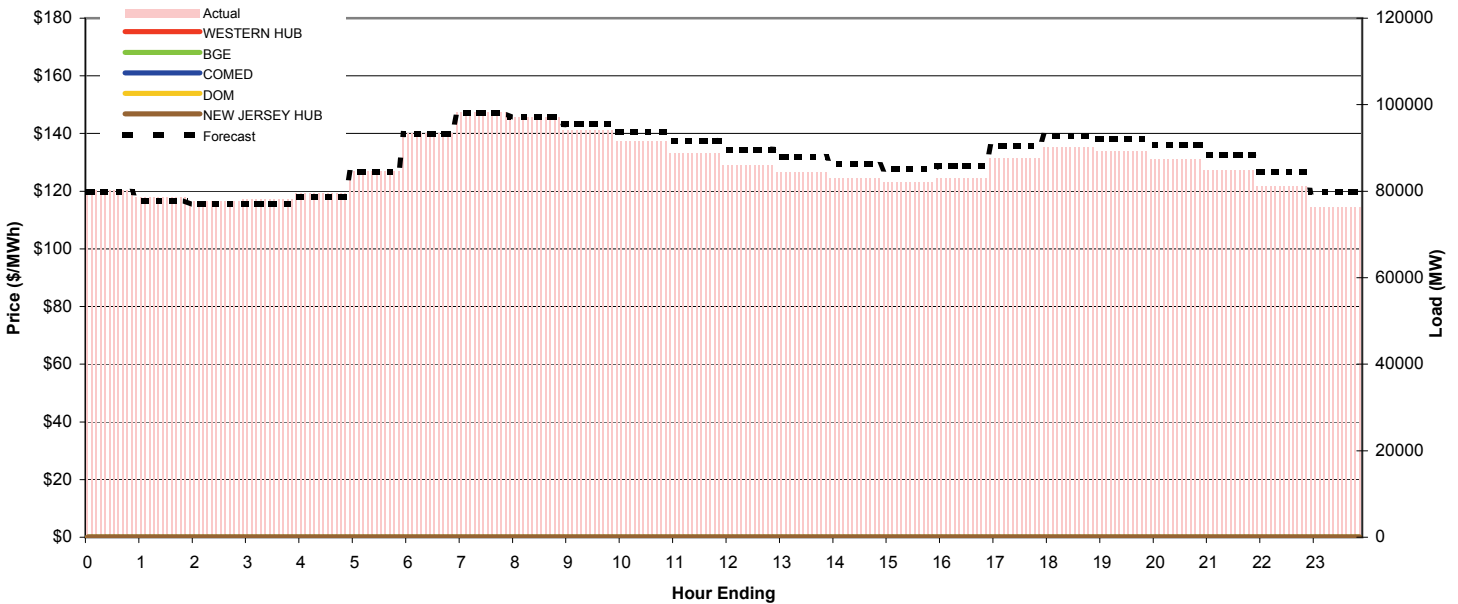
## Day-Ahead Prices and Forecast Load

	HE1	HE2	HE3	HE4	HE5	HE6	HE7	HE8	HE9	HE10	HE11	HE12	HE13	HE14	HE15	HE16	HE17	HE18	HE19	HE20	HE21	HE22	HE23	HE24	avg all/peak
WESTERN HUB	48.19	48.36	47.05	46.27	47.92	52.51	83.04	67.70	55.22	51.67	50.09	46.68	44.57	43.87	41.75	41.59	43.32	57.58	55.38	50.22	47.22	44.59	39.94	40.75	50 / 49
BGE	53.579	52.93	50.844	50.199	52.765	59.027	103.23	86.74	69.547	64.569	62.787	57.653	52.856	51.826	49.241	48.129	51.471	71.781	68.211	59.47	55.754	51.515	43.521	42.818	59 / 59
COMED	33.076	32.697	31.144	30.044	31.245	35.686	44.355	46.531	43.122	40.609	39.615	36.951	35.554	35.273	33.77	33.338	34	38.53	41.785	40.263	37.683	35.406	34.412	33.567	37 / 38
DOM	49.371	49.964	47.915	47.266	50.035	57.401	104.55	87.23	67.173	59.106	54.127	47.903	44.472	43.784	41.808	41.7	42.877	61.775	61.96	56.242	50.804	44.993	41.086	40.247	54 / 53
NEW JERSEY HUB	53.87	52.77	50.78	50.34	52.25	56.60	86.30	78.19	66.06	64.31	65.02	61.17	56.29	55.74	53.30	52.04	55.48	71.68	67.19	59.09	57.07	54.75	46.14	44.98	59 / 60
DA Forecast	79.9	77.8	76.9	77.1	78.7	84.4	93.3	98.0	97.1	95.4	93.7	91.6	89.6	87.9	86.2	85.0	85.8	90.4	92.9	92.0	90.7	88.4	84.4	79.8	87 / 91



## Preliminary Real-Time Prices with Forecasted and Actual System Load

	HE1	HE2	HE3	HE4	HE5	HE6	HE7	HE8	HE9	HE10	HE11	HE12	HE13	HE14	HE15	HE16	HE17	HE18	HE19	HE20	HE21	HE22	HE23	HE24	avg all/peak
0.00	0.00	0.00	0.00	0.00	0.00	0.00	0.00	0.00	0.00	0.00	0.00	0.00	0.00	0.00	0.00	0.00	0.00	0.00	0.00	0.00	0.00	0.00	0.00	0.00	0 / 0
BGE	0	0	0	0	0	0	0	0	0	0	0	0	0	0	0	0	0	0	0	0	0	0	0	0	0 / 0
COMED	0	0	0	0	0	0	0	0	0	0	0	0	0	0	0	0	0	0	0	0	0	0	0	0	0 / 0
DOM	0	0	0	0	0	0	0	0	0	0	0	0	0	0	0	0	0	0	0	0	0	0	0	0	0 / 0
0.00	0.00	0.00	0.00	0.00	0.00	0.00	0.00	0.00	0.00	0.00	0.00	0.00	0.00	0.00	0.00	0.00	0.00	0.00	0.00	0.00	0.00	0.00	0.00	0.00	0 / 0
Percent Forecast	0.38	0.95	1.06	1.23	1.19	0.30	0.08	0.20	0.01	-1.42	-2.29	-3.24	-4.17	-4.31	-3.83	-3.56	-3.36	-3.27	-2.96	-3.15	-3.65	-4.01	-3.82	-4.51	
RTLoad	80.229	78.502	77.747	78.022	79.637	84.631	93.372	98.241	97.151	94.076	91.566	88.686	86.041	84.283	82.986	82.126	82.989	87.57	90.187	89.185	87.478	84.943	81.245	76.35	



# PJM Daily Report

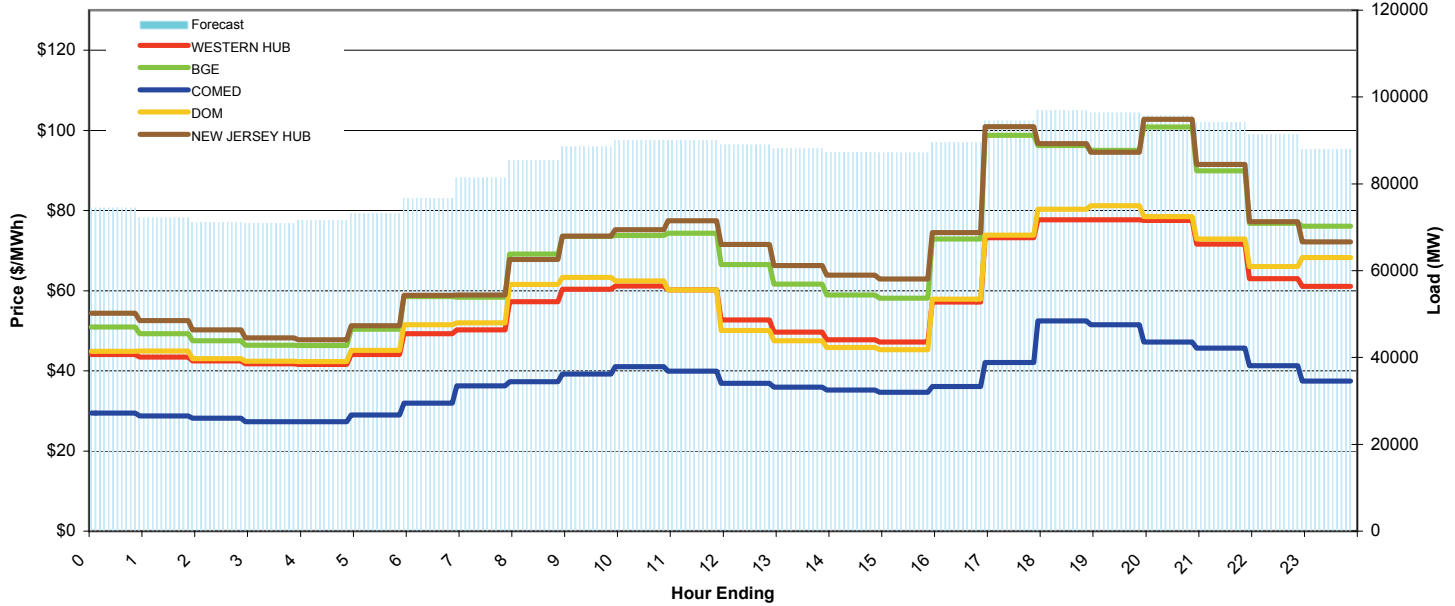
Report for: 1/24/2009

Price Color Codes:

<=0	>=100	>=200
-----	-------	-------

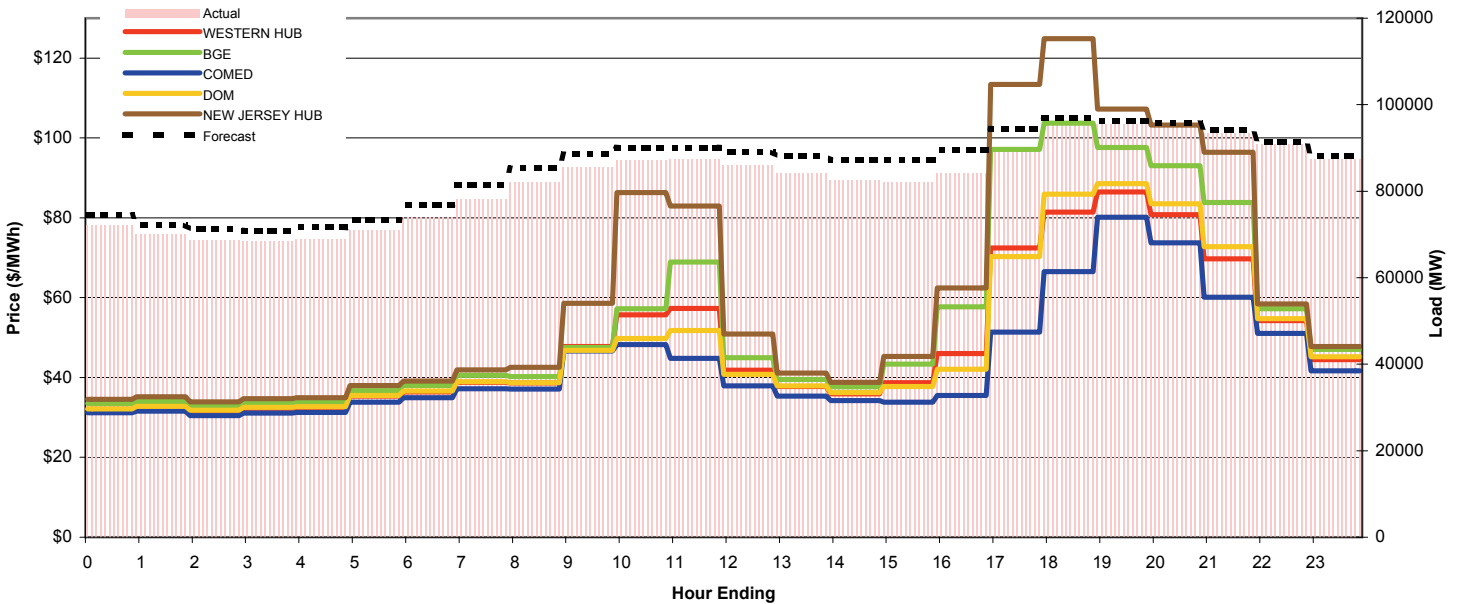
## Day-Ahead Prices and Forecast Load

	HE1	HE2	HE3	HE4	HE5	HE6	HE7	HE8	HE9	HE10	HE11	HE12	HE13	HE14	HE15	HE16	HE17	HE18	HE19	HE20	HE21	HE22	HE23	HE24	avg all/peak
WESTERN HUB	44.08	43.44	42.52	41.79	41.61	44.07	49.27	50.26	57.24	60.36	61.19	60.23	52.68	49.64	47.72	47.17	57.19	73.25	77.70	77.73	77.52	71.59	63.02	61.12	56 / 62
BGE	50.96	49.283	47.54	46.4	46.34	50.372	58.494	58.364	69.124	73.533	73.8	74.37	66.506	61.662	58.97	58.171	72.877	98.808	96.251	95.004	100.84	89.912	76.834	76.124	69 / 77
COMED	29.489	28.723	28.197	27.348	27.313	28.986	31.942	36.261	37.31	39.176	41.005	39.943	36.916	35.919	35.221	34.693	36.056	42.083	52.478	51.514	47.182	45.643	41.282	37.424	37 / 41
DOM	44.857	44.959	43.016	42.368	42.33	45.112	51.53	51.988	61.527	63.295	62.453	60.208	50.069	47.479	45.804	45.289	57.926	73.839	80.367	81.209	78.465	72.925	66.068	68.248	58 / 62
NEW JERSEY HUB	54.41	52.53	50.20	48.27	47.75	51.29	58.85	58.94	67.82	73.63	75.20	77.45	71.55	66.28	63.90	62.93	74.51	100.90	96.74	94.58	102.78	91.51	77.25	72.15	70 / 78
DA Forecast	74.4	72.2	71.2	70.9	71.6	73.3	76.7	81.4	85.3	88.5	90.0	90.1	89.0	88.1	87.3	87.2	89.5	94.5	96.9	96.3	95.7	94.2	91.4	88.0	85 / 90



## Preliminary Real-Time Prices with Forecasted and Actual System Load

	HE1	HE2	HE3	HE4	HE5	HE6	HE7	HE8	HE9	HE10	HE11	HE12	HE13	HE14	HE15	HE16	HE17	HE18	HE19	HE20	HE21	HE22	HE23	HE24	avg all/peak
WESTERN HUB	32.08	32.64	31.60	32.33	32.55	35.32	36.43	38.77	38.66	47.80	55.72	57.34	41.87	37.73	35.90	38.70	46.00	72.42	61.47	66.45	80.76	69.71	54.25	44.52	48 / 55
BGE	33.473	33.999	32.885	33.618	33.848	36.739	37.963	40.588	40.209	47.516	57.251	68.91	44.945	39.531	37.7	43.357	57.733	97.143	103.72	97.647	93.056	83.8	57.249	47.007	54 / 63
COMED	31.183	31.547	30.494	31.096	31.248	33.838	34.976	37.223	37.071	46.651	48.273	44.782	37.895	35.342	34.19	33.849	35.467	51.402	66.521	80.184	73.714	60.076	51.023	41.715	43 / 48
DOM	32.172	32.794	31.81	32.508	32.723	35.481	36.617	38.98	38.749	46.825	49.744	51.815	40.784	37.899	36.205	37.736	42.094	70.295	85.919	88.529	83.484	72.786	54.769	45.169	48 / 55
NEW JERSEY HUB	34.52	35.18	33.91	34.71	34.94	37.96	39.09	41.92	42.56	58.57	86.34	82.95	50.87	41.12	38.79	45.28	62.41	113.42	124.84	107.23	103.23	96.45	58.41	47.75	61 / 72
Percent Forecast	-3.07	-3.14	-3.65	-3.53	-3.98	-3.38	-3.75	-4.30	-3.99	-3.63	-3.30	-3.17	-3.44	-4.72	-5.82	-6.19	-6.50	-4.76	-1.85	-0.96	-0.83	-0.78	-0.64	-0.60	
RTLoad	72.22	69.955	68.708	68.474	68.908	70.896	73.921	78.026	82.06	85.444	87.149	87.304	86.035	84.121	82.459	82.079	84.023	90.209	95.115	95.426	94.896	93.466	90.845	87.476	





# PJM Daily Report

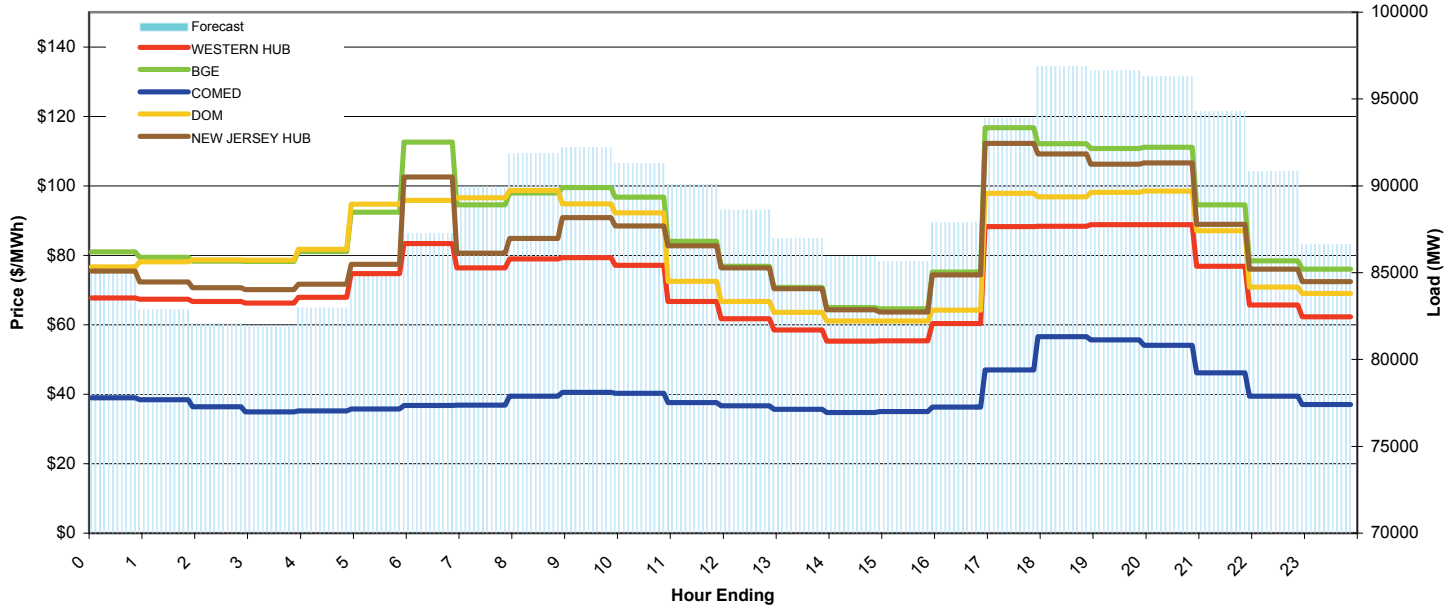
Report for: 1/25/2009

Price Color Codes:

<=0	>=100	>=200
-----	-------	-------

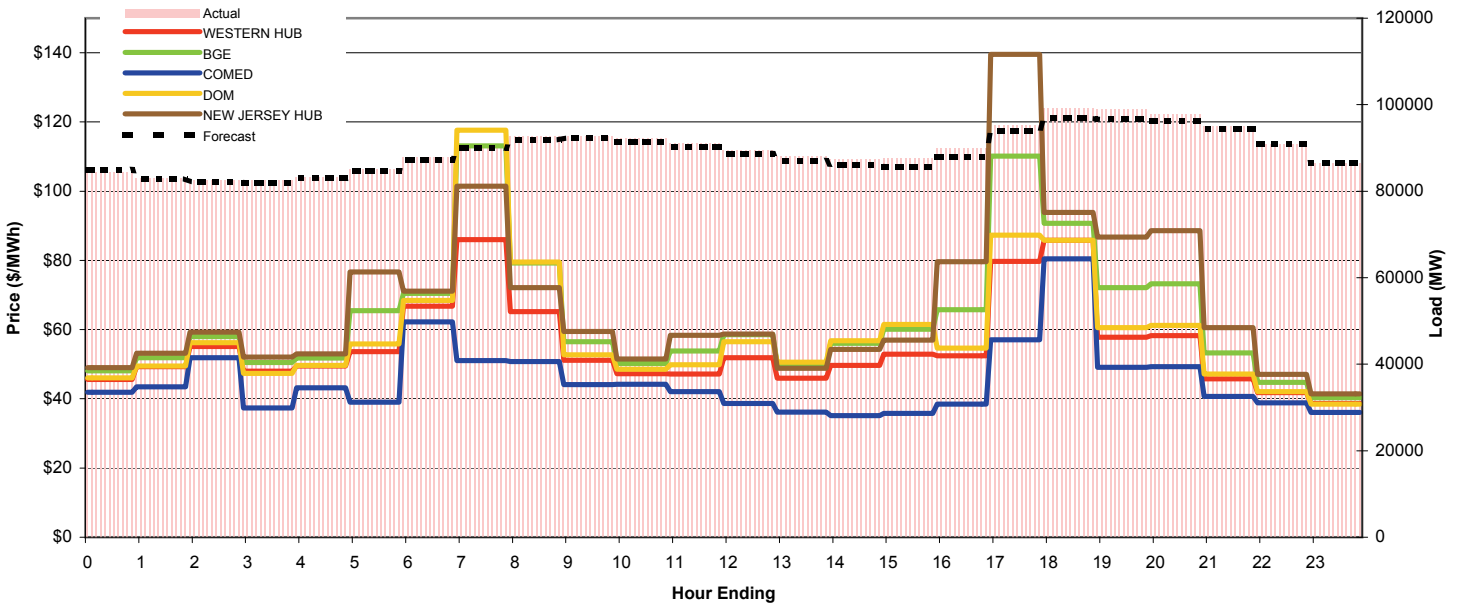
## Day-Ahead Prices and Forecast Load

	HE1	HE2	HE3	HE4	HE5	HE6	HE7	HE8	HE9	HE10	HE11	HE12	HE13	HE14	HE15	HE16	HE17	HE18	HE19	HE20	HE21	HE22	HE23	HE24	avg all/peak
WESTERN HUB	67.75	67.40	66.67	66.27	67.93	74.71	83.36	76.41	78.93	79.36	77.14	66.69	61.78	58.47	55.28	55.37	60.37	88.25	88.34	88.78	88.86	76.88	65.72	62.32	72 / 73
BGE	81.016	79.404	78.322	78.26	81.11	92.411	112.63	94.495	97.935	99.525	96.757	84.01	76.87	70.76	64.928	64.561	75.155	116.76	112.09	110.74	111.09	94.507	78.395	76.022	89 / 91
COMED	38.938	38.387	36.399	34.93	35.157	35.747	36.717	36.884	39.467	40.563	40.22	37.555	36.708	35.676	34.742	35.007	36.278	47.002	56.558	55.654	54.121	46.184	39.444	37.071	40 / 42
DOM	76.615	78.174	78.716	78.606	81.735	94.71	95.785	96.55	98.675	94.855	92.202	72.53	66.686	63.555	61.099	61.072	64.187	97.815	96.874	98.122	98.486	87.046	70.895	69.043	82 / 83
NEW JERSEY HUB	75.48	72.36	70.63	70.09	71.67	77.40	102.58	80.65	84.84	90.83	88.49	82.74	76.38	70.43	64.34	63.63	74.38	112.23	109.17	106.28	106.64	88.89	76.00	72.44	83 / 86
DA Forecast	85.0	82.9	82.1	82.0	83.0	84.8	87.3	89.9	91.9	92.2	91.3	90.1	88.6	87.0	85.9	85.7	87.9	93.9	96.9	96.6	96.3	94.3	90.8	86.6	89 / 91



## Preliminary Real-Time Prices with Forecasted and Actual System Load

	HE1	HE2	HE3	HE4	HE5	HE6	HE7	HE8	HE9	HE10	HE11	HE12	HE13	HE14	HE15	HE16	HE17	HE18	HE19	HE20	HE21	HE22	HE23	HE24	avg all/peak
WESTERN HUB	45.60	49.27	55.16	47.96	49.43	53.62	66.78	86.04	65.23	51.16	47.24	47.18	51.91	45.95	49.66	52.93	52.42	79.67	65.79	57.78	58.22	45.79	41.83	38.69	55 / 57
BGE	48.065	51.895	57.986	50.538	51.768	65.436	70.459	113.1	79.273	56.471	50.239	53.813	58.549	50.142	56.075	60.087	65.79	110.1	90.742	72.134	73.258	53.291	44.722	40.282	64 / 68
COMED	41.884	43.442	51.875	37.319	43.148	39.025	62.217	51.074	50.793	44.132	44.207	42.062	38.613	36.15	35.119	35.768	38.506	57.025	80.425	49.118	49.294	40.653	38.864	36.047	45 / 46
DOM	46.08	49.52	56.196	47.373	49.696	55.871	68.443	117.61	79.577	52.693	48.525	49.857	56.536	50.571	56.763	61.544	54.675	87.299	85.82	60.559	61.261	47.128	42.037	38.486	59 / 63
NEW JERSEY HUB	49.04	53.22	59.24	52.04	53.02	76.63	71.10	101.47	72.10	59.50	51.49	58.37	58.73	48.85	54.29	56.94	79.58	139.57	93.89	86.70	88.57	60.53	47.04	41.46	67 / 72
Percent Forecast	-0.65	0.20	0.43	0.56	0.27	0.43	0.66	0.94	0.82	0.55	0.99	1.05	1.04	1.26	1.52	2.17	2.19	1.42	2.19	2.23	1.43	0.67	0.00	-0.26	
RTLoad	84.453	83.027	82.443	82.434	83.193	85.185	87.869	90.785	92.619	92.737	92.194	91.036	89.541	88.107	87.263	87.557	89.85	95.259	99.031	98.839	97.705	94.931	90.848	86.403	



# PJM Daily Report

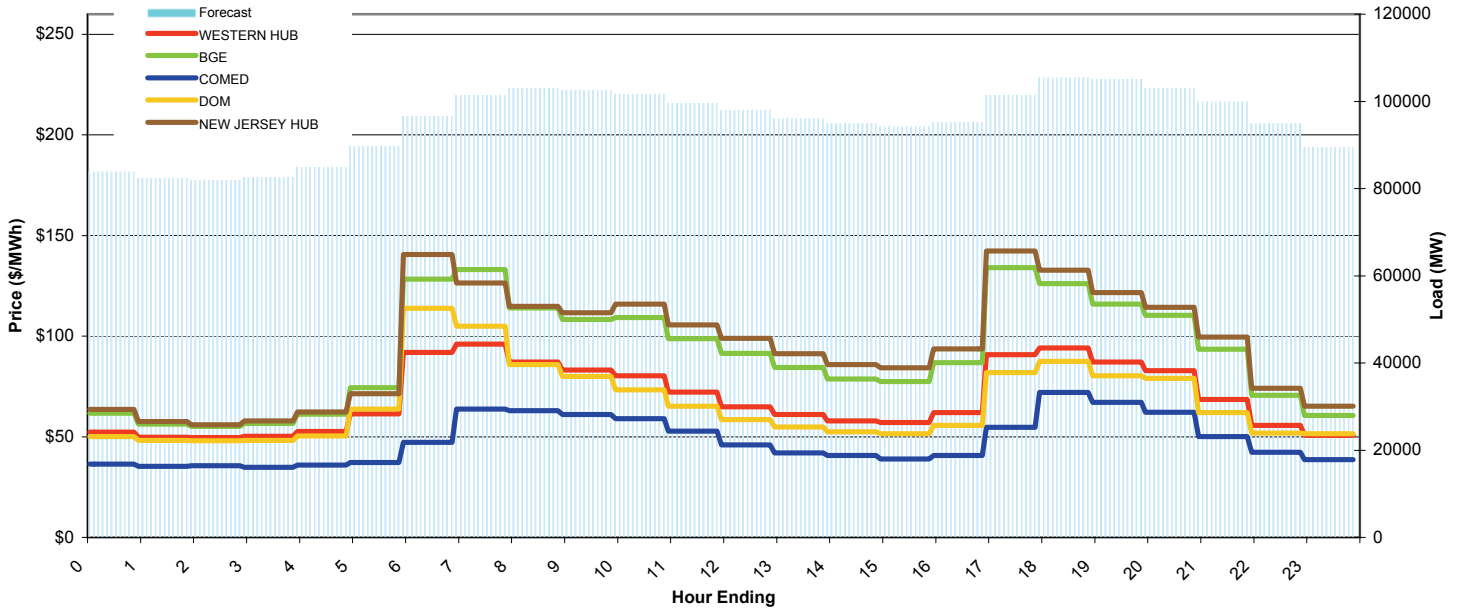
Report for: 1/26/2009

Price Color Codes:

<=0	>=100	>=200
-----	-------	-------

## Day-Ahead Prices and Forecast Load

	HE1	HE2	HE3	HE4	HE5	HE6	HE7	HE8	HE9	HE10	HE11	HE12	HE13	HE14	HE15	HE16	HE17	HE18	HE19	HE20	HE21	HE22	HE23	HE24	avg all/peak
WESTERN HUB	52.28	49.83	49.62	50.27	52.67	61.36	91.86	96.07	87.19	83.22	80.34	72.21	64.92	61.11	57.81	57.12	62.01	90.80	94.16	87.12	82.83	68.55	55.74	50.68	69 / 75
BGE	61.633	56.29	55.109	56.68	61.249	74.487	128.37	133.14	113.96	108.35	109.21	98.678	91.433	84.46	78.74	77.509	86.769	134.03	126.12	115.99	110.31	93.442	70.58	60.654	91 / 102
COMED	36.464	35.314	35.61	34.795	35.888	37.29	47.18	63.832	63.033	61.141	58.964	52.732	45.942	41.92	40.707	39.04	40.699	54.671	72.107	67.082	62.228	50.144	42.246	38.584	48 / 54
DOM	50.055	48.113	48.042	48.217	50.37	63.751	113.94	104.89	85.84	80.006	73.34	65.21	58.491	54.88	52.448	51.588	55.609	81.921	87.419	80.342	79.077	62.003	51.877	51.515	67 / 70
NEW JERSEY HUB	63.58	57.53	56.04	57.94	62.37	71.33	140.52	126.41	114.87	111.71	115.97	105.66	98.98	91.33	85.94	84.34	93.73	142.25	132.72	121.72	114.31	99.57	74.08	65.25	95 / 107
DA Forecast	83.8	82.4	81.9	82.6	84.9	89.7	96.6	101.4	103.0	102.6	101.6	99.6	97.9	96.0	94.9	94.2	95.3	101.4	105.4	105.1	103.0	99.9	94.9	89.4	95 / 100



## Preliminary Real-Time Prices with Forecasted and Actual System Load

	HE1	HE2	HE3	HE4	HE5	HE6	HE7	HE8	HE9	HE10	HE11	HE12	HE13	HE14	HE15	HE16	HE17	HE18	HE19	HE20	HE21	HE22	HE23	HE24	avg all/peak
WESTERN HUB	40.86	44.04	42.25	42.07	41.10	41.71	54.71	53.55	54.57	81.66	76.23	64.13	54.56	49.81	52.66	53.19	81.67	125.08	67.15	58.09	68.55	47.53	41.69	38.78	57 / 64
BGE	43.437	48.603	45.578	43.995	44.469	45.915	65.097	64.024	71.782	103.52	94.807	90.069	74	68.033	59.438	74.852	145.23	172.22	83.649	79.322	79.681	57.272	43.548	40.32	72 / 85
COMED	34.686	31.816	33.814	33.203	37.27	37.388	46.406	46.634	45.402	66.933	62.121	51.001	44.659	40.364	47.144	41.369	48.291	74.029	57.061	48.89	60.595	41.862	39.91	36.507	46 / 51
DOM	42.512	49.344	45.358	44.994	41.281	42.166	55.901	54.931	58.089	84.565	78.464	68.261	57.357	52.387	52.895	56.102	89.116	90.016	64.541	60.716	73.333	49.826	41.582	38.65	58 / 65
NEW JERSEY HUB	43.53	46.47	44.97	47.95	48.60	49.70	75.55	74.14	90.25	133.26	120.91	129.30	103.77	96.28	68.27	108.42	246.05	214.35	105.01	109.73	82.17	67.44	44.56	41.21	91 / 112
Percent Forecast	-0.51	-0.76	-0.51	-0.73	-1.23	-0.96	0.76	1.16	0.23	0.50	0.91	1.59	1.84	2.51	2.70	3.13	3.40	2.00	0.76	0.32	0.14	-0.80	-1.54	-2.15	
RTLload	83.364	81.758	81.521	81.973	83.862	88.875	97.331	102.62	103.2	103.14	102.5	101.19	99.734	98.486	97.56	97.237	98.646	103.48	106.21	105.41	103.09	99.081	93.464	87.483	

