

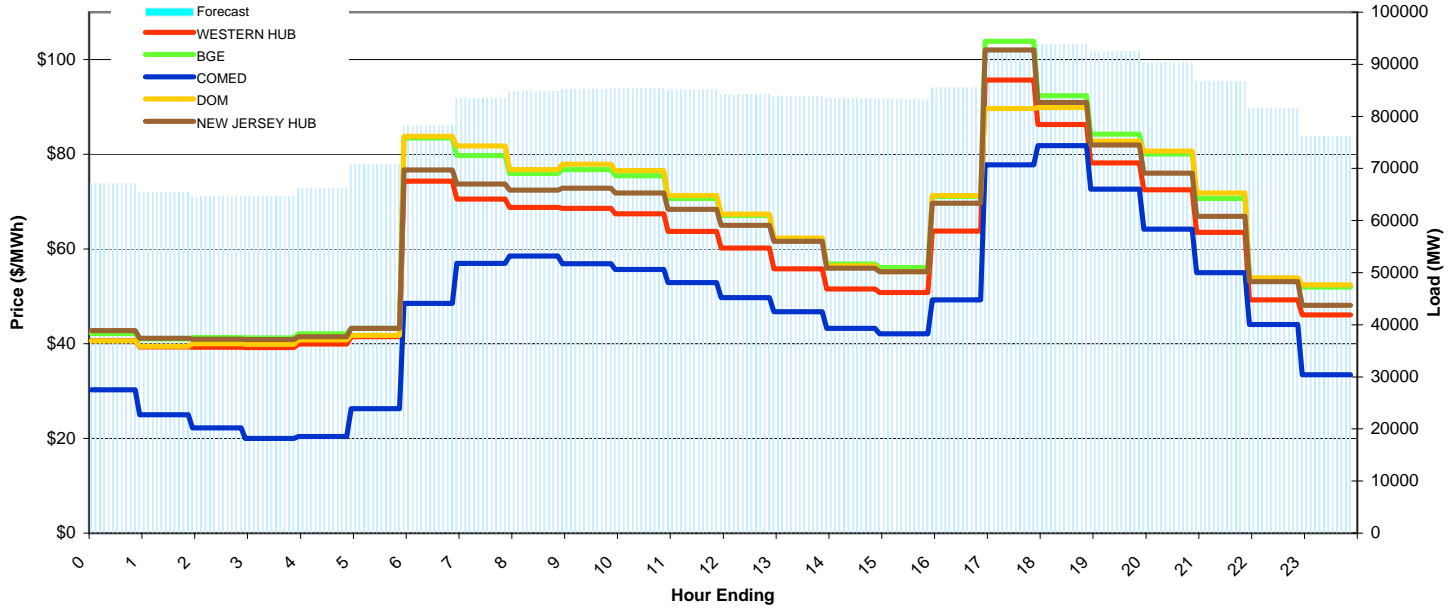
# PJM Daily Report

## Report for: 12/1/2008

Price Color Codes: <=0 >=100 >=200

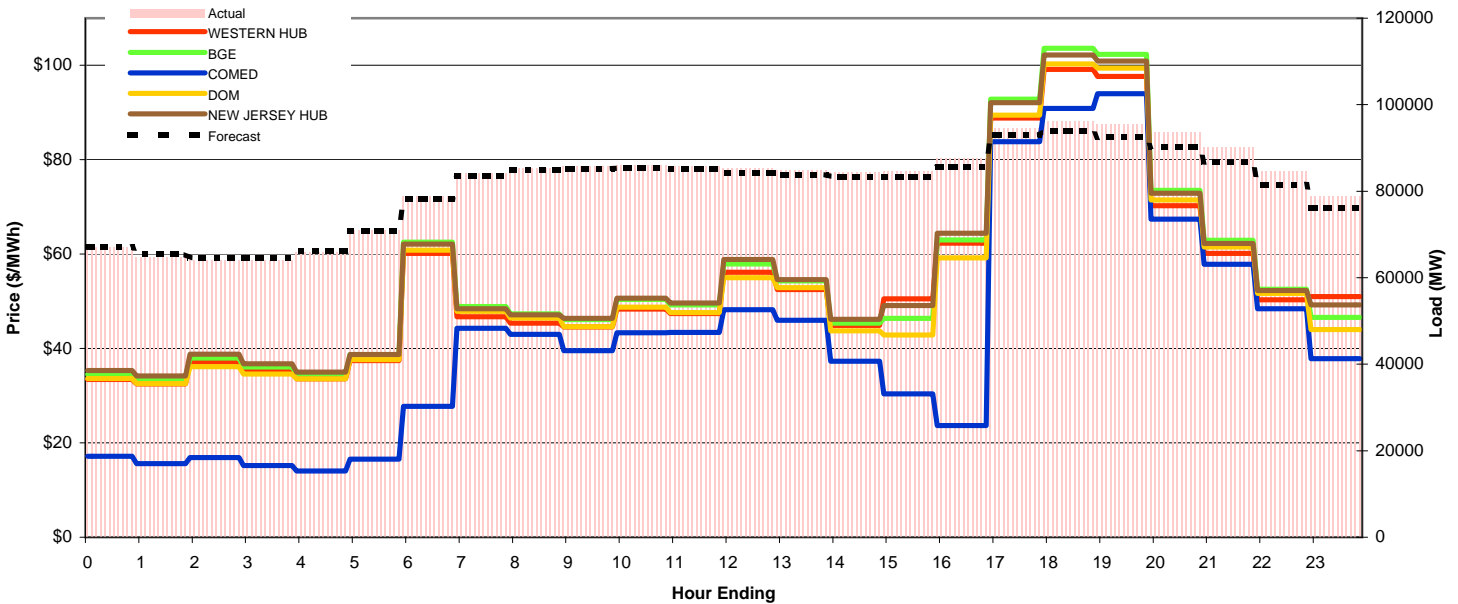
### Day-Ahead Prices and Forecast Load

	HE1	HE2	HE3	HE4	HE5	HE6	HE7	HE8	HE9	HE10	HE11	HE12	HE13	HE14	HE15	HE16	HE17	HE18	HE19	HE20	HE21	HE22	HE23	HE24	avg all/peak
WESTERN HUB	40.67	39.32	39.23	39.18	39.91	41.49	74.35	70.54	68.79	68.59	67.46	63.70	60.23	55.78	51.58	50.83	63.78	95.69	86.29	78.19	72.53	63.49	49.27	46.09	59 / 67
BGE	42.135	41	41.293	41.22	42.072	43.23	83.474	79.728	75.955	76.771	75.449	70.684	67.064	62.16	56.794	56.068	71.064	103.85	92.386	84.273	80.091	70.688	53.621	51.94	65 / 74
COMED	30.293	24.972	22.256	19.989	20.418	26.304	48.493	56.965	58.537	56.916	55.648	52.873	49.749	46.733	43.245	42.073	49.239	77.745	81.84	72.636	64.194	55	44.028	33.466	47 / 57
DOM	40.576	39.459	40.004	39.896	40.786	41.747	83.785	81.737	76.783	77.883	76.553	71.268	67.342	62.28	56.416	55.192	71.254	89.672	89.858	82.769	80.707	71.813	53.931	52.404	64 / 73
NEW JERSEY HUB	42.80	41.13	40.94	40.87	41.45	43.24	76.67	73.70	72.42	72.87	71.85	68.41	65.00	61.65	55.93	55.17	69.65	102.00	90.94	81.96	76.00	66.86	53.11	48.10	63 / 71
DA Forecast	67.1	65.4	64.6	64.7	66.1	70.7	78.3	83.5	84.9	85.2	85.3	85.1	84.3	83.8	83.4	83.3	85.5	93.0	93.9	92.5	90.3	86.7	81.5	76.2	81 / 86



### Preliminary Real-Time Prices with Forecasted and Actual System Load

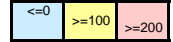
	HE1	HE2	HE3	HE4	HE5	HE6	HE7	HE8	HE9	HE10	HE11	HE12	HE13	HE14	HE15	HE16	HE17	HE18	HE19	HE20	HE21	HE22	HE23	HE24	avg all/peak
WESTERN HUB	33.40	32.48	37.14	35.21	33.57	37.47	60.16	46.73	45.39	44.56	48.34	47.41	56.14	52.46	44.86	50.50	62.35	88.86	99.14	97.66	70.25	60.13	50.34	50.99	54 / 60
BGE	34.537	33.554	37.966	36.075	34.589	38.755	62.525	48.898	47.351	46.131	50.407	49.204	57.905	54.302	45.388	46.405	63.033	92.814	103.66	102.31	73.508	62.948	52.576	46.572	55 / 62
COMED	17.149	15.618	16.863	15.16	14.039	16.542	27.759	44.269	42.971	39.516	43.335	43.376	48.188	45.968	37.292	30.407	23.671	83.81	90.896	93.969	67.409	57.835	48.401	37.823	42 / 53
DOM	33.64	32.557	36.177	34.598	33.592	37.667	60.846	47.884	46.435	44.63	48.735	47.641	54.981	52.888	43.75	42.867	59.227	89.481	100.3	99.43	71.493	61.49	51.663	43.98	53 / 60
NEW JERSEY HUB	35.32	34.17	38.82	36.79	35.02	38.75	62.13	48.41	47.10	46.37	50.68	49.64	58.88	54.59	46.17	49.13	64.41	92.10	102.22	100.93	72.89	62.25	52.29	49.20	55 / 62
Percent Forecast	-0.04	-1.07	-0.88	-1.02	-0.21	0.24	0.69	0.87	0.46	0.60	0.79	0.80	1.12	1.24	1.20	1.56	2.28	1.62	2.30	3.21	3.65	3.81	3.63	3.43	
RTLoad	67.03	64.741	63.996	64.007	65.946	70.871	78.836	84.189	85.245	85.767	85.991	85.766	85.21	84.841	84.401	84.566	87.5	94.501	96.09	95.559	93.744	90.131	84.595	78.86	



# PJM Daily Report

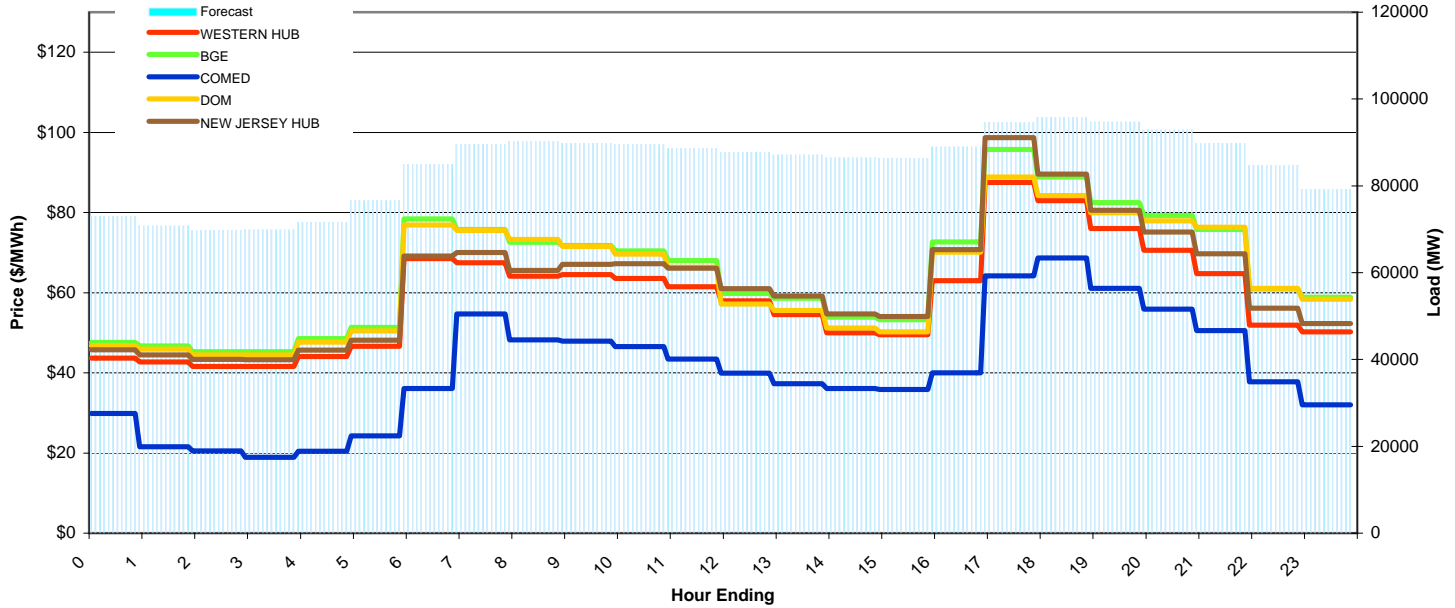
Report for: 12/2/2008

Price Color Codes:



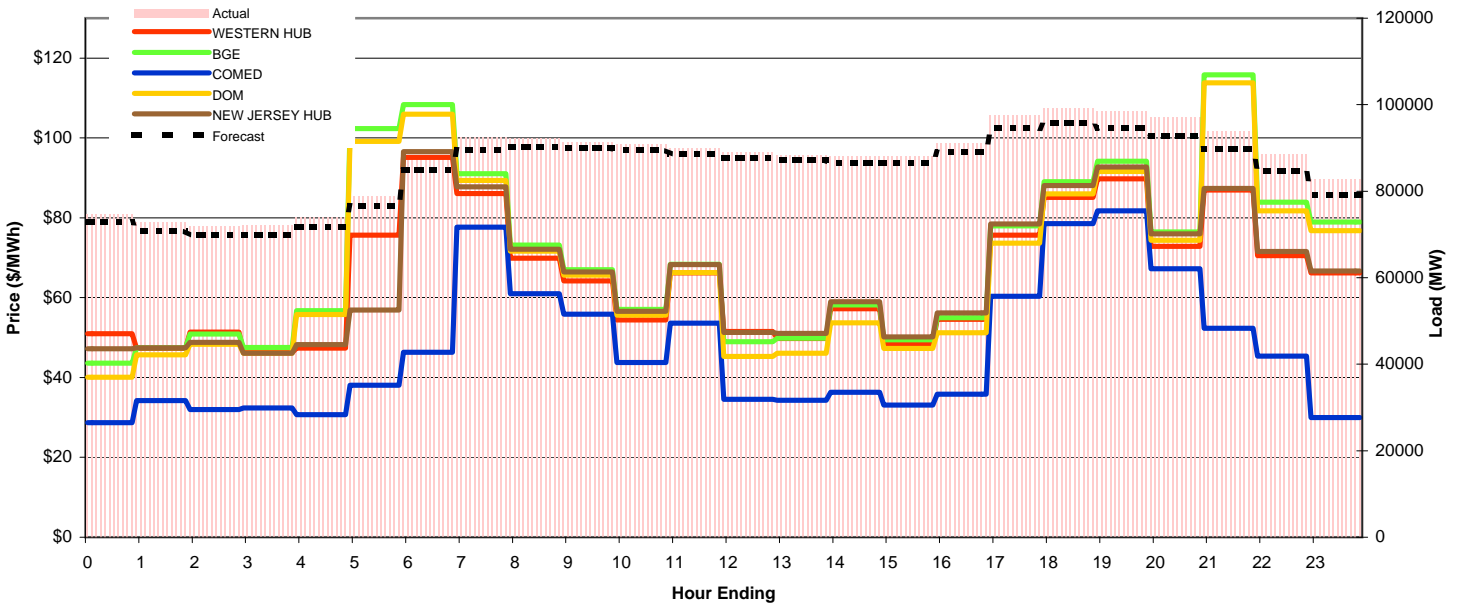
## Day-Ahead Prices and Forecast Load

	HE1	HE2	HE3	HE4	HE5	HE6	HE7	HE8	HE9	HE10	HE11	HE12	HE13	HE14	HE15	HE16	HE17	HE18	HE19	HE20	HE21	HE22	HE23	HE24	avg all/peak
WESTERN HUB	43.66	42.71	41.62	41.60	44.05	46.62	68.50	67.50	64.08	64.50	63.56	61.50	58.00	54.50	50.00	49.53	63.00	87.50	83.00	76.00	70.55	64.75	51.88	50.23	59 / 64
BGE	47.617	46.683	45.283	45.288	48.587	51.323	78.407	75.789	72.616	71.789	70.44	68.055	59.824	58.6	53.931	53.255	72.631	95.759	88.877	82.473	79.277	75.765	60.959	58.88	65 / 71
COMED	29.831	21.593	20.544	18.955	20.432	24.314	36.096	54.681	48.263	47.888	46.571	43.456	39.958	37.299	36.111	35.817	40.028	64.226	68.642	61.115	55.898	50.539	37.81	32.008	41 / 48
DOM	46.821	45.933	44.491	44.462	47.672	50.482	76.903	75.557	73.279	71.51	69.635	66.388	57.135	55.581	51.173	50.202	70.104	88.869	84.208	79.972	77.905	76.354	61.127	58.39	64 / 69
NEW JERSEY HUB	45.75	44.48	43.33	43.26	45.65	48.18	69.15	70.04	65.58	67.06	67.26	66.13	61.00	59.15	54.73	54.07	70.77	98.67	89.61	80.54	75.14	69.68	56.11	52.31	62 / 69
DA Forecast	73.0	70.7	69.8	69.9	71.6	76.6	85.0	89.6	90.3	89.9	89.5	88.6	87.7	87.1	86.4	86.4	89.0	94.6	95.8	94.7	92.9	89.8	84.7	79.2	85 / 90



## Preliminary Real-Time Prices with Forecasted and Actual System Load

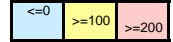
	HE1	HE2	HE3	HE4	HE5	HE6	HE7	HE8	HE9	HE10	HE11	HE12	HE13	HE14	HE15	HE16	HE17	HE18	HE19	HE20	HE21	HE22	HE23	HE24	avg all/peak
WESTERN HUB	50.98	47.31	51.38	46.28	47.38	75.67	95.11	86.10	69.92	64.23	54.39	66.18	51.52	49.80	57.22	48.49	54.58	75.64	85.11	89.76	72.84	66.97	70.51	66.21	65 / 68
BGE	43.579	47.435	50.89	47.505	56.723	102.37	108.33	91.051	73.14	66.975	57.069	68.376	48.975	49.855	58.178	49.421	55.003	77.966	89.067	94.192	76.425	115.84	83.91	78.92	70 / 72
COMED	28.679	34.238	32.011	32.414	30.693	38.105	46.299	77.681	61.003	55.862	43.725	53.595	34.505	34.315	36.337	33.09	35.798	60.312	78.51	81.758	67.272	52.311	45.359	29.983	47 / 53
DOM	40.054	45.722	48.342	46.088	55.759	99.108	105.95	89.356	71.614	65.629	55.609	66.277	45.277	46.113	53.703	47.272	51.211	73.681	86.036	91.634	74.395	113.84	81.781	76.788	68 / 70
NEW JERSEY HUB	47.18	47.47	48.80	46.08	48.24	56.87	96.61	87.77	72.15	66.42	56.58	68.25	51.26	51.04	58.99	50.17	56.19	78.43	88.07	92.70	75.96	87.34	71.56	66.70	65 / 70
Percent Forecast	2.31	2.73	3.02	3.15	3.12	2.82	2.93	3.11	2.07	1.52	1.62	1.50	1.52	1.44	1.82	1.94	2.22	3.01	3.41	3.86	4.28	4.43	4.37	4.36	
RTLoad	74.699	72.711	71.931	72.14	73.904	78.833	87.521	92.431	92.201	91.261	90.955	89.986	89.052	88.406	88.035	88.083	90.983	97.503	99.179	98.491	97.027	93.994	88.588	82.778	



# PJM Daily Report

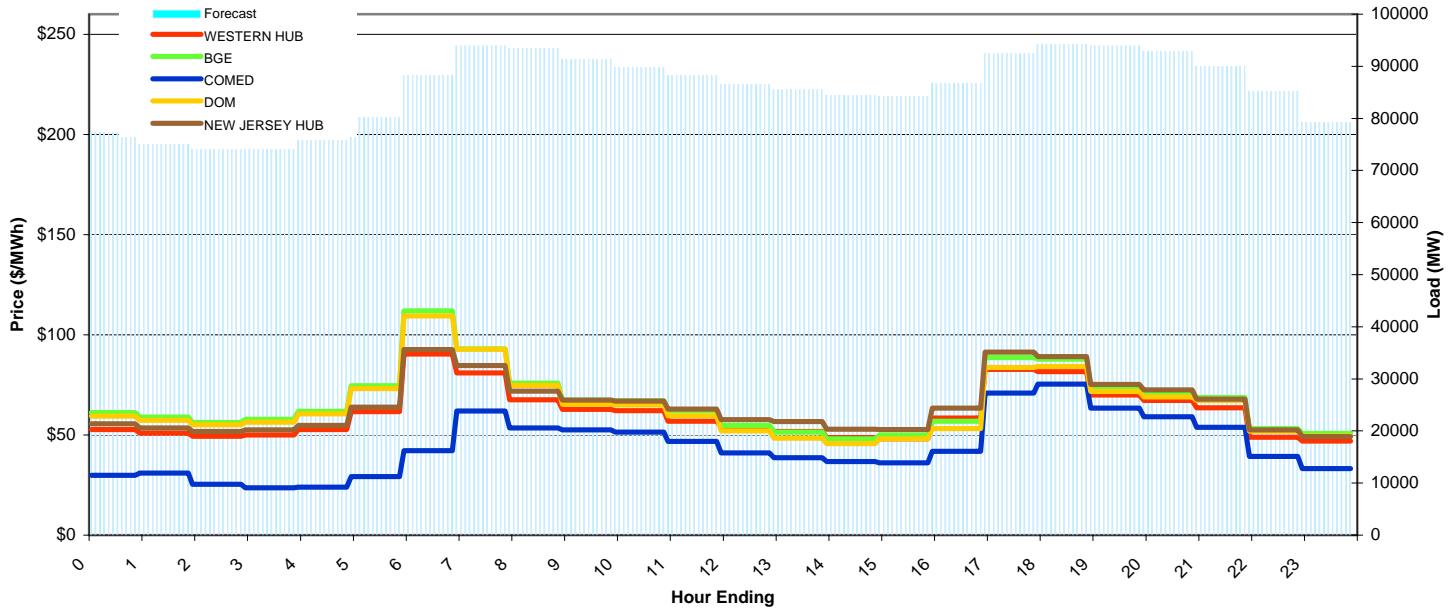
Report for: 12/3/2008

Price Color Codes:



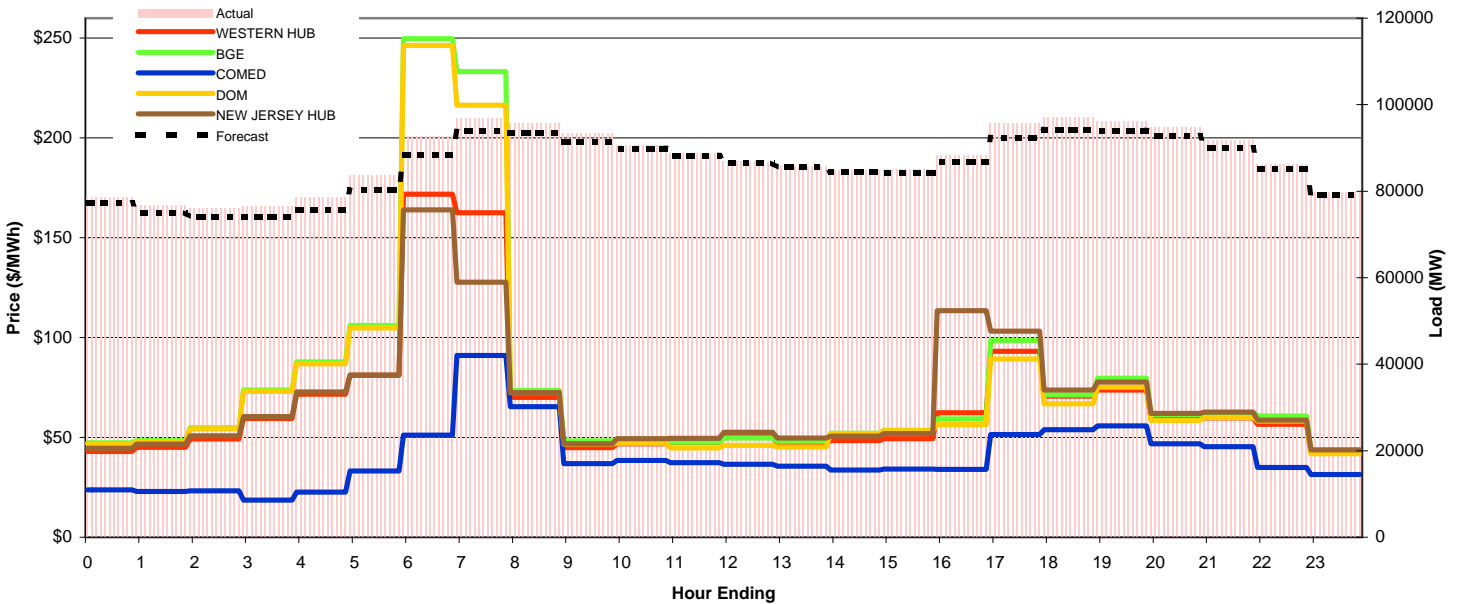
## Day-Ahead Prices and Forecast Load

	HE1	HE2	HE3	HE4	HE5	HE6	HE7	HE8	HE9	HE10	HE11	HE12	HE13	HE14	HE15	HE16	HE17	HE18	HE19	HE20	HE21	HE22	HE23	HE24	avg all/peak
WESTERN HUB	52.74	51.02	49.31	50.00	52.69	61.64	90.36	80.91	67.51	62.79	62.18	56.92	54.19	51.82	48.79	48.02	58.47	82.73	81.58	70.03	67.31	63.56	48.87	46.93	61 / 63
BGE	61.218	58.88	56.251	57.884	61.726	74.604	111.99	92.981	75.818	67.388	67.065	62.08	54.759	51.427	48.06	50	56.836	88.686	87.773	74.121	71.119	68.638	53.156	50.726	67 / 67
COMED	29.881	30.938	25.318	23.701	24.01	29.148	42.108	61.91	53.543	52.56	51.393	46.742	41.115	38.693	36.748	36.101	41.882	70.849	75.43	63.476	59.106	53.802	39.223	33.188	44 / 51
DOM	59.44	57.394	55.135	56.31	60.473	73.142	109.43	92.852	74.771	65.292	64.959	59.497	52.129	48.355	45.622	48.12	53.169	83.709	84.243	71.777	68.943	67.16	51.96	49.568	65 / 65
NEW JERSEY HUB	55.52	53.43	51.81	52.59	54.84	63.85	92.71	84.65	71.82	67.47	66.84	62.90	57.60	56.73	52.82	52.71	63.36	91.29	89.18	75.25	72.49	67.83	52.55	49.14	65 / 68
DA Forecast	77.3	75.0	74.1	74.0	75.7	80.2	88.3	93.9	93.4	91.4	89.8	88.2	86.5	85.5	84.4	84.3	86.7	92.4	94.2	93.9	92.8	90.1	85.2	79.3	86 / 90



## Preliminary Real-Time Prices with Forecasted and Actual System Load

	HE1	HE2	HE3	HE4	HE5	HE6	HE7	HE8	HE9	HE10	HE11	HE12	HE13	HE14	HE15	HE16	HE17	HE18	HE19	HE20	HE21	HE22	HE23	HE24	avg all/peak
WESTERN HUB	42.90	45.02	49.23	59.52	71.71	81.17	171.77	162.47	70.00	44.93	46.85	47.43	50.73	47.04	48.44	49.43	62.34	93.12	70.76	73.72	58.97	59.86	56.85	42.09	67 / 65
BGE	47.309	48.37	54.808	73.73	87.82	106.13	249.75	233.15	73.561	48.314	49.284	47.603	49.711	48.069	52.018	53.478	59.282	98.59	71.333	79.667	61.469	62.566	60.697	43.611	78 / 72
COMED	23.723	22.92	23.275	18.541	22.672	33.261	51.117	91.09	65.41	36.848	38.433	37.417	36.553	35.658	33.678	34.221	34.009	51.499	53.84	55.733	46.76	45.405	34.99	31.391	40 / 46
DOM	46.683	47.874	54.357	73.086	86.953	104.9	246.34	216.34	72.39	46.672	47.198	44.749	45.957	45.264	51.914	53.38	56.395	89.219	66.903	75.235	58.437	59.891	58.205	41.904	75 / 68
NEW JERSEY HUB	44.50	46.65	50.76	60.46	72.76	81.22	164.05	127.81	72.44	46.75	49.34	49.59	52.60	49.77	50.63	51.89	113.51	103.23	73.80	77.69	62.08	62.69	58.73	43.84	69 / 69
Percent Forecast	1.56	2.19	2.68	3.14	3.65	4.24	4.64	3.10	2.40	1.98	0.95	0.56	0.54	0.33	0.52	0.87	1.89	3.42	2.92	2.42	1.94	1.81	1.09	0.56	
RTLoad	78.557	76.67	76.123	76.442	78.576	83.743	92.627	96.954	95.708	93.272	90.665	88.718	86.986	85.814	84.829	85.006	88.385	95.688	97.014	96.257	94.684	91.732	86.133	79.718	



# PJM Daily Report

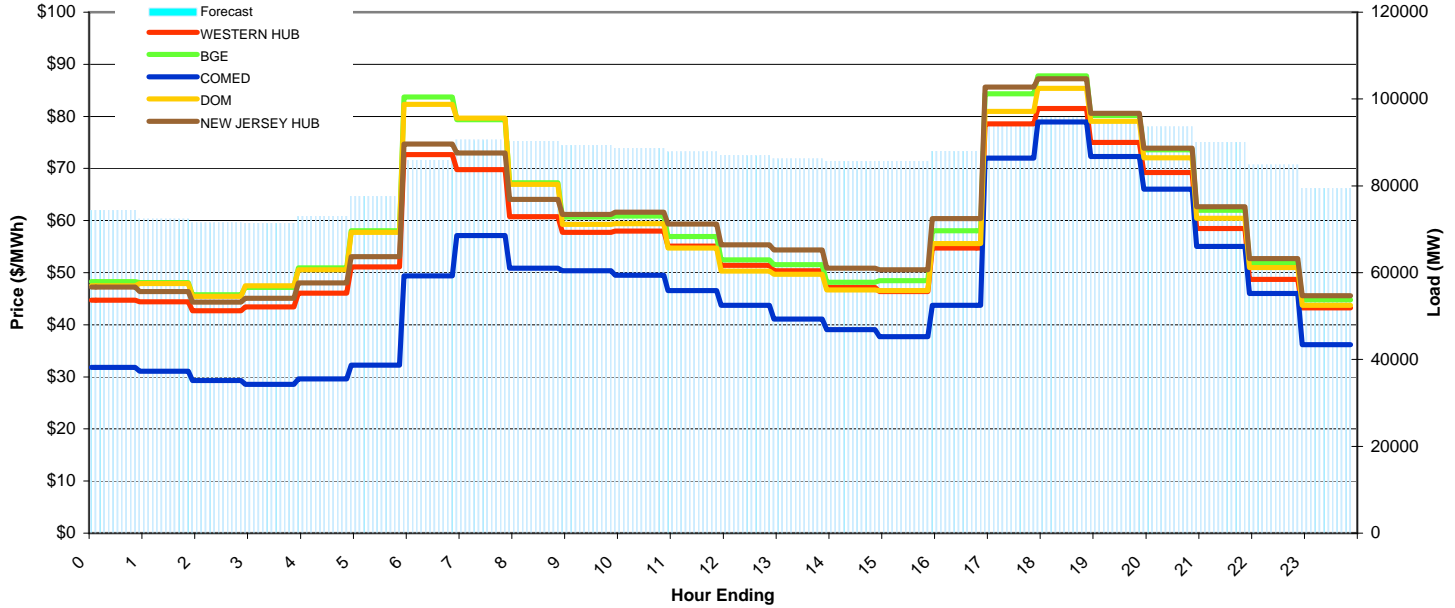
Report for: 12/4/2008

Price Color Codes:

≤0	≥100	≥200
----	------	------

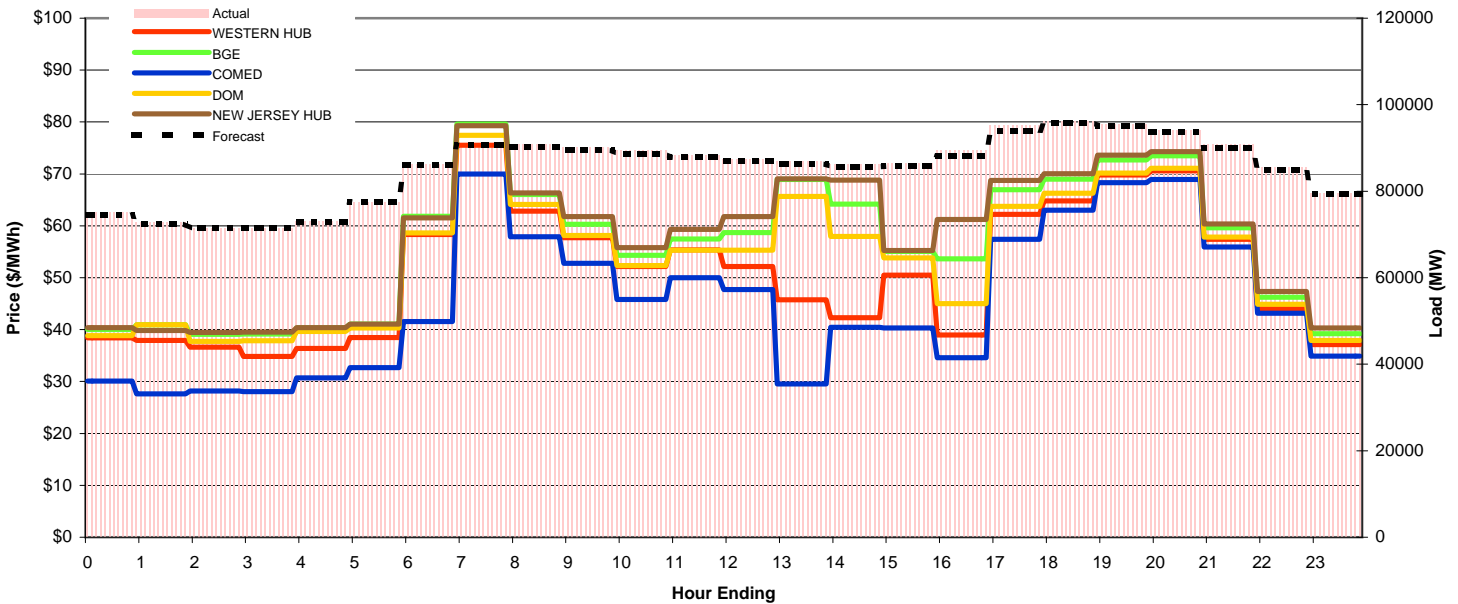
## Day-Ahead Prices and Forecast Load

	HE1	HE2	HE3	HE4	HE5	HE6	HE7	HE8	HE9	HE10	HE11	HE12	HE13	HE14	HE15	HE16	HE17	HE18	HE19	HE20	HE21	HE22	HE23	HE24	avg all/peak
WESTERN HUB	44.70	44.44	42.69	43.44	46.07	51.11	72.66	69.76	60.75	57.75	57.98	55.07	51.41	50.37	47.17	46.39	54.72	78.58	81.54	74.97	69.25	58.49	48.73	43.23	56 / 60
BGE	48.265	48.116	45.789	47.148	50.937	58.039	83.724	79.349	67.278	60.718	60.876	56.919	52.453	51.538	48.175	48.443	58.05	84.311	87.803	80.165	73.594	61.973	51.948	44.763	60 / 64
COMED	31.832	31.095	29.273	28.552	29.62	32.255	49.367	57.126	50.873	50.393	49.491	46.573	43.715	41.078	39.062	37.721	43.752	71.997	78.938	72.316	66.053	55.015	46	36.175	47 / 53
DOM	47.467	47.909	45.458	47.461	50.552	57.767	82.297	79.648	66.952	59.267	59.412	54.74	50.305	49.67	46.683	46.556	55.579	80.959	85.354	79.051	72.032	60.429	50.958	43.731	59 / 62
NEW JERSEY HUB	47.25	46.40	44.37	45.10	48.05	53.08	74.72	72.99	64.08	61.16	61.60	59.33	55.36	54.35	50.86	50.57	60.39	85.62	87.22	80.60	73.92	62.67	52.69	45.56	60 / 65
DA Forecast	74.4	72.4	71.5	71.4	73.0	77.6	86.0	90.6	90.2	89.4	88.6	87.9	87.0	86.2	85.7	85.7	88.0	93.8	95.8	95.2	93.6	90.1	84.8	79.5	85 / 90



## Preliminary Real-Time Prices with Forecasted and Actual System Load

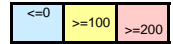
	HE1	HE2	HE3	HE4	HE5	HE6	HE7	HE8	HE9	HE10	HE11	HE12	HE13	HE14	HE15	HE16	HE17	HE18	HE19	HE20	HE21	HE22	HE23	HE24	avg all/peak
WESTERN HUB	38.40	37.94	36.63	34.85	36.37	38.48	58.33	75.53	62.81	57.68	52.18	55.36	52.17	45.77	42.32	50.47	38.95	62.22	64.80	69.80	70.61	57.39	44.03	37.14	51 / 56
BGE	40.043	40.953	39.106	39.172	40.304	41.037	61.812	79.616	66.044	60.324	54.346	57.476	58.7	68.909	64.201	55.072	53.609	66.97	68.958	72.703	73.467	59.617	46.232	39.229	56 / 63
COMED	30.09	27.619	28.191	28.059	30.711	32.651	41.569	69.952	57.904	52.769	45.822	49.969	47.75	29.56	40.435	40.321	34.578	57.395	63.023	68.334	68.898	55.909	43.166	34.88	45 / 52
DOM	38.811	40.953	37.729	37.855	39.644	40.351	58.65	77.41	64.132	58.122	52.361	55.297	55.321	65.674	57.936	53.806	45.01	63.766	66.273	70.14	71.106	57.815	44.879	37.944	54 / 60
NEW JERSEY HUB	40.41	39.84	39.49	39.49	40.39	41.06	61.56	79.29	66.34	61.77	55.80	59.33	61.76	69.06	68.82	55.21	61.25	68.72	70.05	73.63	74.32	60.36	47.33	40.32	57 / 65
Percent Forecast	0.85	0.58	-0.11	-0.15	-0.06	-0.16	0.25	0.53	0.77	0.83	0.91	0.67	0.39	0.69	0.61	0.90	1.60	1.40	0.42	0.23	0.40	0.91	0.77	0.11	
RTLoad	75.029	72.77	71.45	71.293	72.917	77.447	86.191	91.094	90.894	90.17	89.431	88.443	87.319	86.823	86.219	86.498	89.451	95.128	96.222	95.385	94.013	90.886	85.5	79.567	



# PJM Daily Report

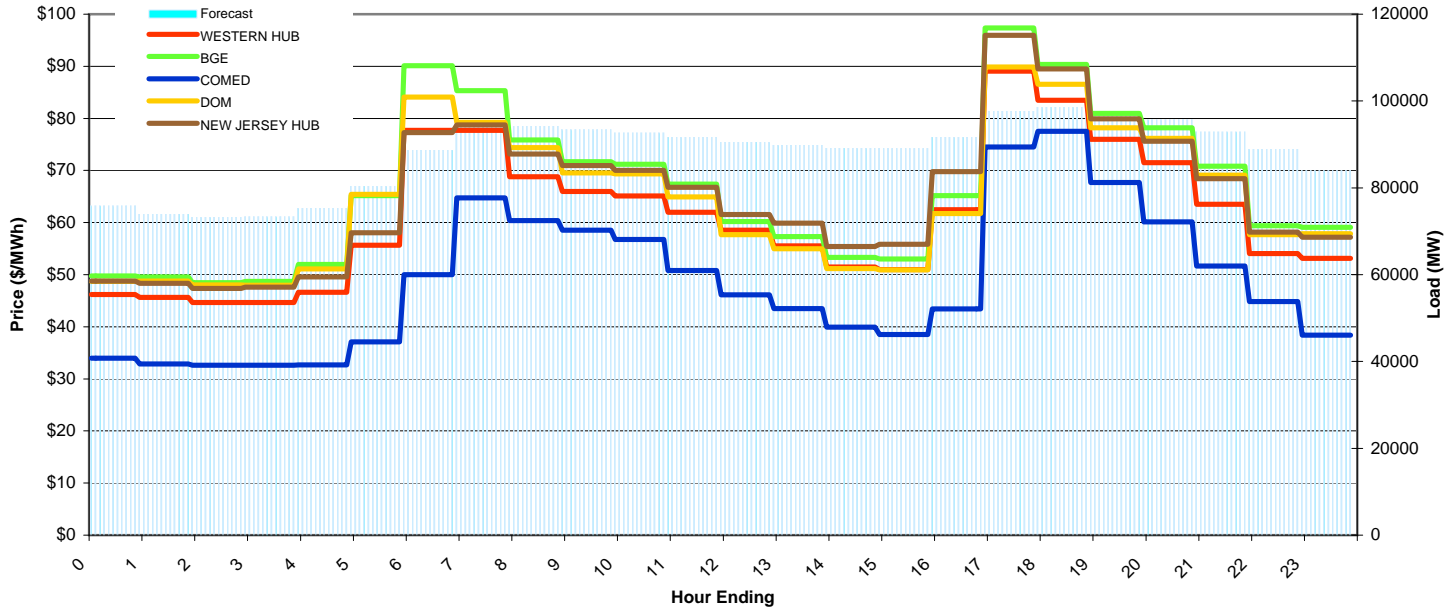
Report for: 12/5/2008

Price Color Codes:



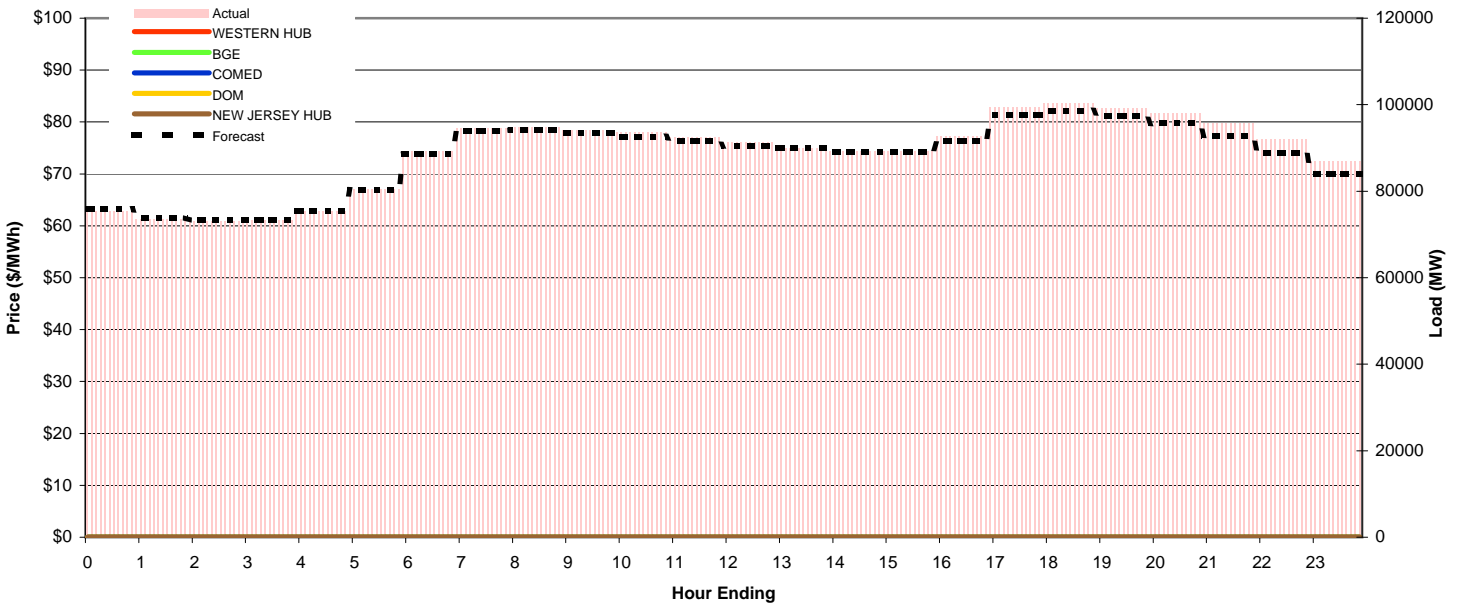
## Day-Ahead Prices and Forecast Load

	HE1	HE2	HE3	HE4	HE5	HE6	HE7	HE8	HE9	HE10	HE11	HE12	HE13	HE14	HE15	HE16	HE17	HE18	HE19	HE20	HE21	HE22	HE23	HE24	avg all/peak
WESTERN HUB	46.20	45.66	44.68	44.67	46.65	55.68	77.71	77.69	68.82	66.00	65.09	62.00	58.51	55.50	51.50	51.00	62.50	89.07	83.50	76.00	71.50	63.50	54.08	53.12	61 / 66
BGE	49.734	49.571	48.473	48.698	51.968	65.162	90.098	85.35	75.88	71.698	71.222	67.398	60.174	57.326	53.339	52.99	65.198	97.364	90.334	80.947	78.204	70.852	59.382	59.065	67 / 71
COMED	33.972	32.857	32.647	32.607	32.682	37.115	50	64.764	60.357	58.549	56.727	50.809	46.1	43.493	39.951	38.531	43.453	74.521	77.523	67.717	60.111	51.681	44.827	38.365	49 / 55
DOM	48.712	48.753	48.048	47.95	51.102	65.438	84.09	79.211	74.357	69.516	69.323	64.935	57.685	54.962	51.193	50.911	61.728	89.85	86.547	78.173	76.163	69.087	57.679	57.874	64 / 68
NEW JERSEY HUB	48.76	48.34	47.35	47.58	49.58	58.02	77.26	78.76	73.17	70.93	70.00	66.77	61.57	59.90	55.38	55.85	69.78	95.98	89.49	79.90	75.61	68.40	58.19	57.19	65 / 71
DA Forecast	75.8	73.9	73.3	73.3	75.3	80.3	88.6	94.1	94.1	93.4	92.6	91.6	90.5	89.9	89.1	89.1	91.6	97.6	98.6	97.3	95.7	92.8	88.9	84.0	88 / 93



## Preliminary Real-Time Prices with Forecasted and Actual System Load

	HE1	HE2	HE3	HE4	HE5	HE6	HE7	HE8	HE9	HE10	HE11	HE12	HE13	HE14	HE15	HE16	HE17	HE18	HE19	HE20	HE21	HE22	HE23	HE24	avg all/peak
0.00	0.00	0.00	0.00	0.00	0.00	0.00	0.00	0.00	0.00	0.00	0.00	0.00	0.00	0.00	0.00	0.00	0.00	0.00	0.00	0.00	0.00	0.00	0.00	0.00	0 / 0
BGE	0	0	0	0	0	0	0	0	0	0	0	0	0	0	0	0	0	0	0	0	0	0	0	0	0 / 0
COMED	0	0	0	0	0	0	0	0	0	0	0	0	0	0	0	0	0	0	0	0	0	0	0	0	0 / 0
DOM	0	0	0	0	0	0	0	0	0	0	0	0	0	0	0	0	0	0	0	0	0	0	0	0	0 / 0
0.00	0.00	0.00	0.00	0.00	0.00	0.00	0.00	0.00	0.00	0.00	0.00	0.00	0.00	0.00	0.00	0.00	0.00	0.00	0.00	0.00	0.00	0.00	0.00	0.00	0 / 0
Percent Forecast	-0.63	-0.34	-0.35	0.03	0.06	0.05	0.70	0.52	0.60	0.79	1.13	0.95	0.83	0.21	0.23	0.20	1.13	1.78	1.73	1.89	2.32	3.07	3.43	3.34	
RTLoad	75.342	73.615	73.001	73.369	75.326	80.364	89.266	94.547	94.716	94.156	93.703	92.479	91.23	90.069	89.301	89.253	92.644	99.414	100.36	99.215	97.955	95.793	92.062	86.852	



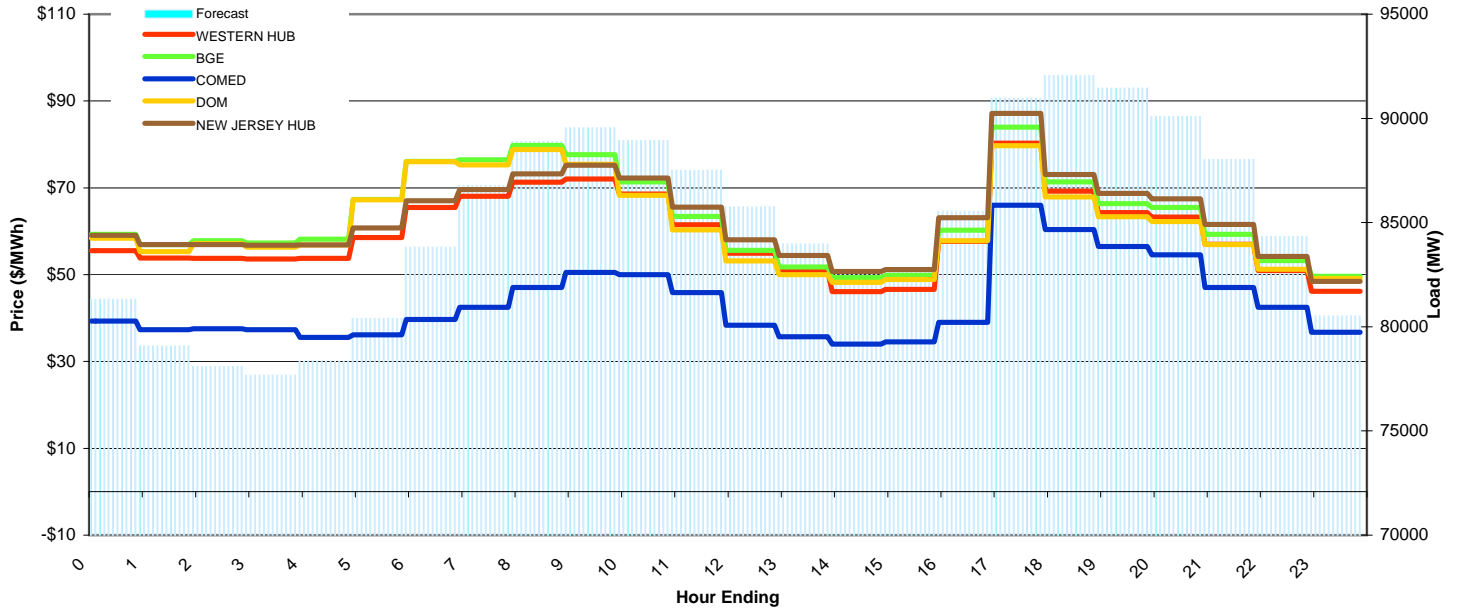
# PJM Daily Report

## Report for: 12/6/2008

Price Color Codes: ≤0 ≥100 ≥200

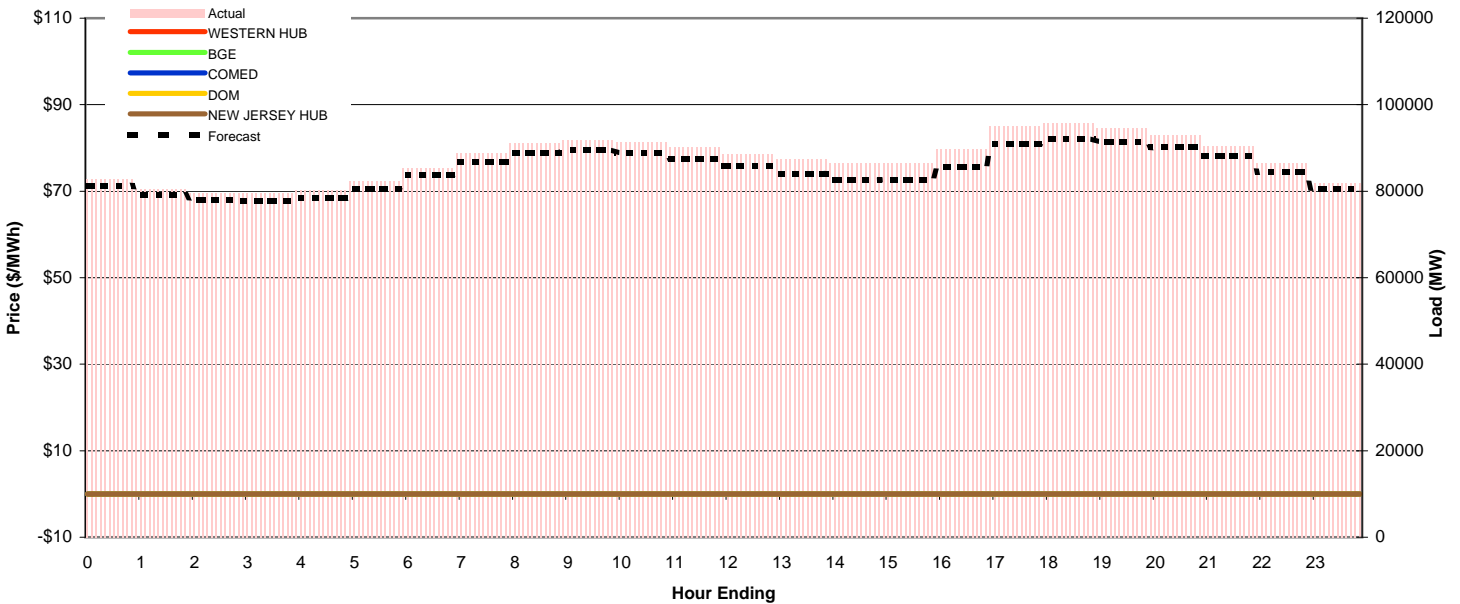
### Day-Ahead Prices and Forecast Load

	HE1	HE2	HE3	HE4	HE5	HE6	HE7	HE8	HE9	HE10	HE11	HE12	HE13	HE14	HE15	HE16	HE17	HE18	HE19	HE20	HE21	HE22	HE23	HE24	avg all/peak
WESTERN HUB	55.50	53.86	53.79	53.63	53.74	58.53	65.46	68.05	71.33	72.04	68.55	61.52	54.96	50.85	46.11	46.60	57.68	80.31	69.26	64.31	63.26	56.98	50.97	46.17	59 / 61
BGE	59.306	56.9	57.827	57.307	58.167	67.286	76.08	76.474	79.771	77.656	71.4	63.444	55.62	51.759	49.313	49.887	60.212	84.012	71.392	66.398	65.458	59.289	53.268	49.641	63 / 65
COMED	39.323	37.318	37.554	37.292	35.528	36.137	39.666	42.505	47.043	50.505	50.02	45.906	38.342	35.673	34	34.55	39.051	65.99	60.386	56.464	54.581	47.05	42.493	36.732	44 / 47
DOM	58.367	55.323	57.165	56.332	56.876	67.255	76.031	75.254	78.795	75.456	68.299	60.331	53.202	50.021	48.236	48.927	57.844	79.714	67.944	63.349	62.251	56.939	51.267	49.11	61 / 62
NEW JERSEY HUB	59.06	56.96	56.96	56.80	56.83	60.73	67.06	69.58	73.23	75.19	72.25	65.55	58.04	54.43	50.73	51.21	63.08	87.16	73.10	68.76	67.50	61.55	54.23	48.47	63 / 65
DA Forecast	81.3	79.1	78.1	77.7	78.4	80.4	83.8	86.8	88.9	89.6	88.9	87.5	85.8	84.0	82.6	82.6	85.5	91.0	92.0	91.4	90.1	88.0	84.4	80.5	85 / 87



### Preliminary Real-Time Prices with Forecasted and Actual System Load

	HE1	HE2	HE3	HE4	HE5	HE6	HE7	HE8	HE9	HE10	HE11	HE12	HE13	HE14	HE15	HE16	HE17	HE18	HE19	HE20	HE21	HE22	HE23	HE24	avg all/peak
0.00	0.00	0.00	0.00	0.00	0.00	0.00	0.00	0.00	0.00	0.00	0.00	0.00	0.00	0.00	0.00	0.00	0.00	0.00	0.00	0.00	0.00	0.00	0.00	0.00	0 / 0
BGE	0	0	0	0	0	0	0	0	0	0	0	0	0	0	0	0	0	0	0	0	0	0	0	0	0 / 0
COMED	0	0	0	0	0	0	0	0	0	0	0	0	0	0	0	0	0	0	0	0	0	0	0	0	0 / 0
DOM	0	0	0	0	0	0	0	0	0	0	0	0	0	0	0	0	0	0	0	0	0	0	0	0	0 / 0
0.00	0.00	0.00	0.00	0.00	0.00	0.00	0.00	0.00	0.00	0.00	0.00	0.00	0.00	0.00	0.00	0.00	0.00	0.00	0.00	0.00	0.00	0.00	0.00	0.00	0 / 0
Percent Forecast	1.87	1.85	1.92	2.19	2.28	2.38	1.91	2.33	2.41	2.37	2.78	2.92	3.06	3.87	4.54	4.48	4.62	4.33	3.91	3.34	3.23	2.72	2.41	1.80	
RTLload	82.875	80.57	79.615	79.424	80.181	82.364	85.446	88.853	91.08	91.728	91.47	90.14	88.473	87.348	86.517	86.512	89.68	95.088	95.797	94.609	93.087	90.495	86.431	81.992	



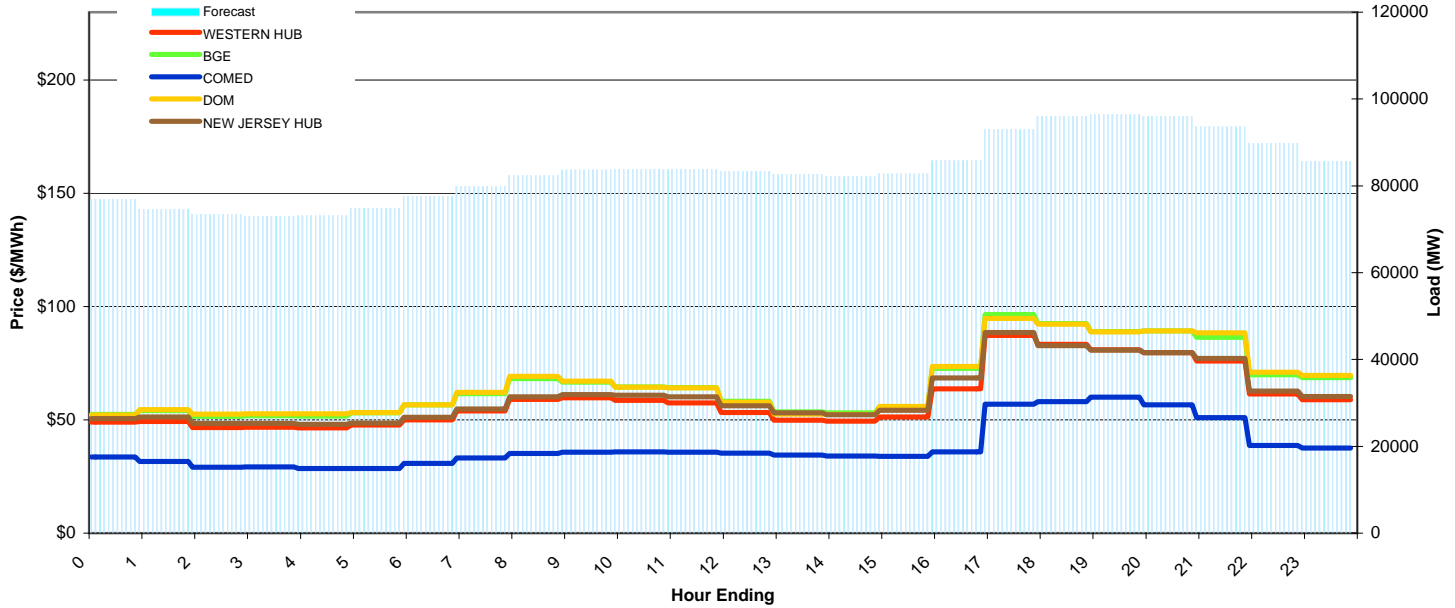
# PJM Daily Report

## Report for: 12/7/2008

Price Color Codes: <=0 >=100 >=200

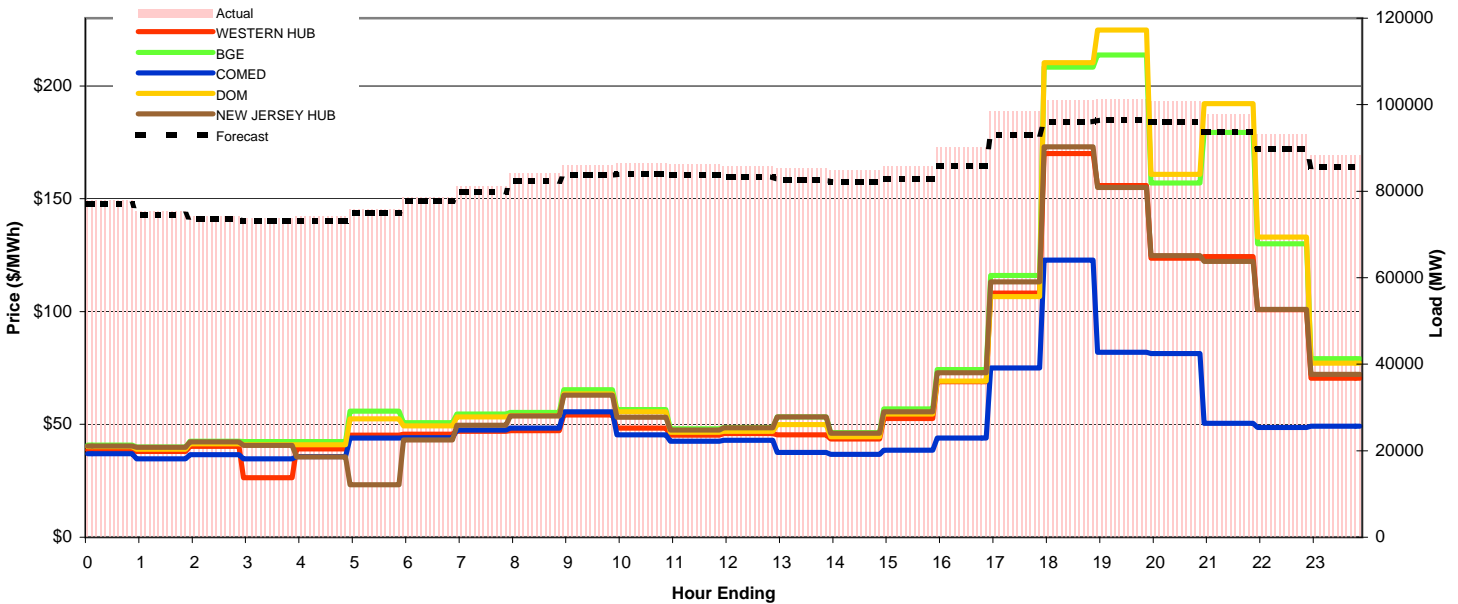
### Day-Ahead Prices and Forecast Load

	HE1	HE2	HE3	HE4	HE5	HE6	HE7	HE8	HE9	HE10	HE11	HE12	HE13	HE14	HE15	HE16	HE17	HE18	HE19	HE20	HE21	HE22	HE23	HE24	avg all/peak
WESTERN HUB	49.02	49.30	46.66	46.72	46.54	47.74	50.00	53.92	59.08	59.74	58.66	57.51	53.19	49.93	49.43	51.31	63.75	87.24	83.36	81.02	79.68	76.05	61.41	58.91	59 / 64
BGE	52.45	54.091	51.633	51.789	51.734	53.164	56.722	61.62	68.25	66.656	64.616	64.233	58.209	53.512	53.122	55.799	72.798	96.532	92.506	89	89.319	86.401	69.911	68.688	66 / 71
COMED	33.638	31.697	29.043	29.267	28.584	28.503	30.82	33.17	35.199	35.806	35.919	35.731	35.333	34.488	34	33.922	35.903	56.988	58.05	60.003	56.682	50.966	38.688	37.614	38 / 42
DOM	52.099	54.504	52.527	52.716	52.655	53.331	56.589	62.19	69.194	67.116	64.362	64.155	57.74	52.539	52.366	55.908	73.673	94.847	92.225	88.908	89.355	88.502	71.007	69.617	66 / 72
NEW JERSEY HUB	50.59	51.31	48.41	48.46	48.06	48.63	51.16	54.82	60.12	61.21	60.91	60.17	56.26	53.06	52.32	54.28	68.48	88.52	82.74	80.80	79.68	77.20	62.71	60.27	61 / 66
DA Forecast	77.0	74.6	73.4	73.1	73.1	74.9	77.7	79.8	82.3	83.7	83.9	83.8	83.3	82.7	82.1	82.8	85.8	93.0	96.1	96.4	96.0	93.6	89.7	85.7	84 / 87



### Preliminary Real-Time Prices with Forecasted and Actual System Load

	HE1	HE2	HE3	HE4	HE5	HE6	HE7	HE8	HE9	HE10	HE11	HE12	HE13	HE14	HE15	HE16	HE17	HE18	HE19	HE20	HE21	HE22	HE23	HE24	avg all/peak
WESTERN HUB	38.65	37.96	40.26	26.44	39.19	45.30	45.65	46.99	47.26	54.15	48.39	45.27	45.88	45.35	43.46	52.61	68.93	108.26	169.96	155.90	123.71	124.40	100.82	70.53	68 / 80
BGE	40.848	40.027	42.514	42.441	42.368	55.905	50.801	54.589	55.24	65.404	56.604	48.009	48.638	53.312	46.376	56.878	74.338	115.92	208.37	213.68	156.94	179.37	130.06	79.096	82 / 98
COMED	37	34.709	36.54	34.691	35.712	43.999	44.048	47.522	48.318	55.53	45.364	42.607	42.986	37.53	36.675	38.513	44.025	75.056	122.77	82.014	81.374	50.456	48.678	49.26	51 / 56
DOM	40.08	39.052	41.432	40.982	40.952	52.514	49.35	53.3	53.926	63.595	55.618	46.454	46.904	49.942	44.505	54.558	69.242	106.57	210.22	224.7	160.86	192.15	133.02	77.124	81 / 98
NEW JERSEY HUB	40.44	39.81	42.26	40.74	35.61	23.20	43.06	49.61	53.73	62.93	53.17	47.56	48.46	53.31	46.09	55.63	72.86	113.18	172.95	154.93	124.78	122.17	101.01	72.20	70 / 83
Percent Forecast	1.19	0.97	0.91	0.99	1.62	1.25	1.20	1.76	2.01	2.59	2.93	2.75	2.84	2.99	3.19	3.36	4.77	5.54	4.99	4.88	4.67	4.24	3.57	3.10	
RTLoad	77.89	75.344	74.117	73.799	74.303	75.832	78.597	81.233	84.031	85.892	86.4	86.131	85.708	85.217	84.811	85.637	90.107	98.41	101.1	101.35	100.66	97.733	93.069	88.419	



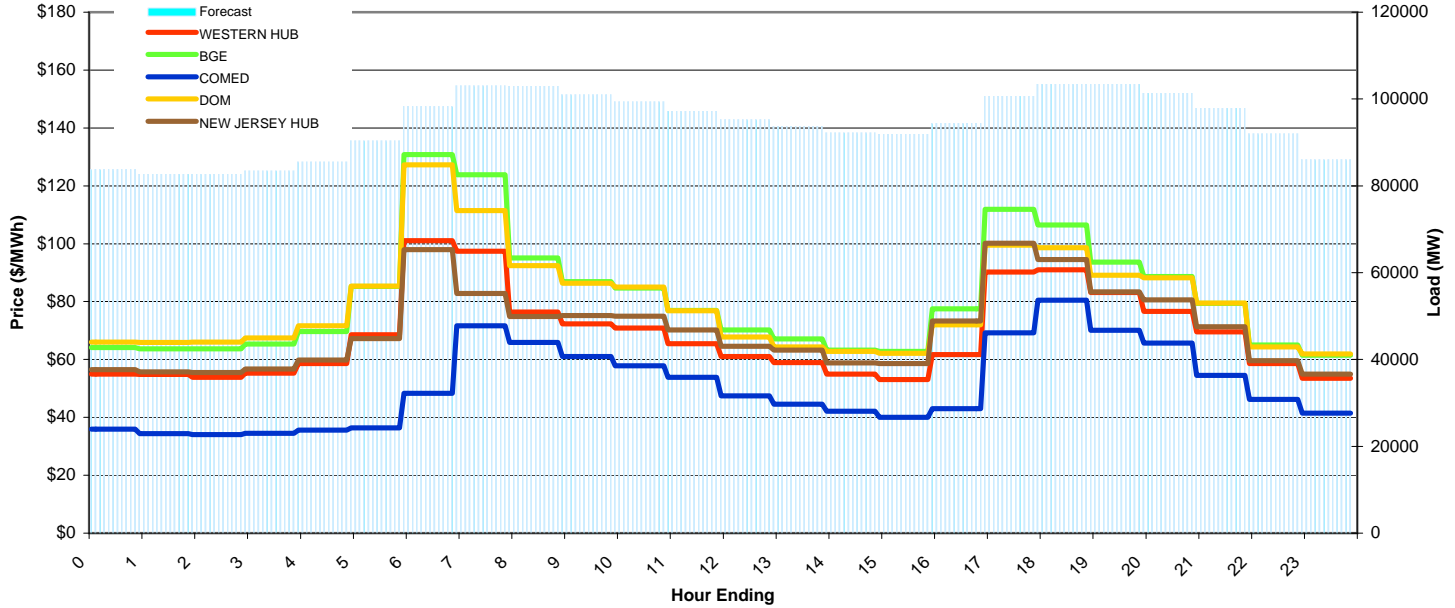
# PJM Daily Report

Report for: 12/8/2008

Price Color Codes: ≤0 ≥100 ≥200

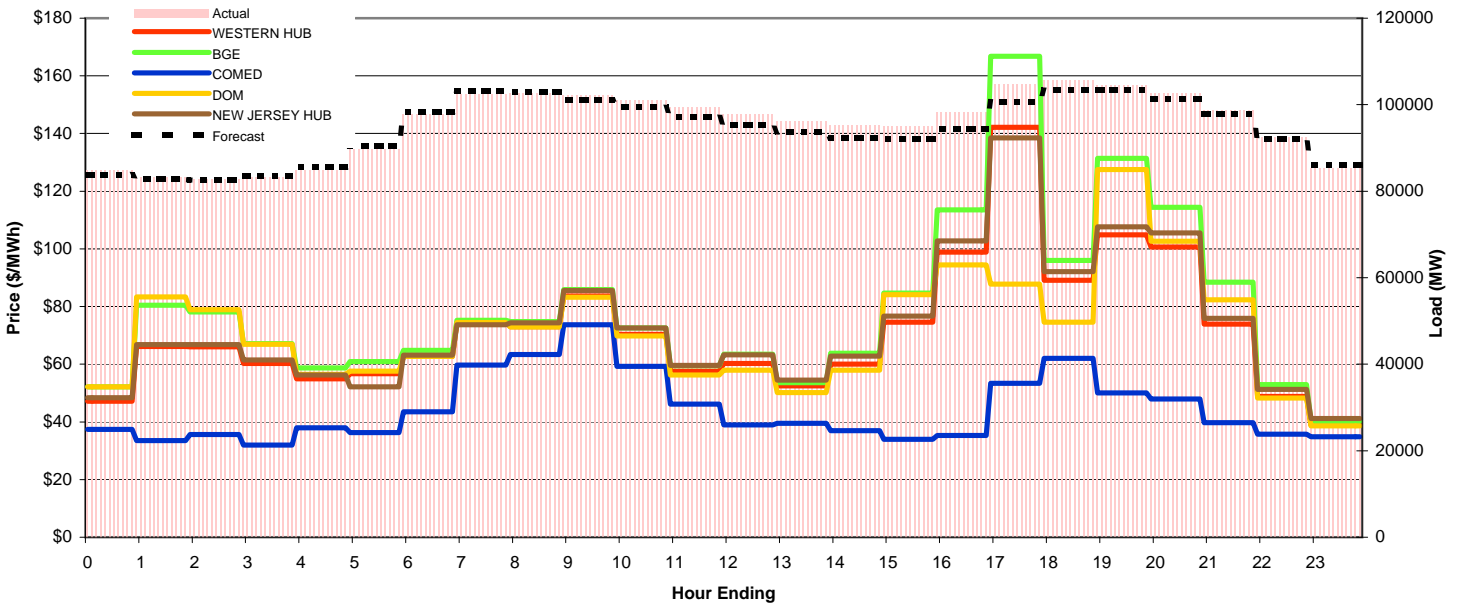
## Day-Ahead Prices and Forecast Load

	HE1	HE2	HE3	HE4	HE5	HE6	HE7	HE8	HE9	HE10	HE11	HE12	HE13	HE14	HE15	HE16	HE17	HE18	HE19	HE20	HE21	HE22	HE23	HE24	avg all/peak
WESTERN HUB	54.98	54.85	53.89	55.33	58.55	68.52	101.09	97.41	76.37	72.30	70.82	65.44	61.00	58.92	55.00	53.02	61.74	90.17	90.95	83.18	76.66	69.50	58.55	53.50	68 / 71
BGE	64.135	63.719	63.699	65.374	69.69	85.236	130.77	123.88	95.08	86.957	84.65	76.93	70.208	67.097	63.195	62.85	77.56	111.88	106.42	93.699	88.678	79.356	64.98	61.434	82 / 85
COMED	35.986	34.349	34.082	34.531	35.621	36.375	48.337	71.673	65.893	61	57.773	53.792	47.448	44.608	42.169	40.065	43.028	69.223	80.465	70.097	65.66	54.469	46.163	41.432	51 / 57
DOM	66.027	65.859	66.002	67.444	71.596	85.383	127.28	111.49	92.466	86.301	85.064	76.852	67.756	64.343	62.812	62.141	71.927	99.497	98.605	89.157	88.203	79.526	64.371	61.877	80 / 81
NEW JERSEY HUB	56.55	55.75	55.49	56.72	59.83	67.21	98.00	82.78	74.86	75.20	74.99	70.21	64.55	63.24	58.82	58.62	73.29	100.15	94.48	83.40	80.57	71.28	59.60	54.97	70 / 74
DA Forecast	83.8	82.7	82.6	83.4	85.5	90.4	98.2	103.1	102.9	101.0	99.4	97.2	95.2	93.8	92.2	91.9	94.3	100.7	103.4	103.4	101.2	97.8	92.0	86.0	94 / 98



## Preliminary Real-Time Prices with Forecasted and Actual System Load

	HE1	HE2	HE3	HE4	HE5	HE6	HE7	HE8	HE9	HE10	HE11	HE12	HE13	HE14	HE15	HE16	HE17	HE18	HE19	HE20	HE21	HE22	HE23	HE24	avg all/peak
WESTERN HUB	47.20	66.17	65.99	60.24	54.90	56.71	62.73	74.46	72.97	83.62	70.34	57.62	60.20	52.53	60.03	74.52	98.88	142.21	89.13	104.88	100.66	73.90	48.84	38.83	72 / 79
BGE	52.19	80.405	78.088	67.143	58.652	60.898	64.834	75.193	74.762	85.853	72.542	59.43	63.499	53.638	63.838	84.694	113.51	166.79	96.039	131.38	114.47	88.459	52.903	40.171	79 / 87
COMED	37.372	33.501	35.642	32.004	37.95	36.262	43.473	59.734	63.331	73.721	59.296	46.138	38.953	39.491	36.961	33.922	35.34	53.43	61.999	50.064	47.918	39.775	35.715	34.851	44 / 48
DOM	52.15	83.379	78.921	66.952	56.527	57.584	62.751	74.414	72.882	83.201	69.748	56.234	57.877	50.12	57.912	84.078	94.438	87.759	74.577	127.47	102.67	82.352	48.271	38.603	72 / 77
NEW JERSEY HUB	48.39	66.79	66.82	61.46	56.24	52.17	63.13	73.65	74.30	85.56	72.55	59.65	63.21	54.50	62.85	76.70	102.78	138.53	92.11	107.59	105.51	75.88	51.22	41.13	73 / 81
Percent Forecast	1.27	0.72	0.28	-0.28	-0.80	-0.72	-0.40	-0.54	-0.17	1.18	1.61	2.19	2.52	2.56	3.02	3.30	4.02	3.78	2.11	1.06	1.36	0.79	0.49	-0.73	
RTLoad	84.845	83.306	82.829	83.185	84.827	89.741	97.844	102.5	102.69	102.19	100.99	99.324	97.704	96.236	95.105	95.078	98.29	104.65	105.6	104.48	102.64	98.622	92.456	85.403	





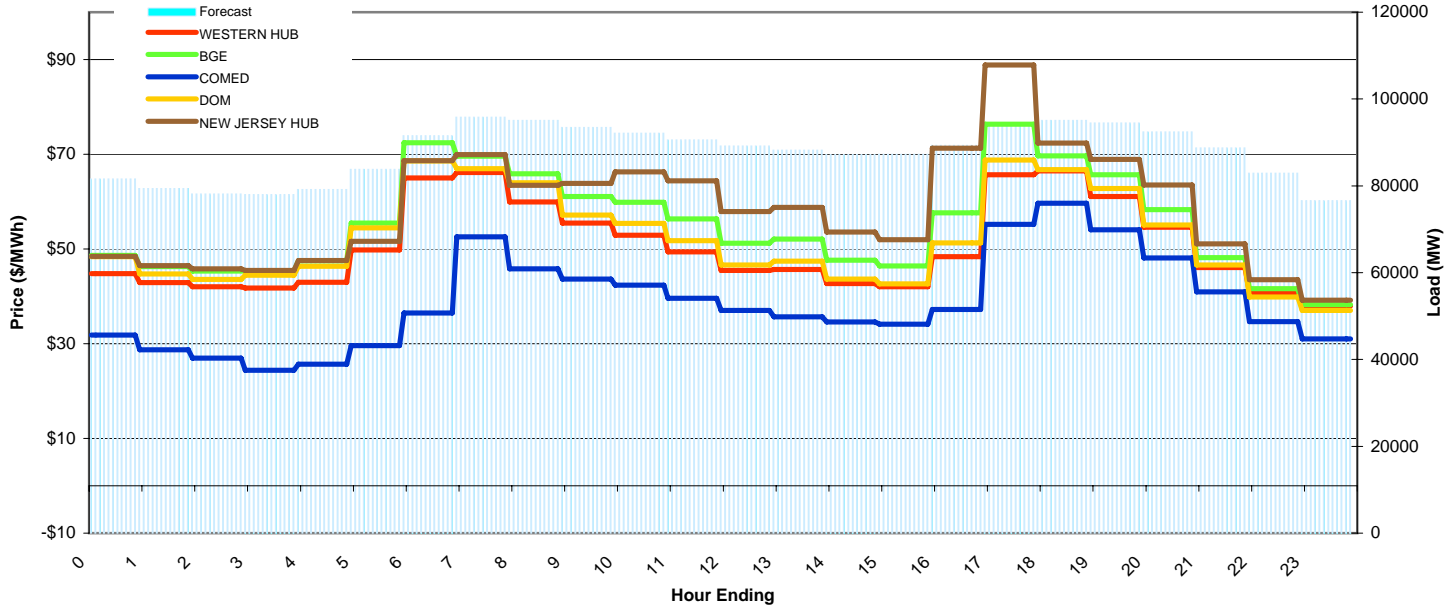
# PJM Daily Report

## Report for: 12/9/2008

Price Color Codes: <=0 >=100 >=200

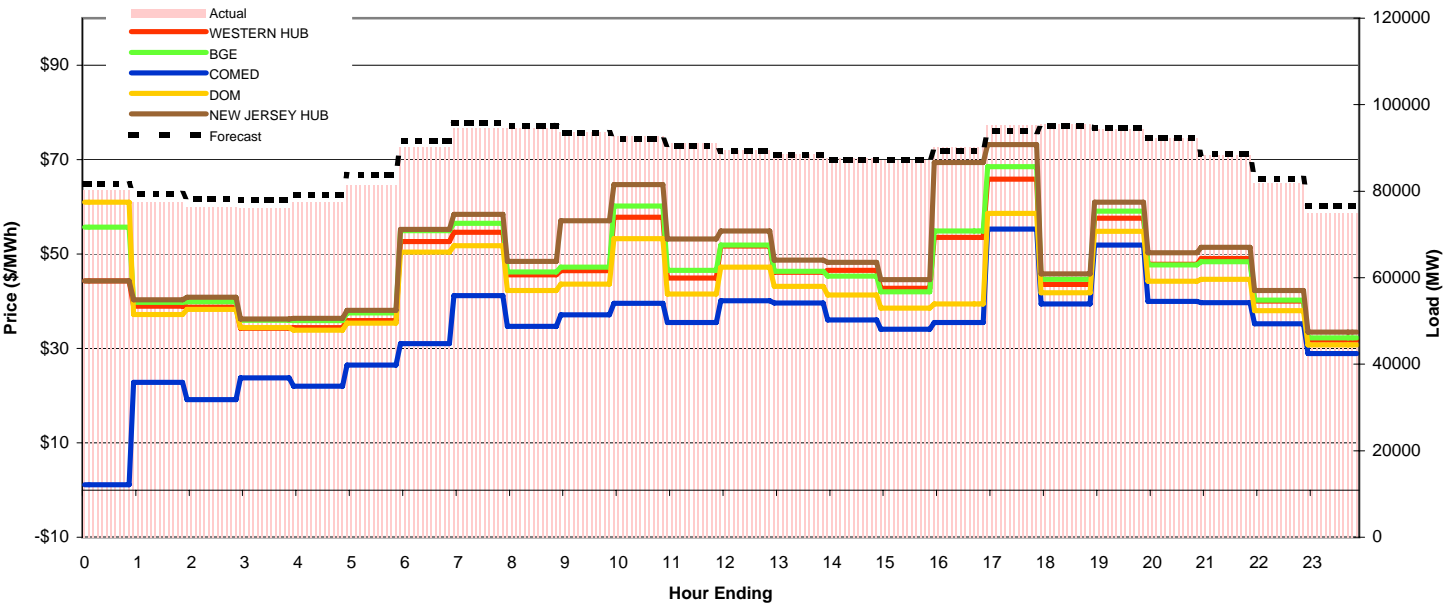
### Day-Ahead Prices and Forecast Load

	HE1	HE2	HE3	HE4	HE5	HE6	HE7	HE8	HE9	HE10	HE11	HE12	HE13	HE14	HE15	HE16	HE17	HE18	HE19	HE20	HE21	HE22	HE23	HE24	avg all/peak
WESTERN HUB	44.78	42.94	42.00	41.77	42.94	49.78	65.01	66.17	59.92	55.47	52.90	49.42	45.46	45.67	42.68	42.04	48.35	65.66	66.50	61.06	54.60	46.07	40.70	37.94	50 / 53
BGE	48.632	46.296	45.309	45.369	47.521	55.475	72.435	69.581	65.894	61.07	59.848	56.376	51.241	52.09	47.664	46.421	57.656	76.365	69.663	65.653	58.326	48.179	41.639	38.273	55 / 58
COMED	31.795	28.728	26.932	24.366	25.646	29.588	36.482	52.597	45.81	43.652	42.387	39.578	37.047	35.706	34.569	34.127	37.232	55.223	59.632	54.077	48.124	40.936	34.656	31.022	39 / 43
DOM	48.378	44.747	43.57	44.43	46.365	54.449	68.578	66.971	63.984	57.186	55.424	51.785	46.637	47.412	43.636	42.604	51.303	68.758	66.726	62.737	55.048	46.592	39.885	37.012	52 / 54
NEW JERSEY HUB	48.41	46.52	45.81	45.51	47.60	51.61	68.68	69.93	63.42	63.87	66.26	64.42	57.94	58.82	53.59	51.95	71.26	88.86	72.37	68.91	63.52	51.09	43.52	39.21	58 / 63
DA Forecast	81.6	79.4	78.2	78.0	79.2	83.8	91.5	95.8	95.1	93.4	92.1	90.6	89.2	88.2	87.2	87.3	89.3	93.8	95.1	94.5	92.4	88.7	82.9	76.6	88 / 91



### Preliminary Real-Time Prices with Forecasted and Actual System Load

	HE1	HE2	HE3	HE4	HE5	HE6	HE7	HE8	HE9	HE10	HE11	HE12	HE13	HE14	HE15	HE16	HE17	HE18	HE19	HE20	HE21	HE22	HE23	HE24	avg all/peak
WESTERN HUB	44.34	38.94	38.79	34.31	34.40	35.92	52.68	54.64	45.81	46.50	57.85	44.90	51.70	46.15	46.53	42.76	53.57	65.87	43.55	57.64	47.88	49.05	40.08	31.80	46 / 50
BGE	55.737	39.812	39.895	36	35.917	37.571	54.949	56.562	46.234	47.214	60.172	46.576	51.944	46.355	45.305	42.039	54.9	68.515	44.671	59.122	47.741	48.374	40.27	32.273	47 / 50
COMED	1.1126	22.85	19.188	23.751	22.022	26.515	31.062	41.219	34.721	37.106	39.573	35.509	40.108	39.646	36.042	34.059	35.512	55.326	39.467	51.9	39.956	39.714	35.231	28.916	34 / 40
DOM	60.973	37.202	38.315	34.427	33.865	35.35	50.454	51.781	42.276	43.659	53.251	41.52	47.267	43.162	41.316	38.526	39.42	58.602	41.806	54.813	44.271	44.641	38.022	30.763	44 / 45
NEW JERSEY HUB	44.34	40.34	40.90	36.24	36.41	38.08	55.23	58.45	48.46	57.05	64.76	53.21	54.90	48.70	48.23	44.63	69.44	73.22	45.85	61.00	50.27	51.43	42.31	33.50	50 / 54
Percent Forecast	-1.75	-2.36	-2.28	-2.58	-2.19	-2.85	-1.59	-1.29	-0.50	0.18	0.68	0.62	0.37	0.31	0.44	-0.12	0.81	1.53	0.34	-0.31	-0.20	-0.39	-1.15	-2.18	
RTLoad	80.219	77.533	76.425	76.034	77.451	81.489	90.097	94.588	94.58	93.597	92.735	91.119	89.555	88.519	87.559	87.172	90.074	95.277	95.407	94.226	92.236	88.386	81.959	74.955	



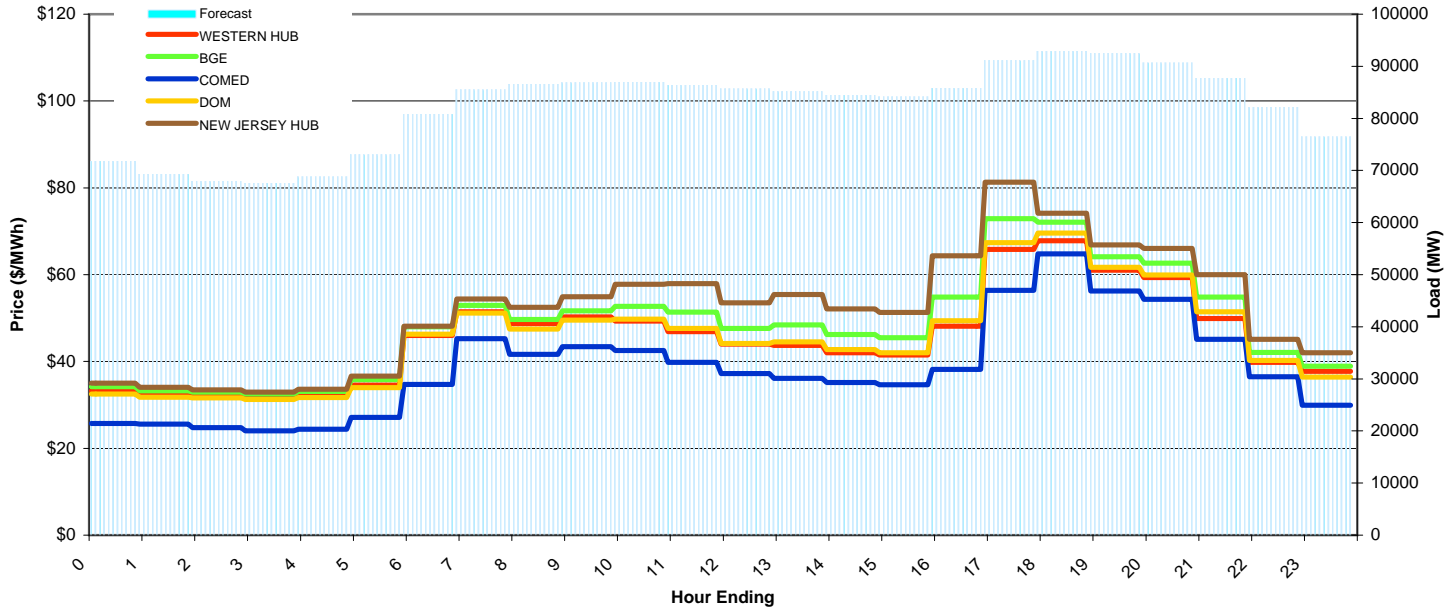
# PJM Daily Report

## Report for: 12/10/2008

Price Color Codes: ≤0 ≥100 ≥200

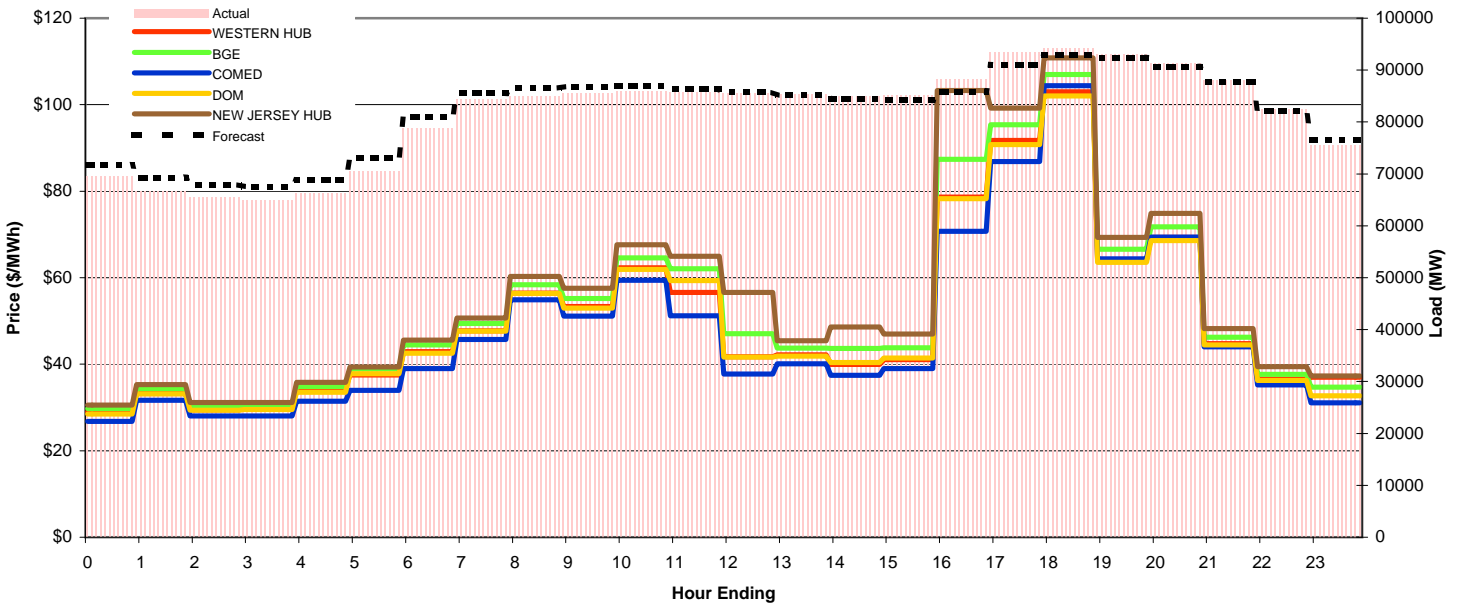
### Day-Ahead Prices and Forecast Load

	HE1	HE2	HE3	HE4	HE5	HE6	HE7	HE8	HE9	HE10	HE11	HE12	HE13	HE14	HE15	HE16	HE17	HE18	HE19	HE20	HE21	HE22	HE23	HE24	avg all/peak
WESTERN HUB	33.22	32.37	31.91	31.52	32.01	34.59	45.97	51.46	48.72	50.25	49.28	46.91	44.02	43.71	42.01	41.52	48.10	65.79	67.83	61.01	59.33	49.87	39.81	37.77	45 / 51
BGE	34.179	33.275	32.961	32.526	33.114	35.836	48.009	52.955	49.647	51.662	52.705	51.362	47.626	48.438	46.236	45.51	54.844	72.927	72.08	64.119	62.645	54.853	42.114	38.886	48 / 54
COMED	25.739	25.579	24.758	24.048	24.429	27.135	34.701	45.226	41.618	43.401	42.546	39.836	37.201	36.122	35.154	34.678	38.205	56.364	64.821	56.237	54.306	45.113	36.507	29.895	38 / 44
DOM	32.521	31.796	31.654	31.271	31.697	33.994	46.32	51.187	47.469	49.533	49.725	47.589	44.183	44.535	42.739	41.991	49.366	67.388	69.559	61.691	59.907	51.459	40.271	36.431	46 / 51
NEW JERSEY HUB	35.01	34.04	33.49	32.96	33.60	36.62	48.17	54.42	52.50	54.92	57.81	57.97	53.50	55.42	52.08	51.33	64.37	81.31	74.12	66.83	66.01	60.00	45.14	42.04	52 / 59
DA Forecast	71.7	69.3	67.9	67.6	68.8	73.0	80.9	85.5	86.5	86.8	87.0	86.3	85.7	85.1	84.5	84.2	85.8	91.1	92.9	92.4	90.7	87.6	82.2	76.5	82 / 87



### Preliminary Real-Time Prices with Forecasted and Actual System Load

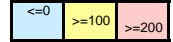
	HE1	HE2	HE3	HE4	HE5	HE6	HE7	HE8	HE9	HE10	HE11	HE12	HE13	HE14	HE15	HE16	HE17	HE18	HE19	HE20	HE21	HE22	HE23	HE24	avg all/peak
WESTERN HUB	29.02	33.24	29.47	29.61	34.56	37.52	42.90	47.74	56.42	53.32	62.32	56.60	41.70	42.15	39.97	41.04	78.61	91.76	103.02	64.15	69.31	44.79	36.57	36.98	50 / 58
BGE	29.729	34.298	30.389	30.52	34.829	38.936	44.474	49.404	58.358	55.167	64.59	62.1	47.059	43.692	43.646	43.822	87.362	95.397	106.99	66.608	71.76	46.253	37.692	34.67	52 / 61
COMED	26.784	31.671	28.03	28.015	31.437	33.966	38.99	45.735	54.917	51.11	59.442	51.18	37.707	40.085	37.471	39.01	70.741	86.87	104.36	64.337	69.394	44.012	35.205	31.038	48 / 56
DOM	28.517	33.114	29.406	29.519	33.534	37.807	42.572	47.62	56.347	52.977	61.905	59.339	41.636	41.888	40.374	41.437	78.285	90.766	102.04	63.518	68.549	44.457	36.273	32.706	50 / 58
NEW JERSEY HUB	30.54	35.28	31.13	31.18	35.77	39.37	45.56	50.70	60.27	57.59	67.62	64.93	56.62	45.42	48.63	46.95	103.25	99.24	110.80	69.31	74.86	48.23	39.44	37.28	55 / 65
Percent Forecast	-3.23	-3.93	-3.79	-3.94	-3.74	-3.66	-2.71	-1.21	-1.75	-1.45	-1.22	-0.66	-0.27	0.26	0.50	1.21	2.82	2.53	1.40	0.55	0.68	0.53	0.19	-1.14	
RTLoad	69.488	66.668	65.407	65.002	66.3	70.456	78.724	84.462	85.044	85.596	85.903	85.771	85.477	85.333	84.889	85.183	88.292	93.453	94.238	92.945	91.294	88.113	82.346	75.612	



# PJM Daily Report

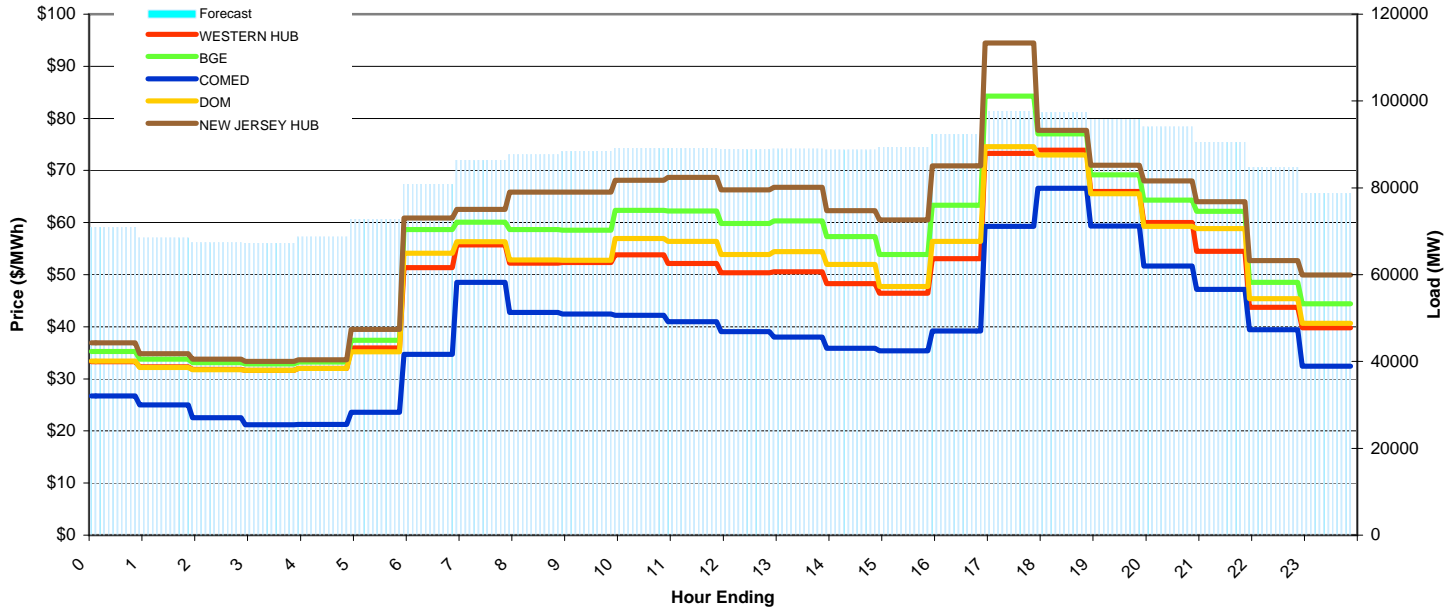
Report for: 12/11/2008

Price Color Codes:



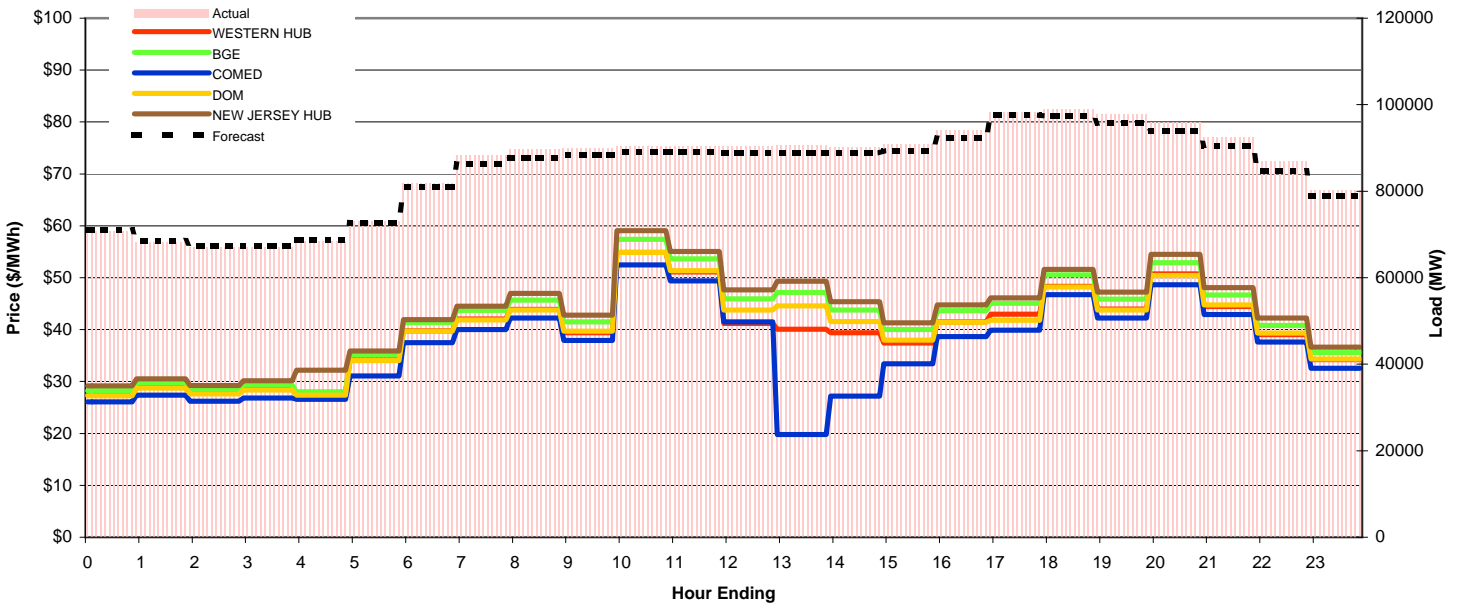
## Day-Ahead Prices and Forecast Load

	HE1	HE2	HE3	HE4	HE5	HE6	HE7	HE8	HE9	HE10	HE11	HE12	HE13	HE14	HE15	HE16	HE17	HE18	HE19	HE20	HE21	HE22	HE23	HE24	avg all/peak
WESTERN HUB	33.32	32.30	31.83	31.64	32.01	35.93	51.34	55.69	52.20	52.36	53.78	52.12	50.39	50.54	48.25	46.44	53.05	73.25	73.89	66.00	60.00	54.48	43.71	39.79	49 / 55
BGE	35.236	33.784	33.123	32.893	33.24	37.405	58.673	60.082	58.637	58.537	62.351	62.249	59.806	60.333	57.3	53.88	63.352	84.289	77.017	69.193	64.304	62.133	48.538	44.393	55 / 63
COMED	26.706	25.009	22.53	21.18	21.244	23.568	34.711	48.501	42.739	42.418	42.218	40.983	39.066	38.008	35.902	35.41	39.207	59.254	66.609	59.31	51.629	47.186	39.442	32.442	39 / 45
DOM	33.386	32.196	31.772	31.632	31.99	35.208	54.09	56.301	52.854	52.752	56.925	56.375	53.881	54.444	51.965	47.708	56.36	74.58	72.949	65.561	59.274	58.815	45.395	40.678	50 / 57
NEW JERSEY HUB	36.92	34.81	33.80	33.34	33.67	39.48	60.90	62.53	65.87	65.85	68.11	68.70	66.28	66.77	62.29	60.49	70.86	94.48	77.73	71.01	67.98	64.02	52.70	49.93	59 / 68
DA Forecast	70.9	68.5	67.4	67.2	68.7	72.7	80.8	86.3	87.7	88.4	89.1	89.1	88.8	88.9	88.8	89.3	92.3	97.6	97.5	95.8	94.1	90.5	84.7	78.8	84 / 91



## Preliminary Real-Time Prices with Forecasted and Actual System Load

	HE1	HE2	HE3	HE4	HE5	HE6	HE7	HE8	HE9	HE10	HE11	HE12	HE13	HE14	HE15	HE16	HE17	HE18	HE19	HE20	HE21	HE22	HE23	HE24	avg all/peak
WESTERN HUB	27.52	28.98	27.85	28.89	27.91	34.15	39.79	42.04	43.90	39.39	54.87	51.12	41.17	40.07	39.39	37.44	41.52	42.96	48.32	43.96	50.72	44.45	39.04	34.24	40 / 44
BGE	28.246	29.741	28.56	29.371	27.905	35.222	41.387	43.71	45.663	41.5	57.39	53.623	45.948	47.192	43.751	40.013	43.629	45.09	50.524	45.895	52.877	46.676	40.843	35.545	42 / 47
COMED	26.09	27.381	26.207	26.818	26.576	31.094	37.462	40.036	42.225	37.929	52.469	49.374	41.489	19.805	27.217	33.414	38.67	39.908	46.744	42.223	48.655	42.904	37.589	32.533	36 / 40
DOM	27.243	28.751	27.601	28.33	27.391	34.012	39.674	41.862	43.764	39.696	54.857	51.369	43.779	44.592	41.542	37.976	41.457	41.812	48.196	43.774	50.453	44.775	39.324	34.312	40 / 44
NEW JERSEY HUB	29.16	30.54	29.24	30.15	32.18	35.87	41.94	44.49	46.96	42.78	59.09	55.06	47.66	49.31	45.37	41.32	44.73	46.09	51.63	47.22	54.50	48.09	42.22	36.61	43 / 48
Percent Forecast	-0.36	-0.59	-0.70	-0.38	-0.34	0.37	1.27	2.43	2.26	1.88	1.54	1.44	1.78	1.80	1.59	1.64	1.97	0.77	1.57	1.91	1.96	2.09	2.50	1.82	
RTLoad	70.697	68.107	66.935	66.966	68.459	72.99	81.884	88.44	89.695	90.043	90.475	90.389	90.437	90.566	90.211	90.821	94.131	98.322	99.012	97.701	95.941	92.453	86.874	80.25	



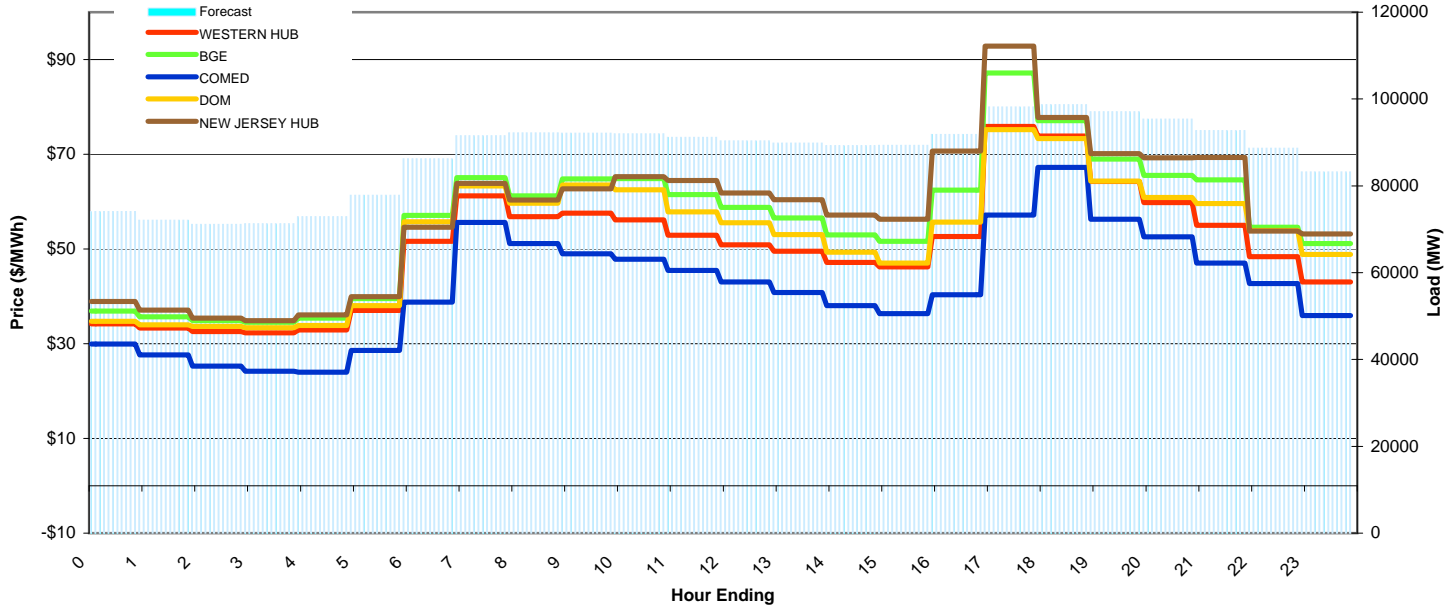
# PJM Daily Report

## Report for: 12/12/2008

Price Color Codes: ≤0 >=100 >=200

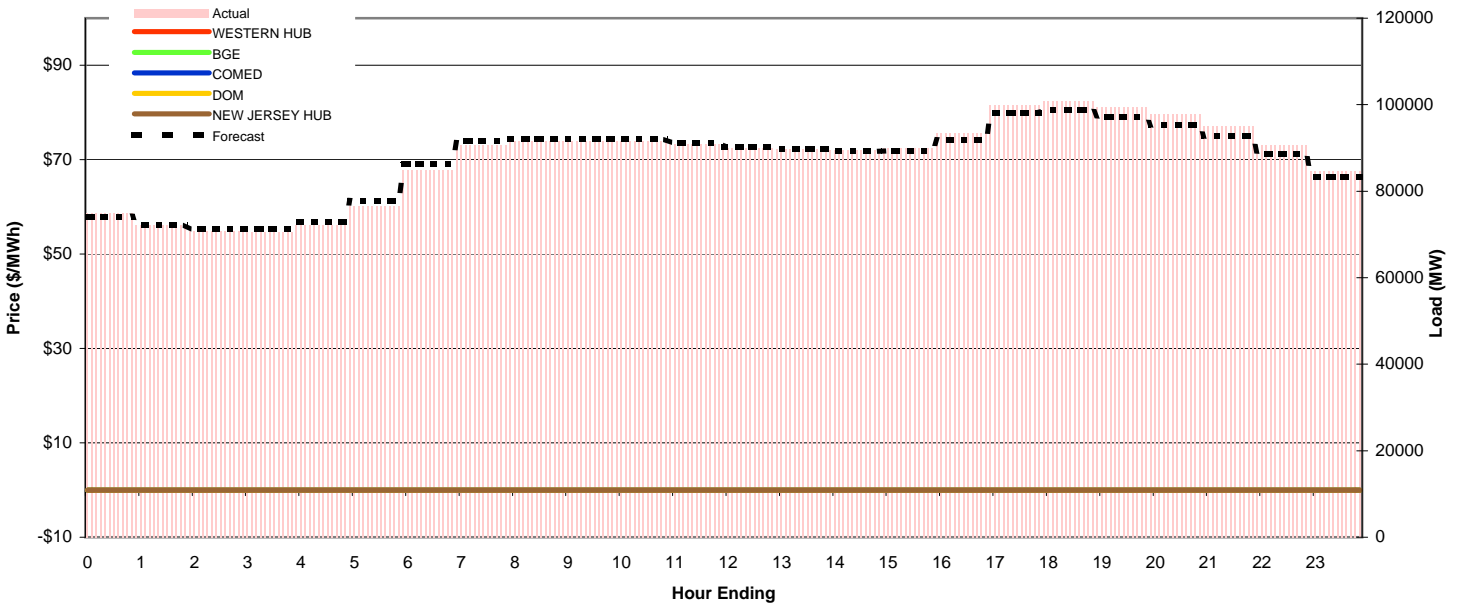
### Day-Ahead Prices and Forecast Load

	HE1	HE2	HE3	HE4	HE5	HE6	HE7	HE8	HE9	HE10	HE11	HE12	HE13	HE14	HE15	HE16	HE17	HE18	HE19	HE20	HE21	HE22	HE23	HE24	avg all/peak
WESTERN HUB	34.17	33.33	32.57	32.31	32.89	37.00	51.64	61.21	56.81	57.54	56.17	52.88	50.87	49.50	47.15	46.22	52.61	75.87	73.87	64.26	59.79	55.00	48.37	43.02	50 / 57
BGE	36.877	35.846	34.846	34.523	35.374	39.549	57.108	65.068	61.231	64.775	64.879	61.472	58.775	56.583	52.999	51.619	62.402	87.148	77.07	69.019	65.574	64.613	54.598	51.175	56 / 64
COMED	29.9	27.618	25.281	24.202	23.991	28.554	38.784	55.574	51.13	49.005	47.842	45.475	43.009	40.822	38.02	36.384	40.316	57.173	67.202	56.314	52.579	47.029	42.69	35.914	42 / 48
DOM	34.717	33.973	33.681	33.406	33.877	38.045	55.751	63.307	59.638	63.528	62.472	57.813	55.551	53.03	49.325	47.057	55.708	75.235	73.313	64.354	60.907	59.617	53.946	48.85	53 / 60
NEW JERSEY HUB	38.90	37.06	35.40	34.84	36.05	39.94	54.57	63.85	60.32	62.73	65.28	64.48	61.86	60.44	57.17	56.29	70.70	92.86	77.79	70.12	69.29	69.33	53.79	53.19	58 / 66
DA Forecast	74.1	72.1	71.2	71.3	72.9	77.8	86.3	91.6	92.2	92.1	92.0	91.2	90.4	89.8	89.2	89.3	91.9	98.2	98.7	97.1	95.4	92.7	88.6	83.3	87 / 93



### Preliminary Real-Time Prices with Forecasted and Actual System Load

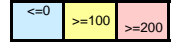
	HE1	HE2	HE3	HE4	HE5	HE6	HE7	HE8	HE9	HE10	HE11	HE12	HE13	HE14	HE15	HE16	HE17	HE18	HE19	HE20	HE21	HE22	HE23	HE24	avg all/peak
0.00	0.00	0.00	0.00	0.00	0.00	0.00	0.00	0.00	0.00	0.00	0.00	0.00	0.00	0.00	0.00	0.00	0.00	0.00	0.00	0.00	0.00	0.00	0.00	0.00	0 / 0
BGE	0	0	0	0	0	0	0	0	0	0	0	0	0	0	0	0	0	0	0	0	0	0	0	0	0 / 0
COMED	0	0	0	0	0	0	0	0	0	0	0	0	0	0	0	0	0	0	0	0	0	0	0	0	0 / 0
DOM	0	0	0	0	0	0	0	0	0	0	0	0	0	0	0	0	0	0	0	0	0	0	0	0	0 / 0
0.00	0.00	0.00	0.00	0.00	0.00	0.00	0.00	0.00	0.00	0.00	0.00	0.00	0.00	0.00	0.00	0.00	0.00	0.00	0.00	0.00	0.00	0.00	0.00	0.00	0 / 0
Percent Forecast	1.17	0.11	-0.35	-1.14	-1.13	-1.57	-1.70	-1.02	-0.64	-0.47	-0.41	-0.27	-0.42	-0.10	0.20	0.67	1.68	1.82	2.15	2.35	2.43	2.46	2.19	1.75	
RTLoad	74.984	72.189	70.912	70.487	72.058	76.625	84.831	90.65	91.62	91.682	91.597	90.942	89.974	89.748	89.41	89.919	93.42	100.01	100.87	99.443	97.734	95.052	90.623	84.737	



# PJM Daily Report

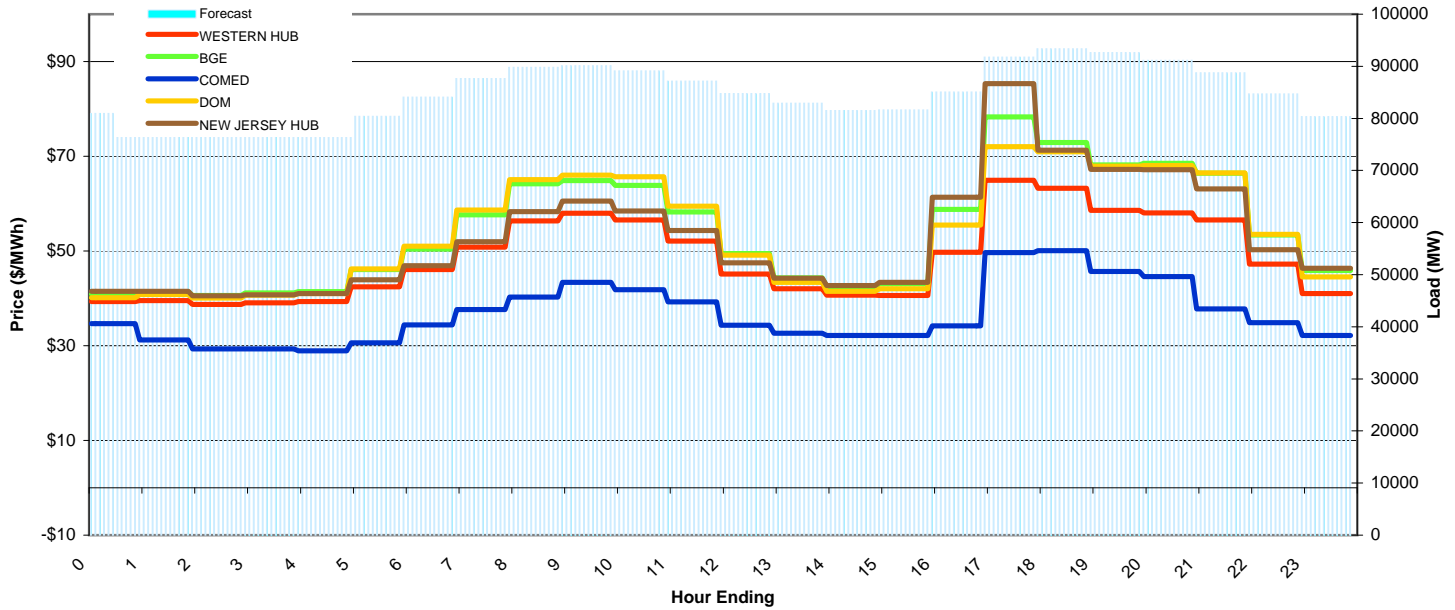
Report for: 12/13/2008

Price Color Codes:



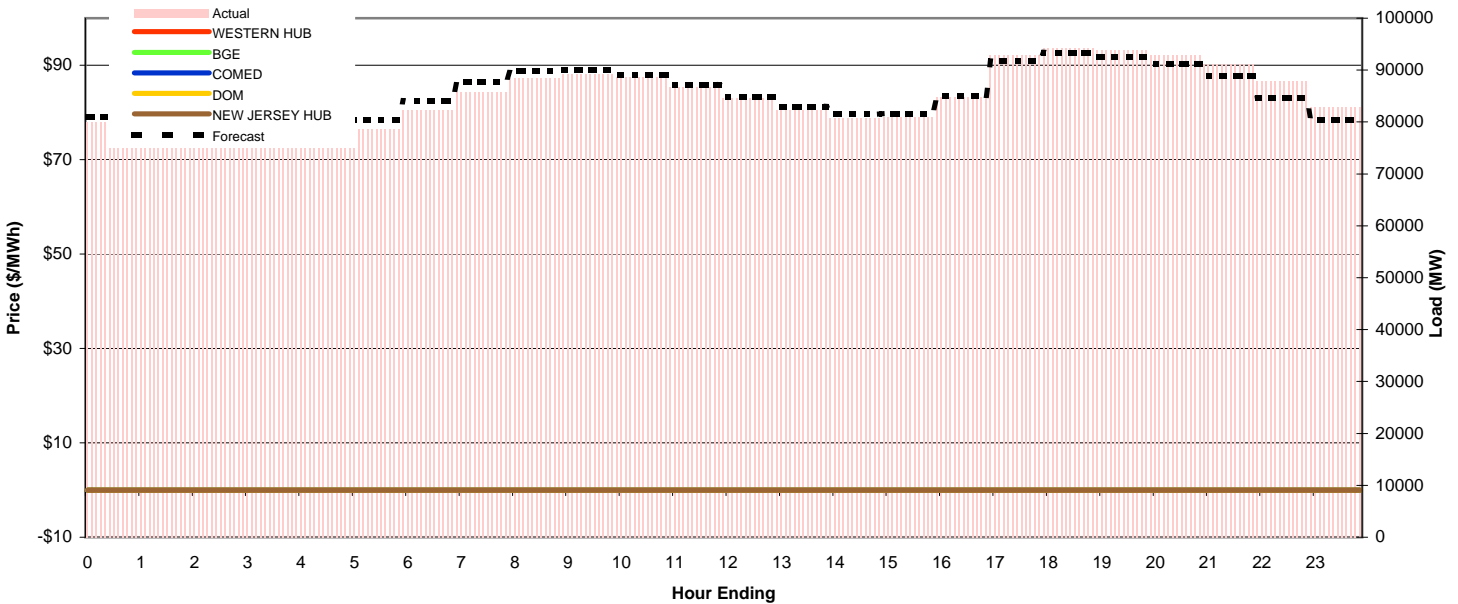
## Day-Ahead Prices and Forecast Load

	HE1	HE2	HE3	HE4	HE5	HE6	HE7	HE8	HE9	HE10	HE11	HE12	HE13	HE14	HE15	HE16	HE17	HE18	HE19	HE20	HE21	HE22	HE23	HE24	avg all/peak
WESTERN HUB	39.35	39.50	38.74	39.03	39.32	42.43	46.07	50.84	56.34	57.97	56.54	52.09	45.12	42.00	40.70	40.63	49.75	64.96	63.22	58.59	58.02	56.55	47.21	41.00	49 / 53
BGE	40.907	41.423	40.578	41.121	41.447	46.076	50.372	57.624	64.174	64.856	63.851	58.226	49.454	44.318	42.533	43.14	58.758	78.277	72.892	68.202	68.513	66.444	53.348	45.853	54 / 60
COMED	34.633	31.198	29.331	29.301	28.926	30.594	34.369	37.657	40.263	43.361	41.823	39.258	34.308	32.651	32.191	32.192	34.184	49.631	50.056	45.644	44.609	37.764	34.851	32.171	37 / 39
DOM	40.15	40.835	40.055	40.682	41.032	46.204	50.988	58.678	65.091	66.045	65.657	59.467	49.113	43.407	41.503	42.003	55.496	72.035	70.964	67.897	68.024	66.47	53.497	44.536	54 / 59
NEW JERSEY HUB	41.48	41.51	40.51	40.73	41.01	43.91	46.89	51.97	58.32	60.55	58.44	54.33	47.48	44.23	42.68	43.34	61.34	85.31	71.26	67.25	67.18	63.10	50.30	46.33	53 / 58
DA Forecast	80.9	78.7	77.6	77.3	78.1	80.4	84.1	87.7	89.8	90.1	89.1	87.2	84.8	82.9	81.5	81.6	85.1	91.8	93.4	92.6	91.1	88.8	84.7	80.3	85 / 88



## Preliminary Real-Time Prices with Forecasted and Actual System Load

	HE1	HE2	HE3	HE4	HE5	HE6	HE7	HE8	HE9	HE10	HE11	HE12	HE13	HE14	HE15	HE16	HE17	HE18	HE19	HE20	HE21	HE22	HE23	HE24	avg all/peak
0.00	0.00	0.00	0.00	0.00	0.00	0.00	0.00	0.00	0.00	0.00	0.00	0.00	0.00	0.00	0.00	0.00	0.00	0.00	0.00	0.00	0.00	0.00	0.00	0.00	0 / 0
BGE	0	0	0	0	0	0	0	0	0	0	0	0	0	0	0	0	0	0	0	0	0	0	0	0	0 / 0
COMED	0	0	0	0	0	0	0	0	0	0	0	0	0	0	0	0	0	0	0	0	0	0	0	0	0 / 0
DOM	0	0	0	0	0	0	0	0	0	0	0	0	0	0	0	0	0	0	0	0	0	0	0	0	0 / 0
0.00	0.00	0.00	0.00	0.00	0.00	0.00	0.00	0.00	0.00	0.00	0.00	0.00	0.00	0.00	0.00	0.00	0.00	0.00	0.00	0.00	0.00	0.00	0.00	0.00	0 / 0
Percent Forecast	-1.22	-1.79	-1.95	-1.94	-2.09	-2.11	-2.09	-2.18	-1.51	-0.90	-0.57	-0.48	-0.32	-0.81	-0.94	-0.92	-0.23	1.20	1.00	1.32	1.92	2.58	3.53	3.12	
RTLoad	79.962	77.284	76.07	75.816	76.497	78.737	82.345	85.8	88.452	89.295	88.599	86.775	84.512	82.264	80.774	80.871	84.853	92.873	94.308	93.837	92.917	91.126	87.817	82.923	



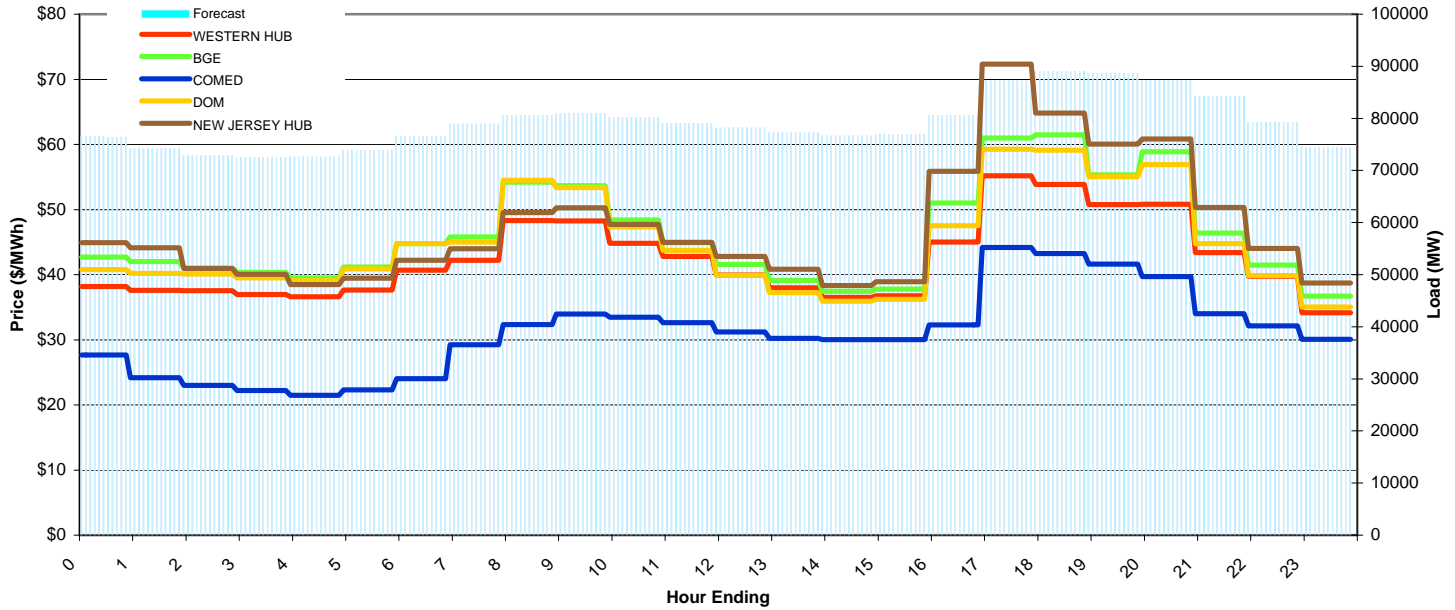
# PJM Daily Report

## Report for: 12/14/2008

Price Color Codes: ≤0 ≥100 ≥200

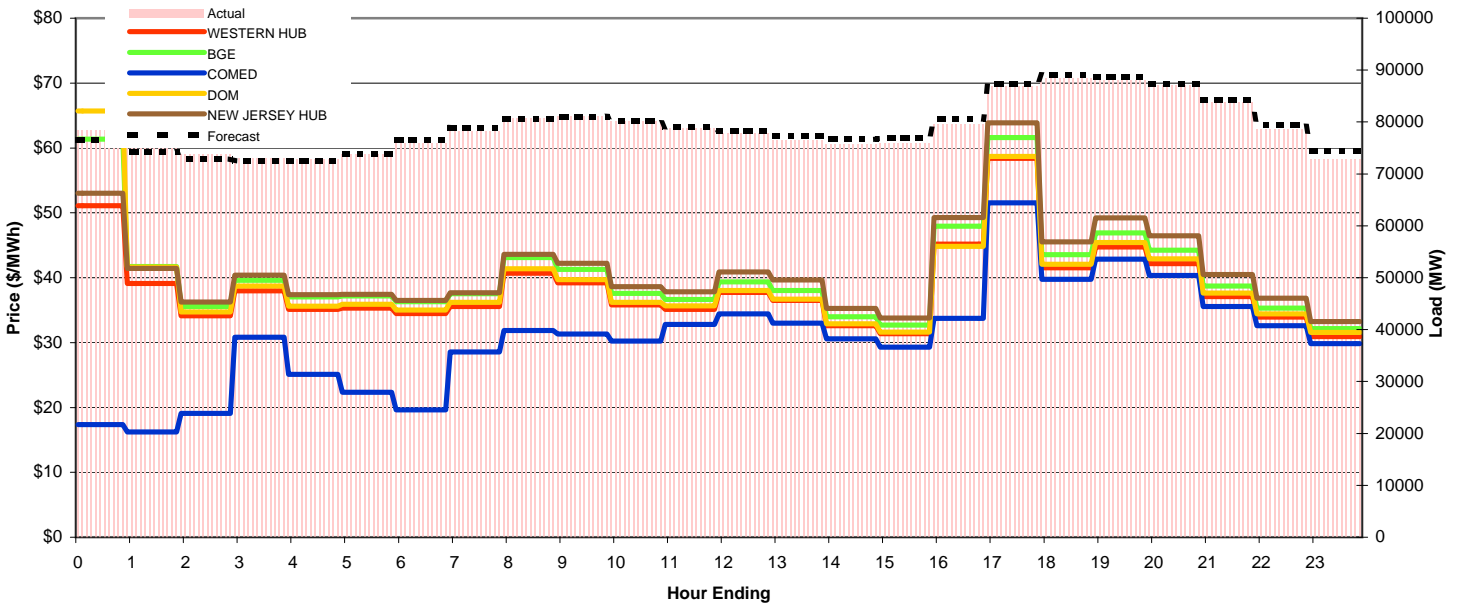
### Day-Ahead Prices and Forecast Load

	HE1	HE2	HE3	HE4	HE5	HE6	HE7	HE8	HE9	HE10	HE11	HE12	HE13	HE14	HE15	HE16	HE17	HE18	HE19	HE20	HE21	HE22	HE23	HE24	avg all/peak
WESTERN HUB	38.20	37.60	37.52	36.95	36.59	37.65	40.67	42.22	48.29	48.27	44.81	42.81	39.93	37.97	36.50	36.74	44.99	55.18	53.88	50.75	50.81	43.41	39.73	34.17	42 / 45
BGE	42.691	42.022	41.013	40.346	39.53	41.168	44.776	45.777	54.198	53.673	48.407	44.901	41.573	39.098	37.439	37.796	51.012	61	61.495	55.344	58.863	46.399	41.491	36.721	46 / 49
COMED	27.675	24.2	22.976	22.2	21.487	22.323	24.018	29.236	32.313	33.953	33.446	32.645	31.2	30.218	30.006	30.01	32.297	44.163	43.266	41.6	39.721	34.025	32.132	30.061	31 / 34
DOM	40.769	40.177	40.106	39.53	39.086	40.866	44.749	45.021	54.518	53.379	47.305	43.725	39.892	37.224	35.936	36.215	47.525	59.263	59.093	55.047	56.927	44.78	39.858	35.046	45 / 47
NEW JERSEY HUB	44.93	44.14	40.92	40.05	38.47	39.44	42.19	43.96	49.53	50.26	47.70	44.99	42.81	40.83	38.33	38.89	55.87	72.32	64.82	60.06	60.82	50.31	44.01	38.72	47 / 50
DA Forecast	76.6	74.2	72.9	72.5	72.6	73.9	76.5	78.9	80.6	81.0	80.2	79.1	78.2	77.3	76.6	76.9	80.5	87.2	89.1	88.7	87.3	84.2	79.3	74.5	79 / 82



### Preliminary Real-Time Prices with Forecasted and Actual System Load

	HE1	HE2	HE3	HE4	HE5	HE6	HE7	HE8	HE9	HE10	HE11	HE12	HE13	HE14	HE15	HE16	HE17	HE18	HE19	HE20	HE21	HE22	HE23	HE24	avg all/peak
WESTERN HUB	51.11	39.11	34.15	37.96	35.14	35.32	34.47	35.57	40.71	39.23	35.79	35.11	37.73	36.49	32.60	31.36	45.19	58.41	41.51	44.73	42.19	37.10	33.94	30.95	39 / 39
BGE	61.337	41.735	35.555	39.6	37.059	37.176	36.279	37.525	43.111	41.272	37.577	36.659	39.357	38.047	33.98	32.724	47.951	61.613	43.533	46.913	44.239	38.694	35.292	32.138	41 / 41
COMED	17.378	16.241	19.087	30.84	25.1	22.324	19.639	28.536	31.841	31.302	30.219	32.779	34.447	32.988	30.567	29.3	33.714	51.533	39.754	42.874	40.36	35.554	32.597	29.84	31 / 35
DOM	65.692	41.641	34.709	38.73	35.608	35.891	35.024	36.205	41.38	39.709	36.213	35.672	38.036	36.677	32.891	31.628	44.83	58.712	42.058	45.431	42.891	37.62	34.449	31.555	40 / 40
NEW JERSEY HUB	53.02	41.42	36.25	40.41	37.39	37.43	36.47	37.70	43.60	42.21	38.61	37.82	40.90	39.66	35.26	33.80	49.25	63.89	45.52	49.22	46.46	40.51	36.87	33.22	42 / 43
Percent Forecast	2.35	1.84	1.31	0.67	0.31	-0.14	-0.85	-0.79	0.07	0.19	0.02	-0.30	-0.53	-0.98	-1.33	-1.41	-1.23	-0.38	-0.83	-0.61	-0.32	-0.42	-1.01	-2.25	
RTLoad	78.435	75.614	73.841	72.985	72.81	73.763	75.866	78.309	80.636	81.188	80.178	78.853	77.803	76.534	75.641	75.814	79.546	86.895	88.329	88.111	87.059	83.838	78.534	72.842	



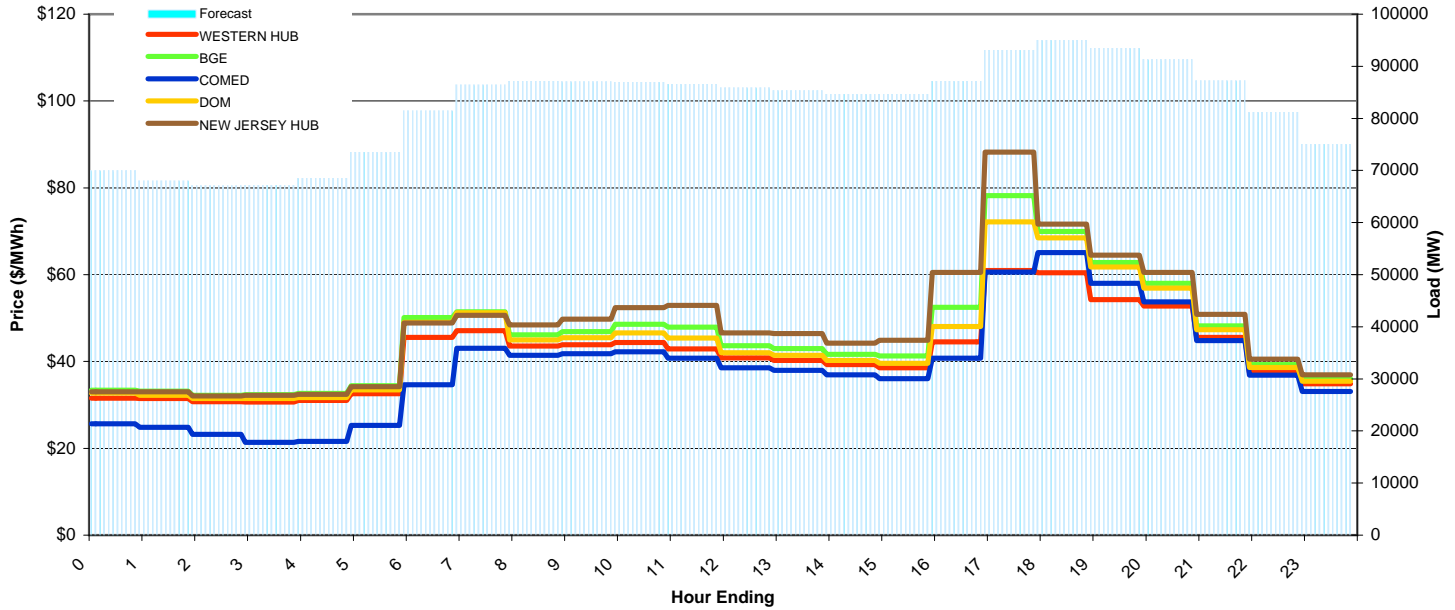
# PJM Daily Report

## Report for: 12/15/2008

Price Color Codes: ≤0 >=100 >=200

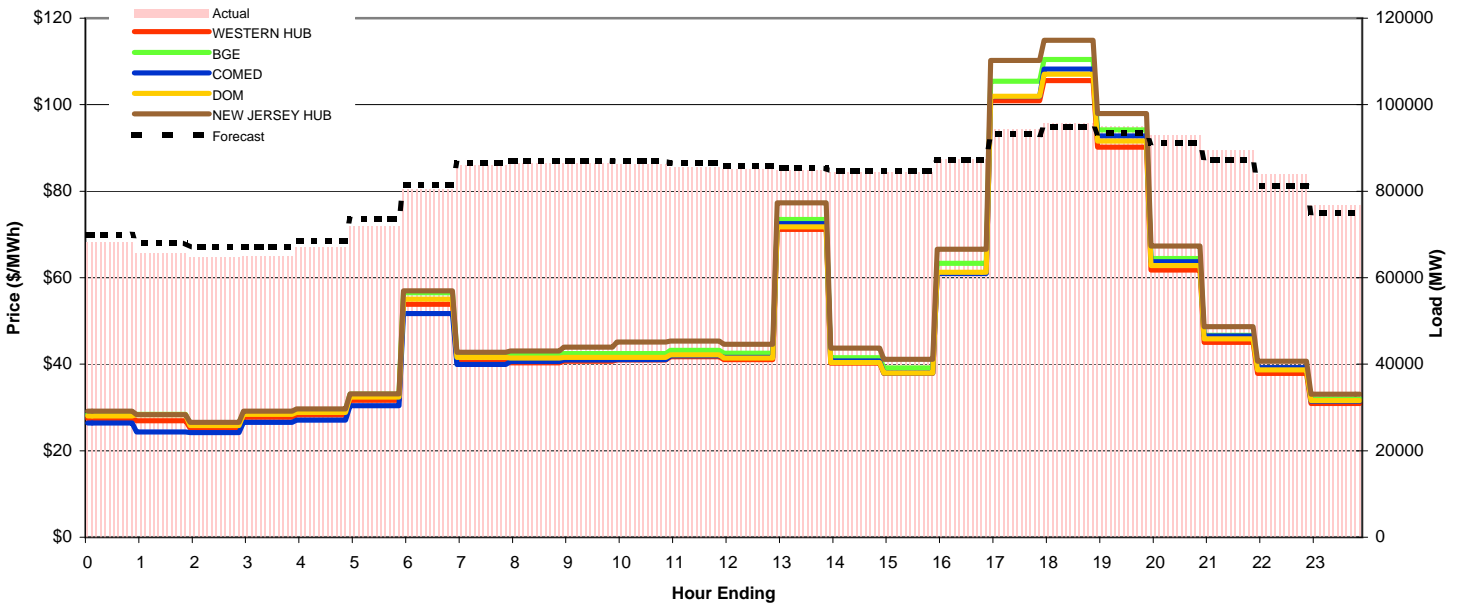
### Day-Ahead Prices and Forecast Load

	HE1	HE2	HE3	HE4	HE5	HE6	HE7	HE8	HE9	HE10	HE11	HE12	HE13	HE14	HE15	HE16	HE17	HE18	HE19	HE20	HE21	HE22	HE23	HE24	avg all/peak
WESTERN HUB	31.52	31.46	30.72	30.68	31.01	32.60	45.54	47.12	43.55	43.88	44.34	42.87	40.87	40.24	39.32	38.57	44.50	60.95	60.46	54.26	52.76	45.58	37.42	34.84	42 / 46
BGE	33.394	33.151	32.243	32.349	32.668	34.455	50.146	51.465	46.126	46.887	48.58	47.934	43.645	42.942	41.649	41.293	52.504	78.234	69.914	62.821	58.037	48.233	39.275	36.067	46 / 51
COMED	25.617	24.874	23.199	21.398	21.584	25.303	34.645	43.049	41.439	41.83	42.199	40.773	38.557	37.937	36.893	36.062	40.727	60.598	65.103	58.04	53.752	44.839	36.849	33.082	39 / 45
DOM	32.7	32.222	31.497	31.491	31.698	33.49	49.028	51.256	44.945	45.452	46.617	45.377	42.028	41.443	40.222	39.559	48.064	72.175	68.493	61.74	56.926	47.335	38.631	35.438	44 / 49
NEW JERSEY HUB	32.99	32.99	32.06	32.17	32.46	34.18	48.85	50.63	48.45	49.77	52.42	52.89	46.62	46.44	44.20	44.93	60.51	88.22	71.66	64.51	60.49	50.87	40.53	36.95	48 / 55
DA Forecast	69.9	68.0	67.1	67.1	68.6	73.4	81.5	86.4	87.1	87.0	86.9	86.5	85.9	85.3	84.6	84.6	87.2	93.1	94.9	93.5	91.3	87.2	81.2	75.1	82 / 88



### Preliminary Real-Time Prices with Forecasted and Actual System Load

	HE1	HE2	HE3	HE4	HE5	HE6	HE7	HE8	HE9	HE10	HE11	HE12	HE13	HE14	HE15	HE16	HE17	HE18	HE19	HE20	HE21	HE22	HE23	HE24	avg all/peak
WESTERN HUB	27.46	26.92	25.26	27.76	28.29	31.67	53.83	40.43	40.33	40.70	41.00	41.72	41.08	71.17	40.26	37.88	61.10	100.89	105.55	90.17	61.81	45.09	37.88	30.96	48 / 56
BGE	28.488	28.397	26.256	28.839	29.417	33.058	56.559	42.434	42.206	42.438	42.435	43.236	42.538	73.474	41.475	39.113	63.314	105.45	110.49	94.178	64.416	46.719	39.177	31.98	50 / 58
COMED	26.407	24.356	24.188	26.544	27.103	30.414	51.722	39.937	40.594	40.968	41.08	41.932	41.576	72.499	40.801	37.942	60.968	101.9	108.23	92.781	63.683	46.528	39.228	31.475	48 / 57
DOM	28.07	28.321	25.838	28.379	28.877	32.368	55.03	41.55	41.404	41.545	41.561	42.162	41.459	71.774	40.422	37.97	61.254	101.98	107.07	91.589	62.779	45.885	38.721	31.573	49 / 57
NEW JERSEY HUB	29.13	28.30	26.54	29.14	29.66	33.14	56.98	42.79	43.08	43.97	45.09	45.32	44.64	77.29	43.71	41.14	66.62	110.26	114.90	97.98	67.34	48.65	40.66	33.05	52 / 61
Percent Forecast	-2.50	-3.70	-3.58	-3.24	-2.32	-2.07	-1.29	-0.55	-0.84	-0.76	-0.92	-1.08	-0.90	-0.40	-0.36	-0.38	0.29	1.19	0.93	1.47	1.88	2.47	3.11	2.17	
RTLoad	68.229	65.591	64.742	65.033	67.013	71.952	80.422	85.957	86.38	86.383	86.107	85.595	85.1	84.957	84.321	84.323	87.417	94.236	95.828	94.888	93.002	89.419	83.79	76.722	



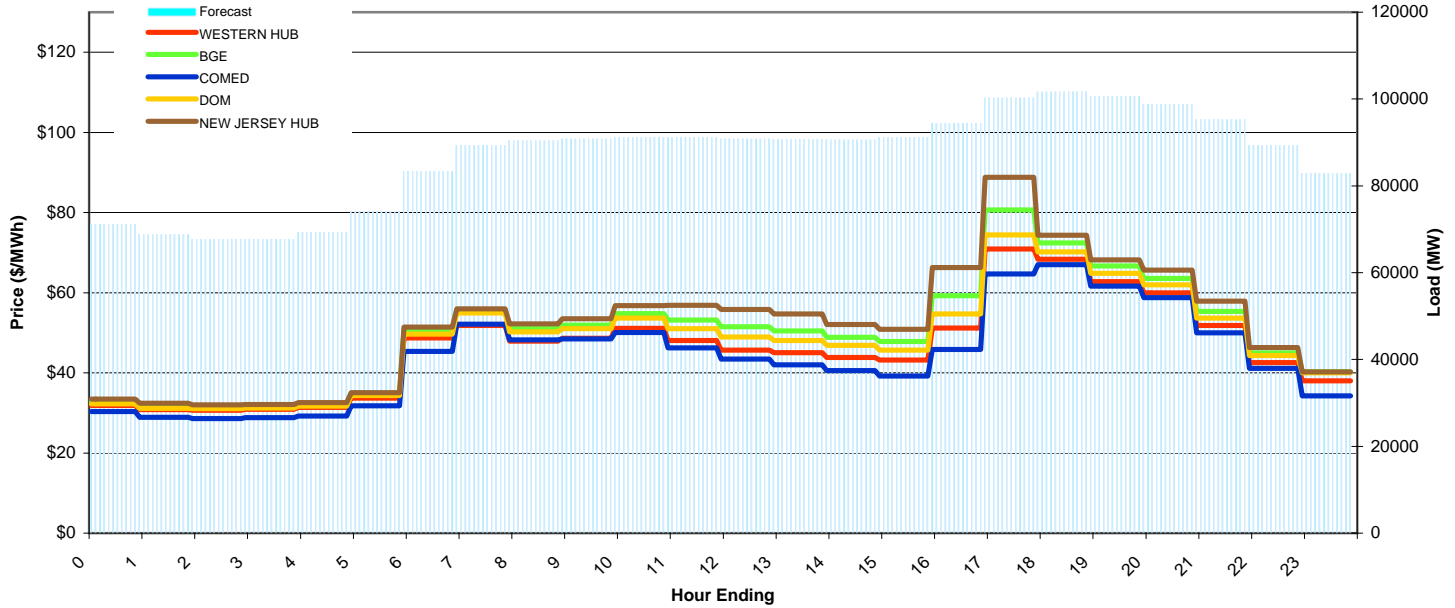
# PJM Daily Report

## Report for: 12/16/2008

Price Color Codes: ≤0 >=100 >=200

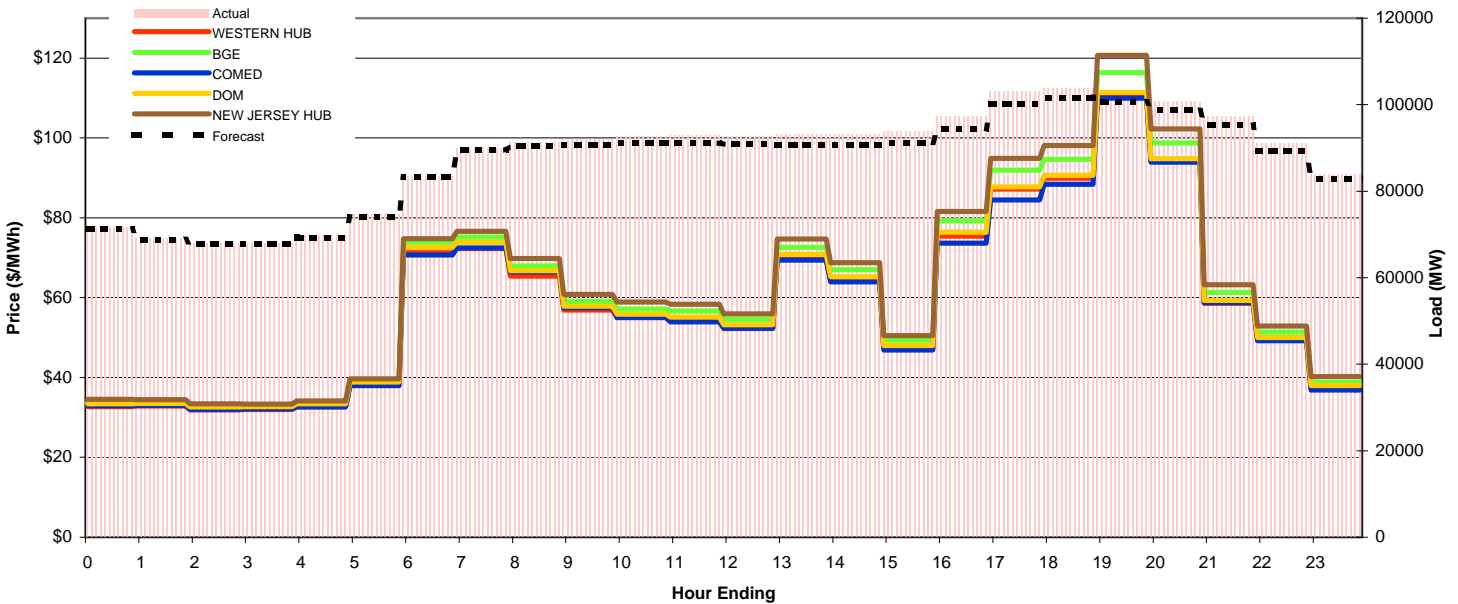
### Day-Ahead Prices and Forecast Load

	HE1	HE2	HE3	HE4	HE5	HE6	HE7	HE8	HE9	HE10	HE11	HE12	HE13	HE14	HE15	HE16	HE17	HE18	HE19	HE20	HE21	HE22	HE23	HE24	avg all/peak
WESTERN HUB	31.84	30.86	30.69	30.88	31.39	33.67	48.73	51.83	47.95	48.65	51.14	48.08	45.64	45.00	43.82	43.17	51.18	70.94	68.31	62.79	60.00	51.85	42.57	38.04	46 / 52
BGE	32.98	31.951	31.716	31.919	32.45	34.918	50.63	55.281	51.012	51.897	54.811	53.203	51.467	50.504	48.83	47.856	59.254	80.653	72.451	66.716	63.533	55.352	44.974	40.264	50 / 57
COMED	30.36	28.903	28.6	28.795	29.255	31.756	45.353	52.119	48.191	48.505	50.033	46.204	43.426	41.986	40.533	39.218	45.875	64.671	67.011	61.684	58.748	49.965	41.146	34.28	44 / 50
DOM	32.276	31.158	31.042	31.242	31.737	34.344	49.635	54.914	50.234	50.986	53.63	50.992	48.913	48.105	46.875	45.656	54.66	74.461	70.21	64.862	61.987	53.646	44.351	39.985	48 / 55
NEW JERSEY HUB	33.46	32.45	32.01	32.13	32.58	35.09	51.39	55.97	52.24	53.53	56.74	56.82	55.81	54.72	52.07	50.90	66.26	88.81	74.34	68.21	65.67	57.88	46.30	40.21	52 / 60
DA Forecast	71.1	68.8	67.7	67.7	69.3	74.1	83.3	89.4	90.4	90.8	91.2	91.1	90.8	90.8	90.6	91.1	94.4	100.2	101.6	100.6	98.8	95.2	89.3	82.9	87 / 94



### Preliminary Real-Time Prices with Forecasted and Actual System Load

	HE1	HE2	HE3	HE4	HE5	HE6	HE7	HE8	HE9	HE10	HE11	HE12	HE13	HE14	HE15	HE16	HE17	HE18	HE19	HE20	HE21	HE22	HE23	HE24	avg all/peak
WESTERN HUB	32.68	32.83	31.89	31.96	32.69	38.02	71.23	72.31	65.37	56.88	54.95	54.30	52.27	69.59	64.12	47.20	75.41	87.18	89.96	110.81	94.16	58.58	49.28	37.43	59 / 69
BGE	33.768	33.893	32.97	33.082	33.874	39.456	73.889	75.155	67.968	59.084	57.144	56.647	54.543	72.606	66.989	49.391	79.289	91.893	94.671	116.38	98.716	61.274	51.37	38.815	61 / 72
COMED	32.921	32.986	31.996	32.11	32.648	37.959	70.72	72.422	66.443	57.498	55.086	53.956	52.301	69.409	63.953	46.903	73.616	84.472	88.39	109.95	93.913	58.73	49.233	36.833	59 / 69
DOM	33.413	33.538	32.599	32.728	33.39	38.838	72.635	73.879	66.756	57.874	55.863	55.16	53.245	70.821	65.277	48.041	76.353	87.725	90.659	111.44	94.806	59.309	50.038	37.956	60 / 70
NEW JERSEY HUB	34.52	34.47	33.38	33.32	34.12	39.67	74.80	76.66	69.84	60.87	58.92	58.31	55.97	74.73	68.73	50.46	81.60	94.88	98.07	120.72	102.28	63.24	52.90	40.21	63 / 74
Percent Forecast	0.77	0.48	0.35	0.47	0.75	0.83	0.29	0.61	1.00	1.23	1.68	1.91	2.06	2.47	2.75	2.90	2.97	2.72	2.00	2.14	2.01	2.31	1.87	1.16	
RTLoad	71.698	69.115	67.93	68.023	69.79	74.703	83.544	89.992	91.315	91.937	92.782	92.894	92.725	93.052	93.174	93.849	97.324	103.05	103.7	102.81	100.86	97.444	91.048	83.885	





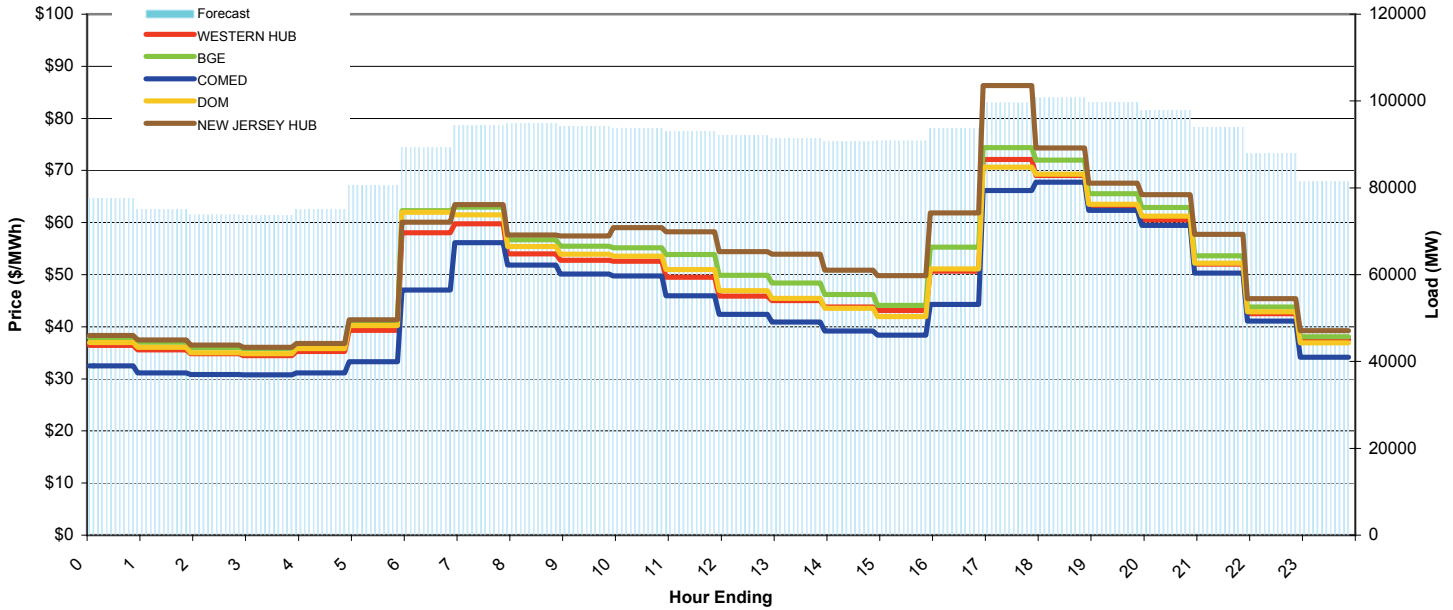
# PJM Daily Report

## Report for: 12/17/2008

Price Color Codes: ≤0 >=100 >=200

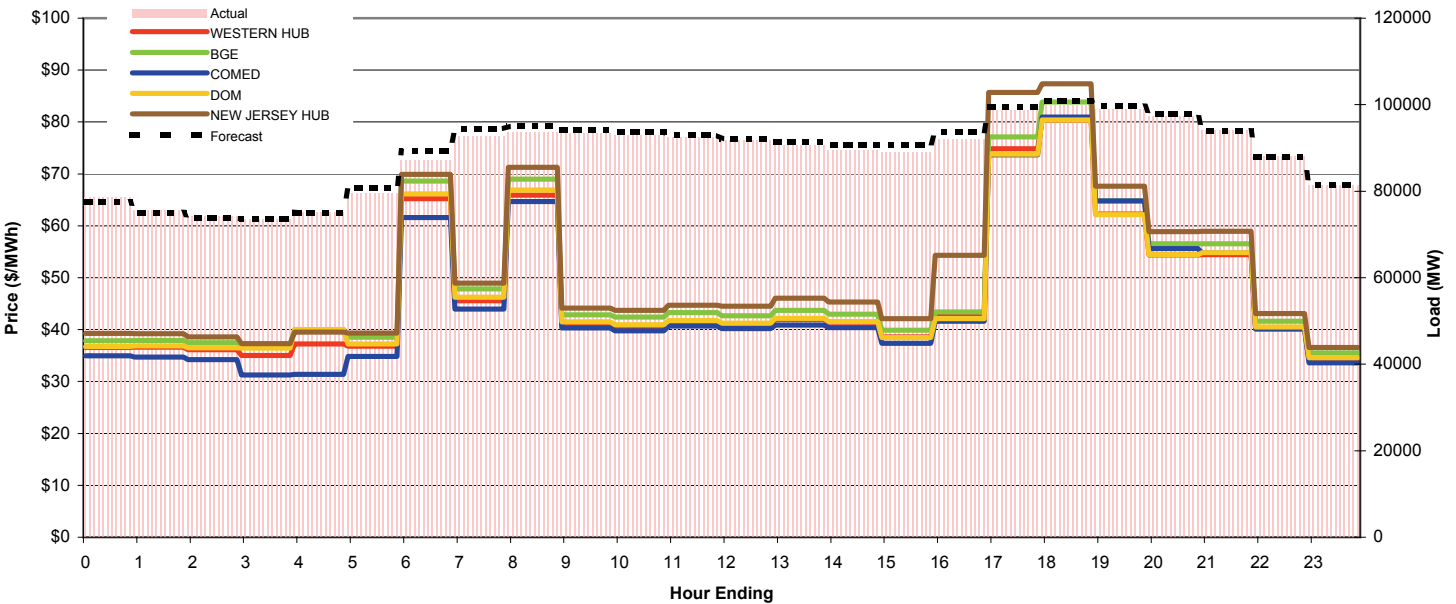
### Day-Ahead Prices and Forecast Load

	HE1	HE2	HE3	HE4	HE5	HE6	HE7	HE8	HE9	HE10	HE11	HE12	HE13	HE14	HE15	HE16	HE17	HE18	HE19	HE20	HE21	HE22	HE23	HE24	avg all/peak
WESTERN HUB	36.44	35.55	34.81	34.43	35.24	39.31	58.02	59.76	54.02	52.79	52.59	49.50	45.89	45.00	43.82	43.10	50.69	72.12	69.06	63.28	60.50	52.00	42.50	37.58	49 / 54
BGE	37.874	37.051	36.014	35.824	36.744	40.955	62.285	62.934	56.705	55.464	55.151	53.854	49.855	48.383	46.177	44.105	55.278	74.375	71.975	65.542	62.917	53.639	43.804	38.058	51 / 56
COMED	32.487	31.16	30.831	30.761	31.128	33.322	47.037	56.173	51.848	50.1	49.768	45.957	42.356	40.892	39.211	38.399	44.273	66.157	67.772	62.335	59.453	50.29	41.068	34.165	45 / 50
DOM	37	36.072	34.985	34.814	35.804	40.208	62.005	61.495	55.423	53.959	53.56	51.001	46.916	45.469	43.542	41.947	51.102	70.668	69.3	63.54	61.255	52.227	42.894	36.928	49 / 54
NEW JERSEY HUB	38.34	37.45	36.49	36.04	36.77	41.31	60.10	63.44	57.61	57.42	59.03	58.25	54.39	53.90	50.85	49.83	61.85	86.30	74.33	67.58	65.38	57.71	45.37	39.23	54 / 60
DA Forecast	77.5	75.0	73.8	73.6	75.0	80.6	89.3	94.4	95.0	94.2	93.7	93.0	92.1	91.4	90.7	90.8	93.7	99.6	100.8	99.7	97.9	93.9	88.0	81.5	89 / 94



### Preliminary Real-Time Prices with Forecasted and Actual System Load

	HE1	HE2	HE3	HE4	HE5	HE6	HE7	HE8	HE9	HE10	HE11	HE12	HE13	HE14	HE15	HE16	HE17	HE18	HE19	HE20	HE21	HE22	HE23	HE24	avg all/peak
WESTERN HUB	36.56	36.62	36.15	35.02	37.25	36.82	65.23	45.54	65.89	40.91	40.40	41.19	40.77	41.95	41.41	38.62	43.10	74.84	60.40	62.27	54.37	54.45	40.06	34.28	47 / 50
BGE	37.855	37.92	37.456	36.948	40.027	38.553	68.606	47.858	68.995	42.848	42.422	43.283	42.694	43.74	42.95	39.89	43.395	77.127	83.832	64.811	56.535	56.548	41.619	35.487	49 / 52
COMED	34.961	34.7	34.237	31.272	31.364	34.811	61.608	43.976	64.643	40.32	39.767	40.709	40.2	40.855	40.355	37.37	41.644	73.685	80.927	64.803	55.581	54.721	40.17	33.623	46 / 50
DOM	36.765	36.871	36.489	36.459	39.994	37.269	66.166	46.266	66.867	41.494	40.95	41.767	41.232	42.171	41.53	38.447	42.088	73.805	80.4	62.156	54.469	54.8	40.476	34.596	47 / 51
NEW JERSEY HUB	39.29	39.21	38.59	37.27	39.50	39.36	69.89	48.98	71.28	44.16	43.70	44.69	44.52	46.04	45.31	42.10	54.30	85.72	87.34	67.61	58.88	58.92	43.10	36.55	51 / 55
Percent Forecast	1.25	0.72	0.43	-0.05	0.06	-1.46	-2.34	-1.74	-1.54	-0.95	-0.78	-0.46	-0.53	-0.87	-1.44	-2.06	-1.93	-0.99	-0.98	-0.90	-0.44	0.27	0.26	-0.06	
RTLoad	78.521	75.579	74.102	73.572	75.068	79.459	87.213	92.786	93.531	93.311	92.983	92.536	91.632	90.598	89.364	88.979	91.953	98.607	99.776	98.839	97.42	94.179	88.221	81.473	



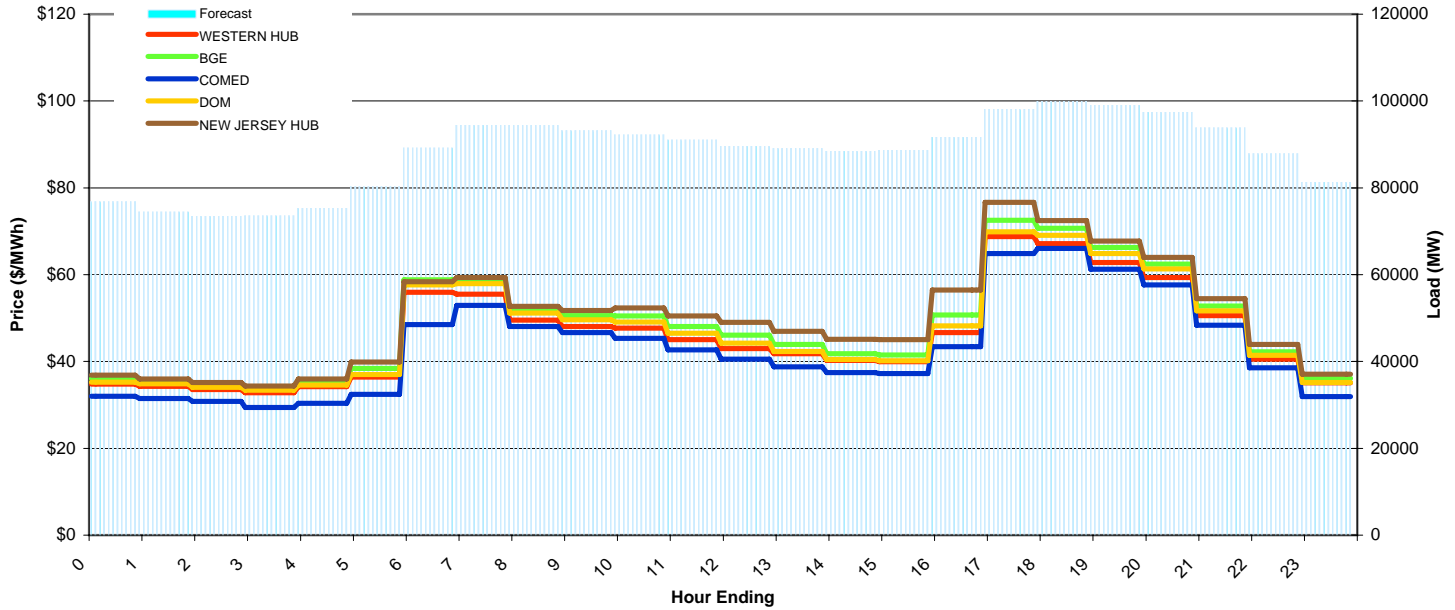
# PJM Daily Report

## Report for: 12/18/2008

Price Color Codes: ≤0 ≥100 ≥200

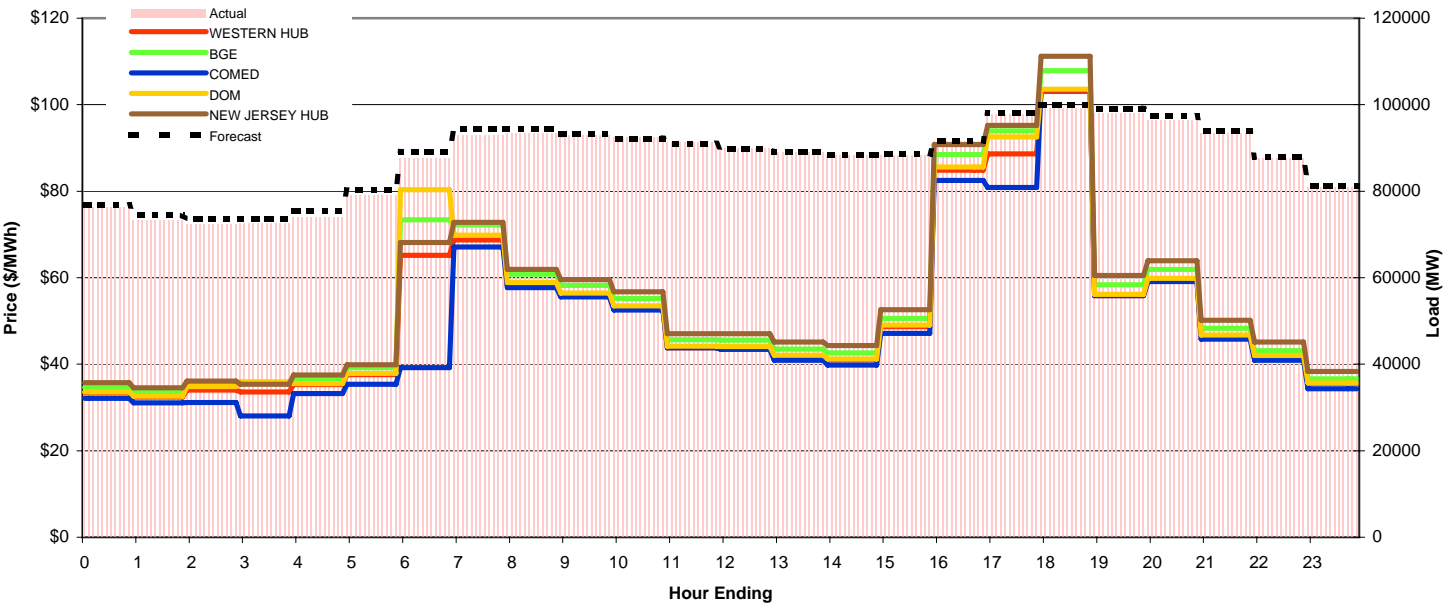
### Day-Ahead Prices and Forecast Load

	HE1	HE2	HE3	HE4	HE5	HE6	HE7	HE8	HE9	HE10	HE11	HE12	HE13	HE14	HE15	HE16	HE17	HE18	HE19	HE20	HE21	HE22	HE23	HE24	avg all/peak
WESTERN HUB	34.77	34.27	33.52	32.78	34.21	36.44	55.92	55.54	49.55	48.06	47.67	45.00	43.00	41.76	40.22	39.98	46.62	68.78	67.12	62.81	59.35	50.60	40.55	35.06	46 / 50
BGE	36.008	35.587	34.797	34.193	35.568	38.423	58.809	58.865	51.891	50.537	50.476	48.045	46.035	43.93	41.816	41.529	50.705	72.503	70.707	66.249	62.459	52.779	42.228	36.081	48 / 53
COMED	32.001	31.485	30.803	29.386	30.398	32.454	48.537	52.947	48.048	46.667	45.35	42.688	40.542	38.777	37.473	37.209	43.402	64.888	66.026	61.257	57.608	48.33	38.542	31.924	43 / 48
DOM	35.206	34.879	34.018	33.415	34.568	36.997	57.625	57.964	51.155	49.594	49.097	46.476	44.238	42.327	40.467	40.14	48.241	69.909	69.082	64.839	61.296	51.666	41.428	35.193	47 / 52
NEW JERSEY HUB	36.82	35.98	35.18	34.35	35.96	39.89	58.37	59.37	52.69	51.78	52.31	50.48	48.98	46.93	45.14	45.07	56.48	76.69	72.46	67.74	63.96	54.46	43.92	37.11	50 / 56
DA Forecast	76.8	74.5	73.5	73.6	75.3	80.3	89.2	94.4	94.4	93.2	92.2	91.0	89.7	89.1	88.5	88.6	91.6	98.1	99.8	99.1	97.4	93.8	87.9	81.3	88 / 93



### Preliminary Real-Time Prices with Forecasted and Actual System Load

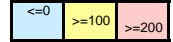
	HE1	HE2	HE3	HE4	HE5	HE6	HE7	HE8	HE9	HE10	HE11	HE12	HE13	HE14	HE15	HE16	HE17	HE18	HE19	HE20	HE21	HE22	HE23	HE24	avg all/peak
WESTERN HUB	33.39	32.44	34.01	33.58	35.27	37.60	65.15	68.72	58.04	55.79	52.86	43.82	43.73	41.78	41.00	48.67	84.88	88.65	103.08	55.87	59.37	46.52	41.86	35.58	52 / 58
BGE	34.64	33.674	35.585	35.867	36.599	39.184	73.4	72.221	60.807	58.239	55.167	45.648	45.56	43.465	42.611	50.586	88.488	93.98	107.86	58.407	61.92	48.281	43.167	36.606	54 / 61
COMED	32.105	31.042	31.116	28.053	33.188	35.4	39.243	67.075	57.707	55.565	52.557	43.81	43.396	40.88	39.834	47.109	82.458	80.859	103.53	55.824	59.099	45.83	40.887	34.334	49 / 57
DOM	33.613	32.637	34.814	35.792	35.487	37.903	80.338	69.818	58.922	56.482	53.474	44.168	44.111	42.067	41.19	49.017	85.585	92.559	103.61	56.147	58.825	46.762	41.991	35.685	53 / 59
NEW JERSEY HUB	35.71	34.51	36.09	35.36	37.54	39.86	68.16	72.82	61.93	59.55	56.73	47.07	47.06	45.14	44.33	52.61	90.79	95.21	111.19	60.51	63.93	50.13	45.10	38.33	55 / 63
Percent Forecast	-0.74	-1.40	-1.59	-1.50	-1.72	-1.63	-1.79	-1.49	-1.07	-0.30	0.30	0.26	0.15	-0.18	-0.20	-0.38	-0.22	-0.35	-0.76	-1.06	-0.97	-0.52	-0.31	-0.53	
RTLLoad	76.223	73.42	72.361	72.509	74.074	79	87.6	93.029	93.37	92.898	92.452	91.252	89.798	88.91	88.278	88.296	91.418	97.73	99.089	98.029	96.498	93.344	87.626	80.878	



# PJM Daily Report

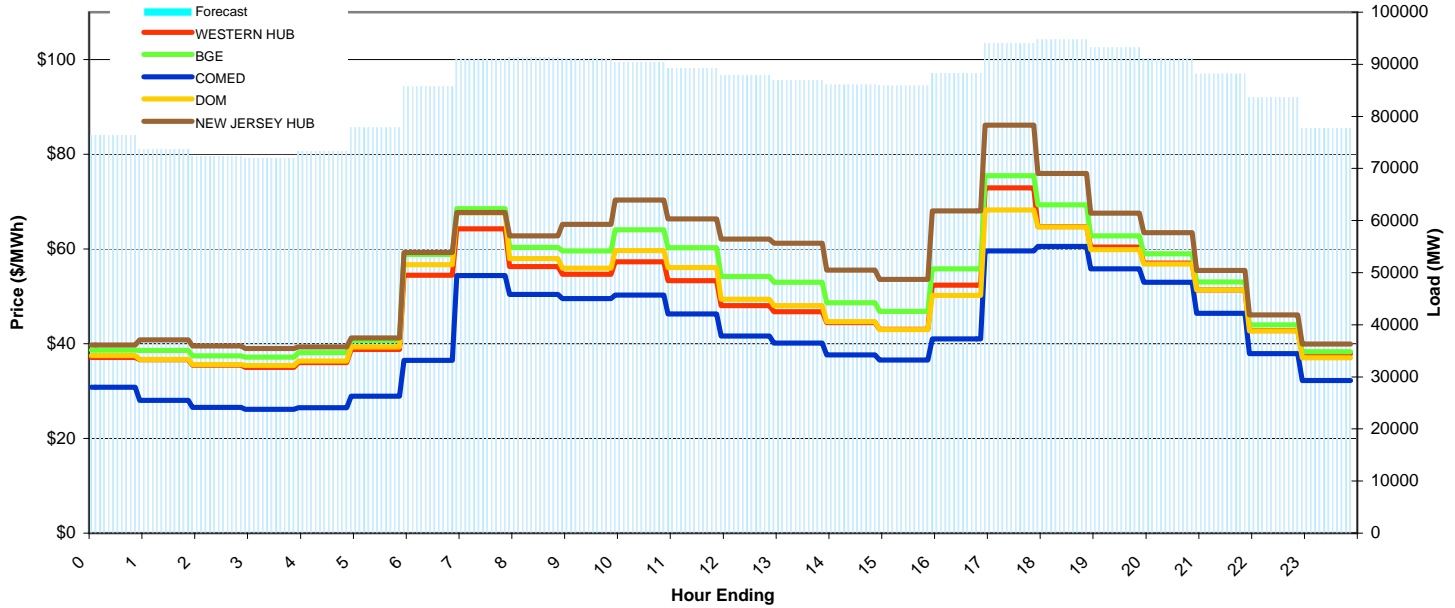
Report for: 12/19/2008

Price Color Codes:



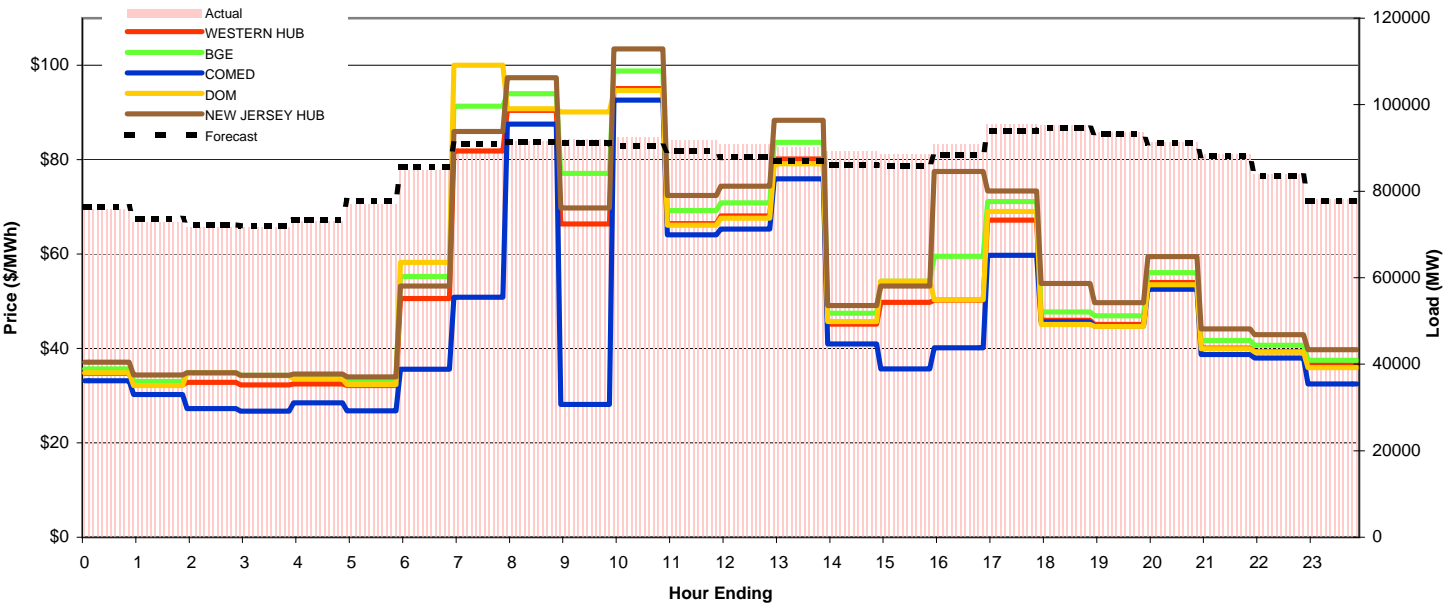
## Day-Ahead Prices and Forecast Load

	HE1	HE2	HE3	HE4	HE5	HE6	HE7	HE8	HE9	HE10	HE11	HE12	HE13	HE14	HE15	HE16	HE17	HE18	HE19	HE20	HE21	HE22	HE23	HE24	avg all/peak
WESTERN HUB	37.13	36.62	35.47	34.99	35.98	38.81	54.43	64.26	56.30	54.64	57.33	53.30	48.05	46.76	44.46	43.07	52.37	72.93	64.75	60.37	57.02	51.37	42.78	37.91	49 / 54
BGE	38.667	38.608	37.446	37.159	38.086	40.662	58.853	68.516	60.343	59.572	64.03	60.282	54.161	52.97	48.634	46.807	55.784	75.477	69.327	62.753	59	53.057	43.988	38.329	53 / 58
COMED	30.827	28.039	26.582	26.129	26.473	28.901	36.465	54.419	50.433	49.556	50.243	46.306	41.641	40.137	37.667	36.528	40.995	59.58	60.514	55.82	52.999	46.404	37.898	32.253	42 / 48
DOM	37.474	36.722	35.589	35.428	36.363	39.329	56.675	67.654	57.981	55.914	59.656	56.082	49.394	48.054	44.69	42.958	50.236	68.215	64.671	59.839	56.837	51.372	42.735	37.018	50 / 55
NEW JERSEY HUB	39.70	40.84	39.53	39.00	39.31	41.23	59.24	67.68	62.80	65.21	70.34	66.37	62.12	61.23	55.56	53.61	68.05	86.17	75.96	67.58	63.44	55.45	46.07	39.95	57 / 64
DA Forecast	76.3	73.6	72.3	72.0	73.3	77.9	85.7	91.0	91.4	91.1	90.4	89.2	87.8	86.9	86.1	85.9	88.3	94.0	94.7	93.2	91.2	88.2	83.6	77.8	85 / 90



## Preliminary Real-Time Prices with Forecasted and Actual System Load

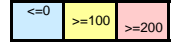
	HE1	HE2	HE3	HE4	HE5	HE6	HE7	HE8	HE9	HE10	HE11	HE12	HE13	HE14	HE15	HE16	HE17	HE18	HE19	HE20	HE21	HE22	HE23	HE24	avg all/peak
WESTERN HUB	34.72	32.26	32.83	32.31	32.49	32.14	50.59	81.87	90.47	66.36	95.11	66.45	68.10	80.14	45.17	49.79	50.28	67.22	45.96	45.12	53.95	40.10	39.34	36.63	53 / 62
BGE	35.665	33.037	34.858	34.346	34.109	33.439	55.288	91.318	93.981	77.114	98.798	69.237	70.888	83.719	47.455	54.248	59.52	71.108	47.767	46.908	56.058	41.702	40.706	37.533	56 / 66
COMED	33.171	30.247	27.277	26.741	28.463	26.765	35.607	50.834	87.544	28.133	92.632	64.099	65.291	75.957	40.991	35.648	40.146	59.721	45.636	44.762	52.543	38.715	37.994	32.474	46 / 54
DOM	34.833	32.161	34.789	34.251	33.543	32.341	58.226	100	90.803	90.1	94.658	66.147	67.629	79.168	45.72	54.228	50.321	69.036	45.066	44.706	53.522	39.965	39.273	35.923	55 / 64
NEW JERSEY HUB	37.11	34.38	34.85	34.30	34.57	33.98	53.22	85.98	97.36	69.77	103.47	72.46	74.41	88.36	49.13	53.21	77.51	73.41	53.80	49.71	59.46	44.15	42.92	39.71	58 / 68
Percent Forecast	-0.73	-1.03	-0.82	-0.48	-0.53	-1.08	-0.90	-1.08	0.05	1.07	2.12	2.81	3.42	3.68	3.55	3.09	2.74	1.63	0.61	0.37	0.14	0.33	0.25	0.46	
RTLoad	75.772	72.886	71.701	71.672	72.963	77.019	84.936	90.044	91.467	92.064	92.403	91.814	90.949	90.263	89.222	88.637	90.793	95.546	95.288	93.53	91.292	88.456	83.786	78.138	



# PJM Daily Report

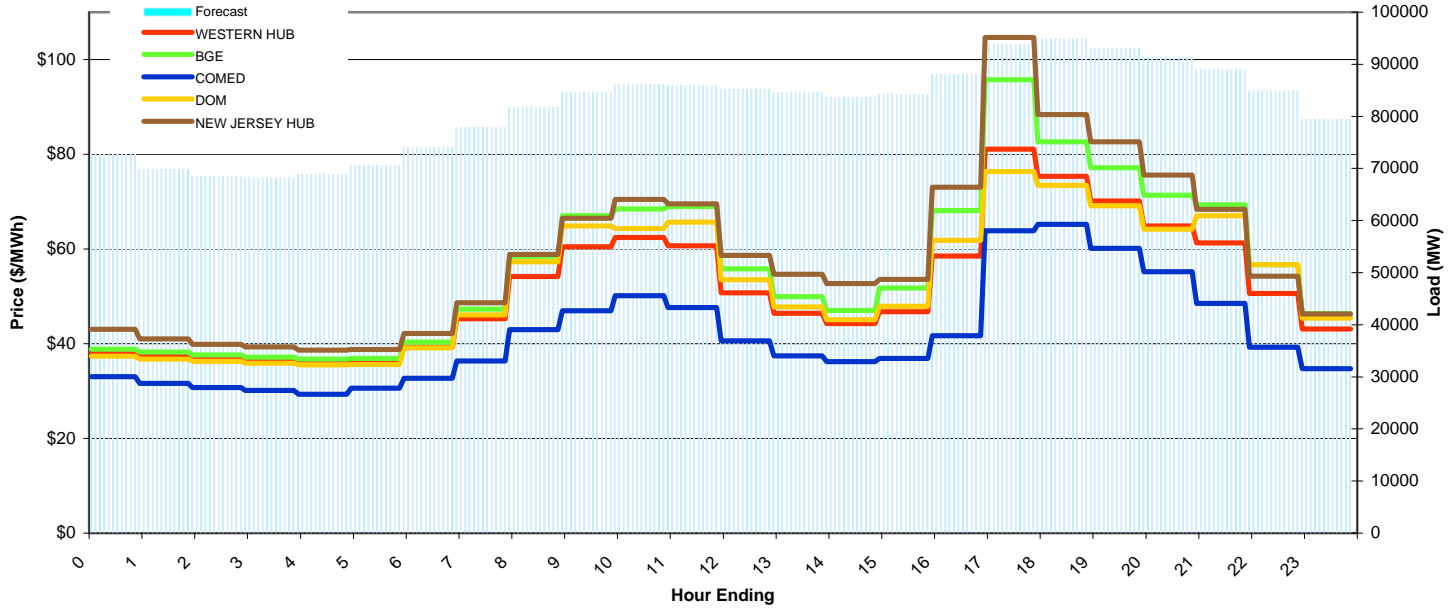
Report for: 12/20/2008

Price Color Codes:



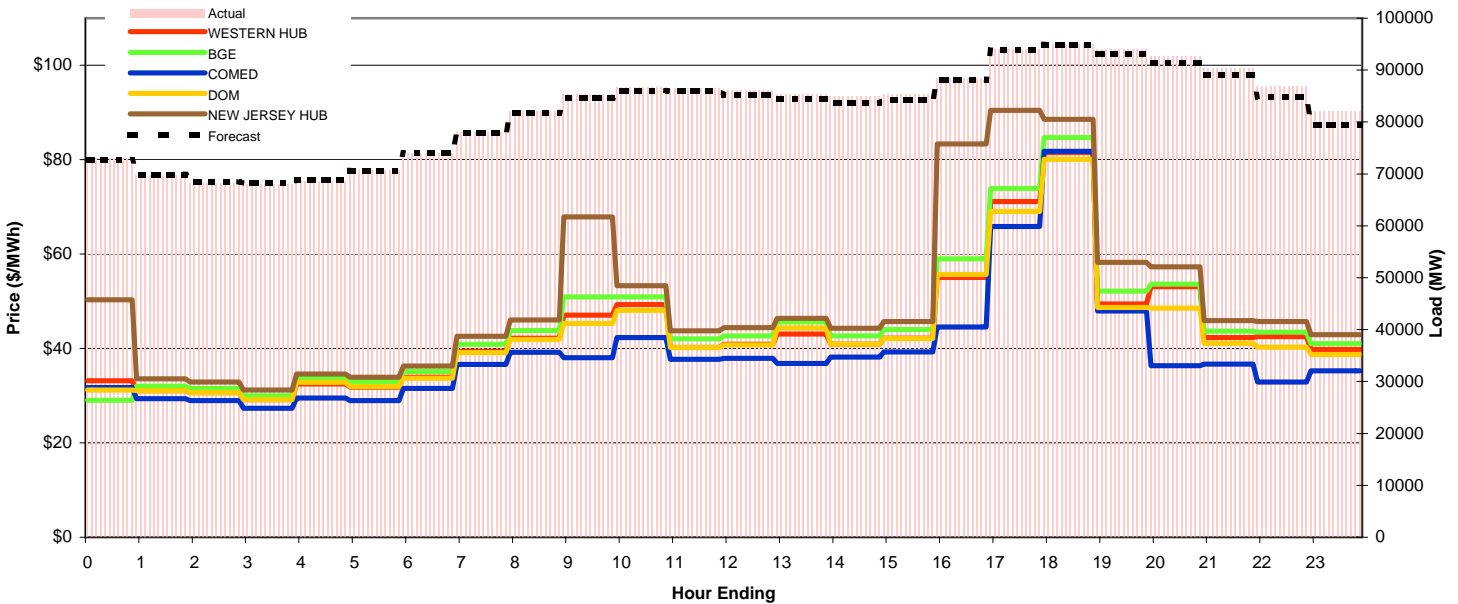
## Day-Ahead Prices and Forecast Load

	HE1	HE2	HE3	HE4	HE5	HE6	HE7	HE8	HE9	HE10	HE11	HE12	HE13	HE14	HE15	HE16	HE17	HE18	HE19	HE20	HE21	HE22	HE23	HE24	avg all/peak
WESTERN HUB	38.19	37.72	36.98	36.66	36.19	36.33	39.28	45.29	54.19	60.47	62.46	60.65	50.76	46.43	44.24	46.73	58.51	81.11	75.31	70.13	64.84	61.26	50.61	43.11	52 / 58
BGE	38.882	38.261	37.612	37.17	36.76	36.893	40.319	47.33	58.453	67.001	68.425	68.971	55.838	49.946	47	51.776	68.11	95.77	82.657	77.149	71.341	69.333	56.702	46.354	56 / 65
COMED	33.033	31.635	30.734	30.128	29.293	30.613	32.728	36.373	43.004	46.931	50.117	47.638	40.588	37.463	36.203	36.86	41.701	63.822	65.205	60.142	55.213	48.509	39.284	34.735	42 / 47
DOM	37.364	36.753	36.278	35.891	35.53	35.61	39.108	46.078	57.29	64.892	64.33	65.676	53.532	47.791	45.086	47.892	61.827	76.321	73.433	69.112	64.174	67.05	56.672	45.43	53 / 60
NEW JERSEY HUB	43.03	41.02	39.88	39.35	38.64	38.80	42.16	48.62	58.83	66.46	70.48	69.54	58.63	54.69	52.69	53.55	73.04	104.64	88.39	82.62	75.62	68.37	54.28	46.29	59 / 68
DA Forecast	72.7	69.8	68.5	68.2	68.8	70.7	74.1	78.0	81.8	84.6	86.1	86.0	85.2	84.5	83.7	84.3	88.1	93.8	94.9	93.1	91.4	88.9	84.9	79.5	82 / 87



## Preliminary Real-Time Prices with Forecasted and Actual System Load

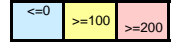
	HE1	HE2	HE3	HE4	HE5	HE6	HE7	HE8	HE9	HE10	HE11	HE12	HE13	HE14	HE15	HE16	HE17	HE18	HE19	HE20	HE21	HE22	HE23	HE24	avg all/peak
WESTERN HUB	33.17	31.03	30.62	29.18	32.50	31.84	33.94	39.38	42.20	47.06	49.30	40.22	40.89	43.04	40.92	42.17	55.09	71.11	61.52	49.42	53.09	42.30	42.52	39.80	43 / 49
BGE	29.021	31.98	31.51	29.966	33.689	33.037	35.15	40.896	43.817	50.897	50.905	42.039	42.662	45.657	42.679	43.982	58.977	73.896	84.677	52.142	53.662	43.688	43.457	41.058	45 / 51
COMED	31.756	29.357	28.926	27.337	29.516	28.992	31.504	36.59	39.169	38.079	42.316	37.735	37.901	36.855	38.203	39.267	44.528	65.869	81.779	47.959	36.38	36.683	32.909	35.251	39 / 43
DOM	31.168	31.064	30.672	29.143	32.838	31.971	33.724	39.154	41.893	45.332	48.072	40.22	40.745	44.326	40.923	42.129	55.676	69.04	80.101	48.661	48.555	41.077	40.297	38.747	43 / 48
NEW JERSEY HUB	50.32	33.55	32.91	31.22	34.61	33.90	36.26	42.57	46.08	67.85	53.31	43.71	44.41	46.36	44.28	45.68	83.34	90.45	88.58	58.27	57.31	45.91	45.68	42.90	50 / 56
Percent Forecast	0.32	-0.04	-0.38	-0.34	-0.36	-0.05	-0.08	0.12	0.46	0.82	0.63	0.63	0.94	0.93	1.50	1.19	0.48	0.21	0.04	1.09	1.44	1.56	2.26	3.09	
RTLoad	72.97	69.809	68.268	67.941	68.601	70.628	73.995	78.051	82.132	85.312	86.613	86.57	86.048	85.303	84.941	85.304	88.501	94.04	94.947	94.082	92.718	90.347	86.873	81.99	



# PJM Daily Report

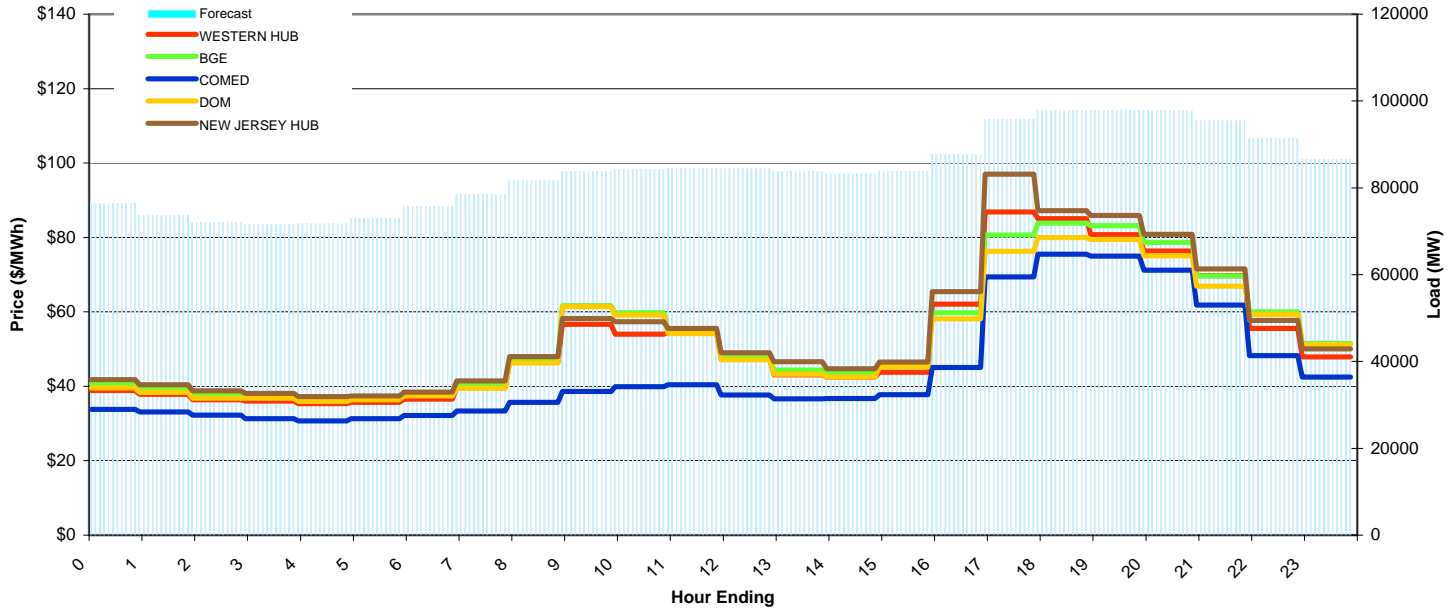
Report for: 12/21/2008

Price Color Codes:



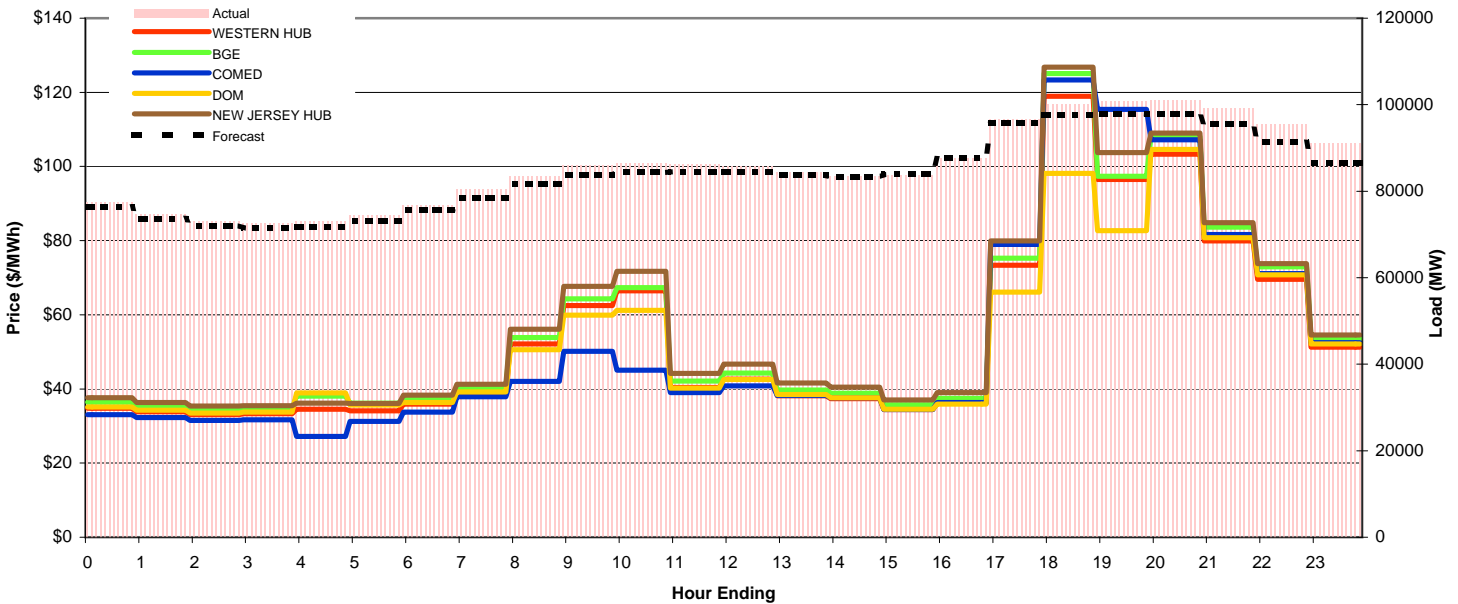
## Day-Ahead Prices and Forecast Load

	HE1	HE2	HE3	HE4	HE5	HE6	HE7	HE8	HE9	HE10	HE11	HE12	HE13	HE14	HE15	HE16	HE17	HE18	HE19	HE20	HE21	HE22	HE23	HE24	avg all/peak
WESTERN HUB	38.86	37.81	36.40	36.01	35.35	35.65	36.57	39.66	46.45	56.66	54.02	54.40	47.54	43.07	42.50	43.80	62.11	86.84	85.05	80.75	76.37	69.70	55.59	47.91	52 / 59
BGE	40.671	39.33	37.71	37.446	36.61	37	38.104	40.513	47.345	61.665	59.775	54.987	48.165	44.364	43.465	46.126	59.777	80.682	83.886	83.162	78.682	69.692	60.04	51.497	53 / 60
COMED	33.818	33.069	32.207	31.321	30.712	31.276	32.187	33.345	35.657	38.602	39.938	40.459	37.636	36.668	36.701	37.786	45.043	69.435	75.523	75.029	71.184	61.829	48.219	42.465	44 / 49
DOM	39.599	38.366	36.816	36.799	35.948	36.363	37.449	39.46	46.238	61.416	59.146	54.168	47.119	43.267	42.439	45.19	58.154	76.239	79.991	79.422	75.039	66.864	59.362	51.169	52 / 58
NEW JERSEY HUB	41.81	40.42	38.82	38.06	37.25	37.42	38.42	41.41	47.95	58.22	57.32	55.57	49.04	46.59	44.71	46.51	65.43	96.97	87.24	85.93	80.88	71.51	57.73	50.06	55 / 62
DA Forecast	76.4	73.6	72.1	71.5	71.7	73.0	75.7	78.5	81.6	83.7	84.3	84.5	84.4	83.7	83.2	83.9	87.7	95.8	97.7	97.8	97.8	95.4	91.3	86.5	84 / 88



## Preliminary Real-Time Prices with Forecasted and Actual System Load

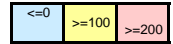
	HE1	HE2	HE3	HE4	HE5	HE6	HE7	HE8	HE9	HE10	HE11	HE12	HE13	HE14	HE15	HE16	HE17	HE18	HE19	HE20	HE21	HE22	HE23	HE24	avg all/peak
WESTERN HUB	34.81	33.84	33.05	33.28	34.55	34.08	35.92	38.49	52.10	62.47	66.44	40.36	42.67	38.12	37.36	34.45	36.18	73.36	118.93	96.46	103.31	79.92	69.60	51.30	53 / 62
BGE	36.39	35.302	34.469	34.699	38.074	36.128	37.558	40.399	53.836	64.324	67.312	42.084	44.306	39.694	38.812	35.721	37.492	75.274	125.11	97.341	108.1	83.674	72.959	53.642	56 / 64
COMED	33.074	32.281	31.545	31.636	27.176	31.25	33.743	37.88	41.999	50.162	45.061	39.02	40.842	38.252	37.653	34.45	36.371	78.935	123.37	115.37	107.2	81.664	71.097	52.44	52 / 61
DOM	35.142	34.225	33.488	33.77	38.929	35.606	36.318	39.17	50.607	59.925	61.207	40.252	42.533	38.463	37.651	34.547	35.938	66.112	98.109	82.684	104.58	80.819	70.743	52.118	52 / 59
NEW JERSEY HUB	37.61	36.37	35.35	35.47	36.21	36.12	38.36	41.29	56.14	67.63	71.71	44.21	46.67	41.57	40.50	37.02	38.99	79.96	126.78	103.78	109.00	84.81	73.79	54.56	57 / 66
Percent Forecast	1.46	1.31	1.30	1.61	1.89	1.86	1.47	2.40	2.20	2.61	2.51	2.12	1.44	0.78	0.19	-0.17	-0.09	0.77	2.37	2.91	3.18	3.84	4.40	4.96	
RTLoad	77.481	74.62	73.023	72.646	73.084	74.392	76.804	80.454	83.455	85.958	86.488	86.333	85.659	84.362	83.399	83.757	87.621	96.533	100.12	100.78	100.98	99.249	95.529	91.035	



# PJM Daily Report

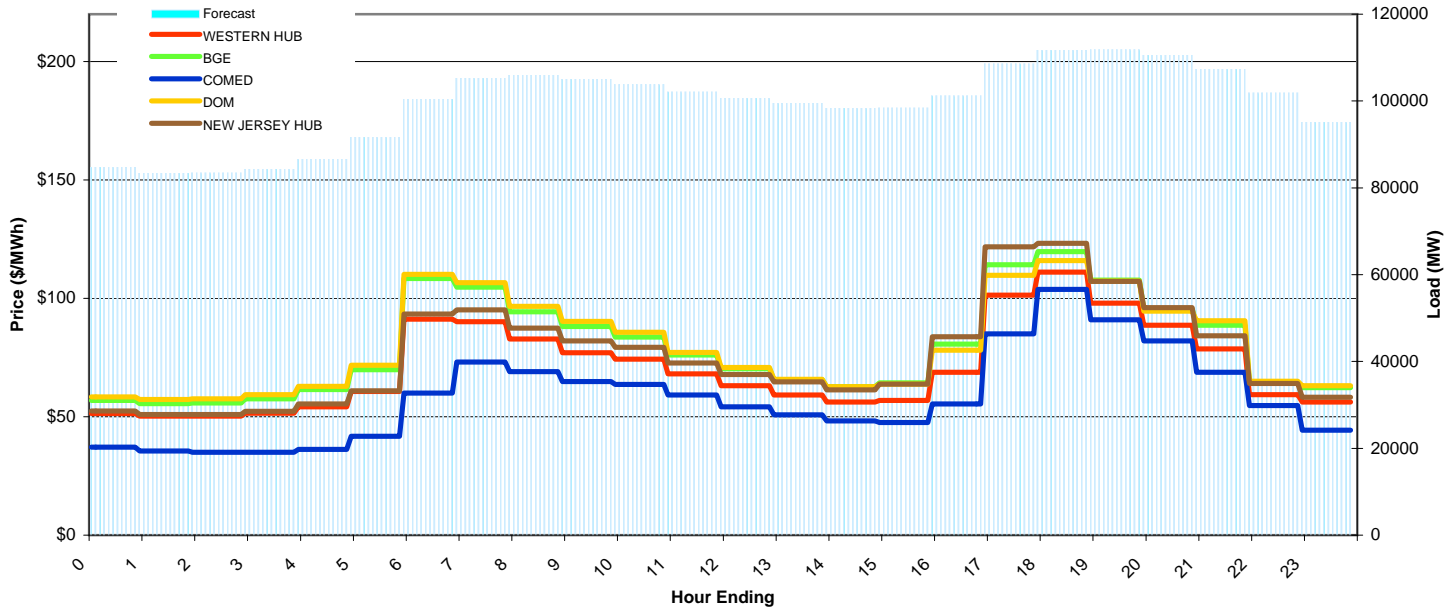
Report for: 12/22/2008

Price Color Codes:



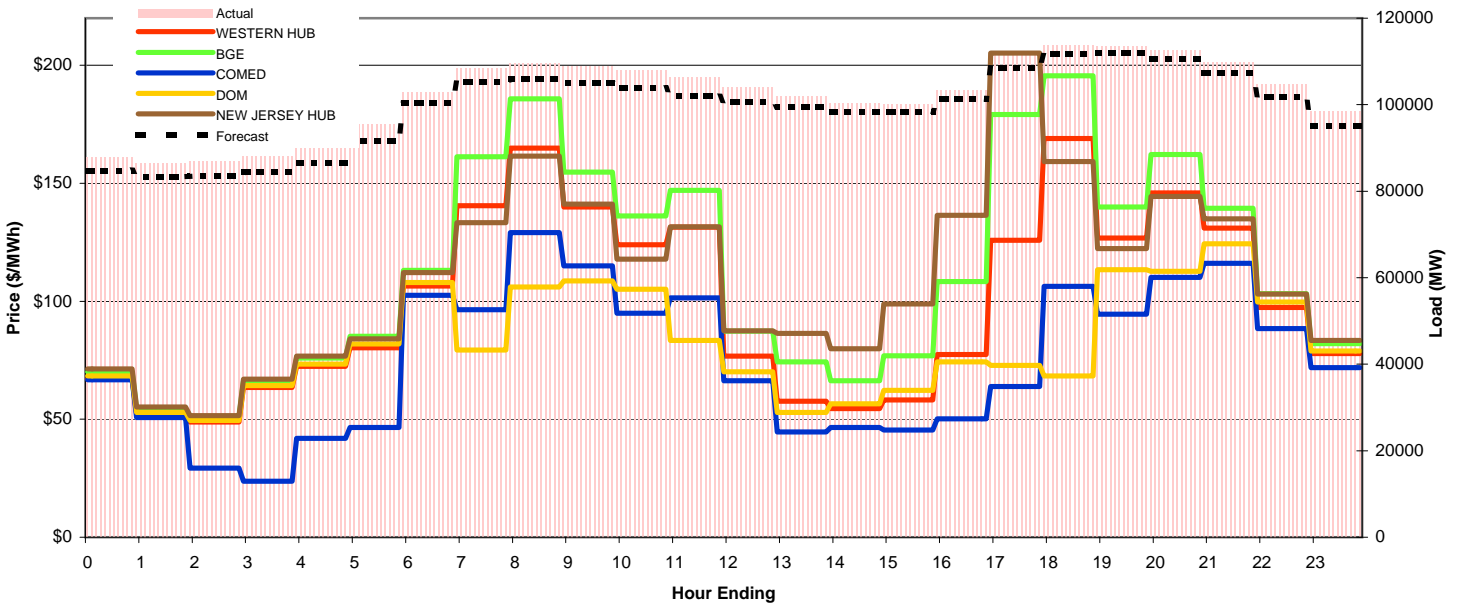
## Day-Ahead Prices and Forecast Load

	HE1	HE2	HE3	HE4	HE5	HE6	HE7	HE8	HE9	HE10	HE11	HE12	HE13	HE14	HE15	HE16	HE17	HE18	HE19	HE20	HE21	HE22	HE23	HE24	avg all/peak
WESTERN HUB	51.38	50.23	50.32	51.48	54.20	60.64	91.26	90.15	82.79	77.06	74.39	68.13	63.05	59.18	56.21	56.89	68.78	101.29	111.08	97.93	88.60	78.61	59.30	56.20	71 / 77
BGE	56.863	55.607	55.838	57.621	61.473	69.803	108.41	104.74	94.337	88.123	83.69	76.145	70.272	65.705	62.75	64.283	80.74	114.23	119.73	107.67	95.556	88.691	64.58	62.306	80 / 86
COMED	37.188	35.487	35.014	35.043	36.171	41.787	59.951	73.054	68.999	64.889	63.695	59.197	54.192	50.796	48.309	47.626	55.344	85.038	103.81	91.013	82.035	68.73	54.707	44.276	58 / 67
DOM	58.321	57.273	57.608	59.321	62.829	71.794	110.17	106.62	96.588	90.219	85.637	77.131	70.786	65.754	62.653	63.811	78.063	109.68	115.99	107.28	94.558	90.497	65.008	63.174	80 / 86
NEW JERSEY HUB	52.47	50.92	50.89	52.31	55.34	60.94	93.41	95.18	87.37	82.05	79.26	72.73	67.90	64.77	61.35	63.74	83.76	121.70	123.23	107.18	96.04	84.23	64.00	58.24	76 / 85
DA Forecast	84.8	83.3	83.4	84.3	86.5	91.7	100.4	105.2	105.9	105.0	103.8	102.1	100.6	99.5	98.3	98.4	101.2	108.5	111.8	111.8	110.5	107.4	101.9	95.1	99 / 104



## Preliminary Real-Time Prices with Forecasted and Actual System Load

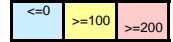
	HE1	HE2	HE3	HE4	HE5	HE6	HE7	HE8	HE9	HE10	HE11	HE12	HE13	HE14	HE15	HE16	HE17	HE18	HE19	HE20	HE21	HE22	HE23	HE24	avg all/peak
WESTERN HUB	67.17	52.04	48.83	63.45	72.41	80.24	106.46	140.58	164.94	139.93	123.96	131.48	76.84	57.63	54.52	58.22	77.39	125.86	169.02	126.79	145.93	130.99	97.41	77.86	100 / 114
BGE	70.074	54.366	50.989	66.241	75.933	85.183	113.17	161.25	185.84	154.79	136.23	147.03	87.329	74.302	66.258	76.872	108.33	179.18	195.57	139.92	162.28	139.49	103.24	82.026	113 / 132
COMED	66.721	50.722	29.359	23.773	41.887	46.47	102.56	96.463	129.09	115.08	94.991	101.5	66.297	44.637	46.519	45.452	60.253	63.818	106.28	94.491	110.08	116.1	88.471	71.906	75 / 86
DOM	68.298	52.938	49.531	64.245	73.379	81.909	107.91	79.369	106.01	108.65	105.07	83.402	70.114	52.846	56.527	62.228	74.316	72.82	68.301	113.4	112.7	124.37	99.646	78.874	82 / 87
NEW JERSEY HUB	71.38	55.18	51.58	67.04	76.77	84.16	112.13	133.30	161.60	141.18	117.83	131.55	87.42	86.41	79.87	98.90	136.50	205.18	159.20	122.31	144.51	135.01	103.04	83.44	110 / 128
Percent Forecast	3.44	3.74	3.94	4.12	4.34	3.97	2.55	2.82	3.29	3.66	3.86	4.00	3.36	2.48	2.09	1.61	2.12	2.71	1.80	1.41	1.74	2.25	2.81	3.39	
RTLoad	87.773	86.581	86.844	87.94	90.447	95.472	103	108.28	109.49	108.98	107.95	106.34	104.1	102.05	100.4	100.04	103.37	111.56	113.81	113.43	112.5	109.83	104.8	98.424	



# PJM Daily Report

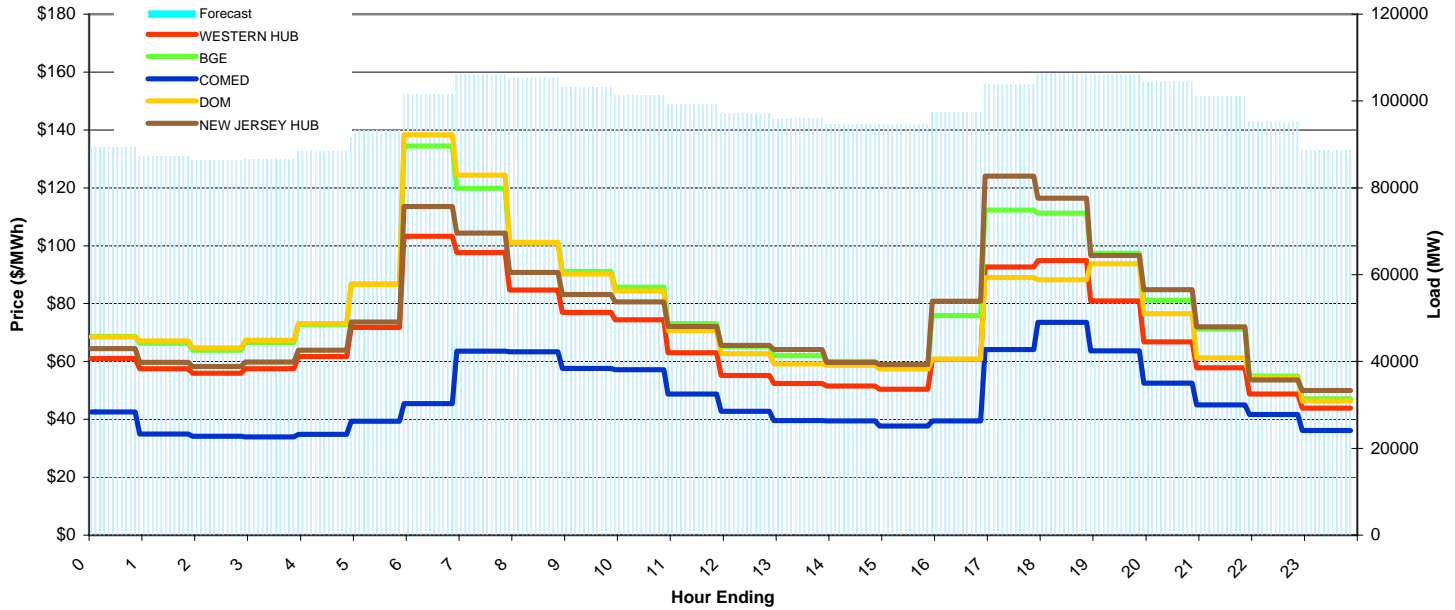
Report for: 12/23/2008

Price Color Codes:



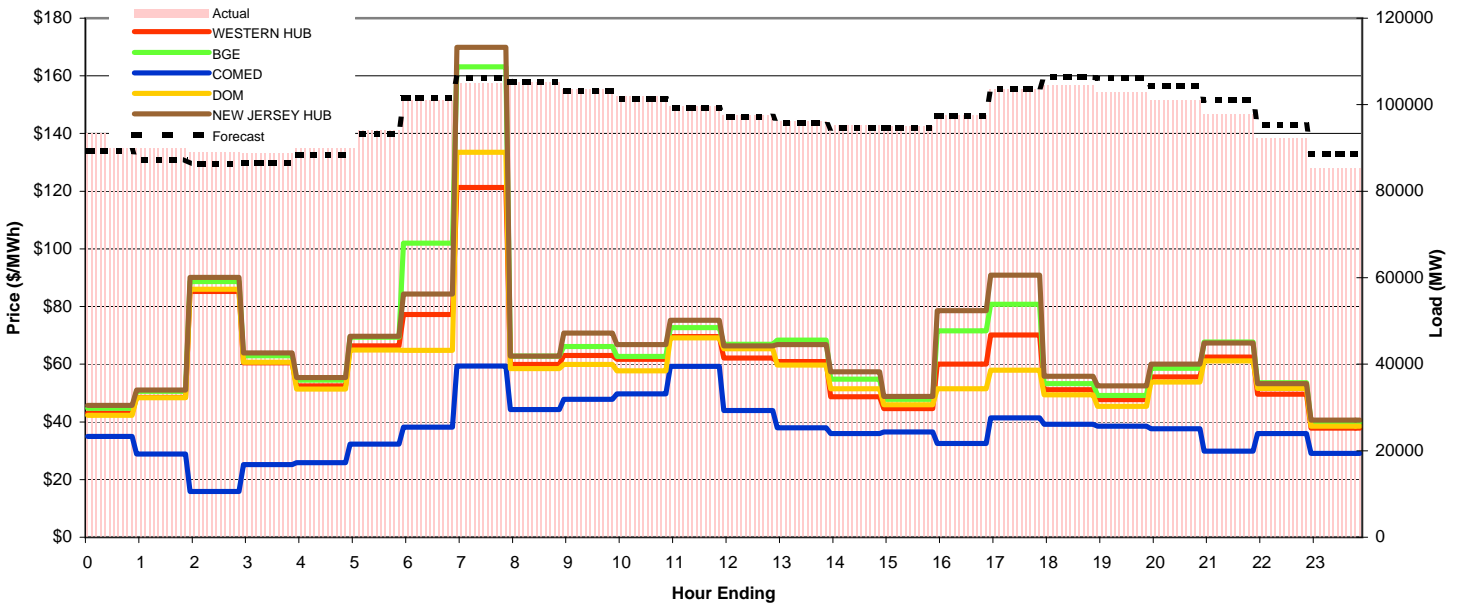
## Day-Ahead Prices and Forecast Load

	HE1	HE2	HE3	HE4	HE5	HE6	HE7	HE8	HE9	HE10	HE11	HE12	HE13	HE14	HE15	HE16	HE17	HE18	HE19	HE20	HE21	HE22	HE23	HE24	avg all/peak
WESTERN HUB	61.04	57.50	56.00	57.47	61.66	71.80	103.22	97.61	84.65	76.95	74.40	63.02	55.20	52.39	51.52	50.37	60.73	92.64	94.91	80.95	66.81	57.79	48.72	43.93	68 / 69
BGE	68.658	66.351	63.951	66.523	72.721	86.837	134.4	119.85	100.9	91.11	85.644	73.034	65.23	62.01	60.029	58.973	75.83	112.32	111.25	97.369	81.134	71.183	54.985	47.058	80 / 83
COMED	42.553	34.932	34.187	33.979	34.858	39.35	45.457	63.53	63.391	57.603	57.149	48.739	42.769	39.539	39.469	37.719	39.433	64.183	73.564	63.659	52.531	45.006	41.691	36.124	47 / 52
DOM	68.427	67.133	64.721	67.297	73.035	86.588	138.32	124.36	101.22	90.258	84.358	70.644	62.743	59.111	58.662	57.386	60.84	89.045	88.183	93.791	76.565	61.22	54.439	46.314	77 / 77
NEW JERSEY HUB	64.43	59.68	58.25	59.80	63.88	73.62	113.60	104.35	90.77	83.11	80.59	72.04	65.53	64.18	59.74	58.92	80.78	124.01	116.39	96.63	84.84	72.01	53.65	49.94	77 / 82
DA Forecast	89.4	87.3	86.3	86.6	88.4	93.3	101.5	106.2	105.4	103.2	101.3	99.2	97.2	95.9	94.6	94.5	97.3	103.8	106.4	106.1	104.4	101.1	95.3	88.7	97 / 101



## Preliminary Real-Time Prices with Forecasted and Actual System Load

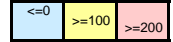
	HE1	HE2	HE3	HE4	HE5	HE6	HE7	HE8	HE9	HE10	HE11	HE12	HE13	HE14	HE15	HE16	HE17	HE18	HE19	HE20	HE21	HE22	HE23	HE24	avg all/peak
WESTERN HUB	43.01	48.46	85.28	60.46	52.50	66.39	77.25	121.33	59.96	63.06	61.67	69.63	62.09	60.93	48.71	44.58	60.01	70.16	51.11	47.67	55.60	62.50	49.64	37.89	61 / 62
BGE	44.675	50.619	88.717	62.903	54.438	69.379	101.99	163.14	62.784	66.175	62.66	72.664	66.891	68.407	54.808	47.824	71.562	80.818	53.32	49.111	58.539	67.657	53.602	39.698	67 / 69
COMED	34.94	28.825	15.845	25.235	25.844	32.328	38.12	59.399	44.272	47.869	49.689	59.211	43.931	37.975	36.007	36.516	32.569	41.374	39.16	38.517	37.672	29.809	35.935	29.113	38 / 42
DOM	42.233	48.33	85.966	60.718	51.412	64.927	64.762	133.53	58.472	59.926	57.75	69.142	65.372	59.667	51.48	45.93	51.465	57.883	49.393	45.38	53.864	61.119	51.556	38.52	60 / 61
NEW JERSEY HUB	45.77	51.08	90.13	63.94	55.41	69.65	84.33	169.93	62.86	70.75	66.82	75.21	66.32	66.84	57.38	48.88	78.62	90.87	55.79	52.52	60.03	67.39	53.30	40.60	69 / 71
Percent Forecast	4.16	3.45	2.97	2.52	1.75	0.79	-0.49	-1.05	-0.08	0.45	0.53	0.50	0.29	0.23	0.68	0.51	0.39	-0.12	-1.76	-2.98	-3.43	-3.48	-3.22	-3.87	
RTLoad	93.258	90.402	88.978	88.81	89.942	94.07	101.03	105.07	105.27	103.67	101.87	99.654	97.477	96.084	95.264	95.023	97.652	103.64	104.56	103.02	100.96	97.703	92.292	85.397	



# PJM Daily Report

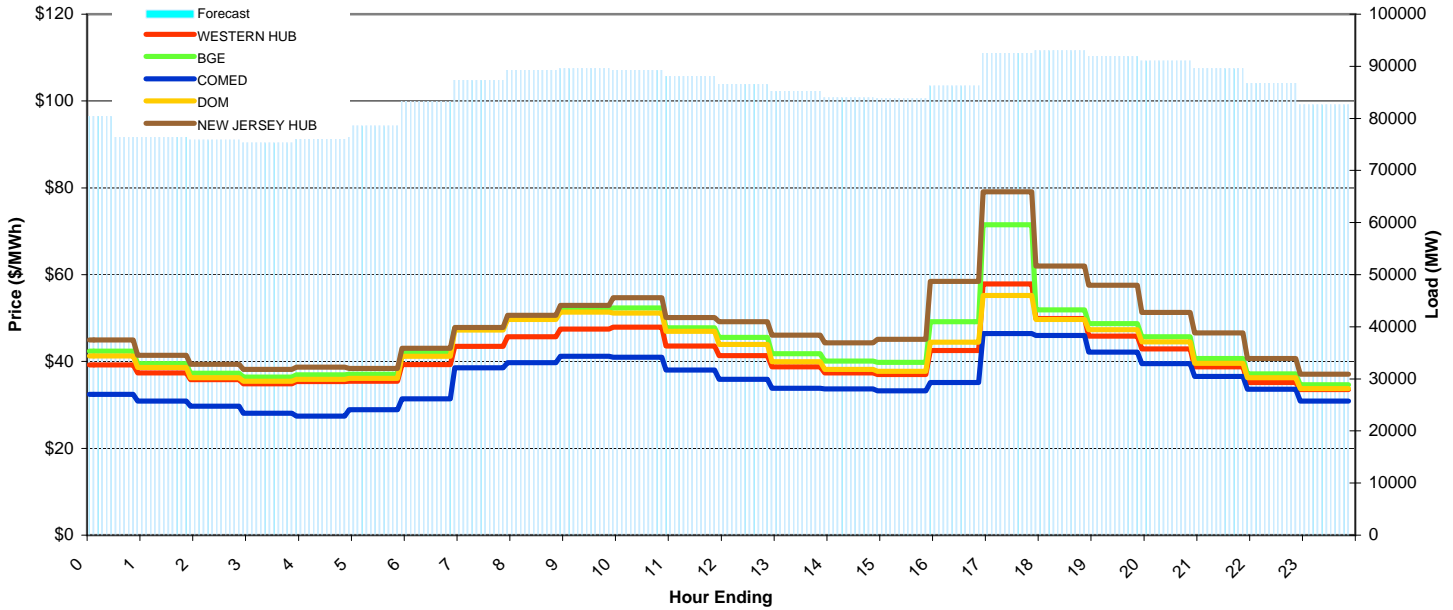
Report for: 12/24/2008

Price Color Codes:



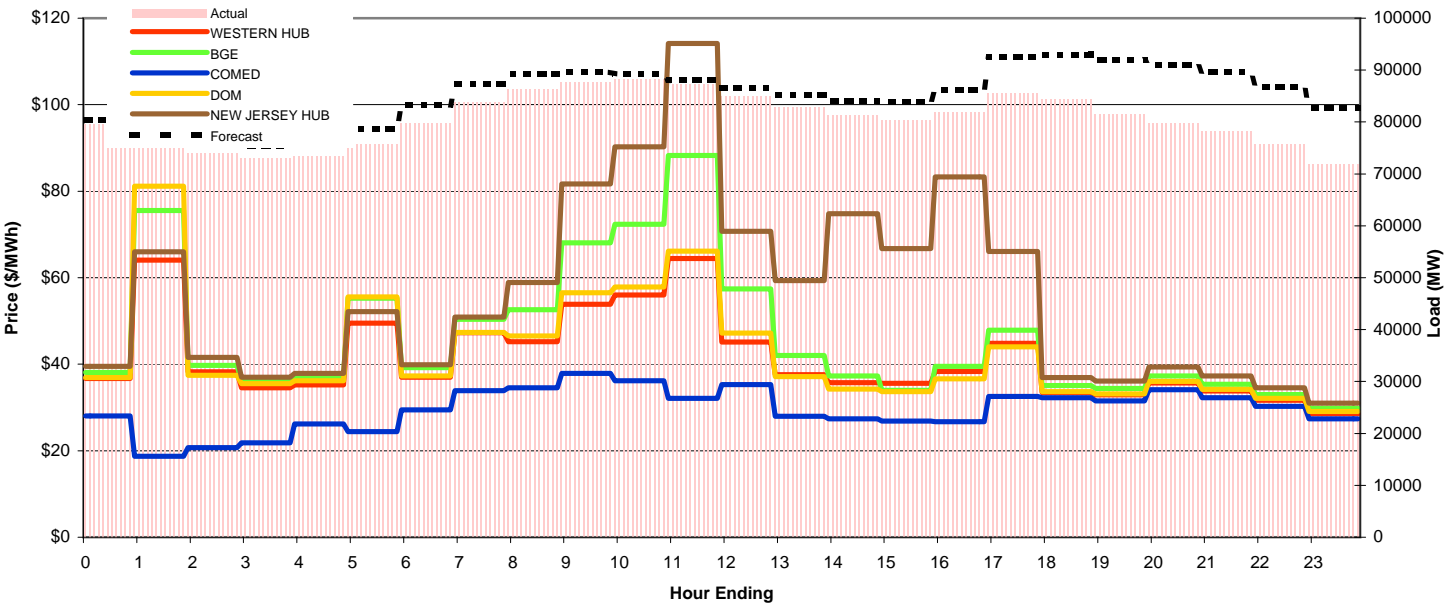
## Day-Ahead Prices and Forecast Load

	HE1	HE2	HE3	HE4	HE5	HE6	HE7	HE8	HE9	HE10	HE11	HE12	HE13	HE14	HE15	HE16	HE17	HE18	HE19	HE20	HE21	HE22	HE23	HE24	avg all/peak
WESTERN HUB	39.24	37.39	35.84	34.83	35.39	35.43	39.29	43.50	45.71	47.46	47.88	43.56	41.32	38.79	37.34	36.98	42.50	57.88	49.89	45.86	42.88	38.78	35.19	33.51	41 / 43
BGE	42.379	39.532	37.272	36.419	36.951	37.059	42.09	47.661	50.158	52.128	52.369	47.757	45.532	41.76	40.115	39.779	49.169	71.532	51.873	48.725	45.68	40.705	37.152	34.637	45 / 48
COMED	32.42	30.893	29.721	28.061	27.388	28.912	31.374	38.541	39.755	41.186	40.976	38.043	35.922	33.827	33.69	33.223	35.151	46.418	46.001	42.155	39.481	36.578	33.643	30.902	36 / 38
DOM	41.289	38.615	36.258	35.461	35.923	36.083	41.171	47.238	49.713	51.363	51.183	46.984	43.929	39.921	38.178	37.709	44.446	55.223	49.708	47.333	44.557	39.553	36.288	33.769	43 / 45
NEW JERSEY HUB	44.93	41.44	39.39	38.21	38.70	38.44	43.02	47.83	50.65	52.89	54.66	50.14	49.19	46.10	44.32	45.14	58.42	79.06	61.96	57.57	51.28	46.61	40.65	37.11	48 / 52
DA Forecast	80.4	77.3	75.8	75.3	76.1	78.6	83.2	87.4	89.2	89.6	89.3	88.1	86.5	85.2	84.0	83.8	86.2	92.5	93.0	91.9	91.0	89.6	86.8	82.6	85 / 88



## Preliminary Real-Time Prices with Forecasted and Actual System Load

	HE1	HE2	HE3	HE4	HE5	HE6	HE7	HE8	HE9	HE10	HE11	HE12	HE13	HE14	HE15	HE16	HE17	HE18	HE19	HE20	HE21	HE22	HE23	HE24	avg all/peak
WESTERN HUB	36.68	64.04	38.24	34.55	35.24	49.47	37.01	47.25	45.22	53.87	55.98	64.41	45.15	37.55	35.74	35.80	38.34	44.83	33.46	32.89	35.65	33.83	31.65	28.54	41 / 42
BGE	38.095	75.5	39.759	36.153	36.854	55.266	39.193	50.377	52.593	68.073	72.382	88.252	57.435	42.031	37.259	33.954	39.485	47.834	35.064	34.409	37.287	35.358	33.028	29.796	46 / 48
COMED	28.069	18.714	20.69	21.813	26.189	24.425	29.437	33.887	34.544	37.888	36.157	32.103	35.253	27.947	27.349	26.847	26.681	32.566	32.287	31.542	34.08	32.228	30.242	27.403	30 / 32
DOM	36.949	81.168	37.449	35.485	36.152	55.585	37.261	47.376	46.546	56.492	57.882	66.145	47.238	37.134	34.279	33.649	36.634	44.046	33.661	33.167	36.056	34.203	32.129	29.072	43 / 42
NEW JERSEY HUB	39.47	66.01	41.55	37.03	37.90	52.13	39.89	50.93	58.91	81.68	90.23	114.17	70.69	59.34	74.81	66.70	83.30	66.10	36.94	36.10	39.35	37.27	34.58	30.97	56 / 63
Percent Forecast	-0.94	-1.50	-2.48	-3.10	-3.57	-3.69	-4.24	-4.38	-3.44	-2.20	-1.25	-1.01	-1.97	-2.90	-3.28	-4.31	-5.26	-8.11	-10.21	-12.74	-14.07	-14.61	-14.70	-14.87	
RTLoad	79.651	76.182	74.005	73.055	73.438	75.787	79.844	83.708	86.271	87.626	88.171	87.175	84.868	82.792	81.324	80.316	81.913	85.558	84.366	81.554	79.794	78.166	75.689	71.919	

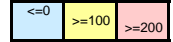




# PJM Daily Report

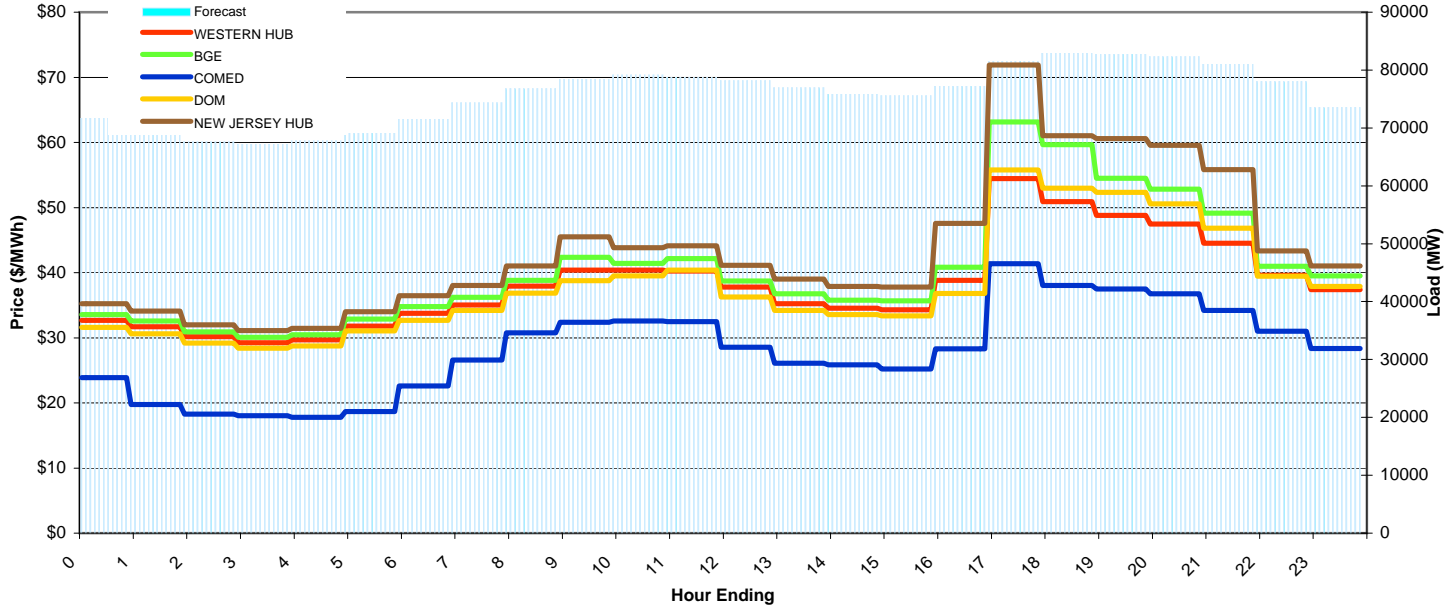
Report for: 12/25/2008

Price Color Codes:



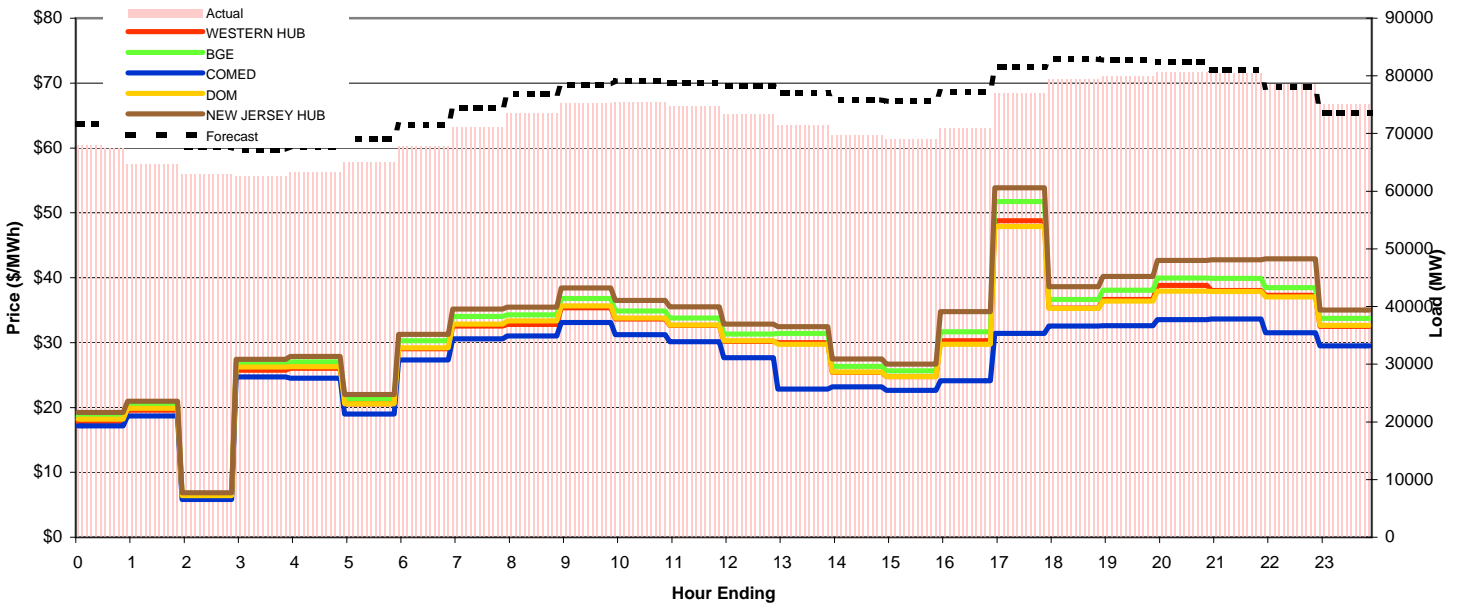
## Day-Ahead Prices and Forecast Load

	HE1	HE2	HE3	HE4	HE5	HE6	HE7	HE8	HE9	HE10	HE11	HE12	HE13	HE14	HE15	HE16	HE17	HE18	HE19	HE20	HE21	HE22	HE23	HE24	avg all/peak
WESTERN HUB	32.66	31.72	30.18	29.25	29.67	31.78	33.75	35.03	37.92	40.39	40.39	40.23	37.78	35.22	34.56	34.28	38.84	54.45	50.90	48.78	47.48	44.53	39.63	37.39	38 / 41
BGE	33.562	32.556	30.905	30.053	30.489	32.89	34.784	36.213	38.816	42.38	41.434	42.178	38.704	36.747	35.789	35.699	40.832	63.151	59.68	54.507	52.828	49.12	40.989	39.5	41 / 44
COMED	23.903	19.774	18.257	18.02	17.779	18.685	22.612	26.573	30.744	32.393	32.587	32.458	28.555	26.117	25.872	25.219	28.305	41.365	38.02	37.483	36.778	34.2	31.02	28.335	28 / 32
DOM	31.606	30.617	29.196	28.408	28.749	31.048	32.674	34.206	36.849	38.792	39.491	40.399	36.29	34.203	33.571	33.361	36.791	55.781	52.981	52.329	50.581	46.837	39.445	37.904	38 / 41
NEW JERSEY HUB	35.22	34.09	31.98	31.11	31.45	34.01	36.48	38.02	41.02	45.52	43.85	44.13	41.15	39.02	37.87	37.80	47.58	71.90	61.01	60.60	59.58	55.83	43.35	41.02	43 / 48
DA Forecast	71.7	69.0	67.6	67.2	67.8	69.1	71.5	74.3	76.8	78.4	79.2	78.8	78.2	77.0	75.9	75.6	77.2	81.5	82.9	82.7	82.3	81.0	78.0	73.5	76 / 79



## Preliminary Real-Time Prices with Forecasted and Actual System Load

	HE1	HE2	HE3	HE4	HE5	HE6	HE7	HE8	HE9	HE10	HE11	HE12	HE13	HE14	HE15	HE16	HE17	HE18	HE19	HE20	HE21	HE22	HE23	HE24	avg all/peak
WESTERN HUB	17.83	19.57	6.44	25.73	26.02	20.55	29.06	32.55	32.81	35.38	33.62	32.64	30.20	30.01	25.40	24.74	30.29	48.79	35.34	36.64	38.80	38.04	37.28	32.52	30 / 34
BGE	18.619	20.367	6.634	26.814	27.047	21.34	30.295	34.029	34.288	36.801	34.869	33.807	31.315	31.425	26.344	25.657	31.647	51.724	36.666	38.063	39.928	39.899	38.495	33.731	31 / 35
COMED	17.172	18.714	5.8409	24.725	24.502	19.004	27.3	30.596	31.042	33.09	31.232	30.145	27.678	22.828	23.197	22.629	24.123	31.433	32.531	32.621	33.543	33.621	31.539	29.498	27 / 29
DOM	18.191	19.897	6.3983	26.237	26.28	20.562	29.212	32.831	33.319	35.683	33.804	32.711	30.268	29.743	25.449	24.743	29.759	47.893	35.273	36.404	37.913	37.894	37.052	32.628	30 / 34
NEW JERSEY HUB	19.25	20.95	6.88	27.43	27.88	22.02	31.25	35.17	35.44	38.42	36.49	35.53	32.84	32.46	27.46	26.68	34.75	53.84	38.61	40.21	42.68	42.77	42.92	35.02	33 / 37
Percent Forecast	-5.50	-6.67	-7.32	-7.17	-7.09	-6.20	-5.36	-4.65	-4.44	-4.35	-5.08	-5.40	-6.55	-7.75	-8.76	-9.44	-8.83	-5.93	-4.45	-3.48	-2.13	-0.73	0.63	2.07	
RTLoad	67.914	64.694	62.997	62.657	63.27	65.041	67.844	71.029	73.548	75.167	75.344	74.739	73.357	71.424	69.76	69.077	70.981	76.96	79.367	79.936	80.62	80.401	78.511	75.095	



# PJM Daily Report

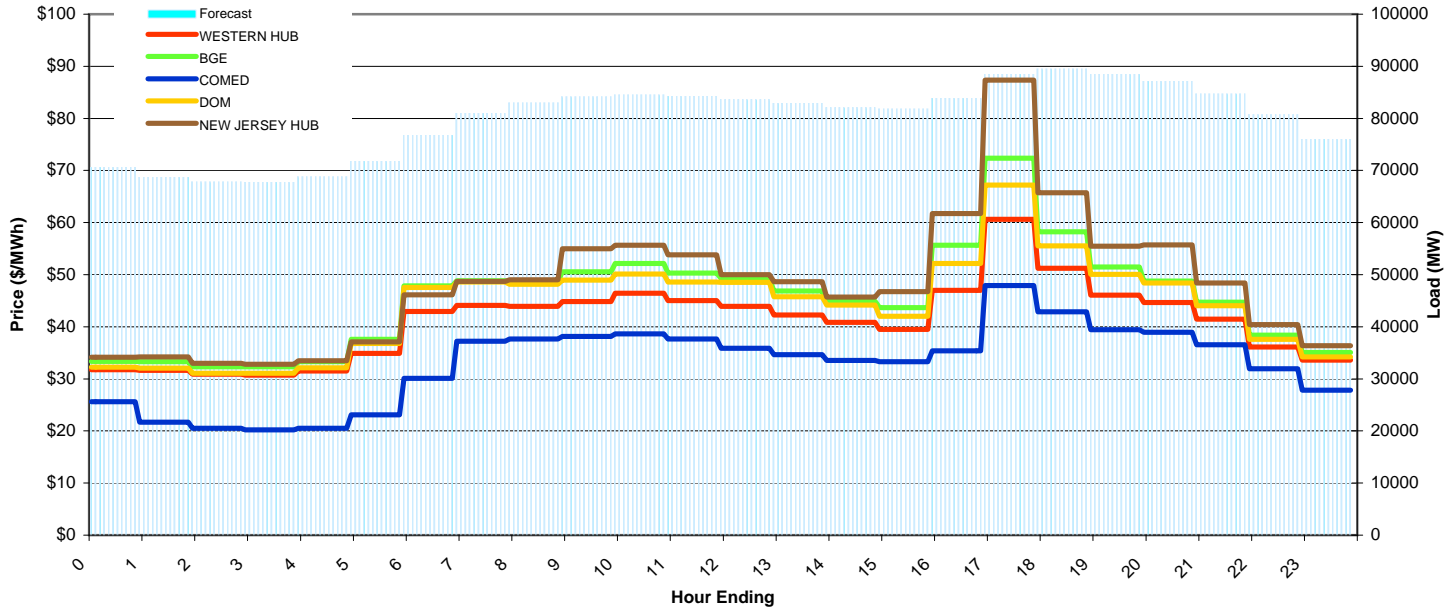
Report for: 12/26/2008

Price Color Codes:

≤0	>=100	>=200
----	-------	-------

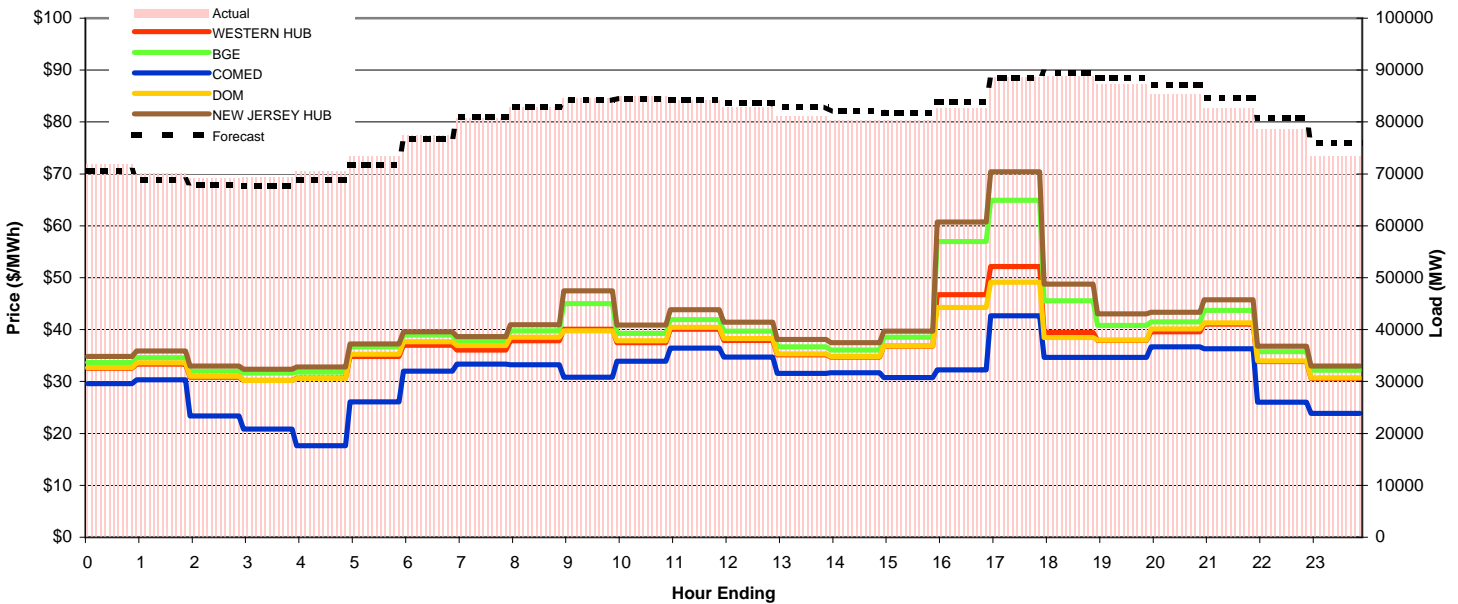
## Day-Ahead Prices and Forecast Load

	HE1	HE2	HE3	HE4	HE5	HE6	HE7	HE8	HE9	HE10	HE11	HE12	HE13	HE14	HE15	HE16	HE17	HE18	HE19	HE20	HE21	HE22	HE23	HE24	avg all/peak
WESTERN HUB	31.78	31.62	30.91	30.74	31.48	34.91	42.96	44.08	43.91	44.83	46.44	45.00	43.91	42.27	40.84	39.51	47.02	60.64	51.21	46.09	44.65	41.46	36.15	33.59	41 / 45
BGE	33.343	33.273	32.329	32.314	33.265	37.587	47.879	48.85	48.695	50.58	52.176	50.305	49.249	46.869	44.876	43.648	55.63	72.377	58.253	51.493	48.797	44.734	38.419	35.083	45 / 50
COMED	25.619	21.663	20.486	20.219	20.525	23.092	30.12	37.248	37.655	38.118	38.62	37.656	35.873	34.663	33.562	33.278	35.351	47.882	42.851	39.441	38.967	36.553	31.935	27.813	33 / 37
DOM	32.227	32.063	31.083	31.056	32.132	36.789	47.535	48.569	48.164	48.972	50.152	48.569	48.527	45.738	44.19	41.997	52.146	67.194	55.505	50.084	48.375	44.053	37.567	34.196	44 / 49
NEW JERSEY HUB	34.18	34.23	32.99	32.81	33.48	37.12	46.11	48.68	49.01	54.97	55.66	53.83	49.98	48.64	45.68	46.72	61.73	87.33	65.71	55.46	55.69	48.41	40.39	36.39	48 / 54
DA Forecast	70.6	68.7	67.8	67.7	68.8	71.8	76.8	81.0	83.0	84.2	84.5	84.2	83.6	82.9	82.1	81.8	83.9	88.5	89.5	88.5	87.2	84.7	80.7	76.0	80 / 84



## Preliminary Real-Time Prices with Forecasted and Actual System Load

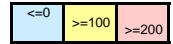
	HE1	HE2	HE3	HE4	HE5	HE6	HE7	HE8	HE9	HE10	HE11	HE12	HE13	HE14	HE15	HE16	HE17	HE18	HE19	HE20	HE21	HE22	HE23	HE24	avg all/peak
WESTERN HUB	32.53	33.35	30.85	30.22	30.66	34.81	36.98	36.07	37.86	40.08	37.49	40.09	37.90	35.14	34.71	36.81	46.76	52.16	39.43	37.92	39.61	41.07	33.87	30.58	37 / 39
BGE	33.682	34.566	31.971	31.635	31.804	36.699	38.941	37.853	39.757	45.023	39.29	41.914	39.684	36.66	36.076	38.56	56.943	64.921	45.533	40.805	41.475	43.737	35.752	32.198	40 / 43
COMED	29.614	30.355	23.34	20.831	17.63	26.08	31.97	33.368	33.243	30.83	33.918	36.462	34.719	31.586	31.692	30.785	32.226	42.691	34.668	34.65	36.679	36.289	26.019	23.879	31 / 34
DOM	32.665	33.615	30.996	30.221	30.574	35.28	37.675	36.929	38.555	39.737	37.836	40.43	38.295	35.331	34.83	36.889	44.27	49.147	38.441	38.003	40.155	41.278	33.963	30.724	37 / 39
NEW JERSEY HUB	34.85	35.90	33.00	32.39	32.80	37.21	39.58	38.65	40.94	47.46	40.90	43.83	41.45	38.11	37.46	39.73	60.75	70.41	48.76	43.01	43.34	45.72	36.80	32.97	42 / 45
Percent Forecast	1.68	1.89	2.02	2.30	2.57	2.28	0.84	-0.37	-0.16	0.53	0.52	0.06	-0.99	-2.01	-2.09	-1.88	-1.35	0.13	-0.70	-1.35	-2.04	-2.41	-2.82	-3.66	
RTLoad	71.832	70.044	69.205	69.324	70.587	73.456	77.444	80.703	82.854	84.603	84.97	84.277	82.801	81.222	80.371	80.318	82.741	88.593	88.895	87.277	85.416	82.697	78.515	73.297	



# PJM Daily Report

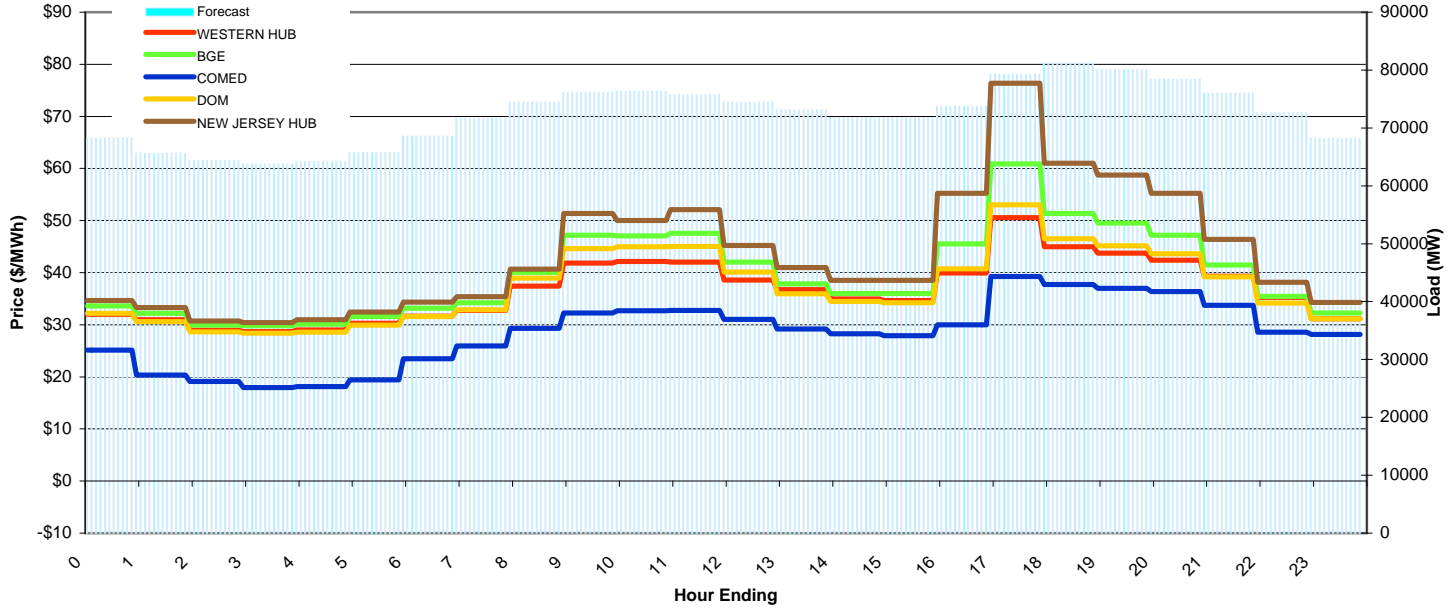
Report for: 12/27/2008

Price Color Codes:



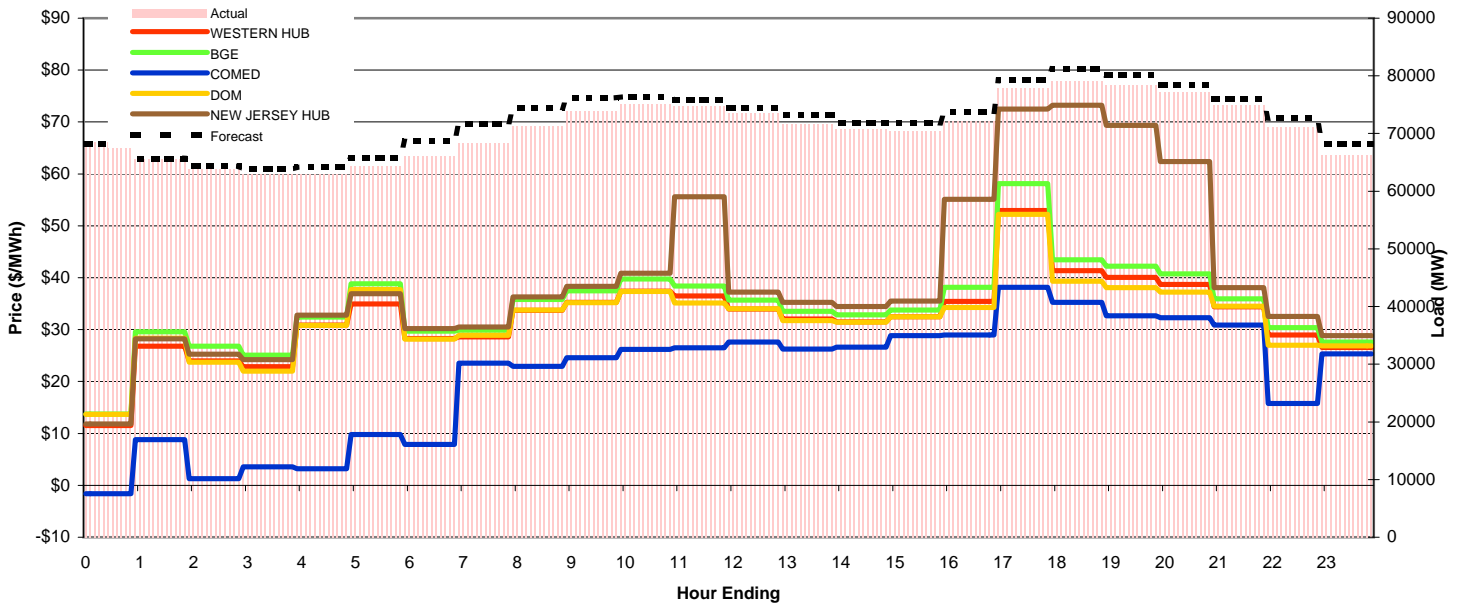
## Day-Ahead Prices and Forecast Load

	HE1	HE2	HE3	HE4	HE5	HE6	HE7	HE8	HE9	HE10	HE11	HE12	HE13	HE14	HE15	HE16	HE17	HE18	HE19	HE20	HE21	HE22	HE23	HE24	avg all/peak
WESTERN HUB	32.03	30.95	28.92	28.69	29.03	30.32	31.65	32.76	37.42	41.85	42.16	42.05	38.60	36.73	34.97	34.65	39.92	50.59	45.00	43.73	42.40	39.32	35.25	31.15	37 / 40
BGE	33.598	32.208	29.951	29.816	30.132	31.59	33.21	34.243	40.036	47.2	47.072	47.582	42.045	37.876	36.03	35.991	45.501	60.875	51.349	49.494	47.21	41.456	35.453	32.274	40 / 44
COMED	25.113	20.341	19.134	17.933	18.159	19.418	23.479	25.911	29.342	32.254	32.678	32.73	31.021	29.185	28.262	27.87	29.969	39.289	37.754	36.993	36.367	33.725	28.563	28.165	28 / 32
DOM	32.199	30.623	28.608	28.375	28.577	29.941	31.562	32.881	38.933	44.629	44.978	45.03	40.093	35.934	34.478	34.242	40.766	53.002	46.538	45.189	43.612	39.175	34.142	31.185	37 / 41
NEW JERSEY HUB	34.64	33.31	30.72	30.39	30.98	32.42	34.36	35.36	40.71	51.34	49.99	52.08	45.25	41.00	38.50	38.51	55.25	76.37	61.03	58.74	55.23	46.39	38.13	34.27	44 / 49
DA Forecast	68.3	65.6	64.4	63.8	64.2	65.7	68.6	71.7	74.4	76.2	76.4	75.8	74.5	73.1	71.8	71.8	73.8	79.3	81.2	80.1	78.5	76.0	72.6	68.2	72 / 75



## Preliminary Real-Time Prices with Forecasted and Actual System Load

	HE1	HE2	HE3	HE4	HE5	HE6	HE7	HE8	HE9	HE10	HE11	HE12	HE13	HE14	HE15	HE16	HE17	HE18	HE19	HE20	HE21	HE22	HE23	HE24	avg all/peak
WESTERN HUB	11.52	26.79	23.97	22.85	30.88	34.97	28.28	28.57	33.72	35.24	37.42	36.52	33.93	32.03	31.47	32.49	35.41	52.94	41.33	40.09	38.69	34.41	28.95	26.59	32 / 36
BGE	13.759	29.578	26.786	25.079	32.387	38.818	29.707	29.891	35.838	37.446	39.774	38.375	35.696	33.505	32.838	33.752	38.173	58.142	43.467	42.212	40.711	35.933	30.365	27.577	35 / 38
COMED	-1.619	8.7807	1.2861	3.5502	3.1715	9.8008	7.8786	23.508	22.932	24.577	26.208	26.473	27.609	26.262	26.598	28.858	28.977	38.151	35.261	32.694	32.268	30.888	15.765	25.34	21 / 28
DOM	13.704	28.373	23.703	21.997	30.789	37.694	28.163	28.899	33.796	35.212	37.371	35.117	33.99	31.765	31.423	32.471	34.269	52.178	39.3	38.062	37.246	34.494	27.021	26.885	32 / 35
NEW JERSEY HUB	11.84	28.24	25.29	24.20	32.80	36.90	30.19	30.53	36.30	38.33	40.88	55.60	37.21	35.23	34.43	35.52	55.13	72.47	73.22	69.34	62.37	38.10	32.52	28.86	40 / 47
Percent Forecast	0.44	-0.12	-0.70	-1.29	-1.99	-2.11	-3.89	-4.73	-4.47	-3.16	-1.60	-1.30	-1.40	-2.04	-1.61	-1.84	-2.13	-1.74	-2.60	-2.21	-1.77	-1.56	-2.19	-2.93	
RTLoad	68.556	65.557	63.916	62.977	62.959	64.378	66.058	68.423	71.264	73.859	75.164	74.78	73.453	71.656	70.698	70.461	72.231	77.894	79.179	78.377	77.108	74.829	71.071	66.262	



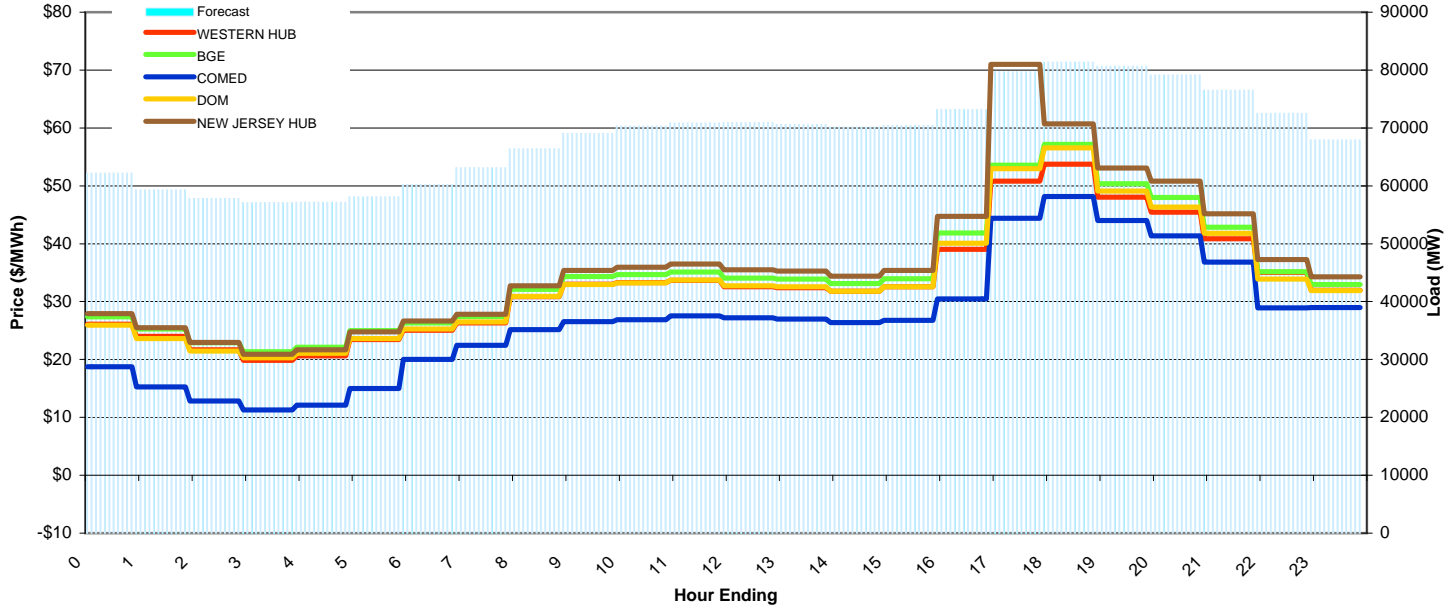
# PJM Daily Report

## Report for: 12/28/2008

Price Color Codes: ≤0 ≥100 ≥200

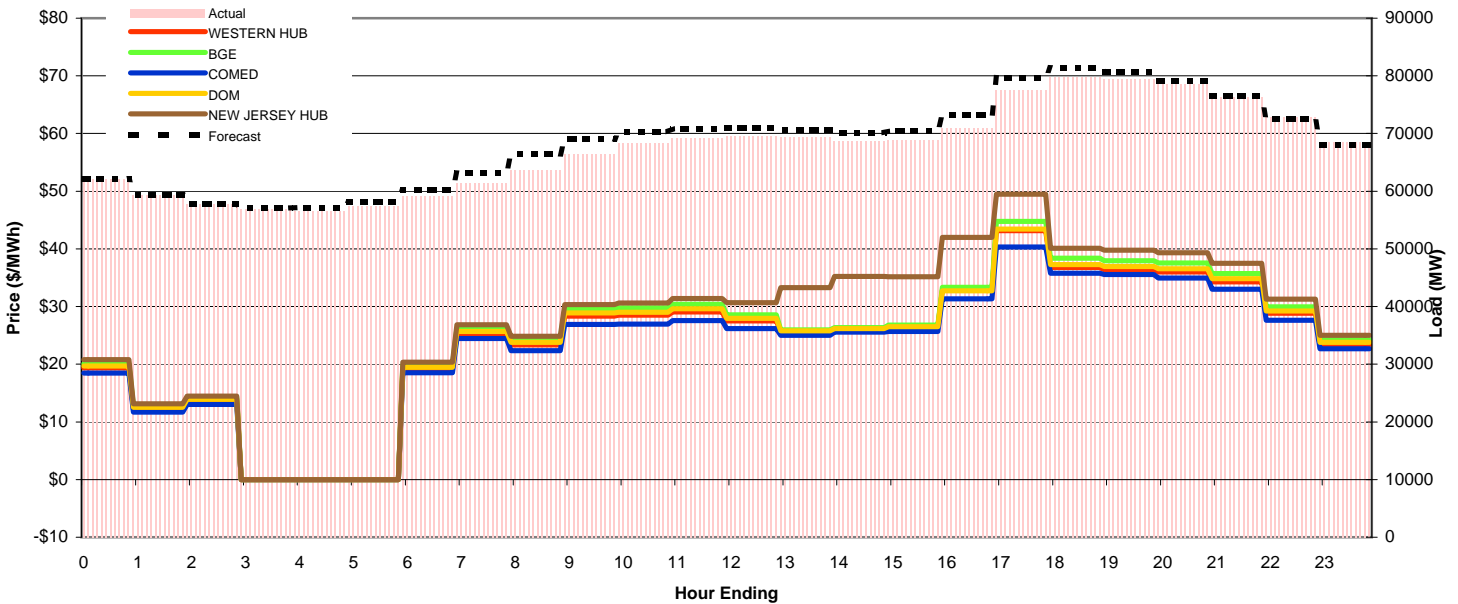
### Day-Ahead Prices and Forecast Load

	HE1	HE2	HE3	HE4	HE5	HE6	HE7	HE8	HE9	HE10	HE11	HE12	HE13	HE14	HE15	HE16	HE17	HE18	HE19	HE20	HE21	HE22	HE23	HE24	avg all/peak
WESTERN HUB	26.11	24.02	21.70	19.86	20.63	23.46	25.06	26.34	30.84	33.01	33.29	33.66	32.56	32.38	31.80	32.59	39.03	50.79	53.72	48.06	45.44	40.86	35.08	31.97	35 / 37
BGE	27.398	25.257	22.915	21.343	22.119	24.981	26.338	27.429	32.122	34.321	34.676	35.116	34.081	33.871	33.116	33.963	41.847	53.582	57.187	50.389	47.965	42.844	35.14	32.953	35 / 39
COMED	18.751	15.281	12.854	11.308	12.101	14.994	20.021	22.443	25.172	26.522	26.895	27.541	27.18	27.006	26.397	26.782	30.472	44.376	48.138	44.036	41.364	36.845	28.928	29.001	27 / 32
DOM	25.918	23.593	21.44	20.305	21.09	23.607	25.245	26.496	30.928	32.949	33.239	33.716	32.727	32.549	31.821	32.588	40.106	52.941	56.582	49.083	46.35	41.8	33.908	31.93	33 / 38
NEW JERSEY HUB	27.93	25.52	22.93	20.90	21.65	24.79	26.63	27.81	32.74	35.38	35.95	36.48	35.51	35.27	34.37	35.39	44.72	71.00	60.71	53.09	50.84	45.14	37.25	34.26	37 / 42
DA Forecast	62.2	59.3	57.8	57.1	57.2	58.1	60.2	63.1	66.4	69.1	70.3	70.9	71.0	70.6	70.1	70.5	73.2	79.7	81.4	80.7	79.2	76.5	72.5	68.0	69 / 73



### Preliminary Real-Time Prices with Forecasted and Actual System Load

	HE1	HE2	HE3	HE4	HE5	HE6	HE7	HE8	HE9	HE10	HE11	HE12	HE13	HE14	HE15	HE16	HE17	HE18	HE19	HE20	HE21	HE22	HE23	HE24	avg all/peak
WESTERN HUB	19.35	12.28	13.63	0.00	0.00	0.00	19.12	25.27	23.37	28.37	28.52	29.07	27.49	25.72	26.22	26.56	32.81	43.14	36.76	36.38	36.00	34.28	28.82	23.42	24 / 31
BGE	20.092	12.764	14.156	0	0	0	19.875	26.227	24.308	29.64	29.802	30.388	28.542	25.972	26.326	26.814	33.344	44.777	38.386	37.95	37.545	35.723	29.953	24.235	25 / 32
COMED	18.485	11.67	13.005	0	0	0	18.532	24.461	22.365	26.889	26.965	27.543	26.173	24.985	25.586	25.667	31.319	40.327	35.782	35.573	34.917	33.02	27.612	22.673	23 / 29
DOM	19.667	12.5	13.892	0	0	0	19.443	25.681	23.771	28.886	29.034	29.615	27.942	25.789	26.204	26.53	32.738	43.407	37.25	36.954	36.566	34.826	29.24	23.777	24 / 31
NEW JERSEY HUB	20.82	13.15	14.49	0.00	0.00	0.00	20.34	26.85	24.85	30.34	30.64	31.40	30.69	33.26	35.22	35.16	42.00	49.49	40.12	39.77	39.34	37.49	31.27	25.03	27 / 35
Percent Forecast	-0.16	0.15	-0.20	-0.46	-1.08	-1.14	-1.72	-2.89	-4.35	-3.99	-2.98	-2.43	-2.00	-1.85	-2.05	-2.41	-3.03	-2.81	-1.91	-1.52	-0.73	-0.15	0.45	0.88	
RTLoad	62.073	59.389	57.689	56.821	56.569	57.431	59.188	61.345	63.645	66.409	68.294	69.167	69.561	69.299	68.74	68.8	71.036	77.51	79.86	79.47	78.598	76.41	72.874	68.555	



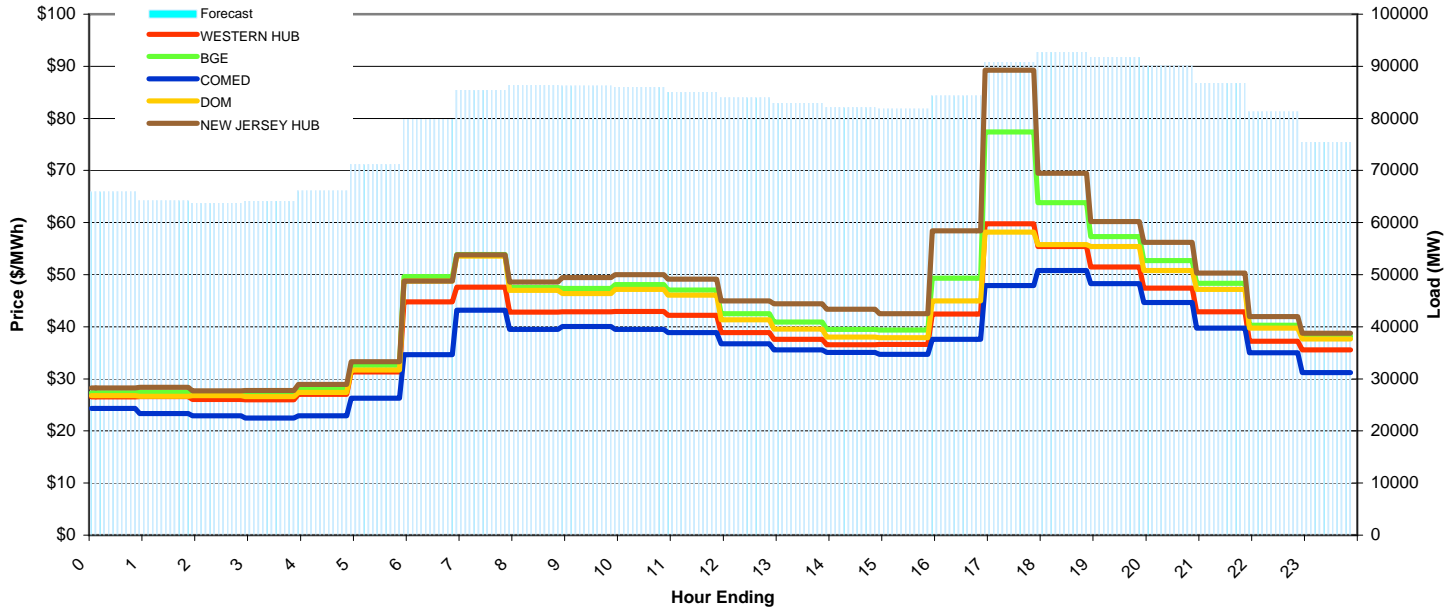
# PJM Daily Report

## Report for: 12/29/2008

Price Color Codes: <=0 >=100 >=200

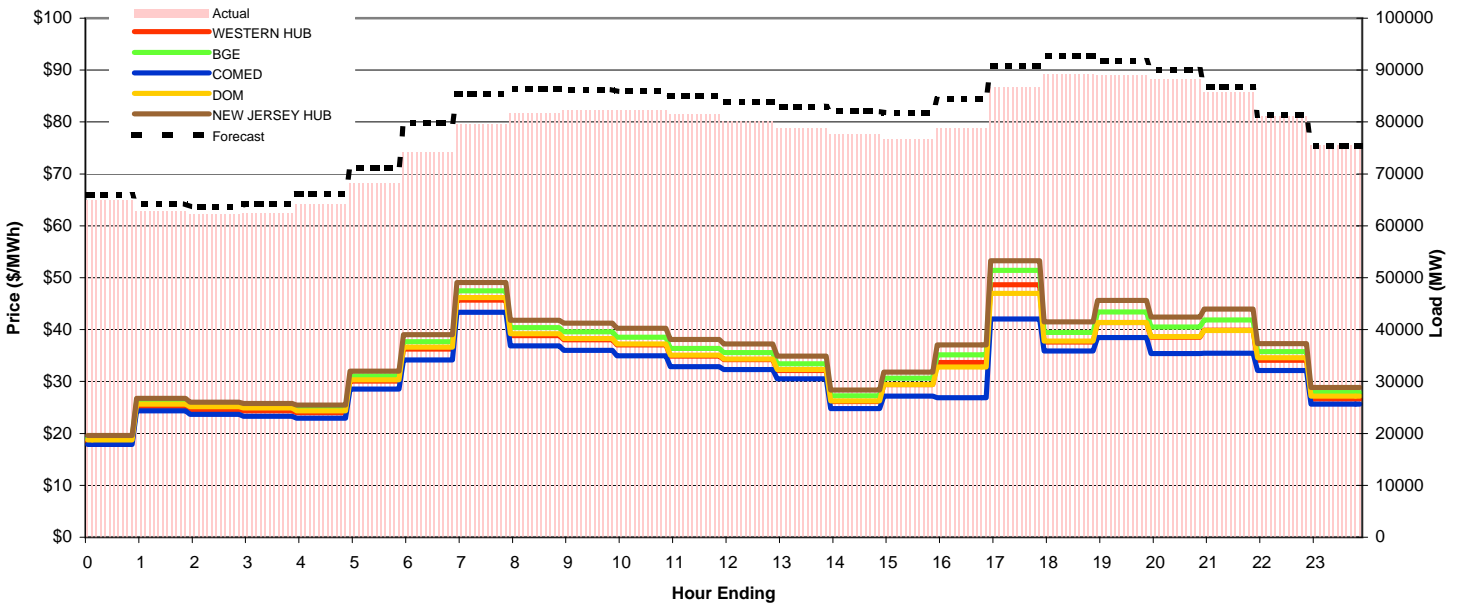
### Day-Ahead Prices and Forecast Load

	HE1	HE2	HE3	HE4	HE5	HE6	HE7	HE8	HE9	HE10	HE11	HE12	HE13	HE14	HE15	HE16	HE17	HE18	HE19	HE20	HE21	HE22	HE23	HE24	avg all/peak
WESTERN HUB	26.54	26.58	26.07	26.01	27.05	31.32	44.79	47.63	42.79	42.84	42.96	42.22	38.87	37.60	36.57	36.61	42.45	59.77	55.42	51.47	47.39	42.90	37.20	35.58	40 / 44
BGE	27.317	27.402	27.119	27.109	28.173	32.644	49.622	53.841	47.556	47.336	48.067	47.043	42.485	40.907	39.527	39.378	49.327	77.412	63.828	57.31	52.682	48.313	40.297	38.13	44 / 50
COMED	24.332	23.326	22.94	22.467	22.94	26.299	34.616	43.203	39.512	40.067	39.491	38.896	36.757	35.584	35.048	34.689	37.57	47.935	50.77	48.295	44.681	39.728	35.042	31.193	36 / 40
DOM	26.757	26.681	26.776	26.599	27.414	31.667	48.783	53.543	46.994	46.346	47.176	46.059	41.367	39.548	38.02	37.874	44.959	58.184	55.759	55.425	50.811	47.2	39.761	37.653	42 / 47
NEW JERSEY HUB	28.25	28.39	27.73	27.76	28.90	33.31	48.80	53.83	48.57	49.46	50.00	49.12	44.95	44.39	43.34	42.52	58.39	89.26	69.44	60.20	56.21	50.30	41.93	38.79	46 / 53
DA Forecast	65.9	64.2	63.7	64.1	66.1	71.1	79.8	85.4	86.3	86.3	85.9	85.0	83.9	82.9	82.0	81.8	84.4	90.7	92.7	91.8	90.1	86.7	81.3	75.4	80 / 86



### Preliminary Real-Time Prices with Forecasted and Actual System Load

	HE1	HE2	HE3	HE4	HE5	HE6	HE7	HE8	HE9	HE10	HE11	HE12	HE13	HE14	HE15	HE16	HE17	HE18	HE19	HE20	HE21	HE22	HE23	HE24	avg all/peak
WESTERN HUB	18.44	25.20	24.62	24.37	23.97	30.07	36.28	45.67	38.83	38.04	37.03	34.90	34.19	32.12	26.15	29.41	33.66	48.63	37.61	41.35	38.53	39.88	34.11	26.65	33 / 37
BGE	19.094	26.082	25.497	25.282	24.821	31.086	37.649	47.489	40.374	39.582	38.541	36.366	35.567	33.429	27.225	30.638	35.157	51.398	39.468	43.402	40.5	41.845	35.738	27.867	35 / 39
COMED	17.905	24.378	23.669	23.323	22.909	28.547	34.158	43.326	36.839	35.989	34.967	32.837	32.319	30.51	24.762	27.205	26.91	42.048	35.853	38.478	35.396	35.45	32.104	25.656	31 / 34
DOM	18.764	25.652	25.13	24.903	24.345	30.33	36.593	46.19	39.222	38.311	37.258	35.08	34.342	32.3	26.266	29.432	32.807	46.963	37.763	41.352	38.683	39.843	34.572	27.167	33 / 37
NEW JERSEY HUB	19.60	26.76	26.04	25.80	25.43	32.00	39.04	49.10	41.80	41.27	40.27	38.08	37.21	34.87	28.38	31.84	37.04	53.26	41.48	45.63	42.43	43.97	37.29	28.83	36 / 40
Percent Forecast	-1.50	-2.06	-2.27	-2.72	-3.02	-4.27	-7.44	-7.31	-5.73	-4.78	-4.37	-4.30	-4.73	-5.23	-5.76	-6.58	-6.99	-4.74	-3.83	-3.10	-2.05	-1.30	-0.31	0.25	
RTLoad	64.965	62.915	62.285	62.445	64.166	68.219	74.242	79.587	81.613	82.329	82.303	81.504	80.151	78.821	77.569	76.755	78.848	86.644	89.251	89.023	88.274	85.631	81.039	75.588	



# PJM Daily Report

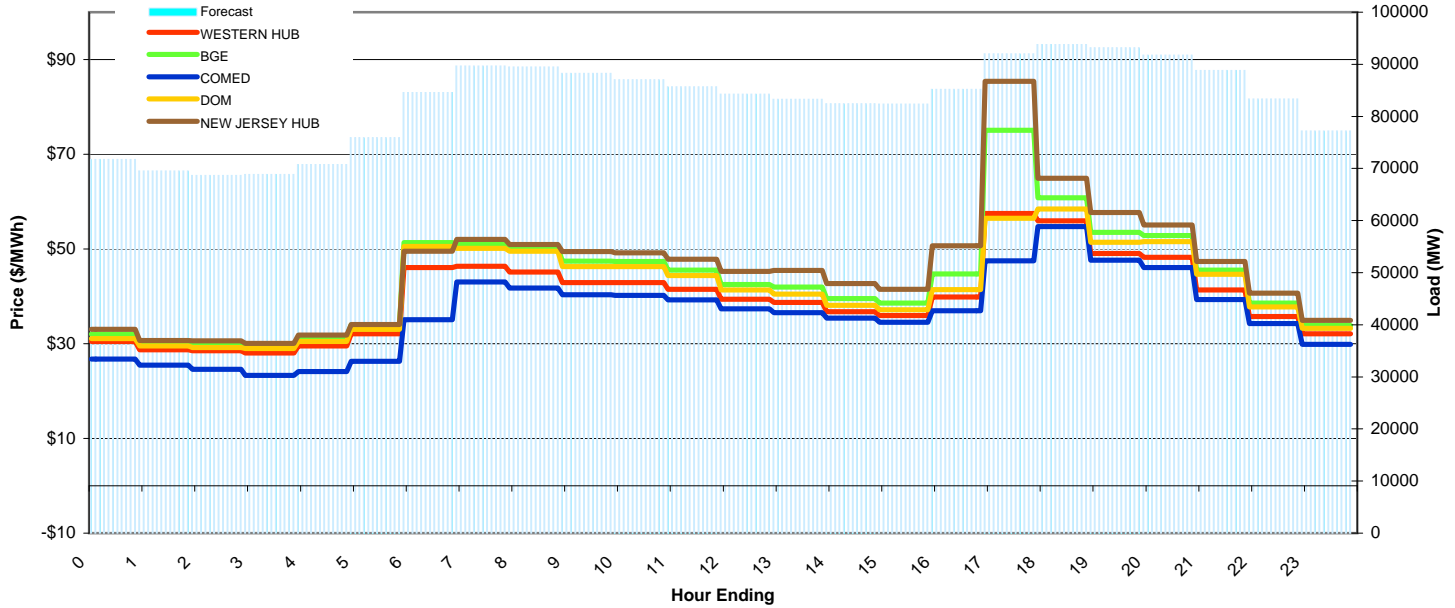
Report for: 12/30/2008

Price Color Codes:

≤0	>=100	>=200
----	-------	-------

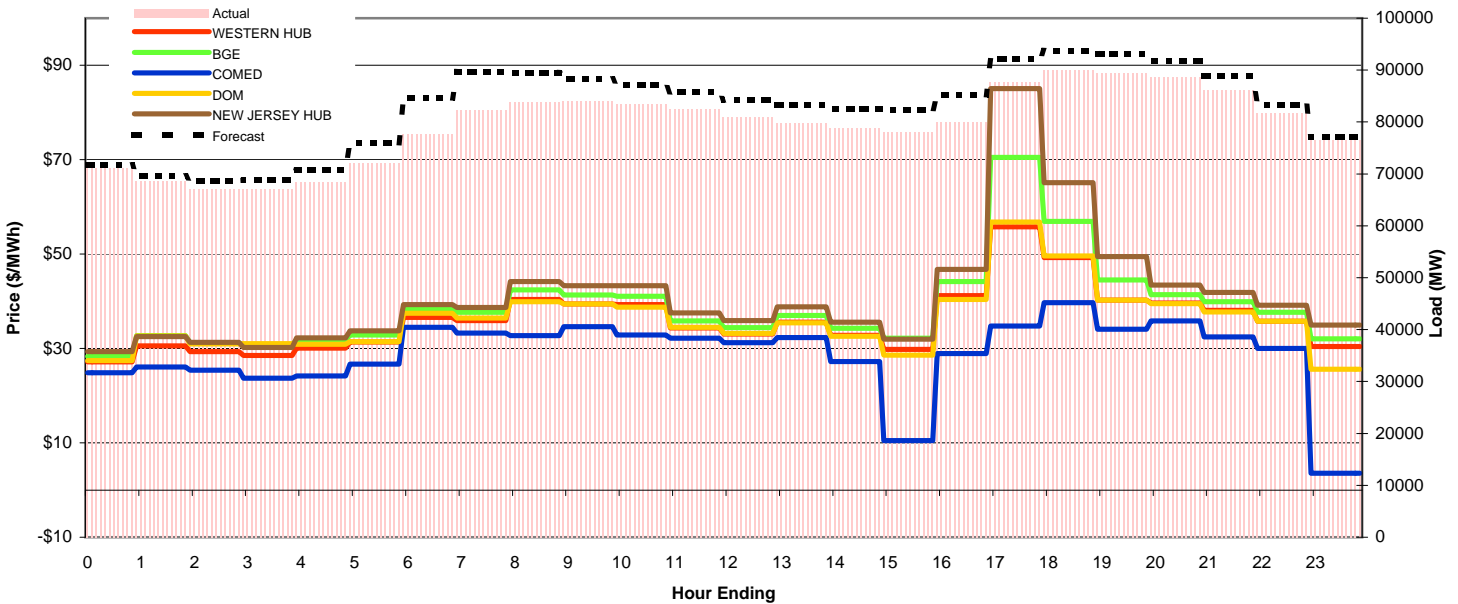
## Day-Ahead Prices and Forecast Load

	HE1	HE2	HE3	HE4	HE5	HE6	HE7	HE8	HE9	HE10	HE11	HE12	HE13	HE14	HE15	HE16	HE17	HE18	HE19	HE20	HE21	HE22	HE23	HE24	avg all/peak
WESTERN HUB	30.49	28.72	28.49	28.06	29.55	32.06	46.08	46.37	45.14	42.94	42.93	41.50	39.37	38.71	36.77	35.95	39.88	57.50	55.98	49.06	48.23	41.34	35.71	32.11	40 / 44
BGE	32.029	30.09	29.837	29.675	31.388	33.971	51.327	51.159	50.257	47.422	47.372	45.523	42.472	41.93	39.531	38.555	44.745	75.06	60.814	53.525	52.825	45.542	38.613	33.873	44 / 48
COMED	26.727	25.448	24.622	23.311	24.109	26.261	35.054	43.042	41.785	40.35	40.227	39.243	37.387	36.587	35.431	34.516	36.975	47.477	54.722	47.657	46.062	39.312	34.252	29.873	36 / 41
DOM	31.091	29.527	29.193	29.017	30.471	33.024	50.569	50.122	49.53	46.271	46.255	44.416	41.328	40.456	38.1	37.193	41.397	56.459	58.422	51.405	51.587	44.63	37.737	33.22	42 / 46
NEW JERSEY HUB	33.03	30.70	30.59	30.07	31.84	34.06	49.50	52.02	50.93	49.48	49.22	47.80	45.26	45.48	42.73	41.52	50.71	85.38	64.96	57.70	55.09	47.36	40.67	34.96	46 / 52
DA Forecast	71.7	69.5	68.7	68.9	70.8	75.9	84.6	89.7	89.5	88.3	87.1	85.7	84.2	83.3	82.4	82.4	85.2	92.0	93.8	93.2	91.8	88.8	83.4	77.2	83 / 88



## Preliminary Real-Time Prices with Forecasted and Actual System Load

	HE1	HE2	HE3	HE4	HE5	HE6	HE7	HE8	HE9	HE10	HE11	HE12	HE13	HE14	HE15	HE16	HE17	HE18	HE19	HE20	HE21	HE22	HE23	HE24	avg all/peak
WESTERN HUB	27.14	30.56	29.36	28.55	30.07	31.36	36.62	35.89	40.37	39.45	39.27	34.36	33.05	35.56	32.77	29.78	41.21	55.77	49.30	40.27	39.63	38.11	35.78	30.43	36 / 39
BGE	28.317	32.711	31.183	30.758	31.834	32.858	38.423	37.649	42.436	41.364	41.089	35.83	34.43	36.98	34.289	32.157	44.182	70.491	56.964	44.533	41.426	39.915	37.661	32.023	39 / 42
COMED	24.883	26.098	25.42	23.725	24.203	26.703	34.463	33.287	32.708	34.618	32.881	32.155	31.259	32.303	27.219	10.514	28.953	34.761	39.728	34.095	35.864	32.472	30.016	3.5526	29 / 31
DOM	27.407	32.656	30.95	31.039	30.928	31.463	37.494	36.466	39.924	39.439	38.749	34.478	33.221	35.46	32.562	28.614	40.421	56.83	49.58	40.227	39.528	37.717	35.746	25.587	36 / 39
NEW JERSEY HUB	29.35	32.51	31.30	30.20	32.26	33.75	39.28	38.71	44.20	43.30	43.32	37.57	35.89	38.81	35.59	31.98	46.76	85.09	65.11	49.47	43.41	41.88	39.19	34.94	41 / 45
Percent Forecast	-0.93	-1.43	-2.30	-2.82	-3.27	-5.37	-8.84	-9.00	-6.80	-5.05	-4.20	-3.96	-4.08	-4.40	-4.58	-5.53	-6.40	-5.01	-4.12	-4.08	-3.53	-3.05	-1.93	-1.01	
RTLoad	71.061	68.547	67.128	67	68.514	72.04	77.732	82.287	83.783	84.009	83.554	82.434	80.943	79.774	78.817	78.055	80.049	87.629	90.086	89.517	88.641	86.174	81.8	76.431	



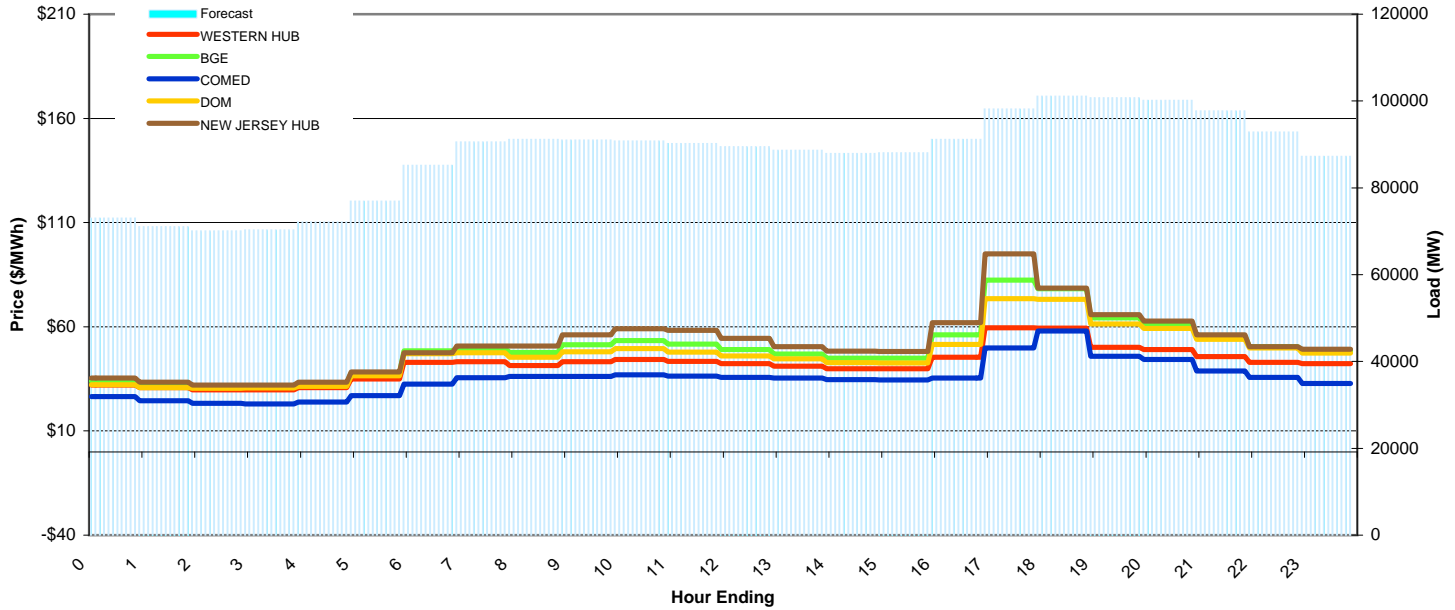
# PJM Daily Report

## Report for: 12/31/2008

Price Color Codes: ≤0 ≥100 ≥200

### Day-Ahead Prices and Forecast Load

	HE1	HE2	HE3	HE4	HE5	HE6	HE7	HE8	HE9	HE10	HE11	HE12	HE13	HE14	HE15	HE16	HE17	HE18	HE19	HE20	HE21	HE22	HE23	HE24	avg all/peak
WESTERN HUB	32.07	30.73	29.78	29.72	30.77	34.93	42.99	43.27	41.46	43.27	44.29	43.46	42.28	41.10	39.87	39.82	45.43	59.50	59.42	50.22	49.01	45.68	42.85	42.33	42 / 46
BGE	33.855	32.347	31.672	31.671	32.776	37.849	48.439	49.593	47.75	51.412	53.384	51.746	49.088	46.896	44.888	44.897	56.19	82.37	78.181	64.335	61.32	55.5	50.43	48.384	49 / 55
COMED	26.417	24.441	23.226	23.015	23.845	27.003	32.487	35.534	36.2	36.161	36.871	36.309	35.745	35.41	34.677	34.52	35.467	49.9	57.911	45.83	44.322	38.726	35.739	32.788	35 / 39
DOM	32.163	30.753	30.537	30.605	31.334	36.448	47.075	47.536	45.349	47.975	49.565	47.861	46.019	44.627	42.752	42.654	51.509	73.435	73.165	61.299	59.132	54.006	49.759	47.382	47 / 52
NEW JERSEY HUB	35.45	33.47	32.02	31.98	33.41	38.26	47.55	50.83	50.74	56.09	59.09	58.21	54.37	50.41	48.27	48.22	62.01	94.97	78.48	65.82	62.68	56.07	50.48	49.20	52 / 59
DA Forecast	73.0	71.0	70.1	70.3	72.2	77.0	85.2	90.6	91.2	91.0	90.8	90.2	89.5	88.7	87.9	88.1	91.2	98.2	101.1	100.8	100.2	97.7	92.8	87.2	87 / 93



### Preliminary Real-Time Prices with Forecasted and Actual System Load

	HE1	HE2	HE3	HE4	HE5	HE6	HE7	HE8	HE9	HE10	HE11	HE12	HE13	HE14	HE15	HE16	HE17	HE18	HE19	HE20	HE21	HE22	HE23	HE24	avg all/peak
WESTERN HUB	27.87	24.37	27.18	31.90	29.98	31.89	37.32	36.31	39.77	43.08	54.77	40.78	38.95	39.47	38.23	39.58	64.51	147.70	81.35	77.65	45.27	91.83	109.45	74.93	53 / 62
BGE	29.094	26.021	28.776	33.425	31.358	33.426	39.19	38.053	41.723	45.158	57.44	42.781	40.878	41.383	40.128	41.94	75.573	204.85	94.054	84.895	49.553	116.08	135	102.55	61 / 72
COMED	24.046	-28.45	-17.42	23.415	23.238	24.332	26.902	31.652	33.132	34.792	41.725	36.174	35.823	36.848	34.576	31.23	31.22	59.432	40.485	43.252	34.591	21.492	53.782	35.628	30 / 38
DOM	27.824	13.997	18.552	31.21	29.541	31.272	36.345	36.508	39.567	42.372	53.289	40.713	39.143	39.808	38.471	39.645	66.633	207.45	81.619	76.916	46.997	111.74	133.63	93.257	57 / 68
NEW JERSEY HUB	30.24	30.38	32.64	34.95	32.71	34.84	40.74	39.12	43.32	47.46	60.47	44.97	42.89	43.18	41.74	43.00	79.91	168.66	100.76	85.46	49.39	107.42	116.13	108.93	61 / 70
Percent Forecast	-1.93	-3.39	-4.14	-4.88	-5.65	-7.52	-10.79	-10.99	-8.91	-6.58	-4.67	-3.12	-2.37	-1.84	-1.43	-1.50	-1.61	-0.46	-1.26	-3.16	-5.33	-5.96	-3.96	-0.84	
RTLload	71.641	68.695	67.303	67.069	68.31	71.598	76.906	81.593	83.744	85.429	86.794	87.477	87.423	87.069	86.692	86.761	89.753	97.718	99.872	97.668	95.082	92.214	89.307	86.516	

