

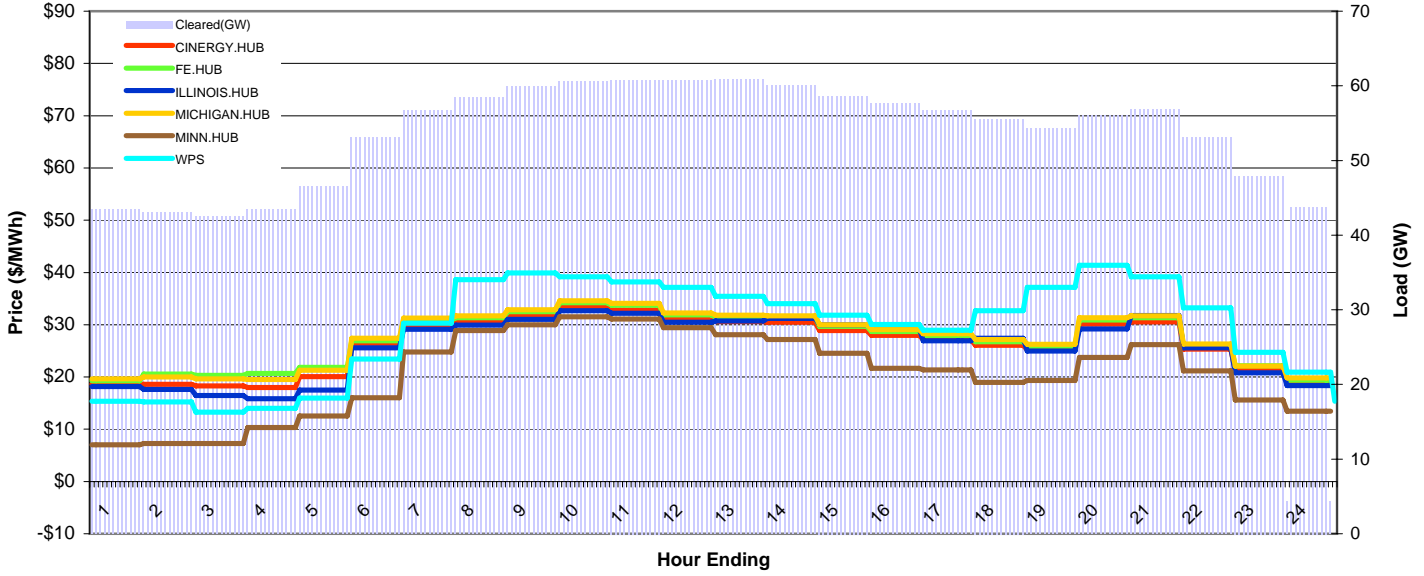
# MISO Daily Report

Delivery Day: Friday, May 1, 2009

Price Color Codes: ≤0 ≥100 ≥200

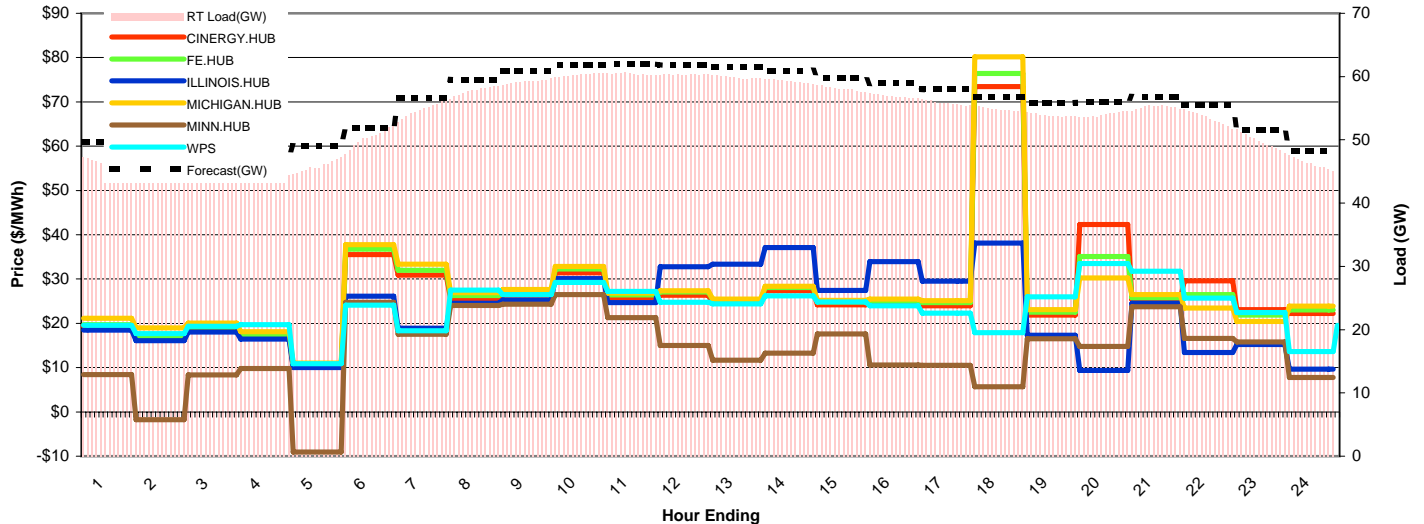
## Day-Ahead Prices and Cleared Load

|              | HE1   | HE2   | HE3   | HE4   | HE5   | HE6   | HE7   | HE8   | HE9   | HE10  | HE11  | HE12  | HE13  | HE14  | HE15  | HE16  | HE17  | HE18  | HE19  | HE20  | HE21  | HE22  | HE23  | HE24  |
|--------------|-------|-------|-------|-------|-------|-------|-------|-------|-------|-------|-------|-------|-------|-------|-------|-------|-------|-------|-------|-------|-------|-------|-------|-------|
| CINERGY.HUB  | 18.65 | 18.60 | 18.31 | 18.00 | 20.05 | 26.42 | 30.00 | 30.49 | 31.60 | 33.27 | 32.80 | 31.03 | 30.60 | 30.50 | 28.86 | 27.94 | 27.16 | 26.06 | 25.19 | 30.09 | 30.51 | 25.31 | 21.25 | 19.10 |
| FE.HUB       | 19.25 | 20.56 | 20.33 | 20.65 | 21.87 | 26.94 | 30.83 | 31.35 | 32.49 | 34.21 | 33.72 | 31.90 | 31.46 | 31.35 | 29.66 | 28.71 | 27.91 | 26.76 | 25.87 | 30.90 | 31.35 | 26.01 | 22.14 | 19.38 |
| ILLINOIS.HUB | 18.18 | 17.60 | 16.45 | 15.85 | 17.52 | 25.57 | 29.13 | 29.95 | 31.04 | 32.68 | 32.22 | 30.48 | 30.71 | 31.19 | 30.00 | 29.33 | 26.91 | 27.41 | 24.98 | 29.22 | 31.78 | 25.60 | 20.81 | 18.38 |
| MICHIGAN.HUB | 19.62 | 19.98 | 19.64 | 19.50 | 21.30 | 27.42 | 31.25 | 31.69 | 32.85 | 34.59 | 34.10 | 32.26 | 31.80 | 31.70 | 30.00 | 29.07 | 28.30 | 27.16 | 26.26 | 31.36 | 31.70 | 26.34 | 22.08 | 19.81 |
| MINN.HUB     | 7.00  | 7.25  | 7.25  | 10.34 | 12.52 | 16.04 | 24.76 | 28.90 | 29.96 | 31.54 | 31.10 | 29.41 | 28.07 | 27.15 | 24.52 | 21.67 | 21.35 | 18.94 | 19.36 | 23.72 | 26.20 | 21.14 | 15.58 | 13.44 |
| WPS          | 15.33 | 15.21 | 13.25 | 13.98 | 15.94 | 23.42 | 30.27 | 38.63 | 39.90 | 39.20 | 38.19 | 37.14 | 35.42 | 34.03 | 31.83 | 30.03 | 28.96 | 32.70 | 37.17 | 41.40 | 39.16 | 33.24 | 24.74 | 20.90 |
| Cleared(GW)  | 43.4  | 43.0  | 42.5  | 43.4  | 46.5  | 53.1  | 56.7  | 58.4  | 59.9  | 60.5  | 60.8  | 60.7  | 60.9  | 60.1  | 58.6  | 57.6  | 56.7  | 55.5  | 54.3  | 56.1  | 56.9  | 53.1  | 47.9  | 4.4   |



## Preliminary Real-Time Prices with Forecasted and Actual System Load

|                  | HE1   | HE2   | HE3   | HE4   | HE5   | HE6   | HE7   | HE8   | HE9   | HE10  | HE11  | HE12  | HE13  | HE14  | HE15  | HE16  | HE17  | HE18  | HE19  | HE20  | HE21  | HE22  | HE23  | HE24  |
|------------------|-------|-------|-------|-------|-------|-------|-------|-------|-------|-------|-------|-------|-------|-------|-------|-------|-------|-------|-------|-------|-------|-------|-------|-------|
| CINERGY.HUB      | 19.26 | 16.74 | 18.74 | 17.08 | 10.25 | 35.49 | 30.88 | 25.49 | 26.36 | 31.43 | 25.73 | 26.35 | 24.67 | 27.34 | 24.15 | 24.40 | 23.96 | 73.43 | 21.89 | 42.34 | 25.31 | 29.59 | 23.09 | 22.20 |
| FE.HUB           | 19.68 | 16.93 | 19.13 | 17.43 | 10.20 | 36.75 | 32.01 | 26.24 | 27.09 | 32.27 | 26.44 | 27.05 | 25.36 | 28.09 | 24.85 | 25.07 | 24.66 | 76.42 | 22.52 | 35.09 | 25.75 | 26.50 | 21.85 | 23.02 |
| ILLINOIS.HUB     | 18.49 | 16.10 | 18.06 | 16.45 | 9.98  | 26.12 | 18.90 | 24.56 | 25.27 | 30.10 | 24.70 | 32.74 | 33.38 | 37.11 | 27.40 | 33.96 | 29.49 | 38.11 | 17.34 | 9.34  | 24.53 | 13.44 | 15.20 | 9.62  |
| MICHIGAN.HUB     | 21.17 | 18.98 | 20.09 | 18.08 | 11.05 | 37.73 | 33.36 | 26.93 | 27.61 | 32.88 | 26.88 | 27.34 | 25.49 | 28.34 | 25.17 | 25.50 | 25.13 | 80.18 | 23.06 | 30.26 | 26.47 | 23.48 | 20.44 | 23.92 |
| MINN.HUB         | 8.45  | -1.76 | 8.38  | 9.80  | -9.07 | 24.73 | 17.56 | 24.02 | 24.33 | 26.50 | 21.30 | 15.03 | 11.70 | 13.29 | 17.58 | 10.56 | 10.50 | 5.69  | 16.50 | 14.77 | 23.77 | 16.56 | 15.80 | 7.76  |
| WPS              | 19.57 | 17.70 | 19.35 | 19.73 | 10.90 | 24.10 | 18.30 | 27.47 | 26.48 | 29.22 | 27.20 | 24.73 | 24.37 | 26.23 | 24.85 | 23.99 | 22.33 | 17.89 | 25.95 | 33.49 | 31.78 | 25.68 | 22.44 | 13.60 |
| Forecasted(GW)   | 49.7  | 48.2  | 47.3  | 47.3  | 49.1  | 51.9  | 56.5  | 59.5  | 60.9  | 61.8  | 62.0  | 61.8  | 61.5  | 61.0  | 59.8  | 58.9  | 58.0  | 56.9  | 55.9  | 56.0  | 56.8  | 55.5  | 51.6  | 48.3  |
| (RT) - (DA Load) | 2.83  | 1.92  | 1.79  | 0.87  | -0.74 | -2.78 | -1.97 | -0.66 | -0.67 | -0.23 | -0.34 | -0.36 | -0.94 | -0.81 | -0.52 | -0.70 | -0.86 | -0.69 | -0.39 | -2.05 | -1.72 | 0.33  | 1.85  | 41.90 |



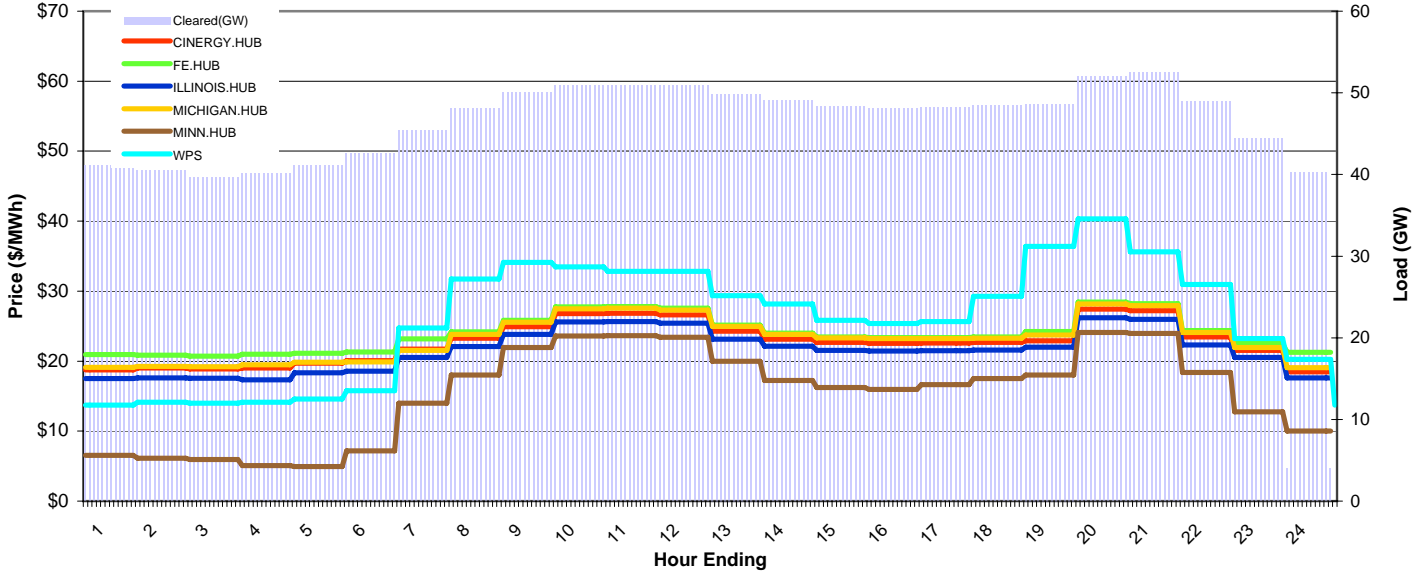
# MISO Daily Report

Delivery Day: Saturday, May 2, 2009

Price Color Codes: <=0 >=100 >=200

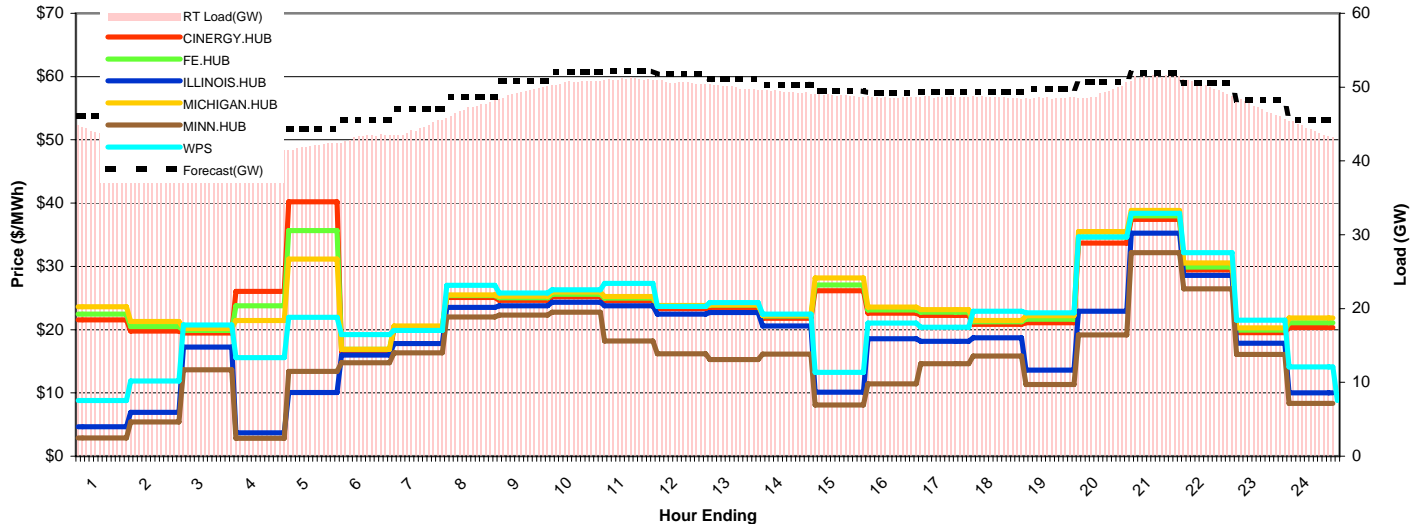
## Day-Ahead Prices and Cleared Load

|              | HE1   | HE2   | HE3   | HE4   | HE5   | HE6   | HE7   | HE8   | HE9   | HE10  | HE11  | HE12  | HE13  | HE14  | HE15  | HE16  | HE17  | HE18  | HE19  | HE20  | HE21  | HE22  | HE23  | HE24  |
|--------------|-------|-------|-------|-------|-------|-------|-------|-------|-------|-------|-------|-------|-------|-------|-------|-------|-------|-------|-------|-------|-------|-------|-------|-------|
| CINERGY.HUB  | 18.74 | 19.00 | 18.87 | 19.04 | 19.71 | 20.07 | 21.71 | 23.27 | 24.92 | 26.79 | 26.85 | 26.59 | 24.30 | 23.14 | 22.66 | 22.54 | 22.59 | 22.67 | 22.92 | 27.45 | 27.21 | 23.47 | 21.54 | 18.47 |
| FE.HUB       | 20.93 | 20.84 | 20.69 | 21.00 | 21.14 | 21.29 | 23.16 | 24.18 | 25.82 | 27.76 | 27.82 | 27.55 | 25.16 | 24.00 | 23.46 | 23.35 | 23.38 | 23.47 | 24.22 | 28.44 | 28.20 | 24.35 | 22.56 | 21.28 |
| ILLINOIS.HUB | 17.53 | 17.60 | 17.58 | 17.35 | 18.34 | 18.56 | 20.53 | 22.10 | 23.80 | 25.59 | 25.65 | 25.40 | 23.13 | 22.15 | 21.54 | 21.45 | 21.48 | 21.60 | 22.00 | 26.22 | 25.99 | 22.33 | 20.51 | 17.60 |
| MICHIGAN.HUB | 19.10 | 19.25 | 19.21 | 19.46 | 19.83 | 19.89 | 21.52 | 23.83 | 25.57 | 27.48 | 27.55 | 27.28 | 24.96 | 23.82 | 23.33 | 23.22 | 23.22 | 23.29 | 23.73 | 28.18 | 27.94 | 24.10 | 21.93 | 19.05 |
| MINN.HUB     | 6.54  | 6.14  | 5.96  | 5.07  | 4.94  | 7.19  | 13.98 | 18.00 | 21.95 | 23.60 | 23.66 | 23.43 | 20.00 | 17.24 | 16.21 | 15.94 | 16.64 | 17.49 | 18.00 | 24.11 | 23.97 | 18.36 | 12.74 | 10.00 |
| WPS          | 13.73 | 14.15 | 13.99 | 14.13 | 14.60 | 15.77 | 24.72 | 31.74 | 34.12 | 33.47 | 32.83 | 32.82 | 29.34 | 28.14 | 25.84 | 25.39 | 25.64 | 29.25 | 36.41 | 40.35 | 35.61 | 30.94 | 23.21 | 20.26 |
| Cleared(GW)  | 41.1  | 40.5  | 39.6  | 40.2  | 41.1  | 42.5  | 45.3  | 48.1  | 50.1  | 50.9  | 51.0  | 51.0  | 49.9  | 49.0  | 48.3  | 48.1  | 48.2  | 48.5  | 48.6  | 52.0  | 52.5  | 48.9  | 44.4  | 4.0   |



## Preliminary Real-Time Prices with Forecasted and Actual System Load

|                  | HE1   | HE2   | HE3   | HE4   | HE5   | HE6   | HE7   | HE8   | HE9   | HE10  | HE11  | HE12  | HE13  | HE14  | HE15  | HE16  | HE17  | HE18  | HE19  | HE20  | HE21  | HE22  | HE23  | HE24  |
|------------------|-------|-------|-------|-------|-------|-------|-------|-------|-------|-------|-------|-------|-------|-------|-------|-------|-------|-------|-------|-------|-------|-------|-------|-------|
| CINERGY.HUB      | 21.53 | 19.76 | 19.48 | 26.05 | 40.21 | 16.53 | 20.04 | 25.08 | 24.62 | 25.21 | 24.59 | 23.31 | 23.51 | 21.78 | 26.15 | 22.63 | 22.24 | 20.84 | 21.08 | 33.70 | 37.43 | 29.44 | 19.52 | 20.35 |
| FE.HUB           | 22.46 | 20.48 | 19.90 | 23.75 | 35.68 | 16.87 | 20.50 | 25.39 | 25.02 | 25.58 | 24.98 | 23.66 | 23.87 | 22.17 | 27.06 | 23.10 | 22.75 | 21.24 | 21.65 | 34.63 | 38.00 | 29.88 | 19.94 | 21.10 |
| ILLINOIS.HUB     | 4.67  | 6.95  | 17.24 | 3.71  | 10.04 | 16.00 | 17.81 | 23.51 | 23.78 | 24.35 | 23.76 | 22.47 | 22.70 | 20.61 | 10.14 | 18.54 | 18.16 | 18.71 | 13.63 | 22.90 | 35.27 | 28.59 | 17.83 | 10.03 |
| MICHIGAN.HUB     | 23.62 | 21.30 | 20.18 | 21.47 | 31.14 | 16.90 | 20.61 | 25.48 | 25.30 | 25.94 | 25.26 | 23.81 | 23.92 | 22.23 | 28.16 | 23.55 | 23.15 | 21.45 | 22.20 | 35.50 | 38.86 | 30.56 | 20.26 | 21.87 |
| MINN.HUB         | 2.88  | 5.41  | 13.64 | 2.83  | 13.42 | 14.77 | 16.32 | 22.01 | 22.33 | 22.76 | 18.23 | 16.19 | 15.26 | 16.13 | 8.10  | 11.43 | 14.63 | 15.84 | 11.32 | 19.17 | 32.16 | 26.44 | 16.10 | 8.36  |
| WPS              | 8.79  | 11.91 | 20.76 | 15.58 | 21.95 | 19.21 | 19.85 | 27.02 | 25.82 | 26.29 | 27.33 | 23.67 | 24.28 | 22.47 | 13.27 | 21.02 | 20.38 | 22.92 | 22.64 | 34.66 | 38.38 | 32.16 | 21.48 | 14.11 |
| Forecasted(GW)   | 46.1  | 45.2  | 44.4  | 44.1  | 44.4  | 45.5  | 47.0  | 48.6  | 50.8  | 52.0  | 52.2  | 51.7  | 51.1  | 50.3  | 49.5  | 49.2  | 49.3  | 49.3  | 49.7  | 50.6  | 51.9  | 50.6  | 48.3  | 45.5  |
| (RT) - (DA Load) | 2.73  | 1.93  | 2.01  | 1.31  | 0.90  | 0.70  | -0.96 | -1.00 | -0.73 | -0.30 | 0.11  | -0.35 | 0.12  | 0.31  | 0.57  | 0.49  | 0.47  | 0.11  | -0.14 | -2.71 | -1.10 | 1.15  | 2.68  | 40.25 |



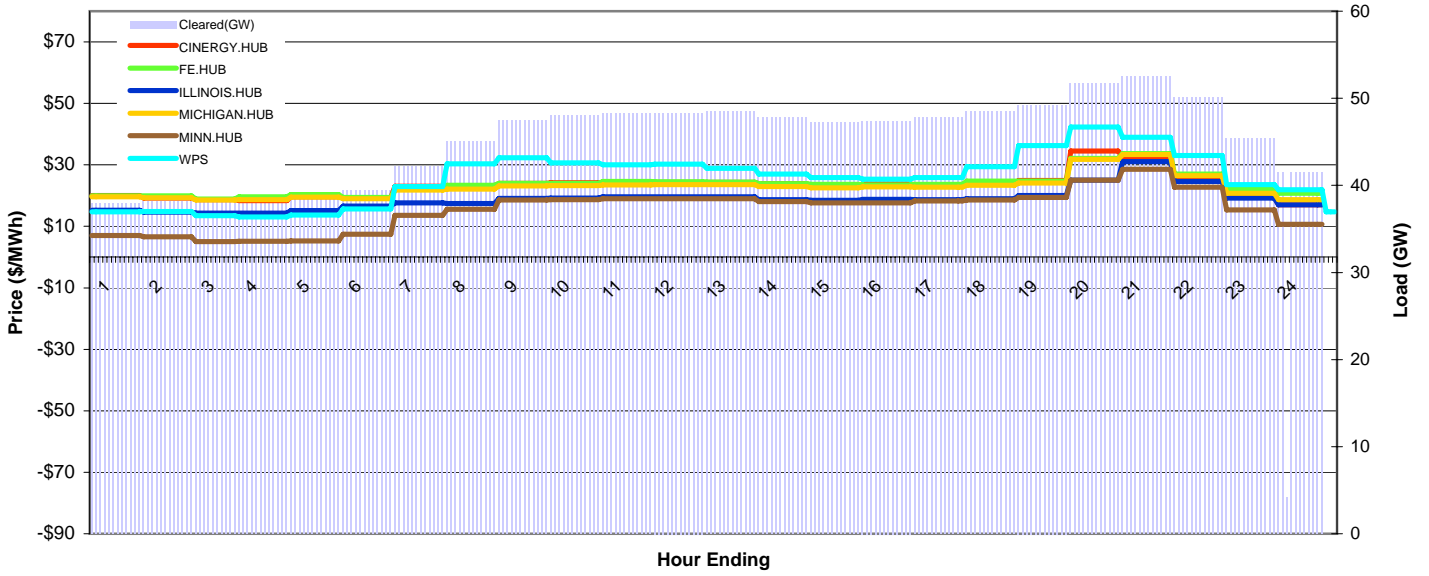
# MISO Daily Report

Delivery Day: Sunday, May 3, 2009

Price Color Codes: ≤0 ≥100 ≥200

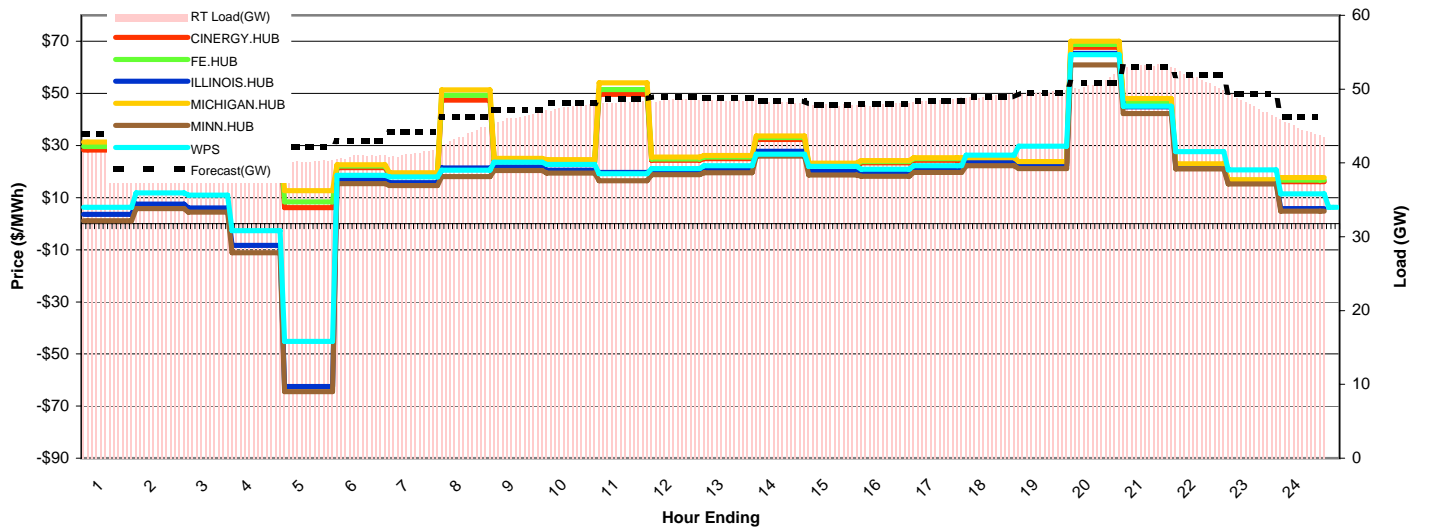
## Day-Ahead Prices and Cleared Load

|              | HE1   | HE2   | HE3   | HE4   | HE5   | HE6   | HE7   | HE8   | HE9   | HE10  | HE11  | HE12  | HE13  | HE14  | HE15  | HE16  | HE17  | HE18  | HE19  | HE20  | HE21  | HE22  | HE23  | HE24  |
|--------------|-------|-------|-------|-------|-------|-------|-------|-------|-------|-------|-------|-------|-------|-------|-------|-------|-------|-------|-------|-------|-------|-------|-------|-------|
| CINERGY.HUB  | 20.00 | 19.16 | 18.65 | 18.32 | 19.62 | 19.29 | 23.06 | 23.17 | 23.97 | 24.18 | 24.04 | 24.29 | 24.33 | 23.84 | 23.33 | 23.80 | 23.59 | 24.02 | 24.94 | 34.49 | 32.49 | 25.70 | 19.59 | 17.00 |
| FE.HUB       | 19.91 | 19.92 | 18.86 | 19.64 | 20.31 | 19.39 | 22.01 | 23.36 | 23.95 | 24.03 | 24.61 | 24.50 | 24.41 | 23.93 | 23.63 | 23.43 | 23.67 | 24.76 | 24.73 | 32.08 | 33.66 | 27.02 | 22.00 | 20.77 |
| ILLINOIS.HUB | 15.29 | 14.62 | 14.34 | 14.33 | 15.12 | 16.63 | 17.62 | 17.41 | 19.10 | 19.18 | 19.63 | 19.57 | 19.61 | 18.65 | 18.43 | 18.74 | 18.72 | 19.02 | 20.08 | 25.00 | 31.03 | 24.61 | 19.19 | 17.01 |
| MICHIGAN.HUB | 19.65 | 19.33 | 18.55 | 18.66 | 19.53 | 18.96 | 21.76 | 22.13 | 23.12 | 23.26 | 23.52 | 23.57 | 23.57 | 22.92 | 22.56 | 22.82 | 22.77 | 23.35 | 24.08 | 31.80 | 33.36 | 26.52 | 20.72 | 18.68 |
| MINN.HUB     | 7.00  | 6.61  | 5.00  | 5.18  | 5.21  | 7.46  | 13.63 | 15.61 | 18.57 | 18.68 | 18.97 | 18.97 | 19.01 | 18.11 | 17.68 | 17.67 | 18.24 | 18.56 | 19.46 | 25.01 | 28.62 | 22.70 | 15.36 | 10.69 |
| WPS          | 14.71 | 14.86 | 13.52 | 13.10 | 13.67 | 15.62 | 22.98 | 30.39 | 32.35 | 30.61 | 30.05 | 30.25 | 28.85 | 27.02 | 25.82 | 25.36 | 25.82 | 29.40 | 36.28 | 42.32 | 38.97 | 33.01 | 23.61 | 21.96 |
| Cleared(GW)  | 38.0  | 38.1  | 38.0  | 38.2  | 38.9  | 39.4  | 42.2  | 45.1  | 47.4  | 48.0  | 48.3  | 48.3  | 48.5  | 47.8  | 47.2  | 47.4  | 47.8  | 48.5  | 49.2  | 51.6  | 52.5  | 50.1  | 45.4  | 4.2   |



## Preliminary Real-Time Prices with Forecasted and Actual System Load

|                  | HE1   | HE2   | HE3   | HE4    | HE5    | HE6   | HE7   | HE8   | HE9   | HE10  | HE11  | HE12  | HE13  | HE14  | HE15  | HE16  | HE17  | HE18  | HE19  | HE20  | HE21  | HE22  | HE23  | HE24  |
|------------------|-------|-------|-------|--------|--------|-------|-------|-------|-------|-------|-------|-------|-------|-------|-------|-------|-------|-------|-------|-------|-------|-------|-------|-------|
| CINERGY.HUB      | 28.29 | 20.03 | 19.47 | 31.69  | 6.20   | 21.56 | 18.74 | 47.49 | 24.08 | 23.54 | 49.71 | 24.34 | 24.97 | 32.31 | 22.43 | 23.37 | 24.41 | 24.56 | 23.23 | 67.74 | 46.25 | 22.25 | 16.39 | 16.13 |
| FE.HUB           | 29.64 | 20.81 | 20.27 | 33.50  | 8.38   | 22.09 | 19.25 | 49.32 | 24.57 | 24.03 | 51.52 | 24.90 | 25.56 | 33.05 | 22.92 | 23.88 | 24.91 | 25.01 | 23.63 | 68.81 | 46.89 | 22.58 | 16.71 | 16.80 |
| ILLINOIS.HUB     | 3.55  | 7.53  | 6.09  | -8.27  | -62.45 | 16.81 | 15.77 | 21.47 | 21.80 | 20.60 | 19.73 | 20.07 | 20.89 | 27.81 | 20.01 | 19.68 | 21.31 | 23.70 | 22.44 | 65.36 | 44.88 | 21.72 | 15.91 | 5.83  |
| MICHIGAN.HUB     | 31.41 | 21.82 | 21.36 | 36.40  | 12.66  | 22.66 | 19.58 | 51.33 | 25.06 | 24.59 | 54.10 | 25.53 | 26.14 | 33.72 | 23.26 | 24.29 | 25.34 | 25.29 | 23.92 | 70.10 | 48.09 | 23.06 | 16.92 | 17.69 |
| MINN.HUB         | 1.10  | 5.85  | 4.50  | -11.13 | -64.40 | 15.41 | 14.68 | 18.05 | 20.47 | 19.43 | 16.55 | 18.79 | 19.56 | 25.98 | 18.67 | 18.22 | 19.75 | 22.21 | 21.16 | 60.98 | 42.26 | 21.09 | 15.30 | 4.81  |
| WPS              | 6.32  | 11.78 | 10.91 | -2.69  | -45.22 | 18.57 | 17.92 | 20.59 | 23.63 | 22.76 | 19.14 | 21.13 | 22.27 | 26.64 | 22.01 | 20.86 | 22.24 | 26.27 | 29.74 | 64.85 | 45.12 | 27.73 | 20.61 | 11.43 |
| Forecasted(GW)   | 43.9  | 42.9  | 42.2  | 41.9   | 42.2   | 42.9  | 44.1  | 46.3  | 47.2  | 48.1  | 48.7  | 48.9  | 48.8  | 48.4  | 47.9  | 48.0  | 48.4  | 48.9  | 49.4  | 50.9  | 53.0  | 51.9  | 49.4  | 46.2  |
| (RT) - (DA Load) | 4.05  | 2.65  | 2.11  | 1.76   | 1.26   | 1.53  | -0.90 | -1.26 | -1.23 | -0.41 | -0.04 | 0.23  | -0.04 | 0.50  | 0.71  | 0.57  | 0.72  | 0.59  | 0.32  | -0.79 | 0.60  | 1.27  | 2.49  | 40.48 |



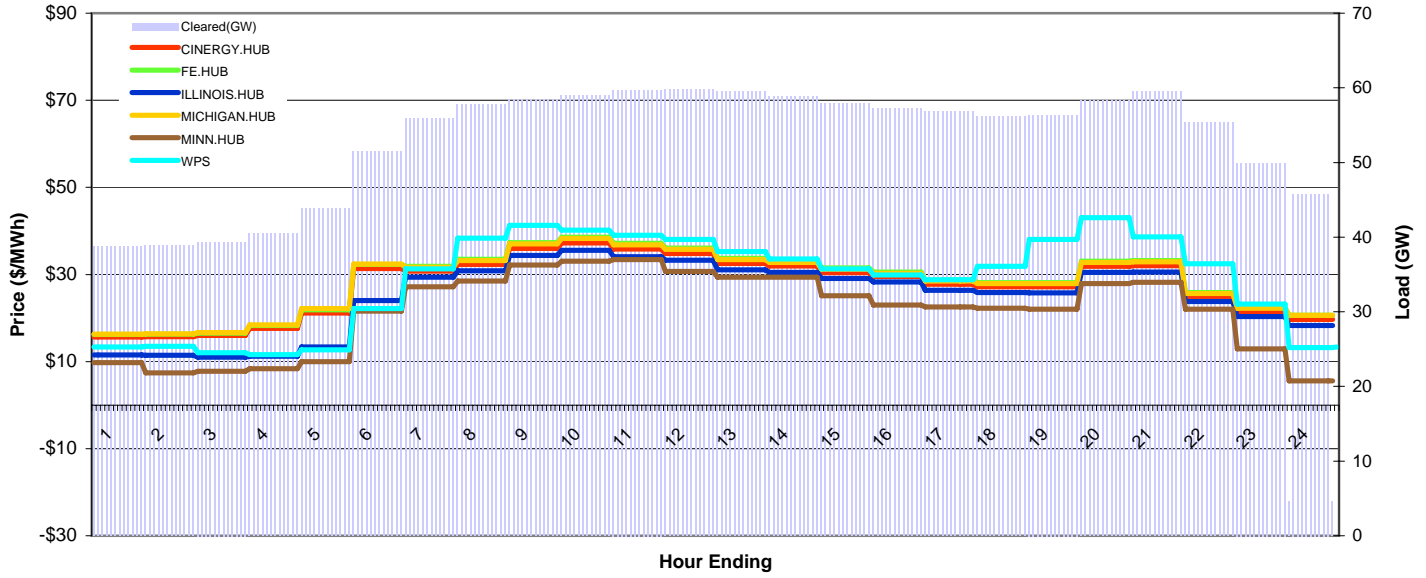
# MISO Daily Report

Delivery Day: Monday, May 4, 2009

Price Color Codes: ≤0 ≥100 ≥200

## Day-Ahead Prices and Cleared Load

|              | HE1   | HE2   | HE3   | HE4   | HE5   | HE6   | HE7   | HE8   | HE9   | HE10  | HE11  | HE12  | HE13  | HE14  | HE15  | HE16  | HE17  | HE18  | HE19  | HE20  | HE21  | HE22  | HE23  | HE24  |
|--------------|-------|-------|-------|-------|-------|-------|-------|-------|-------|-------|-------|-------|-------|-------|-------|-------|-------|-------|-------|-------|-------|-------|-------|-------|
| CINERGY.HUB  | 15.67 | 15.74 | 15.99 | 17.62 | 21.14 | 31.36 | 30.80 | 32.30 | 36.02 | 37.23 | 35.82 | 34.81 | 32.55 | 31.93 | 30.41 | 29.50 | 27.73 | 27.17 | 27.15 | 31.91 | 32.03 | 24.95 | 21.47 | 19.68 |
| FE.HUB       | 16.21 | 16.28 | 16.54 | 18.26 | 21.87 | 32.30 | 31.91 | 33.47 | 37.33 | 38.58 | 37.14 | 36.08 | 33.73 | 33.08 | 31.48 | 30.53 | 28.71 | 28.13 | 28.11 | 33.05 | 33.19 | 25.85 | 22.38 | 20.66 |
| ILLINOIS.HUB | 11.55 | 11.43 | 10.97 | 11.26 | 13.32 | 23.98 | 29.41 | 30.85 | 34.39 | 35.54 | 34.10 | 33.25 | 31.09 | 30.48 | 29.06 | 28.24 | 26.34 | 25.84 | 25.77 | 30.45 | 30.58 | 23.81 | 20.35 | 18.26 |
| MICHIGAN.HUB | 16.30 | 16.38 | 16.68 | 18.45 | 22.15 | 32.42 | 31.63 | 33.17 | 37.00 | 38.24 | 36.83 | 35.76 | 33.43 | 32.79 | 31.21 | 30.29 | 28.51 | 27.92 | 27.92 | 32.77 | 32.89 | 25.62 | 22.22 | 20.62 |
| MINN.HUB     | 9.72  | 7.42  | 7.79  | 8.36  | 10.00 | 21.55 | 27.14 | 28.47 | 32.14 | 33.07 | 33.44 | 30.67 | 29.41 | 29.37 | 25.11 | 23.01 | 22.57 | 22.28 | 22.01 | 27.91 | 28.23 | 22.01 | 12.89 | 5.58  |
| WPS          | 13.38 | 13.50 | 12.06 | 11.61 | 12.70 | 22.18 | 31.28 | 38.31 | 41.28 | 40.18 | 39.01 | 38.07 | 35.24 | 33.55 | 31.32 | 29.86 | 28.82 | 31.87 | 38.08 | 43.08 | 38.66 | 32.48 | 23.23 | 13.22 |
| Cleared(GW)  | 38.7  | 38.9  | 39.3  | 40.5  | 43.8  | 51.5  | 55.8  | 57.8  | 58.4  | 59.0  | 59.7  | 59.7  | 59.5  | 58.8  | 57.9  | 57.3  | 56.9  | 56.2  | 56.4  | 58.3  | 59.5  | 55.4  | 49.9  | 4.6   |



## Preliminary Real-Time Prices with Forecasted and Actual System Load

|                  | HE1   | HE2   | HE3   | HE4   | HE5   | HE6   | HE7   | HE8   | HE9   | HE10  | HE11  | HE12  | HE13  | HE14  | HE15  | HE16  | HE17  | HE18  | HE19  | HE20  | HE21  | HE22  | HE23  | HE24   |
|------------------|-------|-------|-------|-------|-------|-------|-------|-------|-------|-------|-------|-------|-------|-------|-------|-------|-------|-------|-------|-------|-------|-------|-------|--------|
| CINERGY.HUB      | 12.71 | 10.46 | 0.09  | 15.72 | 17.19 | 40.28 | 26.24 | 35.74 | 43.84 | 58.40 | 29.76 | 32.41 | 44.05 | 43.40 | 57.90 | 37.23 | 23.37 | 23.17 | 23.67 | 50.05 | 28.31 | 22.31 | 18.45 | 38.34  |
| FE.HUB           | 13.06 | 10.73 | 0.11  | 16.18 | 17.71 | 41.70 | 26.88 | 36.61 | 45.05 | 60.06 | 30.61 | 33.26 | 45.13 | 44.41 | 59.09 | 37.99 | 23.86 | 23.70 | 24.25 | 51.26 | 28.87 | 22.77 | 18.89 | 36.39  |
| ILLINOIS.HUB     | 11.22 | 10.06 | -0.35 | 14.66 | 15.80 | 26.12 | 25.28 | 34.59 | 42.57 | 82.47 | 28.85 | 31.37 | 42.62 | 42.01 | 55.88 | 35.85 | 22.46 | 22.19 | 22.66 | 49.71 | 32.55 | 21.55 | 20.57 | -19.24 |
| MICHIGAN.HUB     | 13.19 | 10.75 | 0.13  | 16.22 | 17.79 | 42.98 | 27.48 | 37.37 | 45.72 | 60.64 | 30.82 | 33.39 | 45.36 | 44.86 | 60.30 | 38.78 | 24.23 | 23.99 | 24.53 | 52.01 | 29.35 | 23.09 | 19.07 | 39.57  |
| MINN.HUB         | 10.79 | 9.75  | -0.43 | 13.88 | 14.98 | 23.68 | 24.15 | 33.39 | 41.21 | 55.17 | 27.44 | 29.70 | 39.98 | 39.24 | 52.30 | 33.43 | 21.04 | 20.87 | 21.18 | 42.01 | 19.54 | 20.36 | 13.24 | -21.26 |
| WPS              | 15.78 | 15.83 | 9.01  | 19.81 | 19.06 | 23.51 | 25.16 | 34.54 | 38.28 | 47.89 | 30.51 | 29.56 | 37.69 | 37.04 | 46.64 | 32.20 | 23.52 | 25.30 | 29.82 | 52.85 | 33.13 | 27.69 | 21.78 | -8.76  |
| Forecasted(GW)   | 44.7  | 43.9  | 43.7  | 44.3  | 45.8  | 50.8  | 55.6  | 58.6  | 60.1  | 61.1  | 61.6  | 61.8  | 61.9  | 61.7  | 60.9  | 60.2  | 59.6  | 58.7  | 58.4  | 58.9  | 60.1  | 57.6  | 54.5  | 50.9   |
| (RT) - (DA Load) | 3.95  | 2.78  | 2.03  | 1.38  | 0.22  | -2.19 | -2.10 | -0.43 | 0.50  | 1.13  | 1.15  | 1.22  | 1.49  | 1.99  | 1.97  | 1.54  | 0.79  | 0.83  | 0.24  | -0.92 | -0.52 | 1.15  | 1.64  | 43.01  |

